

EKU

2024-2025 WOMEN'S BASKETBALL



NOV. 4 LSU
NOV. 8 TENNESSEE STATE¹
NOV. 10 SOUTHERN ILLINOIS
NOV. 14 MICHIGAN STATE
NOV. 17 SEMO¹
NOV. 23 RADFORD
NOV. 25 HAMPTON
NOV. 27 MARYVILLE¹

NOV. 30 NORTHERN KENTUCKY
DEC. 11 HAWAII HILO
DEC. 16 INDIANA STATE²
DEC. 17 NORTHERN ILLINOIS²
DEC. 29 SAMFORD
JAN. 2 AUSTIN PEAY*
JAN. 4 LIPSCOMB*
JAN. 8 WEST GEORGIA*

JAN. 11 NORTH ALABAMA*
JAN. 16 AUSTIN PEAY*
JAN. 18 BELLARMINE*
JAN. 23 STETSON*
JAN. 25 FGCU*
JAN. 30 JACKSONVILLE*
FEB. 1 NORTH FLORIDA*
FEB. 6 STETSON*

FEB. 8 FGCU*
FEB. 12 QUEENS*
FEB. 15 BELLARMINE*
FEB. 20 NORTH FLORIDA*
FEB. 22 JACKSONVILLE*
FEB. 27 CENTRAL ARKANSAS*
MAR. 1 LIPSCOMB*
MAR. 7 ASUN TOURNAMENT



SCAN FOR TICKETS!

HOME
¹ HOME AT BEREA COLLEGE
² HOME AT TRANSYLVANIA
* ASUN CONFERENCE GAME
AWAY

Grab Flavor That's Got Game


Coke. ZERO SUGAR

#TakeATaste

Coca-Cola
ZERO SUGAR

EKU

OFFICIAL FAN REFRESHMENT



Play safe. Stay healthy.

Nothing is more exciting and hopeful than
basketball in Kentucky. We are proud to
support Eastern Kentucky University.

Times may
have changed,
but one thing
remains — our
commitment
to protect
what's most
important —
your health.

Go Colonels!

Anthem  

anthem.com

Anthem Blue Cross and Blue Shield is the trade name of Anthem Health Plans of Kentucky, Inc. Independent licensee of the Blue Cross and Blue Shield Association.
Anthem is a registered trademark of Anthem Insurance Companies, Inc.

1126326YMCMBSS 08/00



AN EKU TRADITION SINCE 1981

LOCATIONS

Downtown Richmond | 228 South Second Street | (859) 623-0330

Little Sack | 3325 Colonel Road | (859) 575-4270

Berea | 215 Adams Street | (859) 756-6036

Lexington | 1451 Leestown Road | (859) 523-2992

AND SOON TO BE OPEN IN CORBIN AT 203 S. MAIN STREET

**Over 60 beers available on draft or in
bottles or cans at the Richmond, Berea
and Lexington locations**

Order online at www.ApolloPizzaMenu.com



EKU



A PROUD PARTNER OF Eastern Kentucky University



**YOUR SOURCE FOR ALL
YOUR TEAM NEEDS.**

GAME EQUIPMENT, APPAREL, PLAYER GEAR AND MORE.

BSNSPORTS.com

Good Luck ECU from your Friends in Business

WILSON PAINTING

WP

141 MAIN SADIEVILLE KY
502.857.8463

WARE

ALL WAYS STEAM

Since 1952



Boiler Rental, Sales, Service, Repair and Parts

Go Team!

(800) 288-8861 • www.wareinc.com



**GRANT'S
EXCAVATING**

312 Jason Drive Suite 6 • Richmond, KY 40475

(859) 626-3478 | (859) 626-1569 FAX



BRIAN CAUDILL - Owner


Sales, Service, Installation

P.O. Box 627 • Richmond, KY 40476 • 859-779-0122



CMTA

A LEGENCE Company



**United
Rentals**

United Rentals
2150 Trade Center Drive
Lexington, KY 40509

GSA Contract Holder

Scott Snider
Branch Manager
AERIAL EQUIPMENT
GENERAL RENTAL

tel: 859 233 2163

cell: 859 221 5860

fax: 859 255 9002

ssnider@ur.com

unitedrentals.com



859-625-0035



VULCAN
FIRE SYSTEMS, INC.

Todd Pottlitzer, CET

Louisville, KY - Nashville, TN
(502) 968-7714 - (615) 882-0050



www.vulcanfiresystems.com

SUMMIT
ARCHITECTS • ENGINEERS

With our diverse skillset, we'll design your dream.



Wireman Construction & Excavation

*Specializing in: Asbestos Abatement, Mold Remediation,
Demolition Services, Renovations.*

P.O. Box 23492
Lexington, KY 40523

Phone: 859-623-3918
Fax: 859-623-2549



Ricky Conner Masonry

Bobcat, Block, Concrete, Footer Digging
Grading, Driveways, Stucco, Rock, Brick & Stone
Residential & Commercial

Home: (859) 369-5479
Office: (859) 200-4087
Fax: (859) 369-5479

317 Charlie Norris Rd.
Richmond, KY 40475
Email - rickyconner@bellsouth.net



***Good luck Coach
Hamilton and
Coach Todd!***

We are cheering you on!

***Jerry Goble, Agent
444 Big Hill Avenue, Unit 1
Richmond, KY 40475
859-623-0550
jerry@jerrygobleinsurance.com***



TABLE OF CONTENTS

Cover.....	1	Last Year Review	44-48
Sponsors.....	2-5	Head Coach Records.....	49-51
Table of Contents	6	Awards.....	52-54
Quick Facts.....	7	Postseason Results.....	55-57
Media Information.....	8-9	Championship Recaps.....	58-60
Atlantic Sun Conference.....	10-12	Individual Records.....	61-76
2024-25 Roster	13-15	Individual ASUN Records	77-81
Love Mays	16	Individual OVC Records.....	82-84
Savannah Gardner.....	17	Individual NCAA Records	85-86
Capria Brown.....	18	1,000 Point Club	87-90
Raphaella Toussaint.....	19	Hall of Fame	91-95
Ambah Kowcun	20	Team Records	96-102
Althea Kara Angeles	21	Team MISC. Records.....	103-105
Kaitlyn Costner.....	22	Team ASUN Records.....	106-113
Mya Wardle	23	Team OVC Records	114-118
Bre'Aria Cannon.....	24	Team NCAA Records.....	119-120
Kailani Lindsey.....	25	All-Time Records	121-123
Alice Recanatì	26	Head-to-Head Records	124-138
Liz Freihofer	27	Year-by-Year Records.....	139-150
Jasmine McGinnis-Taylor.....	28	All-Time Roster	151-153
Faith Walker	29	Notebook	154
2024-25 Coaching Staff.....	30-33		
2024-25 Schedule.....	34-35		
2024-25 Schedule Breakdown.....	36-43		

CREDITS

Editor: Alex Morgan
Design & Layout: Alex Morgan
Editorial Assistance: Kevin Britton and ECU Archives
Printing: ECU Printing Services

Mission Statement: As a school of opportunity, Eastern Kentucky University fosters personal growth and prepares students to contribute to the success and vitality of their communities, the Commonwealth, and the world. Eastern Kentucky University is committed to access, equal opportunity, dignity, respect, and inclusion for all people, as integral to a learning environment in which intellectual creativity and diversity thrives.

Equal Opportunity Statement: Eastern Kentucky University is an Equal Opportunity employer and educational institution and does not discriminate on the basis of age (40 and over), race, color, religion, sex, sexual orientation, gender identity, gender expression, pregnancy, ethnicity, disability, national origin, veteran status, and/or genetic information in the admission to, or participation in, any educational program or activity (e.g., athletics, academics and housing) which it conducts, or in any employment policy or practice.

UNIVERSITY INFORMATION

Location Richmond, Ky.
 Founded 1906
 Enrollment 17,034
 President..... David T. McFaddin
 Director of Athletics..... Kyle Moats
 Nickname..... Colonels
 Colors Maroon (PMS 208 C) & White
 Affiliation NCAA Division I
 Conference Atlantic Sun Conference
 Arena Baptist Health Arena
 Capacity 6,500
 Record 374-236 (.614)

BASKETBALL STAFF

Head CoachGreg Todd
 Alma Mater EKU, 1983
 Record at EKU (Seasons) 33-29 (3)
 Career Record (Seasons) 295-199 (17)
 Assistant Coach Coretta Brown
 Alma Mater North Carolina, 2003
 Assistant Coach Veronica Ryan
 Alma Mater Georgia College, 2017
 Assistant Coach Chad Gibney
 Alma Mater Wichita State, 2017
 Graduate Assistant Felicia Aiyeotan
 Alma Mater Virginia, 2019
 Athletic Trainer Izzy Forde
 Alma Mater New England, 2020
 Strength Coach John-Michael Davis
 Alma Mater Appalachian State, 2000
 WBB Administrator Kirk Moats
 Alma Mater Louisville, 2013
 Sports Information Alex Morgan
 Alma Mater Kentucky, 2021

TEAM INFORMATION

2023-24 Overall Record 22-12
 2023-24 Home Record 11-3
 2023-24 Away Record 10-8
 2023-24 Neutral Record 1-1
 ASUN Record/Finish 9-7 / 5th
 ASUN Tournament..... No. 5 Seed
 Quarterfinals W, 99-68 at No. 4 Lipscomb
 Semifinals L, 57-68 at No. 3 Central Arkansas
 Starters Returning/Lost..... 3/2
 Letterwinners Returning/Lost 6/6
 Newcomers..... 7

BASKETBALL HISTORY

NCAA Appearances Two (1997, 2005)
 WNIT Appearances Two (2002, 2024)
 WBI Appearances..... One (2013)
 Season of Basketball..... 54th
 First Season 1971-72
 All-time Record 720-729 (.498)
 ASUN Record (Seasons) 27-23 (3)
 ASUN Championships..... 0
 ASUN Regular Season Titles 0
 OVC Championships..... Two (96-97, 04-05)
 OVC Regular Season Titles

ATHLETICS COMMUNICATIONS

Director/Communications Isaac Ray
 Associate Director Kevin Britton
 Assistant Director..... Alex Morgan
 Graduate Assistant Mitchell Melrose
 Director/Broadcast Dylan Travis
 Video Coordinator..... Katie Adkins
 Assistant AD/Strategic Communications..... Steve Fohl
 Assistant AD/Creative Content Corey Rush
 Creative Specialist
 Director/Ticketing..... Raymond White
 Director/Marketing..... Annelise Hackney
 Assistant Director/Digital & Ticketing Devin Ewing
 Marketing GA Ethan Freeman
 Marketing GA Grayson Dickens

Mailing Address Athletic Communications
 Eastern Kentucky University
 521 Lancaster Ave.
 Richmond, KY 40475

Phone (859) 622-2720
 Fax (859) 622-5108



WBB CONTACT

Alex Morgan
 O: 859-622-2720
 C: 859-409-8939
 E: alex.morgan@eku.edu
 Asst. Director of Athletics Communications
 (WBB, Soccer, Softball)

SOCIAL MEDIA

Women's Basketball

X / Twitter @EKUWBB
 Instagram @EKUWBB
 Facebook @EKUWBB

Athletics Department

X/Twitter @EKUSports
 Instagram @ekusports
 Facebook @ekucolonels
 Website EKUSports.com

Atlantic Sun Conference

X/Twitter @ASUNSports
 Instagram @asunsports
 Facebook @asunconference
 Website ASUNSports.org

BRANDING/PREFERRED REFERENCES

The correct usage of our name by university standards are **Eastern Kentucky University** or **EKU**. The following are examples of unwellcome references:

Eastern
Eastern Kentucky
Eastern Ky.
Eastern KY
E Kentucky
E. Kentucky
EKY

For more on correct references and branding, or to acquire officially licensed EKU logos, please contact Sports Information Director Alex Morgan via e-mail.

DIRECTIONS TO BAPTIST HEALTH ARENA

From Cincinnati, Ohio and Points North:

Take I-75 South through Lexington, Ky. Continue south on I-75 Richmond/Knoxville to exit #87 (second Richmond exit). Make a left and cross over the interstate heading east on the Richmond bypass for one mile and you will see the main EKU campus on the left.

From Huntington, W.Va., and Points East:

Take I-64 West for 104 miles to exit #96 (Fort Boonesborough S.P.) and remain on State Highway 627 until intersecting I-75 at exit #95. Take I-75 South to exit #87 (second Richmond exit). Make a left and cross over the interstate heading east on the Richmond bypass for one mile and you will see the main EKU campus on the left.

From Lexington, Ky.:

Take I-75 South to exit #87 (second Richmond exit). Make a left and cross over the interstate heading east on the Richmond bypass for one mile and you will see the main EKU campus on the left.

From Bowling Green, Ky., and Points West:

Take I-65 North to exit #43 (Glasgow) and travel east on the Cumberland Parkway through Somerset to exit #41 on I-75. Travel north on I-75 to exit #87. Turn right at the end of the off ramp and head east on the Richmond bypass for one mile and you will see the main EKU campus on the left.

From Knoxville, Tenn., and Points South:

Take I-75 North approximately 162 miles to exit #87 in Kentucky. Turn right at the end of the off ramp and head east on the Richmond bypass for one mile and you will see the main EKU campus on the left.

WEEKLY MEDIA AVAILABILITY

Practices are generally open to the media, EKU head coach Greg Todd and members of the EKU women's basketball team will be available only after practice unless otherwise announced. Please contact Sports Information Director Alex Morgan via e-mail with your requests in advance or if an interview is needed outside of the normal weekly media availability.

E-MAIL SERVICE

EKU women's basketball releases and other information can be obtained electronically by contacting Sports Information Director Alex Morgan via e-mail. This is a media service only.

MEDIA CREDENTIALS

Arrangements for media credentials for the 2024-25 women's basketball season should be directed to Sports Information Director Alex Morgan via e-mail. Priority issuance of credentials will be given to daily media outlets that cover EKU women's basketball on a regular basis. Other credential requests will be fulfilled on a space-available basis.

PHOTO/VIDEO CREDENTIALS

Arrangements for photo or video credentials for the 2024-25 women's basketball season should be directed to Sports Information Director Alex Morgan via e-mail. Priority issuance of credentials will be given to daily media outlets and television stations that cover EKU women's basketball on a regular basis. Other credential requests will be fulfilled on a space-available basis.

WNBA SCOUT CREDENTIALS

Arrangements for WNBA Scout credentials for the 2024-25 women's basketball season should be directed to Sports Information Director Alex Morgan via e-mail. Press row seating will be provided only if space is available, but scouts will be provided with one seat in the arena's lower/upper bowl. Media guides, game notes and flipcards will also be provided for scouts when requested.

RADIO COVERAGE

Radio broadcast permission and press row reservations must be obtained in advance, outside of visiting team requests. EKU maintains a courtesy line for use by schools who can provide reciprocal arrangements for the EKU Sports Network. A radio station wishing to obtain an ISDN line must contact Sports Information Director Alex Morgan, or Kevin Britton, via e-mail.

MEDIA PARKING

Parking to EKU women's basketball home events is free for all working media and visiting sports information personnel. Please park on the right hand side of the Alumni Coliseum lot by the baseball field and enter through the EKU Athletics service door on the side of the gym to pickup credentials.

MEDIA WILL CALL

For members of the media wishing to pick their credential up at media will call, it is located on the downstairs concourse on the southeast corner inside Baptist Health Arena.

INTERNET ACCESS

Press row in Baptist Health Arena is equipped with high-speed wireless internet. Media wishing to utilize the wireless internet simply need to connect to the Murphy Guest wireless network. Ethernet availability can be requested at a first-come-first-serve basis.

MEDIA CREDENTIALS CONT.

The acceptance of media credentials is an acknowledgement of Eastern Kentucky University's rights to the game and play-by-play coverage and an outlet's agreement to abide by any restrictions ECU may place on real-time play-by-play coverage and use of comprehensive game statistics. Failure to abide by these restrictions implemented by ECU may result in revocation of press credentials.

ECU reserves the right to grant approval for distribution of real-time play-by-play, game-related statistics, and information through the internet. ("real time" is defined as any online media providing live, continual play-by-play coverage, in-game statistics, digital photographs, or audio or video of an event.)

RECRUITS

Per NCAA bylaws, media members may not have any contact with a prospect or their family members during on-campus visits (official or unofficial) of any sort. This includes in-person conversations, phone calls, text messages, e-mails, social media, etc.

WEBSITE

All of ECU's press releases and statistics, as well as other information pertaining to the Athletic Department and men's basketball program, can be accessed at EKUSports.com.

POSTGAME SERVICES

Complete individual and team statistics, play-by-play and postgame quotes will be available to the media following each game. One hour prior to tipoff, media packets containing game programs, flipcards, updated stats and game notes will be distributed in the media working area.

EKU SPORTS NETWORK

92.5 WEKY FM is now streaming on most mobile devices. Download the TuneIn Radio app, available for iPhone/iPod/iPad, Android, BlackBerry, Palm and Windows Phone.

Radio station WCYO (100.7 on the FM dial) serves as the flagship station for the ECU Radio Network. WCYO "The Coyote" is the flagship station for Wallingford Broadcasting of Richmond and Irvine. With 25,000 watts of power, The Coyote signal reaches more than 625,000 people.

This year's broadcast team will again be headed by longtime play-by-play announcer Wes Chandler.

In addition to the radio broadcasts, the ECU Sports Network features pre-game interviews with coaches and players, and post game comments from head coaches A.W. Hamilton (MBB) and Greg Todd (WBB).

Colonel Radio Network Affiliates

WCYO (100.7) Richmond - MBB
WEKY (92.5) Richmond - WBB

ESPN+

All ECU home women's basketball games will be aired on ESPN+, per ASUN Conference policies - The ASUN continued its expansion of the ESPN partnership with the entirety of the league's broadcasts shifting to the Worldwide Leader's new platform, ESPN+.

Do I need to sign-up for a ESPN+ subscription?

Yes, to watch ECU and ASUN content on ESPN+, you will be required to create a new ESPN+ account.

How do I subscribe to ESPN+?

A subscription to ESPN+ is available for purchase via the ESPN App and ESPN.com, and fans can only access ESPN+ content after they have subscribed. To sign up, please click here: <https://watch.espnplus.com>.

Where can I watch ESPN+ with my subscription?

A subscriber can watch ESPN+ in the Watch tab of the latest version of the ESPN App, available on the web, iPhone, iPad, tvOS, Android Handset, Apple TV, Roku, Chromecast and FireTV.

Can I watch non-EKU events with my ESPN+ subscription?

Yes, your subscription will allow you to watch all ESPN+ content, including select games from MLB, MLS, NHL, and more, in addition to all ASUN ESPN+ programming.

THE ATLANTIC SUN CONFERENCE BRAND IDENTITY

The identity of the Atlantic Sun Conference reflects our position as a premier NCAA Division I conference. Contemporary, but designed to stand the test of time, this identity embraces the future.

The rising sun within the "A" represents hope and optimism for tomorrow. It also represents the brilliance of our student-athletes, who are at the heart of all we do. As sure as the sun will rise, the ASUN will be leading the way.

2024-25 MEMBER INSTITUTIONS (12)

- Austin Peay (Clarksville, Tenn.)
- Bellarmine (Louisville, Ky.)
- Central Arkansas (Conway, Ark.)
- ECU (Richmond, Ky.)
- Florida Gulf Coast (Fort Myers, Ky.)
- Jacksonville (Jacksonville, Fla.)
- Lipscomb (Nashville, Tenn.)
- North Alabama (Florence, Ala.)
- North Florida (Jacksonville, Fla.)
- Queens (Charlotte, N.C.)
- Stetson (DeLand, Fla.)
- West Georgia (Carrollton, Ga.)

ASUN BEAMS

WE PUT STUDENTS FIRST

In everything we do, the student-athlete comes first. We lead by example in embracing a student-first culture.

- For the three consecutive years, the ASUN SAAC has held a Social Media Campaign to raise awareness for Mental Health among student-athletes across the NCAA. Held in late January, student-athletes from the conference shared their stories and struggles to help break the stigma of mental health.

WE CAN RISE

We have a history of firsts and remain committed to elevating our student-athletes and bettering our future.

- Over the past two seasons, the ASUN Conference saw quality postseason success as league teams totaled 12 wins in national postseason tournaments. Four of those wins came in NCAA Tournaments, with victories in Baseball, Women's Basketball, Women's Lacrosse and Softball. ECU's Ahmed Jaziri became the second student-athlete in ASUN Conference history to become a national champion after winning the 3,000m Steeplechase. Additionally, more than 70 percent of ASUN student-athletes



earned a year-long 3.0 or higher GPA each of the past five years.

WE CAN CONNECT

We are united as a community of students, athletes, coaches, faculty, administrators, staff and fans.

WE CAN IMPACT

Our success resides in the impact we make in competition, in the classroom and in the community. Making a difference counts.

ASUN WOMEN'S BASKETBALL CHAMPIONSHIP

The 2025 ASUN Conference Women's Basketball Championship will be held on March 8-16 at campus sites as the top seeds will host each successive round of the event. Teams will be reseeded following the quarterfinal contests. The top 10 teams at the conclusion of regular season play will advance to the tournament.

The 2025 edition of the tournament marks the 45th year that the league will host the championship.

All games during the ASUN Women's Basketball Championship are streamed on ESPN+, in conjunction with the league's policies. Championship games are subject to be aired on the ESPN family of networks at the discretion of the ASUN Conference.

FACILITIES

Austin Peay - F&M Bank Arena
 Bellarmine - Freedom Hall
 Central Arkansas - Farris Center
 ECU - Baptist Health Arena
 FGCU - Alico Arena
 Jacksonville - Swisher Gymnasium
 Lipscomb - Allen Arena
 North Alabama - Flowers Hall
 North Florida - UNF Arena
 Queens - Curry Arena
 Stetson - J. Ollie Edmunds Center
 West Georgia - The Coliseum

TICKET INFORMATION

Fans can go to ASUNsports.org for tickets.

MEDIA INFORMATION

The ASUN Conference Communications staff will serve as the primary contact for the 2025 ASUN Women's Basketball Championship.

PAST CHAMPIONSHIP GAMES

YEAR	SITE	TEAM, SCORE
2025	TBD	—
2024	Ft. Myers, Fla.	FGCU 76, Central Arkansas 47
2023	Ft. Myers, Fla.	FGCU 84, Liberty 60
2022	Ft. Myers, Fla.	FGCU 69, Jacksonville State 54
2021	Kennesaw, Ga.	FGCU 84, Liberty 62
2020	Ft. Myers, Fla.	No Tournament (COVID-19)
2019	Ft. Myers, Fla.	FGCU 74, Liberty 49
2018	Ft. Myers, Fla.	FGCU 68, Jacksonville 58
2017	DeLand, Fla.	FGCU 77, Stetson 70
2016	Ft. Myers, Fla.	Jacksonville 56, FGCU 54
2015	Ft. Myers, Fla.	FGCU 60, Northern Kentucky 43
2014	Ft. Myers, Fla.	FGCU 72, Stetson 70
2013	Macon, Ga.	Stetson 70, FGCU 64
2012	Macon, Ga.	FGCU 67, Stetson 39
2011	Macon, Ga.	Stetson 69, Jacksonville 50
2010	Macon, Ga.	ETSU 63, North Florida 62
2009	Nashville, Tenn.	ETSU 58, Jacksonville 52
2008	Nashville, Tenn.	ETSU 75, Jacksonville 72
2007	Dothan, Ala.	Belmont 69, ETSU 57
2006	Dothan, Ala.	Florida Atlantic 74, Gardner-Webb 63
2005	Dothan, Ala.	Stetson 88, Georgia State 62
2004	Dothan, Ala.	Lipscomb 64, UCF 62
2003	Orlando, Fla.	Georgia State 80, UCF 63
2002	Troy, Ala.	Georgia State 64, Florida Atlantic 63
2001	Orlando, Fla.	Georgia State 64, Campbell 62
2000	Pelham, Ala.	Campbell 66, Georgia State 49
1999	Atlanta, Ga.	UCF 80, Jacksonville State 59
1998	Miami, Fla.	FIU 86, Georgia State 50
1997	DeLand, Fla.	FIU 91, Jacksonville State 71
1996	Hammond, La.	UCF 81, Florida Atlantic 57
1995	Charleston, S.C.	FIU 76, Southeastern La. 74
1994	Hammond, La.	FIU 89, Southeastern La. 67
1993	Hammond, La.	FIU 77, Mercer 52
1992	Statesboro, Ga.	FIU 88, Georgia Southern 78
1991	Tallahassee, Fla.	Miami 73, Florida A&M 44
1990	Miami, Fla.	Georgia Southern 71, FIU 70
1989	Atlanta, Ga.	Stetson 72, Georgia Southern 65
1988	DeLand, Fla.	Georgia Southern 73, Florida A&M 66
1987	Statesboro, Ga.	Georgia Southern 74, Florida A&M 69
1986	Tallahassee, Fla.	Florida A&M 68, Georgia Southern 54

CHAMPIONS

TEAM	(NUMBER) YEARS WON
Florida Gulf Coast	(10) - '12, '14, '15, '17, '18, '19, '21, '22, '23, '24
Florida International	(6) - '92, '93, '94, '95, '97, '98
Stetson	(4) - '89, '05, '11, '13
East Tennessee State	(3) - '08, '09, '10
Georgia State	(3) - '01, '02, '03
Georgia Southern	(3) - '87, '88, '90
Jacksonville	(1) - '16
Belmont	(1) - '07
Florida Atlantic	(1) - '06
Lipscomb	(1) - '04
Campbell	(1) - '00
Central Florida	(1) - '96
Miami (Fla.)	(1) - '91
Florida A&M	(1) - '86

2024-25 ATLANTIC SUN PRESEASON COACHES' POLL

RANK	TEAM	POINTS
1.	Florida Gulf Coast (10)	142
2.	Lipscomb (2)	128
3.	EKU	121
4.	Austin Peay	107
5.	Kennesaw State	84
6.	Stetson	78
7.	North Alabama	72
8.	Bellarmine	65
9.	Jacksonville	48
10.	Central Arkansas	35
11.	North Florida	33
12.	Queens	23

2024-25 ATLANTIC SUN PRESEASON MEDIA POLL

RANK	TEAM	POINTS
1.	Florida Gulf Coast (38)	500
2.	Lipscomb	434
3.	EKU	368
	Austin Peay	368
5.	Kennesaw State	278
6.	North Alabama	276
7.	North Florida (2)	234
	Stetson	234
9.	Jacksonville	214
10.	Bellarmine	186
11.	Central Arkansas	106
12.	Queens	78

2024-25 ATLANTIC SUN PRESEASON AWARDS

NAME	YEAR	POS.	SCHOOL
*Antwainette Walker	Grad.	G	EKU
*Gracie Merkle	So.	C	Bellarmine
*Shamarre Hale	Grad.	F	Austin Peay
*Bella Vinson	Jr.	G	Lipscomb
Alice Recanati	Sr.	G	EKU
Uju Ezeudu	Sr.	G	FGCU
Aleah Sorrentino	R-Jr.	F	Lipscomb
Jalyn Holcomb	Grad.	G	Lipcomb
Lyric Swann	R-Sr.	G	UNF
Khamya McNeal	R-Jr.	G	Stetson

Player of the Year: Antwainette Walker, EKU

Defensive Player of the Year: Gracie Merkle, Bellarmine

2023-24 ATLANTIC SUN POSTSEASON AWARDS

Player of the Year: Emani Jefferson, FGCU

Defensive Player of the Year: Emani Jefferson, FGCU

Co-Newcomer of the Year: Emani Jefferson, FGCU

Co-Newcomer of the Year: Edyn Battle, Jacksonville

Sixth Player of the Year: Kinley Fisher, Central Arkansas

Freshman of the Year: La'Nya Foster, Austin Peay

Coach of the Year: Lynn Bria, Stetson

ASUN ALL-CONFERENCE FIRST TEAM

Emani Jefferson, FGCU

Edyn Battle, Jacksonville

Shamarre Hale, Austin Peay

Antwainette Walker, EKU

Uju Ezeudu, FGCU

ASUN ALL-CONFERENCE SECOND TEAM

Jade Upshaw, Central Arkansas

Randrea Wright, Central Arkansas

Prencis Harden, Kennesaw State

Claire McGowan, Lipscomb

Jamiya Turner, Stetson

ASUN ALL-CONFERENCE THIRD TEAM

Hayley Harrison, Bellarmine

Alice Recanati, EKU

Aleah Sorrentino, Lipscomb

Alexis Callins, North Alabama

Khamya McNeal, Stetson

ASUN ALL-FRESHMAN TEAM

La'Nya Foster, Austin Peay

Saniyah Craig, Jacksonville

Veronaye Charlton, North Alabama

Trynce Taylor, Kennesaw State

Alexa Washington, North Florida





2024-25 ROSTER

NUMERICAL ROSTER

NO.	NAME	POS	YEAR	HEIGHT	HOMETOWN / PREVIOUS SCHOOL
2	Love Mays	G	So.	5-8	Harrodsburg, Ky. / University of Tennessee-Martin
3	Savannah Gardner	G	Fr.	5-11	Louisville, Ky. / Christian Academy-Louisville
4	Capria Brown	G	R-Sr.	5-10	Danville, Ill. / Central Michigan University
5	Raphaella Toussaint	F	5th.	6-0	Kingston, Ontario, Canada / Rider University
10	Ambah Kowcun	F	Grad.	5-10	Adelaide, Australia / Wichita State University
11	Althea Kara Angeles	G	5th.	5-6	Melbourne, Australia / Old Dominion University
20	Kaitlyn Costner	G	Sr.	5-8	Osceola, Ind. / Ohio State University
22	Mya Wardle	G	Fr.	5-7	Peoria, Ill. / Peoria Notre Dame HS
23	Bre'Aria Cannon	G	Fr.	6-0	Christiana, Tenn. / Link Academy
24	Kailani Lindsey	F	So.	6-1	Wildwood, Fla. / Foster HS
30	Alice Recanati	G	5th.	5-9	Bergamo, Italy / Team 86 Villasanta
31	Liz Freihofer	G	Fr.	5-10	Union, Ky. / Cooper HS
32	Jasmine McGinnis-Taylor	F	5th.	6-3	Omaha, Neb. / Illinois State University
50	Faith Walker	F	Jr.	6-0	Grand Rapids, Mich. / Western Nebraska CC

ALPHABETICAL ROSTER

NO.	NAME	POS	YEAR	HEIGHT	HOMETOWN / PREVIOUS SCHOOL
30	Alice Recanati	G	5th.	5-9	Bergamo, Italy / Team 86 Villasanta
11	Althea Kara Angeles	G	5th.	5-6	Melbourne, Australia / Old Dominion University
10	Ambah Kowcun	F	Grad.	5-10	Adelaide, Australia / Wichita State University
23	Bre'Aria Cannon	G	Fr.	6-0	Christiana, Tenn. / Link Academy
4	Capria Brown	G	R-Sr.	5-10	Danville, Ill. / Central Michigan University
50	Faith Walker	F	Jr.	6-0	Grand Rapids, Mich. / Western Nebraska CC
32	Jasmine McGinnis-Taylor	F	5th.	6-3	Omaha, Neb. / Illinois State University
24	Kailani Lindsey	F	So.	6-1	Wildwood, Fla. / Foster HS
20	Kaitlyn Costner	G	Sr.	5-8	Osceola, Ind. / Ohio State University
31	Liz Freihofer	G	Fr.	5-10	Union, Ky. / Cooper HS
2	Love Mays	G	So.	5-8	Harrodsburg, Ky. / University of Tennessee-Martin
22	Mya Wardle	G	Fr.	5-7	Peoria, Ill. / Peoria Notre Dame HS
5	Raphaella Toussaint	F	5th.	6-0	Kingston, Ontario, Canada / Rider University
3	Savannah Gardner	G	Fr.	5-11	Louisville, Ky. / Christian Academy-Louisville

BASKETBALL STAFF

Head Coach: Greg Todd (EKU, 1983), 4th season

Assistant Coach: Coretta Brown (North Carolina, 2003), 4th season

Assistant Coach: Veronica Ryan (Georgia College, 2017), 3rd season

Assistant Coach/Recruiting Coordinator: Chad Gibney (Wichita State, 2017), 2nd season

Graduate Assistant: Felicia Aiyetun (Virginia, 2018), 2nd season

Athletic Trainer: Izzy Forde (New England, 2021), 2nd season

Strength & Conditioning Coach: Jon-Michael Davis (Appalachian State, 2000), 22nd season

Sports Information Director: Alex Morgan (Kentucky, 2021), 3rd season

Director of Athletics: Kyle Moats

Administrator: Kirk Moats

Senior Woman Administrator: Rachel Slone

PRONUNCIATION GUIDE

NO.	FULL NAME	FIRST	LAST
#4	CAPRIA Brown	CUH-pre-uhh	Brown
#5	RAPHAELA TOUSSAINT	raf-EE-ela	TWO-saunt
#10	AMBAH KOWCUN	am-BUHH	CAL-can
#11	ALTHEA KARA ANGELES	all-TAY-uhh CARE-uh	ANGELES (Like Los Angeles)
#22	MYA WARDLE	MY-uhh	war-DULL
#23	BRE'ARIA Cannon	bre-ARE-Ee-uhh	Cannon
#24	KAILANI Lindsey	CUH-lahn-Ee	Lindsey
#30	ALICE RECANATI	ah-LEECH-ayy	WRECK-an-NOT-e
#31	LIZ FREIHOFFER	Liz	fry-HOFF-er
AC	CORETTA Brown	co-RET-uhh	

BY STATE OR COUNTRY**AUSTRALIA (2)**

Althea Kara Angeles
Ambah Kowcun

CANADA (1)

Raphaella Toussaint

FLORIDA (1)

Kailani Lindsey

ILLINOIS (2)

Capria Brown
Mya Wardle

INDIANA (1)

Kaitlyn Costner

ITALY (1)

Alice Recanati

KENTUCKY (3)

Liz Freihofer
Love Mays
Savannah Gardner

MICHIGAN (1)

Faith Walker

NEBRASKA (1)

Jasmine McGinnis-Taylor

TENNESSEE (1)

Bre'Aria Cannon

BY YEAR BORN**2000 (1)**

Alice Recanati

2001 (1)

Ambah Kowcun

2002 (5)

Althea Kara Angeles
Capria Brown
Jasmine McGinnis-Taylor
Kaitlyn Costner
Raphaella Toussaint

2003 (1)

Faith Walker

2004 (2)

Kailani Lindsey
Love Mays

2005 (1)

Savannah Gardner

2006 (3)

Bre'Aria Cannon
Liz Freihofer
Mya Wardle

BY CLASS**FRESHMAN (4)**

Bre'Aria Cannon
Liz Freihofer
Mya Wardle
Savannah Gardner

SOPHOMORE (2)

Kailani Lindsey
Love Mays

JUNIOR (1)

Faith Walker

SENIOR (1)

Kaitlyn Costner

REDSHIRT SENIOR (1)

Capria Brown

FIFTH YEAR (4)

Alice Recanati
Althea Kara Angeles
Jasmine McGinnis-Taylor
Raphaella Toussaint

GRADUATE STUDENT (1)

Ambah Kowcun

VIA TRANSFER PORTAL (NCAA ONLY)**CENTRAL MICHIGAN (1)**

Capria Brown

ILLINOIS STATE (1)

Jasmine McGinnis-Taylor

OHIO STATE (1)

Kaitlyn Costner

OLD DOMINION (1)

Althea Kara Angeles

RIDER (1)

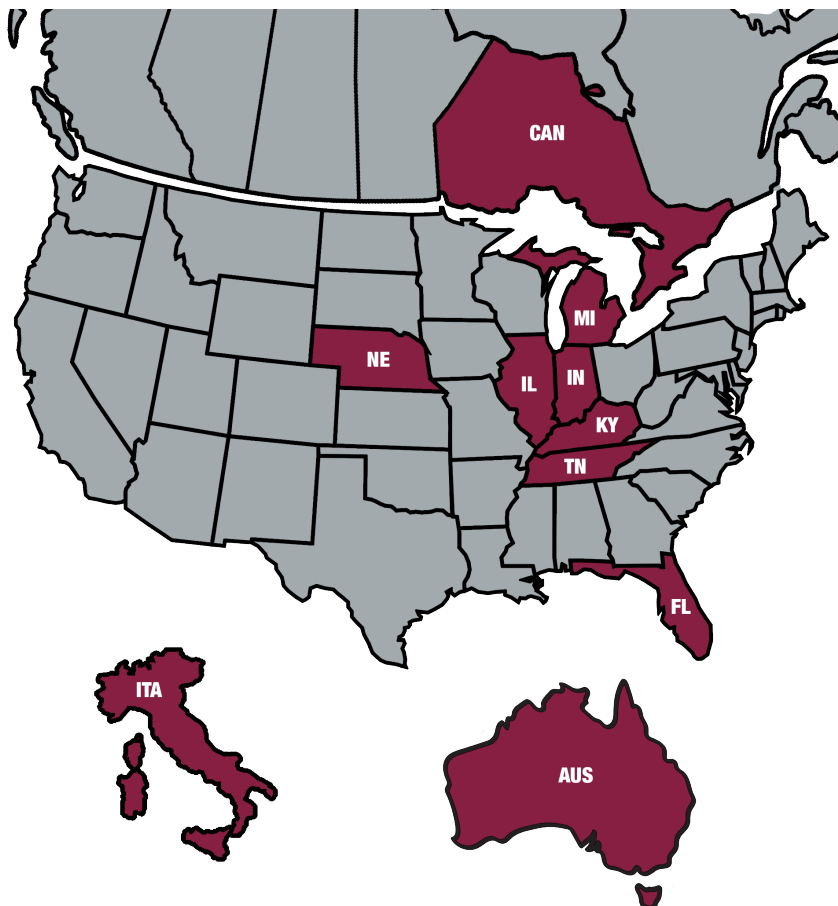
Raphaella Toussaint

TENNESSEE-MARTIN (1)

Love Mays

WICHITA STATE (1)

Ambah Kowcun

BY MAP



love MAYS

Guard | Sophomore | 5-8
Harrodsburg, Kentucky
Danville HS | Tennessee-Martin



@lovemays2
@love_mays22
@lovemays0

Freshman (2023-24) @ UT Martin

Played in 32 games for the Skyhawks while starting 10 contests ... Averaged 4.6 points, 1.9 rebounds, 1.3 assists and 1.3 steals in 21.0 minutes per game ... Shot 36.7 percent from the field, 18.2 percent from beyond the arc and 68.2 percent from the free throw line ... Scored in double figures six times, including a season-high 17 points against Evansville (Dec. 2) ... Tallied 15 points and four assists against Vanderbilt (Nov. 9) ... Snagged a season-high seven rebounds against Tennessee Tech (Feb. 29) ... Notched a season-best five assists against Southern Indiana (March 9) ... Tallied multiple steals in 12 games, including a season-high four steals against North Alabama (Nov. 21) and Evansville (Dec. 2).

High School

Attended Danville High School where she played for head coach Judie Mason Averaged 21.8 points and 5.8 rebounds per game as a senior en route to earning Lexington Herald-Leader All-State honors ... Helped team to district championship after scoring 28 points and earning all-tournament honors ... Named Most Valuable Player in "The Battle at the Border" Ohio-Kentucky All-Star Game after scoring a game-high 23 points ... Named The Advocate-Messenger Area Player of the Year and 12th Region Sports MVP ... Finished runner-up in the 12th Region Sports Three-Point Contest.

Personal

Born on May 27, 2004 ... Daughter of James Hawkins and Samantha Mays ... Has one sibling, Kingston ... Majoring in K-5 education.



MAYS

CAREER HIGHS

Points 17, vs. Evansville (12/2/23)*
Rebounds..... 7, vs. Tennessee Tech (2/29/24)*
Assists5, vs. Southern Indiana (3/9/24)*
Steals..... 4, (Twice)*
Blocks..... 1, (Four times)*
Field Goals Made..... 8, vs. Evansville (12/2/23)*
Field Goal Attempts 13, at Central Arkansas (11/14/23)*
3-PT FG Made2, vs. Tennessee Tech (3/7/24)*
3-PT FG Attempts5, vs. Vanderbilt (11/9/23)*
Free Throws Made5, vs. Tennessee Tech (3/7/24)*
Free Throw Attempts.....6, vs. Tennessee Tech (2/29/24)*

* - at UT Martin

MAYS OVERALL CAREER STATS

Year	GP-GS	Min	Avg	FG-A	Pct	3FG-A	Pct	FT-A	Pct	Off-Def-Tot	Avg	PF-FO	A	TO	Blk	Stl	Pts	Avg
2023-24	32-10	672	21.0	55-150	.366	8-44	.181	30-44	.681	9-51-60	1.8	45-1	43	75	4	41	148	4.6
2024-25	—	—	—	—	—	—	—	—	—	—	—	—	—	—	—	—	—	—
Career	32-10	672	21.0	55-150	.366	8-44	.181	30-44	.681	9-51-60	1.8	45-1	43	75	4	41	148	4.6



savannah GARDNER

Guard | Freshman | 5-11
Louisville, Kentucky
Christian Academy of Louisville



@savannahggggg

@savannah_gardner00

High School

Attended Christian Academy of Louisville ... Led CAL to a 99-51 overall record in five seasons with the program ... Three-time Kentucky 2A State Championship participant, 2023 2A State Champion ... Averaged 9.0 points and 6.4 rebounds per game ... Three-time All-Tournament selection ... Five-time KHSAA 28th District Champion ... Also ran track in high school, holds the school 4x400 record ... Multiple 2A State Championship participant ... Region Champion in shotput.

Personal

Born on Oct. 9, 2005 ... Parents are Tina & Bill Gardner ... Has one sister, Delaney ... High academic, was a member of the Beta Club and a top psychology student at CAL ... Enjoys spending her free time outdoors ... Chose EKV over Bellarmine ... Plans to study food and nutrition.

3

GARDNER

CAREER HIGHS

Points
Rebounds.....
Assists.....
Steals.....
Blocks.....
Field Goals Made.....
Field Goal Attempts.....
3-PT FG Made.....
3-PT FG Attempts.....
Free Throws Made.....
Free Throw Attempts.....

GARDNER OVERALL CAREER STATS

Year	GP-GS	Min	Avg	FG-A	Pct	3FG-A	Pct	FT-A	Pct	Off-Def-Tot	Avg	PF-FO	A	TO	Blk	Stl	Pts	Avg
2024-25	—	—	—	—	—	—	—	—	—	—	—	—	—	—	—	—	—	—
Career	—	—	—	—	—	—	—	—	—	—	—	—	—	—	—	—	—	—



capria BROWN

Guard | Redshirt Senior | 5-10
Danville, Illinois
Schlarman Academy | Central Michigan

@CapriaBrown
 @capriabrown4
 @capriabrown4

Redshirt Junior (2023-24) @ Central Michigan

Appeared in 19 games ... Averaged 7.9 points and 3.8 rebounds per game ... Scored 20 points on 7-of-10 shooting at Northern Illinois (Jan. 20) ... Near double-double with nine points and eight rebounds against Louisiana (Feb. 10) ... Season-high 22 points in a win against Miami Ohio, shot 8-for-14 from the floor with five threes, added seven rebounds and five assists (Feb. 28) ... Shot 38 percent from the floor, had seven threes in last four games of the season.

Junior (2022-23) @ Missouri State

Played in six games ... Dropped nine points against Missouri in the season-opener (Nov. 22) ... Collected career-high four steals against UTSA in the Las Vegas Invitational (Nov. 25) ... transferred to Central Michigan between semesters.

Sophomore (2021-22) @ Dayton

Had a career-high 10 rebounds with four points at La Salle (Jan. 12) ... Had 12 points, six rebounds, and three assists in the conference opener over St. Bonaventure (Jan. 4) ... Tied season-high 12 points, five rebounds, and 22 minutes played in the win over Wright State (Dec. 31) ... Averaged 2.0 points and 2.2 rebounds per game in her 24 appearances.

Freshman (2020-21) @ Dayton

Made A-10 Championship debut with season-high nine points and 3-of-5 from the field in win over La Salle (March 12) ... Dropped seven points, five rebounds, and one steal in a win at La Salle (Feb. 7) ... Scored four points and three rebounds in the win over Duquesne (Jan. 3) ... Had four points in a win over St. Bonaventure (Jan. 1) ... Scored her first career points and played 25 minutes against Akron (Dec. 6) ... Made her collegiate debut at Morehead State (Nov. 25) ... Appeared in 13 games, averaging 2.6 points and 1.8 rebounds per game.

High School

Graduated from Schlarman Academy in Illinois ... Ranked No. 59 in the nation by ESPN, HoopGurlz, and Collegiate Girls Basketball Report ... 4-star recruit out of high school ... Earned First Team All-State honors all four years ... McDonald's All-American nominee ... Ranked in the ESPN Top 100 ... Led her team to two state championships and three conference titles ... Received All-Conference and All-Area honors all four years ... Averaged 19.1 points per game over her career ... Ranked in the same 2020 class as WNBA stars Caitlin Clark, Angel Reese, Cameron Brink, Kamilla Cardoso, Aaliyah Edwards, and future players Hailey Van Lith, Paige Bueckers, Deja Kelly, and many others.

Personal

Daughter of Sherry and Wesley Brown ... has one sibling, Chris ... majoring in sociology



BROWN

CAREER HIGHS

Points 22, vs. Miami Ohio (2/28/24)
 Rebounds 10, at La Salle (1/12/22)
 Assists 5, vs. Miami Ohio (2/28/24)
 Steals 4, (Twice)
 Blocks
 Field Goals Made 8, vs. Miami Ohio (2/28/24)
 Field Goal Attempts 14, vs. Miami Ohio (2/28/24)
 3-PT FG Made 5, vs. Miami Ohio (2/28/24)
 3-PT FG Attempts 8, vs. Miami Ohio (2/28/24)
 Free Throws Made 6, vs. St. Bonaventure (1/4/22)
 Free Throw Attempts 6, vs. St. Bonaventure (1/4/22)

* - at

BROWN OVERALL CAREER STATS

Year	GP-GS	Min	Avg	FG-A	Pct	3FG-A	Pct	FT-A	Pct	Off-Def-Tot	Avg	PF-FO	A	TO	Blk	Stl	Pts	Avg
2020-21	13-0	122	9.3	10-32	.312	1-11	.090	13-17	.764	3-20-23	1.7	20-1	6	11	0	2	34	2.6
2021-22	24-0	200	8.3	15-72	.208	1-12	.083	17-22	.772	15-37-52	2.1	18-0	6	15	0	4	48	2.0
2022-23	6-0	72	12.0	9-27	.333	2-5	.400	3-6	.500	4-7-11	1.8	7-0	4	9	0	8	23	3.8
2023-24	19-0	413	21.7	52-137	.379	14-47	.297	32-46	.695	23-50-73	3.8	39-1	28	62	0	15	150	7.9
2024-25	—	—	—	—	—	—	—	—	—	—	—	—	—	—	—	—	—	—
Career	62-0	808	13.0	86-268	.320	18-75	.240	65-91	.714	45-114-159	2.5	84-2	44	97	0	29	255	4.1



raphaela TOUSSAINT

Forward | 5th Year | 6-0
Kingston, Ontario, Canada
Lincoln Prep | Rider



@raphietoussaint
@raphietoussaint

Awards & Recognitions

2022-23

- MAAC All-Academic Team (2022-23)

2021-22

- MAAC All-Academic Team (2021-22)

2020-21

- MAAC All-Rookie Team (2020-21)

- MAAC Player of the Week (Dec. 6, 2021)

- MAAC Rookie of the Week (Jan. 18, 2021)

- MAAC Rookie of the Week (Jan. 11, 2021)

Senior (2023-24)

Played in 31 games with three starts ... Averaged 3.6 points and 2.1 rebounds per game ... Made ECU debut against Hanover College, scored season-high 17 points with two threes ... Had 11 points against No. 4 Utah in the 2023 Great Alaska Shootout Championship ... Scored 12 points against CU-Harrodsburg and 13 against Simmons College ... Scored two points in WNIT at Purdue Fort Wayne.

Junior (2022-23) @ Rider

Started in 28 games ... Averaged 12.3 points and a team-high 5.8 rebounds per game ... Scored in double figures in 20 games ... Double digit rebounding performances in six games ... Six double-doubles ... Scored 13 points and 13 rebounds in a win over North Florida ... 17 points on 7-of-13 shooting against Lehigh ... 21 points and nine boards against Niagara ... 10 points, 10 rebounds against Fairfield ... Career-high 24 points on 8-of-15 shooting against Manhattan at home ... Three straight double-doubles against Saint Peter's, Quinnipiac, and Mount St. Mary's ... Scored 12 points in a win over Marist in the 2023 MAAC Tournament ... Named to MAAC All-Academic Team.

Sophomore (2021-22) @ Rider

Started in all 30 games ... Averaged 10.8 points and a team-high 7.4 rebounds per game ... Scored in double figures in 18 games ... Recorded double-digit rebound performances in seven games ... Five double-doubles on the season ... Named MAAC Player of the Week once ... 21 points in season opener at Penn State ... 17-point, 10-rebound double-double against NJIT ... Scored 23 points on 8-of-15 shooting against Niagara ... 12-point, 12-rebound double-double in next game against Niagara ... 18 points in back-to-back games against Canisius and Marist ... Fifth double-double scoring 14 points and 12 rebounds against Iona ... Career-high six steals against Marist ... Named to MAAC All-Academic Team.

Freshman (2020-21) @ Rider

Played in all 26 games with 18 starts as a true freshman ... Averaged 7.5 points and 5.2 rebounds

... Second on team in points and rebounds ... Scored in double figures in seven games ... Recorded double-digit rebounding in five games ... First collegiate appearance against Villanova ... Four double-doubles on the season ... 11 points in home opener against Drexel ... First career double-double against Iona ... Back-to-back double-doubles against Siena and Saint Peter's ... 14 points, 11 rebounds against Quinnipiac ... Another 13-point performance against Quinnipiac ... Named to MAAC All-Rookie Team ... Two-time MAAC Rookie of the Week.

High School

Attended Lincoln Prep, a member of the Ontario Scholastic Basketball Association (OSBA), continually competed at Canada's highest level... Was chosen to compete with Kia Nurse Elite, Canada's only Nike EYBL program... Averaged a double-double at 10 points and 11 rebounds per game.

5

TOUSSAINT

CAREER HIGHS

Points	24, vs. Manhattan (2/12/23)
Rebounds	15, at La Salle (11/13/21)
Assists	4, at Army (12/4/21)
Steals	6, vs. Marist (2/21/22)
Blocks	3, at La Salle (11/13/21)
Field Goals Made	8, (Six times)
Field Goal Attempts	17, vs. Niagara (1/14/23)
3-PT FG Made	3, vs. Quinnipiac (3/10/21)
3-PT FG Attempts	6, (Twice)
Free Throws Made	6, vs. Manhattan (2/12/23)
Free Throw Attempts	9, at Penn State (11/11/21)

* - at Rider

TOUSSAINT OVERALL CAREER STATS

Year	GP-GS	Min	Avg	FG-A	Pct	3FG-A	Pct	FT-A	Pct	Off-Def-Total	Avg	PF-FO	Ast	TO	Blk	Stl	Pts	Avg
2020-21	26-18	540	20.8	78-165	.473	11-23	.478	27-38	.711	66-70-136	5.2	61-0	15	59	16	16	194	7.5
2021-22	30-30	924	30.8	120-279	.430	21-61	.344	64-88	.727	75-148-223	7.4	77-2	29	72	23	38	325	10.8
2022-23	28-28	861	30.7	128-296	.432	19-75	.253	69-82	.841	46-117-163	5.8	80-3	22	53	15	21	344	12.3
2023-24	31-3	306	9.9	45-113	.398	8-35	.229	15-25	.600	26-38-64	2.1	29-0	14	20	6	13	113	3.6
2024-25	—	—	—	—	—	—	—	—	—	—	—	—	—	—	—	—	—	—
Career	115-79	2631	22.9	371-853	.435	59-194	.304	175-233	.751	213-373-586	5.1	247-5	80	204	60	88	976	8.5



KOWCUN

CAREER HIGHS

Points 22, vs. Miami Ohio (2/28/24)
 Rebounds.....10, at La Salle (1/12/22)
 Assists5, vs. Miami Ohio (2/28/24)
 Steals.....4, (Twice)
 Blocks.....
 Field Goals Made.....8, vs. Miami Ohio (2/28/24)
 Field Goal Attempts14, vs. Miami Ohio (2/28/24)
 3-PT FG Made5, vs. Miami Ohio (2/28/24)
 3-PT FG Attempts8, vs. Miami Ohio (2/28/24)
 Free Throws Made6, vs. St. Bonaventure (1/4/22)
 Free Throw Attempts.....6, vs. St. Bonaventure (1/4/22)
 * - at Wichita State

ambah KOWCUN

Guard | Graduate Student | 5-10
 Adelaide, Australia
 Uni Rebels | Wichita State



@AmbahKowcun
 @ambahkowcun
 @ambahkowcun

2023-24 (Senior) @ Wichita State

Played in 23 games, with two starts ... Averaged 2.1 points and 1.2 rebounds per game ... Made eight three-pointers ... Led Wichita State with an 85.7 percent mark from the free throw line ... Scored five points with a three in the season opener at Oklahoma ... Dropped eight points on 15 minutes against Tulane ... Had a season-high 11 points and two made threes in a win over UAB ... Logged 13 total minutes in the 2024 American Athletic Conference Championship.

2022-23 (Junior) @ Wichita State

Appeared in 22 games with four starts ... Averaged 4.6 points and 1.0 rebounds per game ... Shot 41 percent from the floor, 37 percent from three, and 85 percent from the line ... WNIT participant ... Made NCAA collegiate debut against Alcorn State ... First NCAA points (8) in a win over New Orleans ... Dropped 14 points on 4-of-8 shooting against South Carolina State ... Career-best 22 points on 37 minutes against Cincinnati, went 6-for-11 from the floor and 5-for-9 from deep ... Had other double-figure games against Central Florida, Tulsa, Memphis, and Temple ... Helped team to 2023 AAC Championship semifinals, defeated Temple and South Florida ... Scored 11 points in AAC Tournament on 43 minutes played ... Tallied three points in WNIT against Kansas State.

Junior College

Played in 31 games, marking 30 starts in her final season at North Dakota State College of Science ... Averaged 19.0 points, 4.3 rebounds and 3.9 assists per game as a sophomore ... Shot 42 percent and 85.7 percent at the charity stripe ... Scored in double figures in all but two games, including 26 straight games to finish the season ... Reached the 20-point mark 15 times, including a season-high 34 on Feb. 10 vs. Bismarck State College ... Posted a decorated freshman season for NDSCS where she averaged 23.2 points and 5.2 rebounds, while shooting 42 percent from the field, 41 percent from three-point range and 80.8 percent from the free throw line ... Recorded six games of 30 or more points and 17 games of 20-plus ... Her 23.2 points per game ranked No. 3 nationally in NJCAA DI and her 534 total points ranked No. 2 in the country and were the third-most in school history ... Dropped a season-high 37 points behind 10 three-pointers vs. Lake Region State College on March 18, 2021 ... Her 95 made three-pointers were the most in school history ... She was named a Third Team All-American, First Team All-Mon-Dak Conference and First Team All-Region XIII. Additionally, World Exposure Report named Kowcun a Second Team All-American.

Personal

Majoring in sport management ... Played for Uni Rebels Basketball Club in her hometown.

KOWCUN OVERALL CAREER STATS

Year	GP-GS	Min	Avg	FG-A	Pct	3FG-A	Pct	FT-A	Pct	Off-Def-Tot	Avg	PF-FO	A	TO	Blk	Stl	Pts	Avg
2020-21	13-0	122	9.3	10-32	.312	1-11	.090	13-17	.764	3-20-23	1.7	20-1	6	11	0	2	34	2.6
2021-22	24-0	200	8.3	15-72	.208	1-12	.083	17-22	.772	15-37-52	2.1	18-0	6	15	0	4	48	2.0
2022-23	6-0	72	12.0	9-27	.333	2-5	.400	3-6	.500	4-7-11	1.8	7-0	4	9	0	8	23	3.8
2023-24	19-0	413	21.7	52-137	.379	14-47	.297	32-46	.695	23-50-73	3.8	39-1	28	62	0	15	150	7.9
2024-25	—	—	—	—	—	—	—	—	—	—	—	—	—	—	—	—	—	—
Career	62-0	808	13.0	86-268	.320	18-75	.240	65-91	.714	45-114-159	2.5	84-2	44	97	0	29	255	4.1



althea kara ANGELES

Guard | 5th Year | 5-6
Melbourne, Australia
Emmanuel College | Old Dominion



@altheakaraangeles

Senior (2023-24)

Appeared in all 34 games off the bench ... Averaged 4.2 points per game off 12.0 minutes per game ... Fourth on the team in 3-pt FG made (24) ... Scored 13 points in her ECU debut against Hanover ... Career-high 19 points on 9-of-16 shooting in a 75-point win over Campbellsville-Harrodsburg ... 13 points, went 4-for-4 beyond the arch against Queens at home ... Scored 13 points with three 3-pointers in the 2024 ASUN Championship semifinals at No. 4 seed Lipscomb ... Six games with 10 or more points ... Regular sixth player off the bench.

Junior (2022-23) @ Old Dominion

Appeared in 31 games with one start ... Scored 76 points on the season, averaged 2.5 points per game ... Scored her first Division I basket against FGCU, totaled six points ... Netted nine points in a win over Elon, went 4-of-5 from the floor ... Eight points and a season-high five rebounds in a win over Norfolk State ... Season-high 11 points against New Mexico, shot 50 percent from the field ... Helped ODU to the Sun Belt Championship semifinals.

Sophomore (2021-22) @ Lamar CC

Started all 26 games she appeared in ... Netted 450 points with 140 rebounds, 124 assists, 63 steals and six blocks ... Averaged 17.3 points, 5.4 rebounds, 4.8 assists, 2.4 steals and 0.2 blocks per outing ... Shot 35.7 percent from the field, 29.1 percent from deep, and 74.5 percent at the free-throw line ... Scored in double figures in all but two games ... Had a 22-point, 10-rebound double-double at Southwestern Kansas JV on Nov. 5 ... Turned in a season-high 36 points in a win over Northwest College on Nov. 13 ... Scored 10 points with 10 assists versus Eastern Wyoming College on Dec. 1 ... Finished with 14 points and 10 rebounds at North Platte Community College on Dec. 10 ... Was one assist shy of a triple-double at Trinidad State College on Feb. 7 as she ended up with 28 points, 12 boards and nine assists.

Freshman (2020-21) @ Lamar CC

Made 19 starts in 22 games for the Lopes as a freshman ... Her season totals included 317 points with 87 rebounds, 72 assists, 39 steals and 10 blocks ... Averaged 14.4 points per game while shooting 45.6 percent from the floor, 33.3 percent from long range and 75.3 percent at the charity stripe ... Also pulled down 4.0 boards with 3.3 assists, 1.8 steals and 0.5 blocks per contest ... Reached double-digit scoring 18 times, to include a stretch of 12 straight outings ... Finished with a season-high 23 points at McCook Community

College on Feb. 17 ... Scored 20 points against Northeastern Junior College on Feb. 27 ... Recorded a 15-point, 10-rebound double-double at Frank Phillips College on March 5.

High School

Went to Emmanuel College in Melbourne, Victoria, Australia ... Played club ball for the Melbourne Tigers and Knox Raiders.

Personal

Daughter of Alfonso and Theresa Angeles ... Born on May 3, 2001 ... Has two older brothers, Tristian and Justher ... Majoring in leadership.



ANGELES

CAREER HIGHS

Points 19, vs. Simmons College (12/4/23)
Rebounds..... 5, vs. Norfolk State (12/11/22)*
Assists 4, (Twice)
Steals..... 3, (Twice)
Blocks..... 1, (Twice)
Field Goals Made..... 9, vs. Simmons College (12/4/23)
Field Goal Attempts 16, vs. Simmons College (12/4/23)
3-PT FG Made 4, vs. Queens (2/8/24)
3-PT FG Attempts 7, vs. Hanover College (11/6/23)
Free Throws Made 4, at North Alabama (2/15/24)
Free Throw Attempts..... 6, at SIU Edwardsville (11/9/23)
* - at Old Dominion

ANGELES OVERALL CAREER STATS

Year	GP-GS	Min	Avg	FG-A	Pct	3FG-A	Pct	FT-A	Pct	Off-Def-Total	Avg	PF-FO	Ast	TO	Blk	Stl	Pts	Avg
2022-23	31-1	343	11.1	29-74	.392	11-31	.355	7-12	.583	13-14-27	0.9	30-0	22	25	0	11	76	2.5
2023-24	34-0	405	11.9	50-126	.397	24-73	.329	20-29	.690	8-14-22	0.6	43-0	26	15	2	18	144	4.2
2024-25	—	—	—	—	—	—	—	—	—	—	—	—	—	—	—	—	—	—
Career	65-1	748	11.5	79-200	.395	35-104	.337	27-41	.659	21-28-49	0.8	73-0	48	40	2	29	220	3.4



kaitlyn COSTNER

Guard | Senior | 5-8

Osceola, Indiana

Elkhart Central HS | Ohio State



@costner_kaitlyn

@kaitlyncostner.23

@kaitlyncostner

Junior (2023-24)

Appeared in 24 games with 20 starts, was ruled immediately eligible by the NCAA in December after transferring from Ohio State ... Averaged 7.5 points and 2.8 rebounds per game ... Made EKV debut against Tennessee State, scored nine points on 4-of-5 shooting ... Recorded 10 points against Lipscomb ... Had 14 points and four rebounds in a win at North Florida ... Double-digit performances against North Alabama and Chicago State ... Scored 13 points with a career-high seven assists and five rebounds against Bellarmine ... Helped EKV to first national postseason tournament (WNIT) since 2013, scored career-high 20 points in opening round against Purdue Fort Wayne.

Sophomore (2022-23) @ Ohio State

Played 15 games, averaging 4.6 minutes per game off the bench ... Helped Ohio State to its first Elite Eight appearance in 30 years ... Scored against New Hampshire, also tied a season-high two rebounds ... Had three steals.

Freshman (2021-22) @ Ohio State

Played in 11 games ... Averaged 0.5 points, 1.0 rebounds and 0.5 assists in 5.4 minutes per game ... NCAA Tournament participant ... Recorded season-highs in points (4), shooting 2-of-4 (.500) from the floor, and assists (3) against Norfolk State ... Had two rebounds on five occasions.

High School

Led Elkhart Central to its first sectional title in 27 years as a freshman ... Averaged 16.0 points per game and shot 60 percent from the floor and 40 percent from behind the arc as a sophomore to help Central to an 18-7 overall record ... As a junior at Penn, she was forced to play on the JV squad during the regular season because of IHSAA transfer rules and led the team to a perfect 22-0 record ... Scored 20 points in the playoffs in her Penn varsity debut and helped the Kingsmen to Class 4A sectional and regional titles ... Played AAU for the Michiana Basketball Academy (MBA) Select Gold Team ... Averaged more than 24 points per game in 2020 for MBA.

Personal

Daughter of Rod Creech, member of the Indiana Basketball Hall of Fame, a collegiate basketball official and owner of a basketball training academy ... Majoring in physical therapy.

20

COSTNER

CAREER HIGHS

Points 28, vs. Northern Kentucky (11/11/23)
Rebounds 11, at Jacksonville (1/25/24)
Assists 10, (Twice)
Steals 6, (Four times)
Blocks 2, (Four times)
Field Goals Made 9, (Three times)
Field Goal Attempts 17, at Appalachian State (12/21/21)
3-PT FG Made 4, vs. Central Arkansas (2/18/23)
3-PT FG Attempts 7, vs. Jacksonville State (1/15/22)
Free Throws Made 13, vs. Northern Kentucky (11/11/23)
Free Throw Attempts 15, vs. Northern Kentucky (11/11/23)

COSTNER OVERALL CAREER STATS

Year	GP-GS	Min	Avg	FG-A	Pct	3FG-A	Pct	FT-A	Pct	Off-Def-Total	Avg	PF-FO	Ast	TO	Blk	Stl	Pts	Avg
2021-22	11-0	59	5.4	3-11	.273	0-4	.000	0-0	.000	1-10-11	1.0	6-0	5	4	0	2	6	0.5
2022-23	15-0	69	4.6	1-6	.167	0-1	.000	0-0	.000	0-5-5	0.3	7-0	3	3	1	3	2	0.1
2023-24	24-20	667	27.8	66-140	.471	12-33	.364	36-52	.692	18-50-68	2.8	59-3	47	39	3	24	180	7.5
2024-25	—	—	—	—	—	—	—	—	—	—	—	—	—	—	—	—	—	—
Career	50-20	796	15.9	70-157	.446	12-38	.316	36-52	.692	19-65-84	1.7	72-3	55	46	4	29	188	3.8



mya WARDLE

Guard | Freshman | 5-7
Peoria, Illinois
Peoria Notre Dame HS



@mya_wardle

@mya.wardle

@mya_wardle

High School

Attended Peoria Notre Dame High School and played for Layne Langholf ... Three-time First Team All-Conference selection ... Three-time All-State honoree ... 2024 IHSA 2A State Champion ... Named First Team All-Big 12 and Big 12 Conference Player of the Year ... 2024 Journal Star Girls Basketball Player of the Year ... Averaged 16.0 points, 7.6 assists, 3.7 assists, and 3.5 steals per game during prep career, helped PND to a 97-15 overall record in four seasons ... PND was ranked top 10 in the state for three years, finished No. 6 at the end of the 2023-24 season ... Also ran track and played soccer in high school, holds the school record in 4x400 ... Also received All-State and All-Conference recognitions in soccer.

Personal

Born on June 6, 2006 ... Parents are Lecia & Brian Wardle ... Has two siblings; Davin and Emy ... Comes from a long line of collegiate athletes in her family ... Her dad, Brian, played college basketball at Marquette University and currently the men's basketball coach at Bradley University ... Her uncle, Ryan Schuetz, played basketball at the University of Georgia ... Her uncle, Ryan Barrett, played football at Northwestern University ... Her uncle, Joey, played soccer at Furman University ... Her uncle, Willie, played tennis at the University of Wisconsin - Green Bay ... Her uncle, Brad, played baseball at University of Illinois - Chicago ... Her aunt, Tryn, played soccer at University of Charleston ... Her aunt, Amy, played basketball at UMW ... And cousin, Braeden, plays volleyball at NJIT ... Chose ECU over Evansville, Bradley, Eastern Illinois, SIUE, St. Bonaventure, Valparaiso, Gardner-Webb, and Queens University of Charlotte ... High academic, was on honor roll at PND and participated in National Honors Society ... Plans on studying sports management.

22

WARDLE

CAREER HIGHS

Points
Rebounds
Assists
Steals
Blocks
Field Goals Made
Field Goal Attempts
3-PT FG Made
3-PT FG Attempts
Free Throws Made
Free Throw Attempts

WARDLE OVERALL CAREER STATS

Year	GP-GS	Min	Avg	FG-A	Pct	3FG-A	Pct	FT-A	Pct	Off-Def-Tot	Avg	PF-FO	A	TO	Blk	Stl	Pts	Avg
2024-25	—	—	—	—	—	—	—	—	—	—	—	—	—	—	—	—	—	—
Career	—	—	—	—	—	—	—	—	—	—	—	—	—	—	—	—	—	—



bre'aria CANNON

Forward | Freshman | 6-0
Christiana, Tennessee
Link Academy



@breariac_24
@breariac_24

High School

Attended Link Academy in Branson, Missouri ... Three-time Division II-A State Champion ... Averaged 11.0 points per game her senior season, Link was ranked the No. 29 team in the state ... Named to She Got Game Most Valuable Player Award in 2023 ... Geico Girls Basketball Invitational Player of the Game during 2023 season, award was presented by SportsCenter NEXT and ESPN ... Helped Link to over 82 wins in four years with the program.

Personal

Born on July 16, 2006 ... Parents are Salica & B.C. ... Has one brother, Bra'Sharion ... High academic, was nominated for Congress of Future Medical Leaders Award of Excellence in 2023 ... Member of National Society of High School Scholars (NSHSS) ... Member of Sawney Webb Chapter of the National Honors Society ... Beta Club member ... Enjoys reading, drawing, painting, and writing in her spare time ... Plans to study business and Spanish at ECU.



CANNON

CAREER HIGHS

Points
Rebounds.....
Assists.....
Steals.....
Blocks.....
Field Goals Made.....
Field Goal Attempts.....
3-PT FG Made.....
3-PT FG Attempts.....
Free Throws Made.....
Free Throw Attempts.....

CANNON OVERALL CAREER STATS

Year	GP-GS	Min	Avg	FG-A	Pct	3FG-A	Pct	FT-A	Pct	Off-Def-Tot	Avg	PF-FO	A	TO	Blk	Stl	Pts	Avg
2024-25	—	—	—	—	—	—	—	—	—	—	—	—	—	—	—	—	—	—
Career	—	—	—	—	—	—	—	—	—	—	—	—	—	—	—	—	—	—



kailani LINDSEY

Forward | Sophomore | 6-1
Wildwood, Florida
Foster HS



@Koolaid_lani

@koolaid.lani

Freshman (2023-24)

Played in 20 games, all off the bench ... Averaged 1.8 points and 2.1 rebounds per game ... Made collegiate debut against Hanover, scored six points with three rebounds and three assists ... Career-high eight points in 75-point home win over Campbellsville-Harrodsburg ... Seven points and seven rebounds against Simmons College ... Had three blocks against Miami (Ohio) ... Helped ECU appear in WNIT, played career-high 15 minutes and brought down seven boards ... Shot 53.6 percent from the floor.

High School

Attended Foster High School in Richmond, Texas and played for Ryan Harrison ... Helped the Falcons to an 89-23 overall record in her four years ... In her senior season, Lindsey helped FHS to a 27-11 record and its second straight appearance in the state tournament, averaging 15.1 points and 11.4 rebounds per game ... In 2021-22, Kailani averaged 24 points and 11.6 rebounds per game leading to a state runner-up nod, was named the TXHSAA 1A Player of the Year and Dairy Farmers Player of the Year ... In her freshman and sophomore years, Lindsey averaged 24 points per game and 12 rebounds per game while being named District 1A Player of the Year Twice ... Won a State Championship her 8th grade year.

Personal

Born October 26, 2004 ... Parents are Paula Nesbitt and Robert Lindsey ... Has four siblings; Derrick, Robert Jr., Marcus, and Kari ... Comes from a long lineage of athletes in the family, her father Robert played college football and mother Paula played college basketball, both at Central Florida ... Her sister, Kari, played college basketball for West Virginia University and University of Georgia ... Her brother, Marcus, played college basketball for Florida Southwestern ... In her spare time she plays video games and being around family ... Kailani chose ECU over Hampton, Kennesaw State, UNC Wilmington, College of Charleston, Army, Stetson, and Mercer ... Plans on studying business.

24

LINDSEY

CAREER HIGHS

Points8, vs. Camp.-Harrodsburg (11/25/23)
Rebounds.....7, (Twice)
Assists3, vs. Hanover (11/06/23)
Steals.....1, (Three times)
Blocks.....3, vs. Miami Ohio (12/6/23)
Field Goals Made.....4, vs. Camp.-Harrodsburg (11/25/23)
Field Goal Attempts.....6, vs. Camp.-Harrodsburg (11/25/23)
3-PT FG Made
3-PT FG Attempts
Free Throws Made4, at SIU Edwardsville (11/09/23)
Free Throw Attempts.....5, at SIU Edwardsville (11/09/23)

LINDSEY OVERALL CAREER STATS

Year	GP-GS	Min	Avg	FG-A	Pct	3FG-A	Pct	FT-A	Pct	Off-Def-Tot	Avg	PF-FO	A	TO	Blk	Stl	Pts	Avg
2023-24	20-0	126	6.3	15-28	.536	0-0	.000	6-10	.600	12-29-41	2.1	16-0	7	10	7	3	36	1.8
2024-25	—	—	—	—	—	—	—	—	—	—	—	—	—	—	—	—	—	—
Career	20-0	126	6.3	15-28	.536	0-0	.000	6-10	.600	12-29-41	2.1	16-0	7	10	7	3	36	1.8



alice RECANATI

Guard | 5th Year | 5-9
Bergamo, Italy
Team 86 Villasanta



@RecanatiAlice
@alicereca
@alicerecanati0

Awards & Recognitions

2023-24

- ASUN Scholar Athlete of the Year (2023-24)
- Third Team All-ASUN (2023-24)
- ASUN All-Academic Team (2023-24)
- Academic All-District® Women's Basketball Team (2023-24)
- ASUN Player of the Week (Nov. 13, 2023)
- Preseason All-ASUN Team (2023-24)

2022-23

- Academic All-District® Women's Basketball Team (2022-23)
- Preseason All-ASUN Team (2022-23)
- ASUN All-Academic Team (2022-23)

2021-22

- ASUN All-Academic Team (2021-22)

Senior (2023-24)

Started in all 34 games on the season ... Third Team All-ASUN selection ... 1x ASUN Player of the Week ... ASUN Scholar Athlete of the Year ... Became EKU program leader in assists and 26th member of 1,000-point club ... Averaged 10.5 points, 4.0 rebounds, and 4.2 assists per game ... Led team with 32.3 minutes per game and 144 assists ... Scored 19 points in season opener against Hanover, followed with 15 points at SIU Edwardsville ... Scored career-high 28 points against NKU, went 13-for-15 from line ... Named ASUN Player of the Week following the performance ... Tied career-high 10 assists in win over UAB in 2023 Great Alaska Shootout ... Scored 10 or more points in 19 games ... Scored 19 points at Bellarmine ... Dropped 25 points in two games at the 2024 ASUN Championship ... Helped EKU to first national postseason tournament (WNIT) since 2013, scored 10 points against Purdue Fort Wayne in opening round ... Named CSC Academic All-District for second straight season ... Invited to Eurobasket Skills Combine at the 2024 Final Four in Cleveland, played for Team Zurich as the starting shooting guard.

Junior (2022-23)

Started in all 32 games on the season ... Preseason All-ASUN selection ... Led the team and ASUN Conference in assists and assists per game ... Led EKU in minutes and minutes per game ... Averaged 9.2 points, 5.2 assists, and 3.8 rebounds per game ... Recorded 5-or-more assists in 20 games ... 19 points on 6-of-11 shooting against Midway ... Eight points, Eight rebounds, and six assists against Union College ... Career-high 10 assists, nine points, eight rebounds at home against North Florida ... Back-to-back 16-point games against Stetson and Lipscomb, shot 12-of-23 from the floor ... 15 points against North Alabama, 14 points

against Central Arkansas ... Near triple-double at North Florida, 10 points, 10 assists, and eight rebounds ... Scored 11 points in ASUN Conference Tournament at Austin Peay.

Sophomore (2021-22)

Started in all 31 games on the season ... Ranked second on the team averaging 9.9 points per game on the season ... averaged a team-high 4.4 assists per game ... Her 4.4 assists per game ranked fifth in the ASUN ... Scored double-digits in 14 games on the season ... Scored 20 or more points in three games ... Season-high 21 points and six steals in the road win at Appalachian State (Dec. 21) ... Her 1.7 steals per game ranked sixth in the ASUN ... Had 20 points and a career-best nine assists in the win over Kennesaw State (Feb. 3) ... Shot 39 percent from the field ... Named to the ASUN All-Academic Team.

Freshman (2020-21)

Played in all 24 games with 21 starts on the season ... Averaged 8.8 points per game ... Led the team with 90 assists ... Scored double-digit in 10 games on the season ... Scored a season-best 22 points and pulled down six rebounds at Tennessee Tech (Jan. 28) ... Had 13 points and eight assists in a road win against Southeast Missouri (Feb. 18) ... Was named OVC Freshman of the Week one time ... Finished third in the conference in assists per game.

Prior to EKU

Attended high school at Licei statali Luigi Stefanini ... Most recently played for Team 86 Villasanta where she averaged 13.1 points per game

Personal

Full name is Alice Recanati ... Parents are Nadia Giovanna Moretti and Luigi Recanati ... Has two brothers; Andrea and Stefano ... Intends to study chemistry.

CAREER HIGHS

Points28, vs. Northern Kentucky (11/11/23)
Rebounds.....11, at Jacksonville (1/25/24)
Assists 10, (Twice)
Steals..... 6, (Four times)
Blocks..... 2, (Four times)
Field Goals Made.....9, (Three times)
Field Goal Attempts17, at Appalachian State (12/21/21)
3-PT FG Made4, vs. Central Arkansas (2/18/23)
3-PT FG Attempts7, vs. Jacksonville State (1/15/22)
Free Throws Made 13, vs. Northern Kentucky (11/11/23)
Free Throw Attempts..... 15, vs. Northern Kentucky (11/11/23)

RECANATI OVERALL CAREER STATS

Year	GP-GS	Min	Avg	FG-A	Pct	3FG-A	Pct	FT-A	Pct	Off-Def-Total	Avg	PF-FO	Ast	TO	Blk	Stl	Pts	Avg
2020-21	24-21	753	31.4	74-172	.430	11-35	.314	51-63	.810	33-63-96	4.0	54-2	90	89	7	23	210	8.8
2021-22	31-31	991	32.0	107-276	.388	23-63	.365	71-99	.717	23-70-93	3.0	75-6	137	104	1	53	308	9.9
2022-23	32-32	1128	35.3	106-245	.433	26-68	.382	55-66	.833	38-82-120	3.8	75-2	166	93	7	49	293	9.2
2023-24	34-34	1091	32.1	124-299	.415	27-82	.329	83-104	.798	35-102-137	4.0	90-4	144	130	11	55	358	10.5
2024-25	—	—	—	—	—	—	—	—	—	—	—	—	—	—	—	—	—	—
Career	121-118	3963	32.8	411-992	.414	87-248	.351	260-332	.783	129-317-446	3.7	294-14	537	416	26	180	1169	9.7



liz FREIHOFFER

Guard | Freshman | 5-10
Union, Kentucky
Cooper HS



@FreihoferLiz
@lizfreihofer
@lizfryfry

High School

Attended Cooper High School, played for Justin Holthaus ... Two-time KHSAA 9th Region Champion and two-time KHSAA Sweet 16 participant ... 1,000 Point Scorer and All-Time Assists leader at Cooper High ... Averaged 10.4 points on 49 percent shooting as an upperclassman ... Helped lead CHS to 80 wins in four seasons ... Averaged 10.3 points and 5.5 assists per game her senior season ... Named 9th Region and 33rd District Most Valuable Player ... Averaged 10.4 points, 5.0 rebounds, and 4.9 assists per game her junior year ... Named to KHSAA All-Tournament and 9th Region All-Tournament teams ... Finalist in the 2021-22 KHSAA Sweet 16 ... Also played tennis in high school.

Personal

Born on Feb. 10, 2006 ... Parents are Tammy & Phil Freihofer ... Has three siblings; Kyle, Corey, and Kay ... Comes from a long line of collegiate athletes in her family; her mom Tammy, aunt Cindy, and uncle Willie played college basketball at Northern Kentucky University ... Her late uncle, John Schlarman, played and coached football at the University of Kentucky ... Her cousin, Lydia, played college basketball at Georgetown College ... And cousin, Joe, currently plays on the football team at ECU ... Enjoys baking and playing pickleball in her spare time ... Chose ECU over Thomas More College ... Plans on studying chemistry.

31

FREIHOFFER

CAREER HIGHS

Points
Rebounds.....
Assists.....
Steals.....
Blocks.....
Field Goals Made.....
Field Goal Attempts.....
3-PT FG Made.....
3-PT FG Attempts.....
Free Throws Made.....
Free Throw Attempts.....

FREIHOFFER OVERALL CAREER STATS

Year	GP-GS	Min	Avg	FG-A	Pct	3FG-A	Pct	FT-A	Pct	Off-Def-Tot	Avg	PF-FO	A	TO	Blk	Stl	Pts	Avg
2024-25	—	—	—	—	—	—	—	—	—	—	—	—	—	—	—	—	—	—
Career	—	—	—	—	—	—	—	—	—	—	—	—	—	—	—	—	—	—



jasmine McGINNIS-TAYLOR

Forward | 5th Year | 6-3
Omaha, Nebraska
Westside HS | Illinois State



@jazmoney32

@jazmoney32

Senior (2023-24)

Started in 25 games ... Averaged 6.8 points and 6.3 rebounds per game ... Career-high 87 field goals and 207 rebounds ... Shot 50 percent from the floor ... First bucket at ECU came at SEMO, scored game-winning buzzer-beating layup off the inbound ... Basket was featured on SportsCenter and NCAA March Madness social accounts ... Scored 13 points with eight rebounds in a home win over Samford ... Dropped 11-point, 10-rebound double-double against Lipscomb on the road ... Career-high 16 points in a blowout win at North Alabama, went 7-for-7 from the floor ... Another double-double at Chicago State ... Totaled 17 points in ASUN Championship, had 10 points and 14 rebounds at No. 3 seed Central Arkansas ... Scored four points with eight boards in WNIT at Purdue Fort Wayne.

Junior (2022-23) @ Illinois State

Played in 21 games during her junior season, averaging 9.4 minutes per contest ... Totaled 39 points, 41 rebounds, six assists, six blocks, and eight steals on the year ... Grabbed a season-best eight rebounds at Saint Louis on Dec. 3 ... Member of the first ISU team to win a MVC regular season title since 2010 and the first time to go to three straight postseason tournaments since 2011-13.

Sophomore (2021-22) @ Illinois State

Played in 30 games during her sophomore campaign, averaging 3.7 points and 2.3 rebounds in 8.4 minutes per contest ... Had a season-high 13 points at Evansville on Jan. 9 ... Grabbed a season-best eight rebounds in ISU's conference opener vs. Bradley on Jan. 1 ... Shot 61 percent (48-of-78) from the floor on the year ... Totaled 112 points, 53 rebounds, 11 steals, five blocks and two assists on the year ... Had two points in No. 15 Illinois State's NCAA Tournament First Round game vs. second-seeded Iowa at a sold-out Carver-Hawkeye Arena on Mar. 18 ... Member of the first ISU team to win a MVC Tournament title since 2008 and sixth team to go dancing at the NCAA Tournament in program history.

Freshman (2020-21) @ Illinois State

Played in 13 games, averaging 5.6 minutes played per game in her debut season as a Redbird ... Had a season-high four points at Indiana State (Jan. 8) ... Grabbed a personal-best six rebounds at Western Illinois (Dec. 13) ... Shot 37.5 percent (6-of-16) from the floor ... Totaled 16 points, 30 rebounds, three steals, a block and an assist during the 2020-21 campaign ... Was a member of the first Redbird team to make a postseason appearance in eight years, when ISU took the court at the WNIT

in Memphis.

High School

Attended Westside High School ... Was named 2020 Super-State Third Team, All-State Second Team and All-Metro First Team selection ... Joined the 1,000-point club at WHS and helped lead the team to four-straight state tournament appearances, including a 2018 Class A state championship ... Averaged 15.1 points and 10.9 rebounds per game her senior year, as Westside posted a 23-6 record ... Was the Class A state leader in double-doubles with 17 during the 2019-20 campaign ... Is the school record holder for single-season rebounds (315) while also ranking second all-time in rebounds with 843 boards.

32

McGINNIS-TAYLOR

CAREER HIGHS

Points16, at North Alabama (2/15/24)
Rebounds.....14, at Central Arkansas (3/12/24)
Assists3, vs. Camp-Harrodsburg (11/25/23)
Steals.....4, vs. Indiana State (1/20/23)
Blocks.....2, (Twice)
Field Goals Made.....7, at North Alabama (2/15/24)
Field Goal Attempts12, vs. Central Arkansas (1/18/24)
3-PT FG Made
3-PT FG Attempts
Free Throws Made8, at Central Arkansas (3/12/24)
Free Throw Attempts.....12, at Central Arkansas (3/12/24)

McGINNIS-TAYLOR OVERALL CAREER STATS

Year	GP-GS	Min	Avg	FG-A	Pct	3FG-A	Pct	FT-A	Pct	Off-Def-Total	Avg	PF-FO	Ast	TO	Blk	Stl	Pts	Avg
2020-21	13-0	71	5.5	6-16	.375	0-0	.000	4-8	.500	8-22-30	2.3	17-0	1	3	1	3	16	1.2
2021-22	30-1	254	8.5	48-78	.615	0-0	.000	16-23	.696	20-33-53	1.8	54-0	2	22	5	11	112	3.7
2022-23	21-0	198	9.4	16-38	.421	0-0	.000	7-16	.438	18-23-41	2.0	28-0	6	9	6	8	39	1.9
2023-24	33-25	596	18.0	87-174	.500	0-0	.000	49-83	.590	78-129-207	6.3	93-5	21	32	5	17	223	6.8
2024-25	—	—	—	—	—	—	—	—	—	—	—	—	—	—	—	—	—	—
Career	97-26	1120	11.5	157-306	.513	0-0	.000	76-130	.585	124-207-331	3.4	192-5	30	66	17	39	390	4.0



faith WALKER

Forward | Junior | 6-0
Grand Rapids, Michigan
Forest Hills Northern HS | Western Nebraska CC



@Faith_walkerr
@faith.walker

Sophomore (2023-24) @ Western Nebraska CC

Appeared in 27 games with 20 starts ... Averaged a team-leading 11.3 points, 7.8 rebounds, 1.6 blocks, and 50.4 percent shooting from the floor ... Had seven double-doubles ... Scored 10 or more points in 14 games ... Season-high 15 rebounds with 14 points at Central Wyoming (Nov. 4) ... Season-high 25 points in a win at Northwest College (Nov. 17) ... Dropped 23 points against Western Wyoming (Jan. 10) ... Helped team to 25-7 overall record ... Named NJCAA Region IX All-Region.

Freshman (2022-23) @ Western Nebraska CC

Appeared in all 30 games off the bench ... Averaged 5.0 points and 5.5 rebounds per game ... Shot a team-leading 60.2 percent from the floor ... Had four double-doubles ... First collegiate points came against Southern Idaho (Nov. 5) ... Had 10 or more points against Casper College, Eastern Wyoming, Fort Scott, and Laramie County ... Season-high 14 points at Northeastern JC (Feb. 14).

High School

Attended Forest Hills Northern High School in her hometown of Grand Rapids, Mich. ... Led FNHHS to a 44-23 overall record, averaged 10.3 points and 9.3 rebounds per game ... One-time White Conference Champion and two-time District 12 Champion ... Named AP All-State in 2020 ... Also played volleyball in HS.

Personal

Born on Oct. 6, 2003 ... Parents are Dionna Crisp and Vincent Walker ... Has four siblings; Dionate, Ramiyah, Devyne, and Trinity ... Her cousin, Marshawn Kneeland, was drafted in the in the second round 2024 NFL Draft by the Dallas Cowboys ... Chose ECU for her major and the close-knit feeling she had stepping on campus ... Plans on majoring in sports management.

50

WALKER

CAREER HIGHS

Points
Rebounds.....
Assists.....
Steals.....
Blocks.....
Field Goals Made.....
Field Goal Attempts.....
3-PT FG Made.....
3-PT FG Attempts.....
Free Throws Made.....
Free Throw Attempts.....

WALKER OVERALL CAREER STATS

Year	GP-GS	Min	Avg	FG-A	Pct	3FG-A	Pct	FT-A	Pct	Off-Def-Tot	Avg	PF-FO	A	TO	Blk	Stl	Pts	Avg
2024-25	—	—	—	—	—	—	—	—	—	—	—	—	—	—	—	—	—	—
Career	—	—	—	—	—	—	—	—	—	—	—	—	—	—	—	—	—	—



2024-25 COACHING STAFF



TODD HEAD-TO-HEAD RECORDS

Adrian (Mich.)	2-1	Midway (Ky.)	4-1
Akron	0-1	Morehead State	2-0
Alabama A&M	1-0	Mount St. Joseph (Ohio)	16-1
Albion (Mich.)	1-1	Murray State	5-4
Alice Lloyd (Ky.)	3-0	Muskingum (Ohio)	1-1
Anderson (Ind.)	12-4	Norfolk State	1-0
Appalachian State	2-0	North Carolina A&T	1-1
Army	1-0	North Alabama	3-2
Asbury (Ky.)	6-0	North Florida	4-2
Austin Peay	3-7	Northern Kentucky	1-2
Baldwin Wallace (Ohio)	0-1	Oglethorpe (Ga.)	1-1
Baylor	0-2	Ohio	0-1
Bellarmine	5-1	Ohio Northern	1-3
Belmont	1-13	Ohio State	1-0
Berea (Ky.)	1-1	Pacific Lutheran (Wash.)	1-0
Bluffton (Ohio)	14-2	Pikeville (Ky.)	1-0
Boston College	0-1	Ponoma-Pitzer (Calif.)	0-1
Bowling Green	0-2	Purdue Fort Wayne	0-1
Brescia (Ky.)	2-0	Queens	2-0
Campbellsville-Harrodsburg (Ky.)	1-0	Radford	2-0
Canisius	2-0	Rider	1-0
Capital (Ohio)	1-0	Rio Grande (Ohio)	0-1
Central Arkansas	4-3	Roanoke (Va.)	1-0
Centre (Ky.)	4-1	Rose-Hulman (Ind.)	15-4
Chattanooga	1-1	Sacramento State	1-0
Chicago State	4-1	Samford	1-0
Cumberland (Ky.)	1-0	SIU-Edwardsville	7-3
Dayton	0-2	Simmons (Ky.)	1-0
Earlham (Ind.)	8-0	Southeast Missouri	7-3
East Tennessee State	0-1	Southern Illinois	1-2
Eastern Illinois	5-3	Southern Maine	1-0
Eastern Kentucky	5-10	Spaulding (Ky.)	6-1
Eastern Michigan	1-0	St. Catharine (Ky.)	0-1
Evansville	3-2	St. Francis (Pa.)	1-1
Florida A&M	1-0	St. Francis Brooklyn	1-1
Florida Gulf Coast	0-3	St. Mary-Woods (Ind.)	1-0
Franklin (Ind.)	12-7	St. Norbert (Wisc.)	0-1
Gardner-Webb	1-1	Stetson	2-3
Georgia State	2-1	Tennessee	0-2
George Mason	1-0	Tennessee Martin	4-6
Defiance (Ohio)	16-1	Tennessee State	10-6
DePauw	0-2	Tennessee Tech	10-4
Hanover (Ind.)	13-9	Thiel (Pa.)	1-0
Heidelberg (Ohio)	1-0	Thomas More (Ky.)	1-0
Howard Payne (Texas)	1-0	Transylvania (Ky.)	2-0
Illinois	0-1	UAB	1-0
Indiana	0-1	USC-Upstate	0-2
Jacksonville	2-1	UC Santa Barbara	0-1
Jacksonville State	8-11	Union (Ky.)	2-0
Kalamazoo (Mich.)	2-0	Utah	0-1
Kennesaw State	6-1	Valparaiso	1-1
Kentucky	0-6	Washington (Mo.)	0-1
Kentucky Christian	4-0	West Virginia	0-3
Kenyon (Ohio)	0-1	West Virginia Tech	0-1
La Verne (Calif.)	1-0	Western Kentucky	0-1
Liberty	0-3	Whittier (Calif.)	0-1
Lipscomb	7-5	Wilmington (Ohio)	1-2
Louisiana College	0-1	Wittenberg (Ohio)	0-1
Louisville	0-1	Xavier	0-1
Manchester (Ind.)	13-7	NCAA	317-212
Marietta (Ohio)	2-0		
Marist	0-1		
Marshall	0-1		
Maryville (Tenn.)	3-1		
Miami (Ohio)	2-3		
Michigan State	0-1		
Middle Tennessee	0-1		

HEAD COACH GREG TODD

HOMETOWN	BEREA, KY
EDUCATION	EKU, 1983
CAREER RECORD	317-212 (18TH SEASON)
EKU RECORD	55-42 (3RD SEASON)
HIRED	JANUARY 3, 2019

TODD BY THE NUMBERS

- 43** All-Conference Players
- 5** Coach of the Year Awards
- 4** Conference Championships
- 3** NCAA Appearances
- 3** Players of the Year
- 2** Freshmen of the Year

TODD COACHING HISTORY

Berea HS(HC)	1992-99
Lexington Catholic HS (HC)	1999-06
Transylvania University (HC)	2006-14
Morehead State University (HC)	2014-21
Eastern Kentucky University (HC)	2021-pres.

TODD WINS BY PROGRAM

Berea HS (HC)	166
Lexington Catholic HS (HC)	225
Transylvania University (HC)	157
Morehead State University (HC)	106
Eastern Kentucky University (HC)	55
OVERALL	709

TODD WIN MILESTONES

No. 1	W, 68-60 at Capital (11/17/2006)
No. 50	W, 59-50 at Rose-Hulman (2/7/2009)
No. 100	W, 78-66 vs. St. Mary-Woods (12/19/2011)
No. 150	W, 85-65 at Anderson (2/8/2014)
No. 200	W, 85-82 vs. Jacksonville State (2/25/2017)
No. 250	W, 67-48 vs. Jacksonville State (1/2/2020)
No. 300	W, 68-64 vs. UAB (11/18/2023)

TODD ACCOMPLISHMENTS

- Three NCAA Tournament appearances (2007, 2009, 2014)
- Four Conference Championships (2007, 2009, 2013, 2014)
- Four Heartland Collegiate Athletic Conference Coach of the Year (2007, 2009, 2013, 2014)
- Three WNIT appearances (2017, 2019, 2024)
- EA Sports National HS Girls Basketball Coach of the Year (2006)
- Herald-Leader Kentucky Women's Basketball Coach of the Year (2023)
- Kentucky High School Basketball Hall of Fame (2017)
- Berea Community Athletics Hall of Fame (2019)
- Lexington Catholic High School Hall of Fame (2019)

TODD YEAR-BY-YEAR

Season	Overall	Pct.	Conference	Pct.	Conf. Finish	Postseason
2006-07	19-9	.679	12-4	.750	3rd	NCAA First Round
2007-08	15-12	.556	10-6	.625	3rd	—
2008-09	23-6	.793	14-2	.875	1st	NCAA Second Round
2009-10	19-7	.731	13-4	.765	2nd	—
2010-11	20-8	.714	13-5	.722	3rd	—
2011-12	14-13	.519	11-7	.611	4th	—
2012-13	21-6	.778	16-2	.889	1st	—
2013-14	26-3	.879	17-1	.944	1st	NCAA Second Round
2014-15	12-18	.400	8-8	.500	6th	—
2015-16	10-20	.333	4-12	.250	11th	—
2016-17	21-10	.677	11-5	.688	2nd	WNIT First Round
2017-18	21-11	.656	12-6	.667	4th	—
2018-19	24-11	.686	13-5	.722	2nd	WNIT Second Round
2019-20	10-20	.333	6-12	.333	9th	—
2020-21	7-16	.304	6-13	.316	10th	—
2021-22	15-16	.484	7-9	.438	6th (3W)	—
2022-23	18-14	.562	11-7	.611	5th	—
2023-24	22-12	.647	9-7	.562	5th (3W)	WNIT First Round
2024-25	—	—	—	—	—	—
Total	317-212	.603	193-115	.630		

TODD BIO

A household name in the Madison County area, Greg Todd was named the 10th head women's basketball coach at Eastern Kentucky University on May 10, 2021.

Todd, who's spent his entire 32-year coaching career inside the Commonwealth, has taken the EKU women's basketball to new heights in just three short seasons with the program.

EKU finished the 2023-24 season with a 22-12 overall record and an appearance in the Women's National Invitational Tournament (WNIT) for just the second time in program history, and the first national postseason tournament since 2013. EKU won 20 games for the first time since 2005 and advanced to the Atlantic Sun Conference semifinals. Todd developed two ASUN All-Conference selection in Antwainette Walker (First Team) and Alice Recanatì (Third Team). He became the fastest coach to 50 wins during the 2023-24 season, while knocking down his 300th win milestone after an upset victory over UAB in the 2023 Great Alaska Shootout. EKU spent over 10 weeks receiving votes in the CollegeInsider.com Mid-Major Top 25 poll, had its highest ranking of No. 162 in the NET rankings, and finished the year No. 192 in the Massey Ratings – the highest rank since 2005.

Since his arrival, "The Transfer Coach" has signed some of the most high-profile players out of the transfer portal, including Walker (Marquette), Kaitlyn Costner (Ohio State), Danielle Rainey (Florida) – who is currently playing overseas in Serbia. Todd has signed 15 players out of the portal in three seasons in Richmond.

In Todd's second season at the helm of the program, the Colonels finished with an 18-14 record and an 11-7 mark in ASUN play. EKU had conference series sweeps over Stetson, North Florida, and other key wins over Jacksonville State, North Alabama, and Kennesaw State. EKU ended its season advancing to the ASUN Tournament quarterfinals for the second consecutive season. Todd was named the 2023 Herald Leader Women's Basketball Coach of the Year.

Todd helped in the development of Antwainette Walker, who was named to two national awards in the 2023 Ann Meyers Drysdale Mid-Season Top 10 List and the 2023 Dawn Staley Late Season Watchlist. Walker finished the 2022-23 season averaging 21.0 points and 9.4 rebounds per game, her +16.3 points per game increase was the highest in the nation, she also led the ASUN in over 10 statistical categories and top-15 in the NCAA in five categories. Walker was named the 2023 ASUN Newcomer of the Year and First Team All-ASUN, EKU's first player of the year nod in over 10 seasons.

In his first season at the helm of EKU women's basketball, Todd led the program to a 15-16 overall record, 10-5 record at home, and seven conference wins in EKU's inaugural season in the ASUN. He guided the program to an appearance in the ASUN Tournament quarterfinals, defeating Kennesaw State 71-57 in the opening round.

Prior to EKU, Todd served as the women's basketball head coach at Morehead State University for seven years. He led the Eagles to three straight 20-plus win

seasons from 2016 to 2019 with two WNIT appearances. During the 2018-19 season, his team advanced to the second round of the WNIT after upsetting Big Ten foe Ohio State in the first round.

"As we set out to hire the next head women's basketball coach to elevate our program, we were pleased with the interest in our position and the opportunity that lies ahead of us. At every step in our process, Greg Todd rose to the top as the ideal coach to lead us at this exciting time," Vice President and Director of Athletics Matt Roan said. "He's a coach who has dedicated his entire coaching career to women's basketball, has experienced amazing success with each program he's led, has a wealth of experience and understands the landscape, and knows our state incredibly well. His love for his alma mater and desire to build a championship-contending program here are unmatched. He comes highly recommended from all corners of Kentucky and beyond, and those folks speak not only to his ability as a coach, but also to his quality as an individual. He's tested and proven, and we're excited to have him in charge of the Colonels and leading us to victories!"

The success between 2016 and 2019 marked the first time in program history that Morehead State had three straight 20-win seasons. The Eagles' 36 Ohio Valley Conference victories during that time is also the most-ever during any three-year period.

Todd recruited two top-50 nationally ranked players, the highest rated recruits in Morehead State history. He also recruited the junior college national player of the year. Under Todd's guidance, the Eagles' had a team grade-point-average of 3.0 or better each of the past six years.

"It's a great time to be a Colonel under the leadership of Athletics Director Matt Roan and President David McFaddin, and to build the women's basketball program at EKU," Todd said.

From 2006 to 2014, Todd was the head coach at Transylvania University where he led the team to four conference championships and three NCAA tournament appearances. In the 2009 season at Transylvania, Todd led the team to a regular season and conference tournament title while advancing to the second round of the NCAA Tournament for the first time.

In his eight years at Transylvania he helped produce four Heartland Collegiate Athletic Conference (HCAC) Players of the Year.

Before entering collegiate coaching, Todd was one of the most decorated high school coaches in the state of Kentucky. He built a national powerhouse at Lexington Catholic High School from 1999-2006, making five appearances in the state championship game and winning three state titles. Todd won the region championship six of his seven seasons at Lexington Catholic.

Todd's teams finished ranked in the top-10 nationally in 2005 and 2006. His 2005-06 team at Lexington Catholic finished the season ranked No. 3 in the nation by USA Today, which stands as the highest final ranking ever for a boy's or girl's Kentucky team. Todd was named EA Sports National Coach of the Year following that season.

In 2017, Todd was inducted into the Kentucky High School Basketball Hall of Fame.

"Being from Madison County, I am so excited to come home and get the women's basketball program to the top of the ASUN Conference as quickly as possible," said Todd. "I am excited about being able to build a bigger fan base with my local connections around the community."

Todd started his head coaching career at Berea Community High School where in seven seasons he led his team to a 166-54 record and an appearance in the state final four in 1998. Berea won 20 games every year under Todd, despite never winning 20 or more games before in school history. He is a member of the Berea Community High School Hall of Fame as a coach and basketball player.

"I am looking forward to re-recruiting and building a strong relationship with the players already on campus," Todd said.





Coretta Brown

Years at EKU: 4th season
Hometown: Atlanta, Ga.
Alma Mater: North Carolina
Graduation: 2003

Career Highlights

- Joined the EKU staff as an assistant coach in July of 2021, the 2023-24 season is Brown's third year on the staff.
- During her time at EKU, Brown has helped the program to over 60 wins and three straight appearances in the Atlantic Sun Conference Tournament.
- Prior to EKU, Brown was an Assistant Coach at Georgia Southern for two seasons where she focused on the guards and was the recruiting coordinator.
- Prior to Georgia Southern, Brown had stops at West Alabama, Thomas University, Georgia Tech, and Tennessee Tech in various roles.
- Brown ended her professional career playing two seasons with the Chicago Sky. She competed for Team USA during the WNBA offseason and FIBA World Championship.
- Brown was drafted 1st round, 11th overall pick in the 2003 WNBA Draft by the San Antonio Silver Stars before being dealt to the Indiana Fever, where she spent three seasons.
- Prior to her professional career, Brown graduated from North Carolina where she received a bachelor of arts and a four-year member of the varsity basketball team.
- Today, Brown still holds the UNC program record in career three-pointers (251), which is third in ACC history.



Veronica Ryan

Years at EKU: 3rd season
Hometown: Clearwater, Fla.
Alma Mater: Georgia College
Graduation: 2017

Career Highlights

- Joined the EKU staff as an assistant coach on July 5, 2022.
- Prior to EKU, Ryan spent the previous two seasons at West Alabama, serving in various roles, and was the primary recruiting coordinator and offensive playcaller.
- During the 2021-22 season, UWA helped the program to its second straight winning season for the first time in over 17 years. UWA completed a 20-point upset over DI New Orleans in regular season play.
- In Ryan's three-year tenure with UWA, she helped guide the team to over 36 wins and signed two DI transfers.
- Prior to UWA, Ryan spent two seasons with the College of Central Florida as an assistant coach and a brief stint as the interim head coach.
- Ryan was a participant (2017) and panelist (2016) at the Women's Basketball Coaches Association (WBCA) "So You Want to be a Coach" program.
- Ryan began her playing career at Palm Beach State College, where she was a First Team All-State and All-Conference player. Ryan would make stops at Nicholls State and Georgia College before re-occurring knee injuries sidelined her playing career.



Chad Gibney

Years at EKU: 2nd season
Hometown: Lincoln, Neb.
Alma Mater: Wichita State
Graduation: 2014

Career Highlights

- Named EKU's assistant coach & recruiting coordinator on May 31, 2023.
- Prior to EKU, Gibney was an Assistant Coach at St. Bonaventure during the 2022-23 season.
- Before re-joining the DI ranks, Gibney was the head coach at Western Nebraska Community College from 2017-22 and led the program to a 161-24 overall record.
- Six NJCAA National Tournament appearances as the HC at WNCC.
- Four time NJCAA Region IX Coach of the Year, two time NJCAA District I Coach of the Year, and one time World Exposure Report National Coach of the Year at WNCC.
- Helped develop three NJCAA First Team All-Americans in Merle Wiehl, TK Morehouse, and Ale'jah Douglass.
- During the 2021-22 season at WNCC, Gibney led the program to a 30-3 overall record. WNCC finished fourth in the country, undefeated in league play, and won the Region IX Championship.
- From 2017-20, WNCC won 54 consecutive home games and 49 straight conference games. WNCC was a top 25 program in the NJCAA poll in all six years Gibney led the program.
- Joined the Wichita State Men's Basketball staff as a student manager on Gregg Marshall's staff from 2010-14.



Felicia Aiyeotan

Years at EKU: 2nd season
Hometown: Lagos, Nigeria
Alma Mater: Virginia
Graduation: 2020

Career Highlights



2024-25 SCHEDULE

SCHEDULE

DATE	OPPONENT	LOCATION	TV	TIME
Nov. 4	at LSU	Baton Rouge, La.	SECN+	8 PM
Nov. 8	Tennessee State [^]	Berea, Ky.	ESPN+	7 PM
Nov. 10	at Southern Illinois	Carbondale, Ill.	ESPN+	3 PM
Nov. 14	at Michigan State	East Lansing, Mich.	B10+	6:30 PM
Nov. 17	Southeast Missouri [^]	Berea, Ky.	ESPN+	3 PM
Nov. 23	at Radford	Radford, Va.	ESPN+	2 PM
Nov. 25	at Hampton	Hampton, Va.	TBD	7 PM
Nov. 27	Maryville College [^]	Berea, Ky.	ESPN+	2 PM
Nov. 30	at Northern Kentucky	Highland Heights, Ky.	TBD	TBD
Dec. 11	at Hawaii Hilo	Hilo, Hawaii	TBD	TBD
Dec. 16	Indiana State [%]	Lexington, Ky.	ESPN+	2 PM
Dec. 17	Northern Illinois [%]	Lexington, Ky.	ESPN+	6 PM
Dec. 29	at Samford	Birmingham, Ala.	TBD	3 PM
Jan. 2	at Austin Peay [*]	Clarksville, Tenn.	ESPN+	7 PM
Jan. 4	at Lipscomb [*]	Nashville, Tenn.	ESPN+	3 PM
Jan. 8	at West Georgia [*]	Carrollton, Ga.	ESPN+	7 PM
Jan. 11	North Alabama [*]	Richmond, Ky.	ESPN+	1 PM
Jan. 16	Austin Peay [*]	Richmond, Ky.	ESPN+	7 PM
Jan. 18	Bellarmine [*]	Richmond, Ky.	ESPN+	4 PM
Jan. 23	at Stetson [*]	DeLand, Fla.	ESPN+	7 PM
Jan. 25	at Florida Gulf Coast [*]	Fort Myers, Fla.	ESPN+	2 PM
Jan. 30	Jacksonville [*]	Richmond, Ky.	ESPN+	7 PM
Feb. 1	North Florida [*]	Richmond, Ky.	ESPN+	1 PM
Feb. 6	Stetson [*]	Richmond, Ky.	ESPN+	7 PM
Feb. 8	Florida Gulf Coast [*]	Richmond, Ky.	ESPN+	2 PM
Feb. 12	at Queens [*]	Charlotte, N.C.	ESPN+	7 PM
Feb. 15	at Bellarmine [*]	Louisville, Ky.	ESPN+	2 PM
Feb. 20	at North Florida [*]	Jacksonville, Fla.	ESPN+	5 PM
Feb. 22	at Jacksonville [*]	Jacksonville, Fla.	ESPN+	2 PM
Feb. 27	Central Arkansas [*]	Richmond, Ky.	ESPN+	7 PM
March 1	Lipscomb [*]	Richmond, Ky.	ESPN+	4 PM

NOTES

All times ET and subject to change

Home games in BOLD

Home games on ESPN+ unless noted otherwise

KEY

[^] - Played at Seabury Center (Berea, Ky.)

[%] - ECU MTE Played at Clive M. Beck Center (Lexington, Ky.)

^{*} - Atlantic Sun Conference games

[#] - Atlantic Sun Conference Tournament



LAST YEAR REVIEW

SCHEDULE

DATE	OPPONENT	RESULT	SITE	ATTENDANCE
Nov. 6	HANOVER COLLEGE	W, 94-43	Richmond, Ky.	608
Nov. 9	at SIU Edwardsville	W, 74-72	Edwardsville, Ill.	473
Nov. 11	NORTHERN KENTUCKY	W, 86-75	Richmond, Ky.	674
Nov. 15 %	at Evansville	W, 77-75	Evansville, Ind.	323
Nov. 18 ^	vs. UAB	W, 68-64	Anchorage, Alaska	1,613
Nov. 19 ^	vs. No. 4 Utah	L, 72-117	Anchorage, Alaska	2,329
Nov. 25	CAMPBELLSVILLE-HARROD.	W, 100-25	Richmond, Ky.	441
Dec. 4	SIMMONS COLLEGE	W, 94-38	Richmond, Ky.	355
Dec. 6	MIAMI (OHIO)	W, 85-55	Richmond, Ky.	2,136
Dec. 10	at Tennessee	L, 63-72	Knoxville, Tenn.	7,785
Dec. 15	at Tennessee State	W, 79-69	Nashville, Tenn.	174
Dec. 17	at Chattanooga	L, 44-52	Chattanooga, Tenn.	1,322
Dec. 19	at Southeast Missouri	W, 57-48	Cape Girardeau, Mo.	510
Dec. 29	SAMFORD	W, 59-54	Richmond, Ky.	458
Jan. 4 *	at Lipscomb	L, 59-64	Nashville, Tenn.	233
Jan. 6 *	at Austin Peay	L, 52-62	Clarksville, Tenn.	1,907
Jan. 13 *	at Bellarmine	W, 79-66	Louisville, Ky.	457
Jan. 18 *	CENTRAL ARKANSAS	W, 65-58	Richmond, Ky.	524
Jan. 20 *	NORTH ALABAMA	W, 67-58	Richmond, Ky.	1,116
Jan. 25 *	at Jacksonville	W, 59-51	Jacksonville, Fla.	350
Jan. 27 *	at North Florida	W, 79-56	Jacksonville, Fla.	467
Jan. 31 *	STETSON	L, 62-65	Richmond, Ky.	813
Feb. 3 *	at Florida Gulf Coast	L, 69-82	Fort Myers, Fla.	1,804
Feb. 8 *	QUEENS	W, 88-67	Richmond, Ky.	351
Feb. 10 *	KENNESAW STATE	W, 69-66	Richmond, Ky.	781
Feb. 15 *	at North Alabama	W, 84-57	Florence, Ala.	1,142
Feb. 17 *	at Central Arkansas	L, 49-83	Conway, Ark.	434
Feb. 20	at Chicago State	W, 85-63	Chicago, Ill.	313
Feb. 24 *	BELLARMINE	W, 72-67	Richmond, Ky.	611
Feb. 29 *	AUSTIN PEAY	L, 55-63	Richmond, Ky.	470
Mar. 2 *	LIPSCOMB	L, 68-71	Richmond, Ky.	811
Mar. 9 #	at No. 4 Lipscomb	W, 99-68	Nashville, Tenn.	276
Mar. 12 #	at No. 3 Central Arkansas	L, 57-68	Conway, Ark.	1,845
Mar. 20 \$	at Purdue Fort Wayne	L, 75-83	Fort Wayne, Ind.	559

KEY

% - Tri State Challenge (Various Sites)
 ^ - 2023 Great Alaska Shootout (Anchorage, Alaska)
 * - ASUN Conference games
 # - ASUN Conference Tournament
 \$ - 2024 WNIT (Various Sites)

ATTENDANCE FIGURES

Home	10,149 in 14 games	724 avg.
Road	20,374 in 18 games	1,131 avg.
Neutral	3,942 in 2 games	1,971 avg.
Total	34,465 in 34 games	1,013 avg.

GAME-BY-GAME

	FG-A	Pct.	3FG-A	Pct.	FT-A	Pct.	O/D/T	PF	A	TO	B	S	1	2	TP
EKU	35-82	.427	7-25	.280	17-25	.680	28-22-50	14	21	11	1	15	46	48	94
Hanover College	17-44	.386	4-11	.364	5-8	.625	7-22-29	19	8	35	5	6	24	19	43
EKU	27-67	.403	5-21	.238	15-25	.600	18-21-39	21	17	17	1	8	32	42	74
at SIU Edwardsville	24-55	.436	7-18	.389	17-19	.895	9-26-35	26	17	22	3	4	30	42	72
EKU	28-67	.418	4-16	.250	26-34	.765	15-28-43	22	18	12	3	9	47	39	86
Northern Kentucky	25-59	.424	6-17	.353	19-24	.792	9-27-36	25	10	19	2	5	34	41	75
EKU	27-63	.429	9-20	.450	14-18	.778	8-24-32	29	15	20	2	10	26	51	77
at Evansville	24-55	.436	2-9	.222	25-33	.758	11-30-41	24	10	23	2	9	28	47	75
EKU	25-64	.391	4-15	.267	14-20	.700	11-32-43	11	17	15	2	7	37	31	68
vs. UAB	22-64	.344	9-25	.360	11-15	.733	12-31-43	16	13	17	5	11	34	30	64
EKU	29-66	.439	7-18	.389	7-9	.778	8-14-22	14	19	17	1	6	32	40	72
vs. No. 4 Utah	44-67	.657	18-28	.643	11-12	.917	10-29-39	16	30	14	3	10	51	66	117
EKU	44-91	.484	4-22	.182	8-13	.615	24-37-61	5	29	4	7	14	36	64	100
Campbellsville-Harrod.	10-54	.185	3-16	.188	2-4	.500	6-25-31	13	6	27	2	0	13	12	25
EKU	38-69	.551	7-15	.467	11-17	.647	16-33-49	9	22	17	5	14	51	43	94
Simmons College	15-60	.250	3-15	.200	5-6	.833	11-18-29	14	9	28	6	5	21	17	38
EKU	28-66	.424	10-30	.333	19-24	.792	17-23-40	11	22	13	4	9	41	44	85
Miami (Ohio)	22-52	.423	3-11	.273	8-12	.667	9-24-33	20	12	24	1	6	27	28	55
EKU	23-66	.348	6-15	.400	11-16	.688	12-24-36	20	15	18	0	10	31	32	63
at Tennessee	25-62	.403	6-23	.261	16-22	.727	14-33-47	17	17	22	3	9	36	36	72
EKU	28-56	.500	9-24	.375	14-24	.583	8-23-31	18	15	17	3	11	36	43	79
at Tennessee State	27-61	.443	7-19	.368	8-15	.533	13-24-37	22	14	21	3	8	32	37	69
EKU	16-47	.340	4-9	.444	8-17	.471	8-27-35	17	5	24	1	3	19	25	44
at Chattanooga	19-47	.404	3-13	.231	11-15	.733	4-22-26	19	6	14	4	9	22	30	52
EKU	20-56	.357	3-16	.188	14-17	.824	8-29-37	24	13	23	1	7	24	33	57
at Southeast Missouri	13-59	.220	3-19	.158	19-28	.679	12-25-37	25	6	19	3	11	35	13	48
EKU	21-58	.362	6-19	.316	11-20	.550	15-25-40	10	14	13	3	6	24	35	59
Samford	20-50	.400	7-16	.438	7-9	.778	6-25-31	17	13	18	2	5	24	30	54
EKU	22-62	.355	4-19	.211	11-16	.688	11-24-35	16	10	13	3	9	27	32	59
at Lipscomb	23-54	.426	5-12	.417	13-18	.722	9-31-40	16	8	16	5	7	31	33	64
EKU	18-72	.250	5-20	.250	11-13	.846	17-20-37	23	9	14	4	10	18	34	52
at Austin Peay	21-48	.438	3-10	.300	17-23	.739	8-38-46	18	10	25	5	6	28	34	62
EKU	25-62	.403	8-23	.348	21-27	.778	11-27-38	21	11	12	3	11	41	38	79
at Bellarmine	21-58	.362	7-23	.304	17-22	.773	12-29-41	21	14	21	3	8	24	42	66
EKU	25-62	.403	4-13	.308	11-18	.611	11-26-37	12	11	13	0	6	24	41	65
Central Arkansas	25-56	.446	3-14	.214	5-8	.625	7-30-37	18	10	19	6	10	29	29	58
EKU	23-64	.359	2-10	.200	19-24	.792	20-30-50	20	15	23	3	10	30	37	67
North Alabama	20-58	.345	6-19	.316	12-18	.667	9-23-32	22	10	19	4	10	27	31	58
EKU	24-55	.436	6-17	.353	5-7	.714	13-25-38	19	12	23	1	10	32	27	59
at Jacksonville	20-58	.345	2-16	.125	9-16	.563	13-15-28	14	5	16	4	14	26	25	51
EKU	27-61	.443	3-13	.231	22-26	.846	8-32-40	15	7	13	2	9	37	42	79
at North Florida	21-58	.362	8-29	.276	6-16	.375	8-25-33	18	7	21	2	3	33	23	56
EKU	20-54	.370	6-14	.429	16-21	.762	11-22-33	17	11	12	2	6	37	25	62
Stetson	23-49	.469	4-12	.333	15-20	.750	8-26-34	18	12	15	5	6	22	43	65
EKU	29-63	.460	4-15	.267	7-11	.636	12-23-35	17	11	14	1	3	34	35	69
at Florida Gulf Coast	29-60	.483	10-32	.313	14-18	.778	9-25-34	16	20	11	3	6	43	39	82
EKU	30-59	.508	11-23	.478	17-25	.680	18-27-45	18	19	20	4	4	51	37	88
Queens	27-62	.435	3-14	.214	10-18	.556	13-16-29	26	10	15	1	12	26	41	67
EKU	26-57	.456	5-14	.357	12-15	.800	13-24-37	11	18	16	2	9	34	35	69
Kennesaw State	26-60	.433	3-11	.273	11-14	.786	12-20-32	17	10	14	2	9	35	31	66
EKU	30-59	.508	2-10	.200	22-30	.733	12-32-44	10	9	9	3	5	37	47	84
at North Alabama	21-67	.313	9-32	.281	6-8	.750	14-21-35	21	11	13	6	7	23	34	57
EKU	17-55	.309	2-13	.154	13-20	.650	12-22-34	17	5	19	0	6	18	31	49
at Central Arkansas	30-60	.500	8-23	.348	15-20	.750	12-31-43	18	14	14	2	11	37	46	83
EKU	29-68	.426	4-17	.235	23-40	.575	20-28-48	17	20	12	1	12	49	36	85
at Chicago State	23-60	.383	1-10	.100	16-18	.889	9-24-33	24	13	19	5	4	32	31	63
EKU	23-64	.359	9-28	.321	17-20	.850	17-28-45	16	17	8	3	6	40	32	72
Bellarmine	25-61	.410	6-18	.333	11-14	.786	11-24-35	20	14	9	3	6	34	33	67
EKU	19-55	.345	7-20	.350	10-12	.833	4-21-25	22	10	16	1	12	20	35	55
Austin Peay	21-47	.447	3-11	.273	18-23	.783	7-32-39	18	13	20	3	6	20	43	63
EKU	24-64	.375	5-15	.333	15-18	.833	6-27-33	20	11	15	1	10	24	44	68
Lipscomb	23-52	.442	4-16	.250	21-32	.656	6-35-41	16	10	17	6	9	33	38	71
EKU	41-74	.554	9-19	.474	8-17	.471	16-36-52	27	13	16	2	8	48	51	99
at No. 4 Lipscomb	19-51	.373	9-19	.474	21-38	.553	5-21-26	19	13	16	2	5	41	27	68
EKU	22-65	.338	1-10	.100	12-25	.480	14-26-40	19	6	7	1	6	27	30	57
at No. 3 Central Arkansas	24-54	.444	3-11	.273	17-20	.850	5-36-41	21	9	13	4	4	35	33	68
EKU	22-60	.367	7-20	.350	24-26	.923	14-26-40	23	9	21	0	8	30	45	75
at Purdue Fort Wayne	27-56	.482	5-18	.278	24-29	.828	4-21-25	23	9	10	5	11	35	48	83

STATISTICS

SEASON

Name	GP-GS	Min	Avg	FG-A	Pct	3FG-A	Pct	FT-A	Pct	Off-Def-Tot	Avg	PF-FO	A	TO	Blk	Stl	Pts	Avg
Walker	29-29	894	30.8	197-500	.394	44-139	.317	92-112	.821	42-129-171	5.9	49-0	39	96	5	53	530	18.3
Turner	33-33	1059	32.1	127-306	.415	40-116	.345	67-78	.859	31-95-126	3.8	31-0	106	57	0	48	361	10.9
Recanati	34-34	1091	32.1	124-299	.415	27-82	.329	83-104	.798	35-102-137	4.0	90-4	144	130	11	55	358	10.5
Costner	24-20	667	27.8	66-140	.471	12-33	.364	36-52	.692	18-50-68	2.8	59-3	47	39	3	24	180	7.5
McGinnis	33-25	595	18.0	87-174	.500	0-0	.000	49-83	.590	78-129-207	6.3	93-5	21	32	5	17	233	6.8
Crittend.	33-16	616	18.7	65-195	.333	22-84	.262	42-49	.857	26-67-93	2.8	47-0	29	43	2	24	194	5.9
McCullou.	30-9	528	17.6	60-138	.435	0-0	.000	49-102	.480	91-125-216	7.2	71-4	15	33	30	17	169	5.6
Angeles	34-0	404	11.9	50-126	.397	24-73	.329	20-29	.690	8-14-22	0.6	43-0	26	15	2	18	144	4.2
Toussaint	31-3	306	9.9	45-113	.398	8-35	.229	15-25	.600	26-38-64	2.1	29-0	14	20	6	13	113	3.6
Thomps.	21-1	324	15.5	24-88	.273	6-21	.286	19-36	.528	7-18-25	1.2	29-0	18	20	0	12	73	3.5
Fox	24-0	184	7.7	25-46	.543	6-15	.400	7-10	.700	16-21-37	1.5	28-0	10	12	0	5	63	2.6
Lindsey	20-0	126	6.3	15-28	.536	0-0	.000	6-10	.600	12-29-41	2.1	16-0	7	10	7	3	36	1.8
Totals	34	6800		885-2153	.411	189-598	.316	485-690	.703	456-888-1344	39.5	585-16	476	517	71	289	2444	71.9
Oppon.	34	6800		776-1918	.405	183-590	.310	442-615	.719	314-884-1198	35.2	657-18	393	626	120	252	2177	64.0

CONFERENCE

Name	GP-GS	Min	Avg	FG-A	Pct	3FG-A	Pct	FT-A	Pct	Off-Def-Tot	Avg	PF-FO	A	TO	Blk	Stl	Pts	Avg
Walker	15-15	451	30.1	92-222	.414	21-68	.309	49-54	.907	16-62-78	5.2	27-0	15	51	4	27	254	16.9
Recanati	16-16	542	33.9	59-157	.376	18-46	.391	33-40	.825	21-52-73	4.6	38-1	63	61	6	25	169	10.6
Turner	15-15	467	31.1	52-132	.394	16-52	.308	31-34	.912	15-42-57	3.8	11-0	40	28	0	18	151	10.1
McGinnis	16-15	327	20.4	48-96	.500	0-0	.000	21-32	.656	41-67-108	6.8	50-2	10	17	2	5	117	7.3
Costner	16-15	450	28.1	39-92	.424	8-23	.348	27-37	.730	11-33-44	2.8	39-1	31	21	2	17	113	7.1
McCullou.	16-1	254	15.9	27-65	.415	0-0	.000	22-41	.537	39-57-96	6.0	35-1	3	12	15	12	76	4.8
Crittend.	16-2	232	14.5	20-69	.290	6-30	.200	20-23	.870	4-27-31	1.9	22-0	4	20	1	5	66	4.1
Thomps.	14-1	208	14.9	16-65	.246	3-12	.250	15-27	.556	6-11-17	1.2	16-0	9	9	0	7	50	3.6
Angeles	16-0	127	7.9	10-24	.417	7-17	.412	9-10	.900	2-5-7	0.4	18-0	4	5	0	6	36	2.3
Fox	11-0	56	5.1	8-16	.500	3-8	.375	0-0	.000	3-6-9	0.8	10-0	2	5	0	2	19	0.8
Lindsey	5-0	14	2.8	1-2	.500	0-0	.000	0-1	.000	0-1-1	0.2	2-0	1	0	1	0	2	0.4
Totals	16	3200		382-968	.395	83-267	.311	229-303	.756	196-410-606	37.9	274-5	186	240	33	126	1076	67.2
Oppon.	16	3200		376-908	.414	84-292	.288	200-288	.694	158-421-579	36.2	297-6	178	265	60	130	1036	64.7

MISC. STATISTICS



HEAD COACH RECORDS



Paula Welch
1971-72, 1973-74



Ellen Johns
1972-73
13-3




Terry Hall
1974-75
14-6



Shirley Duncan
1975-79
41-59



Dianne Murphy
1979-86
96-101



George Cox
1986-88
15-38



Larry Joe Inman
1988-08
319-244



Chrissy Roberts
2008-19
122-194

OVC

OVC TOURNAMENT

NCAA/WNIT

Year	W	L	Pct.	H	A	N	W	L	Pct.	Finish	W	L	Finish	W	L	Head Coach
1971-72	8	4	.667													Paula Welch
1972-73	13	3	.813	2-0	1-1	5-2										Ellen Johns/Jaevane Young
1973-74	17	6	.739	4-0	2-3	9-3										Paula Welch
1974-75	14	6	.700	4-2	7-1	3-3										Terry Hall
1975-76	17	3	.850	5-1	7-1	5-1										Shirley Duncan
1976-77	7	17	.292	2-5	4-6	1-6										Shirley Duncan
1977-78	12	15	.444	9-5	3-9	0-1	5	5	.500	t-4th/8						Shirley Duncan
1978-79	5	24	.172	2-10	2-13	1-1	2	8	.200	6th/7	1	2	Semifinals			Shirley Duncan
1979-80	9	19	.321	4-9	4-8	1-2	1	5	.167	6th/7						Dianne Murphy
1980-81	16	15	.516	9-6	6-8	1-1	2	4	.333	6th/7						Dianne Murphy
1981-82	14	16	.467	9-4	5-11	0-1	4	8	.333	5th/7						Dianne Murphy
1982-83	14	13	.519	8-5	5-6	1-2	4	6	.400	4th/6	0	1	First Round			Dianne Murphy
1983-84	17	11	.607	9-4	6-5	2-2	10	4	.714	t-2nd/8	0	1	Semifinals			Dianne Murphy
1984-85	18	10	.643	11-3	6-5	1-2	8	6	.571	3rd/8	0	1	Semifinals			Dianne Murphy
1985-86	8	17	.320	3-6	5-10	0-1	1	13	.071	8th/8						Dianne Murphy
1986-87	9	18	.333	8-6	1-9	0-3	4	10	.286	7th/8						George Cox
1987-88	6	20	.231	4-8	2-10	0-2	5	9	.357	6th/8						George Cox
1988-89	12	14	.462	5-5	6-9	1-0	5	7	.417	5th/7						Larry Joe Inman
1989-90	12	14	.462	6-5	5-8	1-1	6	6	.500	t-4th/7						Larry Joe Inman
1990-91	14	13	.519	9-2	4-8	1-3	7	5	.583	3rd/7	0	1	Semifinals			Larry Joe Inman
1991-92	20	9	.690	12-0	5-9	3-0	10	4	.714	t-2nd/8	1	1	Runner-Up			Larry Joe Inman
1992-93	12	15	.444	6-5	5-8	1-2	10	6	.625	t-3rd/9	0	1	Semifinals			Larry Joe Inman
1993-94	17	9	.654	8-2	7-5	2-2	12	4	.750	t-2nd/9	0	1	Quarterfinals			Larry Joe Inman
1994-95	19	9	.679	8-1	7-7	4-1	12	4	.750	t-1st/9	1	1	Semifinals			Larry Joe Inman
1995-96	11	16	.407	8-4	1-11	2-1	7	9	.438	t-4th/9	1	1	Semifinals			Larry Joe Inman
1996-97	24	6	.800	11-1	10-4	3-1	16	2	.889	1st/10	3	0	Champions	0	1	Larry Joe Inman
1997-98	20	8	.714	9-2	8-4	3-2	15	3	.833	t-1st/10	1	1	Semifinals			Larry Joe Inman
1998-99	11	16	.407	7-4	4-11	0-1	8	10	.444	6th/10	0	1	Quarterfinals			Larry Joe Inman
1999-00	13	15	.464	8-5	3-10	2-0	10	8	.556	5th/10	0	1	Quarterfinals			Larry Joe Inman
2000-01	22	6	.786	11-2	8-1	3-3	14	2	.875	2nd/9	0	1	Quarterfinals			Larry Joe Inman
2001-02	23	8	.742	11-2	9-5	3-1	13	3	.813	t-1st/9	1	1	Semifinals	1	1	Larry Joe Inman
2002-03	18	11	.621	7-5	7-5	4-1	10	6	.625	3rd/9	0	1	Quarterfinals			Larry Joe Inman



Samantha Williams
2019-21
20-33



Greg Todd
2021-present
55-42

	OVC/ASUN									OVC/ASUN TOURNAMENT			NCAA/WNIT			
Year	W	L	Pct.	H	A	N	W	L	Pct.	Finish	W	L	Finish	W	L	Head Coach
2003-04	15	15	.500	8-3	4-8	3-4	9	7	.563	t-5th/11	2	1	Runner-Up			Larry Joe Inman
2004-05	23	8	.742	13-0	7-5	3-3	15	1	.938	1st/11	3	0	Champions	0	1	Larry Joe Inman
2005-06	7	20	.259	4-8	3-11	0-1	7	13	.350	9th/11						Larry Joe Inman
2006-07	12	18	.400	6-6	4-10	2-2	9	11	.450	t-7th/11	0	1	Quarterfinals			Larry Joe Inman
2007-08	14	14	.500	7-4	4-8	3-2	9	11	.450	t-6th/11	0	1	Quarterfinals			Larry Joe Inman
2008-09	7	20	.259	5-9	2-11	0-0	4	14	.222	t-8th/10						Chrissy Roberts
2009-10	12	17	.414	5-8	5-9	2-0	8	10	.444	t-4th/10	0	1	Quarterfinals			Chrissy Roberts
2010-11	6	21	.222	6-8	0-13	0-0	3	15	.167	10th/10						Chrissy Roberts
2011-12	13	16	.448	6-6	5-7	2-3	7	9	.438	t-6th/11	1	1	Quarterfinals			Chrissy Roberts
2012-13	18	12	.600	13-1	4-8	1-3	11	5	.688	t-2nd/12	1	1	Quarterfinals			Chrissy Roberts
2013-14	17	13	.567	7-5	8-5	2-3	9	7	.563	t-3rd/12	2	1	Semifinals			Chrissy Roberts
2014-15	9	17	.346	3-8	4-8	2-1	4	12	.250	9th/12						Chrissy Roberts
2015-16	18	12	.600	9-4	6-6	3-2	10	6	.625	4th/12	2	1	Finals			Chrissy Roberts
2016-17	12	20	.375	8-5	1-11	3-4	7	9	.438	t-6th/12	2	1	Finals			Chrissy Roberts
2017-18	8	19	.296	6-7	2-12	0-0	5	13	.277	9th/12						Chrissy Roberts
2018-19	2	27	.069	2-9	0-14	0-4	0	18	.000	12th/12						Chrissy Roberts
2019-20	11	18	.379	5-9	6-9	0-0	5	13	.278	10th/12						Samantha Williams
2020-21	9	15	.375	4-6	5-9	0-0	8	12	.400	10th/12						Samantha Williams
2021-22	15	16	.484	10-5	5-11	0-0	7	9	.438	7th/12	1	1	Quarterfinals			Greg Todd
2022-23	18	14	.562	12-3	5-9	1-2	11	7	.611	5th/14	0	1	Quarterfinals			Greg Todd
2023-24	22	12	.647	11-3	10-8	1-1	9	7	.562	5th/12	1	1	Semifinals	0	1	Greg Todd
2024-25	-	-	-	-	-	-	-	-	-	-/-	-	-	-			Greg Todd
TOTALS	720	730	.496				338	352	.489		24	29		1	4	

COLONEL COACHES BY WINS

Coach	Seasons	Yrs.	Record	Pct.	Conf.	Pct.	Coach	Seasons	Yrs.	Record	Pct.	Conf.	Pct.
Larry Joe Inman	1988-08	20	319-244	.567	204-122	.626	Paula Welch	1971-72, 73-74	2	25-10	.714	-	-
Chrissy Roberts	2008-19	11	122-194	.386	68-118	.366	Samantha Williams	2019-21	2	20-33	.377	13-25	.342
Dianne Murphy	1979-86	7	96-101	.487	30-46	.395	George Cox	1986-88	2	15-38	.283	9-19	.321
Greg Todd	2021-pres.	3	55-42	.567	27-23	.540	Terry Hall	1974-75	1	14-6	.700	-	-
Shirley Duncan	1975-79	4	41-59	.410	7-13	.350	Ellen Johns/Jaevone Young	1972-73	1	13-3	.813	-	-

EKU[®]



AWARDS

All-Americans

1991	Angie Cox (Second Team, AWSA*)
1991	Jaree Goodin (Honorable Mention, AWSA*)
1992	Jaree Goodin (Fourth Team, AWSA*)
1992	Angie Cox (Honorable Mention, AWSA*)
1998 ...	Chrissy Roberts (Honorable Mention, Kodak)

Academic All-Americans

1994	Kim Mays (Third Team, CoSIDA)
1995	Kim Mays (Second Team, CoSIDA)

NCAA Edward S. Steitz Award

1997	Chrissy Roberts
------------	-----------------

AT&T Long Distance Award

1997	Chrissy Roberts
------------	-----------------

National Basketball Hall of Fame Ann Meyers Drysdale Award

2023	Antwainette Walker
------------	--------------------

The Phoenix Club of Philadelphia Dawn Staley Award

2023	Antwainette Walker
------------	--------------------

Lexington Herald-Leader**Kentucky Women's Coach of the Year**

2023	Greg Todd
------------	-----------

Lexington Herald-Leader**Kentucky Women's Player of the Year**

2023	Antwainette Walker
------------	--------------------

Conference Player of the Year

1994	Kim Mays
1995	Kim Mays
1998	Chrissy Roberts

Conference Coach of the Year

1981	Dianne Murphy
1991	Larry Joe Inman
1995	Larry Joe Inman
1997	Larry Joe Inman
2001	Larry Joe Inman
2005	Larry Joe Inman

Conference Newcomer of the Year

2023	Antwainette Walker
------------	--------------------

Conference Freshman of the Year

1994	Kim Cunningham
2005	Ashley Cazee
2009	Kayla Drake

**Larry Joe Inman**

5-time Ohio Valley
Conference Coach of
the Year

**Angie Cox**

Named Program's First
All-American in 1991

First Team All-Conference (30)

1979	Peggy Gay
1980	Loretta Coughlin
1983	Lisa Goodin
1984	Tina Cottle
1985	Tina Cottle
1989	LaTonya Fleming
1990	Kelly Cowan
1991	Kelly Cowan
1991	Angie Cox
1992	Angie Cox
1994	Kim Mays
1995	Kim Mays
1996	Samantha Young
1996	Laphelia Doss
1997	Chrissy Roberts
1998	Chrissy Roberts
1998	Laphelia Doss
1999	Charlotte Sizemore
2000	Marla Gearhart
2002	Charlotte Sizemore
2003	Teresa McNair
2004	Katie Kelly
2005	Miranda Eckerle
2008	Crystal Jones
2014	Marie Carpenter
2016	Jalen O'Bannon
2017	Jalen O'Bannon
2018	A'Queen Hayes
2023	Antwainette Walker
2024	Antwainette Walker

Second Team All-Conference (26)

1981	Tina Wermuth
1981	Lisa Goodin
1982	Lisa Goodin
1983	Tina Wermuth
1984	Lisa Goodin
1985	Angela Fletcher
1986	Angela Fletcher
1987	Carla Coffey
1988	Carla Coffey
1992	Jaree Goodin
1993	Jaree Goodin
1997	Laphelia Doss
2001	Charlotte Sizemore
2001	Candice Finley
2002	Zoey Artist
2003	Katie Kelly
2005	Pam Garrett
2005	Candis Cook
2007	Crystal Jones
2010	Alex Jones
2011	Alex Jones
2013	Alex Jones
2015	Shameekia Murray
2016	Shameekia Murray
2020	Teri Goodlett
2021	Jayla Johnson

Third Team All-Conference (1)

2024	Alice Recanati
------------	----------------

Honorable Mention All-Conference (6)

1991	Jaree Goodin
1993	Kim Mays
1994	Kim Cunningham
1995	Maisha Blanton
1997	Trina Goodrich
2003	Miranda Eckerle

Conference All-Freshman Team (19)

1978	Sandra Mukes
1980	Tina Wermuth
1981	Lisa Goodin
1983	Margy Shelton
1986	Tina Reece
1988	Kelly Cowan
1989	Angie Bryant
1989	Angie Cox
1990	Jaree Goodin
1991	Shannah McIntosh
1992	Maisha Thomas
1994	Lisa Fussell
1994	Kim Cunningham
1995	Laphelia Doss
1998	Charlotte Sizemore
2000	Teresa McNair
2001	Katie Kelly
2002	Miranda Eckerle
2002	Pam Garrett

Conference All-Newcomer Team (11)

2007	Crystal Jones
2009	Kayla Drake
2010	Alex Jones
2011	Marie Carpenter
2012	Jade Barber
2015	Shameekia Murray
2016	Jalen O'Bannon
2017	Shavontae Naylor
2018	A'Queen Hayes
2020	I'Liyah Green
2021	Jayla Johnson

Conference All-Tournament Team (17)

1979	Peggy Gay
1984	Lisa Goodin
1992	Segena Mackeroy
1992	Jaree Goodin (MVP)
1993	Jaree Goodin
1995	Maisha Blanton
1997	Laphelia Doss (MVP)
1997	Chrissy Roberts
1998	Chrissy Roberts
2002	Katie Kelly
2004	Katie Kelly
2005	Ashley Cazee
2005	Miranda Eckerle (MVP)
2014	Marie Carpenter
2016	Jalen O'Bannon
2017	Jalen O'Bannon
2024	Antwainette Walker

Conference Award Breakdown by Year

1979 (3)

..... Peggy Gay (First Team All-OVC)
 Peggy Gay (OVC All-Tournament Team)
 Sandra Mukes (OVC All-Freshman Team)

1980 (2)

..... Loretta Coughlin (First Team All-OVC)
 Tina Wermuth (OVC All-Freshman Team)

1981 (4)

..... Dianne Murphy (OVC Coach of the Year)
 Lisa Goodin (Second Team All-OVC)
 Tina Wermuth (Second Team All-OVC)
 Lisa Goodin (OVC All-Freshman Team)

1982 (1)

..... Lisa Goodin (Second Team All-OVC)

1983 (3)

..... Lisa Goodin (First Team All-OVC)
 Tina Wermuth (Second Team All-OVC)
 Margy Shelton (OVC All-Freshman Team)

1984 (3)

..... Tina Cottle (First Team All-OVC)
 Lisa Goodin (Second Team All-OVC)
 Lisa Goodin (OVC All-Tournament Team)

1985 (2)

..... Tina Cottle (First Team All-OVC)
 Angela Fletcher (Second Team All-OVC)

1986 (2)

..... Angela Fletcher (Second Team All-OVC)
 Tina Reece (OVC All-Freshman Team)

1987 (1)

..... Carla Coffey (Second Team All-OVC)

1988 (2)

..... Tina Cottle (Second Team All-OVC)
 Kelly Cowan (OVC All-Freshman Team)

1989 (3)

..... LaTonya Fleming (First Team All-OVC)
 Angie Bryant (OVC All-Freshman Team)
 Angie Cox (OVC All-Freshman Team)

1990 (2)

..... Kelly Cowan (First Team All-OVC)
 Jaree Goodin (OVC All-Freshman Team)

1991 (5)

..... Larry Joe Inman (OVC Coach of the Year)
 Angie Cox (First Team All-OVC)
 Kelly Cowan (First Team All-OVC)
 Jaree Goodin (Honorable Mention All-OVC)
 Shannah McIntosh (OVC All-Freshman Team)

1992 (5)

..... Angie Cox (First Team All-OVC)
 Jaree Goodin (Second Team All-OVC)
 Jaree Goodin (OVC All-Tournament Team)
 Segena Mackeroy (OVC All-Tournament Team)
 Maisha Thomas (OVC All-Freshman Team)

1993 (3)

..... Jaree Goodin (Second Team All-OVC)
 Jaree Goodin (OVC All-Tournament Team)
 Kim Mays (Honorable Mention All-OVC)

1994 (6)

..... Kim Mays (OVC Player of the Year)
 Kim Mays (First Team All-OVC)
 Kim Cunningham (OVC Freshman of the Year)
 Kim Cunningham (Honorable Mention All-OVC)
 Kim Cunningham (OVC All-Freshman Team)
 Lisa Fussell (OVC All-Freshman Team)

1995 (6)

..... Larry Joe Inman (OVC Coach of the Year)
 Kim Mays (OVC Freshman of the Year)
 Kim Mays (First Team All-OVC)
 Maisha Blanton (Honorable Mention All-OVC)
 Maisha Blanton (OVC All-Tournament Team)
 Laphelia Doss (OVC All-Freshman Team)

1996 (1)

..... Laphelia Doss (First Team All-OVC)
 Samantha Young (First Team All-OVC)

1997 (6)

..... Larry Joe Inman (OVC Coach of the Year)
 Chrissy Roberts (First Team All-OVC)
 Laphelia Doss (Second Team All-OVC)
 Trina Goodrich (Honorable Mention All-OVC)
 Laphelia Doss (OVC All-Tournament Team)
 Chrissy Roberts (OVC All-Tournament Team)

1998 (5)

..... Chrissy Roberts (OVC Player of the Year)
 Chrissy Roberts (First Team All-OVC)
 Laphelia Doss (First Team All-OVC)
 Charlotte Sizemore (OVC All-Freshman Team)
 Chrissy Roberts (OVC All-Tournament Team)

1999 (1)

..... Charlotte Sizemore (First Team All-OVC)

2000 (2)

..... Marla Gearhart (First Team All-OVC)
 Teresa McNair (OVC All-Freshman Team)

2001 (4)

..... Larry Joe Inman (OVC Coach of the Year)
 Candice Finley (Second Team All-OVC)
 Charlotte Sizemore (Second Team All-OVC)
 Katie Kelly (OVC All-Freshman Team)

2002 (5)

..... Charlotte Sizemore (First Team All-OVC)
 Zoey Artist (Second Team All-OVC)
 Miranda Eckerle (OVC All-Freshman Team)
 Pam Garrett (OVC All-Freshman Team)
 Katie Kelly (OVC All-Tournament Team)

2003 (3)

..... Teresa McNair (First Team All-OVC)
 Katie Kelly (Second Team All-OVC)
 Miranda Eckerle (Honorable Mention All-OVC)

2004 (2)

..... Katie Kelly (First Team All-OVC)
 Katie Kelly (OVC All-Tournament Team)

2005 (7)

..... Larry Joe Inman (OVC Coach of the Year)
 Ashley Cazee (OVC Freshman of the Year)
 Miranda Eckerle (First Team All-OVC)
 Candis Cook (Second Team All-OVC)
 Pam Garrett (Second Team All-OVC)
 Miranda Eckerle (OVC All-Tournament Team)
 Ashley Cazee (OVC All-Tournament Team)

2007 (2)

..... Crystal Jones (Second Team All-OVC)
 Crystal Jones (OVC All-Newcomer Team)

2008 (1)

..... Crystal Jones (First Team All-OVC)

2009 (2)

..... Kayla Drake (OVC Freshman of the Year)
 Kayla Drake (OVC All-Newcomer Team)

2010 (2)

..... Alex Jones (Second Team All-OVC)
 Alex Jones (OVC All-Newcomer Team)

2011 (2)

..... Alex Jones (Second Team All-OVC)
 Marie Carpenter (OVC All-Newcomer Team)

2012 (1)

..... Jade Barber (OVC All-Newcomer Team)

2013 (1)

..... Alex Jones (Second Team All-OVC)

2014 (2)

..... Marie Carpenter (First Team All-OVC)
 Marie Carpenter (OVC All-Tournament Team)

2015 (2)

..... Shameekia Murray (Second Team All-OVC)
 Shameekia Murray (OVC All-Newcomer Team)

2016 (4)

..... Jalen O'Bannon (First Team All-OVC)
 Shameekia Murray (Second Team All-OVC)
 Jalen O'Bannon (OVC All-Tournament Team)
 Jalen O'Bannon (OVC All-Newcomer Team)

2017 (3)

..... Jalen O'Bannon (First Team All-OVC)
 Jalen O'Bannon (OVC All-Tournament Team)
 Shavontae Naylor (OVC All-Newcomer Team)

2018 (2)

..... A'Queen Hayes (First Team All-OVC)
 A'Queen Hayes (OVC All-Newcomer Team)

2020 (2)

..... Teri Goodlett (Second Team All-OVC)
 I'Liyah Green (OVC All-Newcomer Team)

2021 (2)

..... Jayla Johnson (Second Team All-OVC)
 Jayla Johnson (OVC All-Newcomer Team)

2023 (2)

..... Antwainette Walker (ASUN Newcomer of the Year)
 Antwainette Walker (First Team All-ASUN)

2024 (3)

..... Antwainette Walker (First Team All-ASUN)
 Antwainette Walker (ASUN All-Tournament Team)
 Alice Recanati (Third Team All-ASUN)



Jaree Goodin

*2-Time All-American
and 6-Time Ohio Valley
Conference Honoree*



Kim Mays

*2-Time All-American
and 6-Time Ohio Valley
Conference Honoree*



Chrissy Roberts

*1-Time All-American and
1998 OVC Player
of the Year*



Antwainette Walker

*NBHOF Award Finalist
and 2023 ASUN
Newcomer of the Year*



POSTSEASON RESULTS

Conference Tournament Results

1983 (Ohio Valley Conference Tournament at Cookeville, Tenn.)

Date	Seed	Round	Opponent	Score
Mar. 8	#4	1st Round	vs. #4 Murray State	L, 56-58

1984 (Ohio Valley Conference Tournament at Murfreesboro, Tenn.)

Date	Seed	Round	Opponent	Score
Mar. 6	#4	Semifinals	vs. #2 Tennessee Tech	L, 64-70

1985 (Ohio Valley Conference Tournament at Murfreesboro, Tenn.)

Date	Seed	Round	Opponent	Score
Mar. 5	#4	Semifinals	vs. #2 Tennessee Tech	L, 65-72

1991 (Ohio Valley Conference Tournament at Cookeville, Tenn.)

Date	Seed	Round	Opponent	Score
Mar. 4	#3	Semifinals	vs. #2 Middle Tennessee	L, 84-93

1992 (Ohio Valley Conference Tournament at Cookeville, Tenn.)

Date	Seed	Round	Opponent	Score
Mar. 9	#2	Semifinals	vs. #3 Middle Tennessee	W, 72-67
Mar. 10	#2	Finals	at #1 Tennessee Tech	L, 74-81

1993 (Ohio Valley Conference Tournament at Cookeville, Tenn.)

Date	Seed	Round	Opponent	Score
Mar. 8	#3	Semifinals	vs. #2 Middle Tennessee	L, 74-87

1994 (Ohio Valley Conference Tournament at Nashville, Tenn.)

Date	Seed	Round	Opponent	Score
Mar. 5	#3	1st Round	vs. #6 Austin Peay	L, 53-64

1995 (Ohio Valley Conference Tournament at Nashville, Tenn.)

Date	Seed	Round	Opponent	Score
Mar. 4	#3	1st Round	vs. #6 UT Martin	W, 80-76
Mar. 5	#3	Semifinals	vs. #2 Tennessee Tech	L, 59-63

1996 (Ohio Valley Conference Tournament at Nashville, Tenn.)

Date	Seed	Round	Opponent	Score
Mar. 4	#4	1st Round	vs. #5 Tennessee Tech	W, 68-56
Mar. 5	#4	Semifinals	vs. #1 Austin Peay	L, 56-70

1997 (Ohio Valley Conference Tournament at Nashville, Tenn.)

Date	Seed	Round	Opponent	Score
Feb. 25	#1	1st Round	vs. #8 Tennessee State	W, 69-60
Feb. 28	#1	Semifinals	vs. #4 Morehead State	W, 67-47
Mar. 1	#1	Finals	vs. #2 Tennessee Tech	W, 69-65

1998 (Ohio Valley Conference Tournament at Nashville, Tenn.)

Date	Seed	Round	Opponent	Score
Feb. 24	#1	1st Round	vs. #8 Southeast Missouri	W, 92-75
Feb. 28	#1	Semifinals	vs. #4 Middle Tennessee	L, 62-72

1999 (Ohio Valley Conference Tournament at Nashville, Tenn.)

Date	Seed	Round	Opponent	Score
Feb. 23	#6	1st Round	vs. #3 UT Martin	L, 87-102

2000 (Ohio Valley Conference Tournament at Nashville, Tenn.)

Date	Seed	Round	Opponent	Score
Feb. 29	#5	1st Round	vs. #4 Murray State	L, 61-67

2001 (Ohio Valley Conference Tournament at Nashville, Tenn.)

Date	Seed	Round	Opponent	Score
Feb. 27	#2	1st Round	vs. #7 Morehead State	L, 89-92

2002 (Ohio Valley Conference Tournament at Louisville, Ky.)

Date	Seed	Round	Opponent	Score
Feb. 26	#1	1st Round	vs. #8 Murray State	W, 76-59
Mar. 2	#1	Semifinals	vs. #4 Austin Peay	L, 77-78 (OT)

2003 (Ohio Valley Conference Tournament at Nashville, Tenn.)

Date	Seed	Round	Opponent	Score
Mar. 4	#3	1st Round	vs. #6 Tennessee Tech	L, 65-67

2004 (Ohio Valley Conference Tournament at Nashville, Tenn.)

Date	Seed	Round	Opponent	Score
Mar. 2	#6	1st Round	at #6 Jacksonville State!	W, 65-63
Mar. 5	#6	Semifinals	vs. #2 Tennessee Tech	W, 85-74
Mar. 6	#6	Finals	vs. #1 Austin Peay	L, 51-65

! — Denotes first round game being played at campus sites (Jacksonville, Ala.)

2005 (Ohio Valley Conference Tournament at Nashville, Tenn.)

Date	Seed	Round	Opponent	Score
Mar. 1	#1	1st Round	vs. #8 Murray State	W, 94-69
Mar. 4	#1	Semifinals	vs. #4 Jacksonville State	W, 62-60
Mar. 5	#1	Finals	vs. #2 Southeast Missouri	W, 84-73 (2OT)

2007 (Ohio Valley Conference Tournament at Nashville, Tenn.)

Date	Seed	Round	Opponent	Score
Feb. 27	#7	1st Round	at #2 Murray State!	L, 66-68

! — Denotes first round game being played at campus sites (Murray, Ky.)

2008 (Ohio Valley Conference Tournament at Nashville, Tenn.)

Date	Seed	Round	Opponent	Score
Mar. 4	#7	1st Round	at #2 Samford!	L, 56-69

! — Denotes first round game being played at campus sites (Birmingham, Ala.)

2010 (Ohio Valley Conference Tournament at Nashville, Tenn.)

Date	Seed	Round	Opponent	Score
Mar. 2	#5	1st Round	at #4 UT Martin	L, 47-51

! — Denotes first round game being played at campus sites (Martin, Tenn.)

2012 (Ohio Valley Conference Tournament at Nashville, Tenn.)

Date	Seed	Round	Opponent	Score
Feb. 29	#6	1st Round	vs. #7 Tennessee State	W, 70-55
Mar. 1	#6	Quarterfinals	vs. #3 Tennessee Tech	L, 65-81

2013 (Ohio Valley Conference Tournament at Nashville, Tenn.)

Date	Seed	Round	Opponent	Score
Mar. 6	#5	1st Round	vs. #8 Murray State	W, 62-51
Mar. 7	#5	Quarterfinals	vs. #4 UT Martin	L, 63-78

2014 (Ohio Valley Conference Tournament at Nashville, Tenn.)

Date	Seed	Round	Opponent	Score
Mar. 5	#5	1st Round	vs. #8 Eastern Illinois	W, 75-52
Mar. 6	#5	Quarterfinals	vs. #4 Tennessee State	W, 79-75
Mar. 7	#5	Semifinals	vs. #1 UT Martin	L, 45-97

2016 (Ohio Valley Conference Tournament at Nashville, Tenn.)

Date	Seed	Round	Opponent	Score
Mar. 3	#4	1st Round	vs. #5 Austin Peay	W, 82-68
Mar. 4	#4	Semifinals	vs. #8 Murray State	W, 63-52
Mar. 5	#4	Finals	vs. #2 Belmont	L, 63-95

2017 (Ohio Valley Conference Tournament at Nashville, Tenn.)

Date	Seed	Round	Opponent	Score
Mar. 1	#7	1st Round	vs. #2 Morehead State	W, 73-67
Mar. 3	#7	Semifinals	vs. #3 SIU Edwardsville	W, 61-58
Mar. 4	#7	Finals	vs. #1 Belmont	L, 64-94

2022 (Atlantic Sun Conference Tournament Campus Sites)

Date	Seed	Round	Opponent	Score
Mar. 2	#3W	1st Round	vs. #6E Kennesaw State	W, 71-57
Mar. 6	#3W	Quarterfinals	at #2E Liberty	L, 57-77

2023 (Atlantic Sun Conference Tournament Campus Sites)

Date	Seed	Round	Opponent	Score
Mar. 5	#5	Quarterfinals	at #4 Austin Peay	L, 55-73

2024 (Atlantic Sun Conference Tournament Campus Sites)

Date	Seed	Round	Opponent	Score
Mar. 9	#5	Quarterfinals	at #4 Lipscomb	W, 99-68
Mar. 12	#5	Semifinals	at #3 Central Arkansas	L, 57-68

National Postseason Tournament Results

1997 (NCAA Tournament at Host Sites)

Date	Seed	Round	Opponent	Score
Mar. 14	#15	1st Round	at #2 Georgia	L, 55-91

! – Denotes first round game being played at host sites (Athens, Ga.)

2002 (Women's National Invitational Tournament at Campus Sites)

Date	Seed	Round	Opponent	Score
Mar. 13		1st Round	at Missouri State!	W, 72-65 (OT)
Mar. 17		2nd Round	vs. Alabama	L, 77-99

! – Denotes first round game being played at campus sites (Springfield, Mo.)

2005 (NCAA Tournament at Host Sites)

Date	Seed	Round	Opponent	Score
Mar. 19	#12	1st Round	vs. #5 Arizona State	L, 65-87

! – Denotes first round game being played at host sites (Fresno, Calif.)

2013 (Women's Basketball Invitational at Campus Sites)

Date	Seed	Round	Opponent	Score
Mar. 20		1st Round	at Elon!	L, 61-68

! – Denotes first round game being played at campus sites (Elon, N.C.)

2024 (Women's National Invitational Tournament at Campus Sites)

Date	Seed	Round	Opponent	Score
Mar. 20		1st Round	at Purdue Fort Wayne!	L, 75-83

! – Denotes first round game being played at campus sites (Fort Wayne, Ind.)

RECORD VERSUS ALL OPPONENTS IN NATIONAL POSTSEASON TOURNAMENTS

Alabama	0-1
Arizona State	0-1
Elon	0-1
Georgia	0-1
Missouri State	1-0
Purdue Fort Wayne	0-1
TOTALS	1-5



CHAMPIONSHIP RECAPS



Official Basketball Box Score - Game Totals - Final Statistics
Tennessee Tech University vs Eastern Kentucky University
03/01/97 3:30 p.m. at Nashville, Tenn. (Nashville Arena)



Tennessee Tech University 65 • 18-11

#	Player	Total			3-Ptr			Rebounds			PF	TP	A	TO	Blk	Stl	Min
		FG	FGA	FT	FTA	Off	Def	Total									
24	CLARK, Amber	f	5-9	0-0	6-6	1	10	11	3	16	0	3	0	1	38		
24	BALDWIN, Andrea	f	0-3	0-0	0-0	0	5	5	2	0	3	1	0	2	24		
51	SENG, Diane	c	15-21	0-0	5-11	2	6	8	4	35	0	5	0	0	35		
18	CLABOUGH, Becky	g	1-6	0-0	2-2	0	2	2	4	4	4	8	0	1	36		
23	VANWINKLE, Leslie	g	2-4	0-1	0-0	0	2	2	3	4	5	3	0	2	30		
12	PARKS, Ann		1-1	0-0	2-4	1	1	2	0	4	1	1	0	0	19		
28	CLARBY, Shannon		0-1	0-1	0-0	0	1	1	1	0	0	0	0	0	9		
21	CARMICHAEL, Collin		1-2	0-0	0-0	3	0	3	1	2	0	1	0	0	9		
Team						1	3	4									
Totals			25-47	0-2	15-23	8	30	38	18	65	13	22	0	6	200		
FG % 1st Half: 13-28		50.0%	2nd half: 12-21	57.1%	Game: 25-47	53.2%	Deadball										
3FG % 1st Half: 0-1		0.0%	2nd half: 0-1	0.0%	Game: 0-2	0.0%	Rebounds										
FT % 1st Half: 4-9		44.4%	2nd half: 11-14	78.6%	Game: 15-23	65.2%											

Eastern Kentucky University 69 • 24-5

#	Player	Total			3-Ptr			Rebounds			PF	TP	A	TO	Blk	Stl	Min
		FG	FGA	FT	FTA	Off	Def	Total									
14	DAVIS, Stephany	f	2-6	0-1	2-2	3	1	4	3	6	1	2	0	4	34		
20	DOSS, Laphelia	f	10-24	0-0	2-2	8	6	14	3	22	1	1	0	2	30		
45	BROWNING, Shannon	c	4-7	2-4	0-0	0	3	3	1	10	1	1	0	2	16		
12	DAVIS, Tiffany	g	2-3	0-0	2-4	2	0	2	3	6	0	3	0	1	14		
25	ROBERTS, Chrissy	g	2-6	0-1	1-2	0	5	5	2	5	1	2	0	1	35		
01	GEARHART, Marie		0-2	0-1	1-2	0	1	1	0	1	1	1	0	1	10		
11	PACE, Lisa		0-3	0-2	0-0	0	2	2	1	0	2	0	0	1	15		
15	GOODRICH, Trina		1-3	0-0	6-9	1	0	1	2	8	2	0	0	1	11		
22	KING, Jennifer		0-4	0-0	0-0	0	1	1	2	0	2	0	0	0	12		
42	DUES, Cathy		0-0	0-0	0-0	0	0	0	0	0	0	0	0	0	2		
44	REID, Amanda		5-6	0-1	1-2	0	2	2	4	11	0	1	0	0	21		
Team						0	0	0									
Totals			26-64	2-10	15-23	14	21	35	21	69	11	11	0	13	200		
FG % 1st Half: 13-33		39.4%	2nd half: 13-31	41.9%	Game: 26-64	40.6%	Deadball										
3FG % 1st Half: 1-3		33.3%	2nd half: 1-7	14.3%	Game: 2-10	20.0%	Rebounds										
FT % 1st Half: 6-10		60.0%	2nd half: 9-13	69.2%	Game: 15-23	65.2%											

Officials: Donna Fielden, Jay Archer
Technical fouls: Tennessee Tech University-None, Eastern Kentucky University-None
Attendance: 1,000
1997 Ohio Valley Conference Tournament - Championship
#2 Tennessee Tech vs. #1 seed Eastern Kentucky

Score by periods	1st	2nd	Total
Tennessee Tech University	30	35	65
Eastern Kentucky University	33	36	69

Last Fgt - TTU, EKU.
Largest lead - TTU None, EKU None.

Points	In	Out	2nd	Fast	Break
TTU	0	3	0	0	0
EKU	0	3	0	0	0

Score tied - 0 times.
Lead changed - 0 times.

LADY COLONELS TO GO 'DANCING'

Richmond Register (March 2, 1997)
by Keith Taylor

NASHVILLE, Tenn. - Trina Goodrich's chances of playing were "slim to none."

That didn't matter.

Goodrich, a noted do-or-die player who suffered a severe ankle sprain in Friday's semifinal victory over Morehead State, came off the bench to score eight points - four in the closing minutes that helped Eastern Kentucky University post a 69-65 victory over Tennessee Tech here Saturday in the finals of the Ohio Valley Conference Tournament.

The victory gave ECU its first-ever OVC Tournament crown. And another first in school history - automatic berth to the NCAA tournament.

"This is what we talked about all season long," junior guard Lisa Pace said. "Our name is in the NCAA bracket."

The emotion varied from hugs and smiles to tears.

"This is the best feeling I've ever had," said ECU guard Chrissy Roberts, who was named to the five-member all-tournament team. "This is the kind of thing that you dream about, and a dream came true."

"I can't stop crying. I'm just happy we're going to the NCAA," ECU coach Larry Joe Inman, who guided Middle Tennessee to four OVC tournament titles and four NCAA appearances in the early 1980s, became the first coach in Ohio Valley Conference history to guide two schools to what is known as the "Big Dance."

"I'm just elated and ecstatic," said Inman, whose

team had won 20 of its last 21 games, including its last 11 games. "This is a wonderful thing to go to for the first time. Our defense rose to the occasion."

On the offensive side, Inman said he couldn't "single out" any outstanding performances but Goodrich's outing under the circumstances down the stretch couldn't be ignored or overlooked.

The Berea product punched in a clutch jumper that helped spark an 8-0 ECU run after Tennessee Tech had claimed a 60-58 lead with 4:30 left.

"The same thing has happened that has happened all year long, somebody stepped up," Inman said.

Goodrich added two free throws, had one steal and forced another, during that span that gave the Lady Colonels a 66-60 advantage with 2:06 remaining.

"It was the burning desire to compete and love for the game that got me out to play," Goodrich said.

When I came in the last time, I just told myself to contribute and help the team anyway I could."

The Eaglettes closed the gap to within one point on Becky Clabough's two free throws with 1:14 remaining but Laphelia Doss snagged her own missed shot with a put-back that kept ECU in the driver's seat.

"We were playing for respect," said Doss, who was named the tournament's most valuable player. "Some people said that the OVC regular season title was a fluke and we wanted to prove that it wasn't."

Doss scored 22 points, but her inside play was slightly overshadowed by Diane Seng's 35-point outing that kept Tennessee Tech afloat until the freshman center and her teammates started wearing out down the stretch.

"We fought back, but we never got control," said Tennessee Tech coach Bill Worrell, whose team controlled a 10-4 lead only to see it fall in opening minutes of the first half.

"Like I said yesterday (Friday) about us ... they had the lead at the right time."

"You've got to go to your money-maker (late in the game), that's what we were trying to do," Tech forward Amber Clark said.

Seng and Clark almost single-handedly carried Tech to another OVC title. Both players combined for 51 of the Eaglettes 65 points.

"We tried to slow her (Seng) down a little bit," Inman said, "but I thought the key to the game was the good job we did on Tech's other people."

Amanda Reid contributed to the Lady Colonels' scoring with 11 points, followed by Shannon Browning with 10.

"Their post players hurt us," Worrell said.

ECKERLE MONEY IN EKU'S BANK

Richmond Register (March 6, 2005)

by Nathan Hutchinson

NASHVILLE, Tenn. – After the final seconds ticked off the clock in the second overtime, Miranda Eckerle jumped into the arms of fellow senior Candis Cook, who lifted her off the ground in a joyful embrace.

It was a fitting way to celebrate an intense, competitive and emotional Ohio Valley Conference Tournament championship game.

"I just told her I loved her," Cook said. "We've grown so close as teammates and friends over the years. We just care for each other so much. I just have so much respect for her."

It was Eckerle's heroics that eventually led to that heart-felt moment.

The senior forward scored 16 of her game-high 29 points in overtime as the Lady Colonels picked up a thrilling 84-73 win over Southeast Missouri State Saturday in the Ohio Valley Conference Tournament Championship at the Gaylord Entertainment Center. Eckerle played the final 17 minutes of the game with four fouls, but still made almost all the key plays that carried the Lady Colonels to their first OVC Tournament title since 1997.

EKU's 15th straight win gave the school only its second conference tournament title and gave the Lady Colonels an automatic bid to the NCAA Tournament.

"She's money in the bank," EKU coach Larry Joe Inman said of Eckerle. "When you need a deposit you know exactly where to go. She took care of business."

Laura Shelton made sure the Lady Colonels got to overtime, then Eckerle took over from there. EKU trailed 60-58 with 8.7 seconds left after Natalie Purcell hit a go-ahead jumper. Shelton, who finished with 14 points, got the ball, rushed the length of the court and connected on a tough hanging layup in the lane before the buzzer.

"That was a big shot for her because she had been knocked to the floor earlier in the game and she was starting to get down on herself," Inman said.

Eckerle drew the fifth foul on OVC Player of the Year Tatiana Conceicao just 15 seconds into the overtime and made a series of spectacular plays in the middle after the 6-foot-2 junior center was forced to the bench.

The OVC Tournament's Most Valuable Player scored all six of EKU's points in the first overtime and gave her team a six-point lead with a putback early in the second extra session.

"She hit some great shots," SEMO coach B.J. Smith said. "She did a great job late."

Purcell and Katrisha Dunn both hit three pointers in the first OT, giving SEMO a 66-64 lead in the final minute. Eckerle tied the game with 43.5 seconds left, then drew an offensive foul on the next Redhawk possession.

Freshman Ashley Cazee, EKU's other All-Tournament selection, missed a shot at the buzzer.

"It was kind of miraculous," Inman said of Eckerle's performance. "They kept going at her and she kept stepping up. We were real fortunate she didn't foul out."



Official Basketball Box Score - Game Totals - Final Statistics
Southeast Missouri State vs Eastern Kentucky University
E30505 12:00 p.m. at Nashville, Tenn. (Gaylord Entertainment)



Southeast Missouri State 73 • 22-8

#	Player	Total			3-Ptr			Rebounds			PF	TP	A	TO	Rls	Fol	Min
		FG	FGA	FT	FG	FGA	FT	Off	Def	Total							
02	Owlsley, Wanika	2-7	0-2	3-5	0	2	2	4	7	7	4	0	0	0	0	0	39
15	Conceicao, Tatiana	4-10	0-1	5-6	2	2	4	5	13	2	6	1	2	3	1	2	31
22	Russias, Brandi	3-10	0-1	1-2	3	3	6	5	7	2	2	0	2	3	0	2	34
24	Jackson, Simone	3-4	0-0	0-2	2	0	2	1	6	2	3	0	1	2	0	1	29
28	Brown, Chandra	4-5	0-0	2-2	1	7	8	5	10	0	2	1	3	2	1	3	25
01	Ryan, Tiffanie	1-4	1-2	0-0	1	1	2	3	3	2	0	1	1	0	1	1	20
18	Dunn, Katrisha	3-8	3-8	0-0	0	1	1	4	9	0	2	0	1	1	0	1	33
11	Purcell, Natalie	6-16	4-11	0-0	2	4	6	5	16	3	2	0	2	2	0	2	35
13	Evans, Leanne	0-0	0-0	2-2	0	0	0	0	0	0	2	0	1	1	0	1	2
13	Mueggengberg, Rachel	0-1	0-1	0-0	0	0	0	0	0	0	0	0	0	0	0	0	2
Team																	
Totals		26-65	8-26	13-19	16	21	37	32	73	19	24	3	12	3	12	250	

FG % 1st Half:	9-23	39.1%	2nd half:	12-27	44.4%	OT:	5-15	33.3%	Game:	26-65	40.0%	Double	
3FG % 1st Half:	1-4	25.0%	2nd half:	5-9	55.6%	OT:	3-8	37.5%	Game:	9-26	34.6%	Rebounds	3
FT % 1st Half:	9-10	90.0%	2nd half:	3-6	50.0%	OT:	1-3	33.3%	Game:	23-29	79.3%		

Eastern Kentucky University 84 • 23-7

#	Player	Total			3-Ptr			Rebounds			PF	TP	A	TO	Rls	Fol	Min
		FG	FGA	FT	FG	FGA	FT	Off	Def	Total							
28	ECKERLE, Miranda	11-17	0-0	7-10	4	8	12	4	29	4	4	1	2	4	1	2	48
42	COOK, Candis	4-8	0-0	1-2	4	5	9	3	9	2	3	0	1	1	0	1	44
45	GARRETT, Pam	1-6	0-0	2-2	2	1	3	5	4	1	1	0	1	1	0	1	16
12	SHELTON, Laura	4-8	0-0	6-7	0	1	1	2	14	2	5	0	1	1	1	1	31
30	ARNOLD, Tamara	1-2	1-1	1-3	0	1	1	1	4	1	4	0	1	1	1	1	29
15	CAZEE, Ashley	5-12	2-4	2-2	0	2	2	1	14	1	4	0	0	0	0	0	42
23	BOWERS, Tamika	0-0	0-0	0-0	0	0	0	0	0	0	0	0	0	0	0	0	1
23	HOIST, Nancy	0-1	0-0	2-2	0	1	1	2	2	0	1	0	1	0	0	0	13
48	JOHNSON, Klejon	3-5	0-0	2-5	3	3	6	1	8	2	2	1	2	2	1	2	26
Team																	
Totals		28-59	3-5	23-33	16	26	42	19	84	13	24	2	8	2	8	250	

FG % 1st Half:	11-22	50.0%	2nd half:	11-23	47.8%	OT:	7-14	50.0%	Game:	28-59	47.5%	Double	
3FG % 1st Half:	2-3	66.7%	2nd half:	1-1	100.0%	OT:	3-8	37.5%	Game:	9-26	34.6%	Rebounds	3
FT % 1st Half:	8-12	66.7%	2nd half:	9-7	71.4%	OT:	18-14	71.4%	Game:	23-33	69.7%		

Officials: Jay Davis, Leslie Claybrook, Scott Starkey
Technical fouls: Southeast Missouri State-None, Eastern Kentucky University-None
Attendance: 1024

2005 Ohio Valley Conference Tournament - Championship Game
#2 seed Southeast Missouri vs. #1 seed Eastern Kentucky

Score by periods	1st	2nd	OT	OT2	Total
Southeast Missouri State	28	32	5	7	73
Eastern Kentucky University	32	28	5	18	84

Last FG - SEMO 01:20-01:38, EKU 01:21-01:45.
Largest lead - SEMO by 9 1st-01:25, EKU by 12 01:21-01:33.

Points	In	OT	2nd	Final	Reb
SEMO	38	21	6	4	30
EKU	48	22	21	4	24

Score tied - 5 times.
Lead changed - 11 times.



INDIVIDUAL RECORDS

POINTS**GAME**

1.	Kim Mays vs. Western Michigan (12/2/1994)	44
2.	Marie Carpenter vs. Alabama A&M (11/14/2013)	41
	Jaree Goodin at UT Martin (2/27/1993)	41
4.	Michaela Hunter at Tennessee Tech (1/24/2015)	40
5.	Kim Mays vs. UT Martin (1/28/1995)	39
6.	Antwainette Walker at Evansville (11/15/2023)	38
	Jaree Goodin vs. Marshall (2/14/1990)	38
8.	Laura Shelton at Austin Peay (12/10/05)	37
	Marla Gearhart at Eastern Illinois (1/27/2000)	37
	Kim Mays at Georgia Southern (11/25/1994)	37
11.	Carla Coffey vs. Morehead State (2/20/10)	36
12.	Kim Mays at Austin Peay (1/17/1994)	35
13.	Jalen O'Bannon vs. Eastern Illinois (1/7/2017)	34
	Shameekia Murray at Saint Francis (12/21/2015)	34
	Alex Jones at Morehead State (2/20/2010)	34
16.	Antwainette Walker vs. Austin Peay (2/4/2023)	33
	Kayla Drake at Chicago State (11/16/2008)	33
	Niki Avery vs. Penn (12/30/2007)	33
	Katie Kelly vs. Baylor (12/5/2003)	33
	Charlotte Sizemore vs. Charleston (11/21/1999)	33
	Kim Mays at Southeast Missouri (1/7/1995)	33
	Carla Coffey vs. Tennessee Tech (2/23/1987)	33
	Angela Fletcher at Youngstown State (1/13/1986)	33
24.	Angie Cox vs. Murray State (1/28/1991)	32
	Kelly Cowan at Morehead State (1/8/1991)	32
	Kelly Cowan at Georgia (1/28/1990)	32
	Angela Fletcher at Akron (2/9/1985)	32
	Marla Gearhart vs. Austin Peay (2/10/2000)	32
	Marla Gearhart vs. Tennessee Tech (1/8/2000)	32
	Jaree Goodin at Tennessee Tech (3/10/1992)	32
	Cathy Snipes vs. Tennessee Tech (1/30/1988)	32
32.	Alex Jones vs. West Virginia State (12/7/2010)	31
	Sondra Miller at Tennessee Tech (1/17/1987)	31
	Angela Fletcher vs. Akron (2/17/1986)	31
	Tracy Korbitt vs. Louisiana (12/20/1986)	31

SEASON

1.	Kim Mays (1994-95)	719
2.	Marie Carpenter (2013-14)	632
3.	Antwainette Walker (2022-23)	630
4.	Kim Mays (1993-94)	550
5.	Marla Gearhart (1999-00)	548
6.	Carla Coffey (1986-87)	547
7.	Antwainette Walker (2023-24)	530
8.	Jalen O'Bannon (2015-16)	517
	Lisa Goodin (1982-83)	517
10.	Angie Cox (1990-91)	501
11.	Katie Kelly (2003-04)	493
12.	Miranda Eckerle (2004-05)	487
	Angie Cox (1991-92)	487
14.	Charlotte Sizemore (1998-99)	476
15.	Jaree Goodin (1991-92)	468

16.	Crystal Jones (2006-07)	467
17.	Carla Coffey (1987-88)	462
18.	Katie Kelly (2002-03)	459
19.	Kelly Cowan (1990-91)	451
	Angela Fletcher (1985-86)	451
21.	Jalen O'Bannon (2016-17)	449
22.	Crystal Jones (2007-08)	441
	Jaree Goodin (1992-93)	441
24.	Shameekia Murray (2015-16)	438
25.	LaTonya Fleming (1988-89)	436
26.	Tina Cottle (1983-84)	434
27.	Samantha Young (1995-96)	432
28.	Kayla Drake (2008-09)	431
29.	Tina Cottle (1983-84)	426
30.	Chrissy Roberts (1997-98)	424

CAREER

1.	Lisa Goodin (1980-84)	1,920
2.	Peggy Gay (1975-79)	1,696
3.	Jaree Goodin (1989-93)	1,679
4.	Katie Kelly (2000-04)	1,626
5.	Marie Carpenter (2010-14)	1,623
6.	Kim Mays (1992-95)	1,587
7.	Charlotte Sizemore (1997-02)	1,561
8.	Kelly Cowan (1987-91)	1,515
9.	Angie Cox (1988-92)	1,425
10.	Tina Wermuth (1979-83)	1,403
11.	Ashley Cazee (2004-08)	1,397
12.	Laphelia Doss (1994-98)	1,378
13.	Carla Coffey (1984-88)	1,363
14.	Miranda Eckerle (2001-05)	1,342
15.	Bria Bass (2017-22)	1,296
16.	Alex Jones (2009-13)	1,290
17.	Sandra Mukes (1978-82)	1,188
18.	Teresa McNair (1999-03)	1,183
19.	Alice Recanati (2020-pres.)	1,169
20.	Antwainette Walker (2022-24)	1,160
21.	Marla Gearhart (1996-00)	1,085
22.	Pam Garrett (2001-05)	1,063
23.	Zoey Artist (1998-02)	1,052
24.	Brittany Coles (2009-13)	1,031
25.	Candice Finley (1997-01)	1,022
26.	Laura Shelton (2002-06)	1,012
27.	Michaela Hunter (2013-16)	997
28.	Jalen O'Bannon (2015-17)	966
29.	Abby Wright (2015-19)	962
30.	Crystal Jones (2006-08)	908
31.	Shannon Brady (1982-85)	861
32.	Tina Cottle (1983-85)	860
33.	Mikki Bond (1998-02)	837
34.	Chrissy Roberts (1996-98)	828
35.	Samantha Young (1991-96)	827

SCORING AVERAGE**SEASON**

	(min. 15 games)
1. Kim Mays (1994-95)	25.7
2. Kim Mays (1993-94)	21.2
3. Marie Carpenter (2013-14)	21.1
4. Antwainette Walker (2022-23)	21.0
Carla Coffey (1986-87)	21.0
6. Marla Gearhart (1999-00)	19.6
7. Cathy Snipes (1987-88)	19.5
8. Lisa Goodin (1982-83)	19.1
9. Angie Cox (1990-91)	18.6
10. Antwainette Walker (2023-24)	18.3
11. LaTonya Fleming (1988-89)	18.2
12. Angela Fletcher (1985-86)	18.0
13. Carla Coffey (1987-88)	17.8
14. Charlotte Sizemore (1998-99)	17.6
15. Jalen O'Bannon (2015-16)	17.2
16. Katie Kelly (2003-04)	17.0
Charlotte Sizemore (1999-00)	17.0
18. Angie Cox (1991-92)	16.8
19. Jaree Goodin (1992-93)	16.7
Kelly Cowan (1990-91)	16.7
21. Jaree Goodin (1992-93)	16.3
22. Crystal Jones (2006-07)	16.1
23. Kayla Drake (2008-09)	16.0
Samantha Young (1995-96)	16.0
25. Crystal Jones (2007-08)	15.8
Katie Kelly (2002-03)	15.8
Kelly Cowan (1989-90)	15.8
28. Miranda Eckerle (2004-05)	15.7
29. Tina Cottle (1984-85)	15.5
30. Lisa Goodin (1983-84)	15.5

CAREER

	(min. 40 games)
1. Kim Mays (1992-95)	20.6
2. Antwainette Walker (2022-24)	19.6
3. Lisa Goodin (1982-84)	17.5
4. Crystal Jones (2006-08)	15.9
5. Jalen O'Bannon (2015-17)	15.6
Marie Carpenter (2010-14)	15.6
7. Jaree Goodin (1989-93)	15.5
Angela Fletcher (1984-86)	15.5
9. Tina Cottle (1983-85)	15.4
10. Kelly Cowan (1987-91)	14.4
11. Shameekia Murray (2014-16)	14.3
Chrissy Roberts (1996-98)	14.3
13. Katie Kelly (2000-04)	13.9
14. Angie Cox (1988-92)	13.6
15. Carla Coffey (1984-88)	13.5
16. Charlotte Sizemore (1997-02)	13.1
17. Marla Gearhart (1996-00)	12.9
18. Ashley Cazee (2004-08)	12.4
19. Laphelia Doss (1994-98)	12.2
20. Jade Barber (2011-13)	11.8

21. Niki Avery (2006-08)	11.7
22. Michaela Hunter (2013-16)	11.6
23. Alex Jones (2009-13)	11.2
Miranda Eckerle (2001-05)	11.2
25. Shannon Brady (1982-85)	10.4
26. Theresa McNair (1999-03)	10.2
27. Segena Mackeroy (1991-93)	10.1
28. Pam Garrett (2001-05)	9.6
29. Abby Wright (2015-19)	9.5
30. Bria Bass (2017-21)	9.4

FIELD GOALS MADE**GAME**

1. Jaree Goodin vs. Marshall (2/14/1990)	18
2. Jaree Goodin at UT Martin (2/27/1993)	17
Carla Coffey vs. Morehead State (2/28/1987)	17
4. Antwainette Walker at Evansville (11/15/2023)	15
Michaela Hunter at Tennessee Tech (1/24/2015)	15
Marla Gearhart at Eastern Illinois (1/27/2000)	15
Kim Mays vs. Western Michigan (12/2/1994)	15
Carla Coffey at Austin Peay (2/7/1987)	15
Angela Fletcher vs. Akron (2/17/1987)	15
10. Antwainette Walker vs. Alice Lloyd (12/29/2022)	14
Marie Carpenter vs. Alabama A&M (11/14/2013)	14
Charlotte Sizemore vs. Charleston (11/21/1999)	14
Carla Coffey vs. Tennessee Tech (2/23/1987)	14

SEASON

1. Antwainette Walker (2022-23)	254
2. Kim Mays (1994-95)	229
3. Carla Coffey (1986-87)	223
4. Marie Carpenter (2013-14)	213
5. Antwainette Walker (2023-24)	197
6. Jalen O'Bannon (2015-16)	196
7. Marla Gearhart (1999-00)	191
8. Jaree Goodin (1991-92)	190
9. Angela Fletcher (1985-86)	188
10. LaTonya Fleming (1988-89)	186
11. Lisa Goodin (1982-83)	185
12. Carla Coffey (1987-88)	183
13. Kelly Cowan (1990-91)	180
14. Kim Mays (1993-94)	178
15. Charlotte Sizemore (1998-99)	176
16. Kelly Cowan (1989-90)	173
Tina Wermuth (1982-83)	173
18. Angie Cox (1990-91)	172
Cathy Snipes (1987-88)	172
Tina Cottle (1983-84)	172
21. Jalen O'Bannon (2016-17)	171
Crystal Jones (2006-07)	171
23. Angie Cox (1991-92)	170
Tina Cottle (1984-85)	170
25. Jaree Goodin (1992-93)	168
26. Shameekia Murray (2015-16)	165

Miranda Eckerle (2004-05)	165
Jaree Goodin (1989-90)	165
29. A'Queen Hayes (2017-18)	162
30. Shavontae Naylor (2016-17)	161

CAREER

1. Jaree Goodin (1989-93)	677
2. Kelly Cowan (1987-91)	625
3. Charlotte Sizemore (1997-02)	597
4. Maria Carpenter (2010-14)	547
5. Carla Coffey (1984-88)	544
6. Laphelia Doss (1994-98)	534
7. Kim Mays (1992-95)	512
8. Ashley Cazee (2004-08)	506
9. Angie Cox (1988-92)	505
10. Katie Kelly (2000-04)	483
11. Teresa McNair (1999-03)	478
12. Miranda Eckerle (2001-05)	470
13. Bria Bass (2017-22)	456
14. Antwainette Walker (2022-24)	451
15. Alex Jones (2009-13)	433
16. Alice Recanati (2020-pres.)	411
17. Pam Garrett (2001-05)	401
18. Zoey Artist (1998-02)	392
19. Candice Finley (1997-01)	385
20. Marla Gearhart (1996-00)	383
21. Michaela Hunter (2013-16)	377
22. Jalen O'Bannon (2015-17)	367
23. Abby Wright (2015-19)	349
24. Angela Fletcher (1984-86)	344
25. Brittany Coles (2009-13)	342
Tina Cottle (1983-85)	342

FIELD GOALS ATTEMPTED

GAME

1. Marie Carpenter at Austin Peay (2/22/2014)	31
Marla Gearhart at Eastern Illinois (1/27/2000)	31
3. Jaree Goodin vs. Marshall (2/14/1990)	30
4. Antwainette Walker vs. Utah (11/19/2024)	29
Antwainette Walker at Evansville (11/15/2023)	29
Michaela Hunter at Tennessee Tech (1/24/2015)	29
7. Antwainette Walker at Tennessee (12/10/2023)	28
Charlotte Sizemore at Morehead State (2/13/1999)	28
Marla Gearhart vs. Xavier (12/11/1999)	28
LaTonya Fleming at Stetson (1/3/1989)	28
LaTonya Fleming at Pittsburgh (11/25/1988)	28
Angela Fletcher vs. Akron (2/17/1986)	28
Angela Fletcher at Nebraska (1/2/1986)	28
14. Antwainette Walker vs. Bellarmine (1/11/2023)	27
15. Charlotte Sizemore vs. Eastern Illinois (1/30/1999)	26
Segena Mackeroy at Tennessee State (2/22/1992)	26
LaTonya Fleming vs. Kentucky (1/11/1989)	26
Carla Coffey vs. Tennessee State (1/23/1988)	26
Angela Fletcher at Youngstown State (1/13/1986)	26

SEASON

1. Marie Carpenter (2013-14)	536
2. Antwainette Walker (2022-23)	515
Angela Fletcher (1985-86)	515
4. Antwainette Walker (2023-24)	500
5. Charlotte Sizemore (1998-99)	492
6. Carla Coffey (1986-87)	453
7. Marla Gearhart (1999-00)	449
8. Angela Fletcher (1984-85)	445
9. LaTonya Fleming (1988-89)	436
10. Kim Mays (1994-95)	429
11. Carla Coffey (1987-88)	415
12. Kayla Drake (2008-09)	394
13. Jaree Goodin (1991-92)	393
14. Kelly Cowan (1990-91)	392
15. A'Queen Hayes (2017-18)	388
Alexus Cooper (2016-17)	388
Kelly Cowan (1989-90)	388
Lisa Goodin (1982-83)	388
19. Jalen O'Bannon (2015-16)	386
20. Angie Cox (1991-92)	385
21. Shameekia Murray (2015-16)	384
22. Jalen O'Bannon (2016-17)	382
23. Charlotte Sizemore (2001-02)	380
Tina Wermuth (1982-83)	380
25. Michaela Hunter (2014-15)	374

CAREER

1. Charlotte Sizemore (1997-02)	1,520
2. Marie Carpenter (2010-14)	1,438
3. Kelly Cowan (1987-91)	1,398
4. Jaree Goodin (1989-93)	1,375
5. Bria Bass (2017-22)	1,211
6. Carla Coffey (1984-88)	1,201
7. Angie Cox (1988-92)	1,169
8. Katie Kelly (1988-92)	1,126
9. Ashley Cazee (2004-08)	1,111
10. Laphelia Doss (1994-98)	1,040
11. Kim Mays (1992-95)	1,027
12. Antwainette Walker (2022-24)	1,015
13. Brittany Coles (2009-13)	1,001
14. Alice Recanati (2020-pres.)	992
15. Miranda Eckerle (2001-05)	989
16. Teresa McNair (1999-03)	980
17. Alex Jones (2017-21)	972
18. Angela Fletcher (1984-86)	960
19. Michaela Hunter (2013-16)	937
20. Marla Gearhart (1996-00)	910
21. Zoey Artist (1998-02)	880
22. Abby Wright (2015-19)	869
23. Candice Finley (1997-01)	848
24. Pam Garrett (2001-05)	836
25. Stephany Davis (1992-97)	827

FIELD GOAL PERCENTAGE**GAME**

(min. 10 made)

1.	Jalen O'Bannon vs. Tenn. Tech (1/23/2016)	.923 (12-13)
2.	Angie Cox vs. Murray State (1/28/1991)	.917 (11-12)
3.	Alex Jones vs. West Virginia State (12/7/2010)	.909 (10-11)
	Colette Cole vs. Houston Baptist (12/13/2008)	.909 (10-11)
5.	Kelly Cowan at Morehead State (1/8/1991)	.846 (11-13)
6.	Jade Barber vs. UT Martin (1/21/2012)	.833 (10-12)
	Ashley Cazee at FGCU (11/24/2007)	.833 (10-12)
8.	Marla Gearhart vs. Murray State (12/5/1998)	.800 (12-15)
9.	Kim Mays vs. Western Michigan (12/2/1994)	.789 (15-19)
10.	Alex Jones at Jacksonville State (1/7/2010)	.786 (11-14)
	Alex Jones vs. Bethune-Cookman (11/28/2009)	.786 (11-14)
	Kim Mays at Middle Tennessee (1/21/1995)	.786 (11-14)
	Jaree Goodin at UT Martin (1/4/1992)	.786 (11-14)
	Angie Cox at Cincinnati (1/23/1991)	.786 (11-14)
	Tina Cottle vs. Murray State (2/23/1984)	.786 (11-14)
	Tina Cottle vs. Campbellsville (12/17/1984)	.786 (11-14)
	Lisa Goodin vs. IUPUI (12/4/1982)	.786 (11-14)

SEASON

(min. 90 made)

1.	Jade Barber (2011-12)	.578 (130-225)
2.	Tina Cottle (1983-84)	.562 (172-306)
3.	Jade Barber (2012-13)	.560 (116-207)
4.	Laphelia Doss (1997-98)	.551 (151-274)
5.	Teresa McNair (2001-02)	.545 (145-266)
6.	Cathy Snipes (1987-88)	.544 (172-316)
7.	Andrea Jenkins (2006-07)	.535 (137-256)
	Fatai Hala'api'api (2005-06)	.535 (129-241)
9.	Kim Mays (1994-95)	.534 (229-429)
10.	Laphelia Doss (1995-96)	.525 (158-301)
11.	Tina Cottle (1984-85)	.523 (170-325)
12.	Jaree Goodin (1992-93)	.522 (168-322)
13.	Laphelia Doss (1996-97)	.516 (144-279)
14.	Ashley Cazee (2004-05)	.513 (119-232)
15.	Jalen O'Bannon (2015-16)	.508 (196-386)

CAREER

(min. 140 made)

1.	Jade Barber (2011-13)	.569 (246-432)
2.	Cathy Snipes (1987-88)	.544 (172-316)
3.	Tina Cottle (1983-85)	.542 (342-631)
4.	Fatai Hala'api'api (2003-06)	.522 (194-372)
5.	Andrea Jenkins (2005-07)	.518 (207-400)
6.	Laphelia Doss (1994-98)	.513 (534-1,040)
7.	Kim Mays (1992-95)	.499 (512-1,027)
8.	Cheryl Palmer (1988-89)	.493 (143-290)
9.	Jaree Goodin (1989-93)	.492 (677-1,375)
10.	Crystal Jones (2006-08)	.491 (331-674)
11.	Shannah McIntosh (1990-94)	.489 (234-479)
12.	Teresa McNair (1999-03)	.488 (478-980)
13.	Shavontae Naylor (2015-17)	.486 (161-331)
14.	Pam Garrett (2001-05)	.480 (401-836)
15.	Jalen O'Bannon (2015-17)	.478 (367-768)

3-POINT FIELD GOALS MADE**GAME**

1.	Marie Carpenter vs. Alabama A&M (11/14/2013)	9
	Niki Avery vs. Penn (12/30/2007)	9
3.	Marissa Mackins vs. Union College (12/20/2022)	8
	Danielle Rainey vs. Appalachian State (11/11/2022)	8
	Alexus Cooper vs. Tennessee Tech (2/25/2017)	8
	Niki Avery vs. Eastern Illinois (1/13/2007)	8
7.	Niki Avery vs. Samford (1/19/2008)	7
	Samantha Young vs. Tennessee State (2/25/1996)	7
	Samantha Young at Southeast Missouri (2/5/1996)	7
10.	18 players	6

SEASON

1.	Chrissy Roberts (1996-97)	85
2.	Samantha Young (1995-96)	83
3.	Niki Avery (2007-08)	80
	Niki Avery (2006-07)	80
5.	Marie Carpenter (2013-14)	77
6.	Alexus Cooper (2016-17)	76
7.	Chrissy Roberts (1997-98)	67
8.	Kayla Drake (2008-09)	65
	Angie Cox (1990-91)	65
10.	Danielle Rainey (2022-23)	63
	Marissa Mackins (2022-23)	63
	Marla Gearhart (1999-00)	63
13.	Angie Cox (1991-92)	61
14.	Ashley Cazee (2004-05)	56
15.	Kalissa Lacy (2022-23)	52
	Lisa Pace (1995-96)	52
17.	Kim Roberts (1992-93)	49
18.	Brittany Coles (2012-13)	48
19.	Brittany Coles (2010-11)	47
20.	Samantha Young (1994-95)	46
21.	Antwainette Walker (2023-24)	44
	Marie Carpenter (2012-13)	44
23.	Bria Bass (2017-18)	43
	Abby Wright (2017-18)	43
	Marie Carpenter (2010-11)	43
	Ilona Muszak (2008-09)	43

CAREER

1.	Marie Carpenter (2010-14)	202
2.	Angie Cox (1988-92)	170
3.	Ashley Cazee (2004-08)	166
4.	Niki Avery (2006-08)	160
5.	Samantha Young (1991-96)	155
6.	Chrissy Roberts (1996-98)	152
7.	Brittany Coles (2009-13)	139
8.	Bria Bass (2017-22)	137
9.	Alexus Cooper (2012-17)	120
10.	Laura Shelton (2002-06)	118
11.	Kelly Cowan (1987-91)	115
12.	Abby Wright (2015-19)	111

13.	Marla Gearhart (1996-00)	102
14.	Katie Kelly (2000-04)	98
15.	Kim Mays (1992-95)	89
16.	Alice Recanati (2020-pres.)	87
17.	Emma Hacker (2019-23)	86
	Cherly Jones (1989-02)	86
19.	Michaela Hunter (2013-16)	82
20.	Kalissa Lacy (2021-23)	80
	Zoey Artist (1998-02)	80
22.	Mikki Bond (1998-02)	79
23.	Mariah Massengill (2013-17)	78
24.	Raechele Gray (2011-13)	68
25.	Kayla Drake (2008-09)	65

3-POINT FIELD GOALS ATTEMPTED

GAME

1.	Marissa Mackins vs. Union College (12/20/2022)	20
2.	Samantha Young vs. Tennessee State (2/25/1996)	19
3.	Samantha Young at Southeast Missouri (2/5/1996)	18
4.	Niki Avery vs. Penn (12/30/2007)	17
5.	Danielle Rainey vs. Appalachian State (11/11/2022)	15
6.	Niki Avery vs. Eastern Illinois (1/13/2007)	14
	Samantha Young vs. Wright State (12/5/1995)	14
	Lois Buntyn at Murray State (2/9/1987)	14
9.	Marissa Mackins vs. Alice Lloyd (12/29/2022)	13
	Alexus Cooper at UT Martin (2/4/2017)	13
	Marie Carpenter vs. Alabama A&M (11/14/2013)	13
	Brittany Coles at Jacksonville State (2/5/2011)	13
	Kayla Drake vs. Wright State (11/25/2008)	13
	Marla Gearhart at Eastern Illinois (1/27/2000)	13
	Samantha Young at Austin Peay (2/19/1996)	13
	Angie Cox vs. Howard (12/8/1990)	13
17.	13 players	12

SEASON

1.	Samantha Young (1995-96)	234
2.	Niki Avery (2006-07)	218
3.	Kayla Drake (2008-09)	216
4.	Alexus Cooper (2016-17)	210
5.	Niki Avery (2007-08)	195
6.	Marie Carpenter (2013-14)	194
7.	Danielle Rainey (2022-23)	188
8.	Marissa Mackins (2022-23)	180
9.	Chrissy Roberts (1996-97)	173
10.	Marla Gearhart (1999-00)	163
11.	Angie Cox (1990-91)	157
12.	Kim Roberts (1992-93)	149
13.	Angie Cox (1991-92)	147
14.	Chrissy Roberts (1997-98)	146
15.	Bria Bass (2018-19)	142
16.	Kalissa Lacy (2022-23)	141
17.	Antwainette Walker (2023-24)	139
18.	Brittany Coles (2012-13)	138
19.	Bria Bass (2017-18)	136

20.	Lisa Pace (1996-97)	135
21.	Lisa Pace (1995-96)	131
22.	Marie Carpenter (2010-11)	130
23.	Catie Kaifes (2018-19)	129
24.	Kendall Wingler (2020-21)	128
25.	Ilona Muszak (2008-09)	127

CAREER

1.	Marie Carpenter (2010-14)	526
2.	Bria Bass (2017-22)	491
3.	Ashley Cazee (2004-08)	466
4.	Brittany Coles (2009-13)	441
5.	Angie Cox (1988-92)	435
6.	Samantha Young (1991-96)	427
7.	Niki Avery (2006-08)	413
8.	Charlotte Sizemore (1997-02)	396
9.	Lisa Pace (1994-98)	372
10.	Abby Wright (2015-19)	370
11.	Alexus Cooper (2012-17)	350
12.	Chrissy Roberts (1996-98)	319
13.	Laura Shelton (2002-06)	313
14.	Katie Kelly (2000-04)	294
15.	Mariah Massengill (2013-17)	288
16.	Marla Gearhart (1996-00)	276
17.	Emma Hacker (2019-23)	272
18.	Zoey Artist (1998-02)	256
	Kelly Cowan (1987-91)	256
20.	Alice Recanati (2020-pres.)	248
21.	Michaela Hunter (2013-16)	246
22.	Kim Mays (1992-95)	241
23.	Cheryl Jones (1989-92)	237
24.	Kayla Jones (2008-09)	216
25.	Mikki Bond (1998-02)	214

3-POINT FIELD GOAL PERCENTAGE

GAME

(min. 6 made)

1.	Emma Hacker vs. Eastern Illinois (12/30/2020)	1.000 (6-6)
	Kelly Cowan at Morehead State (1/8/1991)	1.000 (6-6)
3.	Marie Carpenter at Tennessee State (3/2/2013)	.750 (6-8)
	Kelly Cowan at Georgia (1/22/1990)	.750 (6-8)
5.	Niki Avery vs. Samford (1/19/2008)	.700 (7-10)
6.	Marie Carpenter vs. Alabama A&M (11/14/2013)	.692 (9-13)
7.	Alexus Cooper vs. Tenn. Tech (2/25/2017)	.667 (8-12)
	Alexus Cooper at Wright State (12/19/2016)	.667 (6-9)
	Marie Carpenter at Tenn. Tech (2/17/2014)	.667 (6-9)
	Niki Avery vs. Oklahoma (11/17/2006)	.667 (6-9)
11.	Marie Carpenter at Belmont (1/25/2014)	.600 (6-10)
	Niki Avery at Jacksonville State (2/14/2008)	.600 (6-10)
	Laura Shelton at Austin Peay (12/20/2005)	.600 (6-10)
	Samantha Young vs. Murray State (2/11/1996)	.600 (6-10)
15.	Niki Avery vs. Eastern Illinois (1/13/2007)	.571 (8-14)

SEASON

(min. 30 made)

1. Ashley Cazee (2004-05)	.496 (56-113)
2. Kelly Cowan (1990-91)	.493 (34-69)
3. Chrissy Roberts (1996-97)	.491 (85-173)
4. Crystal Jones (2007-08)	.478 (33-69)
5. Laura Shelton (2005-06)	.468 (36-77)
6. Chrissy Roberts (1997-98)	.459 (67-146)
7. Angie Cox (1990-91)	.442 (65-147)
8. Kelly Cowan (1988-89)	.435 (30-69)
9. Miranda Eckerle (2004-05)	.433 (39-90)
10. Lisa Pace (1997-98)	.421 (32-76)
11. Marie Carpenter (2011-12)	.418 (38-91)
12. Kelly Cowan (1989-90)	.411 (30-73)
13. Niki Avery (2007-08)	.410 (80-195)
14. Mikki Bond (2001-02)	.407 (33-81)
15. Marla Gearhart (1997-98)	.405 (30-74)

CAREER

(min. 50 made)

1. Chrissy Roberts (1996-98)	.476 (152-319)
2. Kelly Cowan (1987-91)	.449 (115-256)
3. Miranda Eckerle (2001-05)	.420 (50-119)
4. Crystal Jones (2006-08)	.414 (53-128)
5. Angie Cox (1988-92)	.391 (170-435)
6. Niki Avery (2006-08)	.387 (160-413)
7. Marie Carpenter (2010-14)	.384 (202-526)
8. Laura Shelton (2002-06)	.377 (118-313)
9. Miranda Maples (2012-16)	.371 (63-170)
10. Marla Gearhart (1996-00)	.370 (102-276)
11. Kim Mays (1992-95)	.369 (89-241)
12. Mikki Bond (1998-02)	.369 (79-214)
13. Samantha Young (1991-96)	.363 (155-427)
14. Cheryl Jones (1989-92)	.363 (86-237)
15. Ashley Cazee (2004-08)	.356 (166-466)
16. Kalissa Lacy (2021-23)	.356 (116-325)

FREE THROWS MADE**GAME**

1. Jalen O'Bannon vs. Eastern Illinois (1/7/2017)	22
2. Tracy Korbitt vs. Louisiana (12/20/1986)	21
3. Kim Mays vs. Tennessee Tech (2/25/1995)	19
4. Shelly Harper vs. Missouri State (12/5/2013)	17
5. Kim Mays vs. Tennessee State (2/13/1994)	16
6. Lisa Goodin at Austin Peay (1/21/1984)	15
7. Nadia Mossong vs. Jacksonville State (1/8/2009)	14
Kayla Drake at Chicago State (11/16/2008)	14
Katie Kelly at Samford (1/24/2004)	14
Kim Mays vs. UT Martin (1/28/1995)	14
Lisa Goodin vs. Murray State (2/23/1984)	14
12. Alice Recanati vs. Northern Kentucky (11/11/2023)	13
Laura Shelton vs. Belmont (11/19/2005)	13
Laphelia Doss at Tennessee State (1/10/1998)	13
Kim Mays at Murray State (1/9/1995)	13
Kim Mays at UT Martin (1/15/1994)	13
Lisa Goodin vs. Bowling Green State (12/2/1982)	13

18. Marie Carpenter vs. Murray State	12
Alex Jones vs. Chicago State (12/3/2011)	12
Alex Jones vs. Murray State (2/27/2010)	12
Laura Shelton at Jacksonville State (2/16/2006)	12
Crystal Jones vs. Louisiana Tech (11/24/2006)	12
Katie Kelly at Wright State (12/1/2003)	12
Katie Kelly at Morehead State (1/19/2002)	12
Kim Mays at UT Martin (2/18/1995)	12
Kim Mays vs. Austin Peay (2/12/1994)	12

SEASON

1. Kim Mays (1994-95)	226
2. Kim Mays (1993-94)	168
3. Katie Kelly (2003-04)	165
4. Katie Kelly (2002-03)	154
5. Lisa Goodin (1982-83)	147
6. Katie Kelly (2001-02)	140
7. Alex Jones (2010-11)	138
8. Marie Carpenter (2013-14)	129
9. Laura Shelton (2005-06)	126
10. Jalen O'Bannon (2015-16)	125
11. Lisa Goodin (1983-84)	122
12. Miranda Eckerle (2004-05)	118
13. Maisha Thomas (1994-95)	116
14. Antwainette Walker (2022-23)	115
15. Tracy Korbitt (1986-87)	113
16. Shelly Harper (2013-14)	110
17. Jalen O'Bannon (2016-17)	106
Candice Finley (2000-01)	106
19. Crystal Jones (2006-07)	105
Miranda Eckerle (2002-03)	105
Jaree Goodin (1992-93)	105
22. Alex Jones (2011-12)	104
Kayla Drake (2008-09)	104
24. Katie Kelly (2000-01)	103
Marla Gearhart (1999-00)	103

CAREER

1. Katie Kelly (2000-04)	562
2. Kim Mays (1992-95)	474
3. Alex Jones (2009-13)	422
4. Miranda Eckerle (2001-05)	352
5. Maisha Thomas (1991-95)	330
6. Marie Carpenter (2010-14)	327
7. Jaree Goodin (1989-93)	325
8. Laura Shelton (2002-06)	324
9. Laphelia Doss (1994-98)	301
10. Carla Coffey (1984-88)	275
11. Lisa Goodin (1982-84)	269
12. Alice Recanati (2020-pres.)	260
13. Pam Garrett (2001-05)	259
14. Candice Finley (1997-01)	252
15. Bria Bass (2017-22)	247
16. Charlotte Sizemore (1997-02)	245
Angie Cox (1988-92)	245

18.	Shannon Brady (1982-85)	243
19.	Jalen O'Bannon (2015-17)	231
20.	Ashley Cazee (2004-08)	219
21.	Marla Gearhart (1996-00)	217
22.	Brittany Coles (2009-13)	208
23.	Antwainette Walker (2022-24)	207
24.	Teresa McNair (1999-03)	203
25.	Crystal Jones (2006-08)	193

FREE THROWS ATTEMPTED

GAME

1.	Tracy Korbitt vs. Louisiana (12/20/1986)	28
2.	Jalen O'Bannon vs. Eastern Illinois (1/7/2017)	24
3.	Tracy Korbitt vs. Pittsburgh (12/30/1986)	22
4.	Shelly Harper vs. Missouri State (12/5/2013)	21
	Kim Mays vs. Tennessee Tech (2/25/1995)	21
6.	Brittany Coles at Austin Peay (12/19/2010)	19
	Kim Mays vs. Tennessee State (2/13/1994)	19
	Maisha Thomas vs. Western Michigan (12/2/1994)	19
9.	Katie Kelly vs. Tennessee State (2/13/2002)	18
	Jaree Goodin at Tennessee State (2/22/1992)	18
11.	Lisa Goodin at Austin Peay (1/21/1984)	17
12.	Nadia Mossong vs. Jacksonville State (1/8/2009)	16
	Kayla Drake at Chicago State (11/16/2008)	16
	Katie Kelly at Samford (1/24/2004)	16
	Laphelia Doss at Tennessee State (1/10/1998)	16
16.	Alice Recanati vs. Northern Kentucky (11/11/2023)	15
	Shavontae Naylor at SEMO (12/31/2016)	15
	Alex Jones vs. West Virginia State (12/7/2010)	15
	Crystal Jones vs. Louisiana Tech (11/24/2006)	15
	Katie Kelly at Wright State (12/1/2003)	15
	Kim Mays vs. UT Martin (1/28/1995)	15
	Jaree Goodin at SE Louisiana (11/30/1989)	15
	Angela Fletcher at Youngstown State (1/13/1986)	15
	Lisa Goodin vs. Murray State (2/23/1984)	15

SEASON

1.	Kim Mays (1994-95)	264
2.	Maisha Thomas (1994-95)	219
3.	Kim Mays (1993-94)	201
4.	Katie Kelly (2003-04)	192
5.	Alex Jones (2010-11)	184
6.	Katie Kelly (2002-03)	177
7.	Tracy Korbitt (1986-87)	174
8.	Jalen O'Bannon (2015-16)	162
9.	Lisa Goodin (1982-83)	161
10.	Laphelia Doss (1997-98)	160
11.	Katie Kelly (2001-02)	157
12.	Jalen O'Bannon (2016-17)	155
13.	Marie Carpenter (2013-14)	151
14.	Lisa Goodin (1983-84)	148
15.	Antwainette Walker (2022-23)	147
16.	Miranda Eckerle (2004-05)	146
	Candice Finley (2000-01)	146

18.	Laphelia Doss (1995-96)	144
	Jaree Goodin (1992-93)	144
20.	Carla Coffey (1986-87)	143
21.	Shelly Harper (2013-14)	142
22.	Laura Shelton (2005-06)	140
	Laphelia Doss (1996-97)	140
	Shannon Brady (1984-85)	140

CAREER

1.	Katie Kelly (2000-04)	642
2.	Kim Mays (1992-95)	569
3.	Alex Jones (2009-13)	561
4.	Maisha Thomas (1991-95)	537
5.	Laphelia Doss (1994-98)	510
6.	Jaree Goodin (1989-93)	482
7.	Miranda Eckerle (2001-05)	446
8.	Pam Garrett (2001-05)	425
9.	Carla Coffey (1984-88)	401
10.	Candice Finley (1997-01)	393
11.	Marie Carpenter (2010-14)	386
12.	Laura Shelton (2002-06)	379
13.	Angie Cox (1988-92)	346
14.	Shannon Brady (1982-85)	345
15.	Bria Bass (2017-22)	340
16.	Charlotte Sizemore (1997-02)	334
17.	Alice Recanati (2020-pres.)	332
18.	Brittany Coles (2009-13)	331
19.	Margy Shelton (1982-86)	320
20.	Jalen O'Bannon (2015-17)	317
21.	Lisa Goodin (1982-84)	309
22.	Sondra Miller (1984-88)	286
23.	Marla Gearhart (1996-00)	278
24.	Teresa McNair (1999-03)	276
25.	Ashley Cazee (2004-08)	265

FIELD GOAL PERCENTAGE

GAME

		(min. 9 made)
1.	Laura Shelton vs. Belmont (11/19/2005)	1.000 (13-13)
2.	Alex Jones vs. Chicago State (12/3/2011)	1.000 (12-12)
	Kim Mays at UT Martin (2/18/1995)	1.000 (12-12)
	Kim Mays vs. Austin Peay (2/12/1994)	1.000 (12-12)
5.	Katie Kelly vs. Stephen F. Austin (12/6/2006)	1.000 (11-11)
	Chrissy Roberts at SEMO (1/31/1998)	1.000 (11-11)
	Kim Mays vs. Western Michigan (12/2/1994)	1.000 (11-11)
	Sondra Miller at Austin Peay (2/7/1987)	1.000 (11-11)
6.	Crystal Jones vs. Morehead State (2/26/2008)	1.000 (10-10)
	Zoey Artist at Tennessee State (2/11/2002)	1.000 (10-10)
	Katie Kelly at Southeast Missouri (2/22/2001)	1.000 (10-10)
	Marla Gearhart at Coastal Carolina (12/12/1998)	1.000 (10-10)
	Kim Mays at Western Carolina (2/1/1995)	1.000 (10-10)
	Kim Mays vs. UT Martin (2/20/1994)	1.000 (10-10)
12.	8 players	1.000 (9-9)

SEASON

(min. 50 made)

1.	Lisa Goodin (1982-83)	.913 (147-161)
2.	Crystal Jones (2007-08)	.907 (88-97)
3.	Laura Shelton (2005-06)	.900 (126-140)
	Marie Carpenter (2012-13)	.900 (54-60)
5.	Katie Kelly (2001-02)	.892 (140-157)
	Chrissy Roberts (1997-98)	.892 (91-102)
7.	Katie Kelly (2000-01)	.888 (103-116)
8.	Katie Kelly (2002-03)	.870 (154-177)
9.	Katie Kelly (2003-04)	.859 (165-192)
	Ivy Turner (2023-24)	.859 (67-78)
11.	Kim Mays (1994-95)	.856 (226-264)
12.	Marie Carpenter (2013-14)	.854 (129-151)
13.	Ashley Cazee (2005-06)	.839 (52-62)
14.	Kim Roberts (1992-93)	.837 (77-92)
15.	Kim Mays (1993-94)	.836 (168-201)
16.	Alice Recanati (2022-23)	.833 (55-66)
17.	Laura Shelton (2004-05)	.831 (98-118)
	Zoey Artist (2001-02)	.831 (69-83)
	Mariah Massengill (2016-17)	.831 (54-65)
20.	Marie Carpenter (2010-11)	.829 (58-70)
21.	Miranda Eckerle (2002-03)	.827 (105-127)
	Raechele Gray (2011-12)	.827 (62-75)
23.	Ashley Cazee (2007-08)	.826 (71-86)
24.	Laura Shelton (2003-04)	.825 (66-80)
25.	Lisa Goodin (1983-84)	.824 (122-148)

CAREER

(min. 150 made)

1.	Katie Kelly (2000-04)	.875 (562-642)
2.	Lisa Goodin (1982-84)	.871 (269-309)
3.	Chrissy Roberts (1996-98)	.862 (156-181)
4.	Laura Shelton (2002-06)	.855 (324-379)
5.	Maria Carpenter (2010-14)	.847 (327-386)
6.	Crystal Jones (2006-08)	.839 (193-230)
7.	Kim Mays (1992-95)	.833 (474-569)
8.	Ashley Cazee (2004-08)	.826 (219-265)
9.	Antwainette Walker (2022-24)	.799 (207-259)
10.	Miranda Eckerle (2001-05)	.789 (352-446)
11.	Alice Recanati (2020-pres.)	.783 (260-332)
12.	Marla Gearhart (1996-00)	.781 (217-278)
13.	Kelly Cowan (1987-91)	.773 (150-194)
14.	Zoey Artist (1998-02)	.764 (188-246)
15.	Samantha Young (1991-96)	.763 (190-249)
16.	Alex Jones (2009-13)	.752 (422-561)
17.	Teresa McNair (1999-03)	.736 (203-276)
18.	Charlotte Sizemore (1997-02)	.734 (245-334)
19.	Tina Cottle (1983-85)	.730 (176-241)
20.	Jalen O'Bannon (2015-17)	.729 (231-317)
	Michaela Hunter (2013-16)	.729 (161-221)
	Abby Wright (2015-19)	.729 (153-210)
23.	Bria Bass (2017-22)	.726 (247-340)
24.	Shelly Harper (2012-15)	.724 (184-254)
25.	Angie Cox (1988-92)	.708 (245-346)

REBOUNDS**GAME**

1.	Laphelia Doss vs. Tennessee State (2/25/1996)	26
2.	Laphelia Doss vs. Western Carolina (11/29/1995)	23
3.	Cheryl Palmer at Stetson (1/3/1989)	22
4.	Alex Jones vs. Austin Peay (2/23/2013)	21
	Jade Barber vs. Miami Ohio (11/9/2012)	21
	Jaree Goodin vs. Florida Atlantic (12/7/1991)	21
7.	Jade Barber at Appalachian State (11/25/2011)	20
	Laphelia Doss at Tennessee Tech (1/29/1996)	20
	Laphelia Doss vs. Southeast Missouri (1/6/1996)	20
	Cathy Snipes at ETSU (1/9/1988)	20
	Tina Cottle vs. Dayton (11/28/1984)	20
12.	Jade Barber vs. Morehead State (1/12/2013)	19
	Jade Barber at SIU Edwardsville (2/4/2012)	19
	Segena Mackeroy at Tennessee State (2/22/1992)	19
	Jaree Goodin at SE Louisiana (11/30/1989)	19
	Cheryl Palmer at Austin Peay (2/27/1989)	19
17.	Bria Bass at North Alabama (1/12/2022)	18
	Jade Barber vs. Kent State (11/14/2012)	18
	Alex Jones vs. Murray State (12/2/2010)	18
	Alex Jones at Morehead State (2/20/2010)	18
	Maisha Thomas vs. Tennessee Tech (3/5/1995)	18
	Laphelia Doss vs. Tennessee State (1/14/1995)	18
	LaTonya Fleming vs. Kentucky (1/11/1989)	18
	Cheryl Palmer at Pittsburgh (11/25/1988)	18
	Tina Cottle vs. Southeast Missouri (12/1/1984)	18
26.	Antwainette Walker vs. Midway (11/23/2022)	17
	Bria Bass vs. Morehead State (2/10/2018)	17
	Jade Barber vs. Longwood (1/25/2012)	17
	Amanda Reid vs. Marshall (11/25/1996)	17
	Segena Mackeroy at Indiana State (12/30/1992)	17
	Carla Coffey vs. McNeese State (12/5/1987)	17
	Tracy Korbitt vs. Austin Peay (1/26/1987)	17
	Tracy Korbitt vs. Louisiana (12/20/1986)	17
	Angela Fletcher at Austin Peay (2/25/1985)	17
	Tina Cottle vs. Louisville (2/1/1984)	17
	Tina Wermuth vs. IUPUI (12/4/1982)	17

SEASON

1.	Alex Jones (2012-13)	310
	Tina Cottle (1984-85)	310
3.	Laphelia Doss (1995-96)	309
4.	Jalen O'Bannon (2015-16)	295
5.	Antwainette Walker (2022-23)	282
6.	Tina Cottle (1983-84)	265
7.	Laphelia Doss (1996-97)	260
	Cheryl Palmer (1988-89)	260
9.	Segena Mackeroy (1991-92)	256
	Tina Wermuth (1982-83)	256
11.	Alex Jones (2009-10)	251
12.	Maisha Thomas (1994-95)	248
13.	Carla Coffey (1986-87)	247
14.	Alex Jones (2011-12)	246

15.	Tracy Korbitt (1986-87)	244
16.	Alex Jones (2010-11)	243
17.	Laphelia Doss (1997-98)	240
18.	Jaree Goodin (1991-92)	238
19.	Jaree Goodin (1990-91)	233
20.	Carla Coffey (1987-88)	228
21.	Jalen O'Bannon (2016-17)	227
22.	Jade Barber (2012-13)	225
	Jade Barber (2011-12)	225
	Jaree Goodin (1989-90)	225
25.	A'Queen Hayes (2017-18)	222
26.	I'Liyah Green (2019-20)	220
27.	Miranda Eckerle (2004-05)	219
28.	Jaree Goodin (1992-93)	218
29.	Laphelia Doss (1994-95)	217
30.	Charlotte Sizemore (2001-02)	214

CAREER

1.	Alex Jones (2009-13)	1,050
2.	Laphelia Doss (1994-98)	1,026
3.	Jaree Goodin (1989-93)	914
4.	Bria Bass (2017-22)	836
5.	Carla Coffey (1984-88)	750
6.	Maisha Thomas (1991-95)	711
7.	Teresa McNair (1999-03)	631
8.	Charlotte Sizemore (1997-02)	611
9.	Pam Garrett (2001-05)	594
	Miranda Eckerle (2001-05)	594
11.	Tina Cottle (1983-85)	575
12.	Margy Shelton (1982-86)	574
13.	Shannon Brady (1982-85)	539
14.	Jalen O'Bannon (2015-17)	522
15.	Jennifer King (1995-99)	501
16.	Kelly Cowan (1987-91)	495
17.	Candice Finley (1997-01)	489
18.	Candis Cook (2001-05)	478
19.	Zoey Artist (1998-02)	477
20.	Michaela Hunter (2013-16)	473
21.	Miranda Maples (2012-16)	468
22.	Cherie White (2007-11)	464
23.	Antwainette Walker (2022-24)	453
24.	Jade Barber (2011-23)	450
25.	Alice Recanati (2020-pres.)	446
26.	Nadia Mossong (2007-11)	438
27.	Brittany Coles (2009-13)	436
28.	Mikki Bond (1998-02)	422
29.	Abby Wright (2015-19)	412
30.	Shannah McIntosh (1990-94)	402

REBOUND AVERAGE

SEASON

1.	Laphelia Doss (1995-96)	11.4
2.	Tina Cottle (1984-85)	11.1
3.	Jade Barber (2012-13)	10.7
4.	Alex Jones (2012-13)	10.3
5.	Cheryl Palmer (1988-89)	10.0
6.	Cathy Snipes (1987-88)	9.9
7.	Jalen O'Bannon (2015-16)	9.8
	Tracy Korbitt (1986-87)	9.8
9.	Carla Coffey (1986-87)	9.5
	Tina Cottle (1983-84)	9.5
	Tina Wermuth (1982-83)	9.5
13.	Antwainette Walker (2022-23)	9.4
14.	Alex Jones (2010-11)	9.0
15.	Maisha Thomas (1994-95)	8.9
16.	Segena Mackeroy (1991-92)	8.8
	Carla Coffey (1987-88)	8.8
18.	Alex Jones (2009-10)	8.7
	Laphelia Doss (1996-97)	8.7
	Jaree Goodin (1989-90)	8.7
21.	Laphelia Doss (1997-98)	8.6
	Jaree Goodin (1990-91)	8.6
23.	Alex Jones (2011-12)	8.5
	Jaree Goodin (1991-92)	8.5
25.	A'Queen Hayes (2017-18)	8.2
	Carla Coffey (1985-86)	8.2

CAREER

1.	Tina Cottle (1983-85)	10.3
2.	Cheryl Palmer (1998-89)	10.0
3.	Cathy Snipes (1987-88)	9.9
4.	Tracy Korbitt (1986-87)	9.8
5.	Tina Wermuth (1982-83)	9.5
6.	Alex Jones (2009-13)	9.1
	Laphelia Doss (1994-98)	9.1
8.	Jade Barber (2011-13)	9.0
9.	Jaree Goodin (1989-93)	8.5
10.	Jalen O'Bannon (2015-17)	8.4
11.	Segena Mackeroy (1991-93)	8.3
12.	A'Queen Hayes (2017-18)	8.2
13.	LaTonya Fleming (1988-89)	7.8
14.	Antwainette Walker (2022-24)	7.6
	I'Liyah Green (2019-21)	7.6
16.	Carla Coffey (1984-88)	7.4
17.	Sierra McCullough (2023-24)	7.2
18.	Maisha Thomas (1991-95)	6.9
19.	Angela Fletcher (1984-86)	6.8
20.	Shannon Brady (1982-85)	6.5
21.	Jasmine McGinnis-Taylor (2023-pres.)	6.3
22.	Bria Bass (2017-22)	6.0
	Karen Carrico (1985-87)	6.0
	Pam Taylor (1985-86)	6.0
25.	Lisa Fussell (1993-94)	5.9

ASSISTS**GAME**

1.	Tracy Kindred vs. Marshall (2/14/1990)	17
2.	Samantha Young vs. Southeast Missouri (1/6/1996)	15
3.	Katie Kelly at Tennessee State (3/9/1992)	13
	Angie Cox vs. Middle Tennessee (3/9/1992)	13
	Angie Cox at UT Martin (1/4/1992)	13
	Angie Cox vs. Tennessee State (2/18/1989)	13
	Angie Cox at Tennessee State (1/23/1989)	13
	Lois Buntyn vs. Morehead State (2/28/1987)	13
9.	Teri Goodlett at Tennessee Tech (1/25/2020)	12
	Teri Goodlett vs. Kentucky Christian (12/5/2018)	12
11.	Katie Kelly vs. West Virginia Wesleyan (11/23/2002)	11
	Marla Gearhart vs. Charleston (11/21/1999)	11
	Samantha Young vs. Murray State (2/11/1996)	11
	Angie Cox at Tennessee Tech (3/10/1992)	11
	Angie Cox vs. Western Carolina (2/28/1992)	11
	Cheryl Jones vs. Tennessee State (2/23/1991)	11
	Kelly Cowan at Louisville (12/9/1989)	11
18.	Alice Recanati vs. UAB (11/18/2023)	10
	Alice Recanati vs. North Florida (1/21/2023)	10
	Danielle Rainey vs. Union College (12/20/2022)	10
	Mariah Massengill vs. Tennessee Tech (2/25/2017)	10
	Pilar Walker at Belmont (1/25/2014)	10
	Raechele Gray vs. Eastern Illinois (1/7/2013)	10
	Laura Shelton vs. Radford (11/19/2004)	10
	Charlotte Sizemore vs. SEMO (1/25/1999)	10
	Marla Gearhart vs. UT Martin (2/4/1998)	10
	Maisha Thomas vs. Murray State (1/9/1994)	10
	Kim Mays vs. SEMO (2/15/1993)	10
	Kim Mays vs. Murray State (2/13/1993)	10
	Cheryl Jones at Middle Tennessee (2/18/1991)	10
	Cheryl Jones vs. Morehead State (2/2/1991)	10
	Cheryl Jones vs. Murray State (1/28/1991)	10
	Tracy Kindred vs. Murray State (2/24/1990)	10
	Sondra Miller at Middle Tennessee (2/13/1988)	10
35.	45 players	9

SEASON

1.	Alice Recanati (2022-23)	166
2.	Cheryl Jones (1990-91)	165
3.	Angie Cox (1991-92)	164
4.	Samantha Young (1995-96)	160
5.	Alice Recanati (2023-24)	144
6.	Raechele Gray (2012-13)	138
7.	Alice Recanati (2021-22)	137
8.	Cheryl Jones (1991-92)	135
9.	Katie Kelly (2002-03)	130
10.	Pilar Walker (2013-14)	127
11.	Angie Cox (1990-91)	125
12.	Chrissy Roberts (1997-98)	121
13.	Mariah Massengill (2016-17)	119
14.	Sondra Miller (1987-88)	118
15.	Michaela Hunter (2015-16)	117

16.	Kim Mays (1993-94)	116
17.	Angie Cox (1988-89)	113
18.	Niki Avery (2006-07)	112
	Charlotte Sizemore (2000-01)	112
20.	Tracey Kindred (1989-90)	111
21.	Laura Shelton (2004-05)	109
	Mikki Bond (2000-01)	109
	Tina Reece (1987-88)	109
24.	Reese Bass (2010-11)	107
	Crystal Jones (2006-07)	107
26.	Mikki Bond (2001-02)	106
27.	Qay Stanton (2019-20)	105
	Marla Gearhart (1999-00)	105
29.	Zoey Artist (2001-02)	104
30.	Niki Avery (2007-08)	101

CAREER

1.	Alice Recanati (2020-pres.)	537
2.	Angie Cox (1988-92)	487
3.	Katie Kelly (2000-04)	395
4.	Mikki Bond (1998-02)	389
5.	Cheryl Jones (1989-92)	387
6.	Samantha Young (1991-96)	350
7.	Charlotte Sizemore (1997-02)	343
8.	Laura Shelton (2002-06)	331
9.	Zoey Artist (1998-02)	306
10.	Kim Mays (1992-95)	298
11.	Ashley Cazee (2004-08)	292
12.	Maisha Thomas (1991-95)	267
13.	Sondra Miller (1984-88)	266
14.	Mariah Massengill (2013-17)	263
15.	Tina Reece (1985-89)	261
16.	Teresa McNair (1999-03)	258
17.	Kelly Cowan (1987-91)	254
18.	Michaela Hunter (2013-16)	252
19.	Stephany Davis (1992-97)	250
20.	Marla Gearhart (1996-00)	248
21.	Raechele Gray (2011-13)	235
22.	Niki Avery (2006-08)	213
23.	Chrissy Roberts (1996-98)	206
24.	Crystal Jones (2006-08)	205
25.	Brittany Coles (2009-13)	198
26.	Shay Solomon (2015-20)	196
27.	Marcia Haney (1982-85)	195
28.	Candis Cook (2001-05)	182
29.	Teri Goodlett (2017-20)	176
30.	Pilar Walker (2012-14)	174

STEALS**GAME**

1.	Teresa McNair vs. Jacksonville State (12/30/2002)	11
2.	Teresa McNair vs. Tennessee Tech (3/4/2003)	9
	Teresa McNair vs. Morehead State (1/18/2003)	9
	Teresa McNair vs. Southeast Missouri (1/13/2003)	9
	Chrissy Roberts vs. Austin Peay (2/9/1998)	9
	Stephany Davis vs. Ball State (12/1/1992)	9
7.	Tamara Arnold at Jacksonville State (2/12/2005)	8
	Teresa McNair vs. WV Wesleyan (11/23/2002)	8
	Charlotte Sizemore at SEMO (1/10/2002)	8
	Teresa McNair vs. UT Martin (1/22/2000)	8
	Teresa McNair vs. Middle Tennessee (1/6/2000)	8
	Kim Mays vs. Xavier (1/2/1994)	8
	Maisha Thomas vs. Marshall (2/2/1993)	8
	Tiffany Mayfield at SEMO (1/20/1992)	8
	Angie Cox at Austin Peay (1/18/1992)	8
	Segena Mackeroy at UT Martin (1/4/1992)	8
	Angie Cox at Austin Peay (2/11/1991)	8
	Angie Cox vs. Cincinnati (1/23/1991)	8
	Tiffany Mayfield vs. Wright State (11/22/1991)	8
	Cheryl Jones vs. Xavier (12/11/1990)	8
	Tina Cottle vs. Wake Forest (12/31/1983)	8
22.	12 players	7

SEASON

1.	Teresa McNair (2002-03)	131
2.	Angie Cox (1991-92)	109
3.	Angie Cox (1990-91)	100
4.	Teresa McNair (2001-02)	99
5.	Teresa McNair (1999-00)	93
6.	Teresa McNair (2000-01)	83
7.	Maisha Thomas (1992-93)	79
8.	Kim Mays (1994-95)	74
9.	Charlotte Sizemore (2001-02)	73
10.	Antwainette Walker (2022-23)	72
11.	Tiffany Mayfield (1991-92)	71
12.	Samantha Young (1994-95)	70
	Tina Wermuth (1982-83)	70
14.	Ashley Cazee (2006-07)	68
	Cheryl Jones (1990-91)	68
16.	Crystal Jones (2006-07)	66
17.	Crystal Jones (2007-08)	64
	Sondra Miller (1986-87)	64
19.	Pam Garrett (2004-05)	62
	Tina Cottle (1984-85)	62
20.	Charlotte Sizemore (2000-01)	61
21.	Mikki Bond (2001-02)	60
	Chrissy Roberts (1997-98)	60
	Maisha Thomas (1994-95)	60
24.	Raechele Gray (2012-13)	59
	Kayla Drake (2008-09)	59
	Kim Mays (1993-94)	59
	Mikki Bond (1999-00)	59

CAREER

1.	Teresa McNair (1999-03)	406
2.	Angie Cox (1988-92)	296
3.	Maisha Thomas (1991-95)	236
4.	Charlotte Sizemore (1997-02)	228
5.	Mikki Bond (1998-02)	227
6.	Ashley Cazee (2004-08)	203
7.	Pam Garrett (2001-05)	196
8.	Stephany Davis (1992-97)	192
9.	Alice Recanati (2020-pres.)	180
10.	Sondra Miller (1984-88)	166
11.	Alex Jones (2009-13)	165
12.	Katie Kelly (2000-04)	162
13.	Cheryl Jones (1989-92)	160
14.	Kim Mays (1992-95)	156
15.	Samantha Young (1991-96)	153
16.	Zoey Artist (1998-02)	149
17.	Jaree Goodin (1989-93)	139
18.	Kelly Cowan (1987-91)	137
19.	Laphelia Doss (1994-98)	135
20.	Crystal Jones (2006-08)	130
21.	Antwainette Walker (2022-24)	127
22.	Miranda Eckerle (2001-05)	124
23.	Michaela Hunter (2013-16)	121
24.	Marla Gearhart (1996-00)	120
25.	Larrya Wall (1997-01)	111
26.	Bria Bass (2017-22)	110
27.	Tina Cottle (1983-85)	109
28.	Cherie White (2007-11)	106
	Candice Finley (1997-01)	106
30.	Tiffany Mayfield (1991-93)	104

BLOCKS**GAME**

1.	Ariel Kirkwood vs. Transylvania (11/11/2021)	8
2.	I'Liyah Green at Xavier (12/8/2019)	7
	Jade Barber vs. Miami Ohio (11/9/2012)	7
	Fatai Hala'api'api at Eastern Illinois (1/14/2006)	7
5.	Jaree Goodin vs. Middle Tennessee (3/9/1992)	6
6.	Emma Hacker at Boston College (12/13/2023)	5
	I'Liyah Green vs. Kennesaw State (3/2/2022)	5
	I'Liyah Green vs. Southeast Missouri (2/1/2020)	5
	Madison Wood vs. Morehead State (3/1/2017)	5
	Jalen O'Bannon at UNC Greensboro (12/28/2016)	5
	Fatai Hala'api'api vs. Bowling Green (12/29/2003)	5
	Charlotte Sizemore vs. Lipscomb (11/20/2001)	5
	Jaree Goodin at Marshall (12/28/1991)	5
14.	39 players	4

SEASON

1.	Fatai Hala'api'api (2005-06)	54
2.	Fatai Hala'api'api (2003-04)	51
3.	l'Liyah Green (2019-20)	50
4.	Ariel Kirkwood (2021-22)	46
4.	Jalen O'Bannon (2016-17)	41
5.	Jalen O'Bannon (2015-16)	38
6.	Jade Barber (2012-13)	37
	Jade Barber (2011-12)	37
8.	l'Liyah Green (2021-22)	36
9.	Segena Mackeroy (1991-92)	34
10.	Emma Hacker (2022-23)	32
11.	Sheletha McEaddy (1990-91)	31
12.	Brittany Coles (2012-13)	30
	Brittany Coles (2010-11)	30
14.	Charlotte Sizemore (2001-02)	29
15.	Jaree Goodin (1990-91)	28
16.	Ariel Kirkwood (2022-23)	27
	Lindsey Waters (2007-08)	27
	Amber Kirkpatrick (2006-07)	27
	Jaree Goodin (1991-92)	27
20.	Madison Wood (2016-17)	26
21.	Alex Jones (2009-10)	25
22.	Alex Jones (2012-13)	23
23.	Miranda Maples (2013-14)	22
	Andrea Jenkins (2006-07)	22
25.	Sue Zylstra (1992-93)	21

CAREER

1.	Fatai Hala'api'api (2003-06)	107
2.	Brittany Coles (2009-13)	95
3.	Jaree Goodin (1989-93)	91
4.	l'Liyah Green (2019-22)	86
5.	Alex Jones (2009-13)	82
6.	Jalen O'Bannon (2015-17)	79
7.	Jade Barber (2011-13)	74
8.	Emma Hacker (2019-23)	73
	Ariel Kirkwood (2021-23)	73
10.	Charlotte Sizemore (1997-02)	71
11.	Miranda Maples (2012-16)	60
12.	Maisha Thomas (1991-95)	54
	Segena Mackeroy (1991-93)	54
14.	Sue Zylstra (1989-93)	49
15.	Candice Finley (1997-01)	48
16.	Madison Wood (2016-18)	44
17.	Andrea Jenkins (2005-07)	37
	Teresa McNair (1999-03)	37
19.	Abby Wright (2015-19)	36
20.	Alexus Cooper (2012-17)	35
	Sheletha McEaddy (1990-92)	35
22.	Laphelia Doss (1994-98)	34
23.	Cherie White (2007-11)	33
	Cathy Dues (1995-99)	33
25.	Shavonne Jones (2005-08)	31
	Candis Cook (2001-05)	31

GAMES PLAYED**SEASON**

1.	Alice Recanati (2023-24)	34
	Althea Kara Angeles (2023-24)	34
2.	Brie Crittendon (2023-24)	33
	Ivy Turner (2023-24)	33
	Jasmine McGinnis-Taylor (2023-24)	33
5.	Alice Recanati (2022-23)	32
	Bridgid Fox (2022-23)	32
	Danielle Rainey (2022-23)	32
	Emma Hacker (2022-23)	32
	Kalissa Lacy (2022-23)	32
	Alexus Cooper (2016-17)	32
	Jalen O'Bannon (2016-17)	32
	Mariah Massengill (2016-17)	32
13.	Raphaella Toussaint (2023-24)	31
	Ariel Kirkwood (2022-23)	31
	Kayra Freeman (2022-23)	31
	Alice Recanati (2021-22)	31
	Brie Crittendon (2021-22)	31
	Emma Hacker (2021-22)	31
	Kayra Freeman (2021-22)	31
	Madison Wood (2016-17)	31
	Shavontae Naylor (2016-17)	31
	Candis Cook (2004-05)	31
	Laura Shelton (2004-05)	31
	Miranda Eckerle (2004-05)	31
	Pam Garrett (2004-05)	31
	Tamika Bowers (2004-05)	31
	Charlotte Sizemore (2001-02)	31
	Katie Kelly (2001-02)	31
	Mikki Bond (2001-02)	31
	Synisha Smith (2001-02)	31
	Teresa McNair (2001-02)	31
	Zoey Artist (2001-02)	31

CAREER

1.	Bria Bass (2017-22)	138
2.	Alice Recanati (2020-pres.)	121
3.	Miranda Eckerle (2001-05)	120
4.	Candis Cook (2001-05)	119
	Charlotte Sizemore (1997-02)	119
6.	Katie Kelly (2000-04)	117
7.	Mariah Massengill (2013-17)	116
	Laura Shelton (2002-06)	116
	Leigh Carr (2000-04)	116
10.	Miranda Maples (2012-16)	115
	Alex Jones (2009-13)	115
12.	Mikki Bond (1998-02)	114
	Zoey Artist (1998-02)	114
14.	Brittany Coles (2009-13)	113
	Ashley Cazee (2004-08)	113
	Laphelia Doss (1994-98)	113
	Lisa Pace (1994-98)	113

18.	Tamika Bowers (2003-07)	112
19.	Pam Garrett (2001-05)	111
20.	Candice Finley (1997-01)	110
	Samantha Young (1991-96)	110
22.	Cherie White (2007-11)	108
	Tiffany Davis (1992-97)	108
	Jaree Goodin (1989-93)	108
25.	Sue Zylstra (1989-93)	107
26.	Jennifer King (1995-99)	106
	Shannon Browning (1995-99)	106
	Stephany Davis (1992-97)	106
29.	Nadia Mossong (2007-11)	105
	Angie Cox (1988-92)	105
	Kelly Cowan (1987-91)	105

GAMES STARTED

SEASON

1.	Alice Recanati (2023-24)	34
2.	Ivy Turner (2023-24)	33
3.	Alice Recanati (2022-23)	32
	Alexus Cooper (2016-17)	32
5.	Danielle Rainey (2022-23)	31
	Alice Recanati (2021-22)	31
7.	Candis Cook (2004-05)	31
	Pam Garrett (2004-05)	31
	Charlotte Sizemore (2001-02)	31
	Teresa McNair (2001-02)	31
	Zoey Artist (2001-02)	31
12.	Antwainette Walker (2022-23)	30
	Jasmine Stafford (2013-14)	30
	Marie Carpenter (2013-14)	30
	Shelly Harper (2013-14)	30
	Alex Jones (2012-13)	30
	Brittany Coles (2012-13)	30
	Raechele Gray (2012-13)	30
	Andrea Jenkins (2006-07)	30
	Niki Avery (2006-07)	30
	Chrissy Roberts (1996-97)	30
	Laphelia Doss (1996-97)	30
23.	Antwainette Walker (2023-24)	29
	Bria Bass (2021-22)	29
	Shay Solomon (2018-19)	29
	Michaela Hunter (2015-16)	29
	Miranda Maples (2013-14)	29
	Alex Jones (2011-12)	29
	Raechele Gray (2011-12)	29
	Alex Jones (2009-10)	29
	Amber Kirkpatrick (2006-07)	29
	Miranda Eckerle (2004-05)	29
	Katie Kelly (2003-04)	29
	Miranda Eckerle (2002-03)	29
	Teresa McNair (2002-03)	29
	Mikki Bond (2001-02)	29
	Angie Cox (1991-92)	29

CAREER

1.	Bria Bass (2017-22)	123
2.	Alice Recanati (2020-pres.)	118
3.	Alex Jones (2009-13)	114
4.	Laphelia Doss (1994-98)	113
5.	Teresa McNair (1999-03)	111
6.	Charlotte Sizemore (1997-02)	108
	Jaree Goodin (1989-93)	108
8.	Mikki Bond (1998-02)	105
9.	Miranda Eckerle (2001-05)	102
10.	Kelly Cowan (1987-91)	100
11.	Angie Cox (1988-92)	97
12.	Maisha Thomas (1991-95)	96
13.	Ashley Cazee (2004-08)	95
14.	Marie Carpenter (2010-14)	87
15.	Stephany Davis (1992-97)	83
16.	Candice Finley (1997-01)	80
17.	Candice Cook (2001-05)	78
	Shannon Brady (1982-85)	78
19.	Laura Shelton (2002-06)	77
	Sondra Miller (1984-88)	77
21.	Pam Garrett (2001-05)	76
22.	Carla Coffey (1984-88)	75
23.	Kim Mays (1992-95)	73
24.	Brittany Coles (2009-13)	71
	Cherie White (2007-11)	71
26.	Cheryl Jones (1989-92)	66
27.	Alexus Cooper (2012-17)	64
28.	Shay Solomon (2015-20)	63
	Marla Gearhart (1996-00)	63
30.	Miranda Maples (2012-16)	60

MINUTES**SEASON**

1. Alice Recanati (2022-23)	1,129
2. Marie Carpenter (2013-14)	1,102
3. Alexis Cooper (2016-17)	1,099
4. Alice Recanati (2023-24)	1,097
5. Brittany Coles (2012-13)	1,077
6. Ivy Turner (2023-24)	1,060
7. Antwainette Walker (2022-23)	1,041
8. Niki Avery (2006-07)	1,022
9. Tina Wermuth (1982-83)	1,014
10. Miranda Eckerle (2004-05)	1,003
11. Samantha Young (1995-96)	1,001
12. Chrissy Roberts (1996-97)	996
13. Alice Recanati (2021-22)	992
14. Chrissy Roberts (1997-98)	987
15. Raechele Gray (2012-13)	985
16. Niki Avery (2007-08)	972
17. Marla Gearhart (1999-00)	959
18. Michaela Hunter (2015-16)	957
19. Kim Mays (1994-95)	953
20. Shameekia Murray (2015-16)	951
21. Bria Bass (2018-19)	947
22. A'Queen Hayes (2017-18)	946
23. Candis Cook (2004-05)	944
24. Ashley Cazee (2007-08)	940
Lisa Goodin (1982-83)	940
26. Danielle Rainey (2022-23)	937
27. Angie Cox (1991-92)	934
28. Kelly Cowan (1990-91)	933
29. Shay Solomon (2018-19)	924
30. Zoey Artist (2001-02)	920

CAREER

1. Bria Bass (2017-22)	4,118
2. Alice Recanati (2020-pres.)	3,962
3. Brittany Coles (2009-13)	3,417
4. Alex Jones (2009-13)	3,395
5. Ashley Cazee (2004-08)	3,357
6. Marie Carpenter (2010-14)	3,322
7. Kelly Cowan (1987-91)	3,218
8. Charlotte Sizemore (1997-02)	3,208
9. Angie Cox (1988-92)	3,198
10. Laphelia Doss (1994-98)	3,094
11. Jaree Goodin (1989-93)	3,092
12. Miranda Eckerle (2001-05)	3,047
13. Katie Kelly (2000-04)	2,998
14. Maisha Thomas (1991-95)	2,955
15. Teresa McNair (1999-03)	2,953
16. Mikki Bond (1998-02)	2,940
17. Zoey Artist (1998-02)	2,805
18. Carla Coffey (1984-88)	2,740
19. Stephany Davis (1992-97)	2,706
20. Samantha Young (1991-96)	2,691

21. Laura Shelton (2002-06)	2,664
22. Cherie White (2007-11)	2,550
23. Sondra Miller (1984-88)	2,514
24. Candis Cook (2001-05)	2,502
Margy Shelton (1982-86)	2,502
26. Kim Mays (1992-95)	2,467
27. Mariah Massengill (2013-17)	2,452
28. Alexis Cooper (2012-17)	2,451
29. Shannon Brady (1982-85)	2,377
30. Marla Gearhart (1996-00)	2,376

MINUTES AVERAGE**SEASON**

1. Tina Wermuth (1982-83)	37.6
2. Samantha Young (1995-96)	37.1
3. Marie Carpenter (2013-14)	36.7
4. Brittany Coles (2012-13)	35.9
5. Alice Recanati (2022-23)	35.3
6. Chrissy Roberts (1997-98)	35.2
7. A'Queen Hayes (2017-18)	35.0
Angela Fletcher (1985-86)	35.0
9. Lisa Goodin (1982-83)	34.8
10. Antwainette Walker (2022-23)	34.7
Niki Avery (2007-08)	34.7
LaTonya Fleming (1988-89)	34.7
Lisa Goodin (1983-84)	34.7
14. Kelly Cowan (1990-91)	34.6
Carla Coffey (1987-88)	34.6
16. Sondra Miller (1987-88)	34.5
17. Alexis Cooper (2016-17)	34.3
18. Marla Gearhart (1999-00)	34.2
19. Niki Avery (2006-07)	34.1
20. Kim Mays (1994-95)	34.0
21. Bria Bass (2017-18)	33.9
22. Ashley Cazee (2007-08)	33.6
23. Chrissy Roberts (1996-97)	33.2
24. Angie Cox (1990-91)	33.1
25. Kayla Drake (2008-09)	33.0
Kim Mays (1993-94)	33.0
Cheryl Jones (1990-91)	33.0
28. Carla Coffey (1986-87)	32.9
29. Raechele Gray (2012-13)	32.8
30. Bria Bass (2018-19)	32.7

CAREER

1. Lisa Goodin (1982-84)	34.8
2. Niki Avery (2006-08)	34.4
3. Chrissy Roberts (1996-98)	34.2
4. Alice Recanati (2020-pres.)	32.7
Antwainette Walker (2022-24)	32.7
6. Angela Fletcher (1984-86)	32.5
7. Kim Mays (1992-95)	32.0
8. Marie Carpenter (2010-14)	31.9
9. Raechele Gray (2011-13)	31.7

10.	Crystal Jones (2006-08)	31.6
11.	Sarah Fraser-Jones (2008-10)	30.7
12.	Kelly Cowan (1987-91)	30.6
13.	Angie Cox (1988-92)	30.5
14.	Brittany Coles (2009-13)	30.2
15.	Shameekia Murray (2014-16)	30.1
16.	Bria Bass (2017-22)	29.8
17.	Ashley Cazee (2004-08)	29.7
18.	Alex Jones (2009-13)	29.5
19.	Maisha Thomas (1991-95)	28.7
	Marcia Haney (1982-85)	28.7
21.	Jaree Goodin (1989-93)	28.6
	Shannon Brady (1982-85)	28.6
23.	Jalen O'Bannon (2015-17)	28.5
	Cheryl Jones (1989-92)	28.5
25.	Marla Gearhart (1996-00)	28.3
26.	Sondra Miller (1984-88)	27.6
27.	Laphelia Doss (1994-98)	27.4
28.	Michaela Hunter (2013-16)	27.2
29.	Carla Coffey (1984-88)	27.1
30.	Charlotte Sizemore (1997-02)	27.0



**INDIVIDUAL
ASUN CONFERENCE
RECORDS**

SINGLE GAME

Most Points Scored

1.	Antwainette Walker (AUSTIN PEAY, 2/4/23)	33
2.	Antwainette Walker (at Liberty, 2/25/23)	28
	Antwainette Walker (at Queens, 2/23/23)	28
	Antwainette Walker (KENNESAW ST., 1/2/23)	28
5.	Antwainette Walker (BELLARMINE, 1/11/23)	26
6.	Antwainette Walker (NORTH FLORIDA, 1/21/23)	25
7.	Antwainette Walker (BELLARMINE, 2/24/24)	22
	Danielle Rainey (at North Florida, 3/1/23)	22
	Antwainette Walker (at Jacksonville St., 2/11/23)	22
10.	Antwainette Walker (LIPSCOMB, 3/2/24)	21
	Antwainette Walker (at North Alabama, 2/15/24)	21
	Antwainette Walker (at Bellarmine, 1/13/24)	21
	Antwainette Walker (at North Florida, 3/1/23)	21
	Antwainette Walker (STETSON, 1/5/23)	21
	Emma Hacker (at Central Arkansas, 2/19/22)	21

Field Goals

1.	Antwainette Walker (AUSTIN PEAY, 2/4/23)	13
2.	Antwainette Walker (NORTH FLORIDA, 1/21/23)	12
	Antwainette Walker (BELLARMINE, 1/11/23)	12
4.	Antwainette Walker (KENNESAW ST., 1/2/23)	11
5.	Antwainette Walker (at Queens, 2/23/23)	10
6.	Antwainette Walker (at Liberty, 2/25/23)	9
	Antwainette Walker (at Jacksonville St., 2/11/23)	9
	Antwainette Walker (STETSON, 1/5/23)	9
9.	Antwainette Walker (LIPSCOMB, 3/2/24)	8
	Antwainette Walker (at North Alabama, 2/15/24)	8
	Antwainette Walker (at North Florida, 3/1/23)	8
	Antwainette Walker (LIPSCOMB, 2/2/23)	8

Field Goals Attempted

1.	Antwainette Walker (BELLARMINE, 1/11/23)	27
2.	Antwainette Walker (at Bellarmine, 1/14/23)	24
3.	Antwainette Walker (KENNESAW ST., 1/2/23)	23
4.	Antwainette Walker (at Austin Peay, 1/6/24)	22
	Antwainette Walker (at Jacksonville St., 2/11/23)	22
6.	Antwainette Walker (AUSTIN PEAY, 2/4/23)	21
7.	Antwainette Walker (BELLARMINE, 2/24/24)	20
	Antwainette Walker (at Queens, 2/23/23)	20
9.	Jayla Johnson (at North Alabama, 1/12/22)	19
10.	Antwainette Walker (at Liberty, 2/25/23)	18
	Antwainette Walker (LIPSCOMB, 2/2/23)	18

Highest Field Goals Percentage

1.	Jasmine McGinnis-Taylor (at UNA, 2/15/24)	100.0 (7-7)
2.	I'Liyah Green (at Lipscomb, 2/12/22)	100.0 (6-6)
3.	Kayra Freeman (at Fla. Gulf Coast, 1/27/22)	83.3 (5-6)
4.	Antwainette Walker (at Stetson, 1/28/23)	75.0 (6-8)
5.	Alice Recanati (at North Ala., 2/15/24)	71.4 (5-7)
6.	Antwainette Walker (UNF, 1/21/23)	70.5 (12-17)
7.	Ariel Kirkwood (UCA, 2/18/23)	70.0 (7-10)
8.	Ivy Turner (APSU, 2/29/24)	63.6 (7-11)
9.	Jasmine McGinnis-Taylor (QUC, 2/8/24)	62.5 (5-8)
	Jasmine McGinnis-Taylor (at Lip., 1/4/24)	62.5 (5-8)
	Kaitlyn Costner (LIPSCOMB, 3/2/24)	62.5 (5-8)
	Kaitlyn Costner (at North Ala., 1/27/24)	62.5 (5-8)
	Sierra McCullough (at Fla. Gulf Coast, 2/3/24)	62.5 (5-8)

(Minimum 5 made field goals)

Three-Point Field Goals

1.	Danielle Rainey (NORTH FLORIDA, 1/21/23)	5
2.	Althea Kara Angeles (QUEENS, 2/8/24)	4
	Ivy Turner (AUSTIN PEAY, 2/29/24)	4
	Alice Recanati (CENTRAL ARK., 2/18/23)	4
	Danielle Rainey (at Kennesaw St., 2/9/23)	4
	Danielle Rainey (JACKSONVILLE, 1/23/23)	4
	Danielle Rainey (KENNESAW ST., 1/2/23)	4
	Kalissa Lacy (at Queens, 2/23/23)	4
	Kalissa Lacy (at Stetson, 1/28/23)	4
	Kalissa Lacy (at Fla. Gulf Coast, 1/26/23)	4
	Marissa Mackins (at North Florida, 3/1/23)	4
	Marissa Mackins (JACKSONVILLE, 1/23/23)	4
	Marissa Mackins (KENNESAW ST., 1/2/23)	4

Three-Point Field Goals Attempted

1.	Marissa Mackins (JACKSONVILLE, 1/28/23)	11
2.	Danielle Rainey (at Bellarmine, 1/14/23)	10
	Danielle Rainey (KENNESAW ST., 1/2/23)	10
	Marissa Mackins (LIPSCOMB, 2/2/23)	10
	Marissa Mackins (at Stetson, 1/28/23)	10
6.	Danielle Rainey (JACKSONVILLE, 1/23/23)	9
	Kalissa Lacy (at Stetson, 1/29/22)	9
8.	Antwainette Walker (BELLARMINE, 2/24/24)	8
	Emma Hacker (at North Alabama, 1/12/22)	8
	Danielle Rainey (at Central Ark., 1/7/23)	8
	Marissa Mackins (at North Florida, 3/1/23)	8
	Marissa Mackins (at Queens, 2/23/23)	8
	Marissa Mackins (BELLARMINE, 1/11/23)	8
	Marissa Mackins (STETSON, 1/5/23)	8
	Marissa Mackins (KENNESAW ST., 1/2/23)	8

Highest Three-Point FG Percentage

1.	Althea Kara Angeles (QUEENS, 2/8/24)	100.0 (4-4)
	Alice Recanati (QUEENS, 2/8/24)	100.0 (2-2)
	NeKiyah Thompson (at UNF, 1/27/24)	100.0 (2-2)
	Emma Hacker (BELLARMINE, 2/26/22)	100.0 (2-2)
	Kayra Freeman (BELLARMINE, 2/26/22)	100.0 (2-2)
	Emma Hacker (at Central Arkansas, 2/19/22)	100.0 (2-2)
	Alice Recanati (NORTH FLA., 1/22/22)	100.0 (2-2)
	Brie Crittendon (LIPSCOMB, 1/19/22)	100.0 (2-2)
9.	Alice Recanati (CENTRAL ARK., 2/18/23)	80.0 (4-5)
10.	Antwainette Walker (LIPSCOMB, 3/2/24)	75.0 (3-4)
	Danielle Rainey (at Stetson, 1/28/23)	75.0 (3-4)

(Minimum 2 made three-point field goals)

Free Throws

1.	Marissa Mackins (BELLARMINE, 1/11/23)	10
2.	Antwainette Walker (at Liberty, 2/25/23)	9
	Bria Bass (BELLARMINE, 2/26/22)	9
4.	Emma Hacker (NORTH ALABAMA, 2/16/23)	8
	Alice Recanati (KENNESAW STATE, 2/3/22)	8
	Jayla Johnson (CENTRAL ARKANSAS, 1/5/22)	8
7.	Ivy Turner (NORTH ALABAMA, 1/20/24)	7
	Sierra McCullough (at Central Arkansas, 2/17/24)	7
	Antwainette Walker (AUSTIN PEAY, 2/4/23)	7
	Antwainette Walker (at Fla. Gulf Coast, 1/26/23)	7
	Antwainette Walker (JACKSONVILLE, 1/23/23)	7

Free Throws Attempted

1.	Sierra McCullough (at Central Ark., 2/17/24)	12
2.	Antwainette Walker (AUSTIN PEAY, 2/4/23)	11
	Emma Hacker (NORTH ALABAMA, 2/16/23)	11
	Marissa Mackins (BELLARMINE, 1/11/23)	11
5.	Antwainette Walker (at Liberty, 2/25/23)	10
	Jayla Johnson (at Jacksonville State, 2/24/22)	10
7.	Bria Bass (BELLARMINE, 2/26/22)	9
	Alice Recanati (KENNESAW STATE, 2/3/22)	9
	Jayla Johnson (KENNESAW STATE, 2/3/22)	9
10.	Ivy Turner (at North Alabama, 1/20/24)	8
	Sierra McCullough (QUEENS, 2/8/24)	8
	Antwainette Walker (at Queens, 2/23/23)	8
	Antwainette Walker (at Fla. Gulf Coast, 1/26/23)	8
	Antwainette Walker (JACKSONVILLE, 1/23/23)	8

Highest Free Throw Percentage

1.	Bria Bass (BELLARMINE, 2/26/22)	100.0 (9-9)
2.	Jayla Johnson (CENTRAL ARK., 1/5/22)	100.0 (8-8)
3.	Antwainette Walker (BELLARMINE, 2/24/24)	100.0 (6-6)
	Bria Bass (at Lipscomb, 2/12/22)	100.0 (6-6)
	Jayla Johnson (LIPSCOMB, 1/19/22)	100.0 (6-6)
6.	Ivy Turner (NORTH ALA., 1/20/24)	87.5 (7-8)
7.	Sierra McCullough (at Central Ark., 2/17/24)	58.3 (7-12)
8.		
9.		
10.		

(Minimum 6 made free throws)

Total Rebounds

1.	Bria Bass (at North Alabama, 1/12/22)	18
2.	Jasmine McGinnis-Taylor (QUEENS, 2/8/24)	13
	Antwainette Walker (at Liberty, 2/25/23)	13
	Antwainette Walker (at Jacksonville St., 2/11/23)	13
	I'Liyah Green (NORTH ALABAMA, 2/17/22)	13
6.	Antwainette Walker (at North Alabama, 2/15/24)	12
7.	Jasmine McGinnis-Taylor (BELLARMINE, 2/24/24)	11
	Jasmine McGinnis-Taylor (CENTRAL ARK., 1/18/24)	11
	Alice Recanati (at Jacksonville, 1/23/24)	11
	Antwainette Walker (at North Florida, 3/1/23)	11
	Antwainette Walker (AUSTIN PEAY, 2/4/23)	11
	Antwainette Walker (NORTH FLORIDA, 1/21/23)	11
	Antwainette Walker (at Bellarmine, 1/14/23)	11

Assists

1.	Alice Recanati (NORTH FLORIDA, 1/21/23)	10
	Alice Recanati (NORTH ALABAMA, 2/16/23)	9
	Alice Recanati (JACKSONVILLE, 1/23/23)	9
	Alice Recanati (KENNESAW STATE, 2/3/22)	9
5.	Alice Recanati (at North Florida, 3/1/23)	8
	Alice Recanati (STETSON, 1/5/23)	8
	Alice Recanati (KENNESAW ST., 1/2/23)	8
	Alice Recanati (JACKSONVILLE ST., 1/15/22)	8
9.	Alice Recanati (KENNESAW ST., 2/10/24)	7
	Ivy Turner (KENNESAW ST., 2/10/24)	7
	Kaitlyn Costner (BELLARMINE, 2/24/24)	7
	Antwainette Walker (STETSON, 1/5/23)	7

Blocks

1.	I'Liyah Green (at Jacksonville State, 2/24/22)	4
	Ariel Kirkwood (at Lipscomb, 2/12/22)	4
3.	Sierra McCullough (BELLARMINE, 2/24/24)	3
	Danielle Rainey (at Queens, 2/23/23)	3
5.	Alice Recanati (NORTH ALABAMA, 1/20/24)	2
	Sierra McCullough (at Bellarmine, 1/13/24)	2
	Sierra McCullough (at Austin Peay, 1/6/24)	2
	Sierra McCullough (at Lipscomb, 1/4/24)	2
	Ariel Kirkwood (at Bellarmine, 1/14/23)	2
	Emma Hacker (at Queens, 2/23/23)	2
	Emma Hacker (CENTRAL ARK., 2/18/23)	2
	Emma Hacker (at Fla. Gulf Coast, 1/26/23)	2
	Danielle Rainey (NORTH ALABAMA, 2/16/23)	2

Steals

1.	Antwainette Walker (at North Florida, 1/27/24)	7
2.	Alice Recanati (BELLARMINE, 1/11/23)	6
3.	Antwainette Walker (at Stetson, 1/28/23)	5
4.	Alice Recanati (at Bellarmine, 1/13/24)	4
	Alice Recanati (at Kennesaw State, 2/9/23)	4
	Antwainette Walker (at Liberty, 2/25/23)	4
	Antwainette Walker (KENNESAW ST., 1/2/23)	4
	Danielle Rainey (at Kennesaw State, 2/9/23)	4
9.		
10.		

SEASON**Most Points Scored**

1. Antwainette Walker (2022-23)	376
2. Antwainette Walker (2023-24)	254
3. Danielle Rainey (2022-23)	221
4. Marissa Mackins (2022-23)	202
5. Jayla Johnson (2021-22)	184
6. Alice Recanati (2021-22)	171
7. Alice Recanati (2023-24)	169
8. Alice Recanati (2022-23)	158
9. Ivy Turner (2023-24)	151
10. Bria Bass (2021-22)	141

Points Per Game

1. Antwainette Walker (2022-23)	20.9
2. Antwainette Walker (2023-24)	16.9
3. Danielle Rainey (2022-23)	12.3
4. Jayla Johnson (2021-22)	11.5
5. Marissa Mackins (2022-23)	11.2
6. Alice Recanati (2021-22)	10.7
7. Alice Recanati (2023-24)	10.6
8. Ivy Turner (2023-24)	10.1
9. Bria Bass (2021-22)	10.1
10. Alice Recanati (2022-23)	8.8

Field Goals

1. Antwainette Walker (2022-23)	149
2. Antwainette Walker (2023-24)	92
3. Danielle Rainey (2022-23)	77
4. Jayla Johnson (2021-22)	63
5. Marissa Mackins (2022-23)	61
6. Alice Recanati (2023-24)	59
7. Alice Recanati (2022-23)	58
8. Alice Recanati (2021-22)	56
9. l'Liyah Green (2021-22)	53
10. Ivy Turner (2023-24)	52

Field Goals Attempted

1. Antwainette Walker (2022-23)	309
2. Antwainette Walker (2023-24)	222
3. Danielle Rainey (2022-23)	173
4. Marissa Mackins (2022-23)	172
5. Jayla Johnson (2021-22)	171
6. Alice Recanati (2023-24)	157
7. Alice Recanati (2021-22)	142
8. Alice Recanati (2022-23)	138
9. Ivy Turner (2023-24)	132
10. Bria Bass (2021-22)	119

Highest Field Goals Percentage

1. Jasmine McGinnis-Taylor (2023-24)	50.0
2. l'Liyah Green (2021-22)	48.6
3. Antwainette Walker (2022-23)	48.2
4. Danielle Rainey (2022-23)	44.5
5. Alice Recanati (2022-23)	42.0
6. Antwainette Walker (2023-24)	41.4
7. Emma Hacker (2021-22)	41.1
8. Bria Bass (2021-22)	40.3
9. Ivy Turner (2023-24)	39.4
Alice Recanati (2021-22)	39.4

(Minimum 3 made field goals/game played)

Three-Point Field Goals

1. Marissa Mackins (2022-23)	41
2. Danielle Rainey (2022-23)	37
3. Kalissa Lacy (2022-23)	28
4. Antwainette Walker (2023-24)	21
5. Alice Recanati (2023-24)	18
Emma Hacker (2021-22)	18
7. Ivy Turner (2023-24)	16
Alice Recanati (2021-22)	16
9. Alice Recanati (2022-23)	15
10. Kalissa Lacy (2021-22)	14

Three-Point Field Goals Attempted

1. Marissa Mackins (2022-23)	120
2. Danielle Rainey (2022-23)	95
3. Antwainette Walker (2023-24)	68
Kalissa Lacy (2022-23)	68
5. Ivy Turner (2023-24)	52
6. Emma Hacker (2021-22)	49
7. Alice Recanati (2023-24)	46
8. Alice Recanati (2022-23)	43
9. Emma Hacker (2022-23)	42
10. Brie Crittendon (2021-22)	37

Highest Three-Point FG Percentage

1. Kalissa Lacy (2021-22)	45.2 (14-31)
2. Alice Recanati (2021-22)	44.4 (16-36)
3. Kalissa Lacy (2022-23)	41.2 (28-68)
4. Alice Recanati (2023-24)	39.1 (18-46)
5. Danielle Rainey (2022-23)	38.9 (37-95)
6. Emma Hacker (2021-22)	36.7 (18-49)
7. Marissa Mackins (2022-23)	34.2 (41-120)
8. Antwainette Walker (2023-24)	30.9 (21-68)
9. Ivy Turner (2023-24)	30.8 (16-52)
10.	

(Minimum 1 made three-point FG/game played)

Free Throws

1. Antwainette Walker (2022-23)	73
2. Jayla Johnson (2021-22)	51
3. Antwainette Walker (2023-24)	49
4. Alice Recanati (2021-22)	43
5. Marissa Mackins (2022-23)	39
6. Emma Hacker (2021-22)	37
7. Bria Bass (2021-22)	35
8. Alice Recanati (2023-24)	33
9. Ivy Turner (2023-24)	31
Brie Crittendon (2021-22)	31

Free Throws Attempted

1. Antwainette Walker (2022-23)	88
2. Jayla Johnson (2021-22)	73
3. Alice Recanati (2021-22)	55
4. Antwainette Walker (2023-24)	54
5. Marissa Mackins (2022-23)	49
6. Emma Hacker (2021-22)	47
7. Bria Bass (2021-22)	42
8. Sierra McCullough (2023-24)	41
9. Alice Recanati (2023-24)	40
10. Brie Crittendon (2021-22)	38

Highest Free Throw Percentage

1. Ivy Turner (2023-24)	91.2 (31-34)
2. Antwainette Walker (2023-24)	90.7 (49-54)
3. Brie Crittendon (2023-24)	87.0 (20-23)
4. Danielle Rainey (2022-23)	85.7 (30-35)
5. Bria Bass (2021-22)	83.3 (35-42)
6. Antwainette Walker (2022-23)	83.0 (73-88)
7. Alice Recanati (2023-24)	82.5 (33-40)
8. Brie Crittendon (2021-22)	81.6 (31-38)
9. Marissa Mackins (2022-23)	79.6 (39-49)
10. Alice Recanati (2022-23)	79.4 (27-34)

(Minimum 1 made free throw/game played)

Total Rebounds

1. Antwainette Walker (2022-23)	162
2. l'Liyah Green (2021-22)	120
3. Jasmine McGinnis-Taylor (2023-24)	108
4. Bria Bass (2021-22)	106
5. Sierra McCullough (2023-24)	96
6. Danielle Rainey (2022-23)	83
7. Alice Recanati (2022-23)	80
8. Antwainette Walker (2023-24)	78
9. Alice Recanati (2023-24)	73
10. Ariel Kirkwood (2022-23)	71

Rebounds Per Game

1. Antwainette Walker (2022-23)	9.0
2. Bria Bass (2021-22)	7.6
3. l'Liyah Green (2021-22)	7.5
4. Jasmine McGinnis-Taylor (2023-24)	6.8
5. Sierra McCullough (2023-24)	6.0
6. Antwainette Walker (2023-24)	5.2
7. Alice Recanati (2023-24)	4.6
Danielle Rainey (2022-23)	4.6
9. Alice Recanati (2022-23)	4.4
Ariel Kirkwood (2021-22)	4.4

Assists

1. Alice Recanati (2022-23)	102
2. Alice Recanati (2021-22)	74
3. Alice Recanati (2023-24)	63
4. Marissa Mackins (2022-23)	49
5. Ivy Turner (2023-24)	40
Antwainette Walker (2022-23)	40
7. Danielle Rainey (2022-23)	38
8. Kaitlyn Costner (2023-24)	31
9. Ariel Kirkwood (2022-23)	27
10. Emma Hacker (2021-22)	23

Blocks

1. l'Liyah Green (2021-22)	27
2. Sierra McCullough (2023-24)	15
Emma Hacker (2022-23)	15
Ariel Kirkwood (2021-22)	15
5. Emma Hacker (2021-22)	12
6. Ariel Kirkwood (2022-23)	10
7. Danielle Rainey (2022-23)	7
8. Alice Recanati (2023-24)	6
9. Jayla Johnson (2021-22)	5
10. Antwainette Walker (2023-24)	4
Bridgid Fox (2022-23)	4
Bridgid Fox (2021-22)	4

Steals

1. Antwainette Walker (2022-23)	36
2. Alice Recanati (2022-23)	31
3. Antwainette Walker (2023-24)	27
4. Alice Recanati (2023-24)	25
5. Emma Hacker (2021-22)	22
6. Brie Crittendon (2021-22)	21
7. Alice Recanati (2021-22)	20
8. Ariel Kirkwood (2022-23)	19
9. Ivy Turner (2023-24)	18
Danielle Rainey (2022-23)	18

TOURNAMENT - SINGLE GAME

Most Points Scored

1.	Antwainette Walker (at Lipscomb, 3/9/24).....	20
2.	Antwainette Walker (at Central Arkansas, 3/12/24).....	19
3.	Antwainette Walker (at Austin Peay, 3/5/23).....	18
4.	Alice Recanati (at Lipscomb, 3/9/24).....	16
5.	Kalissa Lacy (at Liberty, 3/6/22).....	15
6.	Ivy Turner (at Lipscomb, 3/9/24).....	14
	Alice Recanati (KENNESAW STATE, 3/2/22).....	14
8.	Ivy Turner (at Central Arkansas, 3/12/24).....	13
	Althea Kara Angeles (at Lipscomb, 3/9/24).....	13
	Jayla Johnson (at Liberty, 3/6/22).....	13
	l'Liyah Green (KENNESAW STATE, 3/2/22).....	13

Field Goals

1.	Antwainette Walker (at Central Arkansas, 3/12/24).....	9
2.	Alice Recanati (at Lipscomb, 3/9/24).....	8
	Antwainette Walker (at Austin Peay, 3/5/23).....	8
4.	Antwainette Walker (at Lipscomb, 3/9/24).....	7
5.	Ivy Turner (at Lipscomb, 3/9/24).....	6
	l'Liyah Green (KENNESAW STATE, 3/2/22).....	6
	Alice Recanati (KENNESAW STATE, 3/2/22).....	6
8.	Althea Kara Angeles (at Lipscomb, 3/9/24).....	5
	Ivy Turner (at Central Arkansas, 3/12/24).....	5
10.		

Field Goals Attempted

1.	Antwainette Walker (at Austin Peay, 3/5/23).....	24
2.	Antwainette Walker (at Central Arkansas, 3/12/24).....	21
3.	Antwainette Walker (at Lipscomb, 3/9/24).....	16
4.	Ivy Turner (at Central Arkansas, 3/12/24).....	12
	Ivy Turner (at Lipscomb, 3/9/24).....	12
6.	Alice Recanati (at Lipscomb, 3/9/24).....	11
	Jayla Johnson (at Liberty, 3/6/22).....	11
	Jayla Johnson (KENNESAW STATE, 3/2/22).....	11
	l'Liyah Green (KENNESAW STATE, 3/2/22).....	11
10.	Kaitlyn Costner (at Lipscomb, 3/9/24).....	9
	Alice Recanati (at Central Arkansas, 3/12/24).....	9
	Bria Bass (KENNESAW STATE, 3/2/22).....	9
	Alice Recanati (KENNESAW STATE, 3/2/22).....	9

Highest Field Goals Percentage

1.	Alice Recanati (at Lipscomb, 3/9/24).....	72.7 (8-11)
2.	Alice Recanati (KENNESAW STATE, 3/2/22).....	66.7 (6-9)
3.	l'Liyah Green (KENNESAW STATE, 3/2/22).....	54.5 (6-11)
4.	Ivy Turner (at Lipscomb, 3/9/24).....	50.0 (6-12)
5.	Antwainette Walker (at Lipscomb, 3/9/24).....	43.7 (7-16)
6.	Antwainette Walker (at Central Ark., 3/12/24).....	42.8 (9-21)
7.	Antwainette Walker (at Austin Peay, 3/5/23).....	33.3 (8-24)
8.		
9.		
10.		

(Minimum 6 made field goals)

Three-Point Field Goals

1.	Althea Kara Angeles (at Lipscomb, 3/9/24).....	3
	Antwainette Walker (at Lipscomb, 3/9/24).....	3
	Kalissa Lacy (at Liberty, 3/6/22).....	3
4.	Ivy Turner (at Lipscomb, 3/9/24).....	2
	Emma Hacker (KENNESAW STATE, 3/2/22).....	2
6.		
7.		
8.		
9.		
10.		

(Minimum 2 made 3pt field goals)

Three-Point Field Goals Attempted

1.	Antwainette Walker (at Lipscomb, 3/9/24).....	7
2.	Althea Kara Angeles (at Lipscomb, 3/9/24).....	5
	Marissa Mackins (at Austin Peay, 3/5/23).....	5
4.	Ivy Turner (at Lipscomb, 3/9/24).....	4
	Danielle Rainey (at Austin Peay, 3/5/23).....	4
	Alice Recanati (at Austin Peay, 3/5/23).....	4
	Kalissa Lacy (at Liberty, 3/6/22).....	4
	Bria Bass (at Liberty, 3/6/22).....	4
	Emma Hacker (at Liberty, 3/6/22).....	4
10.	Antwainette Walker (at Central Arkansas, 3/12/24).....	3
	Jayla Johnson (KENNESAW STATE, 3/2/22).....	3
	Bria Bass (KENNESAW STATE, 3/2/22).....	3
	Emma Hacker (KENNESAW STATE, 3/2/22).....	3

Highest Three-Point FG Percentage

1.	Kalissa Lacy (at Liberty, 3/6/22).....	75.0 (3-4)
2.	Emma Hacker (KENNESAW ST., 3/2/22).....	66.7 (2-3)
3.	Althea Kara Angeles (at Lipscomb, 3/9/24).....	60.0 (3-5)
4.	Ivy Turner (at Lipscomb, 3/9/24).....	50.0 (2-4)
5.	Antwainette Walker (at Lipscomb, 3/9/24).....	42.8 (3-7)
6.		
7.		
8.		
9.		
10.		

(Minimum 2 made three-point field goals)

Free Throws

1.	Jasmine McGinnis-Taylor (at Central Ark., 3/12/24).....	8
2.	Emma Hacker (at Austin Peay, 3/5/23).....	6
	Kalissa Lacy (at Liberty, 3/6/22).....	6
4.	Kayra Freeman (KENNESAW STATE, 3/2/22).....	5
5.	Alice Recanati (at Austin Peay, 3/5/23).....	4
	Jayla Johnson (at Liberty, 3/6/22).....	4
	Bria Bass (at Liberty, 3/6/22).....	4
8.		
9.		
10.		

(Minimum 4 made free throws)

Free Throws Attempted

1.	Jasmine McGinnis-Taylor (at Central Ark., 3/12/24).....	12
2.	Emma Hacker (at Austin Peay, 3/5/23).....	8
3.	Sierra McCullough (at Lipscomb, 3/9/24).....	7
4.	Kalissa Lacy (at Liberty, 3/6/22).....	6
	Jayla Johnson (at Liberty, 3/6/22).....	6
	Kayra Freeman (KENNESAW STATE, 3/2/22).....	6
7.	Antwainette Walker (at Central Arkansas, 3/12/24).....	5
	Jasmine McGinnis-Taylor (at Lipscomb, 3/9/24).....	5
9.	Sierra McCullough (at Central Arkansas, 3/12/24).....	4
	Antwainette Walker (at Lipscomb, 3/9/24).....	4
	Marissa Mackins (at Austin Peay, 3/5/23).....	4
	Ariel Kirkwood (at Austin Peay, 3/5/23).....	4
	Alice Recanati (at Austin Peay, 3/5/23).....	4
	Bria Bass (at Liberty, 3/6/22).....	4

Highest Free Throw Percentage

1.	Kalissa Lacy (at Liberty, 3/6/22).....	100.0 (6-6)
2.	Emma Hacker (at APSU, 3/5/23).....	75.0 (6-8)
3.	Jasmine McGinnis-Taylor (at UCA, 3/12/24).....	66.7 (8-12)
4.		
5.		
6.		
7.		
8.		
9.		
10.		

(Minimum 6 made free throws)

Offensive Rebounds

1.	Jasmine McGinnis-Taylor (at Central Ark., 3/12/24).....	5
2.	Alice Recanati (at Central Arkansas, 3/12/24).....	3
	Sierra McCullough (at Lipscomb, 3/9/24).....	3
	Kaitlyn Costner (at Lipscomb, 3/9/24).....	3
	Antwainette Walker (at Austin Peay, 3/5/23).....	3
	Bria Bass (KENNESAW STATE, 3/2/22).....	3
	Bria Bass (at Liberty, 3/6/22).....	3
8.	Antwainette Walker (at Central Arkansas, 3/12/24).....	2
	Ivy Turner (at Lipscomb, 3/9/24).....	2
	Ariel Kirkwood (at Austin Peay, 3/5/23).....	2
	Jayla Johnson (KENNESAW STATE, 3/2/22).....	2
	Ariel Kirkwood (KENNESAW STATE, 3/2/22).....	2
	Bridgid Fox (at Liberty, 3/6/22).....	2

Defensive Rebounds

1.	Jasmine McGinnis-Taylor (at Central Ark., 3/12/24).....	9
	Antwainette Walker (at Lipscomb, 3/9/24).....	9
3.	Bria Bass (KENNESAW STATE, 3/2/22).....	8
4.	Antwainette Walker (at Central Arkansas, 3/12/24).....	7
	Ivy Turner (at Lipscomb, 3/9/24).....	7
	Ariel Kirkwood (KENNESAW STATE, 3/2/22).....	7
7.	Sierra McCullough (at Lipscomb, 3/9/24).....	6
8.	Jasmine McGinnis-Taylor (at Lipscomb, 3/9/24).....	5
	l'Liyah Green (KENNESAW STATE, 3/2/22).....	5
10.	Ariel Kirkwood (at Liberty, 3/6/22).....	4

Total Rebounds

1.	Jasmine McGinnis-Taylor (at Central Ark., 3/12/24).....	14
2.	Antwainette Walker (at Lipscomb, 3/9/24).....	10
3.	Antwainette Walker (at Central Arkansas, 3/12/24).....	9
	Ivy Turner (at Lipscomb, 3/9/24).....	9
	Sierra McCullough (at Lipscomb, 3/9/24).....	9
	Ariel Kirkwood (KENNESAW STATE, 3/2/22).....	9
7.	Bria Bass (KENNESAW STATE, 3/2/22).....	8
	l'Liyah Green (KENNESAW STATE, 3/2/22).....	8
9.	Jasmine McGinnis-Taylor (at Lipscomb, 3/9/24).....	6
	Antwainette Walker (at Austin Peay, 3/5/23).....	6
	Jayla Johnson (at Liberty, 3/6/22).....	6

Assists

1.	Alice Recanati (at Lipscomb, 3/9/24).....	5
	Alice Recanati (KENNESAW STATE, 3/2/22).....	5
3.	Ariel Kirkwood (KENNESAW STATE, 3/2/22).....	4
4.	Ivy Turner (at Lipscomb, 3/9/24).....	3
	Brie Crittendon (KENNESAW STATE, 3/2/22).....	3
	Kyra Freeman (at Liberty, 3/6/22).....	3
7.	NeKiyah Thompson (at Central Arkansas, 3/12/24).....	2
	Kaitlyn Costner (at Central Arkansas, 3/12/24).....	2
	Raphaela Toussaint (at Lipscomb, 3/9/24).....	2
	Ariel Kirkwood (at Austin Peay, 3/5/23).....	2
	Bria Bass (KENNESAW STATE, 3/2/22).....	2
	Kayra Freeman (KENNESAW STATE, 3/2/22).....	2

Blocks

1.	l'Liyah Green (KENNESAW STATE, 3/2/22).....	5
2.	Emma Hacker (KENNESAW STATE, 3/2/22).....	3
3.	Sierra McCullough (at Lipscomb, 3/9/24).....	2
	Ariel Kirkwood (at Liberty, 3/6/22).....	2
5.	Alice Recanati (at Central Arkansas, 3/12/24).....	1
	Ariel Kirkwood (at Austin Peay, 3/5/23).....	1
	Brie Crittendon (KENNESAW STATE, 3/2/22).....	1
	Ariel Kirkwood (KENNESAW STATE, 3/2/22).....	1
	Jayla Johnson (at Liberty, 3/6/22).....	1
	l'Liyah Green (at Liberty, 3/6/22).....	1

Steals

1.	Antwainette Walker (at Austin Peay, 3/5/23).....	4
	Marissa Mackins (at Austin Peay, 3/5/23).....	4
3.	l'Liyah Green (KENNESAW STATE, 3/2/22).....	3
	Ariel Kirkwood (at Liberty, 3/6/22).....	3
5.	Ivy Turner (at Central Arkansas, 3/12/24).....	2
	Ariel Kirkwood (at Austin Peay, 3/5/23).....	2
	Jayla Johnson (KENNESAW STATE, 3/2/22).....	2
	Brie Crittendon (KENNESAW STATE, 3/2/22).....	2
9.		
10.		

(Minimum 2 steals)

TOURNAMENT - ENTIRE

Minimum Two Games Played

Most Points Scored

1. Antwainette Walker (2 games, 2024)	39
2. Ivy Turner (2 games, 2024)	27
3. Alice Recanati (2 games, 2024)	25
4. Jayla Johnson (2 games, 2022)	22
5. Jasmine McGinnis-Taylor (2 games, 2024)	17
6. Alice Recanati (2 games, 2022)	16
7. Emma Hacker (2 games, 2022)	16
8. Althea Kara Angeles (2 games, 2024)	15
9. l'Liyah Green (2 games, 2022)	15
10. Kalissa Lacy (2 games, 2022)	15

Points Per Game

1. Antwainette Walker (2 games, 2024)	19.5
2. Ivy Turner (2 games, 2024)	13.5
3. Alice Recanati (2 games, 2024)	12.5
4. Jayla Johnson (2 games, 2022)	11.0
5. Jasmine McGinnis-Taylor (2 games, 2024)	8.5
6. Alice Recanati (2 games, 2022)	8.0
7. Emma Hacker (2 games, 2022)	8.0
8. Althea Kara Angeles (2 games, 2024)	7.5
9. l'Liyah Green (2 games, 2022)	7.5
10. Kalissa Lacy (2 games, 2022)	7.5
10. Bria Bass (2 games, 2022)	7.0

Field Goals

1. Antwainette Walker (2 games, 2024)	16
2. Alice Recanati (2 games, 2024)	12
3. Ivy Turner (2 games, 2024)	11
4. Jayla Johnson (2 games, 2022)	7
5. Alice Recanati (2 games, 2022)	7
6. l'Liyah Green (2 games, 2022)	7
7. Althea Kara Angeles (2 games, 2024)	6
8. Kaitlyn Costner (2 games, 2024)	5
9. Emma Hacker (2 games, 2022)	5
10. Ariel Kirkwood (2 games, 2022)	4
10. Bridgid Fox (2 games, 2022)	4

Field Goals Attempted

1. Antwainette Walker (2 games, 2024)	37
2. Ivy Turner (2 games, 2024)	24
3. Jayla Johnson (2 games, 2022)	22
4. Alice Recanati (2 games, 2024)	20
5. Bria Bass (2 games, 2022)	16
6. l'Liyah Green (2 games, 2022)	15
7. Kaitlyn Costner (2 games, 2024)	13
8. Alice Recanati (2 games, 2022)	13
9. Althea Kara Angeles (2 games, 2024)	12
10. Emma Hacker (2 games, 2022)	11

Highest Field Goals Percentage

1. Alice Recanati (2 games, 2024)	60.0
2. Ivy Turner (2 games, 2024)	45.8
3. Antwainette Walker (2 games, 2024)	41.0
4.	
5.	
6.	
7.	
8.	
9.	
10.	

(Minimum 8 made field goals)

Three-Point Field Goals

1. Ivy Turner (2 games, 2024)	3
Antwainette Walker (2 games, 2024)	3
Althea Kara Angeles (2 games, 2024)	3
Emma Hacker (2 games, 2022)	3
Kalissa Lacy (2 games, 2022)	3
6. Jayla Johnson (2 games, 2022)	2
7. NeKiyah Thompson (2 games, 2024)	1
Alice Recanati (2 games, 2022)	1
Bria Bass (2 games, 2022)	1
Ariel Kirkwood (2 games, 2022)	1

Three-Point Field Goals Attempted

1. Antwainette Walker (2 games, 2024)	10
2. Emma Hacker (2 games, 2022)	7
3. Bria Bass (2 games, 2022)	7
4. Althea Kara Angeles (2 games, 2024)	6
5. Ivy Turner (2 games, 2024)	5
Jayla Johnson (2 games, 2022)	5
Kalissa Lacy (2 games, 2022)	5
8. NeKiyah Thompson (2 games, 2024)	3
Alice Recanati (2 games, 2022)	3
Brie Crittendon (2 games, 2022)	3

Highest Three-Point FG Percentage

1. Ivy Turner (2 games, 2024)	60.0 (3-5)
Kalissa Lacy (2 games, 2022)	60.0 (3-5)
3. Althea Kara Angeles (2 games, 2024)	50.0 (3-6)
4. Emma Hacker (2 games, 2022)	42.9 (3-7)
5. Antwainette Walker (2 games, 2024)	30.0 (3-10)
6.	
7.	
8.	
9.	
10.	

(Minimum 3 made three-point field goals)

Free Throws

1. Jasmine McGinnis-Taylor (2 games, 2024)	11
2. Bria Bass (2 games, 2022)	7
3. Jayla Johnson (2 games, 2022)	6
Kalissa Lacy (2 games, 2022)	6
5. Kayra Freeman (2 games, 2022)	5
6. Antwainette Walker (2 games, 2024)	4
7. Emma Hacker (2 games, 2022)	3
8. Sierra McCullough (2 games, 2024)	2
Ivy Turner (2 games, 2024)	2
Brie Crittendon (2 games, 2022)	2

Free Throws Attempted

1. Jasmine McGinnis-Taylor (2 games, 2024)	17
2. Sierra McCullough (2 games, 2024)	11
3. Antwainette Walker (2 games, 2024)	9
4. Jayla Johnson (2 games, 2022)	8
5. Bria Bass (2 games, 2022)	7
6. Kayra Freeman (2 games, 2022)	6
Kalissa Lacy (2 games, 2022)	6
8. Brie Crittendon (2 games, 2022)	4
9. Emma Hacker (2 games, 2022)	3
10. Four players	2

Highest Free Throw Percentage

1. Jasmine McGinnis-Taylor (2 games, 2024)	64.7 (11-17)
2.	
3.	
4.	
5.	
6.	
7.	
8.	
9.	
10.	

(Minimum 6 made free throws)

Offensive Rebounds

1. Jasmine McGinnis-Taylor (2 games, 2024)	6
2. Jayla Johnson (2 games, 2022)	5
3. Sierra McCullough (2 games, 2024)	4
4. Kaitlyn Costner (2 games, 2024)	3
Antwainette Walker (2 games, 2024)	3
Ivy Turner (2 games, 2024)	3
l'Liyah Green (2 games, 2022)	3
Ariel Kirkwood (2 games, 2022)	3
9. Alice Recanati (2 games, 2024)	2
Brigid Fox (2 games, 2022)	2

Defensive Rebounds

1. Antwainette Walker (2 games, 2024)	16
2. Jasmine McGinnis-Taylor (2 games, 2024)	14
3. Ariel Kirkwood (2 games, 2022)	11
4. Bria Bass (2 games, 2022)	10
5. Ivy Turner (2 games, 2024)	9
6. Sierra McCullough (2 games, 2024)	7
8. l'Liyah Green (2 games, 2022)	6
Brie Crittendon (2 games, 2022)	6
10. Kaitlyn Costner (2 games, 2024)	4
Jayla Johnson (2 games, 2022)	4

Total Rebounds

1. Jasmine McGinnis-Taylor (2 games, 2024)	20
2. Antwainette Walker (2 games, 2024)	19
3. Ariel Kirkwood (2 games, 2022)	14
4. Ivy Turner (2 games, 2024)	12
5. Sierra McCullough (2 games, 2024)	11
6. Bria Bass (2 games, 2022)	10
7. Jayla Johnson (2 games, 2022)	9
l'Liyah Green (2 games, 2022)	9
9. Alice Recanati (2 games, 2024)	7
Kaitlyn Costner (2 games, 2024)	7
Brie Crittendon (2 games, 2022)	7

Assists

1. Alice Recanati (2 games, 2024)	6
Alice Recanati (2 games, 2022)	6
3. Ariel Kirkwood (2 games, 2022)	5
Kayra Freeman (2 games, 2022)	5
5. Brie Crittendon (2 games, 2022)	4
6. Ivy Turner (2 games, 2024)	3
Kaitlyn Costner (2 games, 2024)	3
NeKiyah Thompson (2 games, 2024)	3
9. Three players	2

Blocks

1. l'Liyah Green (2 games, 2022)	6
2. Emma Hacker (2 games, 2022)	3
Ariel Kirkwood (2 games, 2022)	3
4. Sierra McCullough (2 games, 2024)	2
5. Alice Recanati (2 games, 2024)	1
Jayla Johnson (2 games, 2022)	1
Brie Crittendon (2 games, 2022)	1
8.	
9.	
10.	

Steals

1. l'Liyah Green (2 games, 2022)	4
2. Ariel Kirkwood (2 games, 2022)	3
3. Eight players	2



**INDIVIDUAL
OHIO VALLEY CONF.
RECORDS**

TOURNAMENT - SINGLE GAME

Most Points Scored

1. Jaree Goodin (at Tennessee Tech, 3/10/92)	32
2. Katie Kelly (vs. Tennessee Tech, 3/5/04)	30
3. Miranda Eckerle (vs. Southeast Mo., 3/5/05)	29
4. Jaree Goodin (vs. Middle Tennessee, 3/9/92)	28
5. Peggy Gay (vs. Middle Tennessee, 2/8/79)	27
Charlotte Sizemore (at UT Martin, 2/23/99)	27
Miranda Eckerle (MURRAY STATE, 3/1/05)	27
8. Marie Carpenter (vs. Eastern Illinois, 3/5/14)	24
Marie Carpenter (vs. Tennessee State, 3/6/14)	24
Shameekia Murray (vs. Murray State, 3/4/16)	24
Jalen O'Bannon (vs. Morehead State, 3/1/17)	24

Field Goals

1. Jaree Goodin (vs. Middle Tennessee, 3/9/92)	13
2. Jaree Goodin (at Tennessee Tech, 3/10/92)	12
3. Miranda Eckerle (vs. Southeast Mo., 3/5/05)	11
Shameekia Murray (vs. Murray State, 3/4/16)	11
5. Jaree Goodin (vs. Middle Tennessee, 3/4/91)	10
Laphelia Doss (vs. Tennessee Tech, 3/1/97)	10
Charlotte Sizemore (at UT Martin, 2/23/99)	10
Charlotte Sizemore (MURRAY ST., 2/26/02)	10
Shavontae Naylor (vs. SIU Edwardsville, 3/3/17) ..	10
10. Peggy Gay (vs. Tennessee Tech, 2/10/79)	9
Peggy Gay (vs. Middle Tennessee, 2/8/79)	9
Charlotte Sizemore (MOREHEAD ST., 2/27/01)	9
Katie Kelly (TENNESSEE TECH, 3/4/03)	9
Marie Carpenter (vs. Eastern Illinois, 3/5/14)	9
Jalen O'Bannon (vs. Morehead State, 3/1/17)	9

Field Goals Attempted

1. Laphelia Doss (vs. Tennessee Tech, 3/1/97)	24
2. Peggy Gay (vs. Morehead State, 2/9/79)	23
3. Loretta Coughlin (vs. Morehead State, 2/9/79)	22
Jaree Goodin (vs. Middle Tennessee, 3/9/92)	22
Jaree Goodin (at Tennessee Tech, 3/10/92)	22
6. Charlotte Sizemore (at UT Martin, 2/23/99)	21
7. Jalisa Bryant (vs. Tennessee-Martin, 3/7/13)	20
8. Lisa Goodin (vs. Tennessee Tech, 3/6/84)	19
9. Jaree Goodin (vs. Middle Tennessee, 3/8/93)	18
Marie Carpenter (vs. Tennessee-Martin, 3/8/13) ..	18

Highest Field Goals Percentage

1. Shannon Browning (at UT Martin, 2/23/99)	85.7 (6-7)
2. Jalen O'Bannon (vs. Morehead St., 3/1/17) ..	81.8 (9-11)
3. Sandra Mukes (vs. Middle Tenn., 2/8/79)	77.8 (7-9)
4. Shameekia Murray (vs. Murray St., 3/4/16) ..	73.3 (11-15)
5. Tina Cottle (vs. Tennessee Tech, 3/4/85) ..	72.7 (8-11)
Katie Kelly (vs. Tennessee Tech, 3/5/04) ..	72.7 (8-11)
7. Jaree Goodin (vs. Middle Tenn., 3/4/91) ..	71.4 (10-14)
8. Jalen O'Bannon (vs. APSU, 3/3/16)	70.0 (7-10)
9. Larrya Wall (at UT Martin, 2/23/99)	66.7 (6-9)
Charlotte Sizemore (MURRAY ST., 2/26/02) ..	66.7 (10-15)
Niki Avery (at Murray State, 2/27/07)	66.7 (6-9)
Andrea Jenkins (at Murray St., 2/27/07)	66.7 (6-9)
Shavontae Naylor (vs. SIU Edwardsville, 3/3/17) ..	66.7 (10-15)

(Minimum 6 made field goals)

Three-Point Field Goals

1. Chrissy Roberts (TENNESSEE ST., 2/25/97)	5
Katie Kelly (vs. Tennessee Tech, 3/5/04)	5
Ashley Cazez (vs. Jacksonville State, 3/4/05)	5
4. Kim Roberts (vs. Middle Tennessee, 3/8/93)	4
Chrissy Roberts (vs. Morehead State, 2/28/97)	4
Niki Avery (at Murray State, 2/27/07)	4
Brittany Coles (at Tennessee-Martin, 3/2/10)	4
Marie Carpenter (vs. Tennessee-Martin, 3/7/13)	4
Mariah Massengill (vs. Tennessee-Martin, 3/7/14) ..	4

Three-Point Field Goals Attempted

1. Jalisa Bryant (vs. Tennessee-Martin, 3/7/13)	12
2. Alexis Cooper (vs. Morehead State, 3/1/17)	9
3. Chrissy Roberts (TENNESSEE STATE, 2/25/97) ..	8
Ashley Cazez (vs. Jacksonville State, 3/4/05)	8
Brittany Coles (at Tennessee-Martin, 3/2/10)	8
Marie Carpenter (vs. Tennessee-Martin, 3/7/13) ..	8
Mariah Massengill (vs. Tennessee-Martin, 3/7/14) ..	8
8. Kim Roberts (vs. Middle Tennessee, 3/8/93)	7
Samantha Young (vs. Austin Peay, 3/3/96)	7
Chrissy Roberts (vs. Morehead State, 2/28/97)	7
Laura Shelton (at Jacksonville State, 3/2/04)	7
Niki Avery (at Murray State, 2/27/07)	7

Highest Three-Point FG Percentage

1. Cheryl Jones (vs. Middle Tenn., 3/9/92)	100.0 (2-2)
Samantha Young (vs. UT Martin, 3/4/95)	100.0 (2-2)
Tamara Arnold (MURRAY ST., 3/1/05)	100.0 (2-2)
3. Katie Kelly (vs. Tennessee Tech, 3/5/04)	83.3 (5-6)
4. Lisa Pace (vs. Middle Tenn., 2/28/98)	75.0 (3-4)
Katie Kelly (MOREHEAD ST., 2/27/01)	75.0 (3-4)
Laura Shelton (TENN. TECH, 3/4/03)	75.0 (3-4)
7. Jeanette Elkin (vs. Middle Tenn., 3/4/91)	66.7 (2-3)
Maisha Thomas (vs. Tenn. Tech, 3/5/96)	66.7 (2-3)
Lisa Pace (SOUTHEAST MO., 2/24/98)	66.7 (2-3)
Mikki Bond (at Murray State, 2/29/00)	66.7 (2-3)
Raechele Gray (vs. Tenn. State, 2/29/12)	66.7 (2-3)
Jasmine Stovall (vs. Tenn. Tech, 3/1/12)	66.7 (2-3)
LaRa'e Allen (vs. Murray State, 3/6/13)	66.7 (2-3)
Alexus Cooper (vs. Austin Peay, 3/3/16)	66.7 (2-3)

(Minimum 2 made three-point field goals)

Free Throws

1. Miranda Eckerle (MURRAY STATE, 3/1/05)	11
2. Lisa Goodin (vs. Murray State, 3/8/83)	10
Raechele Gray (vs. Tennessee State, 2/29/12)	10
4. Peggy Gay (vs. Middle Tennessee, 2/8/79)	9
Kim Mays (vs. Tennessee-Martin, 3/4/95)	9
Samantha Young (vs. Tennessee Tech, 3/2/96)	9
Laphelia Doss (SOUTHEAST MO., 2/24/98)	9
Katie Kelly (vs. Tennessee Tech, 3/5/04)	9
Jade Barber (vs. Tennessee Tech, 3/1/12)	9
10. Jaree Goodin (at Tennessee Tech, 3/10/92)	8
Maisha Thomas (vs. Tennessee-Martin, 3/4/95)	8
Chrissy Roberts (vs. Morehead State, 2/28/97)	8
Candice Finley (MOREHEAD STATE, 2/27/01)	8
Katie Kelly (vs. Austin Peay, 3/2/02)	8
Laura Shelton (vs. Tennessee Tech, 3/5/04)	8
Marie Carpenter (vs. Tennessee State, 3/6/14)	8

Free Throws Attempted

1. Peggy Gay (vs. Middle Tennessee, 2/8/79)	14
Maisha Thomas (vs. Tennessee-Martin, 3/4/95)	14
Miranda Eckerle (MURRAY STATE, 3/1/05)	14
4. Raechele Gray (vs. Tennessee State, 2/29/12)	12
5. Lisa Goodin (vs. Murray State, 3/8/83)	11
Kim Mays (vs. Tennessee-Martin, 3/4/95)	11
Laphelia Doss (SOUTHEAST MO., 2/24/98)	11
Candice Finley (MOREHEAD STATE, 2/27/01)	11
Jade Barber (vs. Tennessee Tech, 3/1/12)	11
10. Jaree Goodin (at Tennessee Tech, 3/10/92)	10
Maisha Thomas (at Tennessee Tech, 3/10/92)	10
Miranda Eckerle (vs. Southeast Mo., 3/5/05)	10
Jalen O'Bannon (vs. SIU Edwardsville, 3/3/17)	10

Highest Free Throw Percentage

1. Samantha Young (vs. Tenn. Tech, 3/2/96)	100.0 (9-9)
Charlotte Sizemore (at UT Martin, 2/23/99)	100.0 (6-6)
Katie Kelly (vs. Tennessee Tech, 3/5/04)	100.0 (9-9)
Laura Shelton (vs. Tenn. Tech, 3/5/04)	100.0 (8-8)
Marie Carpenter (vs. Tenn. State, 3/6/14) ..	100.0 (8-8)
Shelly Harper (vs. Tenn. State, 3/6/14)	100.0 (6-6)
Michaela Hunter (vs. Austin Peay, 3/3/16)	100.0 (6-6)
8. Lisa Goodin (vs. Murray State, 3/8/83)	90.9 (10-11)
9. Chrissy Roberts (vs. Morehead St., 2/28/97) ..	88.9 (8-9)
Katie Kelly (vs. Austin Peay, 3/2/02)	88.9 (8-9)

(Minimum 6 made free throws)

Offensive Rebounds

1. Miranda Eckerle (MURRAY STATE, 3/1/05)	9
2. Laphelia Doss (vs. Tennessee Tech, 3/1/97)	8
Candis Cook (MURRAY STATE, 3/1/05)	8
Alex Jones (vs. Tennessee Tech, 3/1/12)	8
5. Candis Cook (vs. Jacksonville State, 3/4/05)	7
6. Maisha Thomas (vs. Tennessee Tech, 3/5/95)	6
7. Jaree Goodin (vs. Middle Tennessee, 3/9/92)	5
Candice Finley (MOREHEAD STATE, 2/27/01)	5
Amber Kirkpatrick (at Murray State, 2/27/07) ..	5
LaRa'e Allen (vs. Murray State, 3/6/13)	5

Defensive Rebounds

1. Maisha Thomas (vs. Tennessee Tech, 3/5/95)	12
Alex Jones (vs. Murray State, 3/6/13)	12
3. Maisha Thomas (vs. Tennessee-Martin, 3/4/95) ..	10
Amber Kirkpatrick (at Murray State, 2/27/07) ..	10
Alex Jones (vs. Tennessee State, 2/29/12)	10
6. Charlotte Sizemore (vs. Austin Peay, 3/2/02)	9
Michaela Kleist (at Tennessee-Martin, 3/2/10)	9
Jade Barber (vs. Tennessee State, 2/29/12)	9
Jalen O'Bannon (vs. Morehead State, 3/1/17)	9
10. Samantha Young (vs. Tennessee Tech, 3/5/95)	8

Samantha Young (vs. Tennessee Tech, 3/2/96)	8
Laphelia Doss (vs. Morehead State, 2/28/97)	8
Laphelia Doss (SOUTHEAST MO., 2/24/98)	8
Miranda Eckerle (vs. Jacksonville State, 3/4/05) ..	8
Alex Jones (vs. Tennessee Tech, 3/1/12)	8
Jalen O'Bannon (vs. Murray State, 3/4/16)	8

Total Rebounds

1. Sandy Grieb (vs. Tennessee Tech, 2/10/79)	19
2. Maisha Thomas (vs. Tennessee Tech, 3/5/95)	18
3. Alex Jones (vs. Tennessee Tech, 3/1/12)	16
4. Miranda Eckerle (MURRAY STATE, 3/1/05)	15
Amber Kirkpatrick (at Murray State, 2/27/07)	15
6. Laphelia Doss (vs. Tennessee Tech, 3/1/97)	14
Alex Jones (vs. Tennessee State, 2/29/12)	14
7. Sandy Grieb (vs. Morehead State, 2/9/79)	13
Maisha Thomas (vs. Tennessee-Martin, 3/4/95) ..	13
Alex Jones (vs. Murray State, 3/6/13)	13
10. Jaree Goodin (vs. Middle Tennessee, 3/9/92)	12
Laphelia Doss (vs. Morehead State, 2/28/97)	12
Candis Cook (vs. Jacksonville State, 3/4/05)	12
Miranda Eckerle (vs. Southeast Mo., 3/5/05)	12

Assists

1. Angie Cox (vs. Middle Tennessee, 3/9/92)	13
2. Angie Cox (at Tennessee Tech, 3/10/92)	11
3. Chrissy Roberts (SOUTHEAST MO., 2/24/98)	9
4. Niki Avery (at Murray State, 2/27/07)	8
5. Raechele Gray (vs. Murray State, 3/6/13)	8
Raechele Gray (vs. Tennessee-Martin, 3/7/13)	8
7. Cheryl Jones (vs. Middle Tennessee, 3/4/91) ..	7
Maisha Thomas (vs. Middle Tennessee, 3/8/93) ..	7
Kim Mays (vs. Austin Peay, 3/5/94)	7
Jill Perry (MOREHEAD STATE, 2/27/01)	7
Laura Shelton (vs. Tennessee Tech, 3/5/04)	7
Michaela Hunter (vs. Eastern Illinois, 3/5/14)	7

Turnovers

1. Charlotte Sizemore (SOUTHEAST MO., 2/24/98) ..	10
2. Lori Hines (vs. Tennessee Tech, 3/4/85)	8
Charlotte Sizemore (at UT Martin, 2/23/99)	8
4. Stephany Davis (vs. Tennessee-Martin, 3/4/95) ..	7
Samantha Young (vs. Austin Peay, 3/3/96)	7

Blocks

1. Jaree Goodin (vs. Middle Tennessee, 3/9/92)	6
2. Madison Wood (vs. Morehead State, 3/1/17)	5
3. Shannon Brady (vs. Tennessee Tech, 3/4/85)	4
Abby Wright (vs. SIU Edwardsville, 3/3/17)	4
5. Segena Mackero (vs. Middle Tennessee, 3/9/92) ..	3
Teresa McNair (TENNESSEE TECH, 3/4/03)	3
Fatai Hala'api'api (vs. Austin Peay, 3/6/04)	3
Jade Barber (vs. Tennessee State, 2/29/12)	3
Brittany Coles (vs. Tennessee State, 2/29/12)	3
Jade Barber (vs. Tennessee Tech, 3/1/12)	3
Miranda Maples (vs. Murray State, 3/4/16)	3
Jalen O'Bannon (vs. Belmont, 3/5/16)	3
Jalen O'Bannon (vs. SIU Edwardsville, 3/3/17)	3

Steals

1. Teresa McNair (TENNESSEE TECH, 3/4/03)	9
2. Susan Hatcher (at Murray State, 2/29/00)	5
Teresa McNair (MOREHEAD STATE, 2/27/01)	5
Jalisa Bryant (vs. Tennessee-Martin, 3/7/13)	5
4. Stephany Davis (vs. Tennessee-Martin, 3/4/95) ..	4
Trina Goodrich (vs. Tennessee Tech, 3/2/96)	4
Stephany Davis (vs. Tennessee Tech, 3/1/97)	4
Charlotte Sizemore (at UT Martin, 2/23/99)	4
Larrya Wall (at Tennessee-Martin, 2/23/99)	4
Charlotte Sizemore (MOREHEAD ST., 2/27/01)	4
Katie Kelly (TENNESSEE TECH, 3/4/03)	4
Tamara Arnold (MURRAY STATE, 3/1/05)	4
Abby Wright (vs. Belmont, 3/5/16)	4
Marcella Rocha (vs. Morehead State, 3/1/17)	4

TOURNAMENT - ENTIRE

Minimum Two Games Played

Most Points Scored

1. Miranda Eckerle (3 games, 2005)	72
2. Peggy Gay (3 games, 1979)	63
Katie Kelly (3 games, 2004)	63
4. Jaree Goodin (2 games, 1992)	60
5. Jalen O'Bannon (3 games, 2017)	53
6. Shameekia Murray (3 games, 2016)	52
7. Marie Carpenter (3 games, 2014)	51
8. Sandy Grieb (3 games, 1979)	47
9. Laphelia Doss (3 games, 1997)	46
Jalen O'Bannon (3 games, 2016)	46

Points Per Game

1. Jaree Goodin (2 games, 1992)	30.0
2. Miranda Eckerle (3 games, 2005)	24.0
3. Peggy Gay (3 games, 1979)	21.0
Katie Kelly (3 games, 2004)	21.0
5. Kim Mays (2 games, 1995)	19.5
6. Jalen O'Bannon (3 games, 2017)	17.7
7. Shameekia Murray (3 games, 2016)	17.3
8. Marie Carpenter (3 games, 2014)	17.0
9. Laphelia Doss (2 games, 1998)	16.5
Marie Carpenter (2 games, 2013)	16.5

Field Goals

1. Jaree Goodin (2 games, 1992)	25
Miranda Eckerle (3 games, 2005)	25
3. Peggy Gay (3 games, 1979)	24
4. Shameekia Murray (3 games, 2016)	22
5. Jalen O'Bannon (3 games, 2017)	20
Shavontae Naylor (3 games, 2017)	20
7. Sandy Grieb (3 games, 1979)	19
Katie Kelly (3 games, 2004)	19
9. Loretta Coughlin (3 games, 1979)	18
10. Marie Carpenter (3 games, 2014)	18
Jalen O'Bannon (3 games, 2016)	18

Field Goals Attempted

1. Peggy Gay (3 games, 1979)	56
2. Loretta Coughlin (3 games, 1979)	50
3. Miranda Eckerle (3 games, 2005)	47
4. Shameekia Murray (3 games, 2016)	45
5. Jaree Goodin (2 games, 1992)	44
6. Sandy Grieb (3 games, 1979)	43
7. Jalen O'Bannon (3 games, 2017)	42
8. Marie Carpenter (3 games, 2014)	40
9. Laphelia Doss (3 games, 1997)	37
Shavontae Naylor (3 games, 2017)	37

Highest Field Goals Percentage

1. Amanda Reid (3 games, 1997)	80.0 (12-15)
2. Katie Kelly (3 games, 2004)	59.4 (19-32)
3. Alex Jones (2 games, 2012)	57.9 (11-19)
4. Jaree Goodin (2 games, 1992)	56.8 (25-44)
5. Jalen O'Bannon (3 games, 2016)	54.5 (18-33)
6. Charlotte Sizemore (2 games, 2002)	54.2 (13-24)
7. Shavontae Naylor (3 games, 2017)	54.1 (20-37)
8. Miranda Eckerle (3 games, 2005)	53.2 (25-47)
9. Alexis Cooper (3 games, 2016)	52.6 (10-19)
10. Laphelia Doss (2 games, 1998)	52.4 (11-21)

(Minimum 10 made field goals)

Three-Point Field Goals

1. Chrissy Roberts (3 games, 1997)	9
2. Katie Kelly (3 games, 2004)	8
Ashley Cazee (3 games, 2005)	8
4. Chrissy Roberts (2 games, 1998)	5
Lisa Pace (2 games, 1998)	5
Laura Shelton (3 games, 2004)	5
Marie Carpenter (2 games, 2013)	5

Three-Point Field Goals Attempted

1. Chrissy Roberts (3 games, 1997)	16
Alexus Cooper (3 games, 2017)	16
3. Laura Shelton (3 games, 2004)	14
Marie Carpenter (2 games, 2013)	14
Mariah Massengill (3 games, 2017)	14
6. Katie Kelly (3 games, 2004)	13
Ashley Cazee (3 games, 2005)	13
Jalisa Bryant (2 games, 2013)	13
9. Samantha Young (2 games, 1996)	11
Chrissy Roberts (2 games, 1998)	11
Mariah Massengill (3 games, 2014)	11

Highest Three-Point FG Percentage

1. Lisa Pace (2 games, 1998)	71.4 (5-7)
2. Katie Kelly (3 games, 2004)	61.5 (8-13)
Ashley Cazee (3 games, 2005)	61.5 (8-13)
4. Charlotte Sizemore (2 games, 1998)	60.0 (3-5)
Tamara Arnold (3 games, 2005)	60.0 (3-5)
6. Chrissy Roberts (3 games, 1997)	56.3 (9-16)
7. Lisa Pace (2 games, 1996)	50.0 (3-6)
Marla Gearhart (2 games, 1998)	50.0 (3-6)
9. Chrissy Roberts (2 games, 1998)	45.5 (5-11)
10. Alexis Cooper (3 games, 2016)	44.4 (4-9)

(Minimum 3 made three-point field goals)

Free Throws

1. Miranda Eckerle (3 games, 2005)	21
2. Katie Kelly (3 games, 2004)	17
3. Peggy Gay (3 games, 1979)	15
Jade Barber (2 games, 2012)	15
5. Trina Goodrich (3 games, 1997)	13
Marie Carpenter (3 games, 2014)	13
Jalen O'Bannon (3 games, 2017)	13
Shavontae Naylor (3 games, 2017)	13
9. Kim Mays (2 games, 1995)	12
Laphelia Doss (3 games, 1997)	12
Laura Shelton (3 games, 2005)	12

Free Throws Attempted

1. Miranda Eckerle (3 games, 2005)	27
2. Peggy Gay (3 games, 1979)	21
Maisha Thomas (2 games, 1995)	21
4. Jalen O'Bannon (3 games, 2017)	20
5. Trina Goodrich (3 games, 1997)	18
Jade Barber (2 games, 2012)	18
7. Sandy Grieb (3 games, 1979)	17
Katie Kelly (3 games, 2004)	17
9. Laphelia Doss (3 games, 1997)	16
Laphelia Doss (2 games, 1998)	16

Highest Free Throw Percentage

1. Katie Kelly (3 games, 2004)	100.0 (17-17)
2. Shelly Harper (3 games, 2014)	100.0 (10-10)
3. Marie Carpenter (3 games, 2014)	92.9 (13-14)
Shavontae Naylor (3 games, 2017)	92.9 (13-14)
5. Samantha Young (2 games, 1996)	91.7 (11-12)
Laura Shelton (3 games, 2004)	91.7 (11-12)
7. Katie Kelly (2 games, 2002)	88.9 (8-9)
Nancy Hoist (3 games, 2005)	88.9 (8-9)
Michaela Hunter (3 games, 2016)	88.9 (8-9)
10. Jaree Goodin (2 games, 1992)	83.3 (10-12)
Jade Barber (2 games, 2012)	83.3 (15-18)
Raechele Gray (2 games, 2012)	83.3 (10-12)
Jalen O'Bannon (3 games, 2016)	83.3 (10-12)

(Minimum 8 made free throws)

Offensive Rebounds

1. Candis Cook (3 games, 2005)	19
2. Laphelia Doss (3 games, 1997)	16
Miranda Eckerle (3 games, 2005)	16
4. Alex Jones (2 games, 2012)	12
5. Jaree Goodin (2 games, 1992)	9
Maisha Thomas (2 games, 1995)	9

Defensive Rebounds

1. Jalen O'Bannon (3 games, 2017)	23
2. Maisha Thomas (2 games, 1995)	22
3. Alex Jones (2 games, 2013)	19
4. Alex Jones (2 games, 2012)	18
5. Laphelia Doss (3 games, 1997)	17
Miranda Eckerle (3 games, 2005)	17
7. Charlotte Sizemore (2 games, 2002)	15
Jade Barber (2 games, 2012)	15

Total Rebounds

1. Sandy Grieb (3 games, 1979)	36
2. Laphelia Doss (3 games, 1997)	33
Miranda Eckerle (3 games, 2005)	33
4. Maisha Thomas (2 games, 1995)	31
Candis Cook (3 games, 2005)	31
6. Alex Jones (2 games, 2012)	30
7. Jalen O'Bannon (3 games, 2017)	29
8. Sandra Mukes (3 games, 1979)	26
9. Jalen O'Bannon (3 games, 2016)	24
10. Jaree Goodin (2 games, 1992)	21
Jade Barber (2 games, 2012)	21
Alex Jones (2 games, 2013)	21

Assists

1. Angie Cox (2 games, 1992)	24
2. Raechele Gray (2 games, 2013)	16
3. Pilar Walker (3 games, 2014)	14
4. Chrissy Roberts (2 games, 1998)	13
Mariah Massengill (3 games, 2017)	13
6. Laura Shelton (3 games, 2005)	12
7. Sandra Mukes (3 games, 1979)	11
Michaela Hunter (3 games, 2014)	11
9. Candis Cook (3 games, 2005)	10
Tamara Arnold (3 games, 2005)	10
Michaela Hunter (3 games, 2016)	10

Turnovers

1. Charlotte Sizemore (2 games, 1998)	14
Tamara Arnold (3 games, 2005)	14
3. Miranda Eckerle (3 games, 2005)	11
Alex Jones (2 games, 2012)	11
5. Stephany Davis (2 games, 1995)	9
Samantha Young (2 games, 1996)	9
Pam Garrett (2 games, 2002)	9
Laura Shelton (3 games, 2005)	9
Shavontae Naylor (3 games, 2017)	9

Blocks

1. Fatai Hala'api'api (3 games, 2004)	7
2. Jaree Goodin (2 games, 1992)	6
Jade Barber (2 games, 2012)	6
Madison Wood (3 games, 2017)	6
5. Jalen O'Bannon (3 games, 2017)	5
6. Jalen O'Bannon (3 games, 2016)	4
Abby Wright (3 games, 2017)	4

Steals

1. Stephany Davis (2 games, 1995)	7
Tamara Arnold (3 games, 2005)	7
3. Angie Cox (2 games, 1992)	6
Trina Goodrich (3 games, 1997)	6
Jalisa Bryant (2 games, 2013)	6
6. Trina Goodrich (2 games, 1996)	5
Chrissy Roberts (3 games, 1997)	5
Stephany Davis (3 games, 1997)	5
Katie Kelly (3 games, 2004)	5
Laura Shelton (3 games, 2004)	5
Alex Jones (2 games, 2012)	5
Abby Wright (3 games, 2016)	5
Alexus Cooper (3 games, 2017)	5



**INDIVIDUAL
NCAA TOURNAMENT
RECORDS**

Points Scored

1. Miranda Eckerle (vs. Arizona State, 3/19/05)	22
2. Ashley Cazee (vs. Arizona State, 3/19/05)	21
3. Chrissy Roberts (vs. Georgia, 3/14/97)	18
4. Laphelia Doss (vs. Georgia, 3/14/97)	14
5. Candis Cook (vs. Arizona State, 3/19/05)	6
Laura Shelton (vs. Arizona State, 3/19/05)	6

by Opponent

1. LaKeshia Frett (Georgia, 3/14/97)	22
2. Kedra Holland-Corn (Georgia, 3/14/97)	22
3. Emily Westerberg (Arizona State, 3/19/05)	20
4. Kristen Kovesdy (Arizona State, 3/19/05)	18
5. Signe Antvorskov (Georgia, 3/14/97)	10
Eboni Kirby (Arizona State, 3/19/05)	10

Field Goals

1. Miranda Eckerle (vs. Arizona State, 3/19/05)	7
Ashley Cazee (vs. Arizona State, 3/19/05)	7
3. Laphelia Doss (vs. Georgia, 3/14/97)	6
4. Chrissy Roberts (vs. Georgia, 3/14/97)	5
5. Candis Cook (vs. Arizona State, 3/19/05)	3

by Opponent

1. LaKeshia Frett (Georgia, 3/14/97)	10
2. Kristen Kovesdy (Arizona State, 3/19/05)	9
3. Kedra Holland-Corn (Georgia, 3/14/97)	7
4. Emily Westerberg (Arizona State, 3/19/05)	6
5. Pam Irwin (Georgia, 3/14/97)	4
Carrie Buckner (Arizona State, 3/19/05)	4
Eboni Kirby (Arizona State, 3/19/05)	4

Field Goals Attempted

1. Miranda Eckerle (vs. Arizona State, 3/19/05)	15
2. Laphelia Doss (vs. Georgia, 3/14/97)	12
3. Candis Cook (vs. Arizona State, 3/19/05)	11
4. Chrissy Roberts (vs. Georgia, 3/14/97)	9
Ashley Cazee (vs. Arizona State, 3/19/05)	9

by Opponent

1. LaKeshia Frett (Georgia, 3/14/97)	14
2. Kedra Holland-Corn (Georgia, 3/14/97)	12
3. Kristen Kovesdy (Arizona State, 3/19/05)	11
4. Pam Irwin (Georgia, 3/14/97)	9
5. Amy Denson (Arizona State, 3/19/05)	8
Emily Westerberg (Arizona State, 3/19/05)	8

Three-Point Field Goals

1. Chrissy Roberts (vs. Georgia, 3/14/97)	5
2. Ashley Cazee (vs. Arizona State, 3/19/05)	3
Miranda Eckerle (vs. Arizona State, 3/19/05)	3
4. Amanda Reid (vs. Georgia, 3/14/97)	1

by Opponent

1. Kedra Holland-Corn (Georgia, 3/14/97)	3
Rachel Powell (Georgia, 3/14/97)	3
3. Emily Westerberg (Arizona State, 3/19/05)	2
4. Carleena Costner (Arizona State, 3/19/05)	1
Reagan Pariseau (Arizona State, 3/19/05)	1

Three-Point Field Goals Attempted

1. Chrissy Roberts (vs. Georgia, 3/14/97)	8
2. Lisa Pace (vs. Georgia, 3/14/97)	4
Miranda Eckerle (vs. Arizona State, 3/19/05)	4
4. Ashley Cazee (vs. Arizona State, 3/19/05)	3
5. Marla Gearhart (vs. Georgia, 3/14/97)	2

by Opponent

1. Kedra Holland-Corn (Georgia, 3/14/97)	7
2. Rachel Powell (Georgia, 3/14/97)	5
3. Pam Irwin (Georgia, 3/14/97)	4
4. Five Others	2

Free Throws

1. Miranda Eckerle (vs. Arizona State, 3/19/05)	5
2. Ashley Cazee (vs. Arizona State, 3/19/05)	4
Laura Shelton (vs. Arizona State, 3/19/05)	4
4. Chrissy Roberts (vs. Georgia, 3/14/97)	3
5. Three Others	2

by Opponent

1. Emily Westerberg (Arizona State, 3/19/05)	6
2. Kedra Holland-Corn (Georgia, 3/14/97)	5
3. Signe Antvorskov (Georgia, 3/14/97)	4
4. Eight Others	2

Free Throws Attempted

1. Miranda Eckerle (vs. Arizona State, 3/19/05)	6
2. Laphelia Doss (vs. Georgia, 3/14/97)	4
Chrissy Roberts (vs. Georgia, 3/14/97)	4
Ashley Cazee (vs. Arizona State, 3/19/05)	4
Laura Shelton (vs. Arizona State, 3/19/05)	4

by Opponent

1. Signe Antvorskov (Georgia, 3/14/97)	6
Kedra Holland-Corn (Georgia, 3/14/97)	6
Emily Westerberg (Arizona State, 3/19/05)	6
Jocelyn Wyatt (Arizona State, 3/19/05)	6
5. Three Others	4

Total Rebounds

1. Laphelia Doss (vs. Georgia, 3/14/97)	7
Pam Garrett (vs. Arizona State, 3/19/05)	7
3. Trina Goodrich (vs. Georgia, 3/14/97)	6
Nancy Hoist (vs. Arizona State, 3/19/05)	6
5. Three Others	5

by Opponent

1. Kedra Holland-Corn (Georgia, 3/14/97)	7
2. Tiffany Walker (Georgia, 3/14/97)	5
Eboni Kirby (Arizona State, 3/19/05)	5
4. Six Others	4

Assists

1. Laura Shelton (vs. Arizona State, 3/19/05)	5
2. Shannon Browning (vs. Georgia, 3/14/97)	3
Miranda Eckerle (vs. Arizona State, 3/19/05)	3
Nancy Hoist (vs. Arizona State, 3/19/05)	3
5. Stephany Davis (vs. Georgia, 3/14/97)	2
Tamara Arnold (vs. Arizona State, 3/19/05)	2

by Opponent

1. Carleena Costner (Arizona State, 3/19/05)	9
2. Rachel Powell (Georgia, 3/14/97)	6
3. LaKeshia Frett (Georgia, 3/14/97)	4
Kristen Kovesdy (Arizona State, 3/19/05)	4
Reagan Pariseau (Arizona State, 3/19/05)	4

Blocks

1. Shannon Browning (vs. Georgia, 3/14/97)	1
Cathy Dues (vs. Georgia, 3/14/97)	1
Laura Shelton (vs. Arizona State, 3/19/05)	1

by Opponent

1. Tracy Henderson (Georgia, 3/14/97)	6
2. LaKeshia Frett (Georgia, 3/14/97)	1
Eboni Kirby (Arizona State, 3/19/05)	1
Kristen Kovesdy (Arizona State, 3/19/05)	1
Jocelyn Wyatt (Arizona State, 3/19/05)	1

Steals

1. Ashley Cazee (vs. Arizona State, 3/19/05)	4
2. Lisa Pace (vs. Georgia, 3/14/97)	2
Tamara Arnold (vs. Arizona State, 3/19/05)	2
4. Laphelia Doss (vs. Georgia, 3/14/97)	1
Amanda Reid (vs. Georgia, 3/14/97)	1
Kiejon Johnson (vs. Arizona State, 3/19/05)	1

by Opponent

1. Latrese Bush (Georgia, 3/14/97)	4
LaKeshia Frett (Georgia, 3/14/97)	4
Amy Denson (Arizona State, 3/19/05)	4
4. Reagan Pariseau (Arizona State, 3/19/05)	3
5. Five Others	2

EKU[®]



***1,000 POINT
CLUB***



1,920 - Lisa Goodin (Guard - Austin, Ind.)

Year	GP-GS	Min/Avg	FG-FGA	Pct	3FG-FGA	Pct	FT-FTA	Pct	OR-DR	Reb/Avg	PF-FO	Ast	TO	Blk	Stl	Pts/Avg
1980-81	31	---	217-435	.499	---	---	148-165	.897	---	142/4.6	77-3	89	-	0	58	582/18.8
1981-82	30	1014/33.8	178-384	.464	---	---	109-128	.852	---	97/3.2	78-1	112	138	1	47	465/15.5
1982-83	27	947/35.1	185-388	.477	---	---	147-161	.913	---	92/3.4	74-3	87	105	1	40	517/19.1
1983-84	23	800/34.8	117-266	.440	---	---	122-148	.824	---	79/3.4	63-2	86	100	0	37	356/15.5
TOTAL	111	---	697-1473	.473	---	---	526-602	.874	---	410/3.7	292-9	374	---	2	182	1920/17.3

The only player in program history to surpass the 1,000-point mark during her sophomore season.



1,696 - Peggy Gay (Guard - Buckhorn, Ky.)

Year	GP-GS	Min/Avg	FG-FGA	Pct	3FG-FGA	Pct	FT-FTA	Pct	OR-DR	Reb/Avg	PF-FO	Ast	TO	Blk	Stl	Pts/Avg
1975-76	20	---	137-353	.388	---	---	45-65	.692	---	100/5.0	---	43	-	-	-	319/16.0
1976-77	24	---	148-409	.362	---	---	38-52	.731	---	136/5.7	---	79	-	-	-	334/13.9
1977-78	27	---	235-560	.420	---	---	63-99	.636	---	99/3.7	---	116	-	-	-	533/19.7
1978-79	29	---	231-569	.406	---	---	48-67	.716	---	149/5.1	74-3	125	-	-	-	510/17.6
TOTAL	100	---	751-1891	.397	---	---	194-283	.686	---	484/4.8	---	363	-	-	-	1696/16.9

EKU's first 1,000-point player. She reached the mark during her junior season (1977-78).



1,679 - Jaree Goodin (Forward - Corbin, Ky.)

Year	GP-GS	Min/Avg	FG-FGA	Pct	3FG-FGA	Pct	FT-FTA	Pct	OR-DR	Reb/Avg	PF-FO	Ast	TO	Blk	Stl	Pts/Avg
1989-90	26-26	679/26.1	165-348	.474	0-1	.000	69-113	.611	75-150	225/8.7	95-11	19	46	20	41	399/15.3
1990-91	27-27	791/29.3	154-312	.494	0-1	.000	63-99	.636	77-156	233/8.6	82-5	27	72	28	37	371/13.7
1991-92	28-28	799/28.5	190-393	.483	0-1	.000	88-126	.698	104-134	238/8.5	87-6	29	48	27	31	468/16.7
1992-93	27-27	823/30.5	168-322	.522	0-9	.000	105-144	.729	80-138	218/8.1	77-2	24	49	16	30	441/16.3
TOTAL	108-108	3092/28.6	677-1375	.492	0-12	.000	325-482	.674	336-578	914/8.5	341-24	99	215	91	139	1679/15.5

One of only two 1,000-point scorers to play their entire career during the three-point era and score 1,000 points without making a three-point field goal.



1,626 - Katie Kelly (Guard - Uniontown, Pa.)

Year	GP-GS	Min/Avg	FG-FGA	Pct	3FG-FGA	Pct	FT-FTA	Pct	OR-DR	Reb/Avg	PF-FO	Ast	TO	Blk	Stl	Pts/Avg
2000-01	28-0	569/20.3	84-211	.398	18-62	.290	103-116	.888	22-54	76/2.7	47-0	88	47	2	31	289/10.3
2001-02	31-2	717/23.1	111-273	.407	23-78	.295	140-157	.892	23-52	75/2.4	55-1	95	59	3	35	385/12.4
2002-03	29-28	846/29.2	143-305	.469	19-59	.322	154-177	.870	35-52	87/3.0	51-1	130	66	2	57	459/15.8
2003-04	29-29	866/29.9	145-337	.430	38-95	.400	165-192	.859	31-77	108/3.7	66-0	82	54	1	39	493/17.0
TOTAL	117-59	2998/25.6	483-1126	.429	98-294	.333	562-642	.875	111-235	346/3.0	219-2	395	226	8	162	1626/13.9

Joined the 1,000-point club in her 80th game, on Feb. 8, 2003 at Southeast Missouri State. She holds the EKU record for most free throws made.



1,623 - Marie Carpenter (Guard - Nashville, Tenn.)

Year	GP-GS	Min/Avg	FG-FGA	Pct	3FG-FGA	Pct	FT-FTA	Pct	OR-DR	Reb/Avg	PF-FO	Ast	TO	Blk	Stl	Pts/Avg
2010-11	27-18	798/29.6	124-343	.362	43-130	.331	58-70	.829	32-58	90/3.3	57-0	22	37	4	26	349/12.9
2011-12	28-25	875/31.3	125-327	.382	38-91	.418	86-105	.819	25-54	79/2.8	63-1	38	52	2	23	374/13.4
2012-13	19-14	547/28.8	85-232	.366	44-111	.396	54-60	.900	12-32	44/2.3	55-3	21	30	3	15	268/14.1
2013-14	30-30	1102/36.7	213-536	.397	77-194	.397	129-151	.854	24-73	97/3.2	41-1	49	62	4	24	632/21.1
TOTAL	104-87	3322/31.9	547-1438	.380	202-526	.384	327-386	.847	93-217	310/3.0	216-5	130	181	13	88	1623/15.6

Scored her 1,000th point in her 75th game. She entered the game on Nov. 8, 2013 against Miami (Ohio) needing nine points to reach 1,000, but finished with 27, including game-winning 3-pointer.



1,587 - Kim Mays (Guard - Barbourville, Ky.)

Year	GP-GS	Min/Avg	FG-FGA	Pct	3FG-FGA	Pct	FT-FTA	Pct	OR-DR	Reb/Avg	PF-FO	Ast	TO	Blk	Stl	Pts/Avg
1992-93	23-19	655/28.5	105-242	.434	28-78	.359	80-104	.769	24-50	74/3.2	48-1	88	89	4	23	318/13.8
1993-94	26-26	859/33.0	178-356	.500	26-71	.366	168-201	.836	29-76	105/4.0	61-1	116	89	12	59	550/21.2
1994-95	28-28	953/34.0	229-429	.534	35-92	.380	226-264	.856	42-69	111/4.0	83-3	94	106	8	74	719/25.7
TOTAL	77-73	2467/32.0	512-1027	.499	89-241	.369	474-569	.833	95-195	290/3.8	192-5	298	284	24	156	1587/20.6

Scored her 1,000th point in her 53rd game. She entered the game on Dec. 2, 1994 needing 42 points to reach 1,000, but finished with 44.



1,561 - Charlotte Sizemore (Forward - Hazard, Ky.)

Year	GP-GS	Min/Avg	FG-FGA	Pct	3FG-FGA	Pct	FT-FTA	Pct	OR-DR	Reb/Avg	PF-FO	Ast	TO	Blk	Stl	Pts/Avg
1997-98	28-25	663/23.7	100-254	.394	25-70	.357	25-37	.676	38-70	108/3.9	74-2	51	97	7	42	250/8.9
1998-99	27-27	821/30.4	176-492	.358	30-114	.263	94-125	.752	50-91	141/5.2	83-5	76	117	13	41	476/17.6
1999-00	5-5	129/25.8	32-71	.451	7-18	.389	14-16	.875	11-20	31/6.2	13-1	7	10	4	11	85/17.0
2000-01	28-20	691/24.7	137-323	.424	35-100	.350	48-69	.696	40-77	117/4.2	72-2	112	107	18	61	357/12.8
2001-02	31-31	904/29.2	152-380	.400	25-94	.266	64-87	.736	65-149	214/6.9	70-3	97	92	29	73	393/12.7
TOTAL	119-108	3208/27.0	597-1520	.393	122-396	.308	245-334	.734	204-407	611/5.1	312-13	343	423	71	228	1561/13.1

Scored her 1,000th point on the first basket of her 77th game (1/20/01). Only player in EKU history with more than 1,000 points, 600 rebounds, 300 assists and 200 steals.



1,515 - Kelly Cowan (Forward - Somerset, Ky.)

Year	GP-GS	Min/Avg	FG-FGA	Pct	3FG-FGA	Pct	FT-FTA	Pct	OR-DR	Reb/Avg	PF-FO	Ast	TO	Blk	Stl	Pts/Avg
1987-88	26-22	669/25.7	115-270	.426	---	---	26-30	.867	---	87/3.3	33-0	40	45	2	21	277/10.7
1988-89	26-26	832/32.0	157-348	.451	30-69	.435	32-42	.762	---	120/4.6	49-1	46	52	4	23	376/14.5
1989-90	26-25	784/30.2	173-388	.446	30-73	.411	35-44	.795	51-84	135/5.2	63-1	81	75	3	49	411/15.8
1990-91	27-27	933/34.6	180-392	.459	34-69	.493	57-78	.731	55-98	153/5.7	56-0	87	77	5	44	451/16.7
TOTAL	105-100	3218/30.6	625-1398	.447	94-211	.445	150-194	.773	---	495/4.7	201-2	254	249	14	137	1515/14.4

The only player on EKU's top-10 list for career three-pointers made (9th) that did not play her entire career during the three-point era.

**1,425 - Angie Cox (Guard - Somerset, Ky.)**

Year	GP-GS	Min/Avg	FG-FGA	Pct	3FG-FGA	Pct	FT-FTA	Pct	OR-DR	Reb/Avg	PF-FO	Ast	TO	Blk	Stl	Pts/Avg
1988-89	23-19	648/28.2	73-185	.395	14-45	.311	36-50	.720	---	58/2.5	71-4	113	84	2	47	196/8.5
1989-90	26-22	722/27.8	90-241	.373	30-86	.349	31-52	.596	38-63	101/3.9	79-4	85	77	3	40	241/9.3
1990-91	27-27	894/33.1	172-358	.480	65-147	.442	92-126	.730	30-83	113/4.2	90-6	125	106	9	100	501/18.6
1991-92	29-29	934/32.2	170-385	.442	61-157	.389	86-118	.729	30-81	111/3.8	89-2	164	105	8	109	487/16.8
TOTAL	105-97	3198/30.5	505-1169	.432	170-435	.391	245-346	.708	---	383/3.6	329-16	487	372	22	296	1425/13.6

The only player in school history to record more than 1,000 points, 300 rebounds, 300 assists and 300 steals.

**1,403 - Tina Wermuth (Forward - LaGrange, Ky.)**

Year	GP-GS	Min/Avg	FG-FGA	Pct	3FG-FGA	Pct	FT-FTA	Pct	OR-DR	Reb/Avg	PF-FO	Ast	TO	Blk	Stl	Pts/Avg
1979-80	28	866/30.9	109-281	.388	---	---	46-63	.730	---	184/6.6	56-0	50	-	-	-	264/9.4
1980-81	29	---	153-357	.429	---	---	37-61	.607	---	197/6.8	64-4	45	-	8	45	343/11.8
1981-82	30	1000/33.3	169-376	.449	---	---	43-62	.694	---	229/7.6	48-0	75	92	5	68	381/12.7
1982-83	27	1014/37.0	173-380	.455	---	---	69-100	.690	---	256/9.5	54-0	83	88	15	70	415/15.4
TOTAL	114	---	604-1394	.433	---	---	195-286	.682	---	866/7.6	222-0	253	-	-	-	1403/12.3

Scored her 1,000th point during her senior season.

**1,397 - Ashley Cazee (Guard - Martinsville, Ind.)**

Year	GP-GS	Min/Avg	FG-FGA	Pct	3FG-FGA	Pct	FT-FTA	Pct	OR-DR	Reb/Avg	PF-FO	Ast	TO	Blk	Stl	Pts/Avg
2004-05	28-18	764/27.3	119-232	.513	56-113	.496	33-40	.825	18-47	65/2.3	58-0	48	59	4	43	327/11.7
2005-06	27-21	738/27.3	127-275	.462	37-122	.303	52-62	.839	21-57	78/2.9	62-1	58	65	1	37	343/12.7
2006-07	30-28	915/30.5	124-293	.423	31-109	.284	63-77	.818	20-83	103/3.4	54-1	87	72	2	68	342/11.4
2007-08	28-28	940/33.6	136-311	.437	42-122	.344	71-86	.826	26-86	112/4.0	72-3	99	73	2	55	385/13.8
TOTAL	113-95	3357/29.7	506-1111	.455	166-466	.356	219-265	.826	85-273	358/3.2	246-5	292	269	9	203	1397/12.4

Scored her 1,000th point in the 84th game of her career, the next to last game of her junior season, against Tennessee State in Nashville.

**1,378 - Laphelia Doss (Forward - Franklin, Ky.)**

Year	GP-GS	Min/Avg	FG-FGA	Pct	3FG-FGA	Pct	FT-FTA	Pct	OR-DR	Reb/Avg	PF-FO	Ast	TO	Blk	Stl	Pts/Avg
1994-95	28-28	703/25.1	81-186	.435	0-7	.000	34-66	.515	89-128	217/7.8	97-4	19	62	7	33	196/7.0
1995-96	27-27	797/29.5	158-301	.525	2-6	.333	80-144	.556	131-178	309/11.4	96-6	44	98	8	31	398/14.7
1996-97	30-30	787/26.2	144-279	.516	1-5	.200	87-140	.621	115-145	260/8.7	102-4	35	70	9	36	376/12.5
1997-98	28-28	807/28.8	151-274	.551	6-19	.316	100-160	.625	78-162	240/8.6	102-6	24	72	10	35	408/14.6
TOTAL	113-113	3094/27.4	534-1040	.513	9-37	.243	301-510	.590	413-613	1026/9.1	397-20	122	302	34	135	1378/12.2

Scored her 1,000th point in her 87th game (11/17/97). The only player in program history to score 1,000 points and grab 1,000 rebounds.

**1,363 - Carla Coffey (Forward - Mt. Washington, Ky.)**

Year	GP-GS	Min/Avg	FG-FGA	Pct	3FG-FGA	Pct	FT-FTA	Pct	OR-DR	Reb/Avg	PF-FO	Ast	TO	Blk	Stl	Pts/Avg
1984-85	24/0	232/9.7	29-70	.414	---	---	22-37	.595	---	71/3.0	13-0	2	18	0	3	80/3.3
1985-86	25-24	773/30.9	109-263	.414	---	---	56-83	.675	---	204/8.2	66-1	21	59	4	23	274/11.0
1986-87	26/26	865/33.3	223-453	.492	---	---	101-143	.706	---	248/9.5	76-1	25	70	13	25	547/21.0
1987-88	26/25	899/34.6	183-415	.441	---	---	96-138	.696	---	228/8.8	98-7	29	81	11	24	462/17.8
TOTAL	101/75	2769/27.4	544-1201	.453	---	---	275-401	.686	---	751/7.4	253-9	77	228	28	75	1363/13.5

The last player to join the 1,000-point club before the addition of the three-point line.

**1,342 - Miranda Eckerle (Forward - Brookville, Ind.)**

Year	GP-GS	Min/Avg	FG-FGA	Pct	3FG-FGA	Pct	FT-FTA	Pct	OR-DR	Reb/Avg	PF-FO	Ast	TO	Blk	Stl	Pts/Avg
2001-02	30-19	544/18.1	74-169	.438	0-1	.000	63-90	.700	48-62	110/3.7	71-2	22	59	2	24	211/7.0
2002-03	29-29	778/26.8	147-294	.500	2-4	.500	105-127	.827	61-79	140/4.8	85-1	39	73	2	27	401/13.8
2003-04	30-25	722/24.1	84-193	.435	9-24	.375	66-83	.795	54-71	125/4.2	73-2	26	67	5	32	243/8.1
2004-05	31-29	1003/32.4	165-333	.495	39-90	.433	118-146	.808	88-131	219/7.1	78-1	51	65	7	41	487/15.7
TOTAL	120-102	3047/25.4	470-989	.475	50-119	.420	352-446	.789	251-343	594/5.0	307-6	138	264	16	124	1342/11.2

Joined the 1,000-point club in her 101st career game, at Tennessee-Martin on Jan. 6, 2005.

**1,296 - Bria Bass (Guard - Tucker, Ga.)**

Year	GP-GS	Min/Avg	FG-FGA	Pct	3FG-FGA	Pct	FT-FTA	Pct	OR-DR	Reb/Avg	PF-FO	Ast	TO	Blk	Stl	Pts/Avg
2017-18	27-25	914/33.9	100-271	.369	43-136	.316	45-70	.643	36-97	133/4.9	65-3	26	38	3	15	288/10.7
2018-19	29-28	947/32.7	103-291	.354	42-142	.296	40-58	.690	52-139	191/6.6	66-0	35	74	3	30	288/9.9
2019-20	29-18	777/26.8	91-255	.357	18-91	.198	59-82	.720	60-112	172/5.9	58-1	22	68	1	22	259/8.9
2020-21	24-24	640/26.7	68-155	.439	18-54	.333	39-46	.848	49-88	137/5.7	40-0	19	30	1	20	193/8.0
2021-22	29-29	842/29.1	94-239	.393	16-68	.235	64-84	.762	84-119	203/7.0	49-1	33	57	2	23	268/9.2
TOTAL	138-124	4118/29.8	456-1211	.377	137-491	.279	247-340	.726	281-555	836/6.1	278-5	135	267	10	110	1296/9.4

Entered the 108th game of her career with 999 points and then hit a jumper with 8:06 left in the first against Belmont (2/25/21) to become the 24th member of the 1,000-point club.

**1,290 - Alex Jones (Forward - Elizabethtown, Ky.)**

Year	GP-GS	Min/Avg	FG-FGA	Pct	3FG-FGA	Pct	FT-FTA	Pct	OR-DR	Reb/Avg	PF-FO	Ast	TO	Blk	Stl	Pts/Avg
2009-10	29-29	825/28.4	128-257	.498	0-0	.000	91-125	.728	73-178	251/8.7	91-1	45	112	25	45	347/12.0
2010-11	27-26	795/29.4	121-263	.460	0-2	.000	138-184	.750	61-182	243/9.0	92-3	39	94	20	43	380/14.1
2011-12	29-29	864/29.8	92-220	.418	1-11	.091	104-132	.788	75-171	246/8.5	71-0	36	98	14	37	289/10.0
2012-13	30-30	906/30.2	92-238	.387	1-8	.125	89-120	.742	90-220	310/10.3	73-0	26	71	23	40	274/9.1
TOTAL	115-114	3390/29.5	433-978	.443	2-21	.095	422-561	.752	299-751	1050/9.1	327-4	146	375	82	165	1290/11.2

Joined the 1,000-point club in her 84th game, versus Tenn. State in the OVC Tournament on Feb. 29, 2012. She scored her 1,000th point on a lay-up and free throw at the 10:30 mark of second half.

**1,188 - Sandra Mukes (Forward - New Albany, Ind.)**

Year	GP-GS	Min/Avg	FG-FGA	Pct	3FG-FGA	Pct	FT-FTA	Pct	OR-DR	Reb/Avg	PF-FO	Ast	TO	Blk	Stl	Pts/Avg
1978-79	29	---	97-251	.387	---	---	51-79	.645	---	236/8.1	108-9	41	-	-	-	245/8.5
1979-80	28	759/27.1	122-212	.434	---	---	51-78	.654	---	218/7.8	96-6	19	-	-	-	235/8.4
1980-81	30	---	97-210	.410	---	---	101-123	.821	---	268/8.9	95-4	27	-	8	25	355/11.8
1981-82	30	871/29.0	136-295	.461	---	---	81-107	.757	---	253/8.4	97-7	36	84	6	26	353/11.8
TOTAL	117	---	452-1068	.423	---	---	284-387	.734	---	975/8.3	396-26	123	-	-	-	1188/10.2

Joined the 1,000-point club during her senior season. Was the third Lady Colonel to reach the 1,000-point plateau.

**1,183 - Teresa McNair (Guard - Ocala, Fla.)**

Year	GP-GS	Min/Avg	FG-FGA	Pct	3FG-FGA	Pct	FT-FTA	Pct	OR-DR	Reb/Avg	PF-FO	Ast	TO	Blk	Stl	Pts/Avg
1999-00	28-23	753/26.9	114-251	.454	10-33	.303	43-63	.683	68-70	138/4.9	95-9	68	65	3	93	281/10.0
2000-01	28-28	559/20.0	93-202	.460	3-6	.500	56-78	.718	80-70	150/5.4	64-1	64	64	5	83	245/8.8
2001-02	31-31	801/25.8	145-266	.545	4-12	.333	49-67	.731	78-84	162/5.2	77-3	45	48	11	99	343/11.1
2002-03	29-29	840/29.0	126-261	.483	7-26	.269	55-68	.809	88-93	181/6.2	82-3	81	75	18	131	314/10.8
TOTAL	116-111	2953/25.5	478-980	.488	24-77	.312	203-276	.736	314-317	631/5.4	318-16	258	252	37	406	1183/10.2

EKU's career leader in steals joined the



1,169 - Alice Recanati (Guard - Bergamo, Italy)

Year	GP-GS	Min/Avg	FG-FGA	Pct	3FG-FGA	Pct	FT-FTA	Pct	OR-DR	Reb/Avg	PF-FO	Ast	TO	Blk	Stl	Pts/Avg
2020-21	24-21	753/31.4	74-172	.430	11-35	.314	51-63	.810	33-63	96/4.0	54-2	90	89	7	23	210/8.8
2021-22	31-31	991/32.0	107-276	.388	23-63	.365	71-99	.717	23-70	93/3.0	75-6	137	104	1	53	308/9.9
2022-23	32-32	1128/35.3	106-245	.433	26-68	.382	55-66	.833	38-82	120/3.8	75-2	166	93	7	49	293/9.2
2023-24	34-34	1091/32.1	124-299	.415	27-82	.329	83-104	.798	35-102	137/4.0	90-4	144	130	11	55	358/10.5
TOTAL	121-118	3963/32.8	411-992	.414	87-248	.351	260-332	.783	129-317	446/3.7	294-14	537	416	26	180	1169/9.7

Scored her 1,000th point in her 105th game in a home win over Central Arkansas on Jan. 18, 2024. Is also ECU's all-time assist leader (537).



1,085 - Marla Gearhart (Guard - Olive Hill, Ky.)

Year	GP-GS	Min/Avg	FG-FGA	Pct	3FG-FGA	Pct	FT-FTA	Pct	OR-DR	Reb/Avg	PF-FO	Ast	TO	Blk	Stl	Pts/Avg
1996-97	20-1	371/18.6	47-108	.435	3-19	.158	30-37	.811	13-36	49/2.5	24-0	27	25	2	15	127/6.4
1997-98	28-26	833/29.8	103-259	.398	30-74	.405	60-84	.714	23-68	91/3.3	78-2	90	68	2	45	296/10.6
1998-99	8-8	213/26.6	42-94	.447	6-20	.300	24-30	.800	12-15	27/3.4	24-0	26	16	0	12	114/14.3
1999-00	28-28	959/34.2	191-449	.425	63-163	.387	103-127	.811	28-56	84/3.0	51-0	105	57	0	48	548/19.6
TOTAL	84-63	2376/28.3	383-910	.421	102-276	.370	217-278	.781	76-175	251/3.0	177-2	248	166	4	120	1085/12.9

Scored her 1,000th point in her 79th game (2/12/00). Scored more points her senior season (548) than her first three seasons combined (537).



1,063 - Pam Garrett (Forward - Lineville, Ala.)

Year	GP-GS	Min/Avg	FG-FGA	Pct	3FG-FGA	Pct	FT-FTA	Pct	OR-DR	Reb/Avg	PF-FO	Ast	TO	Blk	Stl	Pts/Avg
2001-02	22-4	335/15.2	71-138	.514	0-1	.000	46-81	.568	50-54	104/4.7	78-2	15	42	4	30	188/8.5
2002-03	28-17	481/17.2	105-212	.495	0-0	.000	82-125	.656	64-92	156/5.6	110-6	20	57	13	48	292/10.4
2003-04	30-24	551/18.4	100-207	.483	0-1	.000	54-97	.557	62-94	156/5.2	121-9	20	68	3	56	254/8.5
2004-05	31-31	679/21.9	125-279	.448	2-9	.222	77-122	.631	74-104	178/5.7	114-7	40	67	9	62	329/10.6
TOTAL	111-76	2046/18.4	401-836	.480	2-11	.182	259-425	.609	250-344	594/5.4	423-24	95	234	29	196	1063/9.6

Scored her 1,000th career point in her 105th career game, at home against Eastern Illinois on Feb. 19, 2005.



1,060 - Antwainette Walker (Guard - Lisle, Ill.)

Year	GP-GS	Min/Avg	FG-FGA	Pct	3FG-FGA	Pct	FT-FTA	Pct	OR-DR	Reb/Avg	PF-FO	Ast	TO	Blk	Stl	Pts/Avg
2022-23	30-30	1038/34.6	254-515	.493	7-30	.233	115-147	.782	89-193	282/9.4	78-3	69	121	3	72	630/21.0
2023-24	29-29	894/30.8	197-500	.394	44-139	.317	92-112	.821	42-129	171/5.9	49-0	39	96	5	53	530/18.3
TOTAL	59-59	1932/32.7	451-1015	.444	44-169	.302	207-259	.799	131-322	453/7.7	127-3	108	217	8	125	1160/19.7

Scored her 1,000th point in her 50th game at ECU against Kennesaw State at home on Feb. 10, 2024. Fastest player in program history to record 1,000 points.



1,052 - Zoey Artist (Guard - Anita, Iowa)

Year	GP-GS	Min/Avg	FG-FGA	Pct	3FG-FGA	Pct	FT-FTA	Pct	OR-DR	Reb/Avg	PF-FO	Ast	TO	Blk	Stl	Pts/Avg
1998-99	27-8	539/20.0	51-132	.386	6-38	.158	36-52	.692	38-41	79/2.9	47-0	55	54	5	20	144/5.3
1999-00	28-8	695/24.8	93-225	.413	28-85	.329	40-52	.769	48-83	131/4.7	70-1	80	64	7	38	254/9.1
2000-01	28-8	651/23.3	105-224	.469	25-73	.342	43-59	.729	41-73	114/4.1	55-1	67	45	4	36	278/9.9
2001-02	31-31	920/29.7	143-299	.478	21-60	.350	69-83	.831	50-103	153/4.9	56-0	104	69	10	55	376/12.1
TOTAL	114-55	2805/24.6	392-880	.445	80-256	.313	188-246	.764	177-300	477/4.2	228-2	306	232	26	149	1052/9.2

Scored her 1,000th point in her 110th career game, at Tennessee-Martin on Feb. 23, 2002. Started fewer games than any other 1,000-point scorer.



1,031 - Brittany Coles (Guard - Lexington, Ky.)

Year	GP-GS	Min/Avg	FG-FGA	Pct	3FG-FGA	Pct	FT-FTA	Pct	OR-DR	Reb/Avg	PF-FO	Ast	TO	Blk	Stl	Pts/Avg
2009-10	28-10	680/24.3	70-222	.315	30-116	.259	50-87	.575	12-58	70/2.5	56-0	39	81	20	21	220/7.9
2010-11	26-15	835/32.1	107-274	.391	47-126	.373	83-125	.664	36-85	121/4.7	74-2	34	81	30	33	344/13.2
2011-12	29-16	825/28.4	55-180	.306	14/61	.230	39-61	.639	26-87	113/3.9	57-0	49	52	15	17	163/5.6
2012-13	30-30	1077/35.9	110-325	.338	48-138	.348	36-58	.621	40-92	132/4.4	48-0	76	84	30	31	304/10.1
TOTAL	113-71	3417/30.2	342-1001	.342	139-441	.315	208-331	.628	114-322	436/3.9	235-2	198	298	95	102	1031/9.1

Scored her 1,000th point in her 109th game, becoming the 22nd member of the 1,000-point club on Feb. 28, 2013 at Tennessee Tech. Needing nine points, she scored nine points.



1,022 - Candice Finley (Forward - Detroit, Mich.)

Year	GP-GS	Min/Avg	FG-FGA	Pct	3FG-FGA	Pct	FT-FTA	Pct	OR-DR	Reb/Avg	PF-FO	Ast	TO	Blk	Stl	Pts/Avg
1997-98	28-0	264/9.4	34-87	.391	0-0	.000	32-52	.615	37-34	71/2.5	55-0	1	17	5	12	100/3.6
1998-99	26-24	453/17.4	87-185	.470	0-2	.000	29-63	.460	43-63	106/4.1	99-11	11	27	17	22	203/7.8
1999-00	28-28	756/27.0	135-310	.435	0-1	.000	85-132	.644	64-94	158/5.6	118-11	20	55	12	39	355/12.7
2000-01	28-28	627/22.4	129-266	.485	0-0	.000	106-146	.726	61-93	154/5.5	97-7	9	49	14	35	364/13.0
TOTAL	110-80	2100/19.1	385-848	.454	0-3	.000	252-393	.641	205-284	489/4.4	369-29	41	148	48	108	1022/9.3

Scored her 1,000th point in her 109th game (2/24/01). One of only two 1,000-point scorers to play their entire career during the three-point era and score 1,000 points without making a three-point field goal.



1,012 - Laura Shelton (Guard - Munfordville, Ky.)

Year	GP-GS	Min/Avg	FG-FGA	Pct	3FG-FGA	Pct	FT-FTA	Pct	OR-DR	Reb/Avg	PF-FO	Ast	TO	Blk	Stl	Pts/Avg
2002-03	29-3	418/14.4	36-105	.343	18-53	.340	34-41	.829	7-21	28/1.0	35-0	36	68	1	16	124/4.3
2003-04	29-28	723/24.9	60-177	.339	35-91	.385	66-80	.825	3-57	60/2.1	41-0	95	71	0	21	221/7.6
2004-05	31-25	824/26.6	88-248	.355	29-92	.315	98-118	.831	6-43	49/1.6	41-0	109	89	1	30	303/9.8
2005-06	27-21	699/25.9	101-243	.416	36-77	.468	126-140	.900	10-49	59/2.2	46-1	91	105	2	23	364/13.5
TOTAL	116-77	2664/23.0	285-773	.369	118-313	.377	324-379	.855	26-170	196/1.7	163-1	331	333	4	90	1012/8.7

Scored her 1,000th point in the final game of her career (116). Only needed 10 points, but scored 22 at home against Tennessee State on Feb. 25, 2006.



HALL OF FAME

On December 14, 2005, Eastern Kentucky University announced the creation of an Athletics Hall of Fame. The Hall of Fame's mission is to commemorate and honor student-athletes, other individuals and teams whose accomplishments have contributed to the esteemed tradition of Colonel Athletics and whose character has reflected positively on the University.

An extraordinary group of individuals, previously recognized by the University during the 1974 Centennial Athletic Awards Banquet, were inducted into the Hall of Fame on Nov. 3, 2006. This group of 25 is called The Founders. They were joined by an inaugural class of 13 members to make up the 2006 inductees.

Each of the first seven Hall of Fame inductions have included a former women's basketball player. Lisa Goodin was a member of the inaugural class in 2006. Chrissy Roberts joined the Hall of Fame in 2007 followed by Angie Cox Blevins in 2008. Kim Mays was inducted in 2009 and Jaree Goodin joined in 2010. Former head coach Larry Joe Inman joined four of his former players in the Hall of Fame in 2010. Peggy Gay Moore and Teresa McNair were inducted in 2011 and 2012 respectively. Laphelia Doss joined the Hall in 2014 and Tina Cottle was inducted in 2016.



Lisa Goodin (1980-84, Guard, Austin, Ind.)

The all-time leading scorer in ECU women's basketball history with 1,920 career points, Lisa Goodin is one of the most prolific student-athletes to compete in a Colonel uniform. At the time of her induction, Goodin ranked fifth on the career list for assists (375) and 10th for steals (182). A sharpshooter with consistent accuracy, she led the NCAA in free throw percentage as both a freshman (.897) and junior (.910).

Goodin earned all-conference honors all four years of her collegiate career and was later named to the All-Time Ohio Valley Conference team. She was chosen as a first team honoree in 1983 and a second team selection in 1981, 1982 and 1984. Goodin was also picked for the OVC All-Tournament team during her senior season. That year, 1984, she led the team in scoring with 15.5 points per game average.

A native of Austin, Indiana Goodin was the principal at Jessie Clark Middle School in Fayette County at the time of her induction.



Chrissy Roberts (1996-98, Guard, Eminence, Ky.)

The nation's top sharp-shooter in 1997, Chrissy Roberts starred in her two seasons at Eastern Kentucky. Roberts earned All-Ohio Valley Conference honors in both seasons (1997 and 1998) and honorable mention All-America recognition in 1998. She earned 1998 OVC Player of the Year honors after leading the league in free throw shooting (89.2 percent) and three-point shooting (45.9 percent). At the time of her induction, she held the NCAA record for career three-point shooting percentage.

During her miraculous junior season, Roberts led the country with a 48.8 three-point shooting percentage. She won two national awards that year, the AT&T Long Distance Award and the Edward Seitz Award. Her uniform, practice gear and shoes were enshrined in the Naismith Memorial Basketball Hall of Fame.

When inducted into the Hall of Fame, Roberts held the ECU record for most three-pointers in a single season (84 in 1996-97) and career three-point field goal percentage (.475). She finished her career third on the all-time three-point field goals made chart with 151. At the time of her induction, Roberts was an assistant women's basketball coach at East Carolina University. A few months later she was named the head coach at ECU.



Angie Cox Blevins (1988-92, Guard, Somerset, Ky.)

A two-time All-American, Angie Cox Blevins held the ECU women's basketball record with 170 career three-pointers at the time of her induction. The program record holder with 488 career assists, Cox led the Ohio Valley Conference with 5.6 assists per game as a senior in 1992.

Cox earned all-conference honors following her junior and senior seasons and was also named to the OVC All-Freshman team in 1989. The Somerset, Kentucky native finished her stellar career with 1,425 points, ranking eighth on the Colonels' all-time list. During her senior year, Cox compiled the second most steals (113) and assists (164) for a single season in program history. She led the OVC in steals per game during her senior season (3.9 spg) as well as during her junior campaign (3.9 spg).

An all-state performer during her prep career at Pulaski County High School, Cox Blevins played professionally in Germany and graduated from ECU's occupational therapy department. At the time of her induction, Cox Blevins was working for the Wayne County School System.



Jaree Goodin (1989-93, Center/Forward, Corbin, Ky.)

Jaree Goodin was a four-year starter for coach Larry Joe Inman's basketball team. She finished her Eastern career as the No. 3 all-time leading scorer with 1,679 points and as the No. 2 career-leading rebounder with 914 rebounds. She also closed her Eastern career with the best field goal percentage (.492) in school history. Goodin was an OVC All-Freshman team choice in 1989-90, an honorable mention All-OVC pick as a sophomore and a second-team All-OVC selection her junior and senior years. Goodin was a two-time All-OVC Tournament choice and was chosen as the Most Valuable Player of the OVC Tournament in 1992.

At her induction, she was the school record holder for most field goals in a single game when she made 18 on her way to a 41-point scoring night as a freshman against Marshall. A three-time Fast Break Magazine All-America choice, she was the EKV Female Athlete of the Year in 1992-93 and a fourth-team Division I All-American that season.

She was chosen as a member of the Corbin High School Hall of Fame in 1999 and has served as Vice President of International Biological Resources.



Larry Joe Inman (1988-08, Head Coach)

Larry Joe Inman, who was inducted into the Ohio Valley Conference Hall of Fame in 2009, served as head coach of the Eastern women's basketball team from 1988-2008, compiling a 319-244 record and leading the Lady Colonels to two OVC Tournament championships and two NCAA Tournament appearances (1996-97, 2004-05). In being named OVC Coach of the Year eight times, he also directed Eastern to five OVC regular season championships. He led the Lady Colonels to the 2002 WNIT Sweet Sixteen. He is the all-time winningest coach in Ohio Valley Conference women's basketball history with a record of 480-317. Prior to coming to Eastern, he served as a high school coach at Mt. Juliet (TN) High School, recording an impressive 126-24 mark in five seasons. He then moved to Middle Tennessee State University for eight seasons as head coach where he went 161-73 and won five OVC regular season titles and made four NCAA tourney appearances from his four OVC tournament championships.

He is currently retired. A 1970 graduate of Austin Peay State University, he is married to the former Bobbie Gene Follis and they have three children.



Peggy Gay Moore (1975-79, Guard/Forward, Buckhorn, Ky.)

Peggy Gay ranks as the second leading scorer in program history with 1,696 points. At the time of her induction, Gay held single season school records for most fields made (235, 1978-79) and most field goals attempted (569, 1978-79).

Her first season was one of the best in school history for the women's basketball program as Eastern rolled to a sparkling 17-3 record, the Kentucky Women's Intercollegiate Conference title and runner-up spot in the Association for Intercollegiate Athletics for Women Region II tournament. Gay averaged 16 points per game her freshman season.

She followed that season up with scoring averages of 13.9, 19.7 and 17.6 points for her next three years. She became the school's first 1,000-point scorer during her junior campaign. As a junior, she scored 38 points in a win over Louisville and was an All-KWIC pick. Another highlight for Gay came in the opener of her senior year against No. 1 Tennessee when she scored 26 points, prompting Lady Vol coach Pat Head Summitt to say, "That Peggy Gay is a super player, one of the best I've seen."

Following graduation in 1979 after being named first-team All-OVC, Gay was drafted by the Philadelphia Fox of the Women's Basketball League and played one season for that pro team. She received her master's degree in elementary education in 1984, served one season as an assistant coach at Morehead State and taught at Buckhorn High School for seven years.

She taught at Breathitt County High School where she also coached the Lady Cats for eight seasons, compiling a 148-92 record and winning four Region 14 titles.



Kim Mays (1992-95, Guard, Barbourville, Ky.)

Kim Mays was a two-time Ohio Valley Conference Player of the Year, winning the award in both the 1993-94 and 1994-95 seasons. She closed her three-year Eastern career as the fifth all-time scorer in program history with 1,587 points. Her best scoring season was her senior season when she averaged 25.7 points per game.

At the time of her induction, she held program single-season records for most points (719), best scoring average (25.7) and most free throws (226), all accomplished in the 1994-95 season. Her 44 points versus Western Michigan in 1994 still stands as the top single-game scoring effort in program history. As a junior, she averaged 21.2 points per game, ranking among the top 20 scorers in the nation. Mays was a first-team all-conference selection as a junior and senior, while making honorable mention All-OVC as a sophomore. She was also a second-team Academic All-America selection as a senior and a third-team choice as a junior.

When inducted, Mays lived in Laurel County with husband Michael Mills and daughters Ellie Rose and Shelbie Kate, and was employed as an occupational therapist with the Knox County Schools.



Teresa McNair (1999-03, Guard, Ocala, Fla.)

Teresa McNair played four seasons at ECU from 1999-2003 and started in all but five of the 116 games she played for coach Larry Joe Inman's women's basketball team.

She was an integral part of 76 victories during her career at Eastern, which included a fantastic junior year in 2001-02 that saw ECU finish with a 23-8 record, the regular season Ohio Valley Conference title and an advancement to the Women's National Invitational Tournament Sweet Sixteen. She closed her Eastern career with 1,183 points which ranked 15th on the program's all-time scoring list at the time of her induction.

McNair led the OVC in steals each of her four seasons at Eastern and holds the conference career steals mark with 406. As a Class 5A first-team All-State choice out of Forest High School in Ocala, Florida she made an immediate impact at Eastern, averaging 10.0 points and being named to the All-OVC Freshman Team. As a sophomore, she started all 28 games and won the second of four ECU Team Defensive Awards she collected in her career.

Her junior season saw her score 11.1 points per game and finish 24th in the nation in steals per game as Eastern won the regular season OVC title, totaled 23 wins, second most in program history, defeat Southwest Missouri in the opening round of the WNIT and host Alabama in the Sweet 16 of the WNIT. As a senior, she set ECU and OVC single season records for steals with 131 and led the nation in steals, while averaging 10.8 points per game and being named first-team All-OVC. She also holds the school single game record for steals when she had 11 in a win over Jacksonville State as a senior.

When inducted, she was listed among Eastern's top 10 career leaders in field goal percentage (fifth, .488); rebounds (eighth, 631); free throw percentage (ninth, .736); and blocks (tied for 10th, 37). She earned her degree in business administration and information technology from ECU in 2003. She then graduated from Saint Leo University with a master's degree in business administration with a concentration in information security management in 2010. She became the first African American women's head basketball coach at Forest High School in Ocala, Florida in 2006.



Laphelia Doss (1994-98, Forward, Franklin, Ky.)

Laphelia Doss played for coach Larry Joe Inman's Lady Colonels where she started all 113 games that were played by Eastern from 1994-98, ranking her second on Eastern's all-time games played list. She started her Eastern career in fine fashion, being named to the OVC All-Freshman Team in leading ECU to a four-way tie for the OVC championship. In the summer following her freshman year, she represented the United States through People-to-People Sports in Australia winning a silver medal. She put together a stellar first-team All-OVC sophomore year that saw her lead the OVC in rebounding and finish ninth in the final NCAA stats with her 11.5 rebounding average, while scoring in double digits in 22 games. She set an ECU single game record that year with 26 boards against Tennessee State and finished just one rebound shy of the ECU single season rebound mark with 309.

The Lady Colonels excelled her junior year in 1996-97 when they went 24-6 and ran off a stretch of 20 wins in 21 games, winning their first-ever outright OVC title. Doss did her part to help the Eastern cause that season by averaging 12.5 points in being named second-team All-OVC. Eastern won the conference regular season and league tournament as Doss was named MVP of the OVC Tournament. ECU made its first ever trip to the NCAA Tournament that season, playing Georgia in Athens, Georgia. She closed out her playing career in 1997-98 as Eastern went 20-8 and won the OVC with a 15-3 mark. Doss was again first-team All-OVC as she ranked second in the conference in rebounding and in field goal percentage, while scoring 14.6 points per contest.

At the time of her induction, she ranked second on Eastern's career list in rebounds with 1,026 and 12th in scoring with 1,378 points. When inducted, she held the ECU career record for double-doubles with 38, offensive rebounds with 413 and is second in career field goal percentage with her final 51.3 shooting mark. She is one of only two Lady Colonels to ever record more than 1,000 career points and 1,000 career rebounds.

Graduating from ECU in May of 1998 with her degree in broadcast journalism, she later received her master's degree in sports administration from Eastern. Doss began her coaching career in 2002-03 at Eastern where she served as an assistant coach for four seasons. At the time of her induction, Doss had a 16-year coaching career, making stops at James Madison, Southern Polytechnic State, Brewton-Parker, Austin Peay and North Carolina A&T.



Tina Cottle (1983-85, Guard, Miami, Fla.)

Tina Cottle played two spectacular years for the ECU women's basketball team from 1983-85, collecting first-team All-Ohio Valley Conference honors each season. She joined the program as a junior after being named a Junior College All-American at Miami Dade South Community College where she was selected as the conference athlete of the year.

As a junior, she led coach Dianne Murphy's Lady Colonels to wins over Wisconsin, Evansville, Duke, Bowling Green and Louisville en route to a 17-11 overall record and a second place OVC finish. That season, she led the OVC in field goal percentage with her 56.2 mark, was seventh in scoring at 15.2 points per game and third in rebounding at 9.5 boards per contest. One of her top performances her junior season was when she grabbed 17 rebounds in a 69-55 ECU win over Louisville. Following her junior season, she, along with fellow ECU Hall of Famer Lisa Goodin, were invited to Colorado to try out for the U.S. Olympic Team.

As a senior, Cottle helped ECU continue its winning ways as the Colonels compiled an 18-10 record with impressive victories over Miami (Florida), Dayton and Kent State. She averaged 15.5 points and 11.1 rebounds per game, both team-bests for the season. Her top rebounding performance came against Dayton when she pulled down 20 boards.

At the time of her induction, she held program records for most double-doubles (16), most rebounds (310) and best field goal percentage in a single year while attaining All-America status. Following her Eastern career, she played overseas in Ireland and England and was named Player of the Year in England in 1986.



Charlotte Sizemore (1997-02, Forward, Hazard, Ky.)

Sizemore played four years for head coach Larry Joe Inman's women's basketball team from 1997-2002. She is EKU's seventh all-time leading scorer, finishing her career with 1,561 points. She is also the 10th all-time leading rebounder with 611 rebounds, tied for ninth in three-pointers with 122 and sixth in career blocks with 71.

Sizemore was a three-time All-OVC performer, including collecting first-team accolades her sophomore and senior years. As a sophomore, she led the team in scoring with 17.6 points per game and received the team's award for Best Offensive Player. As a junior, she was a second-team all-conference selection while scoring 12.5 points per game. She was fourth in the league in assists and steals and fifth in blocked shots. She scored her 1,000th point that season against Murray State.

She returned to the first-team All-OVC list as a senior, leading the Colonels in scoring with her 12.7 per game average and finishing second in the OVC in steals with 72. Playing in 119 career games at EKU, Sizemore was a part of 78 victories and two Colonel teams that tied for the OVC regular season championship in 1997-98 and 2001-02.



Sue Fetter (1966-69)

Sue Fetter could certainly be considered a "pioneer" in the beginning of intercollegiate athletics for women being recognized on the EKU campus and nationwide. She played three sports at Eastern from 1966-1969 — volleyball for legendary Hall of Fame coach Geri Polvino; field hockey under longtime physical education teacher and administrator Gertrude Hood; and basketball for Millie Maupin.

The Colonels competed against other schools with these teams, called "Honor Teams", in competition with the University of Dayton, the University of Louisville, the University of Cincinnati, the University of Kentucky, Southeastern Christian College and Berea College, among others.

Following her graduation from EKU in 1970 and a stint as a student teacher at Shawnee High School in Louisville, she began a 27-year association with Ballard High School in Louisville. She started the girls' athletics program at Ballard, coaching every sport available for the girls which included tennis, golf, field hockey, track and junior varsity basketball. She led Ballard to the state runner-up title in field hockey in 1985 and to the state semifinals in three other years along with Jefferson County championships in seven other seasons.

Fetter also had success coaching track, directing the Ballard girls to state titles in 1974 and 1977, a runner-up in the state in 1975 and numerous county, district and regional championships in the 1970s. She also served as a director of the state, sectional, regional and county track meets from 1976-1986.

Fetter served as a director of the prestigious Mason-Dixon Games from 1976-80 and the UofL Cardinal Relays from 1979-82. After serving as assistant athletics director at Ballard, she was assistant AD at Presentation Academy in Louisville for four years. She has also officiated several sports contests including basketball, volleyball, field hockey, softball and track.

In 1988, Fetter received the National Association for Girls and Women's Sports Pathfinder Award. Other national awards included being Kellogg National Coach of the Year in 1977 and 1979. Among her many statewide and local awards are being named Kentucky High School Track Coach of the Year in 1976 and 1979. She was also recognized by EKU as the Physical Education Outstanding Alumnus in 2008. Her most recent recognition came in 2011 when she was inducted into the Kentucky Track and Cross Country Coaches Hall of Fame.



Alex Jones (2009-13, Forward, Elizabethtown, Ky.)

Jones had a steady career, playing in 115 games as a Colonel and averaging 29.5 minutes per game. She finished her career with 1,290 points and 1,050 rebounds, becoming one of only two Colonels in history to score 1,000 points and grab 1,000 rebounds. Jones is Eastern's all-time leading rebounder, finishing her career in grand style by averaging 10.3 rebounds her senior year.

She accumulated many Ohio Valley Conference recognitions during her career, including being a member of the 2009-10 All-Newcomer team and second team all-conference designations her freshman, sophomore and junior seasons. She was OVC Freshman of the Week five times.

Jones posted career highs of 34 points and 18 rebounds as a freshman against Morehead State. She set a new career best her senior year when she grabbed 21 boards, finishing that season as the OVC's top rebounder with her 10.3 per game average.

Jones was an outstanding free throw shooter, making more than 70 percent in each of her four years, topped in her junior season when she hit 78.8 percent. She came to EKU as a top five player in Kentucky and the state's best low-post player by Blue Chip Basketball.



Bernadette Kok (1972-76, Forward, Louisville, Ky.)

Bernadette 'Bernie' Kok played four years for the EKU volleyball team and four seasons for the basketball team between 1972-76. Before coming to EKU, her experience in basketball included competing in AAU basketball leagues in eighth and ninth grade since there was no high school Kentucky state basketball championship for girls.

In her freshman season of basketball, Kok started and led the team to the KWIC title, mirroring volleyball's undefeated slate against league foes. EKU defeated Louisville, Georgetown and Murray to advance to the AIAW national tourney. Kok led the team in scoring versus Louisville with 29 points and against Murray State with 18. She also led the team in scoring in EKU's loss to South Carolina with 17 points.

Following her senior year in basketball, she was named the 1975-76 College Athlete of the Year in the state by the Louisville Area Chamber of Commerce, averaging 16.7 points and 13.4 rebounds that season. Kok's basketball teams were 61-19 won four straight KWIC titles and competed in four AIAW Regional championships.

Upon graduation from EKU, Kok taught physical education and behavior disorders for 34 years in Kentucky. She coached high school basketball for 22 years and high school volleyball for five years. Kok's 1977-78 Betsy Layne High School basketball team went 26-2 and she was named Coach of the Year.



TEAM RECORDS

POINTS**GAME**

1.	vs. Thomas More College (11/30/1993)	122
2.	vs. Union College (11/22/2021)	120
3.	vs. West Virginia Tech (12/6/2000)	119
4.	vs. Glenville State College (11/19/2000)	116
5.	vs. Cincinnati Christian (12/3/2015)	112
6.	vs. Alice Lloyd College (12/29/2022)	110
	vs. West Virginia Wesleyan (11/23/2002)	110
	vs. Western Carolina (2/28/1992)	110
9.	vs. Murray State (2/13/1993)	108
10.	vs. Tennessee State (1/11/2001)	107

SEASON

1.	2001-02 (31 games)	2,507
2.	2000-01 (28 games)	2,474
3.	2023-24 (34 games)	2,444
	2022-23 (32 games)	2,444
5.	2002-03 (29 games)	2,268
6.	1991-92 (29 games)	2,227
7.	1999-00 (28 games)	2,185
8.	2004-05 (31 games)	2,179
9.	2015-16 (30 games)	2,164
10.	2006-07 (30 games)	2,154

POINTS BOTH TEAMS**GAME**

1.	Morehead State 110, ECU 106 (2/11/1993)	216
2.	ECU 108, Murray State 102 (2/13/1993)	210
3.	ECU 106, Tennessee State 99 (2/8/2001)	205
4.	Austin Peay 109, ECU 95 (1/18/1988)	204
5.	ECU 107, Tennessee State (1/11/2001)	203
6.	Morehead State 103, ECU 99 (2/13/1999)	202
7.	Stetson 102, ECU 98 (1/3/1989)	200
8.	No. 7 Georgia 109, ECU 90 (1/22/1990)	199
9.	Eastern Illinois 102, ECU 95 (1/27/2000)	197
10.	ECU 116, Glenville State 80 (11/19/2000)	196
	Louisville 108, ECU 88 (1/28/1988)	196

POINTS ALLOWED**GAME**

1.	vs. No. 4 Utah (11/19/2023)	117
2.	at No. 1 Tennessee (12/19/1987)	115
	at Morehead State (12/4/1978)	115
4.	vs. Morehead State (2/11/1993)	110
5.	at No. 7 Georgia (1/22/1990)	109
	at Austin Peay (1/18/1988)	109
7.	at Louisville (1/28/1988)	108
8.	vs. Middle Tennessee (2/21/1987)	104
9.	vs. No. 19 Western Kentucky (2/4/1988)	103
10.	vs. Murray State (2/13/1993)	102

SCORING AVERAGE**SEASON**

1.	2000-01 (28 games)	88.4
2.	2001-02 (31 games)	80.9
3.	2002-03 (29 games)	78.2
4.	1999-00 (28 games)	78.0
5.	1993-94 (26 games)	77.3
6.	1994-95 (28 games)	76.9
7.	1991-92 (29 games)	76.8
8.	1992-93 (27 games)	76.6
9.	2022-23 (32 games)	76.4
10.	1997-98 (28 games)	76.0

FIELD GOALS MADE**GAME**

1.	vs. Thomas More College (11/30/1993)	51
2.	vs. Cincinnati Christian (12/3/2015)	49
	vs. Western Carolina (2/28/1992)	49
4.	vs. West Virginia Tech (12/6/2000)	48
	vs. Pikeville College (11/22/1982)	48
6.	vs. Union College (11/22/2021)	46
7.	vs. Campbellsville-Harrodsburg (11/25/2023)	44
	vs. Alice Lloyd College (12/29/2022)	44
	at Stetson (1/3/1989)	44
10.	vs. Glenville State College (11/29/2000)	43

SEASON

1.	2001-02	925
2.	2000-01	906
3.	2023-24	885
4.	2022-23	873
5.	1991-92	848
6.	1999-00	833
7.	2002-03	828
8.	2015-16	818
9.	1996-97	782
10.	2016-17	780

FIELD GOALS ATTEMPTED**GAME**

1.	at Stetson (1/3/1989)	106
2.	vs. West Virginia Tech (12/6/2000)	101
3.	vs. Glenville State College (11/19/2000)	96
4.	vs. Western Carolina (2/28/1992)	94
5.	vs. Campbellsville-Harrodsburg (11/25/2023)	91
	at Xavier (11/28/1998)	91
6.	at Eastern Illinois (1/27/2000)	90
	at Morehead State (2/13/1999)	90
8.	at Pittsburgh (11/25/1988)	88
10.	at Wofford (12/13/1998)	87
	vs. Tennessee State (2/25/1996)	87
	at Auburn (11/25/1989)	87

SEASON

1.	2023-24 (34 games)	2,153
2.	2001-02 (31 games)	2,104
3.	2022-23 (32 games)	2,071
4.	2000-01 (28 games)	2,052
5.	1999-00 (28 games)	2,012
6.	1991-92 (29 games)	2,009
7.	2015-16 (30 games)	1,955
8.	2016-17 (32 games)	1,943
9.	2002-03 (29 games)	1,889
10.	2021-22 (31 games)	1,876

FIELD GOAL PERCENTAGE
GAME

1.	vs. Mercer (1/2/1984)	62.9 (22-35)
2.	at UT Martin (2/15/1997)	61.2 (30-49)
3.	vs. Tennessee State (1/25/2007)	60.0 (33-55)
	vs. Pikeville College (11/22/1982)	60.0 (48-80)
5.	vs. Union College (11/22/2021)	59.7 (46-77)
6.	vs. Thomas More College (11/30/1993)	59.3 (51-86)
7.	at Samford (1/24/2004)	59.2 (29-49)
8.	at Austin Peay (1/18/1988)	59.1 (39-66)
9.	at Wright State (2/8/1989)	58.1 (25-43)
10.	at Wright State (12/4/1996)	57.9 (33-57)

SEASON

1.	1982-83	45.6 (747-1,639)
2.	1993-94	45.2 (718-1,589)
3.	1983-84	45.0 (686-1,524)
4.	2000-01	44.2 (906-2,052)
5.	2001-02	44.0 (925-2,104)
6.	2002-03	43.8 (828-1,889)
7.	1997-98	43.7 (755-1,729)
8.	1994-95	43.6 (747-1,715)
9.	1992-93	43.5 (718-1,649)
10.	1996-97	42.8 (782-1,826)

3-POINT FIELD GOALS MADE
GAME

1.	at Jacksonville State (2/14/2008)	17
2.	vs. Penn (12/30/2007)	16
3.	vs. Murray State (12/2/2010)	14
	vs. Ohio Valley (11/14/2008)	14
5.	vs. Kennesaw State (1/2/2023)	13
	vs. Alice Lloyd College (12/29/2022)	13
	vs. Samford (1/19/2008)	13
	at Georgia (1/22/1990)	13
9.	at Stetson (1/28/2023)	12
	vs. Union College (12/20/2022)	12
	vs. Appalachian State (11/11/2022)	12
	at Tennessee Tech (1/24/2015)	12
	at Florida Gulf Coast (11/24/2007)	12

SEASON

1.	2022-23	255
2.	2007-08	198
3.	2023-24	189
4.	1997-98	181
5.	2018-19	179
6.	2012-13	177
7.	2008-09	170
8.	2004-05	169
9.	2019-20	168
10.	2015-16	164

3-POINT FIELD GOALS ATTEMPTED
GAME

1.	vs. Union College (12/20/2022)	47
2.	vs. Alice Lloyd College (12/29/2022)	36
3.	at Belmont (1/16/2020)	35
4.	vs. Penn (12/30/2007)	34
5.	vs. Eastern Illinois (1/9/2020)	33
	vs. Southeast Missouri (2/12/2009)	33
	at Auburn (11/25/1989)	33
8.	vs. Belmont (2/22/2020)	32
	at SIU Edwardsville (2/2/2019)	32
10.	vs. Lipscomb (2/2/2023)	31
	vs. Murray State (12/2/2010)	31
	vs. Eastern Illinois (2/14/2009)	31

SEASON

1.	2022-23	761
2.	2018-19	618
3.	2019-20	616
4.	2008-09	610
5.	2023-24	598
6.	2012-13	559
7.	2007-08	536
8.	2021-22	520
9.	2015-16	507
10.	2010-11	500

3-POINT FIELD GOAL PERCENTAGE
GAME

		(Min. 10 made)
1.	vs. Samford (1/19/2008)	68.4 (13-19)
2.	vs. Western Carolina (12/21/1997)	66.7 (10-15)
3.	at Jacksonville State (2/14/2008)	65.4 (17-26)
4.	vs. Detroit Mercy (11/17/1997)	64.7 (11-17)
5.	vs. Tennessee Tech (2/25/2017)	61.1 (11-18)
6.	vs. Tennessee Tech (2/27/2014)	57.9 (11-19)
	at Tennessee State (3/2/2013)	57.9 (11-19)
8.	at Tennessee Tech (1/24/2015)	57.1 (12-21)
9.	vs. Southeast Missouri (2/24/1998)	55.0 (11-20)
10.	vs. Eastern Illinois (12/30/2020)	52.6 (10-19)
	at Eastern Illinois (1/31/2009)	52.6 (10-19)

SEASON

1.	1990-91	41.8 (143-342)
2.	1997-98	40.2 (181-450)
3.	2004-05	37.7 (169-448)
4.	2007-08	36.9 (198-536)
5.	1994-95	36.8 (106-288)
6.	2003-04	36.0 (132-367)
7.	1987-88	35.7 (86-241)
8.	1996-97	35.6 (143-402)
9.	1995-96	35.3 (159-450)
10.	1989-90	35.1 (129-368)

FREE THROWS MADE**GAME**

1.	vs. Murray State (2/13/1993)	43
2.	at Tennessee State (2/11/2002)	40
3.	vs. Pittsburgh (12/30/1986)	39
4.	vs. Radford (12/17/2000)	36
5.	vs. Tennessee State (2/7/1998)	34
6.	vs. Stephen F. Austin (12/6/2006)	33
	vs. Texas A&M (11/18/2000)	33
	vs. Murray State (2/17/2001)	33
	vs. Tennessee State (2/13/1994)	33
	at Morehead State (1/28/1993)	33

SEASON

1.	1994-95	552
2.	1992-93	542
3.	2002-03	529
4.	2001-02	528
5.	2000-01	522
6.	1993-94	518
7.	2013-14	488
8.	2023-24	485
9.	2004-05	484
10.	2003-04	481

FREE THROWS ATTEMPTED**GAME**

1.	vs. Pittsburgh (12/30/1986)	68
2.	vs. Tennessee State (2/7/1998)	53
3.	vs. Murray State (2/13/1993)	52
4.	at Samford (1/24/2004)	48
	at Tennessee State (2/11/2002)	48
6.	vs. Radford (12/17/2000)	47
	at Morehead State (1/28/1993)	47
8.	vs. Louisiana-Lafayette (12/20/1986)	45
	at Georgia State (11/29/1985)	45
10.	vs. Tennessee State (1/29/2011)	44
	vs. Texas A&M (11/18/2000)	44

SEASON

1.	1994-95	824
2.	1992-93	766
3.	1993-94	738
4.	2000-01	726
5.	2001-02	720
6.	1986-87	709
7.	2002-03	694
8.	2023-24	690
8.	2013-14	681
9.	1991-92	673
10.	2003-04	662

FREE THROW PERCENTAGE**GAME**

		(Min. 14 made)
1.	at Alaska Anchorage (11/27/2002)	1.000 (22-22)
2.	at Eastern Illinois (2/10/2003)	95.7 (22-23)
3.	vs. Austin Peay (3/3/2016)	95.5 (21-22)
	at Morehead State (2/12/1983)	95.5 (21-22)
5.	vs. Jacksonville (1/23/2023)	95.0 (19-20)
	at Tennessee State (2/1/2012)	95.0 (19-20)
7.	at Bellarmine (1/14/2023)	94.4 (17-18)
8.	at Jacksonville State (2/12/2005)	94.1 (16-17)
9.	vs. Tennessee Tech (1/9/2021)	93.3 (14-15)
	at Northwestern (12/22/2020)	93.3 (14-15)

SEASON

1.	2022-23	76.4 (443-580)
2.	2002-03	76.2 (529-694)
3.	2020-21	75.8 (300-396)
4.	2007-08	74.7 (380-509)
5.	2004-05	74.1 (484-653)
6.	2021-22	73.9 (474-641)
	2011-12	73.9 (416-563)
8.	2001-02	73.3 (528-720)
9.	2006-07	73.2 (439-600)
10.	2015-16	73.1 (364-498)

REBOUNDS**GAME**

1.	vs. West Virginia Tech (12/6/2000)	65
	vs. Glenville State College (11/19/2000)	65
3.	vs. West Virginia Tech (11/17/2007)	64
	at Morehead State (2/13/1999)	64
	vs. Georgia Southern (11/22/1996)	64
6.	at Murray State (1/23/1993)	62
7.	vs. Campbellsville-Harrodsburg (11/25/2023)	61
	vs. Tennessee State (2/25/1996)	61
	vs. Cleveland State (12/6/1985)	61
10.	at Georgia State (11/29/1985)	60

SEASON

1.	2023-24	1,344
2.	1991-92	1,278
3.	2012-13	1,270
4.	2001-02	1,235
5.	2013-14	1,212
6.	2015-16	1,210
7.	1996-97	1,203
8.	2021-22	1,199
9.	2022-23	1,196
	1984-85	1,196

REBOUND AVERAGE**SEASON**

1.	1985-86 (25 games)	44.4
2.	1991-92 (29 games)	44.1
3.	1998-99 (27 games)	43.7
4.	1986-87 (27 games)	43.4
5.	1984-85 (28 games)	42.7
6.	1990-91 (27 games)	42.4
7.	2012-13 (30 games)	42.3
8.	2000-01 (28 games)	41.9
9.	1993-94 (26 games)	41.4
10.	1989-90 (26 games)	41.1

DEFENSIVE REBOUNDS**SEASON**

1.	1984-85	1,046
2.	1982-83	936
3.	1985-86	925
4.	1983-84	902
5.	2023-24	888
6.	2012-13	854
7.	2015-16	823
8.	2011-12	822
9.	2013-14	821
10.	2022-23	817

DEFENSIVE REBOUND AVERAGE**SEASON**

1.	1984-85 (28 games)	37.4
2.	1985-86 (25 games)	37.0
3.	1982-83 (27 games)	34.7
4.	1983-84 (28 games)	32.2
5.	2012-13 (30 games)	28.5
6.	2011-12 (29 games)	28.3
7.	1990-91 (27 games)	27.9
8.	2009-10 (29 games)	27.8
9.	1986-87 (27 games)	27.5
10.	2015-16 (30 games)	27.4

OFFENSIVE REBOUNDS**SEASON**

1.	2001-02	499
2.	2000-01	498
3.	1991-92	494
4.	2002-03	469
5.	1996-97	464
6.	1998-99	463
7.	2023-24	456
8.	1999-00	437
9.	2004-05	432
10.	1986-87	430

OFFENSIVE REBOUND AVERAGE**SEASON**

1.	2000-01 (28 games)	17.8
2.	1998-99 (27 games)	17.1
3.	1991-92 (29 games)	17.0
4.	1988-89 (26 games)	16.5
5.	2002-03 (29 games)	16.2
6.	2001-02 (31 games)	16.1
7.	1986-87 (27 games)	15.9
8.	1999-00 (28 games)	15.6
9.	1996-97 (30 games)	15.5
10.	1992-93 (27 games)	15.3

ASSISTS**GAME**

1.	vs. Western Carolina (2/28/1992)	37
2.	vs. Alice Lloyd College (12/29/2022)	36
3.	vs. Cincinnati Christian (12/3/2015)	34
4.	vs. West Virginia Tech (12/6/2000)	33
5.	vs. Western Carolina (12/17/2003)	31
	vs. Marshall (2/14/1990)	31
6.	vs. Campbellsville-Harrodsburg (11/25/2023)	29
	vs. Thomas More College (11/30/1993)	29
8.	vs. Union College (12/20/2022)	28
	at Tennessee State (1/4/2003)	28
	at Morehead State (2/5/1990)	28

SEASON

1.	2000-01	558
2.	2001-02	532
3.	2022-23	514
4.	1991-92	512
5.	2002-03	490
6.	2023-24	476
7.	1990-91	472
8.	2003-04	467
9.	1999-00	462
10.	1992-93	447

ASSISTS AVERAGE**SEASON**

1.	2000-01 (28 games)	19.9
2.	1992-92 (29 games)	17.7
3.	1990-91 (27 games)	17.5
4.	2001-02 (31 games)	17.2
5.	1989-90 (26 games)	17.0
6.	2002-03 (29 games)	16.9
7.	1992-93 (27 games)	16.6
8.	1999-00 (28 games)	16.5
9.	2022-23 (32 games)	16.0
10.	1995-96 (27 games)	15.9

STEALS**GAME**

1.	vs. Wright State (11/22/1991)	32
2.	vs. West Virginia Tech (12/6/200)	30
3.	vs. Ball State (12/1/1992)	29
4.	vs. Tennessee State (2/13/2003)	28
	vs. Eastern Illinois (1/27/2001)	28
6.	vs. West Virginia Tech (11/17/2007)	25
	vs. Wright State (2/3/1990)	25
8.	vs. West Virginia Wesleyan (11/23/2002)	24
	vs. Morehead State (2/5/2001)	24
	vs. College of Charleston (11/21/1999)	24

SEASON

1.	2000-01	436
2.	2001-02	432
3.	1991-92	424
4.	2002-03	415
5.	1999-00	374
6.	1994-95	358
7.	1990-91	331
8.	2004-05	320
9.	2022-23	292
	2003-04	292
	1996-97	292
	1992-93	292

STEALS AVERAGE**SEASON**

1.	2000-01 (28 games)	15.6
2.	1991-92 (29 games)	14.6
3.	2002-03 (29 games)	14.3
4.	2001-02 (31 games)	13.9
5.	1999-00 (28 games)	13.4
6.	1994-95 (28 games)	12.8
7.	1990-91 (27 games)	12.3
8.	1992-93 (27 games)	10.8
9.	1993-94 (26 games)	10.7
10.	2004-05 (31 games)	10.3
	1989-90 (26 games)	10.3

BLOCKS**GAME**

1.	vs. Middle Tennessee (3/9/1992)	11
2.	vs. Kennesaw State (3/2/2022)	10
	at Xavier (12/8/2019)	10
	vs. Tennessee State (2/29/2012)	10
	vs. Jacksonville State (2/6/2010)	10
	vs. West Virginia Tech (11/17/2007)	10
	vs. UT Martin (1/30/1993)	10
7.	at Central Arkansas (2/19/2022)	9
	vs. Cumberlands (12/31/2021)	9
	at Morehead State (2/9/2013)	9
	vs. Morehead State (1/12/2013)	9
	vs. Miami Ohio (11/9/2012)	9
	at Tennessee Tech (2/2/2008)	9
	vs. Ohio Valley (11/11/2006)	9

SEASON

1.	2012-13	145
2.	2016-17	127
3.	2021-22	122
4.	2019-20	107
5.	2011-12	104
	1991-92	104
7.	2005-06	102

8.	2007-08	100
9.	2009-10	99
10.	1990-91	94

BLOCKS AVERAGE

SEASON

1.	2012-13 (30 games)	4.8
2.	2016-17 (32 games)	4.0
3.	2021-22 (31 games)	3.9
4.	2005-06 (27 games)	3.8
5.	2019-20 (29 games)	3.7
6.	2011-12 (29 games)	3.6
	2007-08 (28 games)	3.6
	1991-92 (29 games)	3.6
9.	1990-91 (27 games)	3.5
10.	2017-18 (27 games)	3.4
	2009-10 (29 games)	3.4
	1992-93 (27 games)	3.4

GAMES PLAYED

SEASON

1.	2023-24	34
2.	2022-23	32
	2016-17	32
4.	2021-22	31
	2004-05	31
	2001-02	31
7.	2015-16	30
	2013-14	30
	2012-13	30
	2006-07	30
	2003-04	30
	1996-97	30



MISC. TEAM RECORDS

OVERTIME GAMES

Overtime Record: 24-36 (12-23 OVC; 1-1 ASUN)
Home: 11-18 **Away:** 12-17 **Neutral:** 1-1

Date	Opponent	W/L	EKU	OPP
02/13/72	DAYTON	W(OT)	54	45
01/10/79	at Miami (Ohio)	L(OT)	77	84
01/27/79	MOREHEAD STATE*	L(OT)	86	95
01/22/81	MOREHEAD STATE*	W(OT)	75	72
01/09/82	WESTERN KY.*	L(2OT)	87	89
12/18/82	MIDDLE TENNESSEE*	L(OT)	69	72
01/22/83	at Cleveland State	L(OT)	79	81
11/21/83	BELLARMINE	L(OT)	72	74
02/16/84	at Tennessee Tech*	L(OT)	78	81
02/25/85	at Austin Peay*	L(OT)	61	62
11/29/85	at Georgia State	W(OT)	85	80
01/02/86	at Nebraska	L(OT)	75	80
01/11/86	at Akron*	L(OT)	71	75
02/17/86	AKRON*	L(OT)	76	77
01/07/84	DAYTON	W(OT)	78	75
01/03/89	at Stetson	L(3OT)	98	102
01/11/89	KENTUCKY	L(OT)	77	83
01/16/89	MURRAY STATE*	L(OT)	63	66
12/09/89	at Louisville	L(OT)	84	85
02/02/93	MARSHALL	L(OT)	80	84
02/11/93	MOREHEAD STATE*	L(OT)	106	110
11/15/97	at Marshall	W(OT)	97	90
01/24/98	TENNESSEE TECH*	W(3OT)	97	92
01/26/98	MIDDLE TENN.*	W(OT)	80	79
12/13/98	at Wofford	W(OT)	83	82
01/02/99	at Southeast Missouri*	L(OT)	93	101
02/13/99	at Morehead State*	L(OT)	99	103
01/20/00	MURRAY STATE*	L(OT)	67	72
01/27/00	at Eastern Illinois*	L(OT)	95	102
02/23/02	at Tennessee-Martin*	L(OT)	78	82
03/02/02	vs. Austin Peay	L(OT)	77	78
03/13/02	at Missouri State	W(OT)	72	65
02/01/03	AUSTIN PEAY*	L(OT)	68	69
03/05/05	vs. Southeast Mo.	W(2OT)	84	73
11/19/05	BELMONT	L(OT)	82	86
02/11/06	SOUTHEAST MO.*	L(OT)	86	87
01/11/07	MOREHEAD STATE*	L(2OT)	88	91
12/08/07	at Austin Peay*	W(OT)	68	66
12/21/07	EASTERN ILLINOIS*	L(OT)	86	91
01/12/08	at Eastern Illinois*	L(OT)	81	86
01/04/10	AUSTIN PEAY*	W(OT)	61	54
02/06/10	JACKSONVILLE ST.*	L(OT)	46	49

01/29/11	TENNESSEE STATE*	W(2OT)	91	86
12/20/11	at Jacksonville State*	W(OT)	80	76
11/09/12	MIAMI (OHIO)	W(OT)	73	63
01/05/13	SIU EDWARDSVILLE*	L(OT)	69	73
11/10/13	at Kent State	L(OT)	74	75
02/08/14	MOREHEAD STATE*	W(OT)	69	66
01/24/15	at Tennessee Tech*	W(2OT)	97	93
11/24/15	at Miami (Ohio)	W(OT)	77	72
01/30/16	MOREHEAD STATE*	W(OT)	100	93
02/27/16	at Tennessee Tech*	W(OT)	71	67
01/07/17	EASTERN ILLINOIS*	W(OT)	88	85
12/05/17	KENT STATE	L(OT)	57	65
02/17/18	at Tennessee State*	L(OT)	58	69
11/24/19	at Mercer	W(OT)	61	60
01/25/20	at Tennessee Tech*	L(2OT)	82	87
12/21/21	at Appalachian State	W(2OT)	89	84
01/12/22	at North Alabama*	L(2OT)	86	88
02/19/22	at Central Arkansas*	W(OT)	65	59

Home Games In All Caps, * Denotes OVC/ASUN Game

100 POINT GAMES

EKU Scores 100 Points: 28-1 (9-1 OVC; 0-0 ASUN)
Home: 19-1 **Away:** 6-0 **Neutral:** 3-0

Date	Opponent	W/L	EKU	OPP
02/12/81	MOUNT SAINT JOSEPH	W	103	74
02/24/81	at Xavier	W	104	58
11/24/81	CAMPBELLSVILLE	W	102	75
01/21/82	BELLARMINE	W	100	65
11/23/82	PIKEVILLE	W	105	60
12/30/86	PITTSBURGH	W	101	93
02/28/92	WESTERN CAROLINA	W	110	56
01/16/93	AUSTIN PEAY*	W	100	75
02/11/93	MOREHEAD STATE*	L(OT)	106	110
02/13/93	MURRAY STATE*	W	108	102
11/30/93	THOMAS MORE	W	122	48
01/30/95	at Morehead State*	W	103	90
11/19/00	vs. Glenville State	W	116	80
12/06/00	WEST VIRGINIA TECH	W	119	63
01/11/01	TENNESSEE STATE*	W	107	96
02/08/01	at Tennessee State*	W	106	99
12/08/01	at Florida Atlantic	W	103	92
01/21/02	AUSTIN PEAY*	W	102	82
11/23/02	vs. W.Va. Wesleyan	W	110	59
01/04/02	at Tennessee State*	W	105	83
12/30/07	vs. Penn	W	100	62
02/14/08	at Jacksonville State*	W	104	75
12/03/15	CINCINNATI CHRISTIAN	W	112	34
01/30/16	MOREHEAD STATE*	W(OT)	100	93
11/27/19	ALICE LLOYD	W	102	65
11/22/21	UNION COLLEGE	W	120	53
12/20/22	UNION COLLEGE	W	103	48
12/29/22	ALICE LLOYD	W	110	49
11/25/23	CU-HARRODSBURG	W	100	25

EKU Allows 100 Points: 1-33 (1-12 OVC; 0-0 ASUN)
Home: 1-6 **Away:** 0-23 **Neutral:** 0-4

Date	Opponent	W/L	EKU	OPP
02/25/75	TENNESSEE	L	70	100
03/07/75	vs. Memphis	L	63	100
12/18/76	vs. Mercer	L	88	108
12/04/78	at Morehead State*	L	77	115
12/17/79	at Kentucky	L	77	100
11/28/86	vs. Central Michigan	L	75	101
01/17/87	at Tennessee Tech*	L	73	100
02/03/87	at Western Kentucky	L	57	107
02/21/87	MIDDLE TENNESSEE*	L	63	104
12/19/87	at Tennessee	L	40	115
01/18/88	at Austin Peay*	L	95	109
01/28/88	at Louisville	L	88	108
02/04/88	WESTERN KENTUCKY	L	65	103
02/22/88	MURRAY STATE*	L	74	101
01/03/89	at Stetson	L(3OT)	98	102
02/25/89	at Murray State*	L	63	101
01/22/90	at Georgia	L	90	109
02/11/93	MOREHEAD STATE*	L(OT)	106	110
02/13/93	MURRAY STATE*	W	108	102
12/03/94	at Missouri	L	71	107
11/18/98	at Kansas State	L	68	102
11/28/98	at Xavier	L	89	105
01/02/99	at Southeast Missouri*	L(OT)	93	101
02/13/99	at Morehead State*	L(OT)	99	103
02/23/99	at Tennessee-Martin	L	87	102
11/20/99	WOFFORD	L	84	100
01/27/00	at Eastern Illinois*	L(OT)	95	102
01/24/08	at Tennessee State*	L	85	104
11/18/18	at Ohio	L	60	100
01/03/19	at Austin Peay*	L	65	100
11/25/20	at Indiana	L	51	100
11/29/20	at Louisville	L	58	101
11/27/22	at No. 23 Tennessee	L	71	105
11/19/23	vs. No. 4 Utah	L	72	117

Both Score 100 Points: 1-1 (1-1 OVC; 0-0 ASUN)
Home: 1-1 **Away:** 0-0 **Neutral:** 0-0

Date	Opponent	W/L	EKU	OPP
02/11/93	MOREHEAD STATE*	L(OT)	106	110
02/13/93	MURRAY STATE*	W	108	102

Home Games In All Caps, * Denotes OVC/ASUN Game

TOP 25 GAMES**Record vs. Top-25:** 0-41 (0-2 OVC; 0-1 ASUN)**Home:** 0-11 **Away:** 0-25 **Neutral:** 0-5

<u>Date</u>	<u>Opponent</u>	<u>Ranking</u>	<u>Poll</u>
02/12/77	TENNESSEE	12	Coaches'
02/22/78	at Tennessee	1	Coaches'
11/27/78	TENNESSEE	1	Coaches'
01/29/80	KENTUCKY	17	Coaches'
01/05/86	at Kentucky	22	Coaches'
12/09/86	KENTUCKY	20	Coaches'
02/03/87	at Western Ky.	19	Coaches'
12/19/87	at Tennessee	4/3	Coaches'/AP
02/04/88	WESTERN KY.	23	Coaches'
11/25/89	at Auburn	6	Coaches'
01/22/90	at Georgia	4	Coaches'
01/27/90	TENN. TECH	20	Coaches'
02/12/90	at Tenn. Tech	21	Coaches'
02/16/91	WESTERN KY.	7/7	Coaches'/AP
11/23/91	at Western Ky.	6	Coaches'
11/26/91	at Vanderbilt	9	Coaches'
01/04/93	vs. Iowa	4/4	Coaches'/AP
02/24/93	TENNESSEE	1/1	Coaches'/AP
01/03/96	at Vanderbilt	3	Coaches'
11/29/96	at Louisiana Tech	4	Coaches'
03/14/97	at Georgia	6	Coaches'
11/09/01	at Vanderbilt	3	Coaches'
12/15/01	at Iowa State	6	Coaches'
12/05/02	CINCINNATI	25	AP
12/30/03	GEORGIA	11/12	Coaches'/AP
03/19/05	vs. Arizona State	24	Coaches'
11/21/05	at Ohio State	4/4	Coaches'/AP
11/17/06	vs. Oklahoma	3/3	Coaches'/AP
11/19/08	at Vanderbilt	12/13	Coaches'/AP
12/22/08	at Oklahoma St.	23/21	Coaches'/AP
11/17/11	LOUISVILLE	10/9	Coaches'/AP
11/28/12	at Louisville	6/7	Coaches'/AP
11/15/14	at West Virginia	17/17	Coaches'/AP
11/24/18	vs. West Virginia	20/25	Coaches'/AP
11/25/20	at Indiana	15/16	Coaches'/AP
11/29/20	at Louisville	5/5	Coaches'/AP
12/22/20	at Northwestern	16/15	Coaches'/AP
12/16/21	at Louisville	4/6	Coaches'/AP
01/27/22	at Florida Gulf Coast	20/NR	Coaches'/AP
11/27/22	at Tennessee	24/23	Coaches'/AP
11/19/23	vs. Utah	4/4	Coaches' AP

Home Games In All Caps



**TEAM
ASUN CONFERENCE
RECORDS**

2021-22

First Round (#3 seed West)	(Richmond, Ky.)	
#6E KENNESAW STATE	W	71-57
Quarterfinals	(Lynchburg, Va.)	
at #2E Liberty	L	57-77

2022-23

Quarterfinals (#5 seed)	(Clarksville, Tenn.)	
at #4 Austin Peay	L	55-73

2023-24

Quarterfinals (#5 seed)	(Nashville, Tenn.)	
at #4 Lipscomb	W	99-68
Semifinals	(Conway, Ark.)	
at #3 Central Arkansas	L	57-68

All Caps Indicates Home Game

**RECORD VERSUS ALL OPPONENTS
IN ASUN TOURNAMENT**

Austin Peay	0-1
Central Arkansas	0-1
Kennesaw State	1-0
Liberty	0-1
Lipscomb	1-0
TOTALS	2-3

SINGLE GAME

Most Points Scored (ASUN)

1. at Queens (Feb. 23, 2023)	
EKU 95, QUC 62	95
2. Queens (Feb. 8, 2024)	
EKU 88, QUC 67	88
3. Kennesaw State (Jan. 2, 2023)	
EKU 87, KSU 72	87
4. at North Alabama (Jan. 12, 2022)	
EKU 86, UNA 88 2OT	86
5. Bellarmine (Jan. 11, 2023)	
EKU 85, BELL 79	85

Most Points Scored (Home-ASUN)

1. Queens (Feb. 8, 2024)	
EKU 88, QUC 67	88
2. Kennesaw State (Jan. 2, 2023)	
EKU 87, KSU 72	87
3. Bellarmine (Jan. 11, 2023)	
EKU 85, BEL 79	85
4. Stetson (Jan. 5, 2023)	
EKU 80, STET 69	80
5. Jacksonville (Jan. 23, 2023)	
EKU 79, JAX 70	79
Bellarmine (Feb. 26, 2022)	
EKU 79, BEL 68	79

Most Points Scored (Away-ASUN)

1. at Queens (Feb. 23, 2023)	
EKU 95, QU 62	95
2. at North Alabama (Jan. 12, 2022)	
EKU 86, UNA 88 2OT	86
3. at North Alabama (Feb. 15, 2024)	
EKU 84, UNA 57	84
4. at North Florida (March 1, 2023)	
EKU 83, UNF 68	83
at Stetson (Jan. 28, 2023)	
EKU 83, STET 70	83

Fewest Points Scored (ASUN)

1. at Central Arkansas (Feb. 17, 2024)	
EKU 49, UCA 83	49
2. at Jacksonville State (Feb. 24, 2022)	
EKU 51, JSU 64	51
3. at Stetson (Jan. 29, 2022)	
EKU 52, STET 70	52
at Austin Peay (Jan. 6, 2024)	
EKU 52, APSU 62	52
5. Liberty (Feb. 5, 2022)	
EKU 55, LIB 69	55
Austin Peay (Feb. 29, 2024)	
EKU 55, APSU 63	55

Fewest Points Scored (Home-ASUN)

1. Austin Peay (Feb. 29, 2024)	
EKU 55, APSU 63	55
Liberty (Feb. 5, 2022)	
EKU 55, LIB 69	55
3. Central Arkansas (Jan. 5, 2022)	
EKU 61, UCA 46	61
4. Stetson (Jan. 31, 2024)	
EKU 62, STET 65	62
5. North Florida (Jan. 22, 2022)	
EKU 64, UNF 78	64

Fewest Points Scored (Away-ASUN)

1. at Central Arkansas (Feb. 17, 2024)	
EKU 49, UCA 83	49
2. at Jacksonville State (Feb. 24, 2022)	
EKU 51, JSU 64	51
3. at Austin Peay (Jan. 6, 2024)	
EKU 52, APSU 62	52
at Stetson (Jan. 29, 2022)	
EKU 52, STET 70	52
5. at Central Arkansas (Jan. 7, 2023)	
EKU 57, UCA 71	57

Most Points Allowed (ASUN)

1. at Florida Gulf Coast (Jan. 27, 2022)	
EKU 70, FGCU 92	92
2. at Liberty (Feb. 25, 2023)	
EKU 77, LIB 90	90
3. at North Alabama (Jan. 12, 2022)	
EKU 86, UNA 88 2OT	88
4. at Bellarmine (Jan. 14, 2023)	
EKU 77, BEL 85	85
5. at Florida Gulf Coast (Jan. 26, 2023)	
EKU 61, FGCU 84	84

Most Points Allowed (Home-ASUN)

1. Austin Peay (Feb. 4, 2023)	
EKU 69, APSU 82	82
2. Bellarmine (Jan. 11, 2023)	
EKU 85, BEL 79	79
3. North Florida (Jan. 22, 2022)	
EKU 64, UNF 78	78
4. Jacksonville State (Jan. 15, 2022)	
EKU 74, JSU 76	76
5. Lipscomb (Feb. 2, 2023)	
EKU 65, LIPS 74	74
North Alabama (Feb. 17, 2022)	
EKU 65, UNA 74	74

Most Points Allowed (Away-ASUN)

1. at Florida Gulf Coast (Jan. 27, 2022)	
EKU 70, FGCU 92	92
2. at Liberty (Feb. 25, 2023)	
EKU 77, LIB 90	90
3. at North Alabama (Jan. 12, 2022)	
EKU 86, UNA 88 2OT	88
4. at Bellarmine (Jan. 14, 2023)	
EKU 77, BEL 85	85
5. at Florida Gulf Coast (Jan. 26, 2023)	
EKU 61, FGCU 84	84

Fewest Points Allowed (ASUN)

1. North Florida (Jan. 21, 2023)	
EKU 71, UNF 41	41
Lipscomb (Jan. 19, 2022)	
EKU 77, LIP 41	41
3. Central Arkansas (Jan. 5, 2022)	
EKU 61, UCA 46	46
4. at Bellarmine (Jan. 8, 2022)	
EKU 61, BEL 47	47
5. at Jacksonville (Jan. 25, 2024)	
EKU 59, JAX 51	51
Central Arkansas (Feb. 18, 2023)	
EKU 78, UCA 51	51

Fewest Points Allowed (Home-ASUN)

1. North Florida (Jan. 21, 2023)	
EKU 71, UNF 41	41
Lipscomb (Jan. 19, 2022)	
EKU 77, LIP 41	41
3. Central Arkansas (Jan. 5, 2022)	
EKU 61, UCA 46	46
4. Central Arkansas (Feb. 18, 2023)	
EKU 78, UCA 51	51
5. North Alabama (Jan. 20, 2024)	
EKU 67, UNA 58	58
Central Arkansas (Jan. 18, 2024)	
EKU 65, UCA 58	58
Kennesaw State (Feb. 3, 2022)	
EKU 68, KSU 58	58

Fewest Points Allowed (Away-ASUN)

1. at Bellarmine (Jan. 8, 2022)	
EKU 61, BEL 47	47
2. at Jacksonville (Jan. 25, 2024)	
EKU 59, JAX 51	51
3. at North Florida (Jan. 27, 2024)	
EKU 79, UNF 56	56
4. at North Alabama (Feb. 15, 2024)	
EKU 84, UNA 57	57
5. at Jacksonville State (Feb. 11, 2023)	
EKU 64, JSU 58	58

SINGLE GAME**Most Points Both Teams (ASUN)**

1. at North Alabama (Jan. 12, 2022)	
EKU 86, UNA 88 2OT	174
2. Bellarmine (Jan. 11, 2023)	
EKU 85, BELL 79	164
3. at Florida Gulf Coast (Jan. 27, 2022)	
EKU 70, FGCU 92	162
4. at Bellarmine (Jan. 14, 2023)	
EKU 77, BELL 85	162
1. Kennesaw State (Jan. 2, 2023)	
EKU 87, KSU 72	159

Fewest Points Both Teams (ASUN)

1. Central Arkansas (Jan. 5, 2022)	
EKU 61, UCA 46	107
2. at Bellarmine (Jan. 8, 2022)	
EKU 61, BELL 47	108
3. at Jacksonville (Jan. 25, 2024)	
EKU 59, JAX 51	110
4. North Florida (Jan. 21, 2023)	
EKU 71, UNF 41	112
5. at Austin Peay (Jan. 6, 2024)	
EKU 52, APSU 62	114

Largest Margin Of Victory (ASUN)

1. Lipscomb (Jan. 19, 2022)	
EKU 77, LIP 41	36
2. at Queens (Feb. 23, 2023)	
EKU 95, QUC 62	33
3. North Florida (Jan. 21, 2023)	
EKU 71, UNF 41	30
4. at North Alabama (Feb. 15, 2024)	
EKU 84, UNA 57	27
Central Arkansas (Feb. 18, 2023)	
EKU 78, UCA 51	27

Largest Margin Of Defeat (ASUN)

1. at Central Arkansas (Feb. 17, 2024)	
EKU 49, UCA 83	34
2. at Florida Gulf Coast (Jan. 27, 2022)	
EKU 61, FGCU 84	23
3. at Florida Gulf Coast (Jan. 27, 2022)	
EKU 70, FGCU 92	22
4. at Stetson (Jan. 29, 2022)	
EKU 52, JSU 70	18
5. at Jacksonville (Feb. 9, 2022)	
EKU 60, JU 77	17

Field Goals Made (ASUN)

1. at Queens (Feb. 23, 2023)	34
2. at North Alabama (Jan. 12, 2022)	33
3. Bellarmine (Jan. 11, 2023)	32
4. Central Arkansas (Feb. 18, 2023)	31
5. Five times	30

Field Goals Attempted (ASUN)

1. at North Alabama (Jan. 12, 2022)	84
2. at Queens (Feb. 23, 2023)	77
3. at Austin Peay (Jan. 6, 2024)	72
4. Bellarmine (Jan. 11, 2023)	71
5. North Florida (Jan. 21, 2023)	70

Field Goal Percentage (ASUN)

1. at Florida Gulf Coast (Jan. 27, 2022)	50.9
2. at North Alabama (Feb. 15, 2024)	50.8
Queens (Feb. 8, 2024)	50.8
4. at Stetson (Jan. 28, 2023)	50.0
5. Jacksonville (Jan. 23, 2023)	47.2

Three-Point Field Goals Made (ASUN)

1. Kennesaw State (Jan. 2, 2023)	13
2. at Stetson (Jan. 28, 2023)	12
Lipscomb (Jan. 19, 2022)	12
4. Queens (Feb. 8, 2024)	11
5. at Queens (Feb. 23, 2023)	10
Central Arkansas (Feb. 18, 2023)	10

Three-Point FGs Attempted (ASUN)

1. Lipscomb (Feb. 2, 2023)	31
2. at Stetson (Jan. 28, 2023)	30
3. Bellarmine (Feb. 24, 2024)	28
Jacksonville (Jan. 23, 2023)	28
at Bellarmine (Jan. 14, 2023)	28

Three-Point FG Percentage (ASUN)

1. Kennesaw State (Jan. 2, 2023)	52.0
2. Lipscomb (Jan. 19, 2022)	48.0
3. Queens (Feb. 8, 2024)	47.8
4. Central Arkansas (Feb. 28, 2023)	45.5
5. at Stetson (Jan. 28, 2023)	40.0

(Minimum 10 made 3-point field goals)

Free Throws Made (ASUN)

1. Bellarmine (Feb. 26, 2022)	28
2. at Lipscomb (Feb. 12, 2002)	23
3. at North Alabama (Feb. 15, 2024)	22
at North Florida (Jan. 27, 2024)	22
5. at Bellarmine (Jan. 13, 2024)	21

Free Throws Attempted (ASUN)

1. at Bellarmine (Jan. 8, 2022)	31
2. at North Alabama (Feb. 15, 2024)	30
3. at Lipscomb (Feb. 12, 2002)	29
Kennesaw State (Feb. 3, 2022)	29
5. at Bellarmine (Jan. 13, 2024)	27
North Alabama (Feb. 16, 2023)	27

Free Throw Percentage (ASUN)

1. Jacksonville (Jan. 23, 2023)	95.0
2. at Bellarmine (Jan. 14, 2023)	94.4
3. Bellarmine (Feb. 26, 2022)	90.3
4. at Florida Gulf Coast (Jan. 26, 2023)	87.5
5. at Central Arkansas (Feb. 19, 2022)	87.0

(Minimum 10 made free throws)

Rebounds (ASUN)

1. North Florida (Jan. 21, 2023)	54
2. North Alabama (Jan. 20, 2024)	50
3. at North Florida (March 1, 2023)	47
4. Lipscomb (Jan. 19, 2022)	46
Jacksonville State (Jan. 15, 2022)	46

Assists (ASUN)

1. Stetson (Jan. 5, 2023)	23
Kennesaw State (Jan. 2, 2023)	23
3. Jacksonville (Jan. 23, 2023)	22
4. North Florida (Jan. 21, 2023)	21
5. Lipscomb (Jan. 19, 2022)	20

Steals (ASUN)

1. Bellarmine (Jan. 11, 2023)	16
2. at Queens (Feb. 23, 2023)	14
Central Arkansas (Feb. 18, 2023)	14
4. Austin Peay (Feb. 29, 2024)	12
Stetson (Jan. 5, 2023)	12
at Central Arkansas (Feb. 19, 2022)	12

Blocks (ASUN)

1. at Central Arkansas (Feb. 19, 2022)	9
2. Central Arkansas (Jan. 5, 2022)	7
3. Kennesaw State (Feb. 3, 2022)	6
at Lipscomb (Feb. 12, 2002)	6
5. Four times	5

TOURNAMENT - SINGLE GAME**Most Points Scored**

1. at Lipscomb (3/9/24)	99
2. KENNESAW STATE (3/2/22)	71
3. at Central Arkansas (3/12/24)	57
at Liberty (3/6/22)	57
5. at Austin Peay (3/5/23)	55

Fewest Points Scored

1. at Austin Peay (3/5/23)	55
2. at Liberty (3/6/22)	57
at Central Arkansas (3/12/24)	57
4. KENNESAW STATE (3/2/22)	71
5. at Lipscomb (3/9/24)	99

Most Points Allowed

1. at Liberty (3/6/22)	77
2. at Austin Peay (3/5/23)	73
3. at Lipscomb (3/9/24)	68
at Central Arkansas (3/12/24)	68
5. KENNESAW STATE (3/2/22)	57

Fewest Points Allowed

1. KENNESAW STATE (3/2/22)	57
2. at Lipscomb (3/9/24)	68
at Central Arkansas (3/12/24)	68
4. at Austin Peay (3/5/23)	73
5. at Liberty (3/6/22)	77

Field Goals

1. at Lipscomb (3/9/24)	41
2. KENNESAW STATE (3/2/22)	25
3. at Central Arkansas (3/12/24)	22
4. at Liberty (3/6/22)	18
5. at Austin Peay (3/5/23)	16

Field Goals Attempted

1. at Lipscomb (3/9/24)	74
2. at Central Arkansas (3/12/24)	65
3. at Austin Peay (3/5/23)	60
KENNESAW STATE (3/2/22)	60
5. at Liberty (3/6/22)	51

Highest Field Goals Percentage

1. at Lipscomb (3/9/24)	55.4
2. KENNESAW STATE (3/2/22)	41.7
3. at Liberty (3/6/22)	35.3
4. at Central Arkansas (3/12/24)	33.8
5. at Austin Peay (3/5/23)	26.7

Lowest Field Goals Percentage

1. at Austin Peay (3/5/23)	26.7
2. at Central Arkansas (3/12/24)	33.8
3. at Liberty (3/6/22)	35.3
4. KENNESAW STATE (3/2/22)	41.7
5. at Lipscomb (3/9/24)	55.4

Three-Point Field Goals

1. at Lipscomb (3/9/24)	9
2. KENNESAW STATE (3/2/22)	6
3. at Liberty (3/6/22)	5
4. at Austin Peay (3/5/23)	3
5. at Central Arkansas (3/12/24)	1

Three-Point Field Goals Attempted

1. at Lipscomb (3/9/24)	19
2. at Austin Peay (3/5/23)	18
3. at Liberty (3/6/22)	17
4. KENNESAW STATE (3/2/22)	16
5. at Central Arkansas (3/12/24)	10

Highest Three-Point FG Percentage

1. at Lipscomb (3/9/24)	47.4
2. KENNESAW STATE (3/2/22)	37.5
3. at Liberty (3/6/22)	29.4
4. at Austin Peay (3/5/23)	16.7
5. at Central Arkansas (3/12/24)	10.0

Lowest Three-Point FG Percentage

1. at Central Arkansas (3/12/24)	10.0
2. at Austin Peay (3/5/23)	16.7
3. at Liberty (3/6/22)	29.4
4. KENNESAW STATE (3/2/22)	37.5
5. at Lipscomb (3/9/24)	47.4

Free Throws

1. at Austin Peay (3/5/23)	20
2. at Liberty (3/6/22)	16
3. KENNESAW STATE (3/2/22)	15
4. at Central Arkansas (3/12/24)	12
5. at Lipscomb (3/9/24)	8

Free Throws Attempted

1. at Austin Peay (3/5/23)	26
2. at Central Arkansas (3/12/24)	25
3. at Liberty (3/6/22)	19
4. KENNESAW STATE (3/2/22)	19
5. at Lipscomb (3/9/24)	17

Highest Free Throw Percentage

1. at Liberty (3/6/22)	84.2
2. KENNESAW STATE (3/2/22)	78.9
3. at Austin Peay (3/5/23)	76.9
4. at Central Arkansas (3/12/24)	48.0
5. at Lipscomb (3/9/24)	47.1

Lowest Free Throw Percentage

1. at Lipscomb (3/9/24)	47.1
2. at Central Arkansas (3/12/24)	48.0
3. at Austin Peay (3/5/23)	76.9
4. KENNESAW STATE (3/2/22)	78.9
5. at Liberty (3/6/22)	84.2

Offensive Rebounds

1. at Lipscomb (3/9/24)	16
2. at Central Arkansas (3/12/24)	14
3. KENNESAW STATE (3/2/22)	11
4. at Austin Peay (3/5/23)	11
5. at Liberty (3/6/22)	8

Defensive Rebounds

1. at Lipscomb (3/9/24)	36
2. KENNESAW STATE (3/2/22)	30
3. at Central Arkansas (3/12/24)	26
4. at Liberty (3/6/22)	17
5. at Austin Peay (3/5/23)	15

Total Rebounds

1. at Lipscomb (3/9/24)	52
2. KENNESAW STATE (3/2/22)	41
3. at Central Arkansas (3/12/24)	40
4. at Austin Peay (3/5/23)	26
5. at Liberty (3/6/22)	25

Personal Fouls

1. at Lipscomb (3/9/24)	27
2. at Austin Peay (3/5/23)	22
3. at Central Arkansas (3/12/24)	19
4. at Liberty (3/6/22)	15
5. KENNESAW STATE (3/2/22)	14

Assists

1. KENNESAW STATE (3/2/22)	18
2. at Lipscomb (3/9/24)	13
3. at Liberty (3/6/22)	8
4. at Central Arkansas (3/12/24)	6
at Austin Peay (3/5/23)	6

Blocks

1. KENNESAW STATE (3/2/22)	10
2. at Liberty (3/6/22)	4
3. at Lipscomb (3/9/24)	2
4. at Central Arkansas (3/12/24)	1
at Austin Peay (3/5/23)	1

Steals

1. at Austin Peay (3/5/23)	13
2. KENNESAW STATE (3/2/22)	10
3. at Lipscomb (3/9/24)	8
4. at Central Arkansas (3/12/24)	6
5. at Liberty (3/6/22)	5

TOURNAMENT - ENTIRE*Minimum Two Games Played***Most Points Scored**

1. 2024 (2 games)	156
2. 2022 (2 games)	128
3.	
4.	
5.	

Most Points Allowed

1. 2024 (2 games)	136
2. 2022 (2 games)	134
3.	
4.	
5.	

Field Goals

1. 2024 (2 games)	63
2. 2022 (2 games)	43
3.	
4.	
5.	

Field Goals Attempted

1. 2024 (2 games)	139
2. 2022 (2 games)	111
3.	
4.	
5.	

Highest Field Goals Percentage

1. 2022 (2 games)	44.6
2. 2024 (2 games)	35.2
3.	
4.	
5.	

Three-Point Field Goals

1. 2022 (2 games)	11
2. 2024 (2 games)	10
3.	
4.	
5.	

Three-Point Field Goals Attempted

1. 2022 (2 games)	33
2. 2024 (2 games)	29
3.	
4.	
5.	

Highest Three-Point FG Percentage

1. 2022 (2 games)	33.3
2. 2024 (2 games)	28.7
3.	
4.	
5.	

Free Throws

1. 2022 (2 games)	31
2. 2024 (2 games)	20
3.	
4.	
5.	

Free Throws Attempted

1. 2024 (2 games)	42
2. 2022 (2 games)	38
3.	
4.	
5.	

Highest Free Throw Percentage

1. 2022 (2 games)	81.6
2. 2022 (2 games)	47.5
3.	
4.	
5.	

Offensive Rebounds

1. 2024 (2 games)	30
2. 2022 (2 games)	19
3.	
4.	
5.	

Defensive Rebounds

1. 2024 (2 games)	62
2. 2022 (2 games)	47
3.	
4.	
5.	

Total Rebounds

1. 2024 (2 games)	92
2. 2022 (2 games)	66
3.	
4.	
5.	

Personal Fouls

1. 2024 (2 games)	46
2. 2022 (2 games)	29
3.	
4.	
5.	

Assists

1. 2022 (2 games)	26
2. 2024 (2 games)	19
3.	
4.	
5.	

Blocks

1. 2022 (2 games)	14
2. 2024 (2 games)	3
3.	
4.	
5.	

Steals

1. 2022 (2 games)	15
2. 2024 (2 games)	14
3.	
4.	
5.	

SEASON

ASUN Conference Wins

1. 2022-23	11
2. 2023-24	9
3. 2021-22	7
4.	
5.	

ASUN Conference Losses

1. 2021-22	9
2. 2023-24	7
2022-23	7
4.	
5.	

ASUN Winning Percentage

1. 2023-24562
2. 2022-23550
3. 2021-22438
4.	
5.	

Most Points Scored (ASUN)

1. 2022-23 (18 games)	1,350
2. 2023-24 (16 games)	1,076
3. 2021-22 (16 games)	1,070
4.	
5.	

Most Points Per Game (ASUN)

1. 2022-23 (1,350/18 games)	75.0
2. 2023-24 (1,076/16 games)	67.3
3. 2021-22 (1,070/16 games)	66.9
4.	
5.	

Fewest Points Scored (ASUN)

1. 2021-22 (16 games)	1,070
2. 2023-24 (16 games)	1,076
3. 2022-23 (18 games)	1,350
4.	
5.	

Fewest Points Per Game (ASUN)

1. 2021-22 (1,070/16 games)	66.9
2. 2023-24 (1,076/16 games)	67.3
3. 2022-23 (1,350/18 games)	75.0
4.	
5.	

Most Points Allowed (ASUN)

1. 2022-23 (18 games)	1,262
2. 2021-22 (16 games)	1,076
3. 2023-24 (16 games)	1,036
4.	
5.	

Most Points Per Game Allowed (ASUN)

1. 2022-23 (1,262/18 games)	70.1
2. 2021-22 (1,076/16 games)	67.3
3. 2023-24 (1,036/16 games)	64.8
4.	
5.	

Fewest Points Allowed (ASUN)

1. 2023-24 (16 games)	1,036
1. 2021-22 (16 games)	1,076
2. 2022-23 (18 games)	1,262
4.	
5.	

Fewest Points Per Game (ASUN)

1. 2023-24 (1,036/16 games)	64.8
2. 2021-22 (1,076/16 games)	67.3
3. 2022-23 (1,262/18 games)	70.1
4.	
5.	

Largest Margin Of Victory (ASUN)

1. 2022-23	+6.9
2. 2023-24	+2.5
3. 2021-22	-0.4
4.	
5.	

Smallest Margin Of Victory (ASUN)

1. 2021-22	-0.4
2. 2023-24	+2.5
3. 2022-23	6.9
4.	
5.	

Field Goals Made (ASUN)

1. 2022-23 (18 games)	486
2. 2023-24 (16 games)	382
3. 2021-22 (16 games)	368
4.	
5.	

Field Goals Attempted (ASUN)

1. 2022-23 (18 games)	1,147
2. 2023-24 (16 games)	968
3. 2021-22 (16 games)	934
4.	
5.	

Goal Percentage (ASUN)

1. 2022-23 (486-of-1147)	42.4
2. 2023-24 (382-of-968)	39.5
3. 2021-22 (368-of-934)	39.4
4.	
5.	

Lowest FG Percentage Defense (ASUN)

1. 2021-22 (374-of-931)	40.2
2. 2023-24 (376-of-908)	41.4
3. 2022-23 (486-of-1147)	42.7
4.	
5.	

Three-Point Field Goals Made (ASUN)

1. 2022-23 (18 games)	141
2. 2023-24 (16 games)	83
2021-22 (16 games)	83
4.	
5.	

Three-Point FGs Attempted (ASUN)

1. 2022-23 (18 games)	408
2. 2023-24 (16 games)	267
3. 2021-22 (16 games)	262
4.	
5.	

Three-Point FG Percentage (ASUN)

1. 2022-23 (141-of-408)	34.6
2. 2021-22 (83-of-262)	31.7
3. 2023-24 (83-of-267)	31.1
4.	
5.	

Lowest Three-Point FG Percentage Defense (ASUN)

1. 2023-24 (84-of-292)	28.8
2. 2022-23 (114-of-358)	31.8
3. 2021-22 (126-of-392)	32.1
4.	
5.	

Free Throws Made (ASUN)

1. 2021-22 (16 games)	251
2. 2022-23 (18 games)	237
3. 2023-24 (16 games)	229
4.	
5.	

Free Throws Attempted (ASUN)

1. 2021-22 (16 games)	337
2. 2022-23 (18 games)	306
3. 2023-24 (16 games)	267
4.	
5.	

Free Throw Percentage (ASUN)

1. 2022-23 (237-of-306)	77.5
2. 2023-24 (229-of-303)	75.6
3. 2021-22 (251-of-337)	74.5
4.	
5.	

SEASON**Rebounds (ASUN)**

1. 2022-23 (18 games).....	648
2. 2023-24 (16 games)	606
3. 2021-22 (16 games)	604
4.	
5.	

Rebound Average (ASUN)

1. 2023-24 (606/16 games)	37.9
2. 2021-22 (604/16 games)	37.8
3. 2022-23 (648/18 games)	36.0
4.	
5.	

Assists (ASUN)

1. 2022-23 (18 games).....	292
2. 2023-24 (16 games)	186
2021-22 (16 games)	186
4.	
5.	

Assists Average (ASUN)

1. 2022-23 (292/18 games)	16.2
2. 2023-24 (186/16 games)	11.6
2021-22 (186/16 games)	11.6
4.	
5.	

Fewest Turnovers (ASUN)

1. 2023-24 (16 games)	240
1. 2022-23 (18 games)	246
2. 2021-22 (16 games).....	280
4.	
5.	

Fewest Turnovers Average (ASUN)

1. 2022-23 (246/18 games)	13.6
2. 2023-24 (240/16 games)	15.0
3. 2021-22 (280/16 games)	17.5
4.	
5.	

Largest Turnovers Margin (ASUN)

1. 2022-23 (18 games)	4.3
2. 2023-24 (16 games)	0.8
3. 2021-22 (16 games)	-0.1
4.	
5.	

Steals (ASUN)

1. 2022-23 (18 games)	158
2. 2021-22 (16 games)	129
3. 2023-24 (16 games)	126
4.	
5.	

Steals Average (ASUN)

1. 2022-23 (158/18 games)	8.7
2. 2021-22 (129/16 games)	8.1
3. 2023-24 (126/16 games)	7.8
4.	
5.	

Blocks (ASUN)

1. 2021-22 (16 games)	66
2. 2022-23 (18 games)	43
3. 2023-24 (16 games)	33
4.	
5.	

Blocks Average (ASUN)

1. 2021-22 (66/16 games)	4.1
2. 2022-23 (43/18 games)	2.3
3. 2023-24 (33/16 games)	2.0
4.	
5.	



**TEAM
OHIO VALLEY CONF.
RECORDS**

SINGLE GAME**Most Points Scored (OVC)**

1. Murray State (Feb. 13, 1993)
EKU 108, MUR 102 108
2. Tennessee State (Jan. 11, 2001)
EKU 107, TSU 96 107
3. Morehead State (Feb. 11, 1993)
EKU 106, MOR 110 OT 106
at Tennessee State (Feb. 8, 2001)
EKU 106, TSU 99 106
5. at Tennessee State (Jan. 4, 2003)
EKU 105, TSU 83 105

Most Points Scored (Home-OVC)

1. Murray State (Feb. 13, 1993)
EKU 108, MUR 102 108
2. Tennessee State (Jan. 11, 2001)
EKU 107, TSU 96 107
3. Morehead State (Feb. 11, 1993)
EKU 106, MOR 110 OT 106
4. Austin Peay (Jan. 21, 2002)
EKU 102, APSU 82 102
5. Austin Peay (Jan. 16, 1993)
EKU 100, APSU 75 100
Morehead State (Jan. 30, 2016)
EKU 100, MOR 93 OT 100

Most Points Scored (Away-OVC)

1. at Tennessee State (Feb. 8, 2001)
EKU 106, TSU 99 106
2. at Tennessee State (Jan. 4, 2003)
EKU 105, TSU 83 105
3. at Jacksonville State (Feb. 14, 2008)
EKU 104, JSU 75 104
4. at Morehead State (Jan. 30, 1995)
EKU 103, MOR 90 103
5. at Morehead State (Feb. 13, 1999)
EKU 99, MOR 103 OT 99

Fewest Points Scored (OVC)

1. Tennessee State (Feb. 9, 2019)
EKU 31, TSU 57 31
2. Jacksonville State (Jan. 4, 2020)
EKU 33, JSU 43 33
3. at Tennessee State (Jan. 10, 2019)
EKU 38, TSU 60 38
at Eastern Illinois (Feb. 6, 2020)
EKU 38, EIU 85 38
5. Tennessee-Martin (Jan. 21, 2021)
EKU 39, UTM 65 39

Fewest Points Scored (Home-OVC)

1. Tennessee State (Feb. 9, 2019)
EKU 31, TSU 57 31
2. Jacksonville State (Jan. 4, 2020)
EKU 33, JSU 43 33
3. Tennessee-Martin (Jan. 21, 2021)
EKU 39, UTM 65 39
4. Southeast Missouri (Jan. 16, 2010)
EKU 41, SEMO 43 41
5. Eastern Illinois (Jan. 15, 2015)
EKU 42, EIU 68 42
Southeast Missouri (Jan. 19, 2019)
EKU 42, SEMO 52 42
Tennessee Tech (Jan. 2, 2020)
EKU 42, TTU 60 42

Fewest Points Scored (Away-OVC)

1. at Tennessee State (Jan. 10, 2019)
EKU 38, TSU 60 38
at Eastern Illinois (Feb. 6, 2020)
EKU 38, EIU 85 38
3. at Eastern Illinois (Feb. 13, 2010)
EKU 41, EIU 69 41
4. at Belmont (Jan. 12, 2019)
EKU 43, BEL 69 43
5. at Eastern Illinois (Jan. 15, 2009)
EKU 44, EIU 78 44

Most Points Allowed (OVC)

1. at Morehead State (Dec. 4, 1978)
EKU 77, MOR 115 115
2. Morehead State (Feb. 11, 1993)
EKU 106, MOR 110 OT 110
3. at Austin Peay (Jan. 18, 1988)
EKU 95, APSU 109 109
4. Middle Tennessee (Feb. 21, 1987)
EKU 63, MTSU 104 104
at Tennessee State (Jan. 24, 2008)
EKU 85, TSU 104 104

Most Points Allowed (Home-OVC)

1. Morehead State (Feb. 11, 1993)
EKU 106, MOR 110 OT 110
2. Middle Tennessee (Feb. 21, 1987)
EKU 63, MTSU 104 104
3. Murray State (Feb. 13, 1993)
EKU 108, MUR 102 102
4. Murray State (Feb. 22, 1988)
EKU 74, MUR 101 101
5. Tennessee State (Jan. 11, 2001)
EKU 107, TSU 96 96

Most Points Allowed (Away-OVC)

1. at Morehead State (Dec. 4, 1978)
EKU 77, MOR 115 115
2. at Austin Peay (Jan. 18, 1988)
EKU 95, APSU 109 109
3. at Tennessee State (Jan. 24, 2008)
EKU 85, TSU 104 104
4. at Morehead State (Feb. 13, 1999)
EKU 99, MOR 103 OT 103
5. at Eastern Illinois (Jan. 27, 2000)
EKU 95, EIU 102 OT 102

Fewest Points Allowed (OVC)

1. Southeast Missouri (Jan. 7, 2012)
EKU 52, SEMO 37 37
2. at Southern Illinois Edwardsville (Feb. 8, 2020)
EKU 68, SIUE 38 38
3. Murray State (Feb. 11, 1996)
EKU 89, MUR 41 41
4. Tennessee State (Feb. 9, 2004)
EKU 66, TSU 43 43
Southeast Missouri (Jan. 16, 2010)
EKU 41, SEMO 43 43
Jacksonville State (Jan. 4, 2020)
EKU 33, JSU 43 43

Fewest Points Allowed (Home-OVC)

1. Southeast Missouri (Jan. 7, 2012)
EKU 52, SEMO 37 37
2. Murray State (Feb. 11, 1996)
EKU 89, MUR 41 41
3. Tennessee State (Feb. 9, 2004)
EKU 66, TSU 43 43
Southeast Missouri (Jan. 16, 2010)
EKU 41, SEMO 43 43
Jacksonville State (Jan. 4, 2020)
EKU 33, JSU 43 43

Fewest Points Allowed (Away-OVC)

1. at Southern Illinois Edwardsville (Feb. 8, 2020)
EKU 68, SIUE 38 38
2. at Samford (Feb. 10, 2005)
EKU 63, SAM 45 45
at Southeast Missouri (Feb. 11, 2010)
EKU 50, SEMO 45 45
4. at Morehead State (Feb. 13, 2020)
EKU 68, MOR 47 47
5. at Akron (Jan. 26, 1984)
EKU 66, UA 48 48

SINGLE GAME**Most Points Both Teams (OVC)**

1. Morehead State (Feb. 11, 1993)
EKU 106, MOR 110 OT 216
2. Murray State (Feb. 13, 1993)
EKU 108, MUR 102 210
3. at Tennessee State (Feb. 8, 2001)
EKU 106, TSU 99 205
4. at Austin Peay (Jan. 18, 1988)
EKU 95, APSU 109 204
5. Tennessee State (Jan. 11, 2001)
EKU 107, TSU 96 203

Fewest Points Both Teams (OVC)

1. Jacksonville State (Jan. 4, 2020)
EKU 33, JSU 43 76
2. Southeast Missouri (Jan. 16, 2010)
EKU 41, SEMO 43 84
3. Tennessee State (Feb. 9, 2019)
EKU 31, TSU 57 88
4. Southeast Missouri (Jan. 7, 2012)
EKU 52, SEMO 37 89
5. Jacksonville State (Jan. 20, 2018)
EKU 48, JSU 44 92

Largest Margin Of Victory (OVC)

1. Murray State (Feb. 11, 1996)
EKU 89, MUR 41 48
2. Southeast Missouri (Jan. 5, 1998)
EKU 97, SEMO 58 39
Tennessee State (Jan. 25, 2007)
EKU 88, TSU 49 39
4. Southeast Missouri (Feb. 9, 1997)
EKU 81, SEMO 44 37
5. Murray State (Feb. 4, 1995)
EKU 90, MUR 55 35
at Morehead State (Jan. 16, 1997)
EKU 92, MOR 57 35
Eastern Illinois (Feb. 7, 2002)
EKU 90, EIU 55 35

Largest Margin Of Defeat (OVC)

1. at Eastern Illinois (Feb. 6, 2020)
EKU 38, EIU 85 47
2. Middle Tennessee (Feb. 21, 1987)
EKU 63, MTSU 104 41
3. Belmont (Feb. 22, 2020)
EKU 46, BEL 85 39
4. at Morehead State (Dec. 4, 1978)
EKU 77, MOR 115 38
at Murray State (Feb. 25, 1989)
EKU 63, MUR 101 38

Three-Point Field Goals Made (OVC)

1. at Jacksonville State (Feb. 14, 2008) 17
2. Murray State (Dec. 2, 2010) 14
3. Samford (Jan. 19, 2008) 13
4. at Tennessee Tech (Jan. 24, 2015) 12
5. at Southeast Missouri (Feb. 5, 1996) 11
Tennessee State (Feb. 25, 1996) 11
Eastern Illinois (Jan. 13, 2007) 11
at Eastern Illinois (Jan. 12, 2008) 11
Tennessee State (Jan. 29, 2011) 11
at Tennessee State (March 2, 2013) 11
Tennessee Tech (Feb. 27, 2014) 11
Tennessee Tech (Feb. 25, 2017) 11
Eastern Illinois (Jan. 9, 2020) 11

Three-Point FGs Made, Both Teams (OVC)

1. at Belmont (Feb. 15, 2018) 22
2. at Jacksonville State (Feb. 14, 2008) 21
Tennessee State (Jan. 29, 2011) 21
4. at Eastern Illinois (Jan. 27, 2000) 20
Murray State (Dec. 2, 2010) 20
Eastern Illinois (Jan. 9, 2020) 20
at Tennessee-Martin (Feb. 20, 2021) 20

Three-Point FGs Attempted (OVC)

1. at Belmont (Jan. 16, 2020) 35
2. Southeast Missouri (Feb. 12, 2009) 33
Eastern Illinois (Jan. 9, 2020) 33
4. at SIU Edwardsville (Feb. 2, 2019) 32
Belmont (Feb. 22, 2020) 32

Three-Point FGs Attempted, Both Teams (OVC)

1. Eastern Illinois (Jan. 9, 2020) 58
2. Morehead State (Feb. 21, 2009) 56
Belmont (Feb. 25, 2021) 56
4. at Belmont (Jan. 12, 2019) 55
at Belmont (Jan. 16, 2020) 55

Three-Point FG Percentage (OVC)

1. Samford (Jan. 19, 2008) 68.4
2. at Jacksonville State (Feb. 14, 2008) ... 65.4
3. Tennessee Tech (Feb. 27, 2014) 61.1
4. at Tennessee State (March 2, 2013) 57.9
Tennessee Tech (Feb. 25, 2017) 57.9
(Minimum 10 made 3-point field goals)

TOURNAMENT - SINGLE GAME**Most Points Scored**

1. MURRAY STATE (3/1/05)	94
2. SOUTHEAST MISSOURI (2/24/98)	92
3. MOREHEAD STATE (2/27/01)	89
4. at Tennessee-Martin (2/23/99)	87
5. vs. Middle Tennessee (2/8/79)	85
vs. Tennessee Tech (3/5/04)	85

Fewest Points Scored

1. vs. Tennessee-Martin (3/7/14)	45
2. at Tennessee-Martin (3/2/10)	47
3. vs. Austin Peay (3/6/04)	51
4. vs. Austin Peay (3/5/94)	53
5. vs. Murray State (3/8/83)	56
vs. Austin Peay (3/3/96)	56
at Samford (3/4/08)	56

Most Points Allowed

1. at Tennessee-Martin (2/23/99)	102
2. vs. Tennessee-Martin (3/7/14)	97
3. vs. Belmont (3/5/16)	95
4. vs. Belmont (3/4/17)	94
5. vs. Middle Tennessee (3/4/91)	93

Fewest Points Allowed

1. vs. Morehead State (2/28/97)	47
2. at Tennessee-Martin (3/2/10)	51
vs. Murray State (3/6/13)	51
4. vs. Eastern Illinois (3/5/14)	52
vs. Murray State (3/4/16)	52

Field Goals

1. vs. Middle Tennessee (3/4/91)	36
2. at Tennessee-Martin (2/23/99)	34
3. vs. Middle Tennessee (2/8/79)	33
MOREHEAD STATE (2/27/01)	33
MURRAY STATE (3/1/05)	33

Field Goals Attempted

1. vs. Morehead State (2/9/79)	88
2. MOREHEAD STATE (2/27/01)	76
3. vs. Tennessee Tech (2/10/79)	74
4. vs. Middle Tennessee (3/4/91)	72
5. at Tennessee-Martin (2/23/99)	71
TENNESSEE TECH (3/4/03)	71

Highest Field Goals Percentage

1. vs. Tennessee Tech (3/5/04)	57.4
2. MURRAY STATE (3/1/05)	53.2
3. SOUTHEAST MISSOURI (2/24/98)	50.8
4. vs. Middle Tennessee (3/4/91)	50.0
TENNESSEE STATE (2/25/97)	50.0

Lowest Field Goals Percentage

1. vs. Tennessee-Martin (3/7/14)	28.6
2. vs. Tennessee-Martin (3/7/13)	31.0
3. vs. Austin Peay (3/5/94)	32.8
4. vs. Tennessee Tech (3/5/95)	33.3
vs. Tennessee Tech (3/1/12)	33.3

Three-Point Field Goals

1. SOUTHEAST MISSOURI (2/24/98)	11
2. vs. Tennessee-Martin (3/7/13)	9
3. vs. Middle Tennessee (3/9/92)	7
vs. Middle Tennessee (2/28/98)	7
MOREHEAD STATE (2/27/01)	7
vs. Tennessee Tech (3/5/04)	7

Three-Point Field Goals Attempted

1. vs. Tennessee-Martin (3/7/13)	30
2. SOUTHEAST MISSOURI (2/24/98)	20
MOREHEAD STATE (2/27/01)	20
4. vs. Tennessee Tech (3/1/12)	19
vs. Tennessee-Martin (3/7/14)	19
vs. Belmont (3/5/16)	19

Highest Three-Point FG Percentage

1. vs. Middle Tennessee (3/9/92)	70.0
2. vs. Tennessee-Martin (3/4/95)	62.5
3. vs. Southeast Missouri (3/5/05)	60.0
4. vs. Tennessee Tech (3/5/04)	58.3
5. SOUTHEAST MISSOURI (2/24/98)	55.0

Lowest Three-Point FG Percentage

1. vs. Belmont (3/4/17)	9.1
2. vs. Tennessee State (3/6/14)	14.3
3. vs. Austin Peay (3/5/94)	15.4
4. at Tennessee-Martin (2/23/99)	16.7
5. vs. Tennessee Tech (3/1/97)	20.0

Free Throws

1. vs. Tennessee State (2/29/12)	28
vs. Tennessee State (3/6/14)	28
3. vs. Tennessee Tech (3/5/04)	24
MURRAY STATE (3/1/05)	24
5. vs. Morehead State (2/28/97)	23
vs. Southeast Missouri (3/5/05)	23

Free Throws Attempted

1. vs. Tennessee State (2/29/12)	36
vs. Tennessee State (3/6/14)	36
2. vs. Tennessee-Martin (3/4/95)	34
3. at Tennessee Tech (3/10/92)	33
vs. Southeast Missouri (3/5/05)	33
5. vs. Middle Tennessee (2/8/79)	32

Highest Free Throw Percentage

1. vs. Austin Peay (3/3/16)	95.5
2. vs. Tennessee Tech (3/5/04)	88.9
3. vs. Eastern Illinois (3/5/14)	88.2
4. TENNESSEE TECH (3/4/03)	87.5
5. at Samford (3/4/08)	86.7

Lowest Free Throw Percentage

1. vs. Middle Tennessee (3/9/92)	31.3
2. vs. Tennessee Tech (3/5/95)	48.1
3. vs. Middle Tennessee (2/28/98)	50.0
at Murray State (2/29/00)	50.0
5. at Tennessee-Martin (3/2/10)	54.5
vs. SIU Edwardsville (3/3/17)	54.5

Offensive Rebounds

1. vs. Tennessee Tech (3/5/95)	23
2. MURRAY STATE (3/1/05)	22
3. at Tennessee-Martin (2/23/99)	18
TENNESSEE TECH (3/4/03)	18
5. MOREHEAD STATE (2/27/01)	17
MURRAY STATE (2/26/02)	17
vs. Austin Peay (3/2/02)	17

Defensive Rebounds

1. vs. Tennessee State (2/29/12)	36
vs. Murray State (3/6/13)	36
3. vs. Tennessee-Martin (3/4/95)	34
vs. Murray State (3/4/16)	34
5. vs. Tennessee Tech (3/2/96)	32
SOUTHEAST MISSOURI (2/24/98)	32
vs. Morehead State (3/1/17)	32

Total Rebounds

1. vs. Tennessee Tech (2/10/79)	57
2. vs. Tennessee Tech (3/5/95)	52
3. vs. Murray State (3/6/13)	50
4. MURRAY STATE (3/1/05)	47
5. vs. Jacksonville State (3/4/05)	45

Personal Fouls

1. at Tennessee-Martin (2/23/99)	32
2. vs. Tennessee Tech (3/4/85)	31
3. vs. Middle Tennessee (2/8/79)	27
vs. Tennessee Tech (2/10/79)	27
vs. Tennessee Tech (3/5/95)	27
MOREHEAD STATE (2/27/01)	27
vs. Tennessee-Martin (3/7/13)	27
vs. Tennessee State (3/6/14)	27

Assists

1. MOREHEAD STATE (2/27/01)	25
2. vs. Middle Tennessee (3/9/92)	23
MURRAY STATE (2/26/02)	23
4. vs. Middle Tennessee (3/4/91)	22
SOUTHEAST MISSOURI (2/24/98)	22

Turnovers

1. SOUTHEAST MISSOURI (2/24/98)	25
2. vs. Southeast Missouri (3/5/05)	24
vs. Tennessee State (2/29/12)	24
4. vs. Middle Tennessee (2/28/98)	23
at Tennessee-Martin (2/23/99)	23
vs. Tennessee-Martin (3/7/14)	23

Blocks

1. vs. Middle Tennessee (3/9/92)	11
2. vs. Tennessee State (2/29/12)	10
3. vs. Morehead State (3/1/17)	8
vs. SIU Edwardsville (3/3/17)	8
5. vs. Murray State (3/6/13)	7

Steals

1. TENNESSEE TECH (3/4/03)	21
2. MOREHEAD STATE (2/27/01)	20
3. vs. Tennessee-Martin (3/4/95)	17
4. at Tennessee-Martin (2/23/99)	16
5. vs. Tennessee Tech (3/1/97)	13
MURRAY STATE (3/1/05)	13

TOURNAMENT - ENTIRE*Minimum Two Games Played***Most Points Scored**

1. 2005 (3 games)	240
2. 1979 (3 games)	230
3. 2016 (3 games)	208
4. 1997 (3 games)	205
5. 2004 (3 games)	201

Most Points Allowed

1. 1979 (3 games)	257
2. 2014 (3 games)	224
3. 2017 (3 games)	219
4. 2016 (3 games)	215
5. 2004 (3 games)	202
2005 (3 games)	202

Field Goals

1. 1979 (3 games)	92
2. 2005 (3 games)	83
3. 2016 (3 games)	79
4. 2017 (3 games)	75
5. 1997 (3 games)	71

Field Goals Attempted

1. 1979 (3 games)	231
2. 2016 (3 games)	187
3. 2005 (3 games)	179
4. 2014 (3 games)	174
5. 1997 (3 games)	171

Highest Field Goals Percentage

1. 1998 (2 games)	49.5
2. 2005 (3 games)	46.4
3. 2002 (2 games)	45.9
4. 1996 (2 games)	44.7
5. 2004 (3 games)	44.5

Three-Point Field Goals

1. 1998 (2 games)	18
2. 2004 (3 games)	16
3. 2016 (3 games)	14
4. 1997 (3 games)	13
2005 (3 games)	13

Three-Point Field Goals Attempted

1. 2013 (2 games)	44
2. 2016 (3 games)	44
3. 2014 (3 games)	40
4. 2004 (3 games)	38
5. 2017 (3 games)	37

Highest Three-Point FG Percentage

1. 1992 (2 games)	60.0
2. 1998 (2 games)	52.9
3. 1995 (2 games)	43.8
4. 2004 (3 games)	42.1
5. 1997 (3 games)	39.4

Free Throws

1. 2005 (3 games)	61
2. 1997 (3 games)	50
2014 (3 games)	50
4. 2004 (3 games)	47
5. 1979 (3 games)	46

Free Throws Attempted

1. 2005 (3 games)	84
2. 1979 (3 games)	72
3. 1997 (3 games)	70
4. 2004 (3 games)	62
2014 (3 games)	62

Highest Free Throw Percentage

1. 2016 (3 games)	85.7
2. 2014 (3 games)	80.6
3. 2004 (3 games)	75.8
4. 2012 (2 games)	75.0
5. 2005 (3 games)	72.6

Offensive Rebounds

1. 2005 (3 games)	53
2. 1997 (3 games)	43
3. 2002 (2 games)	34
4. 1995 (2 games)	33
2014 (3 games)	33

Defensive Rebounds

1. 2017 (3 games)	82
2. 2005 (3 games)	81
3. 2014 (3 games)	79
4. 2016 (3 games)	77
5. 1997 (3 games)	67

Total Rebounds

1. 1979 (3 games)	136
2. 2005 (3 games)	134
3. 2014 (3 games)	112
4. 1997 (3 games)	110
5. 2017 (3 games)	104

Personal Fouls

1. 1979 (3 games)	75
2. 2016 (3 games)	72
3. 2014 (3 games)	67
4. 2017 (3 games)	64
5. 2004 (3 games)	56

Assists

1. 2005 (3 games)	53
2. 1992 (2 games)	42
2014 (3 games)	42
4. 2004 (3 games)	41
5. 1979 (3 games)	40

Turnovers

1. 2005 (3 games)	58
2. 1998 (2 games)	48
3. 1997 (3 games)	43
2004 (3 games)	43
5. 2014 (3 games)	42

Blocks

1. 2017 (3 games)	16
2. 2012 (2 games)	13
2013 (2 games)	13
4. 1992 (2 games)	12
5. 2014 (3 games)	9
2016 (3 games)	9

Steals

1. 1997 (3 games)	30
2. 2005 (3 games)	28
3. 2004 (3 games)	26
4. 1995 (2 games)	25
5. 2016 (3 games)	23



**TEAM
NCAA TOURNAMENT
RECORDS**

Most Points Scored

1. vs. Arizona State (3/19/05)	65
2. vs. Georgia (3/17/97)	55

by Opponent

1. by Georgia (3/17/97)	91
2. by Arizona State (3/19/05)	87

Field Goals

1. vs. Arizona State (3/19/05)	21
2. vs. Georgia (3/17/97)	20

by Opponent

1. by Arizona State (3/19/05)	35
2. by Georgia (3/17/97)	33

Field Goals Attempted

1. vs. Georgia (3/17/97)	52
vs. Arizona State (3/19/05)	52

by Opponent

1. by Georgia (3/17/97)	66
2. by Arizona State (3/19/05)	59

Highest Field Goal Percentage

1. vs. Arizona State (3/19/05)	40.4
2. vs. Georgia (3/17/97)	38.5

by Opponent

1. by Arizona State (3/19/05)	59.3
2. by Georgia (3/17/97)	50.0

Three-Point Field Goals

1. vs. Georgia (3/17/97)	6
vs. Arizona State (3/19/05)	6

by Opponent

1. by Georgia (3/17/97)	6
2. by Arizona State (3/19/05)	4

Three-Point Field Goals Attempted

1. vs. Georgia (3/17/97)	15
2. vs. Arizona State (3/19/05)	7

by Opponent

1. by Georgia (3/17/97)	20
2. by Arizona State (3/19/05)	7

Highest Three-Point FG Percentage

1. vs. Arizona State (3/19/05)	85.7
2. vs. Georgia (3/17/97)	40.0

by Opponent

1. by Arizona State (3/19/05)	57.1
2. by Georgia (3/17/97)	30.0

Free Throws

1. vs. Arizona State (3/19/05)	17
2. vs. Georgia (3/17/97)	9

by Opponent

1. by Georgia (3/17/97)	19
2. by Arizona State (3/19/05)	13

Free Throws Attempted

1. vs. Arizona State (3/19/05)	20
2. vs. Georgia (3/17/97)	16

by Opponent

1. by Georgia (3/17/97)	29
2. by Arizona State (3/19/05)	20

Highest Free Throw Percentage

1. vs. Arizona State (3/19/05)	85.0
2. vs. Georgia (3/17/97)	56.3

by Opponent

1. by Georgia (3/17/97)	65.5
2. by Arizona State (3/19/05)	65.0

Total Rebounds

1. vs. Georgia (3/17/97)	38
2. vs. Arizona State (3/19/05)	28

by Opponent

1. by Georgia (3/17/97)	36
2. by Arizona State (3/19/05)	35

Assists

1. vs. Arizona State (3/19/05)	15
2. vs. Georgia (3/17/97)	10

by Opponent

1. by Arizona State (3/19/05)	25
2. by Georgia (3/17/97)	20

Turnovers

1. vs. Georgia (3/17/97)	32
2. vs. Arizona State (3/19/05)	21

by Opponent

1. by Arizona State (3/19/05)	18
2. by Georgia (3/17/97)	12

Blocks

1. vs. Georgia (3/17/97)	2
2. vs. Arizona State (3/19/05)	1

by Opponent

1. by Georgia (3/17/97)	7
2. by Arizona State (3/19/05)	3

Steals

1. vs. Arizona State (3/19/05)	7
2. vs. Georgia (3/17/97)	4

by Opponent

1. by Georgia (3/17/97)	19
2. by Arizona State (3/19/05)	11



ALL-TIME RECORDS

Team	W	L	First Meeting	Last Meeting	Streak
Akron	5	7	11-28-80	12-01-18	L7
Alabama	0	1	03-17-02	03-17-02	L1
Alabama A&M	2	0	11-14-13	12-17-14	W2
Alabama State	1	0	12-02-07	12-02-07	W1
Alaska-Anchorage	0	1	11-27-02	11-27-02	L1
Alice Lloyd	2	0	11-27-19	12-29-22	W2
Appalachian State	6	2	03-12-76	11-11-22	W2
Arizona State	0	1	03-19-05	03-19-05	L1
Army	1	0	12-18-22	12-18-22	W1
Asbury	1	0	12-02-14	12-02-14	W1
Ashland University	2	0	02-19-83	12-12-86	W2
Auburn	0	2	11-23-84	11-25-89	L2
Austin Peay	49	41	1973-74	02-29-24	L10
Ball State	2	0	12-01-92	11-27-93	W2
Baylor	0	1	12-05-03	12-05-03	L1
Bellarmine	10	3	01-10-75	02-24-24	W2
Belmont	4	24	02-22-75	02-25-21	L17
Berea	1	0	1972-73	1972-73	W1
Bethune-Cookman	1	0	11-28-09	11-28-09	W1
Binghamton	1	0	11-22-02	11-22-02	W1
Bluefield State College	1	0	12-30-08	12-30-08	W1
Boston College	0	1	12-13-22	12-13-22	L1
Bowling Green	5	3	12-02-82	11-10-17	L1
Bradley	0	1	12-18-93	12-18-93	L1
Brescia University	1	0	12-18-18	12-18-18	W1
Brewton-Parker College	1	0	11-27-10	11-27-10	W1
Brown	1	0	01-02-93	01-02-93	W1
Butler	0	1	11-17-19	11-17-19	L1
Campbell	0	1	11-26-11	11-26-11	L1
Campbellsville	4	0	11-24-80	12-21-85	W4
Campbellsville-Harr.	1	0	11-25-23	11-25-23	W1
Canisius College	0	1	11-23-90	11-23-90	L1
Central Arkansas	5	5	12-22-09	03-12-24	L2
Central Michigan	0	1	11-28-86	11-28-86	L1
Central Missouri	1	1	12-17-76	02-04-77	W1
Centre	1	0	1971-72	1971-72	W1
Charleston Southern	1	0	12-29-00	12-29-00	W1
Chattanooga	4	2	03-09-82	12-17-23	L1
Chicago State	5	0	11-24-90	02-20-24	W5
Cincinnati	8	11	1971-72	11-25-17	L6
Cincinnati Christian	1	0	12-03-15	12-03-15	W1
Cleveland State	3	2	12-04-81	12-06-85	W2
Coastal Carolina	1	0	12-12-98	12-12-98	W1
College of Charleston	1	0	11-21-99	11-21-99	W1
Cumberlands	1	0	12-31-21	12-31-21	W1
Dayton	10	9	1971-72	12-14-91	W1
Davis & Elkins	5	0	11-19-84	12-30-15	W5
Detroit Mercy	0	2	12-30-96	11-17-97	L2
Duke	1	1	11-26-82	12-03-83	W1
Eastern Illinois	20	22	01-13-97	01-16-21	L1
Eastern Michigan	1	0	11-26-88	11-26-88	W1
East Tennessee State	9	5	01-23-78	11-27-15	W1
Elon	1	2	03-09-74	03-20-13	L1
Evansville	3	3	12-02-83	11-15-23	W1
Florida A&M	0	2	01-04-82	11-29-13	L2
Florida Atlantic	2	2	12-07-91	11-22-10	L2
Florida Gulf Coast	1	3	11-24-07	02-03-24	L3
Florida International	0	5	01-03-93	11-20-10	L5

Team	W	L	First Meeting	Last Meeting	Streak
Florida State	0	4	12-08-91	11-23-18	L4
Furman	2	0	11-24-91	11-26-94	W2
Gardner-Webb	1	0	11-22-03	11-22-03	W1
George Mason	1	2	02-07-80	12-09-18	L2
Georgetown College	1	0	03-03-73	03-03-73	W1
Georgetown University	0	1	11-18-06	11-18-06	L1
Georgia	0	4	01-31-83	12-30-03	L4
Georgia Southern	4	1	11-25-94	11-20-04	W3
Georgia State	1	0	11-29-85	11-29-85	W1
Glennville State	1	0	11-19-00	11-19-00	W1
Grambling	1	1	11-26-89	12-20-02	W1
Hartford	1	0	11-26-99	11-26-99	W1
Hanover College	1	0	11-6-23	11-6-23	W1
High Point	2	1	03-10-73	12-29-07	L1
Houston Baptist	0	1	12-13-08	12-13-08	L1
Howard	0	1	12-08-90	12-08-90	L1
Illinois	0	1	12-05-21	12-05-21	L1
Illinois State	1	1	02-11-78	02-23-79	L1
Indiana	3	7	01-25-74	11-25-20	L5
Indiana State	0	4	12-30-92	12-20-05	L4
Iona	1	0	12-02-00	12-02-00	W1
Iowa	0	1	01-04-93	01-04-93	L1
Iowa State	0	2	12-15-01	12-18-04	L2
IUPUI	1	1	12-04-82	12-20-19	L1
Jackson State	1	1	12-20-97	12-01-12	W1
Jacksonville	2	1	02-09-22	01-25-24	W2
Jacksonville State	20	21	12-30-02	02-11-23	W1
James Madison	2	1	01-09-78	11-17-79	W1
John Carroll	1	0	11-20-81	11-20-81	W1
Kansas State	0	1	11-18-98	11-18-98	L1
Kennesaw State	4	1	02-03-22	02-10-24	W1
Kent State	2	5	11-29-80	12-05-17	L3
Kentucky	9	22	1972-73	02-16-99	L2
Kentucky Christian	2	0	11-29-11	12-05-18	W2
Kentucky State	3	1	02-08-83	12-04-85	W2
Liberty	0	3	02-05-22	02-25-23	L3
Lipscomb	6	3	12-30-00	03-09-24	W1
Longwood	4	0	03-09-73	12-18-13	W4
Louisiana-Lafayette	0	1	12-20-86	12-20-86	L1
Louisiana Tech	1	1	11-29-96	11-24-06	W1
Louisville	13	21	1971-72	12-16-21	L7
Marist	0	1	11-18-22	11-18-22	L1
Marquette	1	0	12-01-95	12-01-95	W1
Marshall	18	4	02-20-73	12-06-14	W6
McNeese State	0	1	12-05-87	12-05-87	L1
Memphis	1	5	1973-74	11-09-19	W1
Mercer	3	2	12-18-76	11-24-19	W1
Miami (Fla.)	1	2	11-24-84	11-23-03	L2
Miami (Ohio)	12	9	1972-73	12-6-23	W1
Middle Tennessee	14	36	1973-74	11-26-05	L2
Midway	1	0	11-23-22	11-23-22	W1
Mississippi Gulf Coast CC	0	1	12-17-76	12-17-76	L1
Mississippi Valley State	0	1	11-30-13	11-30-13	L1
Missouri	0	2	12-07-90	12-03-94	L2
Missouri State	1	0	12-05-13	12-05-13	W1
Missouri-Kansas City	0	1	12-04-87	12-04-87	L1
Missouri State	1	2	03-13-02	12-05-15	L2
Morehead State	57	46	1971-72	11-13-22	W6

<u>Team</u>	<u>W</u>	<u>L</u>	<u>First Meeting</u>	<u>Last Meeting</u>	<u>Streak</u>
Morgan State	1	0	11-25-16	11-25-16	W1
Mount St. Joseph	2	0	02-21-80	02-12-81	W2
Murray State	58	35	1971-72	02-06-21	L6
Nebraska	0	2	01-02-86	11-29-03	L2
Nicholls State	1	0	12-01-89	12-01-89	W1
North Alabama	3	2	01-12-22	02-15-24	W3
North Carolina	2	0	01-28-77	11-16-79	W2
North Carolina A&T	1	0	12-19-99	12-19-99	W1
North Carolina State	1	1	03-11-76	12-20-15	L1
North Florida	3	2	11-29-14	01-27-24	W3
Northern Arizona	0	1	12-19-04	12-19-04	L1
Northern Kentucky	6	11	02-28-75	11-11-23	W1
Northwestern	0	1	12-22-20	12-22-20	L1
Ohio	3	5	01-07-80	11-18-18	L5
Ohio Christian	1	0	12-18-17	12-18-17	W1
Ohio State	0	6	02-04-75	11-21-05	L6
Ohio Valley University	3	0	11-11-06	12-11-16	W3
Oklahoma	0	1	11-17-06	11-17-06	L1
Oklahoma State	0	1	12-22-08	12-22-08	L1
Oral Roberts	0	1	12-31-82	12-31-82	L1
Pennsylvania	1	0	12-30-07	12-30-07	W1
Pikeville	2	0	11-23-82	12-18-21	W2
Pittsburgh	2	1	12-30-86	12-17-02	L1
Presbyterian	1	0	11-30-12	11-30-12	L1
Purdue Fort Wayne	1	2	12-29-01	03-20-24	L2
Queens	2	0	02-23-23	02-08-24	W2
Radford	3	1	12-11-80	11-19-04	W2
Richmond	0	2	12-21-14	11-15-15	L2
Rider	1	0	11-19-22	11-19-22	W1
Roanoke College	1	0	03-07-74	03-07-74	W1
Rollins	1	0	01-02-89	01-02-89	W1
Saint Francis (Pa.)	1	0	12-21-15	12-21-15	W1
Saint Louis	1	2	12-17-93	11-09-18	L2
Samford	7	6	12-29-02	12-29-23	W1
Shawnee State	1	0	02-01-89	02-01-89	W1
South Carolina	1	1	03-09-73	03-08-74	W1
Southeastern Louisiana	1	1	11-30-89	01-08-90	W1
Southeast Missouri	34	20	12-01-84	12-19-23	W2
Southern University	1	0	12-29-04	12-29-04	W1
Southern Illinois	0	2	02-25-78	02-24-79	L2
SIU Edwardsville	8	9	01-19-09	11-9-23	W4
Simmons College	1	0	12-4-23	12-4-23	W1
Southern Mississippi	0	2	11-30-85	11-25-06	L2
South Florida	1	0	12-05-81	12-05-81	W1
Stephen F. Austin	1	0	12-06-03	12-06-03	W1
Stetson	3	4	12-19-86	01-31-24	W3
Syracuse	0	1	12-01-07	12-01-07	L1
Tennessee	1	10	02-10-73	12-10-23	L7
Tennessee State	45	25	01-04-88	12-15-23	W3
Tennessee Tech	29	71	1973-74	01-28-21	L1
Texas A&M	0	1	11-18-00	11-18-00	L1
Thomas More College	1	0	11-30-93	11-30-93	W1
Towson	1	0	11-27-09	11-27-09	W1
Transylvania	1	0	11-11-21	11-11-21	W1
Troy University	1	0	12-21-02	12-21-02	W1
Tulane	1	0	12-02-89	12-02-89	W1
UAB	1	1	12-31-94	11-18-23	W1
UNC Asheville	3	1	12-03-90	11-16-13	L1

<u>Team</u>	<u>W</u>	<u>L</u>	<u>First Meeting</u>	<u>Last Meeting</u>	<u>Streak</u>
UNC Greensboro	1	1	12-28-16	11-18-17	W1
UNC Wilmington	0	2	12-18-99	12-16-00	L2
Union College	2	0	11-22-21	12-20-22	W2
Utah	0	1	11-19-23	11-19-23	L1
UT-Martin	31	27	1973-74	02-20-21	L7
Valparaiso	2	0	12-14-01	11-23-07	W2
Vanderbilt	0	6	03-12-82	12-15-19	L6
Vincennes	1	0	02-24-76	02-24-76	W1
Wake Forest	0	1	12-31-83	12-31-83	L1
Western Carolina	13	4	1971-72	11-15-17	W1
Western Kentucky	6	20	02-02-74	11-30-16	L13
Western Michigan	2	3	12-02-94	11-28-18	L2
West Virginia	2	4	11-21-80	12-15-18	L4
West Virginia State	2	0	12-07-10	12-18-12	W2
West Virginia Tech	2	0	12-06-00	11-17-07	W2
West Virginia Wesleyan	1	0	11-23-02	11-23-02	W1
William Penn	0	1	1976-77	1976-77	L1
Winthrop	0	1	03-10-73	03-10-73	L1
Wisconsin	1	0	11-27-83	11-27-83	W1
Wisconsin-Green Bay	0	1	11-29-86	11-29-86	L1
Wisconsin-LaCrosse	0	1	1976-77	1976-77	L1
Wisconsin-Milwaukee	0	1	11-25-12	11-25-12	L1
Wofford	1	1	12-13-98	11-20-99	L1
Wright State	6	6	02-08-89	12-19-16	L4
Xavier	7	6	02-24-81	11-27-21	L1
Youngstown State	6	8	11-30-80	12-03-19	L4
TOTAL	720	730			



HEAD-TO-HEAD RECORDS

Akron

O: 5-7 | H: 2-3 | N: 1-0 | A: 2-4

11/28/80	N	W, 90-56
1/26/84	A	W, 66-48
2/9/84	H	W, 71-50
1/26/85	H	W, 71-63
2/9/85	A	W, 71-54
1/11/86	A	L, 71-75 (OT)
2/17/86	H	L, 76-77 (OT)
1/10/87	H	L, 70-91
2/16/87	A	L, 62-65
12/10/16	H	L, 57-63
11/22/17	A	L, 45-62
12/1/18	A	L, 54-63

Alabama

O: 0-1 | H: 0-1 | N: -- | A: --

3/17/02	H	L, 77-99
---------	---	----------

Alabama A&M

O: 2-0 | H: 1-0 | N: -- | A: 1-0

11/14/13	H	W, 89-69
12/17/14	A	W, 62-56

Alabama State

O: 1-0 | H: -- | N: 1-0 | A: --

12/2/07	N	W, 85-71
---------	---	----------

Alaska Anchorage

O: 0-1 | H: -- | N: -- | A: 0-1

11/27/02	A	L, 74-77
----------	---	----------

Alice Lloyd College

O: 2-0 | H: 2-0 | N: -- | A: --

11/27/19	H	W, 102-65
12/29/22	H	W, 110-49

Appalachian State

O: 6-2 | H: 2-0 | N: 3-1 | A: 1-1

3/12/76	N	W, 92-65
1/2/83	N	W, 83-65
12/11/89	H	W, 76-66
3/1/91	A	L, 72-86
11/27/04	N	W, 69-64
11/25/11	N	L, 62-64
12/21/21	A	W, 89-84 (OT)
11/11/22	H	W, 95-63

Arizona State

O: 0-1 | H: -- | N: 0-1 | A: --

3/19/05	N	L, 65-87
---------	---	----------

Army West Point

O: 1-0 | H: -- | N: -- | A: 1-0

12/18/22	A	W, 83-62
----------	---	----------

Asbury

O: 1-0 | H: 1-0 | N: -- | A: --

12/2/14	H	W, 73-48
---------	---	----------

Ashland

O: 2-0 | H: 1-0 | N: -- | A: 1-0

2/19/83	A	W, 94-68
12/12/86	H	W, 86-76

Auburn

O: 0-2 | H: -- | N: 0-1 | A: 0-1

11/23/84	N	L, 54-71
11/25/89	A	L, 54-95

Austin Peay

O: 49-41 | H: 27-13 | N: 3-5 | A: 19-23

January, 1974	N	W, 48-39
Feb., 1974	N	W, 57-34
1/14/78	A	W, 77-52
1/13/79	H	W, 78-64
12/3/79	N	L, 65-66
1/10/80	A	L, 50-68
1/8/81	H	W, 74-62
2/5/81	A	L, 58-70
1/14/82	A	L, 72-77
2/11/82	H	W, 79-62
1/8/83	A	W, 65-64
2/4/83	H	W, 55-54
1/21/84	A	W, 68-58
2/25/84	H	W, 68-60
1/21/85	H	W, 72-67
2/25/85	A	L, 61-62 (OT)
1/27/86	A	L, 78-84
2/8/86	H	L, 66-79
1/26/87	H	W, 83-68
2/7/87	A	W, 90-80
1/18/88	A	L, 95-109
2/20/88	H	W, 81-71
1/14/89	H	W, 68-66
2/27/89	A	W, 90-89
1/13/90	A	W, 80-79
2/26/90	H	W, 82-51

1/26/91	H	W, 76-58
2/11/91	A	W, 84-77
1/18/92	A	W, 75-67
2/17/92	H	W, 81-63
1/16/93	H	W, 100-75
2/6/93	A	L, 59-67
1/17/94	A	W, 84-76
2/12/94	H	W, 89-76
3/5/94	N	L, 53-64
1/15/95	H	W, 74-69
2/11/95	A	L, 68-70
1/20/96	H	L, 72-75
2/19/96	A	L, 67-78
3/3/96	N	L, 53-64
12/7/96	H	L, 53-59
1/25/97	A	W, 69-55
1/12/98	A	W, 85-62
2/9/98	H	W, 72-61
1/9/99	H	W, 88-70
2/6/99	A	L, 54-74
1/13/00	A	W, 81-78
2/10/00	H	W, 91-79
1/13/01	H	W, 92-77
2/10/01	A	W, 89-84
1/21/02	H	W, 102-82
2/2/02	A	L, 70-72
3/2/02	N	L, 77-78 (OT)
2/1/03	H	L, 68-69 (OT)
2/27/03	A	L, 73-89
1/15/04	H	L, 61-67
2/28/04	A	L, 61-73
3/6/04	N	L, 51-65
1/13/05	A	W, 54-50
2/26/05	H	W, 87-79
12/10/05	A	W, 64-61
2/23/06	H	L, 55-69
12/9/06	H	W, 69-55
2/22/07	A	W, 76-69
12/8/07	A	W, 68-66 (OT)
2/28/08	H	W, 62-55
1/5/09	A	L, 66-70
1/27/09	H	L, 51-67
1/4/10	H	W, 61-54 (OT)
1/28/10	A	L, 57-68
12/19/10	A	L, 60-70
1/27/11	H	W, 61-56
1/2/12	H	L, 63-66
1/16/12	A	W, 61-59
2/23/13	H	W, 69-55
2/22/14	A	W, 79-71

<u>1/3/15</u>	H	<u>L, 71-81</u>
<u>1/2/16</u>	A	<u>L, 66-94</u>
<u>3/3/16</u>	N	<u>W, 82-68</u>
<u>2/1/17</u>	H	<u>W, 80-71</u>
<u>1/25/18</u>	A	<u>L, 45-59</u>
<u>1/3/19</u>	A	<u>L, 65-100</u>
<u>2/28/19</u>	H	<u>L, 60-80</u>
<u>2/15/20</u>	A	<u>L, 53-69</u>
<u>1/2/21</u>	A	<u>L, 51-69</u>
<u>2/22/21</u>	H	<u>L, 49-65</u>
<u>2/4/23</u>	H	<u>L, 69-82</u>
<u>3/5/23</u>	A	<u>L, 55-73</u>
<u>1/6/24</u>	A	<u>L, 52-62</u>
<u>2/29/24</u>	H	<u>L, 55-63</u>

Ball State

O: 2-0 | H: 1-0 | N: -- | A: 1-0

<u>12/1/92</u>	H	<u>W, 72-52</u>
<u>11/27/93</u>	A	<u>W, 66-57</u>

Baylor

O: 0-1 | H: -- | N: 0-1 | A: --

<u>12/5/03</u>	N	<u>L, 75-96</u>
----------------	---	-----------------

Bellarmino

O: 10-3 | H: 5-1 | N: -- | A: 5-2

<u>1/10/75</u>	A	<u>W, 74-44</u>
<u>12/13/80</u>	A	<u>W, 91-45</u>
<u>1/21/82</u>	H	<u>W, 100-65</u>
<u>11/21/83</u>	H	<u>L, 72-74 (OT)</u>
<u>12/15/84</u>	A	<u>W, 63-51</u>
<u>11/25/85</u>	H	<u>W, 82-71</u>
<u>12/6/86</u>	A	<u>L, 51-77</u>
<u>1/8/22</u>	A	<u>W, 61-47</u>
<u>2/26/22</u>	H	<u>W, 79-68</u>
<u>1/11/23</u>	H	<u>W, 85-79</u>
<u>1/14/23</u>	A	<u>L, 77-85</u>
<u>1/13/24</u>	A	<u>W, 79-66</u>
<u>2/24/24</u>	H	<u>W, 72-67</u>

Belmont

O: 4-24 | H: 2-11 | N: 0-2 | A: 2-11

<u>2/22/75</u>	A	<u>L, 62-81</u>
<u>2/20/76</u>	H	<u>L, 58-63</u>
<u>1/15/77</u>	A	<u>L, 63-79</u>
<u>11/30/99</u>	H	<u>L, 74-81</u>
<u>11/28/00</u>	A	<u>W, 87-82</u>
<u>11/19/05</u>	H	<u>L, 82-86 (OT)</u>
<u>11/28/06</u>	A	<u>L, 61-68</u>
<u>12/6/11</u>	H	<u>W, 60-46</u>

<u>1/21/13</u>	A	<u>L, 49-65</u>
<u>1/26/13</u>	H	<u>W, 55-51</u>
<u>1/25/14</u>	A	<u>W, 75-59</u>
<u>2/24/14</u>	H	<u>L, 68-72</u>
<u>2/7/15</u>	H	<u>L, 59-76</u>
<u>2/25/15</u>	A	<u>L, 70-84</u>
<u>2/6/16</u>	A	<u>L, 61-72</u>
<u>2/24/16</u>	H	<u>L, 51-65</u>
<u>3/5/16</u>	N	<u>L, 63-95</u>
<u>1/11/17</u>	A	<u>L, 58-74</u>
<u>2/15/17</u>	H	<u>L, 67-73</u>
<u>3/4/17</u>	N	<u>L, 64-94</u>
<u>2/1/18</u>	H	<u>L, 55-77</u>
<u>2/15/18</u>	A	<u>L, 62-95</u>
<u>1/12/19</u>	A	<u>L, 43-69</u>
<u>2/7/19</u>	H	<u>L, 52-87</u>
<u>1/16/20</u>	A	<u>L, 48-68</u>
<u>2/22/20</u>	H	<u>L, 46-85</u>
<u>2/11/21</u>	A	<u>L, 73-82</u>
<u>2/25/21</u>	H	<u>L, 55-79</u>

Berea College

O: 1-0 | H: -- | N: 1-0 | A: --

<u>January, 1973</u>	N	<u>W, 56-22</u>
----------------------	---	-----------------

Bethune-Cookman

O: 1-0 | H: -- | N: 1-0 | A: --

<u>11/28/09</u>	N	<u>W, 66-65</u>
-----------------	---	-----------------

Binghamton

O: 1-0 | H: -- | N: 1-0 | A: --

<u>11/22/02</u>	N	<u>W, 75-67</u>
-----------------	---	-----------------

Bluefield State

O: 1-0 | H: 1-0 | N: -- | A: --

<u>12/30/08</u>	H	<u>W, 70-37</u>
-----------------	---	-----------------

Boston College

O: 0-1 | H: -- | N: -- | A: 0-1

<u>12/13/22</u>	A	<u>L, 65-76</u>
-----------------	---	-----------------

Bowling Green

O: 5-3 | H: 3-1 | N: -- | A: 2-2

<u>12/2/82</u>	H	<u>W, 83-79</u>
<u>12/17/83</u>	A	<u>W, 60-58</u>
<u>12/7/88</u>	A	<u>L, 74-88</u>
<u>11/21/00</u>	H	<u>W, 89-61</u>
<u>11/27/01</u>	A	<u>W, 83-63</u>
<u>12/29/03</u>	H	<u>L, 57-70</u>
<u>11/11/16</u>	H	<u>W, 57-55</u>

<u>11/10/17</u>	A	<u>L, 60-77</u>
-----------------	---	-----------------

Bradley

O: 0-1 | H: -- | N: 0-1 | A: --

<u>12/18/93</u>	N	<u>L, 65-74</u>
-----------------	---	-----------------

Brescia

O: 1-0 | H: 1-0 | N: -- | A: --

<u>12/18/18</u>	H	<u>W, 70-41</u>
-----------------	---	-----------------

Brewton-Parker College

O: 1-0 | H: 1-0 | N: -- | A: --

<u>11/27/10</u>	H	<u>W, 87-60</u>
-----------------	---	-----------------

Brown

O: 1-0 | H: -- | N: 1-0 | A: --

<u>1/2/93</u>	N	<u>W, 75-59</u>
---------------	---	-----------------

Butler

O: 0-1 | H: -- | N: -- | A: 0-1

<u>11/17/19</u>	A	<u>L, 41-73</u>
-----------------	---	-----------------

Campbell

O: 0-1 | H: -- | N: 0-1 | A: --

<u>11/26/11</u>	N	<u>L, 52-64</u>
-----------------	---	-----------------

Campbellsville

O: 4-0 | H: 2-0 | N: -- | A: 2-0

<u>11/24/80</u>	A	<u>W, 98-72</u>
<u>11/24/81</u>	H	<u>W, 102-75</u>
<u>12/17/84</u>	H	<u>W, 80-63</u>
<u>12/21/85</u>	A	<u>W, 72-65</u>

Campbellsville-Harrodsburg

O: 1-0 | H: 1-0 | N: -- | A: --

<u>11/25/23</u>	H	<u>W, 100-25</u>
-----------------	---	------------------

Canisius

O: 0-1 | H: -- | N: 0-1 | A: --

<u>11/23/90</u>	N	<u>L, 63-70</u>
-----------------	---	-----------------

Central Arkansas

O: 5-5 | H: 3-1 | N: 1-0 | A: 1-4

<u>12/22/09</u>	H	<u>L, 47-52</u>
<u>12/11/10</u>	A	<u>L, 52-61</u>
<u>11/21/14</u>	N	<u>W, 56-55</u>
<u>1/5/22</u>	H	<u>W, 61-47</u>
<u>2/19/22</u>	A	<u>W, 65-59 (OT)</u>
<u>1/7/23</u>	A	<u>L, 57-71</u>
<u>2/18/23</u>	H	<u>W, 78-51</u>

1/18/24	H	W, 65-58
2/17/24	A	L, 49-83
3/12/24	A	L, 57-68

Central Michigan

O: 0-1 H: -- N: 0-1 A: --		
11/28/86	N	L, 75-101

Central Missouri

O: 1-1 H: -- N: 1-1 A: --		
12/17/76	N	L, 69-78
2/4/77	N	W, 83-81

Centre

O: 1-0 H: 1-0 N: -- A: --		
March, 1972	H	W, 65-22

Charleston Southern

O: 1-0 H: 1-0 N: -- A: --		
12/29/00	H	W. 81-64

Chattanooga

O: 4-2 H: 2-0 N: 1-0 A: 1-2		
<u>3/9/82</u>	N	<u>W, 79-75</u>
<u>12/3/06</u>	A	<u>L, 52-81</u>
<u>12/1/19</u>	H	<u>W, 71-65</u>
<u>12/18/20</u>	A	<u>W, 62-45</u>
<u>12/9/21</u>	H	<u>W, 60-55</u>
<u>12/17/23</u>	A	<u>L, 44-52</u>

Chicago State

O: 5-0 H: 1-0 N: 2-0 A: 2-0		
11/24/90	N	W, 78-62
11/16/08	A	W, 71-61
11/13/10	H	W, 74-61
12/3/11	N	W, 67-56
2/20/24	A	W, 85-63

Cincinnati

O: 8-11 H: 5-4 N: -- A: 3-7		
1972	H	W, 53-34
1/27/73	H	W, 58-39
1/28/74	H	W, 65-54
1/25/75	A	W, 74-68
1/17/76	H	W, 86-76
1/18/77	A	W, 80-72
11/27/79	H	L, 50-57
2/10/81	A	L, 60-83
1/13/88	H	L, 62-73
12/5/88	A	L, 53-76

2/21/90	H	L, 51-52
1/23/91	A	W, 86-50
12/3/91	H	W, 79-66
1/13/93	A	L, 80-82
12/5/02	H	L, 78-91
1/5/04	A	L, 51-83
12/18/09	A	L, 49-62
12/9/12	A	L, 48-59
11/25/17	A	L, 53-64

Cincinnati Christian

O: 1-0 H: 1-0 N: -- A: --		
12/3/15	H	W, 112-34

Cleveland State

O: 3-2 H: 2-1 N: -- A: 1-1		
<u>12/4/81</u>	H	<u>W, 76-52</u>
<u>1/22/83</u>	A	<u>L, 79-81 (OT)</u>
<u>1/24/84</u>	H	<u>L, 67-68</u>
<u>2/7/85</u>	A	<u>W, 70-47</u>
<u>12/6/85</u>	H	<u>W, 90-73</u>

Coastal Carolina

O: 1-0 H: -- N: -- A: 1-0		
12/12/89	A	W, 74-68

College of Charleston

O: 1-0 H: 1-0 N: -- A: --		
11/21/99	H	W, 87-56

Cumberlands (Ky.)

O: 1-0 H: 1-0 N: -- A: --		
12/31/21	H	W, 79-72

Davis & Elkins

O: 5-0 H: 4-0 N: -- A: 1-0		
11/19/84	H	W, 79-45
12/14/85	A	W, 76-52
12/11/09	H	W, 69-58
11/18/13	H	W, 94-66
12/30/15	H	W, 73-58

Dayton

O: 10-9 H: 6-4 N: -- A: 4-5		
<u>2/13/72</u>	H	W, 54-45 (OT)
<u>2/26/73</u>	A	W, 65-36
<u>2/8/74</u>	H	W, 52-45
<u>2/13/75</u>	A	W, 59-53
<u>1/31/76</u>	H	W, 79-38
<u>2/19/77</u>	A	W, 85-60

1/7/78	H	L, 82-85
2/14/79	A	L, 57-74
2/16/80	H	L, 57-85
12/6/80	H	L, 68-77
2/16/82	A	L, 67-68
1/19/83	H	L, 52-75
1/7/84	A	L, 60-62
11/28/84	H	W, 72-59
11/23/85	A	W, 75-72
1/7/87	H	W, 78-75 (OT)
1/6/88	A	L, 62-72
1/5/91	A	L, 75-84
12/14/91	H	W, 90-64

Detroit Mercy

O: 0-2 H: 0-1 N: -- A: 0-1		
12/30/96	A	L, 54-71
11/17/97	H	L, 76-79

Duke

O: 1-1 H: 1-0 N: -- A: 0-1		
11/26/82	A	L, 57-74
12/3/83	H	W, 46-44

East Tennessee State

O: 9-5 H: 5-1 N: 1-1 A: 3-3		
<u>1/23/78</u>	H	<u>W, 84-73</u>
<u>2/1/78</u>	A	<u>W, 89-85</u>
<u>3/13/82</u>	N	<u>L, 50-86</u>
<u>1/2/87</u>	H	<u>W, 89-85</u>
<u>1/9/88</u>	A	<u>W, 89-86</u>
<u>2/11/89</u>	H	<u>W, 71-59</u>
<u>2/17/90</u>	A	<u>L, 83-87</u>
<u>11/25/95</u>	H	<u>W, 69-58</u>
<u>11/23/96</u>	A	<u>W, 59-58</u>
<u>11/21/97</u>	N	<u>W, 71-58</u>
<u>11/29/05</u>	A	<u>L, 74-81</u>
<u>12/30/06</u>	H	<u>L, 73-83</u>
<u>12/13/14</u>	A	<u>L, 49-64</u>
<u>11/27/15</u>	H	<u>W, 64-41</u>

Eastern Illinois

O: 20-22 H: 12-9 N: 1-0 A: 7-13		
<u>1/13/97</u>	A	<u>W, 79-69</u>
<u>2/8/97</u>	H	<u>W, 62-52</u>
<u>1/3/98</u>	H	<u>L, 65-66</u>
<u>2/2/98</u>	A	<u>W, 65-49</u>
<u>1/4/99</u>	A	<u>W, 72-62</u>
<u>1/30/99</u>	H	<u>W, 74-73</u>
<u>1/27/00</u>	A	<u>L, 95-102 (OT)</u>
<u>2/24/00</u>	H	<u>W, 79-72</u>

1/27/01	H	W, 84-60
2/24/01	A	W, 91-67
1/12/02	A	W, 91-72
1/11/03	H	W, 78-67
2/10/03	A	W, 78-59
2/21/04	A	L, 64-66
2/19/05	H	W, 80-61
12/22/05	H	L, 71-78
1/14/06	A	L, 76-85
12/18/06	A	L, 77-86
1/13/07	H	W, 78-69
12/21/07	H	L, 86-91 (OT)
1/12/08	A	L, 81-86 (OT)
1/15/09	A	L, 44-78
2/14/09	H	L, 59-70
1/14/10	H	L, 50-60
2/13/10	A	L, 41-69
1/13/11	A	L, 61-70
2/12/11	H	L, 57-78
2/6/12	A	L, 51-64
2/25/12	H	L, 76-79
1/7/13	H	W, 63-62
1/7/14	A	L, 71-75
3/5/14	N	W, 75-52
1/15/15	H	L, 42-68
1/14/16	A	W, 75-56
1/7/17	H	W, 88-85 (OT)
1/6/18	H	W, 67-51
1/31/19	A	L, 60-80
1/9/20	H	L, 63-83
2/6/20	A	L, 38-85
12/30/20	H	W, 80-69
1/16/21	A	L, 68-73

Eastern Michigan

O: 1-0 H: -- N: 1-0 A: --		
11/26/88	N	W, 69-61

Elon

O: 1-2 H: -- N: 1-1 A: 0-1		
3/9/74	N	L, 61-64
12/1/01	N	W, 75-58
3/20/13	A	L, 61-68

Evansville

O: 3-3 H: 1-1 N: -- A: 2-2		
<u>12/2/83</u>	H	<u>W, 82-66</u>
<u>1/5/85</u>	A	<u>W, 71-70</u>
<u>12/2/11</u>	A	<u>L, 56-63</u>
<u>11/17/21</u>	A	<u>L, 57-67</u>

11/7/22	H	L, 81-89
11/15/23	A	W, 77-75

Florida A&M

O: 0-2 H: -- N: 0-1 A: 0-1		
1/4/82	A	L, 78-80
11/29/13	N	L, 58-64

Florida Atlantic

O: 2-2 H: 0-1 N: 1-0 A: 1-1		
12/7/91	N	W, 80-57
12/8/01	A	W, 103-92
11/21/09	H	L, 58-66
11/22/10	A	L, 57-60

Florida Gulf Coast

O: 1-3 H: -- N: -- A: 1-3		
<u>11/24/07</u>	A	W, 74-56
<u>1/27/22</u>	A	L, 70-92
<u>1/26/23</u>	A	L, 61-84
<u>2/3/24</u>	A	L, 69-82

Florida International

O: 0-5 H: -- N: 0-1 A: 0-4		
1/3/93	A	L, 68-82
11/30/96	N	L, 66-67
11/27/99	A	L, 55-85
12/7/01	A	L, 63-90
11/20/10	A	L, 52-59

Florida State

O: 0-4 H: -- N: 0-1 A: 0-3		
<u>12/8/91</u>	A	<u>L, 65-72</u>
<u>11/26/04</u>	A	<u>L, 53-70</u>
<u>11/23/12</u>	N	<u>L, 51-90</u>
<u>11/23/18</u>	A	<u>L, 45-62</u>

Furman

O: 2-0 H: -- N: 2-0 A: --		
11/24/91	N	W, 88-74
11/26/94	N	W, 86-75

Gardner-Webb

O: 1-0 H: -- N: 1-0 A: --		
11/22/03	N	W, 69-59

George Mason

O: 1-2 H: 1-1 N: -- A: 0-1		
2/7/80	H	W, 68-61
12/9/17	A	L, 41-64

12/9/18	H	L, 75-91
---------	---	----------

Georgetown

O: 0-1 H: -- N: 0-1 A: --		
11/18/06	N	L, 77-79

Georgetown College (Ky.)

O: 1-0 H: -- N: 1-0 A: --		
3/3/73	N	W, 64-34

Georgia

O: 0-4 H: 0-2 N: 0-1 A: 0-1		
1/31/83	H	L, 54-68
1/22/90	A	L, 90-109
3/14/97	N	L, 55-91
12/30/03	H	L, 60-92

Georgia Southern

O: 4-1 H: 1-1 N: 2-0 A: 1-0		
11/25/94	A	W, 85-73
11/24/95	H	L, 90-93
11/22/96	N	W, 74-46
11/22/97	N	W, 80-67
11/20/04	H	W, 62-47

Georgia State

O: 1-0 H: -- N: 1-0 A: --		
11/29/85	N	W, 85-80 (OT)

Glenville State

O: 1-0 H: -- N: 1-0 A: --		
11/19/00	N	W, 116-80

Grambling State

O: 1-1 H: -- N: 1-1 A: --		
11/26/89	N	L, 86-95
12/20/02	N	W, 87-82

Hanover College

O: 1-0 H: 1-0 N: -- A: --		
11/6/23	H	W, 94-43

Hartford

O: 1-0 H: -- N: 1-0 A: --		
11/26/99	N	W, 96-86

High Point

O: 2-1 H: -- N: 2-1 A: --		
3/10/73	N	W, 55-54
12/2/01	N	W, 81-52

12/29/07 N L, 63-76

Houston Baptist

O: 0-1 | H: 0-1 | N: -- | A: --

12/13/08 H L, 69-81

Howard

O: 0-1 | H: -- | N: 0-1 | A: --

12/8/90 N L, 55-59

Illinois

O: 0-1 | H: -- | N: -- | A: 0-1

12/5/21 A L, 57-71

Illinois State

O: 1-1 | H: 1-0 | N: -- | A: 0-1

2/11/78 H W, 88-75

2/23/79 A L, 71-74

Indiana

O: 3-7 | H: 2-1 | N: 0-2 | A: 1-4

1/25/74 A L, 36-63

1/24/76 H W, 82-65

2/14/77 A L, 50-60

2/18/78 H W, 83-62

11/29/78 A W, 60-56

1/2/88 H L, 77-90

1/3/94 A L, 64-81

12/2/95 N L, 69-86

11/26/02 N L, 49-61

11/25/20 A L, 51-100

Indiana State

O: 0-4 | H: 0-2 | N: -- | A: 0-2

12/30/92 A L, 77-80

12/30/93 H L, 66-72

12/9/04 A L, 64-91

12/20/05 H L, 81-96

Iona

O: 1-0 | H: -- | N: 1-0 | A: --

12/2/00 N W, 81-71

Iowa

O: 0-1 | H: -- | N: 0-1 | A: --

1/4/93 N L, 63-67

Iowa State

O: 0-2 | H: -- | N: 0-1 | A: 0-1

12/15/01 A L, 75-86

12/18/04 N L, 76-88

IUPUI

O: 1-1 | H: 1-0 | N: -- | A: 0-1

12/4/82 H W, 86-51

12/20/19 A L, 42-72

Jackson State

O: 1-1 | H: 1-0 | N: 0-1 | A: --

12/20/97 N L, 75-79

12/1/12 H W, 64-56

Jacksonville

O: 2-1 | H: 1-0 | N: -- | A: 1-1

2/9/22 A L, 60-77

1/23/23 H W, 79-70

1/25/24 A W, 59-51

Jacksonville State

O: 20-21 | H: 10-8 | N: 1-1 | A: 9-12

12/30/02 H W, 93-71

1/22/04 A L, 53-75

2/14/04 H W, 85-80

3/2/04 A W, 65-63

1/20/05 H W, 75-63

2/12/05 A W, 63-61

3/4/05 N W, 62-60

1/19/06 H W, 87-77

2/16/06 A L, 77-79

1/18/07 A W, 80-70

2/15/07 H W, 85-73

1/17/08 H W, 92-71

2/14/08 A W, 104-75

1/8/09 H W, 67-62

2/7/09 A L, 55-73

1/7/10 A W, 79-67

2/6/10 H L, 46-49 (OT)

1/6/11 H L, 65-72

2/5/11 A L, 59-64

12/20/11 A W, 80-76 (OT)

1/20/13 A W, 69-51

2/16/13 H W, 80-69

1/18/14 H W, 68-61

2/15/14 A L, 62-79

1/28/15 A L, 53-73

2/23/15 H L, 65-69

1/27/16 H L, 54-56

2/17/16 A W, 76-50

1/25/17 H L, 49-54

2/22/17 A L, 61-71

12/28/17 A L, 51-65

1/20/18 H W, 48-44

1/24/19 N L, 44-53

2/23/19 A L, 64-69

1/4/20 H L, 33-43

1/23/20 A L, 54-68

1/7/21 H L, 60-74

2/15/21 A L, 55-73

1/15/22 H L, 74-76

2/24/22 A L, 51-64

2/11/23 A W, 64-58

James Madison

O: 2-1 | H: 1-0 | N: -- | A: 1-1

1/9/78 H W, 74-54

12/9/78 A L, 56-57

11/17/79 A W, 55-48

John Carroll

O: 1-0 | H: 1-0 | N: -- | A: --

11/20/81 H W, 93-36

Kansas City

O: 0-1 | H: -- | N: 0-1 | A: --

12/4/87 N L, 73-94

Kansas State

O: 0-1 | H: -- | N: -- | A: 0-1

11/18/98 A L, 68-102

Kennesaw State

O: 4-1 | H: 4-0 | N: -- | A: 0-1

2/3/22 H W, 68-58

3/2/22 H W, 71-57

1/2/23 H W, 87-72

2/9/23 A L, 63-70

2/10/24 H W, 69-66

Kent State

O: 2-5 | H: 2-1 | N: 0-1 | A: 0-3

11/29/80 A L, 65-72

12/7/84 H W, 65-54

12/29/98 N L, 56-95

11/14/12 H W, 56-42

11/10/13 A L, 74-75 (OT)

11/14/16 A L, 67-80

12/5/17 H L, 57-65 (OT)

Kentucky

O: 9-22 | H: 2-8 | N: 5-0 | A: 2-14

February, 1973	N	W, 58-39
2/21/74	N	W, 56-50
3/1/74	N	W, 72-42
1/29/75	A	W, 63-54
2/11/75	H	W, 74-54
3/1/75	N	W, 60-49
2/7/76	N	W, 70-54
2/14/76	A	W, 78-51
3/5/77	A	L, 79-91
12/3/77	H	L, 73-79
1/25/78	A	L, 73-85
1/5/79	A	L, 52-73
1/22/79	H	L, 54-76
12/17/79	A	L, 77-100
1/29/80	H	L, 60-92
1/27/81	H	L, 62-79
2/3/81	A	L, 60-74
11/26/83	A	L, 67-77
1/5/86	A	L, 55-97
12/9/86	H	L, 56-88
12/1/87	A	L, 79-96
1/11/89	H	L, 77-83 (OT)
1/31/90	A	L, 59-80
2/21/91	H	L, 71-79
2/18/93	A	L, 56-74
2/1/94	A	L, 71-99
2/22/95	A	L, 67-80
2/27/96	A	L, 62-68
2/5/97	H	W, 67-62
2/17/98	A	L, 60-76
2/16/99	H	L, 47-87

Kentucky Christian

O: 2-0 | H: 2-0 | N: -- | A: --

11/29/11	H	W, 97-61
12/5/18	H	W, 90-35

Kentucky State

O: 3-1 | H: 2-0 | N: -- | A: 1-1

2/8/83	H	W, 68-49
12/10/83	A	L, 52-56
1/9/85	H	W, 78-44
12/4/85	A	W, 78-57

Liberty

O: 0-3 | H: 0-1 | N: -- | A: 0-2

2/5/22	H	L, 55-69
3/6/22	A	L, 57-77

2/25/23 A L, 77-90

Lipscomb

O: 6-3 | H: 3-2 | N: -- | A: 3-1

12/30/00	H	W, 85-72
11/20/01	H	W, 77-68
12/3/02	A	W, 78-73
1/19/22	H	W, 77-41
2/12/22	A	W, 82-69
2/2/23	H	L, 65-74
1/4/24	A	L, 59-64
3/2/24	H	L, 68-71
3/9/24	A	W, 99-68

Longwood

O: 4-0 | H: 2-0 | N: 1-0 | A: 1-0

3/9/73	N	W, 65-60
12/30/04	H	W, 56-46
1/25/12	H	W, 80-62
12/18/13	A	W, 60-47

Louisiana-Lafayette

O: 0-1 | H: -- | N: 0-1 | A: --

12/20/86	N	L, 71-77
----------	---	----------

Louisiana Tech

O: 1-1 | H: -- | N: 1-0 | A: 0-1

11/29/96	A	L, 46-87
11/24/06	N	W, 86-84

Louisville

O: 13-21 | H: 7-5 | N: 3-2 | A: 3-14

March, 1972	H	W, 86-19
January, 1973	N	W, 51-36
3/2/73	N	W, 60-28
March, 1974	N	W, 66-31
1/11/75	A	W, 76-62
2/6/76	A	W, 97-60
3/2/76	N	W, 85-48
2/2/77	A	L, 78-79
12/13/77	A	L, 63-76
1/30/78	H	W, 75-72
3/2/78	N	L, 77-80
1/18/79	H	L, 64-79
2/1/79	A	L, 68-76
2/12/80	H	L, 51-53
12/20/80	A	W, 75-66
1/13/81	H	W, 77-68
1/26/82	A	L, 50-62
3/2/82	H	L, 65-72

12/8/82 A L, 58-71

2/1/84 H W, 69-55

12/10/85 A L, 63-83

12/3/86 H L, 85-90

1/28/88 A L, 88-108

11/28/88 H W, 68-55

12/9/89 A L, 84-85 (OT)

12/15/90 H W, 71-68

12/8/92 A L, 66-74

12/28/98 A L, 49-87

11/25/05 N L, 45-75

11/17/11 H L, 53-77

11/28/12 A L, 42-76

11/29/20 A L, 58-101

12/16/21 A L, 38-82

Marist

O: 0-1 | H: -- | N: 0-1 | A: --

11/18/22	N	L, 57-70
----------	---	----------

Marquette

O: 1-0 | H: -- | N: 1-0 | A: --

12/1/95	N	W, 72-70
---------	---	----------

Marshall

O: 18-4 | H: 10-1 | N: -- | A: 8-3

2/20/73	H	W, 45-28
2/19/74	A	W, 38-36
2/18/75	H	W, 66-59
2/17/76	A	W, 85-42
2/16/77	H	W, 81-45
12/20/79	A	L, 62-80
12/9/80	H	W, 70-46
12/19/81	A	W, 82-61
2/22/83	H	W, 88-71
11/30/88	A	L, 63-78
2/14/90	H	W, 82-67
12/28/91	A	W, 63-60
2/2/93	H	L, 80-84 (OT)
12/7/93	A	W, 85-64
11/30/94	H	W, 81-65
11/27/95	A	L, 61-77
11/25/96	H	W, 86-65
11/15/97	A	W, 97-90 (OT)
12/30/01	H	W, 88-43
12/1/02	A	W, 95-73
12/3/13	A	W, 64-55
12/6/14	H	W, 63-58

McNeese State

O: 0-1 | H: -- | N: 0-1 | A: --

12/5/87 N L, 58-82

Memphis

O: 1-5 | H: -- | N: 0-4 | A: 1-1

January, 1974 N L, 50-66

1/18/75 N L, 73-74

3/7/75 N L, 63-100

12/1/00 N L, 66-89

11/28/03 A L, 65-78

11/9/19 A W, 63-60

Mercer

O: 3-2 | H: -- | N: 2-1 | A: 1-1

12/18/76 N L, 88-108

1/2/84 N W, 50-41

12/30/94 N W, 52-49

11/22/14 A L, 64-69

11/24/19 A W, 61-60 (OT)

Miami (Fla.)

O: 1-2 | H: -- | N: 1-1 | A: 0-1

11/24/84 N W, 81-74

11/24/99 A L, 66-83

11/23/03 N L, 81-90

Miami (Ohio)

O: 11-9 | H: 7-2 | N: 1-1 | A: 4-6

1972 N N/A

February, 1973 N W, 51-38

2/23/74 H W, 66-45

2/5/75 A W, 61-59

1/29/76 H W, 86-59

2/9/77 A W, 72-49

2/16/78 H W, 77-64

1/10/79 A L, 77-84 (OT)

1/15/80 H W, 69-68

12/11/97 A L, 59-70

11/21/98 H W, 83-69

11/17/10 H L, 59-76

12/10/11 A L, 55-60

11/9/12 H W, 73-63 (OT)

11/8/13 A W, 59-55

11/24/15 A W, 77-72 (OT)

12/20/16 N L, 54-65

11/13/18 A L, 44-60

11/20/19 H L, 57-75

12/12/21 A L, 62-80

12/2/22 A L, 68-73

12/6/23 H W, 85-55

Middle Tennessee

O: 14-36 | H: 7-13 | N: 3-3 | A: 4-20

Feb., 1974 N W, 61-47

2/3/78 A L, 67-94

1/8/79 A L, 61-75

2/8/79 N W, 85-84

1/31/80 A L, 54-70

2/23/80 H L, 54-56

12/12/81 H L, 72-77

2/27/82 A L, 55-62

12/18/82 H L, 69-72 (OT)

3/5/83 A L, 66-73

1/14/84 H W, 49-46

2/18/84 A L, 58-78

1/14/85 A L, 69-77

2/18/85 H L, 63-67

1/20/86 H L, 78-87

2/22/86 A L, 85-99

1/19/87 A L, 62-84

2/21/87 H L, 63-104

2/1/88 H L, 63-87

2/13/88 A L, 75-84

1/21/89 A W, 84-65

2/20/89 H L, 75-81

1/29/90 H L, 74-79

2/10/90 A W, 72-69

1/19/91 H W, 69-52

2/18/91 A L, 80-81

3/4/91 N L, 84-93

1/27/92 A L, 59-69

2/8/92 H W, 82-75

3/9/92 N W, 72-67

1/11/93 A L, 62-76

2/22/93 H L, 66-80

3/8/93 N L, 74-87

1/22/94 H L, 66-72

2/28/94 A L, 71-89

1/21/95 A L, 61-91

2/26/95 H W, 83-72

1/21/96 H L, 55-74

2/17/96 A L, 67-80

1/4/97 H W, 91-73

2/2/97 A W, 70-61

1/26/98 H W, 80-79 (OT)

2/19/98 A W, 63-61

2/28/98 N L, 62-72

1/23/99 A L, 68-94

2/20/99 H L, 71-81

1/6/00 H W, 90-70

2/3/00 A L, 74-82

11/26/05 A L, 66-77

Midway (Ky.)

O: 1-0 | H: 1-0 | N: -- | A: --

11/23/22 H W, 88-57

Milwaukee

O: 0-1 | H: -- | N: 0-1 | A: --

11/25/12 N L, 64-68

Mississippi Gulf Coast CC

O: 0-1 | H: -- | N: 0-1 | A: --

12/17/76 N L, 66-68

Mississippi Valley State

O: 0-1 | H: -- | N: 0-1 | A: --

11/30/13 N L, 58-68

Missouri

O: 0-2 | H: -- | N: -- | A: 0-2

12/7/90 A L, 49-72

12/3/94 A L, 71-107

Missouri State

O: 2-2 | H: 1-0 | N: -- | A: 1-2

3/13/02 A W, 72-65 (OT)

12/5/04 A L, 81-91

12/5/13 H W, 65-61

12/5/15 A L, 63-87

Morehead State

O: 58-45 | H: 33-16 | N: 5-3 | A: 20-26

1972 N W, 59-44

January, 1973 N W, 57-28

Feb., 1974 N W, 48-42

1/22/75 H W, 75-28

1/13/76 A W, 83-60

1/22/77 H L, 69-81

3/4/77 N L, 64-86

1/11/78 H W, 71-64

1/28/78 A L, 84-93

12/4/78 A L, 77-115

1/27/79 H L, 86-95 (OT)

2/9/79 N L, 72-91

1/24/80 A L, 52-63

2/5/80 H L, 65-70

2/28/80 N L, 59-90

1/22/81 H W, 75-72 (OT)

2/19/81	A	L, 65-84
2/28/81	A	L, 72-83
1/23/82	A	L, 68-87
2/20/82	H	L, 69-80
1/15/83	H	L, 65-77
2/12/83	A	L, 63-68
2/4/84	H	L, 50-51
3/1/84	A	W, 64-51
1/7/85	H	W, 65-58
2/2/85	A	L, 61-65
2/1/86	A	L, 52-77
3/1/86	H	L, 71-81
1/31/87	A	L, 54-83
2/28/87	H	W, 87-66
1/11/88	H	W, 79-78
2/6/88	A	L, 86-93
1/9/89	A	L, 69-75
2/6/89	H	L, 71-76
1/10/90	H	W, 78-60
2/5/90	A	W, 89-82
1/8/91	A	L, 83-84
2/2/91	H	W, 83-69
1/8/92	H	W, 82-70
2/3/92	A	L, 83-86
1/28/93	A	W, 72-60
2/11/93	H	L, 106-110 (OT)
1/29/94	H	W, 70-66
2/24/94	A	W, 71-49
1/3/95	H	W, 85-71
1/30/95	A	W, 103-90
1/24/96	A	L, 53-58
2/8/96	H	W, 79-52
1/16/97	A	W, 92-57
2/13/97	H	W, 66-61
2/28/97	N	W, 67-47
1/17/98	A	W, 87-70
2/14/98	H	W, 73-61
1/16/99	H	W, 76-72
12/4/99	A	W, 94-91
1/18/00	H	W, 82-67
1/16/01	A	W, 85-79
2/5/01	H	W, 99-78
2/27/01	H	L, 89-92
1/19/02	A	W, 90-78
2/16/02	H	W, 85-74
1/18/03	H	W, 85-73
2/17/03	A	L, 80-86
2/5/04	A	W, 74-63
2/26/04	H	W, 60-45
2/1/05	H	W, 79-57

2/24/05	A	W, 85-64
1/12/06	A	L, 58-62
2/6/06	H	W, 67-60
1/11/07	H	L, 88-91 (20T)
2/1/07	A	L, 72-82
1/10/08	A	L, 50-77
2/26/08	H	L, 65-68
1/24/09	A	L, 46-63
2/21/09	H	L, 48-70
1/23/10	H	L, 58-59
2/10/10	A	W, 79-67
1/22/11	A	L, 56-69
2/19/11	H	L, 62-71
1/14/12	A	L, 58-68
2/11/12	H	W, 78-68
1/12/13	H	W, 62-52
2/9/13	A	W, 66-64
1/11/14	A	W, 79-78
2/8/14	H	W, 69-66 (OT)
1/31/15	A	L, 58-76
2/21/15	H	W, 70-64
1/30/16	H	W, 100-93 (OT)
2/20/16	A	W, 89-77
1/21/17	A	L, 54-80
2/11/17	H	W, 65-58
3/1/17	N	W, 73-67
2/10/18	H	W, 59-56
2/24/18	A	L, 51-62
2/16/19	A	L, 52-68
3/2/19	H	L, 61-64
2/13/20	A	W, 68-47
2/29/20	H	W, 64-58
12/11/20	A	W, 50-49
12/14/20	H	W, 74-59
12/15/21	A	W, 66-43
11/13/22	H	W, 64-55

Morgan State

O: 1-0 | H: -- | N: 1-0 | A: --

11/25/16	N	W, 66-58
----------	---	----------

Mount St. Joseph (Ohio)

O: 2-0 | H: 1-0 | N: -- | A: 1-0

2/21/80	A	W, 88-72
2/12/81	H	W, 103-74

Murray State

O: 58-35 | H: 27-15 | N: 4-1 | A: 27-19

March, 1972	H	W, 53-50
3/3/73	N	W, 68-42

1/18/74	A	W, 63-49
3/2/74	N	W, 55-37
1/17/75	A	W, 56-47
1/23/76	H	W, 69-46
12/11/76	A	W, 95-60
12/6/77	A	L, 57-60
2/13/78	H	W, 82-74
1/15/79	H	L, 70-80
2/12/79	A	W, 78-71
1/12/80	A	W, 65-64
2/9/80	H	W, 57-53
2/7/81	A	W, 95-75
1/16/82	A	W, 59-53
2/13/82	H	W, 90-80
12/17/82	H	W, 76-70
3/4/83	A	W, 65-63
3/8/83	N	L, 56-58
1/19/84	A	W, 61-55
2/23/84	H	W, 83-67
1/19/85	H	W, 71-55
2/23/85	A	W, 82-69
1/25/86	A	L, 68-89
2/10/86	H	W, 78-69
1/24/87	H	L, 76-78
2/9/87	A	L, 48-72
1/16/88	A	L, 69-94
2/22/88	H	L, 74-101
1/16/89	H	L, 63-66 (OT)
2/25/89	A	L, 63-101
1/15/90	A	W, 88-86
2/24/90	H	L, 82-86
1/28/91	H	W, 90-67
2/9/91	A	L, 65-90
1/25/92	A	W, 82-69
2/10/92	H	W, 83-76
1/23/93	A	W, 79-66
2/13/93	H	W, 108-102
1/9/94	H	W, 91-76
2/5/94	A	W, 82-58
1/9/95	A	W, 92-59
2/4/95	H	W, 90-55
1/13/96	A	W, 72-53
2/11/96	H	W, 89-41
1/18/97	H	W, 71-45
2/17/97	A	W, 60-58
12/8/97	A	W, 71-56
1/14/98	H	W, 69-56
12/5/98	H	W, 83-71
2/2/99	A	L, 55-77
1/20/00	H	L, 67-72 (OT)

2/17/00	A	L, 83-94
2/29/00	A	L, 61-67
1/20/01	A	W, 85-63
2/17/01	H	W, 88-73
1/26/02	H	L, 70-75
2/21/02	A	W, 74-58
2/26/02	H	W, 76-59
1/25/03	A	W, 69-60
2/24/03	H	L, 68-71
1/10/04	H	W, 75-74
1/29/04	A	L, 56-81
1/8/05	A	W, 88-78
1/27/05	H	W, 85-73
3/1/05	H	W, 94-69
12/8/05	A	W, 75-70
2/9/06	H	L, 71-79
12/7/06	H	L, 75-89
2/8/07	A	L, 62-75
2/27/07	A	L, 66-68
12/6/07	A	L, 66-77
2/7/08	H	W, 79-76
12/4/08	H	L, 61-73
2/28/09	A	L, 60-80
12/3/09	A	W, 58-54
2/27/10	H	L, 64-79
12/2/10	H	W, 83-73
2/26/11	A	L, 56-65
1/9/12	A	W, 62-61
12/31/12	A	W, 69-49
3/6/13	N	W, 62-51
12/30/13	H	W, 86-72
1/22/15	A	W, 64-59
1/20/16	H	W, 72-60
3/4/16	N	W, 63-52
2/6/17	A	L, 64-70
1/27/18	A	L, 68-75
1/5/19	A	L, 63-81
2/14/19	H	L, 63-76
2/27/20	A	L, 65-66
2/6/21	H	L, 66-82

Nebraska

O: 0-2 | H: -- | N: 0-1 | A: 0-1

1/2/86	A	L, 75-80 (OT)
11/29/03	N	L, 75-78

Nicholls State

O: 1-0 | H: -- | N: 1-0 | A: --

12/1/89	N	W, 65-56
---------	---	----------

North Alabama

O: 3-2 | H: 2-1 | N: -- | A: 1-1

1/12/22	A	L, 86-88
2/17/22	H	L, 65-74
2/16/23	H	W, 76-63
1/20/24	H	W, 67-58
2/15/24	A	W, 84-57

North Carolina

O: 2-0 | H: 1-0 | N: 1-0 | A: --

1/28/77	H	W, 72-58
11/16/79	N	W, 62-57

North Carolina A&T

O: 1-0 | H: -- | N: 1-0 | A: --

12/19/99	N	W, 88-57
----------	---	----------

North Carolina State

O: 1-1 | H: -- | N: 1-1 | A: --

3/11/76	N	W, 88-82
12/20/15	N	L, 62-73

North Florida

O: 3-2 | H: 1-1 | N: 0-1 | A: 1-0

11/29/14	N	L, 45-62
1/22/22	H	L, 64-78
1/21/23	H	W, 71-41
3/1/23	A	W, 83-71
1/27/24	A	W, 79-56

Northern Arizona

O: 0-1 | H: -- | N: 0-1 | A: --

12/19/04	N	L, 64-85
----------	---	----------

Northern Kentucky

O: 6-11 | H: 4-3 | N: 1-1 | A: 1-7

2/28/75	N	W, 67-45
1/11/77	A	L, 51-61
12/17/77	H	W, 65-55
2/8/78	A	L, 76-89
12/1/78	A	L, 58-89
1/24/79	H	L, 70-77
3/1/79	N	L, 65-68
12/8/79	A	L, 66-74
1/22/80	H	L, 63-67
12/2/80	A	W, 71-67
1/21/81	H	L, 74-76
1/30/82	A	L, 61-74
2/5/83	H	W, 90-61
11/6/19	H	W, 69-62

11/14/21	A	L, 61-76
12/8/22	A	L, 69-79
11/11/23	H	W, 86-75

Northwestern

O: 0-1 | H: -- | N: -- | A: 0-1

12/22/20	A	L, 50-79
----------	---	----------

Ohio

O: 3-5 | H: 1-3 | N: -- | A: 2-2

1/7/80	A	W, 73-50
1/6/81	H	W, 83-72
2/22/82	A	W, 74-64
12/12/87	H	L, 71-82
12/6/12	A	L, 58-69
11/23/13	H	L, 52-60
11/28/17	H	L, 57-69
11/18/18	A	L, 60-100

Ohio Christian

O: 1-0 | H: 1-0 | N: -- | A: --

12/18/17	H	W, 69-45
----------	---	----------

Ohio State

O: 0-6 | H: 0-2 | N: -- | A: 0-4

2/4/75	H	L, 59-67
1/19/76	A	L, 66-69
2/26/77	H	L, 58-83
2/15/78	A	L, 61-81
2/17/79	A	L, 68-84
11/21/05	A	L, 38-85

Ohio Valley

O: 3-0 | H: 3-0 | N: -- | A: --

11/11/06	H	W, 97-39
11/14/08	H	W, 83-53
12/11/16	H	W, 88-30

Oklahoma

O: 0-1 | H: -- | N: 0-1 | A: --

11/17/06	N	L, 79-92
----------	---	----------

Oklahoma State

O: 0-1 | H: -- | N: -- | A: 0-1

12/22/08	A	L, 35-90
----------	---	----------

Oral Roberts

O: 0-1 | H: -- | N: 0-1 | A: --

12/31/82	N	L, 78-81
----------	---	----------

Penn

O: 1-0 | H: -- | N: 1-0 | A: --
 12/30/07 N W, 100-62

Pikeville

O: 2-0 | H: 2-0 | N: -- | A: --
 11/23/82 H W, 105-60
 12/18/21 H W, 56-49

Pittsburgh

O: 2-1 | H: 1-0 | N: -- | A: 1-1
 12/30/86 H W, 101-93
 11/25/88 A W, 82-79
 12/17/02 A L, 68-78

Presbyterian

O: 1-0 | H: 1-0 | N: -- | A: --
 11/30/12 H W, 61-43

Purdue Fort Wayne

O: 1-2 | H: 1-0 | N: 0-1 | A: 0-1
 12/29/01 H W, 93-74
 12/21/16 N L, 59-68
 3/20/24 A L, 75-83

Queens

O: 2-0 | H: 1-0 | N: -- | A: 1-0
 2/23/23 A W, 95-62
 2/8/24 H W, 88-67

Radford

O: 3-1 | H: 2-0 | N: 1-0 | A: 0-1
 12/11/80 H W, 84-65
 11/14/81 A L, 68-71
 12/17/00 N W, 92-79
 11/19/04 H W, 65-52

Richmond

O: 0-2 | H: 0-1 | N: -- | A: 0-1
 12/21/14 H L, 56-70
 11/15/15 A L, 62-81

Rider

O: 1-0 | H: -- | N: 1-0 | A: --
 11/19/22 N W, 85-64

Roanoke College

O: 1-0 | H: -- | N: 1-0 | A: --
 3/7/74 N W, 71-42

Rollins

O: 1-0 | H: -- | N: -- | A: 1-0
 1/2/89 A W, 84-70

Saint Francis (Pa.)

O: 1-0 | H: -- | N: 1-0 | A: --
 12/21/15 N W, 88-82

Saint Louis

O: 1-2 | H: 0-1 | N: 1-0 | A: 0-1
 12/17/93 N W, 82-61
 12/3/16 A L, 51-78
 11/9/18 H L, 43-70

Samford

O: 7-6 | H: 5-1 | N: -- | A: 2-5
 12/29/02 H W, 65-44
 1/24/04 A W, 92-82
 2/12/04 H W, 64-48
 1/22/05 H W, 61-55
 2/10/05 A W, 63-45
 1/21/06 H L, 68-71
 2/18/06 A L, 59-75
 1/20/07 A L, 56-59
 2/17/07 H L, 51-62
 1/19/08 H W, 72-45
 2/16/08 A L, 48-71
 3/4/08 A L, 56-69
 12/29/23 H W, 59-54

Shawnee State (Ohio)

O: 1-0 | H: 1-0 | N: -- | A: --
 2/1/89 H W, 90-62

Simmons College

O: 1-0 | H: 1-0 | N: -- | A: --
 12/4/23 H W, 94-38

SIU Edwardsville

O: 8-9 | H: 3-4 | N: 1-0 | A: 4-5
 1/19/09 A L, 44-54
 1/20/10 H W, 58-53
 1/17/11 A L, 60-61
 2/4/12 A L, 53-64
 2/23/12 H L, 55-66
 1/5/13 H L, 69-73 (OT)
 1/4/14 A W, 59-54
 1/17/15 H L, 61-71
 1/16/16 A L, 74-89
 1/5/17 H W, 75-63

3/3/17 N W, 61-58
 1/4/18 H L, 60-62
 2/2/19 A L, 55-74
 1/11/20 H W, 49-46
 2/8/20 A W, 68-38
 1/14/21 A W, 79-63
 11/9/23 A W, 74-72

South Carolina

O: 1-1 | H: -- | N: 1-1 | A: --
 3/9/73 N L, 53-60
 3/8/74 N W, 68-57

South Florida

O: 1-0 | H: 1-0 | N: -- | A: --
 12/5/81 H W, 86-60

Southeast Missouri

O: 34-20 | H: 18-10 | N: 1-0 | A: 15-10
 12/1/84 H W, 70-64
 1/20/92 A W, 79-57
 2/15/92 H W, 78-59
 1/25/93 A W, 66-60
 2/15/93 H W, 85-58
 1/8/94 H W, 74-58
 2/7/94 A W, 83-67
 1/7/95 A W, 86-79
 2/5/95 H W, 78-71
 1/6/96 H W, 79-73
 2/5/96 A L, 82-90
 1/11/97 A W, 71-55
 2/9/97 H W, 81-44
 1/5/98 H W, 97-58
 1/31/98 A W, 86-77
 2/24/98 H W, 92-75
 1/2/99 A L, 93-101 (OT)
 1/25/99 H W, 62-61
 1/29/00 A L, 66-87
 2/26/00 H W, 91-86 (OT)
 1/29/01 H W, 89-82
 2/22/01 A W, 91-82
 1/10/02 A W, 94-67
 2/9/02 H W, 82-73
 1/13/03 H W, 88-77
 2/8/03 A W, 81-75
 2/19/04 A L, 78-88
 2/17/05 H W, 66-62
 3/5/05 N W, 84-73 (20T)
 1/2/06 A L, 78-84
 2/11/06 H L, 86-87 (OT)

1/2/07	H	L, 62-64
2/10/07	A	L, 72-73
2/9/08	H	L, 67-72
2/23/08	A	L, 52-68
1/17/09	A	L, 54-71
2/12/09	H	L, 56-66
1/16/10	H	L, 41-43
2/11/10	A	W, 50-45
1/15/11	A	L, 58-74
2/10/11	H	L, 57-64
1/7/12	H	W, 52-37
2/2/13	A	W, 53-49
2/1/14	H	W, 75-56
1/10/15	A	W, 57-54
1/9/16	H	W, 56-55
12/31/16	A	W, 74-63
1/13/18	A	L, 55-69
2/22/18	H	L, 52-66
1/19/19	H	L, 42-52
2/1/20	H	L, 44-60
1/23/21	H	L, 55-61
2/18/21	A	W, 82-72
12/19/23	A	W, 57-48

Southeastern Louisiana

O: 1-1 | H: 1-0 | N: -- | A: 0-1

11/30/89	A	L, 73-85
1/8/90	H	W, 67-63

Southern

O: 1-0 | H: 1-0 | N: -- | A: --

12/29/04	H	W, 80-64
----------	---	----------

Southern Illinois

O: 0-2 | H: 0-1 | N: -- | A: 0-1

2/25/78	H	L, 61-68
2/24/79	A	L, 53-74

Southern Mississippi

O: 0-2 | H: -- | N: 0-1 | A: 0-1

11/30/85	N	L, 59-72
11/25/06	A	L, 76-81

Stephen F. Austin

O: 1-0 | H: -- | N: 1-0 | A: --

12/6/03	N	W, 84-73
---------	---	----------

Stetson

O: 2-5 | H: 1-2 | N: -- | A: 1-3

12/19/86	A	L, 77-79
12/15/87	H	L, 81-85
1/3/89	A	L, 98-102 (30T)
1/29/22	A	L, 52-70
1/5/23	H	W, 80-69
1/28/23	A	W, 83-70
1/31/24	H	L, 62-65

Syracuse

O: 0-1 | H: -- | N: 0-1 | A: --

12/1/07	N	L, 67-88
---------	---	----------

Tennessee

O: 1-10 | H: 0-4 | N: -- | A: 1-6

2/10/73	A	L, 42-53
1/15/74	A	L, 41-51
2/25/75	H	L, 70-100
2/11/76	A	W, 89-68
2/12/77	H	L, 70-84
2/22/78	A	L, 67-90
11/27/78	H	L, 67-91
12/19/87	A	L, 40-115
2/24/93	H	L, 58-95
11/27/22	A	L, 71-105
12/10/23	A	L, 63-72

Tennessee State

O: 45-26 | H: 25-8 | N: 3-0 | A: 17-18

1/4/88	A	W, 72-59
1/23/88	H	W, 86-74
1/23/89	A	W, 81-71
2/18/89	H	W, 74-64
1/20/90	H	L, 64-66
2/19/90	A	L, 57-62
1/14/91	A	L, 72-80
2/23/91	H	W, 75-49
1/13/92	H	W, 82-57
2/22/92	A	L, 85-89
1/17/93	H	W, 90-76
2/8/93	A	W, 84-65
1/13/94	A	L, 76-85
2/13/94	H	W, 83-79
1/14/95	H	W, 75-74 (OT)
2/13/95	A	L, 70-97
1/27/96	A	L, 62-67
2/25/96	H	W, 87-85
1/27/97	A	W, 74-72
2/22/97	H	W, 62-57

2/25/97	N	W, 69-60
1/10/98	A	L, 67-77
2/7/98	H	W, 81-72
1/7/99	H	W, 72-58
2/4/99	A	L, 60-70
1/15/00	A	W, 80-74
2/12/00	H	W, 74-61
1/11/01	H	W, 107-96
2/8/01	A	W, 106-99
1/5/02	H	W, 91-71
2/11/02	A	W, 84-68
1/4/03	A	W, 105-83
2/13/03	H	W, 82-77
2/9/04	H	W, 66-43
1/6/05	A	W, 68-67
2/3/05	A	W, 60-58
1/26/06	A	W, 68-63
2/25/06	H	W, 78-68
1/25/07	H	W, 88-49
2/24/07	A	W, 80-71
1/24/08	A	L, 85-104
3/1/08	H	L, 66-68
1/3/09	A	L, 52-61
1/31/09	H	L, 56-67
1/2/10	H	W, 64-56
1/31/10	A	L, 54-61
12/21/10	A	L, 52-61
1/29/11	H	W, 91-86 (20T)
12/31/11	H	W, 79-59
2/1/12	A	W, 73-66
2/29/12	N	W, 70-55
1/28/13	H	W, 62-54
3/2/13	A	L, 66-69
1/27/14	A	L, 63-78
3/1/14	H	L, 64-76
3/6/14	N	W, 79-75
2/5/15	H	L, 62-68
2/14/15	A	L, 74-86
2/3/16	A	W, 70-66
2/13/16	H	W, 78-67
1/14/17	H	W, 66-62
2/18/17	A	L, 64-78
2/3/18	H	L, 58-59
2/17/18	A	L, 58-69 (OT)
1/10/19	A	L, 38-60
2/9/19	H	L, 31-57
1/18/20	A	W, 61-55
2/20/20	H	L, 64-67
2/13/21	A	W, 74-62
2/27/21	H	W, 69-64

12/15/23 A W, 79-69

Tennessee Tech

O: 44-26 | H: 25-8 | N: 3-0 | A: 16-18

Feb., 1974 A L, 57-63

3/6/74 N L, 53-59

1/18/75 N L, 47-88

3/13/76 N L, 80-91

1/20/77 A L, 60-81

2/23/77 H L, 66-79

1/21/78 A L, 69-85

2/20/78 H L, 73-78

1/20/79 H L, 84-94

2/10/79 N L, 73-82

2/19/79 A L, 59-94

1/17/80 A L, 60-82

2/17/81 H L, 67-87

12/10/81 H W, 80-78

2/25/82 A L, 73-92

1/27/83 A L, 57-68

2/25/83 H L, 64-68

1/12/84 H L, 51-62

2/16/84 A L, 78-81 (OT)

3/6/84 N L, 64-70

1/12/85 A L, 66-75

2/16/85 H L, 62-67

3/5/85 N L, 65-72

1/18/86 H L, 52-82

2/24/86 A L, 70-97

1/17/97 A L, 73-100

2/23/87 H L, 77-95

1/30/88 H W, 85-70

2/15/88 A L, 66-84

1/28/89 A L, 66-90

2/13/89 H L, 72-73

1/27/90 H L, 68-88

2/12/90 A L, 63-82

1/12/91 A L, 55-75

2/25/91 H W, 70-59

1/11/92 H W, 67-64

2/24/92 A L, 60-70

3/10/92 N L, 74-81

1/9/93 A L, 59-68

2/20/93 H L, 75-84

1/23/94 H W, 78-67

2/26/94 A L, 60-71

1/23/95 A W, 71-62

2/25/95 H L, 63-64

3/5/95 N L, 59-63

1/29/96 A L, 67-74

2/24/96 H W, 70-51

3/2/96 N W, 68-56

1/5/97 H W, 75-72

2/1/97 A L, 77-82

3/1/97 N W, 69-65

1/24/98 H W, 97-92 (30T)

2/21/98 A L, 71-81

1/21/99 A W, 76-71

2/18/99 H L, 69-86

1/8/00 H L, 72-88

2/5/00 A L, 54-87

1/4/01 A L, 72-79

2/1/01 H L, 66-84

1/3/02 H W, 71-64

2/4/02 A W, 73-68

1/6/03 A W, 80-71

2/15/03 H W, 72-63

3/4/03 H L, 65-67

1/17/04 H W, 75-69

3/5/04 N W, 85-74

1/15/05 A L, 57-65

1/5/05 H L, 61-72

2/4/06 A L, 48-73

1/4/07 A L, 50-84

2/4/07 H L, 64-65

1/5/08 H W, 74-62

2/2/08 A L, 64-77

1/10/09 H W, 66-50

2/5/09 A L, 64-82

1/9/10 A L, 47-75

2/4/10 H W, 61-60

1/8/11 H L, 69-78

2/3/11 A L, 49-56

1/28/12 H L, 61-84

2/18/12 A L, 51-66

3/1/12 N L, 65-81

2/18/13 H W, 61-55

2/28/13 A L, 47-67

2/17/14 A W, 74-70

2/27/14 H L, 74-76

1/24/15 A W, 97-93 (OT)

2/28/15 H L, 71-84

1/23/16 H L, 72-77

2/27/16 A W, 71-67 (OT)

1/28/17 A L, 51-53

2/25/17 H W, 78-65

12/30/17 A W, 76-68

1/18/18 H W, 55-53

1/26/19 N L, 68-81

2/21/19 A L, 57-77

1/2/20 H L, 42-60

1/25/20 A L, 82-87 (20T)

1/9/21 H W, 73-65

1/28/21 A L, 58-74

Tennessee-Martin

O: 31-27 | H: 17-10 | N: 2-3 | A: 12-14

Feb., 1974	N	W, 52-51
1/4/92	A	W, 98-59
2/12/92	H	W, 83-68
1/30/93	H	W, 92-61
2/27/93	A	W, 95-76
1/15/94	A	W, 92-77
2/20/94	H	W, 85-69
1/28/95	H	W, 78-76
2/18/95	A	W, 83-75
3/4/95	N	W, 80-76
1/15/96	A	L, 67-70
2/10/96	H	W, 69-60
1/19/97	H	W, 77-61
2/15/97	A	W, 77-69
12/6/97	A	W, 64-58
2/4/98	H	W, 78-72
12/3/98	H	L, 77-88
1/12/99	A	L, 74-83
2/23/99	N	L, 87-102
1/22/00	H	W, 89-83
2/19/00	A	L, 70-92
1/18/01	A	W, 86-68
2/15/01	H	W, 81-73
1/24/02	H	W, 90-77
2/23/02	A	L, 78-82 (OT)
1/27/03	A	L, 62-70
2/22/03	H	L, 80-88
1/8/04	H	W, 63-56
1/31/04	A	L, 55-66
1/29/05	H	W, 73-63
12/1/05	H	W, 60-58
1/30/06	A	L, 49-58
12/20/06	A	W, 55-50
1/29/07	H	W, 64-49
12/19/07	H	W, 64-54
2/21/08	A	W, 68-53
12/6/08	H	W, 58-52
2/26/09	A	W, 63-60
12/5/09	A	W, 56-53
2/25/10	H	L, 54-62
3/2/10	A	L, 47-51
12/4/10	H	L, 46-61
2/24/11	A	L, 57-75
1/21/12	H	L, 61-84
2/4/13	A	L, 60-75
3/7/13	N	L, 63-78
2/3/14	H	L, 65-87
3/7/14	N	L, 45-97

1/8/15	A	L, 63-76
1/7/16	H	W, 70-61
2/4/17	A	L, 56-66
1/11/18	A	L, 49-77
2/8/18	H	L, 54-72
1/17/19	H	L, 61-87
1/30/20	H	L, 50-65
1/21/21	H	L, 39-65
2/20/21	A	L, 62-81

Texas A&M

O: 0-1 H: -- N: 0-1 A: --		
11/18/00	N	L, 88-96

Thomas More (Ky.)

O: 1-0 H: 1-0 N: -- A: --		
11/30/93	H	W, 122-48

Towson

O: 1-0 H: -- N: 1-0 A: --		
11/27/09	N	W, 54-50

Transylvania

O: 1-0 H: 1-0 N: -- A: --		
11/11/21	H	W, 74-51

Troy

O: 1-0 H: -- N: 1-0 A: --		
12/21/02	N	W, 82-71

Tulane

O: 1-0 H: -- N: -- A: 1-0		
12/2/89	A	W, 71-68

UAB

O: 1-1 H: -- N: 1-0 A: 0-1		
12/31/94	A	L, 69-77
11/18/23	N	W, 68-64

UNC Asheville

O: 3-1 H: 2-0 N: -- A: 1-1		
<u>12/3/90</u>	H	W, 94-68
<u>2/28/91</u>	A	W, 96-80
<u>11/17/12</u>	H	W, 67-47
<u>11/16/13</u>	A	L, 63-71

UNC Greensboro

O: 1-1 H: 1-0 N: -- A: 0-1		
12/28/16	A	L, 66-81
11/18/17	H	W, 70-59

UNC Wilmington

O: 0-2 H: -- N: 0-1 A: 0-1		
12/18/99	A	L, 59-64
12/16/00	N	L, 70-87

Union College (Ky.)

O: 2-0 H: 2-0 N: -- A: --		
11/22/21	H	W, 120-53
12/20/22	H	W, 103-48

Utah

O: 0-1 H: -- N: 0-1 A: --		
11/19/23	N	L, 72-117

Valparaiso

O: 2-0 H: -- N: 2-0 A: --		
12/14/01	N	W, 70-55
11/23/07	N	W, 66-64

Vanderbilt

O: 0-6 H: -- N: 0-1 A: 0-5		
3/12/82	N	L, 78-88
11/26/91	A	L, 54-74
1/3/96	A	L, 55-97
11/9/01	A	L, 62-91
11/19/08	A	L, 38-80
12/15/19	A	L, 69-75

Vincennes

O: 1-0 H: -- N: -- A: 1-0		
2/24/76	A	W, 99-59

Wake Forest

O: 0-1 H: -- N: 0-1 A: --		
12/31/83	N	L, 48-69

West Virginia

O: 2-4 H: 1-0 N: 0-1 A: 1-3		
11/21/80	H	W, 97-69
11/28/81	A	W, 73-65
12/8/09	A	L, 40-60
11/15/14	A	L, 42-67
11/24/18	N	L, 39-81
12/15/18	A	L, 29-78

West Virginia State

O: 2-0 H: 2-0 N: -- A: --		
12/7/10	H	W, 75-66
12/18/12	H	W, 68-43

West Virginia Tech

O: 2-0 | H: 2-0 | N: -- | A: --

12/6/00	H	W, 119-63
11/17/07	H	W, 90-59

West Virginia Wesleyan

O: 1-0 | H: -- | N: 1-0 | A: --

11/23/02	N	W, 110-59
----------	---	-----------

Western Carolina

O: 13-4 | H: 6-1 | N: 5-1 | A: 2-2

3/11/72	N	L, 50-72
3/6/75	N	W, 60-56
12/8/78	N	W, 78-56
1/19/80	H	W, 80-63
1/28/87	H	W, 77-69
1/7/89	A	L, 71-78
2/28/92	H	W, 110-56
2/1/95	A	W, 93-79
11/29/95	H	W, 78-67
12/21/97	N	W, 84-66
12/17/03	H	W, 93-71
11/22/04	A	L, 60-73
12/2/06	N	W, 83-66
11/28/14	N	W, 71-62
11/21/15	H	W, 91-62
11/22/16	H	L, 61-72
11/15/17	A	W, 62-59

Western Kentucky

O: 6-20 | H: 3-11 | N: 1-0 | A: 2-9

2/2/74	H	W, 91-50
2/8/75	H	W, 77-67
1/10/76	A	W, 73-59
3/3/76	N	W, 81-71
1/25/77	H	L, 62-67
2/6/78	A	W, 94-85
2/24/78	H	L, 58-60
1/29/79	A	L, 66-90
2/5/79	H	L, 62-80
1/26/80	H	L, 56-66
2/2/80	H	L, 69-77
1/19/81	A	L, 63-91
1/29/81	H	W, 83-75
1/9/82	H	L, 87-89 (20T)
2/4/82	A	L, 61-71
12/8/84	H	L, 60-70
1/2/85	A	L, 63-71
2/3/87	A	L, 57-107
2/4/88	H	L, 65-103

2/16/89	A	L, 68-96
2/16/91	H	L, 57-84
11/23/91	A	L, 48-80
11/23/08	H	L, 54-80
11/14/09	A	L, 54-75
12/16/15	A	L, 60-76
11/30/16	H	L, 63-90

Western Michigan

O: 2-3 | H: 0-1 | N: 1-1 | A: 1-1

12/2/94	N	W, 89-66
12/31/10	H	L, 58-66
11/20/11	A	W, 71-60
11/26/16	N	L, 59-74
11/28/18	A	L, 53-64

Winthrop

O: 0-1 | H: -- | N: 0-1 | A: --

3/10/73	N	L, 58-65
---------	---	----------

William Penn

O: 0-1 | H: -- | N: 0-1 | A: --

Feb., 1977	N	L, 71-83
------------	---	----------

Wisconsin

O: 1-0 | H: -- | N: 1-0 | A: --

11/27/83	N	W, 63-61
----------	---	----------

Wisconsin-Green Bay

O: 0-1 | H: -- | N: 0-1 | A: --

11/29/86	N	L, 85-94
----------	---	----------

Wisconsin-LaCrosse

O: 0-1 | H: -- | N: 0-1 | A: --

Feb., 1977	N	L, 78-82
------------	---	----------

Wofford

O: 1-1 | H: 0-1 | N: -- | A: 1-0

12/13/98	A	W, 83-82 (OT)
11/20/99	H	L, 84-100

Wright State

O: 6-6 | H: 2-3 | N: -- | A: 4-3

2/8/89	A	W, 62-59
2/3/90	H	W, 84-68
12/5/90	A	W, 83-45
11/22/91	H	W, 81-54
12/10/94	A	L, 60-67
12/5/95	H	L, 63-66
12/4/96	A	W, 76-51

12/1/03	A	W, 74-69
11/25/08	H	L, 47-53
11/19/09	A	L, 44-65
12/13/15	H	L, 69-71
12/19/16	A	L, 73-85

Xavier

O: 6-6 | H: 2-2 | N: 1-0 | A: 3-4

2/24/81	A	W, 104-58
2/9/82	H	W, 86-70
1/11/83	A	W, 74-65
12/11/90	H	W, 89-65
12/10/91	A	L, 64-78
1/2/94	N	W, 81-78
11/28/98	A	L, 89-105
12/11/99	H	L, 83-94
12/6/05	A	L, 49-82
11/12/11	A	L, 61-66
12/8/19	A	W, 56-55
11/27/21	H	L, 60-73

Youngstown State

O: 6-8 | H: 3-3 | N: 0-1 | A: 3-4

11/30/80	N	L, 64-78
2/14/81	A	L, 76-80
2/18/83	A	W, 69-68
1/28/84	A	W, 75-63
2/11/84	H	W, 73-67
1/27/85	H	W, 77-54
2/11/85	A	W, 80-69
1/13/86	A	L, 72-82
2/15/86	H	L, 78-86
1/12/87	H	W, 81-80
2/14/87	A	L, 78-91
1/25/88	H	L, 73-88
2/27/88	A	L, 65-90
12/3/19	H	L, 63-72



YEAR-BY-YEAR RECORDS

1971-72

Record: 8-4

Coach: Paula Welch

KWIC Tournament Champions

Date	Opponent	W/L	EKU	OPP
	Home: 5-0 Away: 0-0 Neutral: 0-1			
	CINCINNATI	W	53	34
	Morehead State	W	59	44
	Miami (Ohio)			
2/13	DAYTON	W(OT)	54	45
March	CENTRE COLLEGE+	W	65	22
March	LOUISVILLE+	W	86	19
March	MURRAY STATE+	W	53	50
3/11	vs. Western Carolina&	L	50	72
+ KWIC State Tournament (Richmond, Ky.)				
& AIAW Region II Tournament (Boone, N.C.)				

1972-73

Record: 13-3

Coach: Ellen Johns & Jaevne Young

KWIC Tournament Champions

Date	Opponent	W/L	EKU	OPP
	Home: 2-0 Away: 1-1 Neutral: 5-2			
1/27	CINCINNATI	W	58	39
-	Berea College	W	56	22
-	Louisville	W	51	36
-	Morehead State	W	57	28
2/10	at Tennessee	L	42	53
-	Kentucky	W	58	39
-	Miami (Ohio)	W	51	38
2/20	MARSHALL	W	45	28
2/26	at Dayton	W	65	36
3/2	vs. Louisville+	W	60	28
3/3	vs. Georgetown College+	W	64	34
3/3	vs. Murray State+	W	68	42
3/9	vs. South Carolina&	L	53	60
3/9	vs. Longwood College&	W	65	60
3/10	vs. High Point&	W	55	54
3/10	vs. Winthrop&	L	58	65
+ KWIC State Tournament (Lexington, Ky.)				
& AIAW Regional Tournament (Lexington, Ky.)				

1973-74

Record: 17-6

Coach: Paula Welch

KWIC Tournament Champions

Date	Opponent	W/L	EKU	OPP
	Home: 4-0 Away: 2-3 Neutral: 9-3			
1/15	at Tennessee	L	41	51
1/18	at Murray State	W	63	49
-	vs. Austin Peay+	W	48	39
-	vs. Memphis+	L	50	66
1/25	at Indiana	L	36	63
1/28	CINCINNATI	W	65	54
2/2	WESTERN KENTUCKY	W	91	50
2/8	DAYTON	W	52	45
-	Morehead State	W	48	42
-	vs. Middle Tennessee&	W	61	47
-	at Tennessee Tech&	L	57	63
-	vs. Tennessee-Martin&	W	52	51
-	vs. Austin Peay&	W	57	34
2/19	at Marshall	W	38	36
2/21	Kentucky	W	56	50
2/23	MIAMI (OHIO)	W	66	45
3/1	vs. Kentucky%	W	72	42
-	vs. Louisville%	W	66	31
3/2	vs. Murray State%	W	55	37
3/6	vs. Tennessee Tech@	L	53	59
3/7	vs. Roanoke College@	W	71	42
3/8	vs. South Carolina@	W	68	57

3/9 vs. Elon@ L 61 64
 + at Murray, Ky.
 & Tennessee Tech Tournament (Cookeville, Tenn.)
 % KWIC State Tournament (Morehead, Ky.)
 @ AIAW Regional Tournament (Harrisonburg, Va.)

1974-75

Record: 14-6

Coach: Terry Hall

KWIC Tournament Champions

Date	Opponent	W/L	EKU	OPP
	Home: 4-2 Away: 7-1 Neutral: 3-3			
1/10	at Bellarmine	W	74	44
1/11	at Louisville	W	76	62
1/17	at Murray State	W	56	47
1/18	vs. Tennessee Tech+	L	47	88
1/18	vs. Memphis+	L	73	74
1/22	MOREHEAD STATE	W	75	28
1/25	at Cincinnati	W	74	68
1/29	at Kentucky	W	63	54
2/4	OHIO STATE	L	59	67
2/5	at Miami (Ohio)	W	61	59
2/8	WESTERN KENTUCKY	W	77	67
2/11	KENTUCKY	W	74	54
2/13	at Dayton	W	59	53
2/18	MARSHALL	W	66	59
2/22	at Belmont	L	62	81
2/25	TENNESSEE	L	70	100
2/28	vs. Northern Kentucky&	W	67	45
3/1	vs. Kentucky&	W	60	49
3/6	vs. Western Carolina%	W	60	56
3/7	vs. Memphis%	L	63	100
+ at Murray, Ky.				
& KWIC State Tournament (Murray, Ky.)				
% AIAW Region II Tournament (Elon, N.C.)				

--- Leading Scorer ---

Sharon Coppock (14.2 ppg)

1975-76

Record: 17-3

Coach: Shirley Duncan

KWIC Tournament Champions

Date	Opponent	W/L	EKU	OPP
	Home: 5-1 Away: 7-1 Neutral: 5-1			
1/10	at Western Kentucky	W	73	59
1/13	at Morehead State	W	83	60
1/17	CINCINNATI	W	86	76
1/19	at Ohio State	L	66	69
1/23	MURRAY STATE	W	69	46
1/24	INDIANA	W	82	65
1/29	MIAMI (OHIO)	W	86	59
1/31	DAYTON	W	79	38
2/6	at Louisville+	W	97	60
2/7	vs. Kentucky+	W	70	54
2/11	at Tennessee	W	89	68
2/14	at Kentucky	W	78	51
2/17	at Marshall	W	85	42
2/20	BELMONT	L	58	63
2/24	at Vincennes	W	99	59
3/2	vs. Louisville&	W	85	48
3/3	vs. Western Kentucky&	W	81	71
3/11	vs. North Carolina State%	W	88	82
3/12	vs. Appalachian State%	W	92	65
3/13	vs. Tennessee Tech%	L	80	91
+ Louisville Classic (Louisville, Ky.)				
& KWIC State Tournament (Lexington, Ky.)				
% AIAW Region II Tournament (Cullowhee, N.C.)				

--- Leading Scorer ---

Peggy Gay (Fr., G, 16.0 ppg)

1976-77

Record: 7-17

Coach: Shirley Duncan

Home: 2-5 Away: 4-6 Neutral: 1-6

Date	Opponent	W/L	EKU	OPP
12/11	at Murray State	W	95	60
12/17	vs. Miss. Gulf Coast CC+	L	66	68
12/17	vs. Central Missouri+	L	69	78
12/18	vs. Mercer+	L	88	108
1/11	at Northern Kentucky	L	51	61
1/15	at Belmont	L	63	79
1/18	at Cincinnati	W	80	72
1/20	at Tennessee Tech	L	60	81
1/22	MOREHEAD STATE	L	69	81
1/25	WESTERN KENTUCKY	L	62	67
1/28	NORTH CAROLINA	W	72	58
2/2	at Louisville	L	78	79
2/4	vs. Central Missouri&	W	83	81
-	vs. Wisconsin-La Crosse&	L	78	82
-	vs. William Penn&	L	71	83
2/9	at Miami (Ohio)	W	72	49
2/12	TENNESSEE	L	70	84
2/14	at Indiana	L	50	60
2/16	MARSHALL	W	81	45
2/19	at Dayton	W	85	60
2/23	TENNESSEE TECH	L	66	79
2/26	OHIO STATE	L	58	83
3/4	vs. Morehead State%	L	64	86
3/5	at Kentucky%	L	79	91
+ Mississippi University for Women Christmas Tournament (Columbus, Miss.)				
& Illinois State Redbird Invitational (Normal, Ill.)				
% KWIC State Tournament (Lexington, Ky.)				

1977-78

Record: 12-15 (5-5 OVC)

Coach: Shirley Duncan

Home: 9-5 Away: 3-9 Neutral: 0-1

Date	Opponent	W/L	EKU	OPP
12/3	KENTUCKY	L	73	79
12/6	at Murray State	L	57	60
12/13	at Louisville	L	63	76
12/17	NORTHERN KENTUCKY	W	65	55
1/7	DAYTON	L	82	85
1/9	JAMES MADISON	W	74	54
1/11	MOREHEAD STATE*	W	71	64
1/14	at Austin Peay*	W	77	52
1/21	at Tennessee Tech*	L	69	85
1/23	EAST TENNESSEE STATE*	W	84	73
1/25	at Kentucky	L	73	85
1/28	at Morehead State*	L	84	93
1/30	LOUISVILLE	W	75	72
2/1	at East Tennessee State*	W	89	85
2/3	at Middle Tennessee*	L	67	94
2/6	at Western Kentucky*	W	94	85
2/8	at Northern Kentucky	L	76	89
2/11	ILLINOIS STATE	W	88	75
2/13	MURRAY STATE	W	82	74
2/15	at Ohio State	L	61	81
2/16	MIAMI (OHIO)	W	77	64
2/18	INDIANA	W	83	62
2/20	TENNESSEE TECH*	L	73	78
2/22	at Tennessee	L	67	90
2/24	WESTERN KENTUCKY*	L	58	60
2/25	SOUTHERN ILLINOIS	L	61	68
3/2	vs. Louisville+	L	77	80

* Ohio Valley Conference Game

+ KWIC State Tournament (Lexington, Ky.)

--- Leading Scorer ---

Peggy Gay (Jr., G, 19.7 ppg)

1978-79

Record: 5-24 (2-8 OVC)

Coach: Shirley Duncan

Home: 2-10 Away: 2-13 Neutral: 1-1

Date	Opponent	W/L	EKU	OPP
11/27	TENNESSEE	L	67	91
11/29	at Indiana	W	60	56
12/1	at Northern Kentucky	L	58	89
12/4	at Morehead State*	L	77	115
12/8	vs. Western Carolina+	W	78	56
12/9	at James Madison+	L	56	57
1/5	at Kentucky	L	52	73
1/8	at Middle Tennessee*	L	61	75
1/10	at Miami (Ohio)	L(OT)	77	84
1/13	AUSTIN PEAY*	W	78	64
1/15	MURRAY STATE*	L	70	80
1/18	LOUISVILLE	L	64	79
1/20	TENNESSEE TECH*	L	84	94
1/22	KENTUCKY	L	54	76
1/24	NORTHERN KENTUCKY	L	70	77
1/27	MOREHEAD STATE*	L(OT)	86	95
1/29	at Western Kentucky*	L	66	90
2/1	at Louisville	L	68	76
2/5	WESTERN KENTUCKY*	L	62	80
2/8	MIDDLE TENNESSEE^	W	85	84
2/9	MOREHEAD STATE^	L	72	91
2/10	TENNESSEE TECH^	L	73	82
2/12	at Murray State*	W	78	71
2/14	at Dayton	L	57	74
2/17	at Ohio State	L	68	84
2/19	at Tennessee Tech*	L	59	94
2/23	at Illinois State	L	71	74
2/24	at Southern Illinois	L	53	74
3/1	vs. Northern Kentucky&	L	65	68

+ James Madison Invitational (Harrisonburg, Va.)

* Ohio Valley Conference Game

^ OVC Tournament (Richmond, Ky.)

& KWIC State Tournament (Bowling Green, Ky.)

--- Leading Scorer ---

Peggy Gay (Sr., G, 17.6 ppg)

1979-80

Record: 9-19 (1-5 OVC)

Coach: Dianne Murphy

Home: 4-9 Away: 4-8 Neutral: 1-2

Date	Opponent	W/L	EKU	OPP
11/16	vs. North Carolina+	W	62	57
11/17	at James Madison+	W	55	48
11/27	CINCINNATI	L	50	57
12/3	vs. Austin Peay&	L	65	66
12/8	at Northern Kentucky	L	66	74
12/17	at Kentucky	L	77	100
12/20	at Marshall	L	62	80
1/7	at Ohio	W	73	50
1/10	at Austin Peay*	L	50	68
1/12	at Murray State*	W	65	64
1/15	MIAMI (Ohio)	W	69	68
1/17	at Tennessee Tech*	L	60	82
1/19	WESTERN CAROLINA	W	80	63
1/22	NORTHERN KENTUCKY	L	63	67
1/24	at Morehead State*	L	52	63
1/26	WESTERN KENTUCKY*	L	56	66
1/29	KENTUCKY	L	60	92
1/31	at Middle Tennessee*	L	54	70
2/2	WESTERN KENTUCKY	L	69	77
2/5	MOREHEAD STATE	L	65	70
2/7	GEORGE MASON	W	68	61
2/9	MURRAY STATE	W	57	53
2/12	LOUISVILLE	L	51	53

2/16	DAYTON	L	58	72
2/18	at Louisville	L	57	85
2/21	at Mount St. Joseph	W	88	72
2/23	MIDDLE TENNESSEE	L	54	56
2/28	vs. Morehead State%	L	59	90

+ James Madison Invitational (Harrisonburg, Va.)
& OVC Tip-Off Tournament (Murfreesboro, Tenn.)
% KWIC State Tournament (Lexington, Ky.)**--- Leading Scorer ---**

Loretta Coughlin (Sr., G, 9.6 ppg)

1980-81

Record: 16-15 (2-4 OVC)

Coach: Dianne Murphy

Home: 9-6 Away: 6-8 Neutral: 1-1

Date	Opponent	W/L	EKU	OPP
11/21	WEST VIRGINIA	W	97	69
11/24	at Campbellsville	W	98	72
11/28	vs. Akron+	W	90	56
11/29	at Kent State+	L	65	72
11/30	vs. Youngstown State+	L	64	78
12/2	at Northern Kentucky	W	71	67
12/6	DAYTON	L	68	77
12/9	MARSHALL	W	70	46
12/11	RADFORD	W	84	65
12/13	at Bellarmine	W	91	45
12/20	at Louisville	W	75	66
1/6	OHIO	W	83	72
1/8	AUSTIN PEAY*	W	74	62
1/10	MURRAY STATE*	L	74	77
1/13	LOUISVILLE	W	77	68
1/19	at Western Kentucky*	L	63	91
1/21	NORTHERN KENTUCKY	L	74	76
1/22	MOREHEAD STATE*	W(OT)	75	72
1/27	KENTUCKY	L	62	79
1/29	WESTERN KENTUCKY	W	83	75
1/31	MIDDLE TENNESSEE*	L	51	79
2/3	at Kentucky	L	60	74
2/5	at Austin Peay	L	58	70
2/7	at Murray State	W	95	75
2/10	at Cincinnati	L	60	83
2/12	MOUNT SAINT JOSEPH	W	103	74
2/14	at Youngstown State	L	76	80
2/17	TENNESSEE TECH*	L	67	87
2/19	at Morehead State	L	65	84
2/24	at Xavier	W	104	58
2/28	at Morehead State&	L	72	83

+ Kent State Holiday Classic (Kent, Ohio)

& KWIC State Tournament

--- Leading Scorer ---

Lisa Goodin (Fr., G, 18.8 ppg)

1981-82

Record: 14-16 (4-8 OVC)

Coach: Dianne Murphy

Home: 9-4 Away: 5-11 Neutral: 0-1

Date	Opponent	W/L	EKU	OPP
11/14	at Radford	L	68	71
11/20	JOHN CARROLL	W	93	36
11/24	CAMPBELLVILLE	W	102	75
11/28	at West Virginia	W	73	65
12/4	CLEVELAND STATE+	W	76	52
12/5	SOUTH FLORIDA+	W	86	60
12/10	TENNESSEE TECH*	W	80	78
12/12	MIDDLE TENNESSEE*	L	72	77
12/19	at Marshall	W	82	61
1/4	at Florida A&M	L	78	80

1/9	WESTERN KENTUCKY*	L(2OT)	87	89
1/14	at Austin Peay*	L	72	77
1/16	at Murray State*	W	59	53
1/21	BELLARMINE	W	100	65
1/23	at Morehead State*	L	68	87
1/26	at Louisville	L	50	62
1/30	at Northern Kentucky	L	61	74
2/4	at Western Kentucky*	L	61	71
2/9	XAVIER	W	86	70
2/11	AUSTIN PEAY*	W	79	62
2/13	MURRAY STATE*	W	90	80
2/16	at Dayton	L	67	68
2/20	MOREHEAD STATE*	L	69	80
2/22	at Ohio	W	74	64
2/25	at Tennessee Tech*	L	73	92
2/27	at Middle Tennessee*	L	55	62
3/2	LOUISVILLE	L	65	72
3/9	at Tennessee-Chattanooga&	W	79	75
3/12	vs. Vanderbilt%	L	78	88
3/13	at East Tennessee%	L	50	86

+ EKU Invitational

* Ohio Valley Conference Game

& AIAW Southern Region Tournament (Chattanooga, Tenn.)

% AIAW Southern Region Tournament (Johnson City, Tenn.)

--- Leading Scorer ---

Lisa Goodin (So., G, 15.5 ppg)

1982-83

Record: 14-13 (4-6 OVC)

Coach: Dianne Murphy

Home: 8-5 Away: 5-6 Neutral: 1-2

Date	Opponent	W/L	EKU	OPP
11/23	PIKEVILLE	W	105	60
11/26	at Duke	L	57	74
12/2	BOWLING GREEN STATE	W	83	79
12/4	IUPUI	W	86	51
12/8	at Louisville	L	58	71
12/17	MURRAY STATE*	W	76	70
12/18	MIDDLE TENNESSEE*	L(OT)	69	72
12/31	vs. Oral Roberts+	L	78	81
1/2	vs. Appalachian State+	W	83	65
1/8	at Austin Peay*	W	65	64
1/11	at Xavier	W	74	65
1/15	MOREHEAD STATE*	L	65	77
1/19	DAYTON	L	52	75
1/22	at Cleveland State	L(OT)	79	81
1/27	at Tennessee Tech*	L	57	68
1/31	GEORGIA	L	54	68
2/4	AUSTIN PEAY*	W	55	54
2/5	NORTHERN KENTUCKY	W	90	61
2/8	KENTUCKY STATE	W	68	49
2/12	at Morehead State*	L	63	68
2/18	at Youngstown State	W	69	68
2/19	at Ashland	W	94	68
2/22	MARSHALL	W	88	71
2/25	TENNESSEE TECH*	L	64	68
3/4	at Murray State*	W	65	63
3/5	at Middle Tennessee*	L	66	73
3/8	vs. Murray State^	L	56	58

+ Dial Classic (Miami, Fla.)

* Ohio Valley Conference Game

^ OVC Tournament (Cookeville, Tenn.)

--- Leading Scorer ---

Lisa Goodin (Jr., G, 19.1 ppg)

Continued on next page

1983-84

Record: 17-11 (10-4 OVC)

Coach: Dianne Murphy

Home: 9-4 Away: 6-5 Neutral: 2-2

Date	Opponent	W/L	EKU	OPP
11/21	BELLARMINE	L(OT)	72	74
11/26	at Kentucky+	L	67	77
11/27	vs. Wisconsin+	W	63	61
12/2	EVANSVILLE&	W	82	66
12/3	DUKE&	W	46	44
12/6	XAVIER	W	70	65
12/10	at Kentucky State	L	52	56
12/17	at Bowling Green State	W	60	58
12/31	vs. Wake Forest%	L	48	69
1/2	vs. Mercer%	W	50	41
1/7	at Dayton	L	60	62
1/12	TENNESSEE TECH*	L	51	62
1/14	MIDDLE TENNESSEE*	W	49	46
1/19	at Murray State*	W	61	55
1/21	at Austin Peay*	W	68	58
1/24	CLEVELAND STATE	L	67	68
1/26	at Akron*	W	66	48
1/28	at Youngstown State*	W	75	63
2/1	LOUISVILLE	W	69	55
2/4	MOREHEAD STATE*	L	50	51
2/9	AKRON*	W	71	50
2/11	YOUNGSTOWN STATE*	W	73	67
2/16	at Tennessee Tech*	L(OT)	78	81
2/18	at Middle Tennessee*	L	58	78
2/23	MURRAY STATE*	W	83	67
2/25	AUSTIN PEAY*	W	68	60
3/1	at Morehead State*	W	64	51
3/6	vs. Tennessee Tech^	L	64	70

+ University of Kentucky Dial Classic (Lexington, Ky.)

& Colonel Holiday Classic

% Miami Masonic Classic (Miami, Fla.)

* Ohio Valley Conference Game

^ OVC Tournament (Murfreesboro, Tenn.)

--- Leading Scorer ---

Lisa Goodin (Sr., G, 15.5 ppg)

1984-85

Record: 18-10 (8-6 OVC)

Coach: Dianne Murphy

Home: 11-3 Away: 6-5 Neutral: 1-2

Date	Opponent	W/L	EKU	OPP
11/19	DAVIS & ELKINS	W	79	45
11/23	vs. Auburn+	L	54	71
11/24	vs. Miami (Fla.)+	W	81	74
11/28	DAYTON	W	72	59
12/1	SOUTHEAST MISSOURI	W	70	64
12/7	KENT STATE&	W	65	54
12/8	WESTERN KENTUCKY&	L	60	70
12/15	at Bellarmine	W	63	51
12/17	CAMPBELLSVILLE	W	80	63
1/2	at Western Kentucky	L	63	71
1/5	at Evansville	W	71	70
1/7	MOREHEAD STATE*	W	65	58
1/9	KENTUCKY STATE	W	78	44
1/12	at Tennessee Tech*	L	66	75
1/14	at Middle Tennessee*	L	69	77
1/19	MURRAY STATE*	W	71	55
1/21	AUSTIN PEAY*	W	72	67
1/26	AKRON*	W	71	63
1/27	YOUNGSTOWN STATE*	W	77	54
2/2	at Morehead State*	L	61	65
2/7	at Cleveland State	W	70	47
2/9	at Akron*	W	71	54
2/11	at Youngstown State*	W	80	69

2/16	TENNESSEE TECH*	L	62	67
2/18	MIDDLE TENNESSEE*	L	63	67
2/23	at Murray State*	W	82	69
2/25	at Austin Peay*	L(OT)	61	62
3/5	vs. Tennessee Tech^	L	65	72

+ Lady Sunshine Classic (Sanford, Fla.)

& Colonel Holiday Classic

* Ohio Valley Conference Game

^ OVC Tournament (Murfreesboro, Tenn.)

--- Leading Scorer ---

Tina Cottle (Sr., C, 15.5 ppg)

1985-86

Record: 8-17 (1-13 OVC)

Coach: Dianne Murphy

Home: 3-6 Away: 5-10 Neutral: 0-1

Date	Opponent	W/L	EKU	OPP
11/23	at Dayton	W	75	72
11/25	BELLARMINE	W	82	71
11/29	at Georgia State+	W(OT)	85	80
11/30	vs. Southern Mississippi+	L	59	72
12/4	at Kentucky State	W	78	57
12/6	CLEVELAND STATE	W	90	73
12/10	at Louisville	L	63	83
12/14	at Davis & Elkins	W	76	52
12/21	at Campbellsville	W	72	65
1/2	at Nebraska	L(OT)	75	80
1/5	at Kentucky	L	55	97
1/11	at Akron*	L(OT)	71	75
1/13	at Youngstown State*	L	72	82
1/18	TENNESSEE TECH*	L	52	82
1/20	MIDDLE TENNESSEE*	L	78	87
1/25	at Murray State*	L	68	89
1/27	at Austin Peay*	L	78	84
2/1	at Morehead State*	L	52	77
2/8	AUSTIN PEAY*	L	66	79
2/10	MURRAY STATE*	W	78	69
2/15	YOUNGSTOWN STATE*	L	78	86
2/17	AKRON*	L(OT)	76	77
2/22	at Middle Tennessee*	L	85	99
2/24	at Tennessee Tech*	L	70	97
3/1	MOREHEAD STATE*	L	71	81

+ Southern Invitational (Atlanta, Ga.)

* Ohio Valley Conference Game

--- Leading Scorer ---

Angela Fletcher (Sr., G, 18.0 ppg)

1986-87

Record: 9-18 (4-10 OVC)

Coach: George Cox

Home: 8-6 Away: 1-9 Neutral: 0-3

Date	Opponent	W/L	EKU	OPP
11/28	vs. Central Michigan+	L	75	101
11/29	vs. Wisconsin-Green Bay+	L	85	94
12/3	LOUISVILLE	L	85	90
12/6	at Bellarmine	L	51	77
12/9	KENTUCKY	L	56	88
12/12	ASHLAND	W	86	76
12/19	at Stetson&	L	77	79
12/20	vs. Louisiana-Lafayette&	L	71	77
12/30	PITTSBURGH	W	101	93
1/2	EAST TENNESSEE STATE	W	89	85
1/7	DAYTON	W(OT)	78	75
1/10	AKRON*	L	70	91
1/12	YOUNGSTOWN STATE*	W	81	80
1/17	at Tennessee Tech*	L	73	100
1/19	at Middle Tennessee*	L	62	84

1/24	MURRAY STATE*	L	76	78
1/26	AUSTIN PEAY*	W	83	68
1/28	WESTERN CAROLINA	W	77	69
1/31	at Morehead State*	L	54	83
2/3	at Western Kentucky	L	57	107
2/7	at Austin Peay*	W	90	80
2/9	at Murray State*	L	48	72
2/14	at Youngstown State*	L	78	91
2/16	at Akron*	L	62	65
2/21	MIDDLE TENNESSEE*	L	63	104
2/23	TENNESSEE TECH*	L	77	95
2/28	MOREHEAD STATE*	W	87	66

+ Shakey's Pizza Classic (Peoria, Ill.)

& Lady Hatter Classic (DeLand, Fla.)

* Ohio Valley Conference Game

--- Leading Scorer ---

Carla Coffey (Jr., F, 21.0 ppg)

1987-88

Record: 6-20 (5-9 OVC)

Coach: George Cox

Home: 4-8 Away: 2-10 Neutral: 0-2

Date	Opponent	W/L	EKU	OPP
12/1	at Kentucky	L	79	96
12/4	vs. Missouri-Kansas City+	L	73	94
12/5	vs. McNeese State+	L	58	82
12/12	OHIO	L	71	82
12/15	STETSON	L	81	85
12/19	at Tennessee	L	40	115
1/2	INDIANA	L	77	90
1/4	at Tennessee State*	W	72	59
1/6	at Dayton	L	62	72
1/9	at East Tennessee State	W	89	86
1/11	MOREHEAD STATE*	W	79	78
1/13	CINCINNATI	L	62	73
1/16	at Murray State*	L	69	94
1/18	at Austin Peay*	L	95	109
1/23	TENNESSEE STATE*	W	86	74
1/25	YOUNGSTOWN STATE*	L	73	88
1/28	at Louisville	L	88	108
1/30	TENNESSEE TECH*	W	85	70
2/1	MIDDLE TENNESSEE*	L	63	87
2/4	WESTERN KENTUCKY	L	65	103
2/6	at Morehead State*	L	86	93
2/13	at Middle Tennessee*	L	75	84
2/15	at Tennessee Tech*	L	66	84
2/20	AUSTIN PEAY*	W	81	71
2/22	MURRAY STATE*	L	74	101
2/27	at Youngstown State*	L	65	90

+ Ole Miss Dial Classic (Oxford, Miss.)

* Ohio Valley Conference Game

--- Leading Scorer ---

Cathy Snipes (Jr., C, 19.5 ppg)

Continued on next page

1988-89

Record: 12-14 (5-7 OVC)

Coach: Larry Joe Inman

Home: 5-5 Away: 6-9 Neutral: 1-0

Date	Opponent	W/L	EKU	OPP
11/25	at Pittsburgh+	W	82	79
11/26	vs. Eastern Michigan+	W	69	61
11/28	LOUISVILLE	W	68	55
11/30	at Marshall	L	63	78
12/5	at Cincinnati	L	53	76
12/7	at Bowling Green State	L	74	88
1/2	at Rollins	W	84	70
1/3	at Stetson	L(3OT)	98	102
1/7	at Western Carolina	L	71	78
1/9	at Morehead State*	L	69	75
1/11	KENTUCKY	L(OT)	77	83
1/14	AUSTIN PEAY*	W	68	66
1/16	MURRAY STATE*	L(OT)	63	66
1/21	at Middle Tennessee*	W	84	65
1/23	at Tennessee State*	W	81	71
1/28	at Tennessee Tech*	L	66	90
2/1	SHAWNEE STATE	W	90	62
2/6	MOREHEAD STATE*	L	71	76
2/8	at Wright State	W	62	59
2/11	EAST TENNESSEE STATE	W	71	59
2/13	TENNESSEE TECH*	L	72	73
2/16	at Western Kentucky	L	68	96
2/18	TENNESSEE STATE*	W	74	64
2/20	MIDDLE TENNESSEE*	L	75	81
2/25	at Murray State*	L	63	101
2/27	at Austin Peay*	W	90	89

+ Pittsburgh Lady Panther Invitational (Pittsburgh, Pa.)

* Ohio Valley Conference Game

--- Leading Scorer ---

LaTonya Fleming (Sr., G, 18.2 ppg)

1989-90

Record: 12-14 (6-6 OVC)

Coach: Larry Joe Inman

Home: 6-5 Away: 5-8 Neutral: 1-1

Date	Opponent	W/L	EKU	OPP
11/25	at Auburn+	L	54	95
11/26	vs. Grambling+	L	86	95
11/30	at Southeastern Louisiana	L	73	85
12/1	vs. Nicholls State&	W	65	56
12/2	at Tulane&	W	71	68
12/9	at Louisville	L(OT)	84	85
12/11	APPALACHIAN STATE	W	76	66
1/8	SOUTHEASTERN LA.	W	67	63
1/10	MOREHEAD STATE*	W	78	60
1/13	at Austin Peay*	W	80	79
1/15	at Murray State*	W	88	86
1/20	TENNESSEE STATE*	L	64	66
1/22	at Georgia	L	90	109
1/27	TENNESSEE TECH*	L	68	88
1/29	MIDDLE TENNESSEE*	L	74	79
1/31	at Kentucky	L	59	80
2/3	WRIGHT STATE	W	84	68
2/5	at Morehead State*	W	89	82
2/10	at Middle Tennessee*	W	72	69
2/12	at Tennessee Tech*	L	63	82
2/14	MARSHALL	W	82	67
2/17	at East Tennessee State	L	83	87
2/19	at Tennessee State*	L	57	62
2/21	CINCINNATI	L	51	52
2/24	MURRAY STATE*	L	82	86
2/26	AUSTIN PEAY*	W	82	51

+ Auburn Dial Classic (Auburn, Ala.)

& Tulane Green Wave Classic (New Orleans, La.)

* Ohio Valley Conference Game

--- Leading Scorer ---

Kelly Cowan (Jr., F, 15.8 ppg)

1990-91

Record: 14-13 (7-5 OVC)

Coach: Larry Joe Inman

Home: 9-2 Away: 4-8 Neutral: 1-3

Date	Opponent	W/L	EKU	OPP
11/23	vs. Canisius+	L	63	70
11/24	vs. Chicago State+	W	78	62
12/3	UNC ASHEVILLE	W	94	68
12/5	at Wright State	W	83	45
12/7	at Missouri&	L	49	72
12/8	vs. Howard&	L	55	59
12/11	XAVIER	W	89	65
12/15	LOUISVILLE	W	71	68
1/5	at Dayton	L	75	84
1/8	at Morehead State*	L	83	84
1/12	at Tennessee Tech*	L	55	75
1/14	at Tennessee State*	L	72	80
1/19	MIDDLE TENNESSEE*	W	69	52
1/23	at Cincinnati	W	86	50
1/26	AUSTIN PEAY*	W	76	58
1/28	MURRAY STATE*	W	90	67
2/2	MOREHEAD STATE*	W	83	69
2/9	at Murray State*	L	65	90
2/11	at Austin Peay*	W	84	77
2/16	WESTERN KENTUCKY	L	57	84
2/18	at Middle Tennessee*	L	80	81
2/21	KENTUCKY	L	71	79
2/23	TENNESSEE STATE*	W	75	49
2/25	TENNESSEE TECH*	W	70	59
2/28	at UNC Asheville	W	96	80
3/1	at Appalachian State	L	72	86
3/4	vs. Middle Tennessee^	L	84	93

+ Comfort Inn Chippewa Classic (Mount Pleasant, Mich.)

& 13th Annual Missouri Mid-America Classic (Columbia, Mo.)

* Ohio Valley Conference Game

^ OVC Tournament (Cookeville, Tenn.)

--- Leading Scorer ---

Angie Cox (Jr., G, 18.6 ppg)

1991-92

Record: 20-9 (10-4 OVC)

Coach: Larry Joe Inman

Home: 12-0 Away: 5-9 Neutral: 3-0

Date	Opponent	W/L	EKU	OPP
11/22	WRIGHT STATE	W	81	54
11/23	at Western Kentucky+	L	48	80
11/24	vs. Furman+	W	88	74
11/26	at Vanderbilt	L	54	74
12/3	CINCINNATI	W	79	66
12/7	vs. Florida Atlantic&	W	80	57
12/8	at Florida State&	L	65	72
12/10	at Xavier	L	64	78
12/14	DAYTON	W	90	64
12/28	at Marshall	W	63	60
1/4	at Tennessee-Martin	W	98	59
1/8	MOREHEAD STATE*	W	82	70
1/11	TENNESSEE TECH*	W	67	64
1/13	TENNESSEE STATE*	W	82	57
1/18	at Austin Peay*	W	75	67

1/20	at Southeast Missouri*	W	79	57
1/25	at Murray State*	W	82	69
1/27	at Middle Tennessee*	L	59	69
2/3	at Morehead State*	L	83	86
2/8	MIDDLE TENNESSEE*	W	82	75
2/10	MURRAY STATE*	W	83	76
2/12	TENNESSEE-MARTIN	W	83	68
2/15	SOUTHEAST MISSOURI*	W	78	59
2/17	AUSTIN PEAY*	W	81	63
2/22	at Tennessee State*	L	85	89
2/24	at Tennessee Tech*	L	60	70
2/28	WESTERN CAROLINA	W	110	56
3/9	vs. Middle Tennessee^	W	72	67
3/10	at Tennessee Tech^	L	74	81

+ WKU BG Bank Invitational (Bowling Green, Ky.)

& FSU Dial Classic (Tallahassee, Fla.)

* Ohio Valley Conference Game

^ OVC Tournament (Cookeville, Tenn.)

--- Leading Scorer ---

Angie Cox (Sr., G, 16.8 ppg)

1992-93

Record: 12-15 (10-6 OVC)

Coach: Larry Joe Inman

Home: 6-5 Away: 5-8 Neutral: 1-2

Date	Opponent	W/L	EKU	OPP
12/1	BALL STATE	W	72	52
12/8	at Louisville	L	66	74
12/30	at Indiana State	L	77	80
1/2	vs. Brown+	W	75	59
1/3	at Florida International+	L	68	82
1/4	vs. Iowa+	L	63	67
1/9	at Tennessee Tech*	L	59	68
1/11	at Middle Tennessee*	L	62	76
1/13	at Cincinnati	L	80	82
1/16	AUSTIN PEAY*	W	100	75
1/17	TENNESSEE STATE*	W	90	85
1/23	at Murray State*	W	79	66
1/25	at Southeast Missouri*	W	66	60
1/28	at Morehead State*	W	72	60
1/30	TENNESSEE-MARTIN*	W	92	61
2/2	MARSHALL	L(OT)	80	84
2/6	at Austin Peay*	L	59	67
2/8	at Tennessee State*	W	84	65
2/11	MOREHEAD STATE*	L(OT)	106	110
2/13	MURRAY STATE*	W	108	102
2/15	SOUTHEAST MISSOURI*	W	85	58
2/18	at Kentucky	L	56	74
2/20	TENNESSEE TECH*	L	75	84
2/22	MIDDLE TENNESSEE*	L	66	80
2/24	TENNESSEE	L	58	95
2/27	at Tennessee-Martin*	W	95	76
3/8	vs. Middle Tennessee^	L	74	87

+ FIU Sun & Fun Classic (Miami, Fla.)

* Ohio Valley Conference Game

^ OVC Tournament (Cookeville, Tenn.)

--- Leading Scorer ---

Jaree Goodin (Sr., C, 16.3 ppg)

Continued on next page

1993-94

Record: 17-9 (12-4 OVC)

Coach: Larry Joe Inman

Home: 8-2 Away: 7-5 Neutral: 2-2

Date	Opponent	W/L	EKU	OPP
11/27	at Ball State	W	66	57
11/30	THOMAS MORE	W	122	48
12/7	at Marshall	W	85	64
12/17	vs. Saint Louis+	W	82	61
12/18	vs. Bradley+	L	65	74
12/30	INDIANA STATE	L	66	72
1/2	vs. Xavier&	W	81	78
1/3	at Indiana&	L	64	81
1/8	SOUTHEAST MISSOURI*	W	74	58
1/9	MURRAY STATE*	W	91	76
1/13	at Tennessee State*	L	76	85
1/15	at Tennessee-Martin*	W	92	77
1/17	at Austin Peay*	W	84	76
1/22	MIDDLE TENNESSEE*	L	66	72
1/23	TENNESSEE TECH*	W	78	67
1/29	MOREHEAD STATE*	W	70	66
2/1	at Kentucky	L	71	99
2/5	at Murray State*	W	82	58
2/7	at Southeast Missouri*	W	83	67
2/12	AUSTIN PEAY*	W	89	76
2/13	TENNESSEE STATE*	W	83	79
2/20	TENNESSEE-MARTIN*	W	85	69
2/24	at Morehead State*	W	71	49
2/26	at Tennessee Tech*	L	60	71
2/28	at Middle Tennessee*	L	71	89
3/5	vs. Austin Peay^	L	53	64

+ Stetson Hatter Classic (DeLand, Fla.)

& Indiana University Hoosier Classic (Bloomington, Ind.)

* Ohio Valley Conference Game

^ OVC Tournament (Nashville, Tenn.)

--- Leading Scorer ---

Kim Mays (Jr., G, 21.2 ppg)

1994-95

Record: 19-9 (12-4 OVC)

Coach: Larry Joe Inman

OVC Regular Season Co-Champions

Home: 8-1 Away: 7-7 Neutral: 4-1

Date	Opponent	W/L	EKU	OPP
11/25	at Georgia Southern+	W	85	73
11/26	vs. Furman+	W	86	75
11/30	MARSHALL	W	81	65
12/2	vs. Western Michigan&	W	89	66
12/3	at Missouri&	L	71	107
12/10	at Wright State	L	60	67
12/30	vs. Mercer%	W	52	49
12/31	at Alabama-Birmingham%	L	69	77
1/3	MOREHEAD STATE*	W	85	71
1/7	at Southeast Missouri*	W	86	79
1/9	at Murray State*	W	92	59
1/14	TENNESSEE STATE*	W(OT)	75	74
1/15	AUSTIN PEAY*	W	74	69
1/21	at Middle Tennessee*	L	61	91
1/23	at Tennessee Tech*	W	71	62
1/28	TENNESSEE-MARTIN*	W	78	76
1/30	at Morehead State*	W	103	90
2/1	at Western Carolina	W	93	79
2/4	MURRAY STATE*	W	90	55
2/5	SOUTHEAST MISSOURI*	W	78	71
2/11	at Austin Peay*	L	68	70
2/13	at Tennessee State*	L	70	97
2/18	at Tennessee-Martin*	W	83	75
2/22	at Kentucky	L	67	80
2/25	TENNESSEE TECH*	L	63	64

2/26	MIDDLE TENNESSEE*	W	83	72
3/4	vs. Tennessee-Martin^	W	80	76
3/5	vs. Tennessee Tech^	L	59	63

+ OVC/Southern Conference Shootout (Statesboro, Ga.)

& Missouri Mid-America Classic (Columbia, Mo.)

% Lady Blazer Classic (Birmingham, Ala.)

* Ohio Valley Conference Game

^ OVC Tournament (Nashville, Tenn.)

--- Leading Scorer ---

Kim Mays (Sr., G, 25.7 ppg)

1995-96

Record: 11-16 (7-9 OVC)

Coach: Larry Joe Inman

Home: 8-4 Away: 1-11 Neutral: 2-1

Date	Opponent	W/L	EKU	OPP
11/24	GEORGIA SOUTHERN+	L	90	93
11/25	EAST TENNESSEE STATE+	W	69	58
11/27	at Marshall	L	61	77
11/29	WESTERN CAROLINA	W	78	67
12/1	vs. Marquette&	W	72	70
12/2	at Indiana&	L	69	86
12/5	WRIGHT STATE	L	63	66
1/3	at Vanderbilt	L	55	97
1/6	SOUTHEAST MISSOURI*	W	79	73
1/13	at Murray State*	W	72	53
1/15	at Tennessee-Martin*	L	67	70
1/20	AUSTIN PEAY*	L	72	75
1/21	MIDDLE TENNESSEE*	L	55	74
1/24	at Morehead State*	L	53	58
1/27	at Tennessee State*	L	62	67
1/29	at Tennessee Tech*	L	67	74
2/5	at Southeast Missouri*	L	82	90
2/8	MOREHEAD STATE*	W	79	52
2/10	TENNESSEE-MARTIN*	W	69	60
2/11	MURRAY STATE*	W	89	41
2/17	at Middle Tennessee*	L	67	80
2/19	at Austin Peay*	L	67	78
2/24	TENNESSEE TECH*	W	70	51
2/25	TENNESSEE STATE*	W	87	85
2/27	at Kentucky	L	62	68
3/2	vs. Tennessee Tech^	W	68	56
3/3	vs. Austin Peay^	L	53	64

+ OVC/Southern Conference Shootout

& Indiana University Full-O-Pep Classic (Bloomington, Ind.)

* Ohio Valley Conference Game

^ OVC Tournament (Nashville, Tenn.)

--- Leading Scorer ---

Samantha Young (Sr., G, 16.0 ppg)

1996-97

Record: 24-6 (16-2 OVC)

Coach: Larry Joe Inman

OVC Regular Season Champions**OVC Tournament Champions****NCAA Tournament**

Home: 11-1 Away: 10-4 Neutral: 3-1

Date	Opponent	W/L	EKU	OPP
11/22	vs. Georgia Southern+	W	74	46
11/23	at East Tennessee State+	W	59	58
11/25	MARSHALL	W	86	65
11/29	at Louisiana Tech&	L	46	87
11/30	vs. Florida International&	L	66	67
12/4	at Wright State	W	76	51
12/7	AUSTIN PEAY*	L	53	59
12/30	at Detroit Mercy	L	54	71
1/4	MIDDLE TENNESSEE*	W	91	73

1/5	TENNESSEE TECH*	W	75	72
1/11	at Southeast Missouri*	W	71	55
1/13	at Eastern Illinois*	W	79	69
1/16	at Morehead State*	W	92	57
1/18	MURRAY STATE*	W	71	45
1/19	TENNESSEE-MARTIN*	W	77	61
1/25	at Austin Peay*	W	69	55
1/27	at Tennessee State*	W	74	72
2/1	at Tennessee Tech*	L	77	82
2/2	at Middle Tennessee*	W	70	61
2/5	KENTUCKY	W	67	62
2/8	EASTERN ILLINOIS*	W	62	52
2/9	SOUTHEAST MISSOURI*	W	81	44
2/13	MOREHEAD STATE*	W	66	61
2/15	at Tennessee-Martin*	W	77	69
2/17	at Murray State*	W	60	58
2/22	TENNESSEE STATE*	W	62	57
2/25	TENNESSEE STATE^	W	69	60
2/28	vs. Morehead State^	W	67	47
3/1	vs. Tennessee Tech^	W	69	65
3/14	at Georgia#	L	55	91

+ OVC/Southern Conference Shootout (Johnson City, Tenn.)

& 1st Annual Greater Shreveport Shootout (Shreveport, La.)

* Ohio Valley Conference Game

^ OVC Tournament (Nashville, Tenn.)

NCAA Tournament (Athens, Ga.)

--- Leading Scorer ---

Chrissy Roberts (Jr., G, 13.5 ppg)

1997-98

Record: 20-8 (15-3 OVC)

Coach: Larry Joe Inman

OVC Regular Season Co-Champions

Home: 9-2 Away: 8-4 Neutral: 3-2

Date	Opponent	W/L	EKU	OPP
11/15	at Marshall	W(OT)	97	90
11/17	DETROIT MERCY	L	76	79
11/21	vs. East Tennessee State+	W	71	58
11/22	vs. Georgia Southern+	W	80	67
12/6	at Tennessee-Martin*	W	64	58
12/8	at Murray State*	W	71	56
12/11	at Miami (OH)	L	59	70
12/20	vs. Jackson State&	L	75	79
12/21	vs. Western Carolina&	W	84	66
1/3	EASTERN ILLINOIS*	L	65	66
1/5	SOUTHEAST MISSOURI*	W	97	58
1/10	at Tennessee State*	L	67	77
1/12	at Austin Peay*	W	85	62
1/14	MURRAY STATE*	W	69	56
1/17	at Morehead State*	W	87	70
1/24	TENNESSEE TECH*	W(3OT)	97	92
1/26	MIDDLE TENNESSEE*	W(OT)	80	79
1/31	at Southeast Missouri*	W	86	77
2/2	at Eastern Illinois*	W	65	49
2/4	TENNESSEE-MARTIN*	W	78	72
2/7	TENNESSEE STATE*	W	81	72
2/9	AUSTIN PEAY*	W	72	61
2/14	MOREHEAD STATE*	W	73	61
2/17	at Kentucky	L	60	76
2/19	at Middle Tennessee*	W	63	61
2/21	at Tennessee Tech*	L	71	81
2/24	SOUTHEAST MISSOURI^	W	92	75
2/28	vs. Middle Tennessee^	L	62	72

+ OVC/Southern Conference Shootout (Clarksville, Tenn.)

& Lady Blazer Classic (Birmingham, Ala.)

* Ohio Valley Conference Game

^ OVC Tournament (Nashville, Tenn.)

--- Leading Scorer ---

Chrissy Roberts (Sr., G, 15.1 ppg)

1998-99

Record: 11-16 (8-10 OVC)

Coach: Larry Joe Inman

Home: 7-4 Away: 4-11 Neutral: 0-1

Date	Opponent	W/L	EKU	OPP
11/18	at Kansas State	L	68	102
11/21	MIAMI (Ohio)	W	83	69
11/28	at Xavier	L	89	105
12/3	TENNESSEE-MARTIN*	L	77	88
12/5	MURRAY STATE*	W	83	71
12/12	at Coastal Carolina	W	74	68
12/13	at Wofford	W(OT)	83	82
12/28	at Louisville+	L	49	87
12/29	vs. Kent State+	L	56	95
1/2	at Southeast Missouri*	L(OT)	93	101
1/4	at Eastern Illinois*	W	72	62
1/7	TENNESSEE STATE*	W	72	58
1/9	AUSTIN PEAY*	W	88	70
1/12	at Tennessee-Martin*	L	74	83
1/16	MOREHEAD STATE*	W	76	72
1/21	at Tennessee Tech*	W	76	71
1/23	at Middle Tennessee*	L	68	94
1/25	SOUTHEAST MISSOURI*	W	62	61
1/30	EASTERN ILLINOIS*	W	74	73
2/2	at Murray State*	L	55	77
2/4	at Tennessee State*	L	60	70
2/6	at Austin Peay*	L	54	74
2/13	at Morehead State*	L(OT)	99	103
2/16	KENTUCKY	L	47	87
2/18	TENNESSEE TECH*	L	69	86
2/20	MIDDLE TENNESSEE*	L	71	81
2/23	at Tennessee-Martin^	L	87	102

+ University of Louisville Seelbach Tournament (Louisville, Ky.)

* Ohio Valley Conference Game

^ OVC Tournament

--- Leading Scorer ---

Charlotte Sizemore (So., F, 17.6 ppg)

1999-00

Record: 13-15 (10-8 OVC)

Coach: Larry Joe Inman

Home: 8-5 Away: 3-10 Neutral: 2-0

Date	Opponent	W/L	EKU	OPP
11/20	WOFFORD+	L	84	100
11/21	COL. OF CHARLESTON+	W	87	56
11/24	at Miami (Fla.)&	L	66	83
11/26	vs. Hartford&	W	96	86
11/27	at Florida International&	L	55	85
11/30	BELMONT	L	74	81
12/4	at Morehead State*	W	94	91
12/11	XAVIER	L	83	94
12/18	at UNC Wilmington%	L	59	64
12/19	vs. North Carolina A&T%	W	88	57
1/6	MIDDLE TENNESSEE*	W	90	70
1/8	TENNESSEE TECH*	L	72	88
1/13	at Austin Peay*	W	81	78
1/15	at Tennessee State*	W	80	74
1/18	MOREHEAD STATE*	W	82	67
1/20	MURRAY STATE*	L(OT)	67	72
1/22	TENNESSEE-MARTIN*	W	89	83
1/27	at Eastern Illinois*	L(OT)	95	102
1/29	at Southeast Missouri*	L	66	87
2/3	at Middle Tennessee*	L	74	82
2/5	at Tennessee Tech*	L	54	87
2/10	AUSTIN PEAY*	W	91	79
2/12	TENNESSEE STATE*	W	74	61
2/17	at Murray State*	L	83	94
2/19	at Tennessee-Martin*	L	70	92
2/24	EASTERN ILLINOIS*	W	79	72

2/26 SOUTHEAST MISSOURI* W(OT) 91 86
 2/29 at Murray State^ L 61 67
 + EKU Comfort Inn Tip-off Classic
 & Miami/FIU Thanksgiving Classic
 % UNCW Holiday Inn Beach Blast (Wilmington, N.C.)
 * Ohio Valley Conference Game
 ^ OVC Tournament

--- Leading Scorer ---

Marla Gearhart (Sr., G, 19.6 ppg)

2000-01

Record: 22-6 (14-2 OVC)

Coach: Larry Joe Inman

Home: 11-2 Away: 8-1 Neutral: 3-3

Date	Opponent	W/L	EKU	OPP
11/18	vs. Texas A&M+	L	88	96
11/19	vs. Glenville State+	W	116	80
11/21	BOWLING GREEN STATE	W	89	61
11/28	at Belmont	W	87	82
12/1	vs. Memphis&	L	66	89
12/2	vs. Iona&	W	81	71
12/6	WEST VIRGINIA TECH	W	119	63
12/16	vs. UNC Wilmington%	L	70	87
12/17	vs. Radford%	W	92	79
12/29	CHARLESTON SOUTHERN@	W	81	64
12/30	LIPSCOMB@	W	85	72
1/4	at Tennessee Tech*	L	72	79
1/11	TENNESSEE STATE*	W	107	96
1/13	AUSTIN PEAY*	W	92	77
1/16	at Morehead State*	W	85	79
1/18	at Tennessee-Martin*	W	86	68
1/20	at Murray State*	W	85	63
1/27	EASTERN ILLINOIS*	W	84	60
1/29	SOUTHEAST MISSOURI*	W	89	82
2/1	TENNESSEE TECH*	L	66	84
2/5	MOREHEAD STATE*	W	99	78
2/8	at Tennessee State*	W	106	99
2/10	at Austin Peay*	W	89	84
2/15	TENNESSEE-MARTIN*	W	81	73
2/17	MURRAY STATE*	W	88	73
2/22	at Southeast Missouri*	W	91	82
2/24	at Eastern Illinois*	W	91	67
2/27	MOREHEAD STATE^	L	89	92

+ Morehead State Tip-Off Classic (Morehead, Ky.)

& Gene Hackerman Rice Invitational (Houston, Texas)

% Cincinnati Invitational Tournament (Cincinnati, Ohio)

@ EKU Comfort Suites Classic

* Ohio Valley Conference Game

^ OVC Tournament

--- Leading Scorer ---

Candice Finley (Sr., F, 13.0 ppg)

2001-02

Record: 23-8 (13-3 OVC)

Coach: Larry Joe Inman

OVC Regular Season Co-Champions

Home: 11-2 Away: 9-5 Neutral: 3-1

Date	Opponent	W/L	EKU	OPP
11/9	at Vanderbilt+	L	62	91
11/20	LIPSCOMB	W	77	68
11/27	at Bowling Green State	W	83	63
12/1	vs. Elon&	W	75	58
12/2	vs. High Point&	W	81	52
12/7	at Florida International	L	63	90
12/8	at Florida Atlantic	W	103	92
12/14	vs. Valparaiso%	W	70	55
12/15	at Iowa State%	L	75	86

12/29	IPFW@	W	93	74
12/30	MARSHALL@	W	88	43
1/3	TENNESSEE TECH*	W	71	64
1/5	TENNESSEE STATE*	W	91	71
1/10	at Southeast Missouri*	W	94	67
1/12	at Eastern Illinois*	W	91	72
1/19	at Morehead State*	W	90	78
1/21	AUSTIN PEAY*	W	102	82
1/24	TENNESSEE-MARTIN*	W	90	77
1/26	MURRAY STATE*	L	70	75
2/2	at Austin Peay*	L	70	72
2/4	at Tennessee Tech*	W	73	68
2/7	EASTERN ILLINOIS*	W	90	55
2/9	SOUTHEAST MISSOURI*	W	82	73
2/11	at Tennessee State*	W	84	68
2/16	MOREHEAD STATE*	W	85	74
2/21	at Murray State*	W	74	58
2/23	at Tennessee-Martin*	L(OT)	78	82
2/26	MURRAY STATE^	W	76	59
3/2	vs. Austin Peay^	L(OT)	77	78
3/13	at Missouri State#	W(OT)	72	65
3/17	ALABAMA#	L	77	99

+ Preseason WNIT

& Morehead State Tip-off Classic (Morehead, Ky.)

% Iowa State Cyclone Classic (Ames, Iowa)

@ EKU Comfort Suites Classic

* Ohio Valley Conference Game

^ OVC Tournament (Louisville, Ky.)

WNIT

--- Leading Scorer ---

Charlotte Sizemore (Sr., F, 12.7 ppg)

2002-03

Record: 18-11 (10-6 OVC)

Coach: Larry Joe Inman

Home: 7-5 Away: 7-5 Neutral: 4-1

Date	Opponent	W/L	EKU	OPP
11/22	vs. Binghamton+	W	75	67
11/23	vs. West Virginia Wesleyan+	W	110	59
11/26	vs. Indiana&	L	49	61
11/27	at Alaska-Anchorage&	L	74	77
12/1	at Marshall	W	95	73
12/3	at Lipscomb	W	78	73
12/5	CINCINNATI	L	78	91
12/17	at Pittsburgh	L	68	78
12/20	vs. Grambling%	W	87	82
12/21	vs. Troy University%	W	82	71
12/29	SAMFORD@	W	65	44
12/30	JACKSONVILLE STATE@	W	93	71
1/4	at Tennessee State*	W	105	83
1/6	at Tennessee Tech*	W	80	71
1/11	EASTERN ILLINOIS*	W	78	67
1/13	SOUTHEAST MISSOURI*	W	88	77
1/18	MOREHEAD STATE*	W	85	73
1/25	at Murray State*	W	69	60
1/27	at Tennessee-Martin*	L	62	70
2/1	AUSTIN PEAY*	L(OT)	68	69
2/8	at Southeast Missouri*	W	81	75
2/10	at Eastern Illinois*	W	78	59
2/13	TENNESSEE STATE*	W	82	77
2/15	TENNESSEE TECH*	W	72	63
2/17	at Morehead State*	L	80	86
2/22	TENNESSEE-MARTIN*	L	80	88
2/24	MURRAY STATE*	L	68	71
2/27	at Austin Peay*	L	73	89
3/4	TENNESSEE TECH^	L	65	67

+ Morehead State Tip-off Classic (Morehead, Ky.)

& Carls/Safeway Great Alaska Shootout (Anchorage, Ala.)

% UAB Lady Blazer Invitational (Birmingham, Ala.)

@ EKU Comfort Suites Classic
 * Ohio Valley Conference Game
 ^ OVC Tournament

--- **Leading Scorer** ---
 Katie Kelly (Jr., G, 15.8 ppg)

2003-04

Record: 15-15 (9-7 OVC)
 Coach: Larry Joe Inman

Home: 8-3 Away: 4-8 Neutral: 3-4

Date	Opponent	W/L	EKU	OPP
11/22	vs. Gardner-Webb+	W	69	59
11/23	vs. Miami (Fla.)+	L	81	90
11/28	at Memphis&	L	65	78
11/29	vs. Nebraska&	L	75	78
12/1	at Wright State	W	74	69
12/5	vs. Baylor%	L	75	96
12/6	vs. Stephen F. Austin%	W	84	73
12/17	WESTERN CAROLINA	W	93	71
12/29	BOWLING GREEN STATE@	L	57	70
12/30	GEORGIA@	L	60	92
1/5	at Cincinnati	L	51	83
1/8	TENNESSEE-MARTIN*	W	63	56
1/10	MURRAY STATE*	W	75	74
1/15	AUSTIN PEAY*	L	61	67
1/17	TENNESSEE TECH*	W	75	69
1/22	at Jacksonville State*	L	53	75
1/24	at Samford*	W	92	82
1/29	at Murray State*	L	56	81
1/31	at Tennessee-Martin*	L	55	66
2/5	at Morehead State*	W	74	63
2/9	TENNESSEE STATE*	W	66	43
2/12	SAMFORD*	W	64	48
2/14	JACKSONVILLE STATE*	W	85	80
2/19	at Southeast Missouri*	L	78	88
2/21	at Eastern Illinois*	L	64	66
2/26	MOREHEAD STATE*	W	60	45
2/28	at Austin Peay*	L	61	73
3/2	at Jacksonville State^	W	65	63
3/5	vs. Tennessee Tech^	W	85	74
3/6	vs. Austin Peay^	L	51	65

+ Morehead State Tip-off Classic (Morehead, Ky.)
 & Lady Tiger Kroger Classic (Memphis, Tenn.)
 % Gene Hackerman Rice Invitational (Houston, Texas)
 @ EKU Comfort Suites Classic
 * Ohio Valley Conference Game
 ^ OVC Tournament (Nashville, Tenn.)

--- **Leading Scorer** ---
 Katie Kelly (Sr., G, 17.0 ppg)

2004-05

Record: 23-8 (15-1 OVC)
 Coach: Larry Joe Inman

OVC Regular Season Champions
 OVC Tournament Champions
 NCAA Tournament

Home: 13-0 Away: 7-5 Neutral: 3-3

Date	Opponent	W/L	EKU	OPP
11/19	RADFORD+	W	65	52
11/20	GEORGIA SOUTHERN+	W	62	47
11/22	at Western Carolina	L	60	73
11/26	at Florida State&	L	53	70
11/27	vs. Appalachian State&	W	69	64
12/5	at Missouri State	L	81	91
12/9	at Indiana State	L	64	91
12/18	vs. Iowa State%	L	76	88
12/19	vs. Northern Arizona%	L	64	85

12/29	SOUTHERN UNIVERSITY@	W	80	64
12/30	LONGWOOD@	W	56	46
1/6	at Tennessee-Martin*	W	68	67
1/8	at Murray State*	W	88	78
1/13	at Austin Peay*	W	54	50
1/15	at Tennessee Tech*	L	57	65
1/20	JACKSONVILLE STATE*	W	75	63
1/22	SAMFORD*	W	61	55
1/27	MURRAY STATE*	W	85	73
1/29	TENNESSEE-MARTIN*	W	73	63
2/1	MOREHEAD STATE*	W	79	57
2/3	at Tennessee State*	W	60	58
2/10	at Samford*	W	63	45
2/12	at Jacksonville State*	W	63	61
2/17	SOUTHEAST MISSOURI*	W	66	62
2/19	EASTERN ILLINOIS*	W	80	61
2/24	at Morehead State*	W	85	64
2/26	AUSTIN PEAY*	W	87	79
3/1	MURRAY STATE^	W	94	69
3/4	vs. Jacksonville State^	W	62	60
3/5	vs. Southeast Missouri^	W(2OT)	84	73
3/19	vs. Arizona State#	L	65	87

+ Comfort Suites Tip-Off Tournament (Richmond, Ky.)
 & Seminole Classic (Tallahassee, Fla.)
 % UNLV Duel in the Desert (Las Vegas, Nev.)
 @ EKU Comfort Suites Classic
 * Ohio Valley Conference Game
 ^ OVC Tournament (Nashville, Tenn.)
 # NCAA Tournament (Fresno, Calif.)

--- **Leading Scorer** ---
 Miranda Eckerle (Sr., F, 15.7 ppg)

2005-06

Record: 7-20 (7-13 OVC)
 Coach: Larry Joe Inman

Home: 4-8 Away: 3-11 Neutral: 0-1

Date	Opponent	W/L	EKU	OPP
11/19	BELMONT	L(OT)	82	86
11/21	at Ohio State	L	38	85
11/25	vs. Louisville+	L	45	75
11/26	at Middle Tennessee+	L	66	77
11/29	at East Tennessee State	L	74	81
12/1	TENNESSEE-MARTIN*	W	60	58
12/6	at Xavier	L	49	82
12/8	at Murray State*	W	75	70
12/10	at Austin Peay*	W	64	61
12/20	INDIANA STATE	L	81	96
12/22	EASTERN ILLINOIS*	L	71	78
1/2	at Southeast Missouri*	L	78	84
1/5	TENNESSEE TECH*	L	61	72
1/12	at Morehead State*	L	58	62
1/14	at Eastern Illinois*	L	76	85
1/19	JACKSONVILLE STATE*	W	87	77
1/21	SAMFORD*	L	68	71
1/26	at Tennessee State*	W	68	63
1/30	at Tennessee-Martin*	L	49	58
2/4	at Tennessee Tech*	L	48	73
2/6	MOREHEAD STATE*	W	67	60
2/9	MURRAY STATE*	L	71	79
2/11	SOUTHEAST MISSOURI*	L(OT)	86	87
2/16	at Jacksonville State*	L	77	79
2/18	at Samford*	L	59	75
2/23	AUSTIN PEAY*	L	55	69
2/25	TENNESSEE STATE*	W	78	68

+ MTSU Classic (Murfreesboro, Tenn.)
 * Ohio Valley Conference Game

--- **Leading Scorer** ---
 Laura Shelton (Sr., G, 13.5 ppg)

2006-07

Record: 12-18 (9-11 OVC)
 Coach: Larry Joe Inman

Home: 6-6 Away: 4-10 Neutral: 2-2

Date	Opponent	W/L	EKU	OPP
11/11	OHIO VALLEY UNIVERSITY	W	97	39
11/17	vs. Oklahoma+	L	79	92
11/18	vs. Georgetown+	L	77	79
11/24	vs. Louisiana Tech&	W	86	84
11/25	at Southern Mississippi&	L	76	81
11/28	at Belmont	L	61	68
12/2	vs. Western Carolina%	W	83	66
12/3	at Tennessee-Chattanooga%	L	52	81
12/7	MURRAY STATE*	L	75	89
12/9	AUSTIN PEAY*	W	69	55
12/18	at Eastern Illinois*	L	77	86
12/20	at Tennessee-Martin*	W	55	50
12/30	EAST TENNESSEE STATE	L	73	83
1/2	SOUTHEAST MISSOURI*	L	62	64
1/4	at Tennessee Tech*	L	50	84
1/11	MOREHEAD STATE*	L(2OT)	88	91
1/13	EASTERN ILLINOIS*	W	78	69
1/18	at Jacksonville State*	W	80	70
1/20	at Samford*	L	56	59
1/25	TENNESSEE STATE*	W	88	49
1/29	TENNESSEE-MARTIN*	W	64	49
2/1	at Morehead State*	L	72	82
2/4	TENNESSEE TECH*	L	64	65
2/8	at Murray State*	L	62	75
2/10	at Southeast Missouri*	L	72	73
2/15	JACKSONVILLE STATE*	W	85	73
2/17	SAMFORD*	L	51	62
2/22	at Austin Peay*	W	76	69
2/24	at Tennessee State*	W	80	71
2/27	at Murray State^	L	66	68

+ Waikiki Beach Marriott Classic (Honolulu, Hawaii)
 & Southern Miss La Quinta Inn Lady Eagle Classic (Hattiesburg, Miss.)
 % Chattanooga Courtyard Classic (Chattanooga, Tenn.)
 * Ohio Valley Conference Game
 ^ OVC Tournament

--- **Leading Scorer** ---
 Crystal Jones (Jr., G, 16.1 ppg)

2007-08

Record: 14-14 (9-11 OVC)
 Coach: Larry Joe Inman

Home: 7-4 Away: 4-8 Neutral: 3-2

Date	Opponent	W/L	EKU	OPP
11/17	WEST VIRGINIA TECH	W	90	59
11/23	vs. Valparaiso+	W	66	64
11/24	at Florida Gulf Coast+	W	74	56
12/1	vs. Syracuse&	L	67	88
12/2	vs. Alabama State&	W	85	71
12/6	at Murray State*	L	66	77
12/8	at Austin Peay*	W(OT)	68	66
12/19	TENNESSEE-MARTIN*	W	64	54
12/21	EASTERN ILLINOIS*	L(OT)	86	91
12/29	vs. High Point%	L	63	76
12/30	vs. Penn%	W	100	62
1/5	TENNESSEE TECH*	W	74	62
1/10	at Morehead State*	L	50	77
1/12	at Eastern Illinois*	L(OT)	81	86
1/17	JACKSONVILLE STATE*	W	92	71
1/19	SAMFORD*	W	72	45
1/24	at Tennessee State*	L	85	104
2/2	at Tennessee Tech*	L	64	77
2/7	MURRAY STATE*	W	79	76
2/9	SOUTHEAST MISSOURI*	L	67	72

2/14	at Jacksonville State*	W	104	75
2/16	at Samford*	L	48	71
2/21	at Tennessee-Martin*	W	68	53
2/23	at Southeast Missouri*	L	52	68
2/26	MOREHEAD STATE*	L	65	68
2/28	AUSTIN PEAY*	W	62	55
3/1	TENNESSEE STATE*	L	66	68
3/4	at Samford^	L	56	69

+ Florida Gulf Coast Thanksgiving Classic (Fort Myers, Fla.)

& Louisiana-Monroe Taco Bell Warhawk Classic (Monroe, La.)

% Saint Peter's College Holiday Tournament (Jersey City, N.J.)

* Ohio Valley Conference Game

^ OVC Tournament

--- Leading Scorer ---

Crystal Jones (Sr., G, 15.8 ppg)

2008-09

Record: 7-20 (4-14 OVC)

Coach: Chrissy Roberts

Home: 5-9 Away: 2-11 Neutral: 0-0

Date	Opponent	W/L	EKU	OPP
11/14	OHIO VALLEY UNIVERSITY	W	83	53
11/16	at Chicago State	W	71	61
11/19	at Vanderbilt	L	38	80
11/23	WESTERN KENTUCKY	L	54	80
11/25	WRIGHT STATE	L	47	53
12/4	MURRAY STATE*	L	61	73
12/6	TENNESSEE-MARTIN*	W	58	52
12/13	HOUSTON BAPTIST	L	69	81
12/22	at Oklahoma State	L	35	90
12/30	BLUEFIELD STATE	W	70	37
1/3	at Tennessee State*	L	52	61
1/5	at Austin Peay*	L	66	70
1/8	JACKSONVILLE STATE*	W	67	62
1/10	TENNESSEE TECH*	W	66	50
1/15	at Eastern Illinois*	L	44	78
1/17	at Southeast Missouri*	L	54	71
1/19	at SIU Edwardsville	L	44	54
1/24	at Morehead State*	L	46	63
1/27	AUSTIN PEAY*	L	51	67
1/31	TENNESSEE STATE*	L	56	67
2/5	at Tennessee Tech*	L	64	82
2/7	at Jacksonville State*	L	55	73
2/12	SOUTHEAST MISSOURI*	L	56	66
2/14	EASTERN ILLINOIS*	L	59	70
2/21	MOREHEAD STATE*	L	48	70
2/26	at Tennessee-Martin*	W	63	60
2/28	at Murray State*	L	60	80

* Ohio Valley Conference Game

--- Leading Scorer ---

Kayla Drake (Fr., G, 16.0 ppg)

2009-10

Record: 12-17 (8-10 OVC)

Coach: Chrissy Roberts

Home: 5-8 Away: 5-9 Neutral: 2-0

Date	Opponent	W/L	EKU	OPP
11/14	at Western Kentucky	L	54	75
11/19	at Wright State	L	44	65
11/21	FLORIDA ATLANTIC	L	58	66
11/27	vs. Towson University+	W	54	50
11/28	vs. Bethune-Cookman+	W	66	65
12/3	at Murray State*	W	58	54
12/5	at Tennessee-Martin*	W	56	53
12/8	at West Virginia	L	40	60
12/11	DAVIS & ELKINS	W	69	58
12/18	at Cincinnati	L	49	62

12/22	CENTRAL ARKANSAS	L	47	52
1/2	TENNESSEE STATE*	W	64	56
1/4	AUSTIN PEAY*	W(OT)	61	54
1/7	at Jacksonville State*	W	79	67
1/9	at Tennessee Tech*	L	47	75
1/14	EASTERN ILLINOIS*	L	50	60
1/16	SOUTHEAST MISSOURI*	L	41	43
1/20	SIU EDWARDSVILLE	W	58	53
1/23	MOREHEAD STATE*	L	58	59
1/28	at Austin Peay*	L	57	68
1/31	at Tennessee State*	L	54	61
2/4	TENNESSEE TECH*	W	61	60
2/6	JACKSONVILLE STATE*	L(OT)	46	49
2/11	at Southeast Missouri*	W	50	45
2/13	at Eastern Illinois*	L	41	69
2/20	at Morehead State*	W	79	67
2/25	TENNESSEE-MARTIN*	L	54	62
2/27	MURRAY STATE*	L	64	79
3/2	at Tennessee-Martin^	L	47	51

+ East Carolina Lady Pirate Invitational (Greenville, N.C.)

* Ohio Valley Conference Game

^ OVC Tournament

--- Leading Scorer ---

Alex Jones (Fr., F, 12.0 ppg)

2010-11

Record: 6-21 (3-15 OVC)

Coach: Chrissy Roberts

Home: 6-8 Away: 0-13 Neutral: 0-0

Date	Opponent	W/L	EKU	OPP
11/13	CHICAGO STATE	W	74	61
11/17	MIAMI (OHIO)	L	59	76
11/20	at Florida International	L	52	59
11/22	at Florida Atlantic	L	57	60
11/27	Brewton-Parker College	W	87	60
12/2	MURRAY STATE*	W	83	73
12/4	TENNESSEE-MARTIN*	L	46	61
12/7	WEST VIRGINIA STATE	W	75	66
12/11	at Central Arkansas	L	52	61
12/19	at Austin Peay*	L	60	70
12/21	at Tennessee State*	L	52	62
12/31	WESTERN MICHIGAN	L	58	66
1/6	JACKSONVILLE STATE*	L	65	72
1/8	TENNESSEE TECH*	L	69	78
1/13	at Eastern Illinois*	L	61	70
1/15	at Southeast Missouri*	L	58	74
1/17	at SIU Edwardsville	L	60	61
1/22	at Morehead State*	L	56	69
1/27	AUSTIN PEAY*	W	61	56
1/29	TENNESSEE STATE*	W(2OT)	91	86
2/3	at Tennessee Tech*	L	49	56
2/5	at Jacksonville State*	L	59	64
2/10	SOUTHEAST MISSOURI*	L	57	64
2/12	EASTERN ILLINOIS*	L	57	78
2/19	MOREHEAD STATE*	L	62	71
2/24	at Tennessee-Martin*	L	57	75
2/26	at Murray State*	L	56	65

* Ohio Valley Conference Game

--- Leading Scorer ---

Alex Jones (So., F, 14.1 ppg)

2011-12

Record: 13-16 (7-9 OVC)

Coach: Chrissy Roberts

Home: 6-6 Away: 5-7 Neutral: 2-3

Date	Opponent	W/L	EKU	OPP
11/12	at Xavier	L	61	66
11/17	LOUISVILLE	L	53	77
11/20	at Western Michigan	W	71	60
11/25	vs. Appalachian State	L	62	64
11/26	vs. Campbell	L	52	64
11/29	KENTUCKY CHRISTIAN	W	97	61
12/2	at Evansville	L	56	63
12/3	vs. Chicago State	W	67	56
12/6	BELMONT	W	60	46
12/10	at Miami (Ohio)	L	55	60
12/20	at Jacksonville State*	W(OT)	80	76
12/31	TENNESSEE STATE*	W	79	59
1/2	AUSTIN PEAY*	L	63	66
1/7	SOUTHEAST MISSOURI*	W	52	37
1/9	at Murray State*	W	62	61
1/14	at Morehead State*	L	58	68
1/16	at Austin Peay*	W	61	59
1/21	TENNESSEE-MARTIN*	L	61	84
1/25	LONGWOOD	W	80	62
1/28	TENNESSEE TECH*	L	67	82
2/1	at Tennessee State*	W	73	66
2/4	at SIU Edwardsville*	L	53	64
2/6	at Eastern Illinois*	L	51	64
2/11	MOREHEAD STATE*	W	78	68
2/18	at Tennessee Tech*	L	51	66
2/23	SIU EDWARDSVILLE*	L	55	66
2/25	EASTERN ILLINOIS*	L	76	79
2/29	vs. Tennessee State^	W	70	55
3/1	vs. Tennessee Tech^	L	65	81

+ Georgia State Thanksgiving Classic (Atlanta, Ga.)

& University of Evansville Winter Classic (Evansville, Ind.)

* Ohio Valley Conference Game

^ OVC Tournament

--- Leading Scorer ---

Marie Carpenter (So., G, 13.4 ppg)

2012-13

Record: 18-12 (11-5 OVC)

Coach: Chrissy Roberts

Home: 13-1 Away: 4-8 Neutral: 1-3

Date	Opponent	W/L	EKU	OPP
11/9	MIAMI (OHIO)	W(OT)	73	63
11/14	KENT STATE	W	56	42
11/17	UNC ASHEVILLE	W	67	47
11/23	vs. Florida State+	L	51	90
11/25	vs. Milwaukee+	L	64	68
11/28	at Louisville	L	42	76
11/30	PRESBYTERIAN&	W	61	43
12/1	JACKSON STATE&	W	64	56
12/6	at Ohio	L	58	69
12/9	at Cincinnati	L	48	59
12/18	WEST VIRGINIA STATE	W	68	43
12/31	at Murray State*	W	69	49
1/5	SIU EDWARDSVILLE*	L(OT)	69	73
1/7	EASTERN ILLINOIS*	W	63	62
1/12	MOREHEAD STATE*	W	62	52
1/20	at Jacksonville State*	W	69	51
1/21	at Belmont*	L	49	65
1/26	BELMONT*	W	55	51
1/28	TENNESSEE STATE*	W	62	54
2/2	at Southeast Missouri*	W	53	49
2/4	at Tennessee-Martin*	L	60	75
2/9	at Morehead State*	W	66	64

2/16	JACKSONVILLE STATE*	W	80	69
2/18	TENNESSEE TECH*	W	61	55
2/23	AUSTIN PEAY*	W	69	55
2/28	at Tennessee Tech*	L	47	67
3/2	at Tennessee State*	L	66	69
3/6	vs. Murray State^	W	62	51
3/7	vs. Tennessee-Martin^	L	63	78
3/20	at Elon#	L	61	68

+ San Juan Shootout (San Juan, Puerto Rico)
& ECU Comfort Suites Tournament (Richmond, Ky.)

* Ohio Valley Conference Game

^ OVC Tournament

Women's Basketball Invitational (WBI)

--- Leading Scorer ---

Marie Carpenter (Jr., G, 14.1 ppg)

2013-14

Record: 17-13 (9-7 OVC)

Coach: Chrissy Roberts

Home: 7-5 Away: 8-5 Neutral: 2-3

Date	Opponent	W/L	W/L	W/L	OPP
11/8	at Miami (Ohio)	W	59	55	
11/10	at Kent State	L(OT)	74	75	
11/14	ALABAMA A&M	W	89	69	
11/16	at UNC Asheville	L	63	71	
11/18	DAVIS & ELKINS	W	94	66	
11/23	OHIO	L	52	60	
11/29	vs. Florida A&M+	L	58	64	
11/30	vs. Mississippi Valley State+	L	58	68	
12/3	at Marshall	W	64	55	
12/5	MISSOURI STATE	W	65	61	
12/18	at Longwood	W	60	47	
12/30	MURRAY STATE*	W	86	72	
1/4	at SIU Edwardsville*	W	59	54	
1/7	at Eastern Illinois*	L	71	75	
1/11	at Morehead State*	W	79	58	
1/18	JACKSONVILLE STATE*	W	68	61	
1/25	at Belmont*	W	75	59	
1/27	at Tennessee State*	L	63	78	
2/1	SOUTHEAST MISSOURI*	W	75	56	
2/3	TENNESSEE-MARTIN*	L	65	87	
2/8	MOREHEAD STATE*	W(OT)	69	66	
2/15	at Jacksonville State*	L	62	79	
2/17	at Tennessee Tech*	W	74	70	
2/22	at Austin Peay*	W	79	71	
2/24	BELMONT*	L	68	72	
2/27	TENNESSEE TECH*	L	74	76	
3/1	TENNESSEE STATE*	L	64	76	
3/5	vs. Eastern Illinois^	W	75	52	
3/6	vs. Tennessee State^	W	79	75	
3/7	vs. Tennessee-Martin^	L	45	97	

+ Southern Miss Thanksgiving Tournament (Hattiesburg, Miss.)

* Ohio Valley Conference Game

^ OVC Tournament

--- Leading Scorer ---

Marie Carpenter (Sr., G, 21.1 ppg)

2014-15

Record: 9-17 (4-12 OVC)

Coach: Chrissy Roberts

Home: 3-8 Away: 4-8 Neutral: 2-1

Date	Opponent	W/L	W/L	W/L	OPP
11/15	at West Virginia+	L	42	67	
11/21	vs. Central Arkansas+	W	56	55	
11/22	at Mercer+	L	64	69	
11/28	vs. Western Carolina&	W	71	62	
11/29	vs. North Florida&	L	45	62	

12/2	ASBURY	W	73	48
12/6	MARSHALL	W	63	58
12/13	at East Tennessee	L	49	64
12/17	at Alabama A&M	W	62	56
12/21	RICHMOND	L	56	70
1/3	AUSTIN PEAY*	L	71	81
1/8	at Tennessee-Martin*	L	63	76
1/10	at Southeast Missouri*	W	57	54
1/15	EASTERN ILLINOIS*	L	42	68
1/17	SIU EDWARDSVILLE*	L	61	71
1/22	at Murray State*	W	64	59
1/24	at Tennessee Tech*	W(2OT)	97	93
1/28	at Jacksonville State*	L	53	73
1/31	at Morehead State*	L	58	76
2/5	TENNESSEE STATE*	L	62	68
2/7	BELMONT*	L	59	76
2/14	at Tennessee State*	L	74	86
2/21	MOREHEAD STATE*	W	70	64
2/23	JACKSONVILLE STATE*	L	65	69
2/25	at Belmont*	L	70	84
2/28	TENNESSEE TECH*	L	71	84

+ Preseason WNIT (Macon, Ga.)

& UNC Wilmington Thanksgiving Classic (Wilmington, N.C.)

* Ohio Valley Conference Game

--- Leading Scorer ---

Michaela Hunter (So., G/F, 14.8 ppg)

2015-16

Record: 18-12 (10-6 OVC)

Coach: Chrissy Roberts

Home: 9-4 Away: 6-6 Neutral: 3-2

Date	Opponent	W/L	W/L	W/L	OPP
11/15	at Richmond	L	62	81	
11/21	WESTERN CAROLINA	W	91	62	
11/24	at Miami (Ohio)	W(OT)	77	72	
11/27	EAST TENNESSEE	W	64	41	
12/3	CINCINNATI CHRISTIAN	W	112	34	
12/5	at Missouri State	L	63	87	
12/13	WRIGHT STATE	L	69	71	
12/16	at Western Kentucky	L	60	76	
12/20	vs. North Carolina State+	L	62	73	
12/21	vs. Saint Francis+	W	88	82	
12/30	DAVIS & ELKINS	W	73	58	
1/2	at Austin Peay*	L	66	94	
1/7	TENNESSEE-MARTIN	W	70	61	
1/9	SOUTHEAST MISSOURI*	W	56	55	
1/14	at Eastern Illinois*	W	75	56	
1/16	at SIU Edwardsville*	L	74	89	
1/20	MURRAY STATE*	W	72	60	
1/23	TENNESSEE TECH*	L	72	77	
1/27	JACKSONVILLE STATE*	L	54	56	
1/30	MOREHEAD STATE*	W(OT)	100	93	
2/3	at Tennessee State*	W	70	66	
2/6	at Belmont*	L	61	72	
2/13	TENNESSEE STATE*	W	78	67	
2/17	at Jacksonville State*	W	76	50	
2/20	at Morehead State*	W	89	77	
2/24	BELMONT*	L	51	65	
2/27	at Tennessee Tech*	W(OT)	71	67	
3/3	vs. Austin Peay^	W	82	68	
3/4	vs. Murray State^	W	63	52	
3/5	vs. Belmont^	L	63	95	

+ Gator Holiday Classic (Gainesville, Fla.)

* Ohio Valley Conference Game

^ OVC Tournament

--- Leading Scorer ---

Jalen O'Bannon (Jr., F, 17.2 ppg)

2016-17

Record: 12-20 (7-9 OVC)

Coach: Chrissy Roberts

Home: 8-5 Away: 1-11 Neutral: 3-4

Date	Opponent	W/L	W/L	W/L	OPP
11/11	BOWLING GREEN	W	57	55	
11/14	at Kent State	L	67	80	
11/22	WESTERN CAROLINA	L	61	72	
11/25	vs Morgan State+	W	66	58	
11/26	vs Western Michigan+	L	59	74	
11/30	WESTERN KENTUCKY	L	63	90	
12/3	at Saint Louis	L	51	78	
12/10	AKRON	L	57	63	
12/11	OHIO VALLEY	W	88	30	
12/19	at Wright State&	L	73	85	
12/20	vs Miami (Ohio)&	L	54	65	
12/21	vs Fort Wayne&	L	59	68	
12/28	at UNC Greensboro	L	66	81	
12/31	at Southeast Missouri*	W	74	63	
1/5	SIU EDWARDSVILLE*	W	75	63	
1/7	EASTERN ILLINOIS*	W(OT)	88	85	
1/11	at Belmont*	L	58	74	
1/14	TENNESSEE STATE*	W	66	62	
1/21	at Morehead State*	L	54	80	
1/25	JACKSONVILLE STATE*	L	49	54	
1/28	at Tennessee Tech*	L	51	53	
2/1	AUSTIN PEAY*	W	80	71	
2/4	at Tennessee-Martin*	L	56	66	
2/6	at Murray State*	L	64	70	
2/11	MOREHEAD STATE*	W	65	58	
2/15	BELMONT*	L	67	73	
2/18	at Tennessee State*	L	64	78	
2/22	at Jacksonville State*	L	61	71	
2/25	TENNESSEE TECH*	W	78	65	
3/1	vs. Morehead State^	W	73	67	
3/3	vs. SIU Edwardsville^	W	61	58	
3/4	vs. Belmont^	L	64	94	

+ Plaza Light Classic (Kansas City, Mo.)

& Wright State Invitational (Dayton, Ohio)

* Ohio Valley Conference Game

^ OVC Tournament

--- Leading Scorer ---

Jalen O'Bannon (Sr., F, 14.0 ppg)

2017-18

Record: 8-19 (5-13 OVC)

Coach: Chrissy Roberts

Home: 6-7 Away: 2-12 Neutral: 0-0

Date	Opponent	W/L	W/L	W/L	OPP
11/10	at Bowling Green	L	60	77	
11/15	at Western Carolina	W	62	59	
11/18	UNC GREENSBORO	W	70	59	
11/22	at Akron	L	45	62	
11/25	at Cincinnati	L	53	64	
11/28	OHIO	L	57	69	
12/5	KENT STATE	L(OT)	57	65	
12/09	at George Mason	L	41	64	
12/18	OHIO CHRISTIAN	W	69	45	
12/28	at Jacksonville State*	L	51	65	
12/30	at Tennessee Tech*	W	76	68	
1/4	SIU EDWARDSVILLE*	L	60	62	
1/6	EASTERN ILLINOIS*	W	67	51	
1/11	at Tennessee-Martin*	L	49	77	
1/13	at Southeast Missouri*	L	55	69	
1/18	TENNESSEE TECH*	W	55	53	
1/20	JACKSONVILLE STATE*	W	48	44	
1/25	at Austin Peay*	L	45	59	
1/27	at Murray State*	L	68	75	

2/1	BELMONT*	L	55	77
2/3	TENNESSEE STATE*	L	58	59
2/8	TENNESSEE-MARTIN*	L	54	72
2/10	MOREHEAD STATE*	W	59	56
2/15	at Belmont*	L	62	95
2/17	at Tennessee State*	L(OT)	58	69
2/22	SOUTHEAST MISSOURI*	L	52	66
2/24	at Morehead State*	L	51	62

* Ohio Valley Conference Game

--- Leading Scorer ---

A'Queen Hayes (r-Jr., G, 14.8 ppg)

2018-19

Record: 2-27 (0-18 OVC)

Coach: Chrissy Roberts

Home: 2-9 Away: 0-14 Neutral: 0-4

Date	Opponent	W/L	EKU	OPP
11/9	SAINT LOUIS	L	43	70
11/13	at Miami (Ohio)	L	44	60
11/18	at Ohio	L	60	100
11/23	vs. Florida State+	L	45	62
11/24	vs. West Virginia+	L	39	81
11/28	at Western Michigan	L	53	64
12/1	at Akron	L	54	63
12/5	KENTUCKY CHRISTIAN	W	90	35
12/9	GEORGE MASON	L	75	91
12/15	at West Virginia	L	29	78
12/18	BRESCIA	W	70	41
1/3	at Austin Peay*	L	65	100
1/5	at Murray State*	L	63	81
1/10	at Tennessee State*	L	38	60
1/12	at Belmont*	L	43	69
1/17	TENNESSEE-MARTIN*	L	61	87
1/19	SOUTHEAST MISSOURI*	L	42	52
1/24	vs. Jacksonville State* &	L	44	53
1/26	vs. Tennessee Tech* @	L	68	81
1/31	at Eastern Illinois*	L	60	80
2/2	at SIU Edwardsville*	L	55	74
2/7	BELMONT*	L	52	87
2/9	TENNESSEE STATE*	L	31	57
2/14	MURRAY STATE*	L	63	76
2/16	at Morehead State*	L	52	68
2/21	at Tennessee Tech*	L	57	77
2/23	at Jacksonville State*	L	64	69
2/28	AUSTIN PEAY*	L	60	80
3/2	MOREHEAD STATE*	L	61	64

+ Junkanoo Jam (Bimini, Bahamas)

& Game played in Berea, Ky.

@ Game played in Georgetown, Ky.

* Ohio Valley Conference Game

--- Leading Scorer ---

Abby Wright (Sr., F, 13.2 ppg)

2019-20

Record: 11-18 (5-13 OVC)

Coach: Samantha Williams

Home: 5-9 Away: 6-9 Neutral: 0-0

Date	Opponent	W/L	EKU	OPP
11/6	NORTHERN KENTUCKY	W	69	62
11/9	at Memphis	W	63	60
11/17	at Butler	L	41	73
11/20	MIAMI (OHIO)	L	57	75
11/24	at Mercer	W(OT)	61	60
11/27	ALICE LLOYD	W	102	65
12/1	CHATTANOOGA	W	71	65
12/3	YOUNGSTOWN STATE	L	63	72
12/8	at Xavier	W	56	55

12/15	at Vanderbilt	L	69	75
12/20	at IUPUI	L	42	72
1/2	TENNESSEE TECH*	L	42	60
1/4	JACKSONVILLE STATE*	L	33	43
1/9	EASTERN ILLINOIS*	L	63	83
1/11	SIU EDWARDSVILLE*	W	49	46
1/16	at Belmont*	L	48	68
1/18	at Tennessee State*	W	61	55
1/23	at Jacksonville State*	L	54	68
1/25	at Tennessee Tech*	L(20T)	82	87
1/30	TENNESSEE-MARTIN*	L	50	65
2/1	SOUTHEAST MISSOURI*	L	44	60
2/6	at Eastern Illinois*	L	38	85
2/8	at SIU Edwardsville*	W	68	38
2/13	at Morehead State*	W	68	47
2/15	at Austin Peay*	L	53	69
2/20	TENNESSEE STATE*	L	64	67
2/22	BELMONT*	L	46	85
2/27	at Murray State*	L	65	66
2/29	MOREHEAD STATE*	W	64	58

* Ohio Valley Conference Game

--- Leading Scorer ---

Teri Goodlett (Jr., G, 10.5 ppg)

2020-21

Record: 9-15 (8-12 OVC)

Coach: Samantha Williams

Home: 4-6 Away: 5-9 Neutral: 0-0

Date	Opponent	W/L	EKU	OPP
11/25	at Indiana	L	51	100
11/29	at Louisville	L	58	101
12/11	at Morehead State*	W	50	49
12/14	MOREHEAD STATE*	W	74	59
12/18	at Chattanooga	W	62	45
12/22	at Northwestern	L	50	79
12/30	EASTERN ILLINOIS*	W	80	69
1/2	at Austin Peay*	L	51	69
1/7	JACKSONVILLE STATE*	L	60	74
1/9	TENNESSEE TECH*	W	73	65
1/14	at SIU Edwardsville*	W	79	63
1/16	at Eastern Illinois*	L	68	73
1/21	TENNESSEE-MARTIN*	L	39	65
1/23	SOUTHEAST MISSOURI*	L	55	61
1/28	at Tennessee Tech*	L	58	74
2/6	MURRAY STATE*	L	66	82
2/11	at Belmont*	L	73	82
2/13	at Tennessee State*	W	74	62
2/15	at Jacksonville State*	L	55	73
2/18	at Southeast Missouri*	W	82	72
2/20	at Tennessee-Martin*	L	62	81
2/22	AUSTIN PEAY*	L	49	65
2/25	BELMONT*	L	55	79
2/27	TENNESSEE STATE*	W	69	64

* Ohio Valley Conference Game

--- Leading Scorer ---

Jayla Johnson (Sr., F, 13.5 ppg)

2021-22

Record: 15-16 (7-9 ASUN)

Coach: Greg Todd

Home: 10-5 Away: 5-11 Neutral: 0-0

Date	Opponent	W/L	EKU	OPP
11/11	TRANSYLVANIA	W	74	51
11/14	at Northern Kentucky	L	61	76
11/17	at Evansville	L	57	67
11/22	UNION COLLEGE	W	120	53
11/27	XAVIER	L	60	73

12/5	at Illinois	L	57	71
12/9	CHATTANOOGA	W	60	55
12/12	at Miami (Ohio)	L	62	80
12/15	at Morehead State	W	66	43
12/16	at Louisville	L	38	82
12/18	PIKEVILLE	W	56	49
12/21	at Appalachian State	W(OT)	89	84
12/31	CUMBERLANDS	W	79	72
1/5	CENTRAL ARKANSAS*	W	61	46
1/8	at Bellarmine*	W	61	47
1/12	at North Alabama*	L	86	88
1/15	JACKSONVILLE STATE*	L	74	76
1/19	LIPSCOMB*	W	77	41
1/22	NORTH FLORIDA*	L	64	78
1/27	at Florida Gulf Coast*	L	70	92
1/29	at Stetson*	L	52	70
2/3	KENNESAW STATE*	W	68	58
2/5	LIBERTY*	L	55	69
2/9	at Jacksonville*	L	60	77
2/12	at Lipscomb*	W	82	69
2/17	NORTH ALABAMA*	L	65	74
2/19	at Central Arkansas*	W(OT)	65	59
2/24	at Jacksonville State*	L	51	64
2/26	BELLARMINE*	W	79	68
3/2	KENNESAW STATE^	W	71	57
3/6	at Liberty^	L	57	77

* ASUN Conference Game

^ ASUN Tournament

--- Leading Scorer ---

Jayla Johnson (Sr., F, 12.7 ppg)

Continued on next page

2022-23

Record: 18-14 (11-7 ASUN)

Coach: Greg Todd

Home: 12-3 Away: 5-9 Neutral: 1-2

Date	Opponent	W/L	EKU	OPP
11/7	EVANSVILLE	L	81	89
11/11	APPALACHIAN STATE	W	95	63
11/13	MOREHEAD STATE	W	64	55
11/18	vs. Marist+	L	57	70
11/19	vs. Rider+	W	85	64
11/23	MIDWAY	W	88	57
11/27	at No. 23 Tennessee	L	71	105
12/2	at Miami (Ohio)	L	68	73
12/8	at Northern Kentucky	L	69	79
12/13	at Boston College	L	65	76
12/18	at Army	W	83	62
12/20	UNION COLLEGE	W	103	48
12/29	ALICE LLOYD	W	110	49
1/2	KENNESAW STATE*	W	87	72
1/5	STETSON*	W	80	69
1/7	at Central Arkansas*	L	57	71
1/11	BELLARMINE*	W	85	79
1/14	at Bellarmine*	L	77	85
1/21	NORTH FLORIDA*	W	71	41
1/23	JACKSONVILLE*	W	79	70
1/26	at Florida Gulf Coast *	L	61	84
1/28	at Stetson *	W	83	70
2/2	LIPSCOMB *	L	65	74
2/4	AUSTIN PEAY *	L	69	82
2/9	at Kennesaw State*	L	63	70
2/11	at Jacksonville State*	W	64	58
2/16	NORTH ALABAMA*	W	76	63
2/18	CENTRAL ARKANSAS*	W	78	51
2/23	at Queens*	W	95	62
2/25	at Liberty*	L	77	90
3/1	at North Florida*	W	83	71
3/5	at No. 4 Austin Peay^	L	55	73

+ MAAC/ASUN Dublin Challenge (Dublin, Ireland)

* ASUN Conference Game

^ ASUN Tournament

--- Leading Scorer ---

Antwainette Walker (Sr., G, 20.1 ppg)

2023-24

Record: 22-12 (9-7 ASUN)

Coach: Greg Todd

Home: 11-3 Away: 10-8 Neutral: 1-1

Date	Opponent	W/L	EKU	OPP
11/6	HANOVER COLLEGE	W	94	43
11/9	at SIU Edwardsville	W	74	72
11/11	NORTHERN KENTUCKY	W	86	75
11/15	at Evansville	W	77	75
11/18	vs. UAB+	W	68	64
11/19	vs. No. 4 Utah+	L	72	117
11/25	CU-HARRODSBURG	W	100	25
12/4	SIMMONS COLLEGE	W	94	38
12/6	MIAMI (OHIO)	W	85	55
12/10	at Tennessee	L	63	72
12/15	at Tennessee State	W	79	69
12/17	at Chattanooga	L	44	52
12/19	at Southeast Missouri	W	57	48
12/29	SAMFORD	W	59	54
1/4	at Lipscomb*	L	59	64
1/6	at Austin Peay*	L	52	62
1/13	at Bellarmine*	W	79	66
1/18	CENTRAL ARKANSAS*	W	65	58
1/20	NORTH ALABAMA*	W	67	58
1/25	at Jacksonville*	W	59	51
1/27	at North Florida*	W	79	56

1/31	STETSON*	L	62	65
2/3	at Florida Gulf Coast*	L	69	82
2/8	QUEENS*	W	88	67
2/10	KENNESAW STATE*	W	69	66
2/15	at North Alabama*	W	84	57
2/17	at Central Arkansas*	L	49	83
2/20	at Chicago State	W	85	63
2/24	BELLARMINE*	W	72	67
2/29	AUSTIN PEAY*	L	55	63
3/2	LIPSCOMB*	L	68	71
3/9	at Lipscomb^	W	99	68
3/12	at Central Arkansas^	L	57	68
3/20	at Purdue Fort Wayne&	L	75	83

+ 2024 ConocoPhillips/ASRC Great Alaska Shootout (Anchorage, Alaska)
 * ASUN Conference Game
 ^ ASUN Tournament
 & - WNIT

--- Leading Scorer ---

Antwainette Walker (Grad., G, 18.3 ppg)



ALL-TIME ROSTER

- A -		- C -		Lauren Dubbert		2005-07		- H -	
Briana Abner	1989-90	Great Cahoe	1987-89	Cathy Dues	1995-99	Emma Hacker	2019-23		
LaRa`e Allen	2011-13	Lexi Campos	2018-19	Chance Dugan	1978-82	Heather Haddix	1989-90		
Althea Kara Angeles	2023-pres.	Marie Carpenter	2010-14	Calais Dunn	2005-06, 08-09	Freda Hagan	1980-84		
Tamara Arnold	2004-06	Leigh Carr	2001-04	- E -		Fatai Hala'api'api	2003-06		
Zoey Artist	1998-02	Karen Carrico	1985-87	Miranda Eckerle	2001-05	Lakeisha Hamilton	1995-96		
Niki Avery	2006-08	Sue Carroll	1976-80	Annette Elkin	1990-91	Marcia Haney	1981-85		
Kynnedey Azubike	2019-21	Ashley Cazee	2004-08	Jeanette Elkin	1990-91	Rhonda Hardesty	1989-94		
		Mashayla Cecil	2018-19	Corriana Evans	2020-21	Shelly Harper	2012-15		
- B -		Marsha Charles	1980-82	Karen Evans	1980-84	Susan Hatcher	1997-00		
Georgia Baldwin	2020-22	Rebecca Chesnut	1986-87			Kim Hatley	1988-89		
Jade Barber	2011-13	Sherry Clark	1988-89	- F -		A'Queen Hayes	2016-18		
Mary Lynn Barnett	1985-86	Valerie Clark	2017-19	Stephanie Falk	1981-82	Julie Haynes	1994-95		
Bria Bass	2017-22	Kaiti Cochren	2009-11	Casandra Ferguson	1998-00	Jasmine Henshaw	2012-16		
Reese Bass	2010-11	Carla Coffey	1984-88	Candice Finley	1997-01	Jada Higgins	2019-20		
Laura Becerra	2008-09	Colette Cole	2006-10	Karen Flannery	1997-99	Lori Hines	1984-85		
Maleaha Bell	2019-20	Brittany Coles	2009-13	LaTonya Fleming	1988-89	Nancy Hoist	2004-05		
LaTonyah Bentley	2007-08	Ally Collett	2021-22	Angela Fletcher	1984-86	Sonjia Hoston	2008-10		
Aasiya Berry	2018-19	Cynthia Collins	1991-92	Bridgid Fox	2021-24	Ashleigh Huffman	2002-05		
Genna Berryman	1982-83	Shakeyia Colyer	2009-11	Sara Fraser-Jones	2008-10	Adrienne Hughes	1978-79		
Alicia Binion	2002-04	Laechia Conley	2006-07	Kayra Freeman	2021-23	Michaela Hunter	2013-17		
Maisha Thomas Blanton	1991-95	Candis Cook	2001-05	Lisa Fussell	1993-94	Candise Hurdle	2003-04		
Viv Bohon	1981-84	Alexus Cooper	2012-17						
Mikki Bond	1998-02	Kaitlyn Costner	2023-pres.	- G -		- J -			
Carla Booth	2011-12	Tina Cottle	1983-85	Pam Garrett	2001-05	Barbie Jackson	1999-00		
Aimee Bouie	2010-12	Loretta Coughlin	1976-80	Peggy Gay	1975-79	Andrea Jenkins	2005-07		
Nicole Bowers	2013-15	Kelly Cowan	1987-91	Marla Gearhart	1996-00	Ann Jernigan	2015-17		
Tamika Bowers	2003-07	Angie Cox	1988-92	Dafne Giancesini	2020-21	Ashley Johnson	2015-16		
Shannon Brady	1981-85	Brie Crittendon	2021-24	Jaree Goodin	1989-93	Diane Johnson	1979-80		
Kathy Branch	1986-87	Kristy Cromer	1987-88	Lisa Goodin	1980-84	Jayla Johnson	2020-22		
Rachel Bristow	2008-09	Kim Cunningham	1993-94	Teri Goodlett	2017-20	Kenya Johnson	2017-18		
Amadi Brooks	2013-17	Jerilyn Cushing	1992-94	Trina Goodrich	1994-98	Kiejon Johnson	2003-06		
Ja'Lyn Brooks	2016-17			Kennedy Gore	2017-18	Alex Jones	2009-13		
Carole Brown	1987-88	- D -		Joan Gotti	1978-81	Cheryl Jones	1989-92		
Melissa Brown	1993-94	De'ayra Davis	2019-20	Raechele Gray	2011-13	Crystal Jones	2006-08		
Shannon Browning	1995-99	Stephanie Davis	1992-97	I'liyah Green	2019-22	Shavonne Jones	2005-08		
Angie Bryant	1988-90	Talisha Davis	2009-10	Brittany Grice	2017-19	Stephanie Jones	1987-88		
Jalisa Bryant	2011-13	Tiffany Davis	1993-97	Sandra Grieb	1977-80	Anysa Jordan	2019-22		
Hallie Burger	1988-89	Nyame Dobson	1997-98			Velma Jordan	1981-82		
		Laphelia Doss	1994-98						
		Cierra Drake	2013-15						
		Kayla Drake	2008-09						

- K -		Sondra Miller	1984-88	Karen Rimer	1978-80	- U -	
Catie Kaifes	2018-20	Aquanta Milligan	1987-89	Chrissy Roberts	1996-98	Tracey Underwood	1984-86
Katie Kalahar	1989-90	Abbey Morton	2022-23	Kim Roberts	1992-93		
Katie Kelly	2000-04	Laura Morris	1990-91	Deja Robinson	2015-16	- V -	
Arina Khlopkova	2021-22	Nadia Mossong	2007-11	Natasha Robinson	2010-11	Vicki Viox	1978-80
Tracey Kindred	1989-90	Samari Mowbray	2019-20	Marcella Rocha	2016-17		
Jennifer King	1995-99	Sandra Mukes	1978-82	Emely Rosario	2017-18	- W -	
Sandy Kinkton	1980-81	Paige Murphy	2018-19	Clara Rosini	2020-21	Antwainette Walker	2022-24
Amber Kirkpatrick	2006-07	Kathy Murray	1989-90			Pilar Walker	2011-14
Ariel Kirkwood	2021-23	Shameekia Murray	2014-16	- S -		Larrya Wall	1997-01
Michaellea Kleist	2009-10	Ilona Muszak	2007-09	Laura Seay	1982-83	Stephany Wallace	1995-96
Tracy Korbitt	1986-87			Bre Shaw	2011-12	Lyndsey Warbington	1999-03
Kaia Kosk	2008-09	- N -		Laura Shelton	2002-06	Kristy Ward	1995-96
		Shavontae Naylor	2015-17	Margy Shelton	1982-86	Lindsey Waters	2007-08
- L -				Saniyah Shelton	2023-24	Tina Wermuth	1979-83
Kalissa Lacy	2021-23	- O -		Charlotte Sizemore	1997-02	Cherie White	2007-11
Mariah Lawrence	2011-12	Tekielia Oden	1999-01	Jennifer Smiley	2010-11	Zee Willix	2015-17
Julie Levis	1984-85	Jalen O'Bannon	2014-17	Jalisa Smith	2017-18	Tami Wingate	1995-96
Jasmine Lewin	2008-11			Joya Smith	2017-19	Kendall Wingle	2020-21
Kailani Lindsey	2023-pres.	- P -		Synisha Smith	2000-02	India Wood	2004-06
		Lisa Pace	1994-98	Cathy Snipes	1987-88	Madison Wood	2016-18
- M -		Cheryl Palmer	1988-89	Shay Solomon	2015-20	Abby Wright	2015-19
Segena Mackeroy	1991-93	Loretta Pate	1982-84	Qay Stanton	2019-20		
Marissa Mackins	2022-23	Jennifer Patterson	2004-06	Jasmine Stafford	2012-15	- Y -	
Jenny Magrane	1987-88	Jill Perry	1999-03	Katie Stearns	1999-00	Kasey Young	2013-14
Miranda Maples	2012-16	Madison Pierce	2017-19	Amerah Steele	2020-21	Samantha Young	1991-96
Van Marshel	1983-88	Louista Pierre	2002-06	LaTanya Stokes	2007-08		
J'lyn Martin	2017-19	Katie Pippen	2013-17	Jasmine Stovall	2010-12	- Z -	
Crystal Mason	1998-01	Meredith Polson	2011-15			Sue Zylstra	1989-93
Mariah Massengill	2013-17	Ashley Pritchett	2009-11	- T -			
Tiffany Mayfield	1991-93	Shanda Pulliam	1979-80	Cindy Taylor	1985-87		
Kim Mays	1992-95			Dana Taylor	1980-83		
Natalie Mays	1996-97	- R -		Pam Taylor	1985-86		
Lindsay McClellan	2000-01	Danielle Rainey	2022-23	Rita Taylor	1976-80		
Omni McCluney	2002-04	Regie Rattler	1986-87	Shamira Thedford	1997-99		
Hailey McCoy	2018-19	Alice Recanati	2020-pres.	Jayne Thiem	2005-07		
Sierra McCullough	2023-24	Kathy Redling	1979-80	NeKiyah Thompson	2023-24		
Sheletha McEaddy	1990-92	Tina Reece	1985-89	Raphaella Toussaint	2023-pres.		
Jasmine McGinnis-Taylor	2023-pres.	Amanda Reid	1996-97	Jada Triplett	2015-16		
Shannah McIntosh	1990-94	Ericka Richardson	2017-18	Ivy Turner	2023-24		
Teresa McNair	1999-03	Karen Richardson	1980-81				
Kate Middeler	2005-06	Tae'Lour Richardson	2016-18				

NOTEBOOK

[illegible]

NOTEBOOK

This image shows a single page from a notebook or ledger. The page is white and features horizontal blue ruling lines spaced evenly apart. At the top center of the page, the word "NOTEBOOK" is printed in a bold, black, sans-serif font. The rest of the page is left blank, showing only the continuous pattern of horizontal lines.