



most exciting 40  
minutes in sports



# 2024-25 Men's Basketball Schedule

<u>Date</u>		<u>Opponent</u>	<u>Location</u>	<u>Time</u>
<b>Nov. 4</b>	<b>(Mon)</b>	<b>vs. Alice Lloyd</b>	<b>Berea, Ky.</b>	<b>7 p.m.</b>
Nov. 8	(Fri)	at East Tennessee	Johnson City, Tenn.	7 p.m.
Nov. 12	(Tue)	at Clemson	Clemson, S.C.	7 p.m.
Nov. 19	(Tue)	at Chicago State	Chicago, Ill.	7 p.m.
Nov. 25-27	(Mon-Wed)	<i>Gulf Coast Showcase</i>	<i>Estero, Fla.</i>	
Nov. 25	(Mon)	vs. TBA		TBA
Nov. 26	(Tue)	vs. TBA		TBA
Nov. 27	(Wed)	vs. TBA		TBA
Dec. 1	(Sun)	at Troy	Troy, Ala.	3 p.m.
<b>Dec. 6</b>	<b>(Fri)</b>	<b>vs. Campbellsville-Harrodsburg</b>	<b>Berea, Ky.</b>	<b>7 p.m.</b>
Dec. 11	(Wed)	at Pittsburgh	Pittsburgh, Pa.	7 p.m.
<b>Dec. 14</b>	<b>(Sat)</b>	<b>vs. Eastern Illinois</b>	<b>Berea, Ky.</b>	<b>8 p.m.</b>
<b>Dec. 21</b>	<b>(Sat)</b>	<b>vs. Jacksonville State</b>	<b>Berea, Ky.</b>	<b>2 p.m.</b>
Dec. 28	(Sat)	at Louisville	Louisville, Ky.	12 p.m.
Jan. 2	(Thur)	at Central Arkansas*	Conway, Ark.	7:30 p.m.
Jan. 4	(Sat)	at North Alabama*	Florence, Ala.	5:30 p.m.
<b>Jan. 9</b>	<b>(Thur)</b>	<b>North Florida*</b>	<b>Richmond, Ky.</b>	<b>7 p.m.</b>
<b>Jan. 11</b>	<b>(Sat)</b>	<b>Jacksonville*</b>	<b>Richmond, Ky.</b>	<b>4 p.m.</b>
Jan. 16	(Thur)	at Austin Peay*	Clarksville, Tenn.	8 p.m.
<b>Jan. 18</b>	<b>(Sat)</b>	<b>Bellarmine*</b>	<b>Richmond, Ky.</b>	<b>7 p.m.</b>
<b>Jan. 23</b>	<b>(Thur)</b>	<b>Stetson*</b>	<b>Richmond, Ky.</b>	<b>7 p.m.</b>
<b>Jan. 25</b>	<b>(Sat)</b>	<b>Florida Gulf Coast*</b>	<b>Richmond, Ky.</b>	<b>4 p.m.</b>
Jan. 30	(Thur)	at Lipscomb*	Nashville, Tenn.	8 p.m.
<b>Feb. 1</b>	<b>(Sat)</b>	<b>Austin Peay*</b>	<b>Richmond, Ky.</b>	<b>4 p.m.</b>
Feb. 6	(Thur)	at Florida Gulf Coast*	Fort Myers, Fla.	7 p.m.
Feb. 8	(Sat)	at Stetson*	DeLand, Fla.	4 p.m.
<b>Feb. 13</b>	<b>(Thur)</b>	<b>West Georgia*</b>	<b>Richmond, Ky.</b>	<b>7 p.m.</b>
<b>Feb. 15</b>	<b>(Sat)</b>	<b>Queens*</b>	<b>Richmond, Ky.</b>	<b>4 p.m.</b>
<b>Feb. 18</b>	<b>(Tue)</b>	<b>Lipscomb*</b>	<b>Richmond, Ky.</b>	<b>7 p.m.</b>
Feb. 20	(Thur)	at Bellarmine*	Louisville, Ky.	6:30 p.m.
Feb. 24	(Mon)	at Jacksonville*	Jacksonville, Fla.	7 p.m.
Feb. 26	(Wed)	at North Florida*	Jacksonville, Fla.	7 p.m.
March 2	(Sun)	ASUN Conference Tournament - First Round	TBD	TBA
March 3	(Mon)	ASUN Conference Tournament - Quarterfinals	TBD	TBA
March 6	(Thur)	ASUN Conference Tournament - Semifinals	TBD	TBA
March 9	(Sun)	ASUN Conference Tournament - Finals	TBD	TBA

Home Games In **Bold**

\* Denotes Atlantic Sun Conference Game

Times given are Eastern Time and subject to change



**Table Of Contents**

Quick Facts ..... 1

**2023-24 EKU MEN'S BASKETBALL**

2023-24 Schedule ..... IFC  
 2023-24 Colonel Roster ..... 2  
 Head Coach A.W. Hamilton ..... 3-4  
 Assistant Coaches/Staff ..... 5-7  
 Player Bios ..... 8-13  
 Individual Career Stats ..... 14-17

**2023-24 SEASON REVIEW**

Individual Statistics ..... 18  
 Results / Team Statistics ..... 18  
 Conference Only Individual Statistics ..... 19  
 Conference Only Results/Team Statistics ..... 19

**MEN'S BASKETBALL PROGRAM HISTORY**

EKU Basketball History ..... 20-25  
 Postseason History ..... 21-25  
 The Record Book ..... 26-28  
 ASUN Tournament History ..... 29  
 ASUN Only Team Season Records ..... 30-31  
 ASUN Only Team Game Records ..... 32-33  
 ASUN Only Individual Season Records ..... 34  
 ASUN Only Individual Game Records ..... 35  
 ASUN Tournament Single Game Team Records ..... 36  
 ASUN Tournament Team Records ..... 37  
 ASUN Tournament Individual Game Records ..... 38  
 ASUN Tournament Individual Records ..... 39  
 All-Time Colonel Honors ..... 40-41  
 100 Years of Basketball ..... 42  
 EKU Athletics Hall of Fame ..... 44  
 All-Time Roster ..... 44-48  
 Coaching History ..... 50  
 Record Versus All Opponents ..... 51-55  
 Year-By-Year Results ..... 56-77  
 Alumni Coliseum - Baptist Health Arena ..... 78

**2023-24 Quick Facts**

**GENERAL INFORMATION**

Location ..... Richmond, Ky.  
 Founded/Enrollment ..... 1906/15,008  
 Nickname (Colors) ..... Colonels (Maroon and White)  
 Affiliation ..... NCAA Division I  
 Conference ..... Atlantic Sun Conference  
 Arena (Capacity) ..... Baptist Health Arena (6,500)  
 President ..... Dr. David McFadden  
 Director of Athletics ..... Kyle Moats  
 Senior Woman Administrator ..... Rachel Park

**PROGRAM INFORMATION**

First Year ..... 1909-10  
 All-Time Record ..... 1,359 - 1,249  
 All-Time Regular Season OVC Record ..... 555 - 532  
 All-Time Regular Season ASUN Record ..... 29-27  
 NCAA Tournament Appearances ..... 8  
 ..... (1953, 1959, 1965, 1972, 1979, 2005, 2007, 2014)  
 NCAA Tournament Record ..... 0-8  
 NIT Appearances ..... 0  
 College Basketball Invitational (CBI) ..... 2 (2010, 2023)  
 ASUN Regular Season Championships ..... 1 (2023-24)  
 OVC Regular Season Championships ..... 6  
 ..... (1952-53, 1958-59, 1960-61, 1964-65, 1971-72, 1978-79)  
 OVC Tournament Championships ..... 6

**COACHING STAFF**

**Head Coach** ..... **A.W. Hamilton**  
 Alma Mater ..... Marshall, 2005  
 Record at EKU & Career (Years) ..... 104-88 (6)  
**Assistant Coach** ..... **AJ Clark (First Season)**  
 Alma Mater ..... Pfeiffer, 2016  
**Assistant Coach** ..... **Ron Jirsa (First Season)**  
 Alma Mater ..... Gettysburg College, 1981  
**Assistant Coach** ..... **Steve Lepore (Seventh Season)**  
 Alma Mater ..... Wake Forest, 2003  
**Director of Operations** ..... **Matt Hurt (First Season)**  
**Athletics Trainer** ..... **Kyle Whonsetler (First Season)**

**TEAM INFORMATION**

2023-24 Record ..... 17-14  
 ASUN Conference ..... 12-4  
 Home ..... 13-4  
 Away ..... 4-10  
 Neutral ..... 0-0  
 2023-24 Conference Finish ..... 1st of 12 teams  
 2023-24 Postseason ..... None  
 Starters Returning/Lost ..... 1/4  
 Players Returning/Lost ..... 6/10  
 Newcomers ..... 9

**EKUSPORTS COMMUNICATIONS**

**Associate Director EKUSports Communications**  
**(Men's Basketball Contact)** ..... **Kevin Britton**  
 Email ..... kevin.britton@eku.edu  
 Office Phone ..... (859) 622-2006  
 Mailing Address ... 521 Lancaster Avenue, Commonwealth 1111  
 ..... Richmond, KY 40475  
 EKU Athletics Website ..... www.EKUSports.com  
 EKU Website ..... www.EKU.edu  
 ASUN Website ..... www.asunsports.org

**NUMERICAL ROSTER**

<u>No.</u>	<u>Name</u>	<u>Pos.</u>	<u>Ht.</u>	<u>Wt.</u>	<u>Cl.</u>	<u>Hometown (Previous School)</u>
0	Turner Buttry	G	5-11	165	Jr.	Bowling Green, Ky. (Bowling Green HS)
1	Mayar Wol	F	6-8	196	So.	Raleigh, N.C. (College of Charleston)
2	Jordan Crawford	G	6-3	178	R-So.	Charlotte, N.C. (College of Charleston)
3	George Kimble III	G	6-2	184	So.	Tampa, Fla. (Eckerd College)
4	Micah Davis	G	6-2	172	Fr.	Greenwood, Ind. (Franklin Community HS)
5	Jayden Harris	W	6-7	189	Fr.	Dumfries, Va. (Massanutten Military Academy)
10	Devontae Blanton	W	6-6	214	Sr.	Macedonia, Ohio (St. Edward HS)
11	Jackson Holt	G	6-4	185	R-So.	Cincinnati, Ohio (Moravian Prep)
12	Robby Todd	F	6-7	220	So.	Richmond, Ky. (Madison Central HS)
13	Montavious Myrick	F	6-8	208	Sr.	Atlanta, Ga. (Southern Union State CC)
15	Reece Holbrook	G	5-11	152	Fr.	Louisville, Ky. (Louisville Collegiate HS)
21	Yvens Paul	F	6-7	220	R-So.	Naples, Fla. (Florida Southwestern State College)
22	Cyril Martynov	C	7-0	229	Jr.	Barrie, Ontario (Eastern Michigan)
23	James Mayor	C	6-10	200	Fr.	Ashland, Ky. (Paul Blazer HS)
25	Tyler Andrews	G	6-6	205	Jr.	Los Angeles, Calif. (UMKC)
42	DJ Nussbaum	C	6-8	235	Sr.	Houston, Texas (Virginia Military Institute)

**ALPHABETICAL ROSTER**

<u>No.</u>	<u>Name</u>	<u>Pos.</u>	<u>Ht.</u>	<u>Wt.</u>	<u>Cl.</u>	<u>Hometown (Previous School)</u>
25	Tyler Andrews	G	6-6	205	Jr.	Los Angeles, Calif. (UMKC)
10	Devontae Blanton	W	6-6	214	Sr.	Macedonia, Ohio (St. Edward HS)
0	Turner Buttry	G	5-11	165	Jr.	Bowling Green, Ky. (Bowling Green HS)
2	Jordan Crawford	G	6-3	178	R-So.	Charlotte, N.C. (College of Charleston)
4	Micah Davis	G	6-2	172	Fr.	Greenwood, Ind. (Franklin Community HS)
5	Jayden Harris	W	6-7	189	Fr.	Dumfries, Va. (Massanutten Military Academy)
15	Reece Holbrook	G	5-11	152	Fr.	Louisville, Ky. (Louisville Collegiate HS)
11	Jackson Holt	G	6-4	185	R-So.	Cincinnati, Ohio (Moravian Prep)
3	George Kimble III	G	6-2	184	So.	Tampa, Fla. (Eckerd College)
22	Cyril Martynov	C	7-0	229	Jr.	Barrie, Ontario (Eastern Michigan)
23	James Mayor	C	6-10	200	Fr.	Ashland, Ky. (Paul Blazer HS)
13	Montavious Myrick	F	6-8	208	Sr.	Atlanta, Ga. (Southern Union State CC)
42	DJ Nussbaum	C	6-8	235	Sr.	Houston, Texas (Virginia Military Institute)
21	Yvens Paul	F	6-7	220	R-So.	Naples, Fla. (Florida Southwestern State College)
12	Robby Todd	F	6-7	220	So.	Richmond, Ky. (Madison Central HS)
1	Mayar Wol	F	6-8	196	So.	Raleigh, N.C. (College of Charleston)

**Head Coach:** A.W. Hamilton (Marshall, 2005), Seventh Season  
**Assistant Coach:** AJ Clark (Pfeiffer University, 2016), First Season  
**Assistant Coach:** Ron Jirsa (Gettysburg College, 1981), First Season  
**Assistant Coach:** Steve Lepore (Wake Forest, 2003), Sixth Season  
**Director of Operations:** Matt Hurt (Alice Lloyd, 2007), First Season


**• A.W. Hamilton**
**Title:** Head Coach

**Year at EKU:** Seventh Season

**Alma Mater:** Marshall, 2005

**CHAMPIONS!** A.W. Hamilton led EKU to the 2023-24 Atlantic Sun Conference Regular Season Championship. It was the first regular season conference title for the Colonels in 45 years (1979) and the seventh in program history. Hamilton was chosen as the ASUN Coach of the Year and the NABC District III Coach of the Year. He is the first coach in program history to be named conference coach of the year two times.

Hamilton has taken Colonel basketball to heights very few coaches who came before him have reached. In many cases he has accomplished what no EKU men's basketball head coach has ever done.

In his first six seasons as head coach, the Colonels broke 68 program records. In 2022-23, Hamilton led the team to 23 wins, the third most in one season in program history. In 2020-21, EKU won 22 games, tied for the fourth-most in program history. That means Hamilton has coached two of the five winningest teams ever in addition to one of only seven regular season conference championship teams. He is one of only three coaches in program history to lead the Colonels to multiple 20-win seasons. Hamilton is the only EKU coach to lead his team to 12 or more conference wins in a season four different times.

Hamilton's brand of basketball – "The Most Exciting 40 Minutes in Sports" – has resonated with Colonel fans. A new record for season tickets was set in 2021-22 and again in 2022-23. The crowd of 6,303 for the game against Western Kentucky on Nov. 10, 2022 was the largest in more than 20 seasons. EKU led the ASUN in average home attendance in 2022-23, the first time a Colonel team had ever led its conference in attendance, and then led the league in attendance again in 2023-24.

As part of "The Most Exciting 40 Minutes In Sports", in three of the past four seasons Hamilton's teams have led the conference in scoring. EKU was the eighth highest scoring team in the nation in 2020-21, averaging more than 80 points per game, the 16th highest scoring team in 2021-22, 30th in 2022-23 and 29th in 2023-24 with an average of 81 points per game.

In five of Hamilton's six seasons as head coach the Colonels have led the conference in steals and turnovers forced, ranking among the top-10 in the nation four of the last six years. In addition to scoring, steals and turnovers forced, EKU has consistently been among the conference and national leaders in assists and 3-pointers as well.

In May of 2023, Eastern Kentucky University secured Hamilton's place as leader of the program with a contract extension through the 2026-27 season.

In his first six seasons as head coach, Hamilton has tutored nine all-conference selections, a conference player of the year, a conference defensive player of the year, three all-freshman/newcomer honorees and two conference all-tournament picks.

**2023-24 Season**

Multiple national preseason publications, and two preseason polls conducted by the league office, picked the Colonels to win the ASUN Conference in 2023-24. CollegeInsider.com had the Colonels ranked as the 20th-best team in their Preseason Mid Major Top 25. EKU won its first seven conference games, which tied the best start to conference play in program history. No squad had started the league schedule with seven straight wins since 1959-60.

A win over Jacksonville on Jan. 25 was Hamilton's 97th as coach of the Colonels. He moved past Max Good (96) as the fourth winningest coach in program history. Paul McBrayer (214), Jeff Neubauer (188) and Rome Rankin (135) make up the top three. Hamilton finished his sixth season with 104 wins.

The Colonels set a new program mark for blocks in a game with 13 against Troy on Nov. 27. For the second straight season, the team set a new single season blocks record with 190. This squad also set a new mark with 6.13 blocks per game. EKU was fifth in the nation in blocks per game, 14th in rebounds per game (40.13), 17th in offensive rebounds per game (13.23) and 29th in scoring (80.8/game).

In his second year in the program, Isaiah Cozart turned in one of the most impressive seasons in program history under Hamilton's guidance. Cozart was chosen as the ASUN Player of the Year and the ASUN Defensive Player of the Year. He was the unanimous selection as defensive player of the year and the first player in conference

history to earn player and defensive player of the year recognition in the same season. Cozart was also chosen First Team All-ASUN, First Team NABC All-District and played in the Reese's Division I All-Star Game in Phoenix during the Final Four. Following the season, Cozart was selected as a finalist for the 2024 Lou Henson National Mid-Major Player of the Year Award and the 2024 Lefty Driesell National Defensive Player of the Year Award. In April, he was invited to the prestigious Portsmouth Invitational, a pre-NBA Draft Combine tournament.

All these honors came after Cozart averaged 15.6 points, 10.0 rebounds and 3.87 blocks per game while shooting 65 percent from the field. He led the NCAA in blocks (116) and blocks per game. He ranked fifth in the nation in offensive rebounds (4.10/game), sixth in field goal percentage, 17th in rebounding and 26th in double-doubles (14). He recorded EKU's first ever triple-double with 10 points, 13 rebounds and 11 blocks against Troy.

Cozart finished the 2023-24 season with 467 points and 301 rebounds, just the sixth time in program history a player has eclipsed 400 points and 300 rebounds in the same season. He was the first EKU player to average a double-double since 1995-96. That feat has now only been accomplished 25 times in program history and only four times since 1978-79.

The Richmond native left EKU as the program record holder for career field goal percentage, blocks in a season, blocks in a game and career blocks.

In addition to Cozart's success on the court, one of Hamilton's first recruits concluded his decorated career. Michael Moreno ended his career first in program history in 3-pointers made (334) and games played (161), second in rebounds (958), sixth in scoring (1,631) and eighth in steals (168). During EKU's game at Stetson on Moreno grabbed his 900th career rebound becoming the only player in program history with 1,500 points and 900 rebounds.

Leland Walker earned First Team All-ASUN honors and Second Team NABC All-District recognition. He set a new program record with 16 assists in a game. Devontae Blanton, the 2023 ASUN Preseason Player of the Year, earned Third Team All-ASUN honors. John Ukomadu finished second in the 2024 College Slam Dunk Championship in Phoenix.

**2022-23 Season**

In 2022-23, Hamilton led the Colonels to the championship game of the College Basketball Invitational (CBI). It was the program's first national postseason tournament title game ever and the first time in 78 years that an EKU team won three games in a national tournament.

Despite being picked to finish 10th in the ASUN Conference in 2022-23, the Colonels placed third. EKU led all NCAA Division I teams in Kentucky in wins (23). The squad broke 19 program records, including points in a season, blocks in a season, field goals in a season and games played. Hamilton was a finalist for the 2023 Skip Prosser Man of the Year Award which honors coaches who not only achieve success on the basketball court but who display moral integrity off it as well.

Moreno set single game program records for 3-pointers (11) and 3-point attempts (22) in 2022-23. Blanton capped the 2022-23 season by earning first team All-ASUN honors, first team NABC All-District recognition, and ASUN and CBI All-Tournament distinction.

The 2022 recruiting class, the highest ranked EKU class ever, was ranked as high as 65th in the nation by 247Sports – higher than such programs as Kansas State, Pittsburgh, national champion Connecticut, Georgia and Oklahoma State. The class included the program's first-ever ESPN four-star freshman recruit, a former four-star high school prospect, a three-star freshman point guard, a former three-star high school forward, a three-star freshman center, a junior college All-American and Kentucky's Mr. Basketball, the first to come to EKU as a freshman since 1980.

**2021-22 Season**

Hamilton reached a special milestone during the 2021-22 season. EKU's win over North Alabama on Feb. 16, 2022, was Hamilton's 300th victory as a head coach.

The Colonels broke program records that season for 3-pointers in a game (25), 3-pointers attempted in a game (51), 3-pointers made (363) and attempted (1,029) in a season, and 3-point field goals in a road game (18).

EKU ranked second in the country in turnover margin (+5.84), third in 3-pointers per game (11.71), fourth in steals per game (10.19), seventh in turnovers forced (17.42) and 19th in offensive rebounds (12.58). The team led the ASUN in all those

categories as well.

**2020-21 Season**

In 2020-21 Hamilton was a finalist for the Hugh Durham National Coach of the Year Award after leading the Colonels to a 22-7 mark and winning the most conference games in program history (15). The team ranked as high as No. 12 in the College Insider Mid-Major Top 25 and concluded that season ranked 25th.

Those 22 wins are tied for the fourth-most in program history. The .759 winning percentage in 2020-21 was the best by a Colonel team since 1964-65, and was the highest winning percentage by any NCAA Division I team in the Commonwealth of Kentucky that season. The squad began the 2020-21 campaign with a 14-2 mark, the best start for an EKU team in 74 years. The Colonels also led the nations in steals (10.3 per game).

During the 2019-20 and 2020-21 seasons, the Colonels won 27 conference games combined which is the most-ever for the program during a two-year period.

Wendell Green Jr. broke the single game assist record, the freshman record for assists in a season and was selected to the Freshman All-America Team in 2020-21. .

**2019-20 Season**

Following a 6-12 conference record in his first season, Hamilton reversed those numbers to the tune of a 12-6 league mark in 2019-20. He was chosen as the conference and NABC District Coach of the Year. It was the first time since 1987 an EKU coach was chosen as the conference coach of the year.

In addition to leading the country in steals, the Colonels ranked second in turnovers forced per game, second in turnover margin, second in tempo/pace and eighth in scoring.

**2018-19 Season**

The Georgetown, Kentucky native was hired as Eastern Kentucky University's 21st men's basketball head coach on March 23, 2018.

In his first season at the helm, Hamilton brought "The Most Exciting 40 Minutes in Sports" to Richmond. The Colonels played an up-tempo style of basketball, ranking 13th in the country in scoring at 82.6 points per game. On Dec. 29, 2018, EKU shattered the program's single-game scoring record with 145 points in a win over Brescia University. In the process, the Colonels broke the conference record for points in a half with 87.

Nick Mayo had the best season of his decorated career in 2018-19, ranking 10th in the country in scoring and becoming the first Colonel since 2002 to drop 40 points in a game.

**Before EKU**

A former prep star at Scott County High School, Hamilton spent the 2017-18 season as an assistant coach under Kevin Keatts at North Carolina State University. He helped lead the Wolfpack to the NCAA Tournament with a 21-12 record, including wins over No. 2 Arizona, No. 2 Duke and No. 10 North Carolina.

Before joining Keatts in Raleigh, Hamilton was the head coach of one of the top prep basketball programs in the country, Hargrave Military Academy, from 2011 to 2017. Hargrave reached unprecedented levels of success during Hamilton's six-year tenure, compiling a record of 237-22, averaging 40 wins per season and winning the 2016 National Prep Championship.

Hamilton's Hargrave teams posted eye-popping numbers, setting the school record for wins in a season (47, 2016) and points scored in a single game (163, 2017). His 2015-16 squad averaged 114 points per game. Across the 2015-16 and 2016-17 seasons, the Tigers won 45 straight games and went 364 days between losses. Hamilton was named the National Prep Coach of the Year in 2012 and 2016.

Before being named head coach at Hargrave, Hamilton was an assistant under Keatts at the school from 2006 to 2011. During Hamilton's 11 years with the program, Hargrave produced 113 NCAA Division I players, one McDonald's All-American, one Parade All-American and nine NBA players. On Sept. 21, 2017, Hamilton was inducted into the Hargrave Military Academy Basketball Hall of Fame.

Hamilton starred at Scott County High School in the 1990s, leading the Cardinals to a state title in 1998 and a state runner-up finish in 1999. He was named first team all-state and played in the prestigious Kentucky-Indiana All-Star Game following his senior season. On Sept. 4, 2015, Hamilton was inducted into the Scott County High School Athletic Hall of Fame.

Hamilton was the starting point guard for Keatts at Hargrave Military Academy during the 1999-2000 season, leading the Tigers to a 23-3 record and a No. 2 national ranking. While at Hargrave, Hamilton signed a full scholarship to play basketball at Wake Forest University.

After a year and a half at Wake Forest, Hamilton transferred to Marshall. He was a three-year captain for the Thundering Herd (2002-05), and led the team in assists, steals and minutes played all three seasons he was there. Hamilton ranks in the top 10 in school history in assists and in the top 20 in steals. Following his playing days in Huntington, Hamilton served as Marshall's graduate assistant for one season (2005-06).

Hamilton earned a bachelor's of science in communications from Marshall in 2005.

**What Others are Saying About A.W. Hamilton ...**

"A.W. Hamilton is an outstanding hire by EKU. His track record in prep school and path to becoming a head coach is identical to current N.C. State Head Coach Kevin Keatts."

– **Adam Finkelstein, Scout/Recruiting Analyst, ESPN**

"I have never had a better leader in all my years of coaching than A.W. Hamilton. He's an excellent coach and teacher of the game of basketball."

– **Billy Hicks, Former Head Coach, Scott County HS**

"A.W. Hamilton is one of the elite recruiters and young coaches in the country. His connections with AAU programs have boosted his ability to land marquee recruits at Hargrave, along with N.C. State. Eastern Kentucky will flourish under Coach Hamilton's leadership."

– **Evan Daniels, Former 247Sports National Recruiting Director**

"A.W. Hamilton is a man of high character, strong family values, and integrity. His coaching success at Hargrave wasn't just measured by wins on the court. It directly tied to helping our young men understand that character, responsibility, and leadership are the key components to becoming winners in life. I've never witnessed a faster or more exciting brand of basketball than A.W.'s"

– **Brigadier General Doyle D. "Don" Broome, Jr. (U.S. Army Ret.), Former Hargrave Military Academy President**

"A.W. Hamilton is the definition of consistency and effort. He understands the value of hard work and treating people right, all while getting the best out of everybody around him on a day-to-day basis. His attention to detail and competitive edge will be seen through his players by how hard they play for each other and Eastern Kentucky University."

– **Kevin Keatts, Head Coach, North Carolina State University**

**Hamilton Record  
Versus All Opponents**

Alabama	0-1
Albany	1-0
Alice Lloyd	2-0
Austin Peay	5-4
Belmont	1-6
Bellarmine	4-2
Bethany	1-0
Boyce	1-0
Brescia	2-0
Campbellsville-Harrodsburg	1-0
Central Arkansas	4-2
Charleston Southern	1-1
Charlotte	0-1
Chattanooga	2-0
Chicago State	1-0
Cincinnati	0-1
Cleveland State	1-1
Duquesne	0-1
East Carolina	0-1
Eastern Illinois	5-1
Florida Gulf Coast	2-1
Florida International	0-1
Georgetown College	1-0
Georgia State	1-0
High Point	2-0
Indiana State	1-0
Jacksonville	2-2
Jacksonville State	5-4
James Madison	0-2
Kansas State	0-1
Kennesaw State	4-2
Kentucky	0-1
Liberty	1-3
Lipscomb	2-3
Louisiana	0-1
Louisville	0-1
Marshall	0-3
Miami (Ohio)-Middletown	1-0
Midway	2-0
Milwaukee	1-0
Morehead State	3-4
Murray State	0-4
North Alabama	4-2
Northern Iowa	0-1
Northern Kentucky	2-3
North Florida	3-1
Ohio-Chillicothe	1-0
Ohio Valley	1-0
Prairie View A&M	0-1
Purdue	0-1
Queens	2-1
Radford	1-1
SIU Edwardsville	2-2
South Carolina-Upstate	2-1
Southeast Missouri	3-1
Southern California	0-1
Southern Utah	1-0
Stetson	1-2
Tennessee	0-2
Tennessee-Martin	4-1
Tennessee State	6-1
Tennessee Tech	5-1
Texas A&M-Commerce	0-1
Transylvania	1-0
Troy	1-1
UNC Asheville	1-0
UNC Greensboro	1-1
Western Kentucky	0-4
West Virginia	0-1
West Virginia Tech	1-0
Wilberforce	1-0
Xavier	0-2
<b>TOTAL</b>	<b>104-88</b>

**Coke** ZERO SUGAR  
**Best Coke**  
**Ever?**



***EKU***



**BSN SPORTS**<sup>®</sup>  
COLLEGIATE  
SELECT

# HARD WORK PAYS OFF

**PROUD PARTNER OF**

***EKU***<sup>®</sup>

Elevating the student-athlete experience through support of 1,000+ collegiate partners across the U.S. with customized apparel, footwear and more!




**• AJ Clark**

**Title:** Assistant Coach  
**Year at EKU:** First Season  
**Alma Mater:** Pfeiffer University, 2016

AJ Clark, joined the EKU staff as an assistant coach in June of 2024. He served as an assistant coach at Palm Beach Atlantic University the previous two seasons.

Clark helped Palm Beach Atlantic record back-to-back winning seasons for the first time since 2003-05. In 2023-24, the Sailfish posted their second-highest winning percentage in the program's NCAA Division II era. PBA posted its best conference record since the 2019-20 season and earned a regional ranking for the first time since 2019-20.

"I'm so excited to welcome AJ to our coaching staff," EKU Head Coach A.W. Hamilton said. "His drive, work ethic, and passion for helping young men become the best versions of themselves on and off the court are what endeared him to me."

Clark is no stranger to working with a high-scoring offense. This past season, Palm Beach Atlantic averaged 84.9 points and 17 assists per game. The Sailfish ranked 28th in the nation in scoring and 15th in assists.

Before joining the Palm Beach Atlantic program, Clark was an assistant coach, defensive coordinator and recruiting coordinator at Georgia Southwestern State University from 2020 to 2022. During his time with the Hurricanes, GSW led the Peach Belt Conference in forced turnovers, and was the only team in the nation to finish in the top five in both steals and blocks per game. Georgia Southwestern earned an NCAA Tournament bid in 2020-21.

Clark was an assistant coach at Young Harris College during the 2019-20 season. He helped develop an all-conference guard who led the country in assists per game and finished seventh in steals per game. As the offensive coordinator, Clark helped the Mountain Lions lead the Peach Belt Conference in scoring (87.5 ppg) and 3-pointers made per game (11.6).

Prior to entering college coaching, Clark spent two years at Groundwork Player Development as the director of basketball operations. He founded the organization's travel ball program and developed players who went on to play professionally in Australia, Portugal, Serbia, Spain, Estonia and Africa.

Clark played at Pfeiffer University where he was a 4-year team captain and 3-time team MVP. He earned third team All-America recognition as well. As a senior, Clark averaged 20 points, three assists and two rebounds per game. He helped Pfeiffer to a conference championship, an NCAA Tournament appearance and a top-25 national ranking.

Clark earned a bachelor's degree in sport management from Pfeiffer in 2016. He completed a master's degree in sport management in 2022 at West Georgia.


**• Ron Jirsa**

**Title:** Assistant Coach  
**Year at EKU:** First Season  
**Alma Mater:** Gettysburg College, 1981

Ron Jirsa, who has more than 40 years of coaching experience, joined the Eastern Kentucky University men's basketball program as an assistant coach in May of 2024.

Jirsa spent two years as the head coach at the University of Georgia and four seasons as the head coach at Marshall University. While leading the Thundering Herd, Jirsa was Hamilton's coach during the 2003-04 and 2004-05 seasons. Hamilton then served under Jirsa as a graduate assistant at Marshall during the 2005-06 season.

"It's an honor to welcome Ron Jirsa, his wife Laura and their daughter Hannah to our basketball family," said EKU Head Coach A.W. Hamilton. "I had the pleasure to play and work for coach Jirsa at Marshall University. Over the years we've become great friends. His patience, grace and ability to see the best in people is something I look forward to him sharing with our players on and off the floor."

Jirsa's coaching career began as an assistant at Delaware in 1983-84. He followed that with assistant positions at Virginia Commonwealth (1984-85), Tulsa (1985-88), Belmont Abbey (1988-89) and Gardner-Webb (1990-91).

In 1991, Jirsa returned to Tulsa to join head coach Tubby Smith's first staff. While serving as associate head coach and recruiting coordinator from 1991 to 1995, Jirsa helped the program reach the NCAA Tournament Sweet 16 twice. He also recruited Tulsa's all-time leading rebounder and 10-year NBA veteran Michael Ruffin.

Jirsa followed Smith to the University of Georgia where he served as associate head coach for two seasons, 1995-97. He helped the Bulldogs make two NCAA Tournament appearances and advance to the Sweet 16 in 1996. After Smith left UGA, Jirsa was selected as the head coach. He compiled a 35-30 record in two seasons. He led Georgia to back-to-back NIT appearances, including a third-place finish in 1998.

From 1999-93 Jirsa helped the University of Dayton to 88 wins, two NCAA Tournament appearances and two trips to the NIT as senior assistant coach. The Flyers won the 2023 Atlantic 10 Tournament.

Jirsa followed his stint at Dayton with a 4-year tenure as head coach at Marshall. He directed the program's transition from the Mid-American Conference to Conference USA, and beat in-state rival West Virginia twice.

In 2007, Jirsa rejoined Smith at the University of Minnesota where he served as associate head coach and recruiting coordinator until 2013. He led the recruiting efforts for top-20 ranked classes in 2007 and 2008. Jirsa helped the Golden Gophers reach the NCAA Tournament in 2009, 2010 and 2013. The team won 23 games and was the NIT runner-up in 2012.

Following his time on the staff at Minnesota, Jirsa was an assistant at Bethel University (2013-14) and Tennessee Tech (2014-15).

In 2015, Jirsa joined Mike Jones' staff at Radford University and would serve under Jones for the next seven seasons at two different universities. In six years at Radford, he helped the Highlanders win two Big South Conference regular season championships and the 2018 Big South Tournament title. Radford picked up an NCAA Tournament win in the First Four in 2018.

In their first season at UNC Greensboro in 2021-22, Jirsa helped Jones lead the Spartans to the College Basketball Invitational Tournament.

During the 2023-24 season, Jirsa was an assistant coach at River Falls High School in River Falls, Wisconsin.

Jirsa earned a bachelor's of arts degree in biology from Gettysburg College in 1981 and a master's of arts in athletic administration from Tulsa in 1987.



### • Steve Lepore

**Title:** Assistant Coach

**Year at EKU:** Seventh Season

**Alma Mater:** Wake Forest, 2003

Steve Lepore joined the Eastern Kentucky University men's basketball staff as an assistant coach in May of 2018.

Lepore helped EKU capture the 2023-24 Atlantic Sun Conference Regular Season Championship. It was the first regular season conference title for the Colonels in 45 years (1979). In his six seasons as an assistant coach, the Colonels have broken 68 program records. Lepore has been on the staff for two of the five winningest seasons in program history, in addition to one of only seven regular season conference championships.

Lepore helped compile the highest rated class in the internet recruiting era. EKU's 2022 class was ranked 65th in the country by 247Sports, higher than such programs as South Carolina (66th), Kansas State (67th), Connecticut (73rd), Georgia (79th), Oklahoma State (81st), Arizona (83rd), Mississippi State (86th) and North Carolina State (94th).

The class included the program's first-ever ESPN four-star freshman recruit, a former 4-star high school prospect, a 3-star freshman point guard, a former 3-star high school forward, a 3-star freshman center, a junior college All-American and Kentucky's Mr. Basketball, the first to come to EKU as a freshman since 1980.

Multiple national preseason publications, and two preseason polls conducted by the league office, picked the Colonels to win the ASUN Conference in 2023-24. CollegeInsider.com had the Colonels ranked as the 20th-best team in their Preseason Mid Major Top 25. EKU won its first seven conference games, which tied the best start to conference play in program history. No squad had started the league schedule with seven straight wins since 1959-60.

The Colonels set a new program mark for blocks in a game with 13 against Troy on Nov. 27. For the second straight season, the team set a new single season blocks record with 190. EKU was fifth in the nation in blocks per game, 14th in rebounds per game (40.13), 17th in offensive rebounds per game (13.23) and 29th in scoring (80.8/game).

In his second year in the program, Isaiah Cozart turned in one of the most impressive seasons in program history. Cozart was chosen as the ASUN Player of the Year and the ASUN Defensive Player of the Year. He was the unanimous selection as defensive player of the year and the first player in conference history to earn player and defensive player of the year recognition in the same season. Cozart was also chosen First Team All-ASUN, First Team NABC All-District and played in the Reese's Division I All-Star Game in Phoenix during the Final Four. Following the season, Cozart was selected as a finalist for the 2024 Lou Henson National Mid-Major Player of the Year Award and the 2024 Lefty Driesell National Defensive Player of the Year Award. In April, he was invited to the prestigious Portsmouth Invitational, a pre-NBA Draft Combine tournament.

Michael Moreno ended his career first in program history in 3-pointers made (334) and games played (161), second in rebounds (958), sixth in scoring (1,631) and eighth in steals (168). Leland Walker earned First Team All-ASUN honors and Second Team NABC All-District recognition. Devontae Blanton, the 2023 ASUN Preseason Player of the Year, earned Third Team All-ASUN honors. John Ukomadu finished second in the 2024 College Slam Dunk Championship in Phoenix.

"Steve brings a wealth of basketball experience as a coach and former player," head coach A.W. Hamilton said. "He's a proven winner, playing a part on championship teams in high school, prep school, NCAA and the professional level. Steve is a huge asset to our program, developing and recruiting our players."

In 2022-23 Lepore helped the team win 23 games, the third most in one season in program history. The Colonels reached the championship game of the College Basketball Invitational (CBI). It was the program's first national postseason tournament title game ever and the first time in 78 years that an EKU team won three games in a national tournament.

Despite being picked to finish 10th in the ASUN in 2022-23, the Colonels placed third. EKU led all NCAA Division I teams in Kentucky in wins. The squad broke 19 program records, including points in a season, blocks in a season, field goals in a

season and games played.

"I can't put it into words how excited I am for the opportunity to work for A.W. Hamilton on the EKU men's basketball staff," Lepore said. "Coach Hamilton truly believes in developing well-rounded young men on and off the court, which is what coaching is all about. I am learning from one of the best up-and-coming head coaches in the business."

The Colonels were the eighth highest scoring team in the nation in 2020-21, averaging more than 80 points per game, and the 16th highest scoring team in 2021-22.

During the 2021-22 season the Colonels broke program records for 3-pointers in a game (25), 3-pointers attempted in a game (51), 3-pointers made (363) and attempted (1,029) in a season, and 3-point field goals in a road game (18). EKU ranked second in the country in turnover margin (+5.84), third in 3-pointers per game (11.71), fourth in steals per game (10.19) and seventh in turnovers forced (17.42).

In 2020-21 Lepore helped the Colonels to a 22-7 mark and the most conference wins in program history (15). The team ranked as high as No. 12 in the College Insider Mid-Major Top 25 and concluded that season ranked 25th. The .759 winning percentage was the best by a Colonel team since 1964-65, and was the highest winning percentage by any NCAA Division I team in the Commonwealth of Kentucky that season. The Colonels also led the nations in steals (10.3 per game).

Lepore has played a key role in player development. Nick Mayo had the best season of his decorated career in 2018-19, ranking 10th in the country in scoring and becoming the first Colonel since 2002 to drop 40 points in a game. Wendell Green Jr. broke the single game assist record, the freshman record for assists in a season and was selected to the Freshman All-America Team in 2020-21. In his first six seasons as an assistant coach, EKU has had nine all-conference selections, three all-freshman/newcomer honorees and two conference all-tournament picks.

The former Wake Forest standout and professional basketball player came to EKU following three seasons as an assistant coach at Virginia Military Institute.

While at VMI, Lepore helped develop QJ Peterson, a 2017 First Team All-Southern Conference selection and a professional basketball player in Korea. Lepore was also pivotal in signing several recruits, including Bubba Parham, the 2018 Southern Conference Freshman of the Year.

Prior to coaching at VMI, Lepore served as an assistant coach for two seasons at Hargrave Military Academy in Chatham, Virginia. He was also the head strength and conditioning coach. During his tenure at Hargrave, the post-graduate squad posted a 70-12 record and attained No. 3 and No. 5 national rankings. Lepore helped develop several Hargrave players who landed at Power Five conferences such as the ACC, Big Ten and SEC.

Lepore's coaching resume also includes an extended run as an assistant coach at his alma mater, St. Edward High School in Lakewood, Ohio. After a year playing professionally, Lepore returned as a varsity assistant coach from 2006 through 2011. St. Edward went to two OHSAA Final Fours, one OHSAA Championship Game and sent 10 players to NCAA Division-I schools during that time frame.

Lepore played collegiately at Wake Forest from 2001 to 2003. He was co-captain of the 2002-03 ACC Regular Season Championship team. Lepore began his collegiate career at Northwestern, playing for the Wildcats from 1998 to 2000 before transferring.

After college, Lepore had stints in professional basketball both overseas and in the U.S. He was a member of the USA Basketball Junior World Championship Team as a shooting guard in 1998 and 1999, winning the gold medal in the Dominican Republic in 1998 and the silver medal in Portugal in 1999. Lepore was the leading scorer on both teams that featured 10 future NBA players.

Lepore received his bachelor's of arts degree in communications with a minor in international studies from Wake Forest in 2003.

He and his wife, Carrie, are the proud parents of two daughters.



## **AN EKU TRADITION SINCE 1981**

### **LOCATIONS**

Downtown Richmond | 228 South Second Street | (859) 623-0330

Little Sack | 3325 Colonel Road | (859) 575-4270

Berea | 215 Adams Street | (859) 756-6036

Lexington | 1451 Leestown Road | (859) 523-2992

AND SOON TO BE OPEN IN CORBIN AT 203 S. MAIN STREET

**Over 60 beers available on draft or in bottles or cans at the Richmond, Berea and Lexington locations**

**Order online at [www.ApolloPizzaMenu.com](http://www.ApolloPizzaMenu.com)**

*Good Luck EKU from your Friends in Business*

WILSON PAINTING

WP

141 MAIN SADIEVILLE KY  
502.857.8463

WARE

ALL WAYS STEAM  
Since 1952



Boiler Rental, Sales, Service, Repair and Parts

**Go Team!**

(800) 288-8861 • [www.wareinc.com](http://www.wareinc.com)



GRANT'S  
EXCAVATING

312 Jason Drive Suite 6 • Richmond, KY 40475  
(859) 626-3478 | (859) 626-1569 FAX




BRIAN CAUDILL - Owner  
Sales, Service, Installation

P.O. Box 627 • Richmond, KY 40476 • 859-779-0122



CMTA

A LEGENCE Company



United Rentals  
2150 Trade Center Drive  
Lexington, KY 40509

GSA Contract Holder

Scott Snider  
Branch Manager  
AERIAL EQUIPMENT  
GENERAL RENTAL

tel: 859 233 2163  
cell: 859 221 5860  
fax: 859 255 9002  
ssnider@ur.com

[unitedrentals.com](http://unitedrentals.com)



859-625-0035



Todd Pottlitzer, CET  
Louisville, KY - Nashville, TN  
(502) 968-7714 - (615) 882-0050

fike Kidde AUTOCALL  
ANSUL  
[www.vulcanfiresystems.com](http://www.vulcanfiresystems.com)



With our diverse skillset, we'll design your dream.



**Wireman Construction & Excavation**

*Specializing in: Asbestos Abatement, Mold Remediation,  
Demolition Services, Renovations.*

P.O. Box 23492  
Lexington, KY 40523

Phone: 859-623-3918  
Fax: 859-623-2549



**Ricky Conner Masonry**

Bobcat, Block, Concrete, Footer Digging  
Grading, Driveways, Stucco, Rock, Brick & Stone  
Residential & Commercial

Home: (859) 369-5479  
Office: (859) 200-4087  
Fax: (859) 369-5479

317 Charlie Norris Rd.  
Richmond, KY 40475  
Email - [rickydconner@bellsouth.net](mailto:rickydconner@bellsouth.net)


**• Jake Lorbach**

**Title:** Assistant Coach/Director of Scouting  
**Year at EKU:** Second Season  
**Alma Mater:** Ohio State, 2016

Jake Lorbach joined the EKU men's basketball program as video coordinator in the fall of 2023. In the summer of 2024 he was promoted to assistant coach/director of scouting.

In his first season, Lorbach was part of a staff that helped EKU capture the 2023-24 Atlantic Sun Conference Regular Season Championship. It was the first regular season conference title for the Colonels in 45 years (1979). The Colonels won their first seven conference games, which tied the best start to conference play in program history. No squad had started the league schedule with seven straight wins since 1959-60.

The team set a new program mark for blocks in a game with 13 against Troy on Nov. 27 and blocks in a season with 190. EKU was fifth in the nation in blocks per game, 14th in rebounds per game (40.13), 17th in offensive rebounds per game (13.23) and 29th in scoring (80.8/game).

Isaiah Cozart was chosen as the ASUN Player of the Year, the ASUN Defensive Player of the Year, First Team All-ASUN, First Team NABC All-District and played in the Reese's Division I All-Star Game in Phoenix during the Final Four. Following the season, Cozart was selected as a finalist for the 2024 Lou Henson National Mid-Major Player of the Year Award and the 2024 Lefty Driesell National Defensive Player of the Year Award. Leland Walker earned First Team All-ASUN honors and Second Team NABC All-District recognition. Devontae Blanton earned Third Team All-ASUN honors.

Lorbach spent the 2022-23 season as an assistant coach at Kirkwood Community College. He helped the team reach the region championship game and coached an All-American and two first team all-region picks.

In 2021-22, Lorbach served as an assistant at the University of Colorado Springs. He helped guide the program to a 21-9 record and a spot in the conference tournament semifinals. It was the first appearance in the tournament semifinals for Colorado Springs in seven years.

From 2019 to 2021, Lorbach was an assistant coach for St. Edwards High School in Ohio. He helped the team record a 40-5 record over two seasons, a No. 1 state ranking and a No. 14 national ranking. Lorbach was a graduate assistant at Cleveland State during the 2017-18 and 2018-19 seasons.

Lorbach was a 4-time Academic All-Big Ten selection as a student-athlete at Ohio State from 2012 to 2016. He began his time as a Buckeye as a walk-on before earning a full scholarship in 2014-15. OSU captured the 2013 Big Ten Championship and reached the NCAA Elite 8.

Lorbach earned a bachelor's of science degree in human ecology at Ohio State in May of 2016.


**• Isaiah Minter**

**Title:** Director of Player Development  
**Year at EKU:** Second Season  
**Alma Mater:** Eastern Kentucky University, 2023

After concluding his playing career at EKU, Isaiah Minter spent the 2022-23 season as a student manager for the men's basketball program. He served as a student-assistant coach during the 2023-24 season. In 2024-25, Minter will work as the program's director of player development.

In 2023-24, Minter was part of a staff that helped EKU capture the 2023-24 Atlantic Sun Conference Regular Season Championship. It was the first regular season conference title for the Colonels in 45 years (1979). The Colonels won their first seven conference games, which tied the best start to conference play in program history. No squad had started the league schedule with seven straight wins since 1959-60.

The team set a new program mark for blocks in a game with 13 against Troy on Nov. 27 and blocks in a season with 190. EKU was fifth in the nation in blocks per game, 14th in rebounds per game (40.13), 17th in offensive rebounds per game (13.23) and 29th in scoring (80.8/game).

Isaiah Cozart was chosen as the 2024 ASUN Player of the Year, the ASUN Defensive Player of the Year, First Team All-ASUN, First Team NABC All-District and played in the Reese's Division I All-Star Game in Phoenix during the Final Four. Following the season, Cozart was selected as a finalist for the 2024 Lou Henson National Mid-Major Player of the Year Award and the 2024 Lefty Driesell National Defensive Player of the Year Award. Leland Walker earned First Team All-ASUN honors and Second Team NABC All-District recognition. Devontae Blanton earned Third Team All-ASUN honors.

Minter played three seasons for the Colonels after spending his freshman season at Union College. As a senior in 2021-22, Minter played in 12 games and started once.

As a high school player at Madison Central in Richmond, Minter was a third-team all-state selection in 2018. He scored 31 points in a win over Lexington Bryan Station in the 2018 11th Region Tournament.


**• Matt Hurt**

**Title:** Director of Basketball Operations  
**Year at EKU:** First Season  
**Alma Mater:** Alice Lloyd, 2007

Hazard, Kentucky native Matt Hurt joined the Eastern Kentucky University men's basketball program as director of operations in the spring of 2024.

Hurt returned to the Commonwealth after serving as the director of basketball operations at Coastal Carolina since 2012. He served in two additional roles with CCU as well – graduate assistant in 2010-11 and video coordinator in 2011-12.

At Coastal, Hurt coordinated all team travel, managed equipment and budget, served as the camp director and coordinated all recruiting travel.

As a member of the staff, Hurt helped the Chanticleers capture a Big South Conference regular season championship in 2010-11 and Big South Conference Tournament titles in 2014 and 2015. Coastal Carolina made an NIT appearance in 2011, CollegelInsider.com Tournament (CIT) appearances in 2012 and 2016, and College Basketball Invitational (CBI) appearances in 2017, 2019, 2020 and 2021.

During the 2009-10 season, Hurt was an assistant coach at the University of Pikeville. He joined head coach Kelly Wells in leading the Bears to a 21-9 record.

Hurt earned a bachelor's of arts degree in social studies education at Alice Lloyd College in 2007.

**#25 Tyler Andrews, G, 6-6, 205, Jr., Los Angeles, Calif.****(Missouri-Kansas City)****AS A SOPHOMORE IN 2023-24 AT UMKC**

Played in 32 games and started nine times ... averaged 4.7 points and 1.8 rebounds while shooting 40 percent from the field ... connected on 34 percent (23-of-68) of his attempts from 3-point range ... scored a season-best 25 points against Denver on Feb. 1, making 8-of-16 from the field, 3-of-5 from long range and 8-of-8 at the free throw line ... also grabbed a season-high five rebounds in that game.

**AS A FRESHMAN IN 2022-23 AT UMKC**

Appeared in 31 games, making seven starts ... averaged 5.4 points, and 2.5 rebounds per game ... scored double-digits five times ... notched first career double-digit scoring game in win over Calvary (Nov. 14), scoring 16 points with four 3-pointers ... made first career start against Idaho State (Nov. 29), scoring eight points ... went for 12 points at Denver (Dec. 29) ... started five straight games from Dec. 31 through Jan. 19 ... scored 10 points at North Dakota (Jan. 19) ... recorded first career double-double with 20 points and 11 rebounds in Summit League Tournament game against Omaha (March 3).

**HIGH SCHOOL**

Played a postgraduate season at Kimball Union Academy in New Hampshire in 2021-22, averaging 16 points, eight rebounds and three assists per game ... played at Sunrise Christian Academy in Wichita, Kansas, graduating in 2021 ... named First Team All-Iowa in 2019.

**PERSONAL**

Son of Kahlil and Amara Andrews ... has one brother – Aidan, and two sisters – Amanda and Hope ... played with Keegan and Kris Murray, Anthony Black and Bronny James ... majoring in biology.

**#10 Devontae Blanton, W, 6-6, 214, Sr., Macedonia, Ohio (St. Edward HS)****AS A SENIOR IN 2023-24**

Third Team All-Atlantic Sun Conference ... selected ASUN Preseason Player of the Year and Preseason All-ASUN by league head coaches ... played in 30 games and started 29 times ... averaged 14 points, 5.3 rebounds, 2.5 assists and 0.7 steals per game ... shot 42 percent from the field ... ranked 17th in the ASUN in scoring, 17th in field goal percentage and 17th in rebounding ... posted three double-doubles: finishing with 20 points and 11 rebounds against Prairie View A&M (Nov. 21), 23 points and 11 rebounds at Kennesaw State (Feb. 3) and 23 points and 13 rebounds at Austin Peay (Feb. 28) ... scored a season-high 24 points two times: against Bellarmine (Jan. 20) and Florida Gulf Coast (Feb. 7) ... dished out seven assists in a game twice: at Troy (Dec. 21) and at Central Arkansas (Jan. 11) ... had 14 points, four rebounds, three assists, one steal and one block at No. 1 Purdue (Dec. 29) ... became the 30th member of ECU's 500 rebound club against Troy (Nov. 27) ... concluded the season ranked 12th on ECU's all-time scoring list (1,510 points) and 17th on the career rebounds list (639).

**AS A JUNIOR IN 2022-23**

NABC All-District III First Team ... ASUN First Team All-Conference ... ASUN All-Tournament Team ... College Basketball Invitational (CBI) All-Tournament Team ... started all 37 games ... averaged 16.9 points, 6.1 rebounds, 2.78

assists and 1.0 steals per game ... shot 46 percent from the field, 37 percent from 3-point range and 72 percent at the free throw line ... was fourth in the ASUN in scoring, third in field goal percentage, 10th in rebounding and 14th in free throw percentage ... ranked 13th in the NCAA in field goals attempted (538), 18th in field goals made (246) and 47th in points (625) ... in two ASUN Tournament games he averaged 19 points, 6.5 rebounds, 1.5 assists and 1.5 steals ... in four CBI games, he averaged 19.5 points, 3.3 rebounds, 2.0 assists and 1.3 steals per game while hitting on 53 percent of his attempts from the field, going 4-for-9 from long range and knocking in 10-of-11 at the free throw line (91 percent) ... was three assists short of a triple double at Cincinnati (Nov. 13), finishing with 18 points, 10 rebounds, seven assists, one steal and one block ... dished out a season-high seven assists twice, at Cincinnati (Nov. 13) and at Liberty (Feb. 11) ... chosen to the Georgia State Capitol Classic All-Tournament team after averaging 19.3 points, 6.0 rebounds and 2.3 assists while shooting 51 percent over three games ... posted his second double-double in a three game span when he finished with 22 points and a season-best 13 rebounds against Bellarmine (Jan. 28) ... finished with 24 points, six rebounds, four assists and one steal in ECU's win over first place Kennesaw State (Feb. 4) ... was chosen as the ASUN Player of the Week (Feb. 6) after he averaged 22.5 points, 5.0 rebounds and 3.5 assists while leading ECU to wins over Jacksonville State and first place Kennesaw State ... scored a career-best 32 points in the CBI quarter-final overtime win against Indiana State (March 20), also had eight rebounds and four assists ... ASUN Conference Honor Roll.

**AS A SOPHOMORE IN 2021-22**

Played in 29 games and started 19 times ... averaged 11.1 points, 6.3 rebounds, 2.93 assists and 1.2 steals per game ... shot 44 percent from the field and 40 percent from three-point range ... connected on 82 percent of his free throws (62-of-76) ... sixth in the ASUN Conference in rebounding and 13th in assists ... chosen as ASUN Player of the Week after scoring a season-high 29 points and grabbed a season-best 14 rebounds against Alice Lloyd (Dec. 31), going 13-for-19 from the field ... finished with a double-double of 14 points and 10 boards at Western Kentucky (Dec. 4) ... had another double-double – 13 points and 13 rebounds – against Lipscomb (Jan. 18) ... handed out a season-high six assists at West Virginia (Nov. 26) ... had four steals against North Alabama (Feb. 16) ... made a 14-foot jumper with 16.2 seconds left in regulation to tie the game against Northern Kentucky (Dec. 18).

**AS A FRESHMAN IN 2020-21**

Appeared in 24 games and started once ... averaged 6.0 points, 3.0 rebounds and 1.1 assists per game ... played an average of 14.2 minutes per contest ... shot 62 percent from the field (56-of-91) ... scored a season-best 19 points on 6-of-7 shooting from the field against Tennessee-Martin (Jan. 21) ... grabbed a season-high seven rebounds twice – at Tennessee State (Feb. 13) and at Southeast Missouri (Feb. 20) ... scored 11 points in the first round conference tournament victory against Austin Peay (March 4).

**HIGH SCHOOL**

Blanton out of powerhouse St. Edward High School in Lakewood, Ohio, a suburb of Cleveland ... a four-year starter at St. Edward ... scored 1,000 career points and helped the Eagles reach two state final fours ... St. Edward had won 19 consecutive games and was ranked No. 1 in Ohio and No. 18 in the country by MaxPreps before this season was cut short ... was voted second team all-state as a senior after averaging 18.3 points and 6.5 rebounds per game while shooting



43 percent from behind the arc ... was named to all-tournament teams for the Cleveland Scholastic, Play-by-Play Classic and the Flying to the Hoop Basketball Invitational ... as a junior, Blanton led St. Edward in scoring, rebounding and assists.

#### **#0 Turner Buttry, G, 5-11, 165, Jr., Bowling Green, Ky. (Bowling Green HS) AS A SOPHOMORE IN 2023-24**

Selected to the 2023-24 Academic All-District® Team by College Sports Communicators (CSC) ... played in 30 games and started once ... averaged 5.3 points, 1.1 rebounds and 1.0 assists per game ... shot 45 percent from the field ... made 44 percent from 3-point range (34-for-78) ... connected on 91 percent of his free throw attempts (38-of-42) ... scored a career-best 22 points against Wilberforce (Nov. 10) ... dished out a career-high eight assists against West Virginia Tech (Nov. 7) ... scored the final eight points of an 11-0 run that turned a 5-point deficit against Jacksonville (Jan. 25) into a 6-point lead ... Atlantic Sun Conference Honor Roll.

#### **AS A FRESHMAN IN 2022-23**

Played in 31 games ... averaged 3.1 points, 0.6 assists and 0.5 rebounds per game ... shot 33 percent from 3-point range (26-of-78) ... scored a season-high 19 points on 6-of-10 shooting from the field against Miami-Middletown (Nov. 7) ... hit six 3-pointers and finished with 18 points against Florida Gulf Coast (Jan. 12) ... knocked down back-to-back 3-pointers to start an 11-0 run that broke a 46-46 tie at home against Liberty (Jan. 8) ... made three 3-pointers in the CBI championship game, finishing with nine points ... chosen as the fourth-best incoming freshman in the ASUN Conference by CBB Nation ... ASUN Conference Honor Roll.

#### **HIGH SCHOOL**

2022 Kentucky Mr. Basketball ... two-time all-state selection ... ranked as the No. 1 point guard and the No. 3 overall player in the Kentucky class of 2022 ... first Mr. Basketball to join the EKU program out of high school since 1980 when Ervin Stepp of Phelps High School won the award before coming to Richmond ... averaged 23 points while shooting 54 percent from the field, 52 percent from three-point range (117-of-226) and 91 percent (168-of-185) from the free throw line as a senior in 2021-22 ... also averaged 3.5 assists, 3.2 rebounds and 1.4 steals per game ... led the state in free throw percentage, was second in three-point field goal percentage and three-point field goals per game (3.7), and 26th in scoring as a senior ... 2021-22 First Team All-State and Fourth Region Player of the Year ... helped Bowling Green High School to a 26-7 record this season and a trip to the region championship game ... scored 1,792 points and made 426-of-458 free throws for 93 percent during his high school career ... was a career 49 percent (258-of-527) shooter from three-point range ... in four seasons, he helped the Purples to an overall record of 104-28 ... earned all-state honors in 2021 ... averaged 16 points, four assists and three rebounds per game as a junior in 2020-21 ... led the state in free throw percentage, knocking down 95 percent from the charity stripe ... helped Bowling Green High to a 24-3 record and a spot in the state elite eight ... was chosen first team all-region and to the all-region tournament team in 2021 ... made a play in the state tournament at Rupp Arena that appeared on ESPN's SportsCenter Top-10 ... as a sophomore in 2019-20, contributed 11 points, four assists and three rebounds per game on

his way to earning third team all-region recognition ... was chosen to the all-district tournament team and the all-region tournament team.

#### **PERSONAL**

Full name is Turner Shane Buttry ... son of Shane and Tanya Buttry ... has one brother – Tate ... majoring in sport management.

#### **#2 Jordan Crawford, G, 6-3, 178, R-So., Charlotte, N.C. (College of Charleston)**

#### **AS A REDSHIRT FRESHMAN IN 2023-24 AT COLLEGE OF CHARLESTON**

Averaged 4.7 points while playing in 32 games ... shot 37 percent from the field and 33 percent from 3-point range ... scored a season-best 13 points at No. 13 Florida Atlantic on Dec. 2 and again at Campbell on Jan. 27 ... knocked down a season-high four 3-pointers at UNC Wilmington on Jan. 20 and grabbed a season-best four rebounds against Liberty on Dec. 1 ... was picked as the Coastal Athletic Association Rookie of the Week on Dec. 4 after averaging 12 points per game against Liberty and FAU at the Field of 68 Tip-Off.

#### **AS A FRESHMAN IN 2022-23 AT COLLEGE OF CHARLESTON**

Redshirt season ... did not play in any games.

#### **HIGH SCHOOL**

Was one of three finalist for the Charlotte Observer North Carolina Mr. Basketball Award after averaging 19.8 points per game as a senior at North Mecklenburg High School ... was a third team all-state and first team all-district pick by the North Carolina Basketball Coaches Association ... averaged 34 points over two games to help his squad win the Holden Classic and poured in 29 points at the John Wall Holiday Invitational.

#### **PERSONAL**

Majoring in sport management.

**#4 Micah Davis, G, 6-2, 172, Fr., Greenwood, Ind.  
(Franklin Community HS)**

**HIGH SCHOOL**

One of six finalists for 2024 Indiana Mr. Basketball . . . earned all-state honors as a senior in 2023-24 after averaging 25.1 points, 5.7 rebounds, 4.3 assists and 1.8 steals per game while leading Franklin Community High School to an 18-5 record and a Class 4A Sectional Championship . . . shot 53 percent from the field, including 37.4 percent (43-for-115) from behind the 3-point line as a senior . . . scored 1,296 career points in three seasons and set the school record at Franklin with 43 points in a game . . . earned all-state recognition after averaging 17.3 points, 5.1 rebounds, 3.9 assists and 1.7 steals as a junior for Franklin . . . was a core member of the Junior All-Star team . . . helped Franklin win the sectional and reach the region championship game as a sophomore in 2021-22, averaging 14.8 points, 5.8 rebounds, 2.3 assists and 1.9 steals per game while receiving honorable mention all-state recognition . . . averaged 13.6 points, 7.0 rebounds, 2.8 assists and 1.2 steals per game as a freshman in 2020-21.

**PERSONAL**

Son of Darnell and Jessica Davis . . . has two brothers – Isaiah and Elijah . . . his brother Isaiah played basketball at the College of DuPage . . . his cousin Jayden Taylor played basketball at North Carolina State . . . his cousin Raphael Davis played basketball at Purdue . . . his cousin Ricky Davis played basketball at Indiana . . . majoring in sport management.

**#5 Jayden Harris, W, 6-7, 189, Fr., Dumfries, Va.  
(Massanutten Military Academy)**

**HIGH SCHOOL**

Three-star recruit by On3 Elite . . . rated as the 145th-best prospect in the nation, the 34th-best guard in the country and the fifth-best recruit in Virginia . . . played at Massanutten Military Academy in Woodstock, Virginia during the 2023-24 season . . . a first team All-Elite Prep League Session 2 selection . . . for the season, he averaged 19 points, seven rebounds and three assists per game . . . helped Massanutten to a top-20 national ranking and an invitation to the National Prep Championship Tournament . . . averaged 22.3 points and shot 44 percent from the field in three national tournament games . . . in a February game against Experience Academy, Harris made eight 3-pointers and scored 44 points . . . finished with 23 points and eight rebounds in a January victory over IMG Select . . . contributed 20 points, nine rebounds and eight assists in a win over Brimmer & May in January as well . . . in December, Harris put together a 45 point, 10 rebound performance in a victory at the Holtzman Invitational, finishing 15-for-28 from the field . . . had a 30-point performance, with six rebounds and three steals, at the National Prep Showcase against the defending national champions in November . . . started the season with 30 points, eight rebounds and seven assists in a win over Experience in late October.

**PERSONAL**

Majoring in exploratory.

**#15 Reece Holbrook, G, 5-11, 152, Fr., Louisville, Ky.  
(Louisville Collegiate HS)**

**HIGH SCHOOL**

Scored more than 1,000 points during his high school career . . . set the Louisville Collegiate program record with 612 points in one season . . . averaged 22.1 points, 5.8 rebounds, 4.9 assists and 2.8 steals as a senior in 2023-24, earning second team all-region honors . . . contributed 10.1 points, 3.2 assists and 2.4 rebounds his junior season . . . averaged 9.8 points, 2.7 rebounds and 2.3 assists as a sophomore.

**PERSONAL**

Son of Jason and Brandi Holbrook . . . has one brother – Trevor, and one sister – Meredith . . . his brother Trevor was a member of the track team at the University of Louisville . . . plans to major in business.

**#11 Jackson Holt, G, 6-4, 185, R-So., Cincinnati, Ohio (Moravian Prep)  
AS A SOPHOMORE IN 2023-24**

Redshirt season . . . did not play in any games . . . Atlantic Sun Conference Honor Roll.

**AS A FRESHMAN IN 2022-23**

Appeared in 17 games . . . averaged 2.1 points and 0.7 rebounds per game . . . scored a season-best 15 points, on 5-of-8 shooting from 3-point range, against Brescia (Nov. 23) . . . handed out a season-high four assists against Boyce (Dec. 10) . . . ASUN Conference Honor Roll.

**HIGH SCHOOL**

Scored over 1,500 points during his high school career . . . made 172 three-pointers and shot 48 percent from beyond the arc as a senior at Moravian Prep in Hudson, North Carolina . . . averaged 15.7 points, 3.3 rebounds and 2.3 assists per game his senior season . . . hit 10 or more 3-pointers in three different contests during the 2021-22 season, including a 58-point performance in which he connected on 18 three's . . . chosen second team all-state and first team all-conference as a freshman in 2018-19 at Turpin High School in Cincinnati, Ohio . . . earned first team all-state and first team all-conference as a sophomore at Turpin in 2019-20 . . . played his final two seasons at Moravian.

**PERSONAL**

Full name is Jackson Tyler Holt . . . son of Chris and Katie Holt . . . has two sisters – Ellie and Sophie . . . his father Chris played collegiate baseball at the University of Cincinnati . . . majoring in finance.



### #3 George Kimble III, G, 6-2, 184, So., Tampa, Fla. (Eckerd College)

#### AS A FRESHMAN IN 2023-24 AT ECKERD COLLEGE

Division II All-South Region Second Team ... earned Sunshine State Conference Freshman of the Year honors and third team all-league recognition after averaging 19.4 points, 4.6 assists, 3.1 rebounds and 1.8 steals per game ... shot 42 percent from the field, 33 percent from 3-point range and 84 percent at the free throw line ... scored in double figures in 19 of his 21 games and scored 20 or more points 10 times ... was second in the conference in scoring, fifth in assists, sixth in steals, seventh in free throw percentage, 15th in assists-to-turnover ratio and 16th in field goal percentage ... made a season-high five 3-pointers and scored a season-best 31 points against Tampa (Feb. 7) ... dished out a season-high 12 assists against Embry-Riddle (Jan. 24) ... went 16-for-18 at the free throw line against Florida Southern (Dec. 9) and grabbed a season-high seven rebounds at Florida Tech (Feb. 28) ... led Eckerd to its first appearance in the Sunshine State Conference Tournament since 2018-19.

#### HIGH SCHOOL

Was the Hillsborough County Player of the Year at Berkley Prep.

#### PERSONAL

Son of George Jr. and Tanya Cross-Kimble ... has two sisters – Jasmine and Bree ... his cousin Justin Gatlin ran track at the University of Tennessee and won the gold medal in the 100 meters at the 2004 Olympics ... majoring in marketing.

### #22 Cyril Martynov, C, 7-0, 229, Jr., Barrie, Ontario (Eastern Michigan)

#### AS A SOPHOMORE IN 2023-24 AT EASTERN MICHIGAN

Played in 30 games and started eight times ... averaged 2.5 points and 2.6 rebounds ... shot 51 percent from the field (30-for-59) ... scored a season-high eight points twice, at Detroit Mercy (Nov. 21) and against Lake Superior State (Dec. 1) ... pulled down a season-best seven rebounds against Hampton (Dec. 21) ... selected to play for Canada at the 2023 FIBA U19 World Cup in Debrecen, Hungary.

#### AS A FRESHMAN IN 2022-23 AT GEORGIA TECH

Appeared in seven games ... scored a total of five points and grabbed six rebounds in 18 minutes of play ... scored his first collegiate point on a free throw against Clayton State (Nov. 7) ... Hit his first collegiate field goal against North Alabama (Nov. 26).

#### HIGH SCHOOL

Three-star prospect by 247Sports and On3 ... played three seasons at Innisdale Secondary School before concluding his pre career at Lawrenceville School in Lawrenceville, New Jersey ... chose Georgia Tech over Missouri, Northwestern and Wisconsin ... averaged 14 points and 9.4 rebounds for Uplay Canada on the Nike EYBL circuit in the spring and summer of 2022.

#### PERSONAL

Majoring in sport management.

### #23 James Mayor, C, 6-10, 200, Fr., Ashland, Ky. (Paul Blazer HS)

#### HIGH SCHOOL

Played in nine games as a senior in 2023-24 for a Paul Blazer High School team that won the region championship and played in the Sweet 16 ... saw action in 24 games as a junior, averaging 1.3 points and 2.2 rebounds for a region championship team ... averaged 2.4 points and 2.7 rebounds while playing in 15 games as a sophomore.

#### PERSONAL

Son of Annie Francis ... majoring in general business.

### #13 Montavious Myrick, F, 6-8, 208, Sr., Atlanta, Ga.

#### (Southern Union State CC)

#### AS A JUNIOR IN 2023-24 AT EKU

Played in 23 games and started once ... averaged 1.7 points and 1.1 rebounds ... scored a season high 11 points and had a season-best four steals against Bethany (Dec. 10) ... grabbed four rebounds against West Virginia Tech (Nov. 7) ... blocked three shots against Wilberforce (Nov. 10) ... Atlantic Sun Conference Honor Roll.

#### AS A SOPHOMORE IN 2022-23 AT SOUTHERN UNION STATE CC

Played in and started 24 games ... averaged 7.5 points, 7.0 rebounds, 1.3 blocks and 1.2 assists per game ... shot 52 percent from the field and 78 percent at the free throw line ... scored 17 points against Marion Military (Feb. 17) ... grabbed a season-best 18 rebounds against Tallahassee (Nov. 11) ... pulled down 10 or more rebounds in a game on seven occasions.

#### AS A FRESHMAN IN 2021-22 AT NORTHERN ILLINOIS UNIVERSITY

Appeared in seven contests ... averaged 0.7 points and 1.4 rebounds per game ... played 3.3 minutes per contest ... made his collegiate debut against Boston University (Nov. 21) ... scored a season-high three points against Little Rock (Nov. 22) ... also grabbed a season-best six rebounds against Little Rock (Nov. 22) ... played a season-high 13 minutes against Little Rock (Nov. 22).

#### HIGH SCHOOL

Prepped at North Atlanta High School ... averaged 12.1 points and 10.4 rebounds per game as a senior in 2020-21 ... chosen to the Georgia Athletic Coaches Association Class 6A South All-State Team ... earned Class 6A All-Region 4 honors from Sandy's Spiel ... helped lead North Atlanta to the second round of the Class 6A state playoffs.

#### PERSONAL

Full name is Montavious Myrick ... majoring in sport management.

**#42 DJ Nussbaum, C, 6-8, 235, Sr., Houston, Texas  
(Virginia Military Institute)**

**AS A SENIOR IN 2023-24 AT VIRGINIA MILITARY INSTITUTE**

Averaged 6.7 points and 3.8 rebounds while starting 33 games for VMI . . . shot 55 percent from the field and connected on 89 percent (24-of-27) at the free throw line . . . scored a season-best 14 points at Radford (Dec. 12) . . . pulled down a season-high nine rebounds against UNC Greensboro (Jan. 31).

**AS A JUNIOR IN 2022-23 AT VIRGINIA MILITARY INSTITUTE**

Started first four games of the season and played in five . . . missed the rest of the season with an injury . . . scored eight points against Fairleigh Dickinson (Nov. 20) . . . logged six boards versus Penn State New Kensington (Nov. 10) . . . had one blocked shot and one steal at Davidson (Nov. 13) . . . logged two assists against Longwood (Nov. 18).

**AS A SOPHOMORE IN 2021-22 AT VIRGINIA MILITARY INSTITUTE**

Played in 21 games during the season . . . scored 12 points with 19 rebounds . . . blocked six shots, third most on the team . . . played a season-high 16 minutes at Chattanooga.

**AS A FRESHMAN IN 2020-21 AT VIRGINIA MILITARY INSTITUTE**

Appeared in 21 games . . . scored in four straight games in a stretch from Jan. 20 through Feb. 3 . . . scored four points and grabbed four rebounds against Western Carolina (Jan. 27) . . . scored six points with two rebounds against Greensboro College (Dec. 8) . . . had four rebounds in his college debut against St. Andrew's (Nov. 25) . . . shot 61 percent from the floor on the season (11-of-18) . . . posted two steals against Samford (Feb. 13).

**HIGH SCHOOL**

Was an all-state pick his junior year at Episcopal High School in Bellaire, Texas.

**PERSONAL**

Son of David and Dianna Nussbaum . . . his dad David played college basketball at Stanford . . . completed a bachelor's of science degree in civil engineering . . . plans to pursue a master's in business administration with a concentration in construction management.

**#21 Yvens Paul, F, 6-7, 220, R-So., Naples, Fla.  
(Florida Southwestern State Colleg)**

**AS A REDSHIRT FRESHMAN IN 2023-24 AT FLORIDA SOUTHWESTERN STATE COLLEGE**

Averaged 8.0 points, 6.2 rebounds and 1.8 blocks per game . . . played in all 31 games and started 19 times . . . shot 70 percent from the field (110-for-158) and helped the Bucs to a 22-9 record . . . scored a season-high 17 points twice – against IMG Academy and versus No. 1 ranked Northwest Florida State . . . also had 11 rebounds against IMG . . . grabbed 10 or more rebounds in a game on six occasions, including a season-best 14 against Palm Beach State College . . . contributed 12 points and 13 rebounds in a game at Miami Dade College . . . blocked six shots in a game two times – against No. 1 Northwest Florida and at Indian River State College.

**AS A FRESHMAN IN 2022-23 AT FLORIDA SOUTHWESTERN STATE COLLEGE**

Redshirt season . . . did not play in any games.

**HIGH SCHOOL**

Prepped at Barron Collier High School where he earned three letters for the Cougars . . . averaged a double-double as a senior with 10.4 points, 11.3 rebounds, and 5.7 blocks per game . . . helped his team to a district championship and a 20-10 record in 2021-22.

**PERSONAL**

Son of Cheral Paul and Yvrose Jules . . . has two brothers – Cherslon and Carlsen, and two sisters – Laurie and Cherdine . . . his brother Cherslon played collegiate football at Southern University . . . majoring in general business.

**#12 Robby Todd So., F, 6-7, 220, Richmond, Ky. (Madison Central HS)  
AS A FRESHMAN IN 2023-24**

Played in six games . . . averaged 1.3 points and 0.8 rebounds per game . . . shot 50 percent from the field (3-for-6) . . . scored a season-high five points against West Virginia Tech (Nov. 7) . . . had a season-best four rebounds against Wilberforce (Nov. 10) . . . Atlantic Sun Conference Honor Roll.

**HIGH SCHOOL**

Helped Madison Central High School win a district championship and reach the region semifinals as a senior in 2022-23, averaging 14 points and nine rebounds per game while shooting 54 percent from the field and 44 percent from 3-point range . . . earned all-district honors as a senior and a junior . . . contributed 13 points and eight rebounds per game while shooting 50 percent from the field his junior season at Madison Central . . . chosen all-district and all-region as a sophomore at Rowan County High School after averaging 12 points and eight rebounds per game.

**PERSONAL**

Full name is Robert John Todd . . . son of Greg and Renee Todd . . . has two sisters – Brooke and Katie . . . his dad Greg is the women's basketball head coach at EKU . . . his sister Brooke played collegiate basketball at Morehead State . . . majoring in risk management and insurance.

**#1 Mayar Wol, F, 6-8, 196, So., Raleigh, N.C. (College of Charleston)  
AS A FRESHMAN IN 2023-24 AT COLLEGE OF CHARLESTON**

Played in 22 games . . . averaged 1.1 points and 1.5 rebounds . . . hit three 3-pointers last season, the first coming at Coastal Carolina (Nov. 19) . . . grabbed a season-best seven rebounds against Montreat (Dec. 29) and tied his season-high with five points . . . grabbed one rebound and attempted one shot in two minutes of action against Alabama (March 22) in the NCAA Tournament.

**HIGH SCHOOL**

Ranked as the 90th-best player in the country by 247sports coming out of Word of God Christian Academy in Raleigh, North Carolina . . . held offers from Clemson, Mississippi State, Georgia Tech, Ole Miss and Cincinnati before joining the program at the College of Charleston.

**PERSONAL**

Son of Akuok Chok . . . majoring in general business.

**BLANTON, Devontae**

SEASON	TEAM	GP-GS	MIN/AVG	Field Goals		3-Point		F-Throws		Rebounds				Scoring						
				FG-FGA	FG%	3FG-3FGA	3FG%	FT-FTA	FT%	OFF	DEF	TOT	AVG	PF-FO	A	TO	BLK	STL	PTS	AVG
2020-21	EKU	24-1	343/14.3	56-91	.615	6-18	.333	25-35	.714	28	45	73	3.0	28-0	20	18	2	18	143	6.0
2021-22	EKU	29-19	821/28.3	118-269	.439	23-57	.404	62-76	.816	56	126	182	6.3	54-2	85	45	7	34	321	11.1
2022-23	EKU	37-37	1108/29.9	246-538	.457	40-108	.370	93-130	.715	77	147	224	6.1	57-0	103	91	7	34	625	16.9
2023-24	EKU	30-29	912/30.4	169-403	.419	16-52	.308	67-96	.698	52	108	160	5.3	45-0	74	56	10	21	421	14.0
<b>TOTAL</b>		<b>120-86</b>	<b>3184/26.5</b>	<b>589-1301</b>	<b>.453</b>	<b>85-235</b>	<b>.362</b>	<b>247-337</b>	<b>.733</b>	<b>213</b>	<b>426</b>	<b>639</b>	<b>5.3</b>	<b>184-2</b>	<b>282</b>	<b>210</b>	<b>26</b>	<b>107</b>	<b>1510</b>	<b>12.6</b>

**Single Game Highs**

Statistic	Value	
Points	32	vs Indiana St. 03/20/23
Rebounds	14	vs Alice Lloyd 12/31/21
Assists	7	4 times
Steals	4	vs Camp. Harrodsburg 12/17/20, vs North Ala. 02/16/22, vs Southern Utah 03/21/23
Blocks	2	at Central Ark. 02/19/22, vs UT Martin 11/17/23
FG Made	13	vs Alice Lloyd 12/31/21
FG Attempts	24	vs North Ala. 02/18/23
3FG Made	4	vs Brescia 11/23/22
3FG Attempts	6	vs Brescia 11/23/22, vs Central Ark. 02/16/23, at Liberty 03/02/23
FT Made	10	at Liberty 02/11/23
FT Attempts	11	at Liberty 02/11/23

**BUTTRY, Turner**

SEASON	TEAM	GP-GS	MIN/AVG	Field Goals		3-Point		F-Throws		Rebounds				Scoring						
				FG-FGA	FG%	3FG-3FGA	3FG%	FT-FTA	FT%	OFF	DEF	TOT	AVG	PF-FO	A	TO	BLK	STL	PTS	AVG
2022-23	EKU	31-0	287/9.3	32-93	.344	26-78	.333	5-6	.833	4	13	17	0.5	37-0	18	12	0	9	95	3.1
2023-24	EKU	30-1	397/13.2	43-95	.453	34-78	.436	38-42	.905	6	26	32	1.1	50-1	30	13	2	9	158	5.3
<b>TOTAL</b>		<b>61-1</b>	<b>684/11.2</b>	<b>75-188</b>	<b>.399</b>	<b>60-156</b>	<b>.385</b>	<b>43-48</b>	<b>.896</b>	<b>10</b>	<b>39</b>	<b>49</b>	<b>0.8</b>	<b>87-1</b>	<b>48</b>	<b>25</b>	<b>2</b>	<b>18</b>	<b>253</b>	<b>4.1</b>

**Single Game Highs**

Statistic	Value	
Points	22	vs Wilberforce 11/10/23
Rebounds	3	4 times
Assists	8	vs West Va. Tech 11/07/23
Steals	3	vs Radford 12/17/22
Blocks	1	vs Wilberforce 11/10/23, at Kennesaw St. 02/03/24
FG Made	6	vs Miami-Middletown 11/07/22, vs FGCU 01/12/23, vs Wilberforce 11/10/23
FG Attempts	11	vs FGCU 01/12/23
3FG Made	6	vs FGCU 01/12/23, vs Wilberforce 11/10/23
3FG Attempts	11	vs FGCU 01/12/23
FT Made	6	vs Chicago St. 02/14/24
FT Attempts	6	vs Chicago St. 02/14/24

**HOLT, Jackson**

		Field Goals		3-Point		F-Throws		Rebounds				Scoring								
SEASON	TEAM	GP-GS	MIN/AVG	FG-FGA	FG%	3FG-3FGA	3FG%	FT-FTA	FT%	OFF	DEF	TOT	AVG	PF	FO A	TO	BLK	STL	PTS	AVG
2022-23	EKU	17-0	122/7.2	11-35	.314	9-29	.310	5-5	1.000	8	4	12	0.7	14-0	8	3	0	9	36	2.1
<b>TOTAL</b>		<b>17-0</b>	<b>122/7.2</b>	<b>11-35</b>	<b>.314</b>	<b>9-29</b>	<b>.310</b>	<b>5-5</b>	<b>1.000</b>	<b>8</b>	<b>4</b>	<b>12</b>	<b>0.7</b>	<b>14-0</b>	<b>8</b>	<b>3</b>	<b>0</b>	<b>9</b>	<b>36</b>	<b>2.1</b>

**Single Game Highs**

Statistic	Value	
Points	15	vs Brescia 11/23/22
Rebounds	4	vs Miami-Middletown 11/07/22
Assists	4	vs Boyce 12/10/22
Steals	2	vs Miami-Middletown 11/07/22, at North Florida 02/22/23
FG Made	5	vs Brescia 11/23/22
FG Attempts	10	vs Miami-Middletown 11/07/22
3FG Made	5	vs Brescia 11/23/22
3FG Attempts	8	vs Brescia 11/23/22
FT Made	3	at Tennessee 12/07/22
FT Attempts	3	at Tennessee 12/07/22



**Good luck Coach  
Hamilton and  
Coach Todd!**

**We are cheering you on!**

**Jerry Goble, Agent**  
444 Big Hill Avenue, Unit 1  
Richmond, KY 40475  
859-623-0550  
[jerry@jerrygobleinsurance.com](mailto:jerry@jerrygobleinsurance.com)



**MYRICK, Montavious**

				Field Goals		3-Point		F-Throws		Rebounds				Scoring						
SEASON	TEAM	GP-GS	MIN/AVG	FG-FGA	FG%	3FG-3FGA	3FG%	FT-FTA	FT%	OFF	DEF	TOT	AVG	PF-FO	A	TO	BLK	STL	PTS	AVG
2021-22	NIU	7-0	23/3.3	1-2	.500	0-0	.000	3-10	.300	4	6	10	1.4	0-0	0	0	0	1	5	0.7
2023-24	EKU	23-1	132/5.7	16-24	.667	0-0	.000	8-15	.533	10	15	25	1.1	21-0	1	5	10	6	40	1.7
<b>TOTAL FOR EKU</b>		<b>23-1</b>	<b>132/5.7</b>	<b>16-24</b>	<b>.667</b>	<b>0-0</b>	<b>.000</b>	<b>8-15</b>	<b>.533</b>	<b>10</b>	<b>15</b>	<b>25</b>	<b>1.1</b>	<b>21-0</b>	<b>1</b>	<b>5</b>	<b>10</b>	<b>6</b>	<b>40</b>	<b>1.7</b>
<b>TOTAL</b>		<b>30-1</b>	<b>155/5.2</b>	<b>17-26</b>	<b>.654</b>	<b>0-0</b>	<b>.000</b>	<b>11-25</b>	<b>.440</b>	<b>14</b>	<b>21</b>	<b>35</b>	<b>1.2</b>	<b>21-0</b>	<b>1</b>	<b>5</b>	<b>10</b>	<b>7</b>	<b>45</b>	<b>1.5</b>

**Single Game Highs**

Statistic	Value	
Points	11	vs Bethany (WV) 12/10/23
Rebounds	6	vs Little Rock 11/22/21
Assists	1	vs West Va. Tech 11/07/23
Steals	4	vs Bethany (WV) 12/10/23
Blocks	3	vs Wilberforce 11/10/23
FG Made	5	vs Bethany (WV) 12/10/23
FG Attempts	5	vs Bethany (WV) 12/10/23
FT Made	3	vs Wilberforce 11/10/23, vs Chicago St. 02/14/24
FT Attempts	6	vs Little Rock 11/22/21, vs Wilberforce 11/10/23

**TODD, Robby**

				Field Goals		3-Point		F-Throws		Rebounds				Scoring						
SEASON	TEAM	GP-GS	MIN/AVG	FG-FGA	FG%	3FG-3FGA	3FG%	FT-FTA	FT%	OFF	DEF	TOT	AVG	PF-FO	A	TO	BLK	STL	PTS	AVG
2023-24	EKU	6-0	19/3.2	3-6	.500	0-2	.000	2-4	.500	1	4	5	0.8	1-0	0	1	0	1	8	1.3
<b>TOTAL</b>		<b>6-0</b>	<b>19/3.2</b>	<b>3-6</b>	<b>.500</b>	<b>0-2</b>	<b>.000</b>	<b>2-4</b>	<b>.500</b>	<b>1</b>	<b>4</b>	<b>5</b>	<b>0.8</b>	<b>1-0</b>	<b>0</b>	<b>1</b>	<b>0</b>	<b>1</b>	<b>8</b>	<b>1.3</b>

**Single Game Highs**

Statistic	Value	
Points	5	vs West Va. Tech 11/07/23
Rebounds	4	vs Wilberforce 11/10/23
Steals	1	vs West Va. Tech 11/07/23
FG Made	2	vs West Va. Tech 11/07/23
FG Attempts	3	vs Wilberforce 11/10/23
3FG Attempts	2	vs Wilberforce 11/10/23
FT Made	1	vs West Va. Tech 11/07/23, vs Wilberforce 11/10/23
FT Attempts	2	vs West Va. Tech 11/07/23, vs Wilberforce 11/10/23

**Game Records**

Record	Overall	Home	Away	Neutral
ALL GAMES	17-14	13-4	4-10	0-0
CONFERENCE	12-4	8-0	4-4	0-0
NON-CONFERENCE	5-10	5-4	0-6	0-0

**Score by Periods**

Team	1st	2nd	OT	TOT
Eastern Ky.	1266	1230	8	2504
Opponents	1134	1227	10	2371

**Team Box Score**

No.	Player	Overall			Total		3-Point		F-Throw		Rebounds				Other							
		GP-GS	MIN	AVG	FG-FGA	FG%	3FG-3FGA	3FG%	FT-FTA	FT%	OFF	DEF	TOT	AVG	PF	DQ	A	TO	BLK	STL	PTS	AVG
50	COZART, Isaiah	30-30	939:42	31.3	189-290	.652	0-0	.000	89-163	.546	123	178	301	10.0	66	0	17	44	116	18	467	15.6
2	WALKER, Leland	31-29	878:45	28.3	165-381	.433	38-111	.342	109-131	.832	18	65	83	2.7	67	1	126	77	6	33	477	15.4
10	BLANTON, Devontae	30-29	911:51	30.4	169-403	.419	16-52	.308	67-96	.698	52	108	160	5.3	45	0	74	56	10	21	421	14.0
24	MORENO, Michael	31-29	875:20	28.2	98-226	.434	66-173	.382	12-25	.480	36	163	199	6.4	29	0	58	22	15	28	274	8.8
1	COMER, Tayshawn	31-29	792:25	25.6	86-221	.389	31-85	.365	40-63	.635	15	61	76	2.5	74	1	92	57	3	26	243	7.8
4	COOPER, Collin	31-4	676:03	21.8	59-168	.351	50-143	.350	32-34	.941	18	51	69	2.2	76	2	26	22	3	21	200	6.5
14	UKOMADU, John	30-3	426:06	14.2	67-134	.500	4-19	.211	21-37	.568	60	71	131	4.4	54	0	13	25	24	26	159	5.3
0	BUTTRY, Turner	30-1	397:05	13.2	43-95	.453	34-78	.436	38-42	.905	6	26	32	1.1	50	1	30	13	2	9	158	5.3
21	ONANINA, David	9-0	32:48	3.6	8-12	.667	0-1	.000	4-8	.500	8	8	16	1.8	6	0	0	2	0	0	20	2.2
3	JACKSON, DaShawn	10-0	68:58	6.9	8-21	.381	2-9	.222	3-4	.750	6	13	19	1.9	2	0	9	3	1	5	21	2.1
30	ALLEN, Jax	2-0	08:15	4.1	1-2	.500	1-2	.500	1-2	.500	1	3	4	2.0	3	0	1	3	0	0	4	2.0
15	MYRICK, Montavious	23-1	131:46	5.7	16-24	.667	0-0	.000	8-15	.533	10	15	25	1.1	21	0	1	5	10	6	40	1.7
25	PERRY, Bryson	3-0	11:01	3.7	2-3	.667	0-0	.000	0-0	.000	0	0	0	0.0	2	0	1	3	0	0	4	1.3
12	TODD, Robby	6-0	19:13	3.2	3-6	.500	0-2	.000	2-4	.500	1	4	5	0.8	1	0	0	1	0	1	8	1.3
22	THOMAS, Pierce	11-0	55:41	5.1	3-7	.429	1-3	.333	1-4	.250	2	9	11	1.0	6	0	5	2	0	2	8	0.7
Team											54	59	113					21				
<b>Total</b>		<b>31</b>	<b>6225</b>		<b>917-1993</b>	<b>.460</b>	<b>243-678</b>	<b>.358</b>	<b>427-628</b>	<b>.680</b>	<b>410</b>	<b>834</b>	<b>1244</b>	<b>40.1</b>	<b>502</b>	<b>5</b>	<b>453</b>	<b>356</b>	<b>190</b>	<b>196</b>	<b>2504</b>	<b>80.8</b>
<b>Opponents</b>		<b>31</b>	<b>6225</b>		<b>847-1984</b>	<b>.427</b>	<b>253-677</b>	<b>.374</b>	<b>424-572</b>	<b>.741</b>	<b>371</b>	<b>764</b>	<b>1135</b>	<b>36.6</b>	<b>518</b>	<b>14</b>	<b>411</b>	<b>350</b>	<b>80</b>	<b>222</b>	<b>2371</b>	<b>76.5</b>

**Team Statistics**

	EKU	OPP
<b>Scoring</b>	<b>2504</b>	<b>2371</b>
Points per game	80.8	76.5
Scoring margin	+4.3	-
<b>Field goals-att</b>	<b>917-1993</b>	<b>847-1984</b>
Field goal pct	.460	.427
<b>3 point fg-att</b>	<b>243-678</b>	<b>253-677</b>
3-point FG pct	.358	.374
3-pt FG made per game	7.8	8.2
<b>Free throws-att</b>	<b>427-628</b>	<b>424-572</b>
Free throw pct	.680	.741
F-Throws made per game	13.8	13.7
<b>Rebounds</b>	<b>1244</b>	<b>1135</b>
Rebounds per game	40.1	36.6
Rebounding margin	+3.5	-
<b>Assists</b>	<b>453</b>	<b>411</b>
Assists per game	14.6	13.3
<b>Turnovers</b>	<b>356</b>	<b>350</b>
Turnovers per game	11.5	11.3
Turnover margin	-0.2	-
Assist/turnover ratio	1.3	1.2
<b>Steals</b>	<b>196</b>	<b>222</b>
Steals per game	6.3	7.2
<b>Blocks</b>	<b>190</b>	<b>80</b>
Blocks per game	6.1	2.6
<b>Winning streak</b>	<b>0</b>	<b>-</b>
Home win streak	0	-
<b>Attendance</b>	<b>52425</b>	<b>45471</b>
Home games-Avg/Game	17-3084	14-3248
Neutral site-Avg/Game	-	0-0

**Team Results**

Date	Opponent	Score	Att.
11/07/2023	West Va. Tech	W 108-72	2692
11/10/2023	Wilberforce	W 133-75	1500
11/17/2023	UT Martin	L 74-80	2459
11/21/2023	Prairie View	L 64-76	5631
11/27/2023	Troy	W 77-76	1894
12/03/2023	at Western Ky.	L 69-79	3511
12/07/2023	at UNC Greensboro	Lot 85-87	697
12/10/2023	Bethany (WV)	W 121-56	1347
12/13/2023	at Louisiana	L 62-73	1417
12/17/2023	Northern Ky.	L 75-85	3046
12/21/2023	at Troy	L 81-88	1962
12/23/2023	at Alabama	L 67-111	9950
12/29/2023	at Purdue	L 53-80	14876
01/04/2024	Lipscomb	W 80-72	2476
01/06/2024	Austin Peay	W 69-59	3153
01/11/2024	at Central Ark.	W 86-63	1245
01/13/2024	at North Ala.	W 81-72	1738
01/20/2024	Bellarmino	W 82-70	3672
01/25/2024	Jacksonville	W 75-59	3196
01/27/2024	North Florida	W 89-76	4278
02/01/2024	at Queens (NC)	L 76-94	317
02/03/2024	at Kennesaw St.	W 86-76	2357
02/07/2024	FGCU	W 90-82	4066
02/10/2024	at Stetson	L 79-87	882
02/14/2024	Chicago St.	W 86-73	2391
02/17/2024	at Bellarmine	W 75-65	2196
02/22/2024	North Ala.	W 75-72	2755
02/24/2024	Central Ark.	W 95-82	3698
02/28/2024	at Austin Peay	L 79-83	2297
03/01/2024	at Lipscomb	L 67-81	2026
03/05/2024	Jacksonville	L 65-67	4171



**Game Records**

Record	Overall	Home	Away	Neutral
ALL GAMES	12-4	8-0	4-4	0-0
CONFERENCE	12-4	8-0	4-4	0-0
NON-CONFERENCE	0-0	0-0	0-0	0-0

**Score by Periods**

Team	1st	2nd	OT	TOT
Eastern Ky.	658	626	0	1284
Opponents	568	625	0	1193

**Team Box Score**

No.	Player				Total		3-Point		F-Throw		Rebounds											
		GP-GS	MIN	AVG	FG-FGA	FG%	3FG-3FGA	3FG%	FT-FTA	FT%	OFF	DEF	TOT	AVG	PF	DQ	A	TO	BLK	STL	PTS	AVG
2	WALKER, Leland	16-15	469:51	29.4	88-200	.440	22-57	.386	69-84	.821	11	33	44	2.8	38	1	62	33	3	15	267	16.7
50	COZART, Isaiah	16-16	504:07	31.5	99-152	.651	0-0	.000	51-95	.537	56	108	164	10.3	35	0	9	24	55	7	249	15.6
10	BLANTON, Devontae	16-16	513:30	32.1	87-201	.433	8-23	.348	50-67	.746	26	63	89	5.6	23	0	36	27	6	9	232	14.5
24	MORENO, Michael	16-16	497:45	31.1	57-118	.483	39-89	.438	7-14	.500	18	89	107	6.7	14	0	33	12	8	14	160	10.0
1	COMER, Tayshawn	16-15	435:52	27.2	56-125	.448	19-42	.452	19-28	.679	8	38	46	2.9	41	1	50	25	3	13	150	9.4
4	COOPER, Collin	16-1	345:02	21.6	28-74	.378	26-63	.413	11-12	.917	10	24	34	2.1	30	0	15	7	3	8	93	5.8
0	BUTTRY, Turner	16-0	200:27	12.5	21-45	.467	13-33	.394	20-21	.952	1	16	17	1.1	29	1	16	4	1	3	75	4.7
14	UKOMADU, John	15-1	179:38	12.0	18-44	.409	2-7	.286	8-13	.615	20	23	43	2.9	23	0	2	10	11	7	46	3.1
15	MYRICK, Montavious	10-0	46:07	4.6	6-8	.750	0-0	.000	0-0	.000	4	6	10	1.0	8	0	0	1	3	1	12	1.2
12	TODD, Robby	1-0	00:34	0.6	0-0	.000	0-0	.000	0-0	.000	0	0	0	0.0	0	0	0	0	0	0	0	0.0
22	THOMAS, Pierce	4-0	06:12	1.6	0-1	.000	0-1	.000	0-0	.000	0	2	2	0.5	2	0	0	0	0	0	0	0.0
21	ONANINA, David	3-0	00:55	0.3	0-0	.000	0-0	.000	0-0	.000	0	0	0	0.0	1	0	0	0	0	0	0	0.0
Team											27	27	54					14				
<b>Total</b>		<b>16</b>	<b>3200</b>		<b>460-968</b>	<b>.475</b>	<b>129-315</b>	<b>.410</b>	<b>235-334</b>	<b>.704</b>	<b>181</b>	<b>429</b>	<b>610</b>	<b>38.1</b>	<b>244</b>	<b>3</b>	<b>223</b>	<b>157</b>	<b>93</b>	<b>77</b>	<b>1284</b>	<b>80.3</b>
<b>Opponents</b>		<b>16</b>	<b>3200</b>		<b>424-1010</b>	<b>.420</b>	<b>116-325</b>	<b>.357</b>	<b>229-291</b>	<b>.787</b>	<b>183</b>	<b>378</b>	<b>561</b>	<b>35.1</b>	<b>272</b>	<b>5</b>	<b>190</b>	<b>148</b>	<b>44</b>	<b>97</b>	<b>1193</b>	<b>74.6</b>

**Team Statistics**

	EKU	OPP
<b>Scoring</b>	<b>1284</b>	<b>1193</b>
Points per game	80.3	74.6
Scoring margin	+5.7	-
<b>Field goals-att</b>	<b>460-968</b>	<b>424-1010</b>
Field goal pct	.475	.420
<b>3 point fg-att</b>	<b>129-315</b>	<b>116-325</b>
3-point FG pct	.410	.357
3-pt FG made per game	8.1	7.3
<b>Free throws-att</b>	<b>235-334</b>	<b>229-291</b>
Free throw pct	.704	.787
F-Throws made per game	14.7	14.3
<b>Rebounds</b>	<b>610</b>	<b>561</b>
Rebounds per game	38.1	35.1
Rebounding margin	+3.1	-
<b>Assists</b>	<b>223</b>	<b>190</b>
Assists per game	13.9	11.9
<b>Turnovers</b>	<b>157</b>	<b>148</b>
Turnovers per game	9.8	9.3
Turnover margin	-0.6	-
Assist/turnover ratio	1.4	1.3
<b>Steals</b>	<b>77</b>	<b>97</b>
Steals per game	4.8	6.1
<b>Blocks</b>	<b>93</b>	<b>44</b>
Blocks per game	5.8	2.8
<b>Winning streak</b>	<b>0</b>	<b>-</b>
Home win streak	8	-
<b>Attendance</b>	<b>27294</b>	<b>13058</b>
Home games-Avg/Game	8-3412	8-1632
Neutral site-Avg/Game	-	0-0

**Team Results**

Date	Opponent		Score	Att.
01/04/2024	Lipscomb	W	80-72	2476
01/06/2024	Austin Peay	W	69-59	3153
01/11/2024	at Central Ark.	W	86-63	1245
01/13/2024	at North Ala.	W	81-72	1738
01/20/2024	Bellarmine	W	82-70	3672
01/25/2024	Jacksonville	W	75-59	3196
01/27/2024	North Florida	W	89-76	4278
02/01/2024	at Queens (NC)	L	76-94	317
02/03/2024	at Kennesaw St.	W	86-76	2357
02/07/2024	FGCU	W	90-82	4066
02/10/2024	at Stetson	L	79-87	882
02/17/2024	at Bellarmine	W	75-65	2196
02/22/2024	North Ala.	W	75-72	2755
02/24/2024	Central Ark.	W	95-82	3698
02/28/2024	at Austin Peay	L	79-83	2297
03/01/2024	at Lipscomb	L	67-81	2026

**Dec. 17, 1929-30** – In coach Charles “Turkey” Hughes’ first season as Eastern’s head coach, the Maroons defeat Louisville 26-16 en route to a 14-8 season.

**1939-40** – Coach Rome Rankin, in his fifth season as Eastern’s head coach, guides the Maroons to their best record in school history as Eastern finishes the year at 16-2.

**1945-46** – Eastern defeats Kentucky Wesleyan, Morehead State and Louisville to win the Kentucky Intercollegiate Athletic Conference Tournament and finish the season, 21-3.

**1946-47** – Paul McBrayer takes over the Maroons’ reins and picks up where Rome Rankin left off by going 21-4 his first year with wins over Pepperdine, Baylor and Tulsa to the team’s credit. Eastern runs off 18 straight victories over a two-year span, which includes winning the first 11 games of this season.

**1948-49** – In the Maroons’ first year in Ohio Valley Conference play, Eastern was 16-3 overall, 7-3 in the OVC and advanced to the semifinals of the OVC tournament, while being ranked 24th in the nation in the final poll of major college teams.

**1949-50** – Comprised mostly of seniors who had played for Paul McBrayer for four years, the Maroons won the OVC tournament with a 62-50 decision over Western Kentucky. Eastern was ranked 11th nationally in the final Dunkel Index poll, missing the top 10 by just half a point.

**1950-51** – Eastern finishes 21st in the nation with a final 18-8 record which included victories over Virginia Tech, Dayton and North Carolina.

**1951-52** – Jim Baechtold, a 6-4 forward, ends his illustrious four-year Eastern career with 1,137 points and 933 rebounds. He was a three-time All-OVC selection, a two-time All-OVC tournament choice and an UPI honorable mention All-America pick in 1951-52. He was taken as the second pick of the NBA draft by the Baltimore Bullets and had a five-year professional basketball career that included being NBA Rookie of the Year for the Bullets in 1953. He closed his pro career with a four-year stint with the New York Knicks.

The World Champion Rochester Rockets of the NBA came to Eastern’s campus in October for their preseason training camp and after scrimmaging against the Maroons for a couple of weeks, called Eastern, “the best college team they had ever seen.”

**1952-53** – Paul McBrayer’s 1952-53 team wins



*Josh Taylor (right) hit the game-winning shot in the 2007 OVC championship game.*

its first regular season OVC title and makes its first NCAA tournament appearance, losing to Notre Dame, 72-57. Eastern had to play the Fightin’ Irish without the services of leading scorer Elmer Tolson and captain and playmaker Bill Bales who were ineligible because of being freshmen.

**Feb. 6, 1954** – Eastern hands No. 3 Western its first defeat of the season, 63-54, breaking the Hilltoppers’ 21-game win streak.

**1954-55** – Paced by junior forward Jack Adams who ended the season as the nation’s 28th leading scorer with his 23.2 ppg average, Eastern wins its second OVC tournament title with a 76-59 decision over Murray State.

**1955-56** – Jack Adams, who played varsity basketball three seasons for the Maroons and was a three-time All-OVC choice, has his No. 40 jersey retired by Eastern, the only number in any sport to ever be retired by the University. He scored 1,460 points in his three-year varsity career for the Maroons.

**Jan. 22, 1958** – Eastern begins what would turn out to be a 38-game homecourt winning streak at the Weaver Health Building gymnasium with a 72-64 victory over Murray State. The win streak would span four seasons and would, ironically, end with a loss to the Racers, 82-80, Jan. 8, 1962.

**1958-59** – Eastern wins the OVC championship with an overall record of 16-6. The Maroons played in their second NCAA tournament game in the school’s history, losing in the first round to the Louisville, 77-63. Eastern finishes the season as the nation’s fourth-best rebounding team.

Former Eastern basketball great Jack Adams is named an AAU All-American for the All-Army team. He participated in the Pan-Am

Games in Chicago this season. He had already made world headlines earlier in his pro career when he scored 56 points and pulled down 28 rebounds for the Cleveland Pipers against Seattle in the AAU National Basketball League. He later was chosen MVP of the Pipers and MVP of the AAU tournament.

**1962-63** – Eastern closes competition in the Weaver Health Building gymnasium after more than three decades of basketball action. Eastern teams had won 225 contests and lost only 51 during this period (1931-63, no team in 1943-44 due to World War II).

**Dec. 4, 1963** – Eastern christens its brand new playing facility, Alumni Coliseum, with a 78-65 win over Louisville.

**1963-64** – Eastern closes the season with a .755 school record free throw percentage, which placed the Maroons sixth in the nation in this category at the end of the season.

**1964-65** – Eastern wins the OVC basketball crown as third-year coach Jim Baechtold was named OVC Coach of the Year in guiding the Maroons to a final 13-1 league record. Eastern, who scored more than 100 points five times this season, makes its third appearance in the NCAA tournament, losing 99-52 to DePaul.

**1967-68** – Garfield Smith finishes second in the nation in rebounding to Florida’s Neal Walk. Although Smith averaged a school-record 19.7 rpg, Walk, on the strength of a closing 38-rebound performance, averaged 19.8 rpg. Later that year, Smith became a first-round draft choice of the Oakland Oaks of the American Basketball Association and a second-round pick of the Boston Celtics of the NBA.

**Dec. 27-30, 1971** – Eastern defeats Texas Tech, Santa Clara and Oklahoma City to take one of the nation’s oldest Christmas tournaments, the All-College tournament in Oklahoma City, Okla.

**1971-72** – Eastern ties for the OVC regular season championship with Morehead State and Western Kentucky, setting up a playoff in Frankfort’s Civic Center to decide the league’s representative to the NCAA tournament. Morehead State defeated Western, setting up the championship game with EKU. Eastern downed the Eagles, 98-86, to win the OVC crown and advance in to the NCAA tournament. EKU had to play Florida State, the eventual NCAA tournament runner-up, and took the Seminoles to the wire, before losing, 83-81.

**Feb. 15, 1979** – Eastern, en route to a 21-win season, defeats West Virginia, 93-91, in the Charleston (W.Va.) Civic Arena.

**1978-79** – In one of the most talked about games in Eastern sports history, reserve guard Dave Tierney hit two free throws with no time left on the clock to give Eastern a memorable 78-77 victory over arch-rival Western Kentucky in the finals of the OVC tournament in Alumni Coliseum. The win sends Eastern to the NCAA tournament where the Colonels were defeated 97-81 by Tennessee.

**1986-87** – Austin Peay guard Richie Armstrong spoils coach Max Good's Colonels dreams of going to the NCAA tournament when he hits a three-point shot at the buzzer to give the Gobs a 71-68 win in the finals of the OVC tournament played that year in Murfreesboro, Tenn.

**Feb. 24, 2001** – Guard Lavioris Jerry ends his career in style for Eastern by scoring 41 points against Eastern Illinois in his last game as a Colonel.

**2004-05** – Coach Travis Ford leads Eastern to a school-record 22 wins as Eastern captures its last seven games of the regular season en route to taking the OVC crown. Eastern draws Kentucky in the first round of the NCAA tournament and plays the Wildcats to the wire before losing 72-64 in the RCA Dome in Indianapolis, Ind.

**2006-07** – Freshman Josh Taylor's floating 10-foot jumper with two seconds left gives Eastern a thrilling 63-62 win over Austin Peay in the OVC tournament championship and its seventh trip to the NCAA tournament. Eastern loses to national power North Carolina, 86-65, in Winston-Salem, N.C., in the NCAA first round.

**2009-10** – The Colonels posted their second 20-win season under head coach Jeff Neubauer and returned to postseason play. ECU went 20-13 overall and hosted the College of Charleston in the first round of the College Basketball Invitational (CBI).

**2012-13** – Little was expected of the Colonels before the season started, evident by being picked to place fifth in the OVC East and ninth overall in the new 12-team league. That didn't stop a 9-0 start to the season, the program's best since beginning 11-0 in 1946-47. The accomplishments just kept on coming. ECU was among the final nine unbeaten teams in nation and went on to finish with the second best record in the OVC (12-4). On their way to a new school record 25 victories, the Colonels also set a new mark with nine

## Colonels in the 2007 NCAA Tournament

After trailing by as many as 27 points in the first half, the Eastern Kentucky men's basketball team fought back to within four before falling to top-seeded North Carolina, 86-65, in the opening round of the 2007 NCAA Tournament.

Darnell Dialls led ECU with a season-high 17 points, 13 coming in the second half, including his first-ever three-point field goal. Adam Leonard added 14 points and a team-best three steals.

With 8:46 remaining in the first half, the Tar Heels took their largest lead of the period (27) off a Ty Lawson three-point field goal, but Eastern Kentucky responded with six unanswered points to ignite a 15-4 scoring run. During the six-minute span, the Tar Heels turned the ball over five times and managed to get off just two shots.

Eastern Kentucky scored the first seven points of the second half, cutting its deficit to single digits (47-39) off a Julian Mascoll fast-break dunk, before a reverse lay-up from Mike Rose got the Colonels within four (48-44) just prior to the first media timeout.

North Carolina responded with seven straight points to keep control of the contest. From there, the Tar Heels put together a few more runs to pull away from the Colonels.



*Darnell Dialls went 8-of-9 from the floor to finish with a season-high 17 points versus UNC.*

## Colonels in the 2010 College Basketball Invitational

Behind the effort of a 20-win season, Eastern Kentucky earned a berth in the 2010 College Basketball Invitational. However, the College of Charleston ended ECU's postseason with an 82-79 victory in the opening round.

Matt Sundberg's three-pointer with 28 seconds on the clock broke a 77-77 tie and gave the Cougars a lead they would not relinquish.

Senior Josh Taylor scored a career-high 28 points and connected on 4-of-8 three-pointers in the final game of his Colonel career.

Both teams shot the ball well as the Colonels shot 59 percent (31-of-52) from the field and 50 percent (9-of-18) from three-point range. The visiting Cougars, out of the Southern Conference, shot 57 percent (29-of-51) from the field and 48 percent (13-of-27) from three point range.

A bucket in the paint by Taylor tied the game at 75-75 with 1:30 remaining, but Tony White, Jr. responded on the ensuing possession with two free throws to put the Cougars ahead, 77-75. Taylor scored on the opposite end and was fouled, but missed his free throw allowing the game to stay tied at 77-all.

Sundberg then nailed a three-pointer from the left wing with 28 ticks on the clock to break the tie for good. Stommes brought the Colonels back to within one point on a put-back with 12 seconds left only to see Andrew Goudelock push the advantage back to three points with two free throws.

ECU was able to get Taylor one final look at a tying three-point attempt, but the shot was slightly off target.



*Josh Daniel and the rest of the Colonels shot 66.7 percent from the field in the second half against College of Charleston, but ECU still came up just short in its first ever meeting with the Cougars.*

road wins. Eastern advanced to the Collegelinsider.com Postseason Tournament and earned the school's first victory in a national postseason tournament in 68 years, beating Gardner-Webb 69-62 in the first round.

**2013-14** – The Colonels won the program's sixth OVC Tournament Championship and made their eighth NCAA Tournament appearance. Eastern nearly upset No. 2 seed Kansas in the Big Dance, leading the Jayhawks with 8:55 left in the game and trailing by only three with 3:39 to go. Before giving Kansas all it could handle in the NCAA Tournament, the Colonels steamrolled through the OVC Tournament. Eastern won three games in three days and trailed for only 41 seconds during the entire tourney. EKU finished the season with a 24-10 record, the second most wins in program history. Eastern finished second in the nation in turnover margin, fifth in the nation in three-point field goals per game and sixth in steals. Individually, Marcus Lewis won the Denny's Slam Dunk Championship at the 2014 Final Four. Corey Walden was the OVC Tournament MVP, the 2014 OVC Defensive Player of the Year and selected as a Lefty Driesell Defensive All-American. Glenn Cosey was chosen as a Lou Henson All-American and first team all-conference. In addition, Cosey broke the school record for three-pointers in a game when he knocked down 10 at Eastern Illinois and the mark for three's in a season with 115. One of those three-pointers came from 35 feet away with 0.4 seconds left to give Eastern a 79-78 victory over Southeast Missouri. The shot earned the No. 1 spot on SportsCenter's Top-10 Plays.

**2014-15** – EKU made its third straight appearance in a national postseason tournament, advancing to the quarterfinals of the Collegelinsider.com Postseason Tournament (CIT). The Colonels finished the season with a 21-12 record, winning 20 or more games for the third straight season. Eastern went 11-5 in the OVC and finished first in the East Division. Senior guard Corey Walden was chosen as a Lou Henson All-American and a Lefty Driesell Defensive All-American. Walden earned first team All-OVC honors and was chosen as the OVC Defensive Player of the Year for the second straight season. He led the nation in steals (3.09 spg) and was the only player in the OVC in the top-10 in scoring, field goal percentage, assists and steals. Senior forward Eric Stutz was also a first team All-OVC selection and became the 13th player in program history to score 1,000 points and grab 500 rebounds in his career. Eastern Kentucky's 86 wins over four years made for the winningest four-year stretch in program history.

## Colonels in the 2013 Collegelinsider.com Tournament

With the score tied, Corey Walden banked in a three-pointer as the shot clock expired and 1:08 left in the game to send Eastern Kentucky to a 69-62 win at Gardner-Webb in the first round of the Collegelinsider.com Postseason Tournament.

The win was the first for EKU in a national postseason tournament in 68 years.

Walden made a deposit with a bank shot from the left wing for a three-point lead. GWU missed three shot attempts, including two three-point shots, before sending Eastern to the line four times in the final 11 seconds. The Colonels made all four.


Walden finished with 26 points on 7-of-10 shooting from the field. He made all four of his three-point attempts and 8-of-10 from the free throw line. Cosey hit six 3-pointers and finished with 22 points.

After scoring the first basket of the second half to break a halftime tie, Eastern Kentucky saw the Evansville use 17-6 run to take control in a 86-72 loss in the second round of the Collegelinsider.com Postseason Tournament.

The Colonels conclude the 2012-13 season with a 25-10 record, three more wins than the previous school best.

A basket by Glenn Cosey 13 seconds into the second half put the visitors on top 45-43, but EKU hit just three field goals over the next 11:45 as the Purple Aces (20-14) rolled off a 17-6 run.

Cosey led the Colonels with 18 points. Senior Mike DiNunno ended his career with 14 points. Corey Walden added 12 points. Colt Ryan had a game-high 25 points for Evansville.



Corey Walden's big three-pointer helped send EKU to its first victory in a national postseason tournament game since 1945.

## Colonels in the 2014 NCAA Tournament

No. 15 seed Eastern Kentucky gave No. 2 seed Kansas all it could handle before falling to the heavily-favored Jayhawks, 80-69, in the second round of the NCAA Tournament.

EKU (24-10) pulled to within three points of KU (25-9), 64-61, on a jumper in the lane by junior Corey Walden with 3:39 to play. However, a three-point play by Jamari Traylor on the opposite end sparked a decisive 12-0 Jayhawks run that was capped by a Andrew Wiggins dunk that made it 76-64 with 44 seconds on the clock.

Glenn Cosey led EKU in the near-upset with 17 points, 14 of which came in a dazzling first-half performance. Tarius Johnson and Eric Stutz contributed 15 points apiece. Walden was saddled with foul trouble the entire game and scored only four points before fouling out with 3:19 remaining.

The Colonels knocked down 12 three-pointers in the loss.

Wiggins paced five Jayhawks in double figures with 19 points. Kansas shot 60 percent (32-of-53) from the field and out-rebounded EKU, 43-19.

EKU led for most of the first half, as Cosey knocked down his first three 3-point attempts to give the Colonels a quick 13-6 advantage. Eastern forced Kansas into 14 turnovers in the first half.

Kansas took a seven-point lead, 45-38, on a dunk by Tarik Black just over four minutes into the second half, but the Colonels responded with a 10-0 run and retook the lead, 48-45, when Johnson buried a three-pointer from the wing with 12:55 on the clock. EKU's final lead came when Jeff Johnson connected on a three-pointer to make it 56-53 with 9:13 to play. Jamari Traylor tied it with a three-point play on KU's next possession and the Jayhawks led the rest of the way.

Kansas turned the ball over only three times in the second half.



## Colonels in the 2015 CollegInsider.com Tournament

With a pair of home court victories, EKU advanced to the quarterfinals of the 2015 CollegInsider.com Postseason Tournament (CIT).

Eastern beat Norfolk State, 81-75, in the first round and then edged High Point, 66-65, in the second round. The Colonels' bid to make the final four came up just short with a 70-69 loss to Tennessee-Martin.

Eastern Kentucky withstood a 16-4 late-game run to beat Norfolk State. The Spartans cut a 13-point EKU lead to one, 71-70, with 3:31 to go. After a drawn charge by sophomore guard Isaac McGlone, a Ja'Mill Powell three-pointer brought the lead back to four. Three scoreless minutes later, senior guard Corey Walden put the game away with an and-one layup with 47 seconds to go that pushed the Colonels' lead to seven.

Walden and senior forward Eric Stutz both finished with 22 points. Walden added eight assists and three steals. Stutz scored 16 of his 22 points in the second half, making five of six shots.

Powell contributed 12 points to the total, all coming from three-point land. Timmy Knipp added 13 points, two rebounds and three assists.

Rashid Gatson, a 6-foot-9 forward, finished with 22 points and 10 rebounds to lead Norfolk State.

The Spartans shot 61 percent from the field and from three-point range. NSU also totaled 44 points in the paint but had 14 turnovers, seven more than EKU.

With 12 seconds to play and his team down one, Walden hit a tough running layup that helped Eastern Kentucky to a victory over High Point.

High Point guard Haiishen McIntyre missed the front end of a one-and-one with 20 seconds to go and his team ahead by one. Eric Stutz grabbed the rebound, outlet passed to Walden who took the ball to the rim and scored the game-winner.

The Panthers had one more chance to win, but sophomore guard Anthony Lindauer missed a corner jumper that went off the left side of the rim. McGlone grabbed the rebound to seal it.

The two teams combined for seven ties and five lead changes and the largest lead never got above 10 for either team.

Walden led EKU with 19 points to go along with seven rebounds, five assists and four steals. Stutz had a double-double with 16 points and 10 rebounds. McGlone had 14 points and two rebounds, including the one that sealed the win.

High Point forward John Brown led the Panthers. Brown finished with 23 points on 10-of-13 shooting and eight rebounds.

EKU fell victim to a game-winning three-pointer, falling to Tennessee-Martin in the quarterfinals.

With 3.3 seconds to play, UT Martin guard Marshun Newell hit a three in front of the Skyhawk bench to win the game.

EKU fought back from a 14-point first half deficit and eventually took the lead on a McGlone steal and layup with 14:42 to play.

Walden had 21 points, seven rebounds, six assists and two steals. All of those were team-highs. He shot 8-of-12 from the field and 5-of-9 from three-point range.

UT Martin was led by junior forward Twymound Howard with 23 points and seven rebounds. Newell contributed 16 points to the total, including four three-pointers that all came in the second half.



Corey Walden's shot with 12 seconds to play proved to be the game winner in a 66-65 victory over High Point in the second round.



Eric Stutz finished with 16 points and 10 rebounds against High Point in the second round of the CIT.

**2019-20** – After finishing the non-conference season 3-10, the Colonels responded by winning nine of their first 11 OVC games. It was EKU's best conference start in more than 40 years. The Colonels finished with 12 OVC wins, tied for second most in program history. A.W. Hamilton was voted the OVC Coach of the Year, the first EKU coach to earn that award since 1987. After falling to eventual tournament champion Belmont in the nationally-televised semifinals, EKU earned a national postseason invitation (the CollegInsider.Com Postseason Tournament); however, the event was canceled due to the COVID-19 outbreak.

**2020-21** – Eastern Kentucky went 22-7 including the most conference wins in program history (15) and the most conference road victories (8) ever. EKU also set a new program record for 3-pointers in a game (20) and led the nations in steals (10.3 spg). The Colonels were ranked as high as No. 12 in the College Insider Mid-Major Top 25 and concluded the season ranked 25th.

The team's 22 victories tied for the third most in program history and EKU's .759 winning percentage was the Colonels' best since the 1964-65 season (56 years). It was also the highest winning percentage by any NCAA Division I team in the Commonwealth of Kentucky. The squad began the 2020-21 season with a 14-2 mark, the best start for an EKU team in 74 years.

**2022-23** – EKU won three straight overtime games, including a double overtime contest, on its way to the College Basketball Invitational championship game. This team finished the season with a 23-14 record. Despite being picked to finish 10th in the ASUN in the preseason poll, the Colonels placed third with a 12-6 mark and advanced to the final four of the conference tournament.

The 23 wins in 2022-23 were the third-most ever by a Colonel team. EKU also had more wins in 2022-23 than any other NCAA Division I team in Kentucky.

For the second straight year, EKU set a new program record for season tickets. The crowd of 6,303 for the second game of the season, versus rival Western Kentucky on Nov. 10, was the largest in more than 20 seasons. The Colonels would go on to lead the ASUN Conference with an average home attendance of 3,533 per game in 2022-23.

Devontae Blanton was chosen first team All-ASUN, first team All-District III by the NABC, and earned spots on the ASUN and CBI All-Tournament Teams.

Cooper Robb hit a buzzer-beater from just beyond the halfcourt line to give the Colonels a 62-61 win at Georgia State on Nov.

18. Robb's game-winner was the No. 1 play on ESPN's SportsCenter Top-10, and capped a comeback from a 15-point halftime deficit.

One day later, Michael Moreno became the 37th member of EKU's 1,000-point club when he hit a 3-pointer with 9:50 left in the game against UNC Asheville. Moreno hit 11 three-pointers against Boyce on Dec. 10, breaking the program record of 10.

Isaiah Cozart broke the program record for blocks in a game with eight against Queens. Cozart hosted a season-long "block party," including breaking Nick Mayo's EKU single season record of 55 against first place Kennesaw State on Feb. 4. He finished the season with 94 blocks, the fifth-most all-time in the ASUN. He also broke the EKU record with an average of 2.54 blocks per game.

Many team records were broken by the 2022-23 Colonels. With three blocks against Liberty on Feb. 11, this team broke the program mark of 122 blocks in a season set by the 2004-05 squad. The 2022-23 team finished with 176 blocks and a new record 4.76 blocks per game. The Colonels set a new program record for points in a season with 2,909. They surpassed the previous mark of 2,677, set in 2013-14, by 232 points. This team surpassed program records for field goals made (1,098) and field goals attempted (2,487). The 2022-23 team played more games (37) than any squad in program history.

A.W. Hamilton was a finalist for the 2023 Skip Prosser Man of the Year Award, which honors those who not only achieve success on the basketball court but who display moral integrity off of it as well.

**2023-24** – EKU won the 2023-24 Atlantic Sun Conference Regular Season Championship. It was the first regular season conference title for the Colonels in 45 years (1979) and the seventh in program history.

A.W. Hamilton was chosen as the ASUN Coach of the Year and the NABC District III Coach of the Year.

Multiple national preseason publications, and two preseason polls conducted by the league office, picked the Colonels to win the ASUN Conference in 2023-24. Collegelinsider.com had the Colonels ranked as the 20th-best team in their Preseason Mid Major Top 25. EKU won its first seven conference games, which tied the best start to conference play in program history. No squad had started the league schedule with seven straight wins since 1959-60.

The Colonels set a new program mark for blocks in a game with 13 against Troy on Nov. 27. For the second straight season, the team set a new single season blocks record with 190. This squad also set a new mark with 6.13 blocks per game. EKU was fifth in the nation

## Colonels in the 2023 College Basketball Invitational

Eastern Kentucky University's 2022-23 men's basketball season will be long remembered by college basketball fans for the thrilling march to the College Basketball Invitational (CBI) championship game.

EKU didn't just win three straight overtime games, including a double overtime contest, on its way to the CBI title tilt, the Colonels displayed a "refuse to lose" attitude on a national stage that they developed over the course of the season, and then perfected on four days in March.

The team trailed at halftime of each game in the CBI and overcame large second half deficits in each. EKU trailed by 13 with 10:29 left to play against Cleveland State before winning the first round game in overtime, 91-75. The Colonels trailed No. 1 seed Indiana State in the quarterfinals by nine with 18 minutes to play before winning 89-88 in OT. EKU faced a 12-point deficit with nine minutes left before beating No. 4 Southern Utah in double overtime, 108-106, in the semifinals.

The Colonels saved maybe their most improbable comeback for the championship game. After playing four overtime periods in three days, EKU cut a 20-point deficit with 11 minutes remaining against Charlotte to just one point, and had two shots in the closing seconds to send the game against the No. 3 seed to overtime. The 49ers won 71-68. Ask any Colonel fan and they will tell you – there was no doubt the maroon and white would have completed the championship run in overtime, it's the only way this story could have ended.

The appearance in the CBI championship game was the program's first national postseason tournament title game trip ever. The tournament run was the first time a Colonel team won three games in a national postseason tournament in 78 years. The 1944-45 squad won three games in the National Association of Intercollegiate Basketball (NAIB) Tournament in Kansas City. The NAIB would later become the NAIA.

Devontae Blanton's best performance came in the CBI quarterfinal win over No. 1 seed Indiana State. He finished with a career-high 32 points on 12-of-22 shooting, grabbed eight rebounds and handed out four assists. In EKU's first three CBI games, Blanton averaged 26 points, 4.3 rebounds, 2.3 assists and 1.7 steals while connecting on 55 percent of his shots. He unfortunately missed most of the championship game with an injury.

Isaiah Cozart turned the event into the "Cozart Basketball Invitational," averaging 18 points, 11 rebounds and three blocks while shooting 64 percent over four games. He began with a new career-high 20 points and a career-best 17 rebounds in the first round. In the semifinals, he exploded for a new career-high 31 points on 14-of-17 shooting from the field.

Cozart hit two free throws with 20.1 seconds left in overtime to put EKU in front by one, and then blocked one of three attempts by Indiana State to win the game in the closing seconds.

The final two of his 31 points against Southern Utah came at the free throw line with 1.1 seconds left in double overtime of a tie game and sent the Colonels to the championship game.

Blanton and Cozart were chosen to the CBI All-Tournament Team.



Isaiah Cozart averaged a double-double in four games during the 2023 CBI. He hit two free throws with 1.1 seconds left in double overtime against Southern Utah to send the Colonels to the championship game.



Devontae Blanton earned CBI All-Tournament honors. He scored a career-high 32 in EKU's win over No. 1 seed Indiana State.



in blocks per game, 14th in rebounds per game (40.13), 17th in offensive rebounds per game (13.23) and 29th in scoring (80.8/game).

Isaiah Cozart turned in one of the most impressive seasons in program history. Cozart was chosen as the ASUN Player of the Year and the ASUN Defensive Player of the Year. He was the unanimous selection as defensive player of the year and the first player in conference history to earn player and defensive player of the year recognition in the same season. Cozart was also chosen First Team All-ASUN, First Team NABC All-District and played in the Reese's Division I All-Star Game in Phoenix during the Final Four. Following the season, Cozart was selected as a finalist for the 2024 Lou Henson National Mid-Major Player of the Year Award and the 2024 Lefty Driesell National Defensive Player of the Year Award. In April, he was invited to the prestigious Portsmouth Invitational, a pre-NBA Draft Combine tournament.

All these honors came after Cozart averaged 15.6 points, 10.0 rebounds and 3.87 blocks per game while shooting 65 percent from the field. He led the NCAA in blocks (116) and blocks per game. He ranked fifth in the nation in offensive rebounds (4.10/game), sixth in field goal percentage, 17th in rebounding and 26th in double-doubles (14). He recorded EKU's first ever triple-double with 10 points, 13 rebounds and 11 blocks against Troy.

Cozart finished the 2023-24 season with 467 points and 301 rebounds, just the sixth time in program history a player has eclipsed 400 points and 300 rebounds in the same season. He was the first EKU player to average a double-double since 1995-96, a feat accomplished for the 25th time in program history and only the fourth time since 1978-79. The Richmond native left EKU as the program record holder for career field goal percentage, blocks in a season, blocks in a game and career blocks.

Michael Moreno ended his career first in program history in 3-pointers made (334) and games played (161), second in rebounds (958), sixth in scoring (1,631) and eighth in steals (168). During EKU's game at Stetson on Moreno grabbed his 900th career rebound becoming the only player in program history with 1,500 points and 900 rebounds. Leland Walker earned First Team All-ASUN honors and Second Team NABC All-District recognition. He set a new program record with 16 assists in a game. Devontae Blanton, the 2023 ASUN Preseason Player of the Year, earned Third Team All-ASUN honors. John Ukomadu finished second in the 2024 College Slam Dunk Championship in Phoenix.

## NCAA Tournament

**2014** – 24-10, 11-5 (South Regional) **EKU-Opp**  
2nd Rnd Kansas 69-80  
(St. Louis, Mo.)

*Notes:* EKU wins three games in three days to capture OVC Tournament Championship, trailing for only 41 seconds in the entire tournament. The Colonels led No. 2 seed Kansas by nine in the first half and still had the lead with 8:55 remaining in the game. Eastern was down only three with 3:39 on the clock.

**2007** – 21-12, 13-7 (East Regional) **EKU-Opp**  
1st Rnd North Carolina 65-86  
(Winston-Salem, N.C.)

*Notes:* Eastern wins 11 of 13 games down the stretch to qualify for the NCAA Tournament. As a 16th seed, the Colonels put a scare into #4 North Carolina by going on a 32-9 run to close the deficit to four points, 48-44, early in the second half.

**2005** – 22-9, 11-5 (Austin Regional)  
1st Rnd Kentucky 64-72  
(Indianapolis, Ind.)

*Notes:* EKU cuts #7 Kentucky's lead to five points twice in the final four minutes. The Colonels shot 44.1 percent from the field and out-rebounded the Wildcats, 35-31.

**1979** – 21-8, 9-3 (Midwest Regional)  
1st Rnd Tennessee 81-97  
(Murfreesboro, Tenn.)

*Notes:* OVC Player of the Year Turk Tillman ranked fourth in the nation in scoring. Reserve guard Dave Tierney made two free throws with :00 on the clock to defeat Western Kentucky, 78-77, and put the Colonels in the NCAA Tournament.

**1972** – 15-11, 9-5 (Midwest Regional)  
1st Rnd Florida State 81-83  
(Knoxville, Tenn.)

*Notes:* Dropped a heart-breaker to the eventual NCAA Tournament runner-up Seminoles. EKU defeated Morehead State to capture the league title.

**1965** – 19-6, 13-1 (Midwest Regional)  
1st Rnd DePaul 52-99  
(Bowling Green, Ky.)

*Notes:* Coach Baechtold earns OVC Coach of the Year honors after leading the Maroons to a 13-1 conference record.

**1959** – 16-6, 10-2 (Midwest Regional)  
1st Rnd Louisville 63-77  
(Lexington, Ky.)

*Notes:* Won the OVC regular-season crown with a 10-2 league record. Finished the season as the nation's fourth-best rebounding team.

**1953** – 16-9, 9-1 (East Regional)  
1st Rnd Notre Dame 57-72  
(Fort Wayne, Ind.)

*Notes:* The Maroons were forced to play without leading scorer Elmer Tolson and captain Bill Bales who were ineligible because of playing varsity ball as freshmen.

### The 1,000 Point Club

Name	Years	Points	Avg.
1. Nick Mayo	2015-19	2,316	18.7
2. Matt Witt	2002-06	1,832	15.5
3. Mike Rose	2005-09	1,763	14.2
4. Antonio Parris	1983-87	1,723	16.9
5. John Allen	1990-94	1,635	14.1
6. Michael Moreno	2019-24	1,631	10.1
7. Arlando Johnson	1991-95	1,617	14.1
8. Carl Brown	1972-76	1,592	16.2
9. Eddie Bodkin	1963-66	1,587	21.1
10. Corey Walden	2012-15	1,518	15.0
11. James Tillman	1978-80	1,514	27.0
<b>12. Devontae Blanton</b>	<b>2020-24</b>	<b>1,510</b>	<b>12.6</b>
13. Charles Mitchell	1970-73	1,507	20.6
14. Jack Adams	1953-56	1,460	20.6
15. DeMarkus Doss	1992-96	1,442	13.2
16. Jomaru Brown	2018-22	1,436	15.0
17. Kenny Elliott	1975-79	1,353	13.3
18. George Bryant	1969-72	1,345	19.5
19. Eric Stutz	2011-15	1,338	10.1
20. Michael Haney	2001-05	1,289	11.4
21. Justin Stommes	2007-11	1,277	10.7
22. Jamie Ross	1988-92	1,239	10.4
23. Bobby Washington	1966-69	1,221	18.5
24. Bruce Jones	1977-81	1,215	12.2
25. Joshua Jones	2008-12	1,192	9.5
26. Kirk Greathouse	1988-92	1,177	9.7
27. Jim Baechtold	1948-52	1,137	12.9
28. Carl Cole	1958-61	1,134	16.7
Jeff McGill	1985-88	1,134	15.1
30. Dave Bootcheck	1976-80	1,130	11.4
31. Lewis Spence	1984-88	1,115	10.0
32. Mike Smith	1988-92	1,077	9.4
Glenn Cosey	2012-14	1,077	17.1
34. Josh Taylor	2006-10	1,058	8.3
35. Kenny Wilson	1981-85	1,056	9.7
36. Chuck Mrazovich	1946-50	1,055	11.5
37. Willie Woods	1967-70	1,036	16.2
38. Larry Wood	1956-59	1,029	16.2

### Top 10 Scoring Average

Name	Years	PPG
1. James Tillman	1978-80	27.0
2. Eddie Bodkin	1963-66	21.1
3. Charles Mitchell	1970-73	20.6
4. Jack Adams	1953-56	20.6
5. George Bryant	1969-72	19.5
6. Nick Mayo	2015-19	18.7
7. Bobby Washington	1966-69	18.5
8. Glenn Cosey	2012-14	17.1
9. Antonio Parris	1983-87	16.9
10. Carl Brown	1972-76	16.2

### Top 10 FG Percentage

Name	Years	FG%
1. Isaiah Cozart	2022-24	64.4
2. Alonzo Hird	2004-06	62.0
3. Jon Bentley	2001-04	61.8
4. Eric Stutz	2011-15	60.8
5. Tyrone Howard	1984-88	59.0
6. Mike Smith	1988-92	58.0
7. Curtis Fincher	1994-96	57.6
8. Phil Hill	1983-85	56.1
9. William Holmes	1992-94	55.9
10. Michael Haney	2001-05	55.0



Matt Witt

### Top 10 FT Percentage

Name	Years	FT%
1. Chris Fitzgerald	1995-99	87.6
2. Arlando Johnson	1991-95	85.9
3. Jimmy Stepp	1981-83	85.4
4. Corey Walden	2012-15	84.0
5. Mike DiNunno	2011-13	83.5
6. Glenn Cosey	2012-14	82.8
7. Nick Mayo	2015-19	82.4
8. George Bryant	1969-72	82.0
9. Ben Rushing	2001-05	82.0
10. Adam Leonard	2006-08	81.8

### Top 10 3FG Leaders

Name	Years	3FGs
1. Michael Moreno	2019-24	334
2. Matt Witt	2002-06	283
3. Mike Rose	2005-09	271
4. Ben Rushing	2001-05	210
Justin Stommes	2007-11	210
6. Joshua Jones	2008-12	200
7. Glenn Cosey	2012-14	195
8. Josh Taylor	2006-10	187
9. Arlando Johnson	1991-95	179
Adam Leonard	2006-08	179

### Top 10 Assists Leaders


Name	Years	Assists
1. Bruce Jones	1977-81	699
2. Matt Witt	2002-06	630
3. John DeCamillis	1982-86	626
4. Jeff McGill	1985-88	414
5. Arlando Johnson	1991-95	393
6. Justin Stommes	2007-11	300
7. Bobby Collins	1984-88	296
8. Jamie Ross	1988-92	295
9. Kenny Elliott	1975-79	292
10. Corey Walden	2012-15	288

### The 500 Rebound Club

Name	Years	Gms	Reb.	Avg.
1. Mike Smith	1988-92	114	977	8.6
2. Michael Moreno	2019-24	161	958	6.0
3. Jim Baechtold	1948-52	88	933	10.6
4. Garfield Smith	1965-68	67	884	13.2
5. Jack Adams	1953-56	71	870	12.3
6. Mike Oliver	1974-78	96	859	8.9
7. Nick Mayo	2015-19	124	834	6.7
8. Eddie Bodkin	1963-66	74	812	11.0
9. Carl Greenfield	1968-71	68	802	11.8
10. Michael Haney	2001-05	113	783	6.3
11. Dave Bootcheck	1976-80	99	728	7.4
12. Elmer Tolson	1949-53	87	716	8.2
13. Willie Woods	1967-70	64	693	10.8
14. John Allen	1990-94	116	684	5.9
15. Bob Tolan	1962-65	67	681	10.2
16. Eric Stutz	2011-15	133	648	4.9
<b>17. Devontae Blanton</b>	<b>2020-24</b>	<b>120</b>	<b>639</b>	<b>5.3</b>
18. Dan Argabright	1970-73	71	616	8.7
19. Isaiah Cozart	2022-24	67	579	8.6
20. Charlie Mitchell	1970-73	73	578	7.9
21. Carl Brown	1972-76	98	574	5.9
22. Curtis Fincher	1994-96	54	569	10.5
23. Darnell Dials	2004-08	118	557	4.7
24. Dale Moore	1956-59	62	550	8.9
25. Randolph Taylor	1985-89	90	541	6.0
26. Kenny Wilson	1981-85	108	539	5.0
27. Robert Brooks	1971-74	74	531	7.2
28. Roland Wierwille	1958-61	64	520	8.1
29. Aaron Cecil	1994-98	103	517	5.0
30. Mike Rose	2005-09	124	503	4.1
31. John Primm	1983-85	56	502	9.0

### Top 10 Steals Leaders

Name	Years	Steals
1. Corey Walden	2012-15	236
2. Jamie Ross	1988-92	221
3. Bobby Collins	1984-88	190
4. John Allen	1990-94	187
5. Mike Rose	2005-09	184
6. Jomaru Brown	2018-22	181
7. DeMarkus Doss	1992-96	172
8. Michael Moreno	2019-24	168
9. Cooper Robb	2020-23	162
10. Arlando Johnson	1991-95	153
Kirk Greathouse	1988-92	153



Mike Smith



## Year-By-Year Leaders

Year	Name	PPG	Name	RPG	Name	APG
1954-55	Jack Adams	23.2				
1955-56	Jack Adams	22.7	Jack Adams	14.1		
1956-57						
1957-58						
1958-59						
1959-60	Carl Cole	18.3	Ralph Richardson	9.3		
1960-61	Carl Cole	19.3	Roland Wierwille	8.8		
1961-62	Jim Werk	17.2	Larry Parks	9.6		
1962-63	Ron Pickett	16.9	Jim Werk	9.3		
1963-64	Eddie Bodkin	16.5	Bob Tolan	12.1		
1964-65	Eddie Bodkin	22.4	Bob Tolan	12.7		
1965-66	Eddie Bodkin	25.2	Eddie Bodkin	10.2		
1966-67	Garfield Smith	17.8	Garfield Smith	13.4		
1967-68	Bobby Washington	18.0	Garfield Smith	19.7		
1968-69	Bobby Washington	20.1	Carl Greenfield	11.8		
1969-70	Willie Woods	18.0	Carl Greenfield	11.8		
1970-71	George Bryant	24.7	Carl Greenfield	11.8		
1971-72	Charlie Mitchell	22.7	Daryl Dunagan	9.0	Billy Burton	5.1
1972-73	Charlie Mitchell	22.6	Dan Argabright	11.3	Wade Upchurch	4.3
1973-74	Carl Brown	17.1	Robert Brooks	8.7	Carl Brown,	1.9
					Rick Stansel	
1974-75	Carl Brown	18.8	Mike Oliver	11.5	Tyrone Jones	4.1
1975-76	Carl Brown	18.6	Carl Brown,	6.0	Darryl Davis	2.1
			Darryl Young			
1976-77	Dave Bootcheck	19.7	Dave Bootcheck	11.0	Kenny Elliott	2.1
1977-78	Lovell Joiner	17.4	Lovell Joiner	9.6	Bruce Jones	5.6
1978-79	James Tillman	26.9	James Tillman	6.5	Bruce Jones	8.4
1979-80	James Tillman	27.2	Dave Bootcheck	7.0	Bruce Jones	6.8
1980-81	Tommy Baker	16.8	Anthony Conner	6.2	Bruce Jones	6.9
1981-82	Jimmy Stepp,	12.2	Jim Chambers	7.7	Jimmy Stepp	2.9
	Jim Chambers					
1982-83	Jimmy Stepp	14.3	Jim Chambers	8.6	John DeCamillis	5.0
1983-84	Antonio Parris	18.8	John Primm	8.6	John DeCamillis	6.3
1984-85	Antonio Parris	14.5	John Primm	9.3	John DeCamillis	5.6
1985-86	Lewis Spence	14.5	Randolph Taylor	6.1	John DeCamillis	7.6
1986-87	Antonio Parris	20.5	Randolph Taylor	6.3	Jeff McGill	7.0
1987-88	Jeff McGill	18.6	Bobby Collins	6.9	Jeff McGill	5.2
1988-89	Darrin O'Bryant	15.1	Mike Smith	7.1	Kirk Greathouse	2.7

## Individual Records

<b>Game</b>
<b>Points:</b> 49 – Jack Adams vs. Union, 12/1/55
<b>Rebounds</b>
33 – Garfield Smith vs. Marshall, 12/13/67
<b>Assists</b>
16 – Leland Walker vs. Wilberforce, 11/10/23
<b>Steals</b>
8 – Corey Walden vs. Savannah State, 11/14/14
8 – Kelvin Robinson vs. Tennessee Tech, 1/26/19
8 – Cooper Robb vs. High Point, 12/22/20
<b>Blocks:</b> 11 – Isaiah Cozart vs. Troy, 11/27/23
<b>Field Goals</b>
18 – George Bryant vs. Virginia Tech, 1/20/71
<b>Three-Point FGs</b>
11 – Michael Moreno vs. Boyce, 12/10/22
<b>Three-Point FGs Attempted</b>
22 – Michael Moreno vs. Boyce, 12/10/22
<b>Free Throws</b>
21 – Jack Adams vs. Louisville, 2/9/55
<b>Free Throws Attempted</b>
28 – Jack Adams vs. Louisville, 2/9/55
<b>Consecutive Free Throws</b>
17 – Jarelle Reischel at Savannah State, 2015-16
<b>Triple Doubles:</b> Isaiah Cozart (10 pts, 13 rebs, 11 blks) vs. Troy, 11/27/23
<b>Season</b>
<b>Points:</b> 780 – James Tillman, 1978-79
<b>Point Per Game Average</b>
27.2 – James Tillman, 1979-80
<b>Rebounds:</b> 472 – Garfield Smith, 1967-68
<b>Field Goals:</b> 309 – James Tillman, 1978-79
<b>FGs Attempted:</b> 598 – James Tillman, 1979-80
<b>FG Percentage:</b> 67.8 – Tyrone Howard, 1986-87
<b>Three Point FGs:</b> 115 – Glenn Cosey, 2013-14
<b>Three-Point FGAs:</b> 270 – Glenn Cosey, 2013-14
<b>Three-Point FG Percentage</b>
50.6 – Brad Divine, 1992-93; Jeff McGill, 1986-87
<b>Free Throws:</b> 253 – Jack Adams, 1954-55
<b>FTs Attempted:</b> 339 – Jack Adams, 1954-55
<b>Free Throw Percentage</b>
88.6 – Antonio Parris, 1986-87
<b>Assists:</b> 243 – Bruce Jones, 1978-79
<b>Steals:</b> 99 – Corey Walden, 2014-15
<b>Blocks:</b> 116 – Isaiah Cozart, 2023-24
<b>Blocks Per Game:</b> 3.87 – Isaiah Cozart, 2023-24
<b>Consecutive Free Throws</b>
29 – Matt Witt, 2005-06; Arlando Johnson, 1993-94
<b>Games</b>
37 – Devontae Blanton, Michael Moreno, Isaiah Cozart, Leland Walker, Tayshawn Comer, John Ukomadu, 2022-23
<b>Career</b>
<b>Points</b> -- 2,316 – Nick Mayo, 2015-19
<b>Points/Game</b> -- 27.0 – James Tillman, 1978-80
<b>Field Goals</b> -- 829 – Nick Mayo, 2015-19
<b>Field Goals Att.</b> -- 1,612 – Nick Mayo, 2015-19
<b>Field Goal %</b> -- 64.4 – Isaiah Cozart, 2022-24
<b>Free Throws</b> -- 608 – Jack Adams, 1952-56
<b>Free Throws Att.</b> -- 856 – Jack Adams, 1952-56
<b>Rebounds</b> -- 977 – Mike Smith, 1988-92
<b>Rebound Avg.</b> -- 13.2 – Garfield Smith, 1965-68
<b>Three-Point FGs</b> -- 334 – Michael Moreno, 2019-24
<b>Three-Point FGA</b> -- 868 – Michael Moreno, 2019-24
<b>Assists</b> -- 699 – Bruce Jones, 1977-81
<b>Steals</b> -- 236 – Corey Walden, 2014-15
<b>Blocks</b> -- 210 – Isaiah Cozart, 2022-24
<b>Blocks Per Game</b> -- 3.13 – Isaiah Cozart, 2022-24
<b>Games Played</b> -- 161 – Michael Moreno, 2019-24
<b>Games Started</b> -- 138 – Michael Moreno, 2019-24

**Team Records**

<b>Game Points</b> 145 – vs. Brescia, 12/29/18
<b>Points in a Half</b> 87 – vs. Brescia, 12/29/18 ( <i>OVC Record</i> )
<b>Field Goals</b> 55 – vs. Sewanee, 1978-79; vs. Brescia, 12/29/18
<b>Field Goals Attempted</b> 98 – vs. Boyce, 12/10/22
<b>Rebounds</b> 84 – vs. Loyola, 1954-55; vs. Marshall, 1964-65
<b>Free Throws</b> 46 – vs. Loyola, 1954-55
<b>Free Throws Attempted</b> 63 – vs. Loyola, 1954-55
<b>Steals</b> 28 – vs. Brescia, 12/29/18
<b>Three-Point Field Goals</b> 25 – vs. Midway, 12/15/21
<b>Three-Point Field Goals Attempted</b> 51 – at Western Kentucky, 12/4/21
<b>Assists</b> 37 – vs. Sewanee, 2/21/79
<b>Blocks</b> 13 – vs. Troy, 11/27/23
<b>Margin of Victory</b> 86 – vs. Ohio Chillicothe, 11/12/19
<b>Season Points</b> 2,909 – 2022-23
<b>Point Per Game Average</b> 89.3 – 1971-72
<b>Rebounds</b> 1,484 – 1955-56
<b>Field Goals</b> 1,098 – 2022-23
<b>Field Goals Attempted</b> 2,487 – 2022-23
<b>Field Goal Percentage</b> 49.1% - 2015-16 & 1986-87
<b>Three Point FGs</b> 363 – 2021-22
<b>Three-Point FGAs</b> 1,029 – 2021-22
<b>Three-Point FG Percentage</b> 44.9% – 1986-87
<b>Assists</b> 561 – 1978-79
<b>Steals</b> 321 – 2014-15
<b>Steals-Per-Game</b> 10.3 – 2020-21
<b>Blocks</b> 190 – 2023-24
<b>Blocks-Per-Game</b> 6.13 – 2023-24 (190 in 31 games)
<b>Free Throws</b> 627 – 1954-55
<b>Free Throws Attempted</b> 864 – 1954-55
<b>Free Throw Percentage</b> 78.0 – 2012-13
<b>Games</b> 37 – 2022-23
<b>Wins</b> 25 – 2012-13

**Year-By-Year Leaders (continued)**

Year	Name	PPG	Name	RPG	Name	APG
1989-90	Randolph Taylor	14.2	Randolph Taylor	9.9	Derek Reuben	3.3
1990-91	Jamie Ross	12.8	Mike Smith	8.7	Jamie Ross	3.7
1991-92	John Allen	13.5	Mike Smith	10.0	Arlando Johnson	3.2
1992-93	John Allen	17.2	Dwayne Crittendon	7.2	Arlando Johnson	4.5
1993-94	John Allen	15.6	William Holmes	8.0	Brad Divine	3.1
1994-95	Arlando Johnson	18.2	Curtis Fincher	10.3	Arlando Johnson	3.0
1995-96	Demarkus Doss	16.4	Curtis Fincher	10.8	Carlos Bess	3.4
1996-97	Daniel Sutton	14.1	Daniel Sutton	7.3	Carlos Bess	3.0
1997-98	Mark Williams	13.3	Daniel Sutton	8.1	Shane Carnes	3.7
1998-99	Whitney Robinson	17.8	Ibrahim Myles	5.8	Darius Acuff	4.4
1999-00	Sam Hoskin	15.7	Sam Hoskin	8.0	Whitney Robinson	3.7
2000-01	Lavoris Jerry	17.8	Phillip Taylor	6.3	John White	4.2
2001-02	Shawn Fields	16.4	Michael Haney	7.0	Clinton Sims	3.3
2002-03	Shawn Fields	16.1	Michael Haney	5.9	Matt Witt	5.1
2003-04	Matt Witt	15.6	Michael Haney	6.3	Matt Witt	5.5
2004-05	Matt Witt	14.4	Alonzo Hird	8.4	Matt Witt	6.3
2005-06	Matt Witt	18.5	Darnell Dials	6.0	Matt Witt	4.4
2006-07	Mike Rose	15.1	Michael Brock	5.3	Julian Mascoll	4.8
2007-08	Mike Rose	15.3	Darnell Dials	6.1	Adam Leonard	3.1
2008-09	Mike Rose	20.0	Papa Oppong, Mike Rose	5.3	Dayvon Ellis	2.9
2009-10	Justin Stommes	14.2	Spencer Perrin	4.9	Justin Stommes	3.5
2010-11	Spencer Perrin	13.3	Spencer Perrin	5.5	Justin Stommes	2.6
2011-12	Jaron Jones	17.0	Eric Stutz	4.5	Mike DiNunno	2.8
2012-13	Glenn Cosey	15.2	Eric Stutz	4.7	Mike DiNunno	4.3
2013-14	Glenn Cosey	18.7	Eric Stutz	4.6	Glenn Cosey	4.2
2014-15	Corey Walden	18.6	Eric Stutz	5.7	Corey Walden	3.8
2015-16	Jarelle Reischel	17.8	Jarelle Reischel	6.8	Paul Jackson	5.0
2016-17	Nick Mayo	18.5	Nick Mayo	6.5	Asante Gist	3.9
2017-18	Nick Mayo	18.0	Nick Mayo	6.7	JacQuess Hobbs	3.8
2018-19	Nick Mayo	18.7	Nick Mayo	8.7	Kelvin Robinson	3.3
2019-20	Jomaru Brown	18.4	Michael Moreno	6.1	Jomaru Brown	2.7
2020-21	Wendell Green Jr.	15.8	Tre King	6.2	Wendell Green Jr.	5.03
2021-22	Jomaru Brown	12.2	Devontae Blanton	6.3	Braxton Beverly	3.5
2022-23	Devontae Blanton	16.9	Isaiah Cozart	7.5	Tayshawn Comer	3.6
2023-24	Isaiah Cozart	15.6	Isaiah Cozart	10.0	Leland Walker	4.06



**2021-22**

*First Round (#5 seed West) (Kennesaw, Ga.)*  
 at #4E Kennesaw State           L     73-82

**2022-23**

*Quarterfinals (#3 seed) (Richmond, Ky.)*  
 NORTH ALABAMA               W     73-48  
*Semifinals (#3 seed) (Lynchburg, Va.)*  
 at Liberty                       L     73-79

**2023-24**

*Quarterfinals (#1 seed) (Richmond, Ky.)*  
 JACKSONVILLE               L     65-67

All Caps Indicates Home Game

<b>RECORD VERSUS ALL OPPONENTS IN ASUN TOURNAMENT</b>	
Jacksonville .....	0-1
Kennesaw State .....	0-1
Liberty .....	0-1
North Alabama .....	1-0
<b>TOTALS .....</b>	<b>1-3</b>

**ASUN Conference Wins**

1. 2022-23 .....	12
2. 2023-24 .....	12
3. 2021-22 .....	5
4. ....	
5. ....	

**ASUN Conference Losses**

1. 2021-22 .....	11
2. 2022-23 .....	6
3. 2023-24 .....	4
4. ....	
5. ....	

**ASUN Winning Percentage**

1. 2023-24 .....	.750
2. 2022-23 .....	.667
3. 2021-22 .....	.313
4. ....	
5. ....	

**Most Points Scored (ASUN)**

1. 2022-23 (18 games) .....	1,354
2. 2023-24 (16 games) .....	1,284
3. 2021-22 (16 games) .....	1,197
4. ....	
5. ....	

**Most Points Per Game (ASUN)**

1. 2023-24 (1,284/16 games) .....	80.3
2. 2022-23 (1,354/18 games) .....	75.2
3. 2021-22 (1,197/16 games) .....	74.8
4. ....	
5. ....	

**Fewest Points Scored (ASUN)**

1. 2021-22 (16 games) .....	1,197
2. 2023-24 (16 games) .....	1,284
3. 2022-23 (18 games) .....	1,354
4. ....	
5. ....	

**Fewest Points Per Game (ASUN)**

1. 2021-22 (1,197/16 games) .....	74.8
2. 2022-23 (1,354/18 games) .....	75.2
3. 2023-24 (1,284/16 games) .....	80.3
4. ....	
5. ....	

**Most Points Allowed (ASUN)**

1. 2022-23 (18 games) .....	1,300
2. 2021-22 (16 games) .....	1,251
3. 2023-24 (16 games) .....	1,193
4. ....	
5. ....	

**Most Points Per Game Allowed (ASUN)**

1. 2021-22 (1,251/16 games) .....	78.2
2. 2023-24 (1,193/16 games) .....	74.6
3. 2022-23 (1,300/18 games) .....	72.2
4. ....	
5. ....	

**Fewest Points Allowed (ASUN)**

1. 2023-24 (16 games) .....	1,193
2. 2021-22 (16 games) .....	1,251
3. 2022-23 (18 games) .....	1,300
4. ....	
5. ....	

**Fewest Points**

**Per Game Allowed (ASUN)**

1. 2022-23 (1,300/18 games) .....	72.2
2. 2023-24 (1,193/16 games) .....	74.6
3. 2021-22 (1,251/16 games) .....	78.2
4. ....	
5. ....	

**Largest Margin Of Victory (ASUN)**

1. 2023-24 .....	+5.7
2. 2022-23 .....	+3.0
3. 2021-22 .....	-3.4
4. ....	
5. ....	

**Smallest Margin Of Victory (ASUN)**

1. 2021-22 .....	-3.4
2. 2022-23 .....	+3.0
3. 2023-24 .....	+5.7
4. ....	
5. ....	

**Field Goals Made (ASUN)**

1. 2022-23 (18 games) .....	510
2. 2023-24 (16 games) .....	460
3. 2021-22 (16 games) .....	431
4. ....	
5. ....	

**Field Goals Attempted (ASUN)**

1. 2022-23 (18 games) .....	1,182
2. 2021-22 (16 games) .....	1,062
3. 2023-24 (16 games) .....	968
4. ....	
5. ....	

**Field Goal Percentage (ASUN)**

1. 2023-24 (460-of-968) .....	47.5
2. 2022-23 (510-of-1,182) .....	43.1
3. 2021-22 (431-of-1,062) .....	40.6
4. ....	
5. ....	

**Lowest FG Percentage Defense (ASUN)**

1. 2023-24 (424-of-1,010) .....	42.0
2. 2021-22 (467-of-942) .....	49.6
3. 2022-23 (510-of-1,182) .....	43.1
4. ....	
5. ....	

**Three-Point Field Goals Made (ASUN)**

1. 2021-22 (16 games) .....	173
2. 2022-23 (18 games) .....	133
3. 2023-24 (16 games) .....	129
4. ....	
5. ....	

**Three-Point FGs Attempted (ASUN)**

1. 2021-22 (16 games) .....	503
2. 2022-23 (18 games) .....	431
3. 2023-24 (16 games) .....	315
4. ....	
5. ....	

**Three-Point FG Percentage (ASUN)**

1. 2023-24 (129-of-315) .....	41.0
2. 2021-22 (173-of-503) .....	34.4
3. 2022-23 (133-of-431) .....	30.9
4. ....	
5. ....	

**Lowest Three-Point FG Percentage Defense (ASUN)**

1. 2022-23 (151-of-450) .....	33.6
2. 2023-24 (116-of-325) .....	35.7
3. 2021-22 (146-of-388) .....	37.6
4. ....	
5. ....	

**Free Throws Made (ASUN)**

1. 2023-24 (16 games) .....	235
2. 2022-23 (18 games) .....	201
3. 2021-22 (16 games) .....	162
4.	
5.	

**Free Throws Attempted (ASUN)**

1. 2023-24 (16 games) .....	334
2. 2022-23 (18 games) .....	290
3. 2021-22 (16 games) .....	232
4.	
5.	

**Free Throw Percentage (ASUN)**

1. 2023-24 (235-of-334) .....	70.4
2. 2021-22 (162-of-232) .....	69.8
3. 2022-23 (201-of-290) .....	69.3
4.	
5.	

**Rebounds (ASUN)**

1. 2022-23 (18 games) .....	720
2. 2023-24 (16 games) .....	610
3. 2021-22 (16 games) .....	534
4.	
5.	

**Rebound Average (ASUN)**

1. 2022-23 (720/18 games) .....	40.0
2. 2023-24 (610/16 games) .....	38.1
3. 2021-22 (534/16 games) .....	33.4
4.	
5.	

**Assists (ASUN)**

1. 2022-23 (18 games) .....	261
2. 2021-22 (16 games) .....	231
3. 2023-24 (16 games) .....	223
4.	
5.	

**Assists Average (ASUN)**

1. 2022-23 (261/18 games) .....	14.5
2. 2021-22 (231/16 games) .....	14.4
3. 2023-24 (223/16 games) .....	13.9
4.	
5.	

**Fewest Turnovers (ASUN)**

1. 2023-24 (16 games) .....	157
2. 2021-22 (16 games) .....	168
3. 2022-23 (18 games) .....	207
4.	
5.	

**Fewest Turnovers Average (ASUN)**

1. 2023-24 (157/16 games) .....	9.8
2. 2021-22 (168/16 games) .....	10.5
3. 2022-23 (207/18 games) .....	11.5
4.	
5.	

**Largest Turnovers Margin (ASUN)**

1. 2021-22 (16 games) .....	+5.4
2. 2022-23 (18 games) .....	+1.2
3. 2023-24 (16 games) .....	-0.6
4.	
5.	

**Steals (ASUN)**

1. 2021-22 (16 games) .....	150
2. 2022-23 (18 games) .....	126
3. 2023-24 (16 games) .....	77
4.	
5.	

**Steals Average (ASUN)**

1. 2021-22 (150/16 games) .....	9.4
2. 2022-23 (126/18 games) .....	7.0
3. 2023-24 (77/16 games) .....	4.8
4.	
5.	

**Blocks (ASUN)**

1. 2023-24 (16 games) .....	93
2. 2022-23 (18 games) .....	90
3. 2021-22 (16 games) .....	50
4.	
5.	

**Blocks Average (ASUN)**

1. 2023-24 (93/16 games) .....	5.8
2. 2022-23 (90/18 games) .....	5.0
3. 2021-22 (50/16 games) .....	3.1
4.	
5.	

**Most Points Scored (ASUN)**

1. Florida Gulf Coast (Jan. 12, 2023)	
EKU 97, FGCU 76 .....	97
2. at Stetson (Jan. 29, 2022)	
EKU 95, STET 113 .....	95
Central Arkansas (Feb. 24, 2024)	
EKU 95, UCA 82 .....	95
4. North Alabama (Feb. 18, 2023)	
EKU 93, UNA 98 (OT) .....	93
5. Florida Gulf Coast (Feb. 7, 2024)	
EKU 90, FGCU 82 .....	90

**Most Points Scored (Home-ASUN)**

1. Florida Gulf Coast (Jan. 12, 2023)	
EKU 97, FGCU 76 .....	97
2. Central Arkansas (Feb. 24, 2024)	
EKU 95, UCA 82 .....	95
3. North Alabama (Feb. 18, 2023)	
EKU 93, UNA 98 (OT) .....	93
4. Florida Gulf Coast (Feb. 7, 2024)	
EKU 90, FGCU 82 .....	90
5. Queens (Dec. 31, 2022)	
EKU 88, QU 83 .....	88

**Most Points Scored (Away-ASUN)**

1. at Stetson (Jan. 29, 2022)	
EKU 95, STET 113 .....	95
2. at Central Arkansas (Jan. 11, 2024)	
EKU 86, UCA 63 .....	86
at Kennesaw State (Feb. 3, 2024)	
EKU 86, KSU 76 .....	86
4. at Queens (Feb. 9, 2023)	
EKU 84, QU 80 .....	84
5. at North Alabama (Jan. 13, 2024)	
EKU 81, UNA 72 .....	81

**Fewest Points Scored (ASUN)**

1. at Jacksonville (Feb. 24, 2023)	
EKU 56, JU 52 .....	56
2. at Bellarmine (Jan. 8, 2022)	
EKU 61, BEL 66 .....	61
3. Liberty (Jan. 8, 2023)	
EKU 62, LIB 59 .....	62
at Lipscomb (Jan. 19, 2023)	
EKU 62, LIP 75 .....	62
5. at North Florida (Feb. 22, 2023)	
EKU 64, UNF 77 .....	64

**Fewest Points Scored (Home-ASUN)**

1. Liberty (Jan. 8, 2023)	
EKU 62, LIB 59 .....	62
2. Jacksonville State (Jan. 15, 2022)	
EKU 65, JSU 76 .....	65
3. North Florida (Jan. 22, 2022)	
EKU 67, UNF 58 .....	67
4. Jacksonville State (Feb. 2, 2023)	
EKU 69, JSU 67 .....	69
Austin Peay (Jan. 6, 2024)	
EKU 69, APSU 59 .....	69

**Fewest Points Scored (Away-ASUN)**

1. at Jacksonville (Feb. 24, 2023)	
EKU 56, JU 52 .....	56
2. at Bellarmine (Jan. 8, 2022)	
EKU 61, BEL 66 .....	61
3. at Bellarmine (Jan. 8, 2022)	
EKU 61, BEL 66 .....	61
4. at Lipscomb (Jan. 19, 2023)	
EKU 62, LIP 75 .....	62
5. at North Florida (Feb. 22, 2023)	
EKU 64, UNF 77 .....	64

**Most Points Allowed (ASUN)**

1. at Stetson (Jan. 29, 2022)	
EKU 95, STET 113 .....	113
2. North Alabama (Feb. 18, 2023)	
EKU 93, UNA 98 (OT) .....	98
3. at Queens (Feb. 1, 2024)	
EKU 76, QU 94 .....	94
4. Liberty (Feb. 5, 2022)	
EKU 84, LIB 91 .....	91
5. at Stetson (Feb. 10, 2024)	
EKU 79, STET 87 .....	87

**Most Points Allowed (Home-ASUN)**

1. North Alabama (Feb. 18, 2023)	
EKU 93, UNA 98 (OT) .....	98
2. Liberty (Feb. 5, 2022)	
EKU 84, LIB 91 .....	91
Liberty (Feb. 5, 2022)	
EKU 84, LIB 91 .....	91
4. Queens (Dec. 31, 2022)	
EKU 88, QU 83 .....	83
5. Florida Gulf Coast (Feb. 7, 2024)	
EKU 90, FGCU 82 .....	82
Central Arkansas (Feb. 24, 2024)	
EKU 95, UCA 82 .....	82

**Most Points Allowed (Away-ASUN)**

1. at Stetson (Jan. 29, 2022)	
EKU 95, STET 113 .....	113
2. at Queens (Feb. 1, 2024)	
EKU 76, QU 94 .....	94
3. at Stetson (Feb. 10, 2024)	
EKU 79, STET 87 .....	87
4. at Lipscomb (Feb. 12, 2022)	
EKU 73, LIP 83 .....	83
at Central Arkansas (Feb. 19, 2022)	
EKU 76, UCA 83 .....	83
at Liberty (Feb. 11, 2023)	
EKU 73, LIB 83 .....	83

**Fewest Points Allowed (ASUN)**

1. at Jacksonville (Feb. 24, 2023)	
EKU 56, JU 52 .....	52
2. North Florida (Jan. 22, 2022)	
EKU 67, UNF 58 .....	58
Bellarmine (Feb. 26, 2022)	
EKU 72, BEL 58 .....	58
Central Arkansas (Feb. 16, 2023)	
EKU 74, UCA 58 .....	58
5. Liberty (Jan. 8, 2023)	
EKU 62, LIB 59 .....	59
at Austin Peay (Jan. 21, 2023)	
EKU 74, APSU 59 .....	59
Austin Peay (Jan. 6, 2024)	
EKU 69, APSU 59 .....	59
Jacksonville (Jan. 25, 2024)	
EKU 75, JU 59 .....	59

**Fewest Points Allowed (Home-ASUN)**

1. North Florida (Jan. 22, 2022)	
EKU 67, UNF 58 .....	58
Bellarmine (Feb. 26, 2022)	
EKU 72, BEL 58 .....	58
Central Arkansas (Feb. 16, 2023)	
EKU 74, UCA 58 .....	58
4. Liberty (Jan. 8, 2023)	
EKU 62, LIB 59 .....	59
Austin Peay (Jan. 6, 2024)	
EKU 69, APSU 59 .....	59
Jacksonville (Jan. 25, 2024)	
EKU 75, JU 59 .....	59

**Fewest Points Allowed (Away-ASUN)**

1. at Jacksonville (Feb. 24, 2023)	
EKU 56, JU 52 .....	52
2. at Austin Peay (Jan. 21, 2023)	
EKU 74, APSU 59 .....	59
3. at Central Arkansas (Jan. 11, 2024)	
EKU 86, UCA 63 .....	63
4. at Bellarmine (Feb. 17, 2024)	
EKU 75, BEL 65 .....	65
5. at Bellarmine (Jan. 8, 2022)	
EKU 61, BEL 66 .....	66



### Largest Margin Of Victory (ASUN)

1. at Central Arkansas (Jan. 11, 2024)	
EKU 86, UCA 63 .....	23
2. Florida Gulf Coast (Jan. 12, 2023)	
EKU 97, FGCU 76 .....	21
3. Central Arkansas (Feb. 16, 2023)	
EKU 74, UCA 58 .....	16
Jacksonville (Jan. 25, 2024)	
EKU 75, JU 59 .....	16
5. Stetson (Jan. 14, 2023)	
EKU 85, STET 70 .....	15
at Austin Peay (Jan. 21, 2023)	
EKU 74, APSU 59 .....	15

### Largest Margin Of Defeat (ASUN)

1. at Stetson (Jan. 29, 2022)	
EKU 95, STET 113 .....	18
at Queens (Feb. 1, 2024)	
EKU 76, QU 94 .....	18
3. at Lipscomb (March 1, 2024)	
EKU 67, LIP 81 .....	14
4. at Jacksonville (Feb. 9, 2022)	
EKU 68, JU 81 .....	13
at Jacksonville State (Feb. 23, 2022)	
EKU 68, JSU 81 .....	13
at Lipscomb (Jan. 19, 2023)	
EKU 62, LIP 75 .....	13
at North Florida (Feb. 22, 2023)	
EKU 64, UNF 77 .....	13

### Field Goals Made (ASUN)

1. at Stetson (Jan. 29, 2022) .....	36
Florida Gulf Coast (Jan. 12, 2023) .....	36
North Alabama (Feb. 18, 2023) .....	36
4. at Queens (Feb. 9, 2023) .....	34
5. Queens (Dec. 31, 2023) .....	33
at Central Arkansas (Jan. 5, 2023) .....	33
Central Arkansas (Feb. 24, 2024) .....	33

### Field Goals Attempted (ASUN)

1. North Alabama (Feb. 18, 2023) .....	91
2. Central Arkansas (Jan. 4, 2022) .....	78
3. at Lipscomb (Jan. 19, 2023) .....	75
at Queens (Feb. 1, 2024) .....	75
5. at Stetson (Jan. 29, 2022) .....	74
Florida Gulf Coast (Jan. 12, 2023) .....	74

### Field Goal Percentage (ASUN)

1. Florida Gulf Coast (Feb. 7, 2024) .....	60.4
2. North Florida (Jan. 27, 2024) .....	55.4
3. at Stetson (Feb. 10, 2024) .....	54.2
4. Lipscomb (Jan. 4, 2024) .....	51.7
5. Bellarmine (Jan. 20, 2024) .....	50.9

### Three-Point Field Goals Made (ASUN)

1. at Stetson (Jan. 29, 2022) .....	17
Florida Gulf Coast (Jan. 12, 2023) .....	17
3. Liberty (Feb. 5, 2022) .....	16
Lipscomb (Jan. 18, 2022) .....	16
5. Bellarmine (Feb. 26, 2022) .....	14

### Three-Point FGs Attempted (ASUN)

1. at Stetson (Jan. 29, 2022) .....	40
2. Jacksonville State (Jan. 15, 2022) .....	39
3. Florida Gulf Coast (Jan. 12, 2023) .....	38
4. Lipscomb (Jan. 18, 2022) .....	37
Liberty (Feb. 5, 2022) .....	37

### Three-Point FG Percentage (ASUN)

1. Florida Gulf Coast (Feb. 7, 2024) .....	55.0
2. Bellarmine (Feb. 26, 2022) .....	48.3
3. at Kennesaw State (Feb. 3, 2024) .....	48.1
4. Lipscomb (Jan. 4, 2024) .....	45.8
5. Liberty (Jan. 8, 2023) .....	45.5

(Minimum 10 made 3-point field goals)

### Free Throws Made (ASUN)

1. North Alabama (Feb. 16, 2022) .....	25
2. Kennesaw State (Feb. 4, 2023) .....	24
3. North Florida (Jan. 27, 2024) .....	20
4. Austin Peay (Jan. 6, 2024) .....	19
at North Alabama (Jan. 13, 2024) .....	19
at Austin Peay (Feb. 28, 2024) .....	19

### Free Throws Attempted (ASUN)

1. North Alabama (Feb. 16, 2022) .....	31
Austin Peay (Jan. 6, 2024) .....	31
3. at Austin Peay (Feb. 28, 2024) .....	29
4. Kennesaw State (Feb. 4, 2023) .....	27
Central Arkansas (Feb. 16, 2023) .....	27

### Free Throw Percentage (ASUN)

1. Kennesaw State (Feb. 4, 2023) .....	88.9
2. at Lipscomb (Feb. 12, 2022) .....	83.3
at Kennesaw State (Feb. 3, 2024) .....	83.3
Florida Gulf Coast (Feb. 7, 2024) .....	83.3
5. at Central Arkansas (Feb. 19, 2022) .....	82.4

(Minimum 10 made free throws)

### Rebounds (ASUN)

1. North Alabama (Feb. 18, 2023) .....	48
at North Florida (Feb. 22, 2023) .....	48
3. at North Alabama (Jan. 11, 2022) .....	47
4. Florida Gulf Coast (Jan. 12, 2023) .....	47
5. Central Arkansas (Feb. 16, 2023) .....	46
at Queens (Feb. 1, 2024) .....	46

### Assists (ASUN)

1. Lipscomb (Jan. 18, 2022) .....	26
2. Florida Gulf Coast (Jan. 12, 2023) .....	26
3. Stetson (Jan. 14, 2023) .....	23
4. Kennesaw State (Feb. 3, 2022) .....	22
at Central Arkansas (Jan. 11, 2024) .....	22

### Steals (ASUN)

1. North Alabama (Feb. 16, 2002) .....	17
2. Central Arkansas (Feb. 16, 2023) .....	14
3. North Florida (Jan. 22, 2022) .....	12
at Austin Peay (Jan. 21, 2023) .....	12
5. Central Arkansas (Jan. 4, 2022) .....	11
at Stetson (Jan. 29, 2022) .....	11
Liberty (Feb. 5, 2022) .....	11
at Kennesaw State (Jan. 2, 2023) .....	11

### Blocks (ASUN)

1. Queens (Dec. 31, 2022) .....	11
at Kennesaw State (Feb. 3, 2024) .....	11
at Austin Peay (Feb. 28, 2024) .....	11
4. at Central Arkansas (Feb. 19, 2022) .....	9
Central Arkansas (Feb. 16, 2023) .....	9

**Most Points Scored**

1. Devontae Blanton (2022-23)	304
2. Leland Walker (2023-24)	267
3. Isaiah Cozart (2023-24)	249
4. Devontae Blanton (2023-24)	232
5. Jomaru Brown (2021-22)	216
6. Michael Moreno (2021-22)	211
7. Michael Moreno (2022-23)	204
8. Isaiah Cozart (2022-23)	179
9. Leland Walker (2022-23)	171
10. Curt Lewis (2021-22)	166

**Points Per Game**

1. Devontae Blanton (2022-23)	16.9
2. Leland Walker (2023-24)	16.7
3. Isaiah Cozart (2023-24)	15.6
4. Devontae Blanton (2023-24)	14.5
5. Jomaru Brown (2021-22)	13.5
6. Michael Moreno (2021-22)	13.2
7. Michael Moreno (2022-23)	11.3
8. Curt Lewis (2021-22)	11.1
9. Michael Moreno (2023-24)	10.0
10. Devontae Blanton (2021-22)	9.9
Isaiah Cozart (2022-23)	9.9

**Field Goals**

1. Devontae Blanton (2022-23)	118
2. Isaiah Cozart (2023-24)	99
3. Leland Walker (2023-24)	88
4. Devontae Blanton (2023-24)	87
5. Michael Moreno (2021-22)	81
6. Isaiah Cozart (2022-23)	77
7. Michael Moreno (2022-23)	73
8. Jomaru Brown (2021-22)	71
9. Curt Lewis (2021-22)	62
10. Leland Walker (2022-23)	60

**Field Goals Attempted**

1. Devontae Blanton (2022-23)	265
2. Devontae Blanton (2023-24)	201
3. Leland Walker (2023-24)	200
4. Jomaru Brown (2021-22)	193
5. Michael Moreno (2021-22)	181
6. Tayshawn Comer (2022-23)	160
7. Michael Moreno (2022-23)	158
8. Leland Walker (2022-23)	155
9. Curt Lewis (2021-22)	153
10. Isaiah Cozart (2023-24)	152

**Highest Field Goals Percentage**

1. Isaiah Cozart (2023-24)	65.1
2. Isaiah Cozart (2022-23)	63.1
3. Michael Moreno (2023-24)	48.3
4. Michael Moreno (2022-23)	46.2
5. Michael Moreno (2021-22)	44.8
Tayshawn Comer (2023-24)	44.8
7. Devontae Blanton (2022-23)	44.5
8. Leland Walker (2023-24)	44.0
9. Devontae Blanton (2023-24)	43.3
10. Cooper Robb (2021-22)	41.9

(Minimum 3 made field goals/game played)

**Three-Point Field Goals**

1. Michael Moreno (2021-22)	41
Michael Moreno (2022-23)	41
3. Michael Moreno (2023-24)	39
4. Curt Lewis (2021-22)	29
Cooper Robb (2021-22)	29
6. Russhard Cruickshank (2021-22)	28
7. Collin Cooper (2023-24)	26
8. Cooper Robb (2022-23)	25
9. Leland Walker (2023-24)	22
10. Tayshawn Comer (2022-23)	21

**Three-Point Field Goals Attempted**

1. Michael Moreno (2022-23)	111
2. Michael Moreno (2021-22)	109
3. Michael Moreno (2023-24)	89
4. Curt Lewis (2021-22)	84
5. Cooper Robb (2021-22)	82
6. Cooper Robb (2022-23)	81
7. Russhard Cruickshank (2021-22)	77
8. Collin Cooper (2023-24)	63
9. Jomaru Brown (2021-22)	59
10. Tayshawn Comer (2022-23)	58

**Highest Three-Point FG Percentage**

1. Tayshawn Comer (2023-24)	45.2 (19-42)
2. Michael Moreno (2023-24)	43.8 (39-89)
3. Collin Cooper (2023-24)	41.3 (26-63)
4. Braxton Beverly (2021-22)	40.0 (12-30)
5. Leland Walker (2023-24)	38.6 (22-57)
6. Michael Moreno (2021-22)	37.5 (41-109)
7. Michael Moreno (2022-23)	36.9 (41-111)
8. Russhard Cruickshank (2021-22)	36.4 (28-77)
9. Tayshawn Comer (2022-23)	36.2 (21-58)
10. Cooper Robb (2021-22)	35.4 (29-82)

(Minimum 1 made three-point FG/game played)

**Free Throws**

1. Leland Walker (2023-24)	69
2. Jomaru Brown (2021-22)	58
3. Devontae Blanton (2022-23)	54
4. Isaiah Cozart (2023-24)	51
5. Devontae Blanton (2023-24)	50
6. Leland Walker (2022-23)	37
7. Devontae Blanton (2021-22)	36
8. Isaiah Cozart (2022-23)	25
9. Tayshawn Comer (2022-23)	21
10. Turner Buttry (2023-24)	20

**Free Throws Attempted**

1. Isaiah Cozart (2023-24)	95
2. Leland Walker (2023-24)	84
3. Jomaru Brown (2021-22)	76
4. Devontae Blanton (2022-23)	71
5. Devontae Blanton (2023-24)	67
6. Leland Walker (2022-23)	46
7. Devontae Blanton (2021-22)	45
8. Isaiah Cozart (2022-23)	42
9. Curt Lewis (2021-22)	31
10. Tayshawn Comer (2022-23)	29

**Highest Free Throw Percentage**

1. Turner Buttry (2023-24)	95.2 (20-21)
2. Leland Walker (2023-24)	82.1 (69-84)
3. Leland Walker (2022-23)	80.4 (37-46)
4. Devontae Blanton (2021-22)	80.0 (36-45)
5. Jomaru Brown (2021-22)	76.3 (58-76)
6. Devontae Blanton (2022-23)	76.1 (54-71)
7. Devontae Blanton (2023-24)	74.6 (50-67)
8. Tayshawn Comer (2022-23)	72.4 (21-29)
9. Tayshawn Comer (2023-24)	67.9 (19-28)
10. Tariq Balogun (2021-22)	66.7 (10-15)

(Minimum 1 made free throw/game played)

**Total Rebounds**

1. Isaiah Cozart (2023-24)	164
2. Isaiah Cozart (2022-23)	142
3. Michael Moreno (2022-23)	125
4. Devontae Blanton (2022-23)	120
5. Michael Moreno (2023-24)	107
6. Devontae Blanton (2021-22)	96
7. Devontae Blanton (2023-24)	89
8. Michael Moreno (2021-22)	85
9. Curt Lewis (2021-22)	81
10. Cooper Robb (2021-22)	68

**Rebounds Per Game**

1. Isaiah Cozart (2023-24)	10.3
2. Isaiah Cozart (2022-23)	7.9
3. Devontae Blanton (2021-22)	6.9
Michael Moreno (2022-23)	6.9
5. Devontae Blanton (2022-23)	6.7
Michael Moreno (2023-24)	6.7
7. Devontae Blanton (2023-24)	5.6
8. Curt Lewis (2021-22)	5.4
9. Michael Moreno (2021-22)	5.3
10. Cooper Robb (2021-22)	4.3

**Assists**

1. Tayshawn Comer (2022-23)	65
2. Leland Walker (2023-24)	62
3. Devontae Blanton (2022-23)	55
4. Russhard Cruickshank (2021-22)	51
Leland Walker (2022-23)	51
6. Tayshawn Comer (2023-24)	50
7. Cooper Robb (2021-22)	41
Michael Moreno (2022-23)	41
9. Devontae Blanton (2023-24)	36
10. Devontae Blanton (2021-22)	33
Michael Moreno (2023-24)	33

**Blocks**

1. Isaiah Cozart (2022-23)	55
Isaiah Cozart (2023-24)	55
3. Michael Wardy (2021-22)	12
Michael Moreno (2021-22)	12
Tariq Balogun (2021-22)	12
Dardan Kapiti (2022-23)	12
7. John Ukomadu (2022-23)	11
John Ukomadu (2023-24)	11
9. Michael Moreno (2023-24)	8
10. Devontae Blanton (2023-24)	6

**Steals**

1. Cooper Robb (2022-23)	27
2. Jomaru Brown (2021-22)	26
3. Cooper Robb (2021-22)	25
4. Curt Lewis (2021-22)	21
5. Devontae Blanton (2021-22)	19
Russhard Cruickshank (2021-22)	19
Michael Moreno (2022-23)	19
8. Tayshawn Comer (2022-23)	18
9. Leland Walker (2023-24)	15
10. Michael Moreno (2023-24)	14



**Most Points Scored**

- Leland Walker (NORTH FLORIDA, 1/27/24) ..... 29
- Devontae Blanton (NORTH ALABAMA, 2/18/23) .. 27
- Devontae Blanton (at Liberty, 2/11/23) ..... 26
- Leland Walker (at Stetson, 2/10/24) ..... 26
- Jomaru Brown (LIBERTY, 2/5/22) ..... 24
- Michael Moreno (NORTH ALABAMA, 2/16/22) ..... 24
- Devontae Blanton (KENNESAW ST., 2/4/23) ..... 24
- Devontae Blanton (BELLARMINE, 1/20/24) ..... 24
- Devontae Blanton (FLA. GULF COAST, 2/7/24) .... 24
- Leland Walker (NORTH ALABAMA, 2/22/24) ..... 24

**Field Goals**

- Devontae Blanton (NORTH ALABAMA, 2/18/23) ... 11
- Leland Walker (at Stetson, 2/10/24) ..... 11
- Devontae Blanton (QUEENS, 12/31/22) ..... 10
- Devontae Blanton (at Central Arkansas, 1/5/23) .... 10
- Devontae Blanton (at Queens, 2/9/23) ..... 10
- Tayshawn Comer (at Austin Peay, 2/28/24) ..... 10
- Michael Moreno (at Stetson, 1/29/22) ..... 9
- Michael Moreno (NORTH ALABAMA, 2/16/22) ..... 9
- Devontae Blanton (BELLARMINE, 1/28/23) ..... 9
- Devontae Blanton (JACKSONVILLE, ST., 2/2/23) ... 9
- Devontae Blanton (BELLERMANINE, 1/20/24) ..... 9
- Leland Walker (NORTH FLORIDA, 1/27/24) ..... 9
- Devontae Blanton (at Kennesaw State, 2/3/24) ..... 9
- Devontae Blanton (FLA. GULF COAST, 2/7/24) ..... 9
- Isaiah Cozart (at Stetson, 2/10/24) ..... 9
- Devontae Blanton (at Austin Peay, 2/28/24) ..... 9

**Field Goals Attempted**

- Devontae Blanton (NORTH ALABAMA, 2/18/23) .. 24
- Devontae Blanton (at Central Arkansas, 1/5/23) .... 22
- Devontae Blanton (at Queens, 2/9/23) ..... 21
- Jomaru Brown (at Florida Gulf Coast, 1/27/22) .... 20
- Jomaru Brown (NORTH ALABAMA, 2/16/22) ..... 19
- Devontae Blanton (QUEENS, 12/31/22) ..... 19
- 
- 
- 
- 

**Highest Field Goals Percentage**

- Tariq Balogun (LIPSCOMB, 1/18/22) ..... 100.0 (6-6)
- Isaiah Cozart (NORTH FLA., 1/27/24) ..... 100.0 (8-8)
- Isaiah Cozart (NORTH ALA., 2/22/24) ..... 100.0 (6-6)
- Isaiah Cozart (FLA. GULF COAST, 2/7/24) ... 88.9 (8-9)
- Isaiah Cozart (at Queens, 2/9/23) ..... 87.5 (7-8)
- Tariq Balogun (at Fla. Gulf Coast, 1/27/22) .... 83.3 (5-6)
- Michael Wardy (KENNESAW ST., 2/3/22) . 83.3 (5-6))
- Isaiah Cozart (at Stetson, 2/10/24) ..... 81.8 (9-11)
- Leland Walker (STETSON, 1/14/23) ..... 75.0 (6-8)
- Dardan Kapiti (at Queens, 2/9/23) ..... 75.0 (6-8)
- Isaiah Cozart (NORTH ALA., 2/18/23) ..... 75.0 (6-8)
- Michael Moreno (at North Ala., 1/13/24) .... 75.0 (6-8)
- Devontae Blanton (FLA. GULF COAST, 2/7/24) ... 75.0 (9-12)

*(Minimum 5 made field goals)*

**Three-Point Field Goals**

- Michael Moreno (at Kennesaw State, 2/3/24) ..... 7
- Michael Moreno (at Jacksonville State, 2/23/22) .... 6
- Michael Moreno (at Kennesaw State, 1/2/23) ..... 6
- Turner Buttry (FLORIDA GULF COAST, 1/12/23) .... 6
- Michael Moreno (at Central Arkansas, 1/11/24) ..... 6
- Braxton Beverly (JACKSONVILLE ST., 1/15/22) .... 5
- Michael Moreno (KENNESAW STATE, 2/3/22) ..... 5
- Michael Moreno (LIBERTY, 2/5/22) ..... 5
- Michael Moreno (at Lipscomb, 2/12/22) ..... 5
- Michael Moreno (STETSON, 1/14/23) ..... 5
- Michael Moreno (at North Alabama, 1/13/24) ..... 5

**Three-Point Field Goals Attempted**

- Michael Moreno (at Kennesaw State, 2/3/24) ..... 13
- Michael Moreno (at Jacksonville State, 2/23/22) ... 12
- Cooper Robb (CENTRAL ARKANSAS, 1/4/22) ..... 11
- Michael Moreno (KENNESAW STATE, 2/3/22) ..... 11
- Curt Lewis (LIBERTY, 2/5/22) ..... 11
- Michael Moreno (LIBERTY, 2/5/22) ..... 11
- Michael Moreno (at Lipscomb, 2/12/22) ..... 11
- Turner Buttry (FLORIDA GULF COAST, 1/12/23) ... 11
- Michael Moreno (at Kennesaw State, 1/2/23) ..... 10
- Michael Moreno (STETSON, 1/4/23) ..... 10

**Highest Three-Point FG Percentage**

- Curt Lewis (at Fla. Gulf Coast, 1/27/22) .... 100.0 (2-2)
- Leland Walker (at Central Ark., 1/5/23) ..... 100.0 (2-2)
- Tayshawn Comer (JACKSONVILLE ST., 2/2/23) ... 100.0 (2-2)
- Michael Moreno (at Queens, 2/9/23) ..... 100.0 (2-2)
- Tayshawn Comer (LIPSCOMB, 1/4/24) .... 100.0 (2-2)
- Collin Cooper (BELLARMINE, 1/20/24) .... 100.0 (2-2)
- Tayshawn Comer (NORTH ALA., 2/22/24) ... 100.0 (2-2)
- Russhard Cruickshank (at Bellarmine, 1/8/22) .... 75.0 (3-4)
- Braxton Beverly (at North Ala., 1/11/22) ..... 75.0 (3-4)
- Cooper Robb (LIPSCOMB, 1/18/22) ..... 75.0 (3-4)
- Cooper Robb (NORTH FLA., 1/22/22) ..... 75.0 (3-4)
- Cooper Robb (LIBERTY, 2/5/22) ..... 75.0 (3-4)
- Tayshawn Comer (QUEENS, 12/31/22) ..... 75.0 (3-4)
- Cooper Robb (LIBERTY, 1/8/23) ..... 75.0 (3-4)
- Leland Walker (NORTH FLA., 1/27/24) ..... 75.0 (3-4)
- Tayshawn Comer (Fla. Gulf Coast, 2/7/24) ... 75.0 (3-4)
- Turner Buttry (at Bellarmine, 2/17/24) ..... 75.0 (3-4)

*(Minimum 2 made three-point field goals)*

**Free Throws**

- Jomaru Brown (LIBERTY, 2/5/22) ..... 10
- Jomaru Brown (NORTH ALABAMA, 2/16/22) ..... 10
- Devontae Blanton (at Liberty, 2/11/23) ..... 10
- Leland Walker (NORTH ALA., 2/22/24) ..... 10
- Devontae Blanton (KENNESAW STATE, 2/4/23) .... 9
- Leland Walker (BELLARMINE, 1/20/24) ..... 9
- 
- 
- 
- 

**Free Throws Attempted**

- Isaiah Cozart (AUSTIN PEAY, 1/6/24) ..... 16
- Jomaru Brown (LIBERTY, 2/5/22) ..... 14
- Jomaru Brown (NORTH ALABAMA, 2/16/22) ..... 12
- Leland Walker (at North Alabama, 1/13/24) ..... 12
- Leland Walker (NORTH ALABAMA, 2/22/24) ..... 12
- Devontae Blanton (at Liberty, 2/11/23) ..... 11
- Leland Walker (BELLARMINE, 1/20/24) ..... 10
- Isaiah Cozart (JACKSONVILLE, 1/25/24) ..... 10
- Isaiah Cozart (CENTRAL ARKANSAS, 2/24/24) ... 10
- Devontae Blanton (KENNESAW STATE, 2/4/23) .... 9

**Highest Free Throw Percentage**

- Devontae Blanton (KENNESAW ST., 2/4/23) ... 100.0 (9-9)
- Leland Walker (NORTH FLA., 1/27/24) .... 100.0 (8-8)
- Leland Walker (QUEENS, 12/31/22) ..... 100.0 (7-7)
- Isaiah Cozart (at Bellarmine, 1/26/23) ..... 100.0 (6-6)
- Devontae Blanton (NORTH FLA., 1/27/24) .. 100.0 (6-6)
- Cooper Robb (KENNESAW ST., 2/3/22) .. 100.0 (5-5)
- Leland Walker (NORTH ALA., 2/18/23) .... 100.0 (5-5)
- Turner Buttry (at Kennesaw St., 2/3/24) ... 100.0 (5-5)
- Devontae Blanton (FLA. GULF COAST, 2/7/24) ... 100.0 (5-5)

*(Minimum 5 made free throws)*

**Total Rebounds**

- Isaiah Cozart (CENTRAL ARKANSAS, 2/24/24) ... 17
- Isaiah Cozart (NORTH ALABAMA, 2/22/24) ..... 15
- Isaiah Cozart (STETSON, 1/14/23) ..... 14
- Isaiah Cozart (AUSTIN PEAY, 1/6/14) ..... 14
- Devontae Blanton (LIPSCOMB, 1/18/22) ..... 13
- Devontae Blanton (BELLARMINE, 1/28/23) ..... 13
- Isaiah Cozart (BELLARMINE, 1/20/24) ..... 13
- Isaiah Cozart (JACKSONVILLE, 1/25/24) ..... 13
- Isaiah Cozart (FLA. GULF COAST, 2/7/24) ..... 13
- Devontae Blanton (at Austin Peay, 2/28/24) ..... 13

**Assists**

- Braxton Beverly (LIPSCOMB, 1/18/22) ..... 13
- Tayshawn Comer (STETSON, 1/14/23) ..... 11
- Leland Walker (JACKSONVILLE, 1/25/24) ..... 10
- Russhard Cruickshank (NORTH FLA., 1/22/22) .... 8
- Tayshawn Comer (FLA. GULF COAST, 1/12/23) ..... 7
- Devontae Blanton (at Liberty, 2/11/23) ..... 7
- Tayshawn Comer (NORTH ALA., 2/18/23) ..... 7
- Devontae Blanton (at Central Arkansas, 1/11/24) .... 7
- Tayshawn Comer (at Stetson, 2/10/24) ..... 7
- 

**Blocks**

- Isaiah Cozart (QUEENS, 12/31/22) ..... 8
- Isaiah Cozart (at Austin Peay, 2/28/24) ..... 8
- Isaiah Cozart (CENTRAL ARK., 2/16/23) ..... 7
- Isaiah Cozart (NORTH ALABAMA, 2/22/24) ..... 6
- Isaiah Cozart (STETSON, 1/14/23) ..... 5
- Tariq Balogun (LIPSCOMB, 1/18/22) ..... 4
- Isaiah Cozart (JACKSONVILLE ST., 2/2/23) ..... 4
- Isaiah Cozart (KENNESAW ST., 2/4/23) ..... 4
- Isaiah Cozart (at Jacksonville, 2/24/23) ..... 4
- Isaiah Cozart (at Kennesaw State, 2/3/24) ..... 4
- John Ukomadu (at Kennesaw State, 2/3/24) ..... 4
- Isaiah Cozart (FLA. GULF COAST, 2/7/24) ..... 4
- Isaiah Cozart (at Stetson, 2/10/24) ..... 4
- Isaiah Cozart (at Lipscomb, 3/1/24) ..... 4

**Steals**

- Jomaru Brown (NORTH ALABAMA, 2/16/22) ..... 6
- Cooper Robb (LIBERTY, 2/5/22) ..... 4
- Devontae Blanton (NORTH ALABAMA, 2/16/22) .... 4
- Cooper Robb (QUEENS, 12/31/22) ..... 4
- Tayshawn Comer (QUEENS, 12/31/22) ..... 4
- Tayshawn Comer (JACKSONVILLE, 1/25/24) ..... 4
- 
- 
- 
-

**Single Game**

**Most Points Scored**

1.	at Kennesaw State (3/1/22)	73
	vs. North Alabama (2/28/23)	73
	at Liberty (3/2/23)	73
4.	vs. Jacksonville (3/5/24)	65
5.		

**Fewest Points Scored**

1.	vs. Jacksonville (3/5/24)	65
2.	at Kennesaw State (3/1/22)	73
	vs. North Alabama (2/28/23)	73
	at Liberty (3/2/23)	73
5.		

**Most Points Allowed**

1.	at Kennesaw State (3/1/22)	82
2.	at Liberty (3/2/23)	79
3.	vs. Jacksonville (3/5/24)	67
4.	vs. North Alabama (2/28/23)	48
5.		

**Fewest Points Allowed**

1.	vs. North Alabama (2/28/23)	48
2.	vs. Jacksonville (3/5/24)	67
3.	at Liberty (3/2/23)	79
4.	at Kennesaw State (3/1/22)	82
5.		

**Field Goals**

1.	vs. North Alabama (2/28/23)	31
2.	at Liberty (3/2/23)	30
3.	at Kennesaw State (3/1/22)	26
	vs. Jacksonville (3/5/24)	26
5.		

**Field Goals Attempted**

1.	vs. North Alabama (2/28/23)	75
2.	at Kennesaw State (3/1/22)	67
3.	vs. Jacksonville (3/5/24)	59
4.	at Liberty (3/2/23)	58
5.		

**Highest Field Goals Percentage**

1.	vs. North Alabama (2/28/23)	51.7
2.	vs. Jacksonville (3/5/24)	44.1
3.	at Liberty (3/2/23)	41.3
4.	at Kennesaw State (3/1/22)	38.8
5.		

**Lowest Field Goals Percentage**

1.	at Kennesaw State (3/1/22)	38.8
2.	at Liberty (3/2/23)	41.3
3.	vs. Jacksonville (3/5/24)	44.1
4.	vs. North Alabama (2/28/23)	51.7
5.		

**Three-Point Field Goals**

1.	at Kennesaw State (3/1/22)	11
2.	at Liberty (3/2/23)	9
3.	vs. North Alabama (2/28/23)	7
4.	vs. Jacksonville (3/5/24)	3
5.		

**Three-Point Field Goals Attempted**

1.	at Kennesaw State (3/1/22)	28
2.	at Liberty (3/2/23)	25
3.	vs. North Alabama (2/28/23)	19
4.	vs. Jacksonville (3/5/24)	16
5.		

**Highest Three-Point FG Percentage**

1.	at Kennesaw State (3/1/22)	39.3
2.	vs. North Alabama (2/28/23)	36.8
3.	at Liberty (3/2/23)	36.0
4.	vs. Jacksonville (3/5/24)	18.8
5.		

**Lowest Three-Point FG Percentage**

1.	vs. Jacksonville (3/5/24)	18.8
2.	at Liberty (3/2/23)	36.0
3.	vs. North Alabama (2/28/23)	36.8
4.	at Kennesaw State (3/1/22)	39.3
5.		

**Free Throws**

1.	at Kennesaw State (3/1/22)	10
	vs. Jacksonville (3/5/24)	10
3.	vs. North Alabama (2/28/23)	4
	at Liberty (3/2/23)	4
5.		

**Free Throws Attempted**

1.	vs. Jacksonville (3/5/24)	17
2.	at Kennesaw State (3/1/22)	14
3.	at Liberty (3/2/23)	9
4.	vs. North Alabama (2/28/23)	4
5.		

**Highest Free Throw Percentage**

1.	vs. North Alabama (2/28/23)	100.0
2.	at Kennesaw State (3/1/22)	71.4
3.	vs. Jacksonville (3/5/24)	58.8
4.	at Liberty (3/2/23)	44.4
5.		

**Lowest Free Throw Percentage**

1.	at Liberty (3/2/23)	44.4
2.	vs. Jacksonville (3/5/24)	58.8
3.	at Kennesaw State (3/1/22)	71.4
4.	vs. North Alabama (2/28/23)	100.0
5.		

**Offensive Rebounds**

1.	vs. North Alabama (2/28/23)	21
2.	vs. Jacksonville (3/5/24)	16
3.	at Kennesaw State (3/1/22)	13
4.	at Liberty (3/2/23)	6
5.		

**Defensive Rebounds**

1.	vs. North Alabama (2/28/23)	36
2.	at Liberty (3/2/23)	27
3.	at Kennesaw State (3/1/22)	22
	vs. Jacksonville (3/5/24)	22
5.		

**Total Rebounds**

1.	vs. North Alabama (2/28/23)	57
2.	vs. Jacksonville (3/5/24)	38
3.	at Kennesaw State (3/1/22)	35
4.	at Liberty (3/2/23)	33
5.		

**Personal Fouls**

1.	at Kennesaw State (3/1/22)	20
2.	at Liberty (3/2/23)	18
3.	vs. Jacksonville (3/5/24)	15
4.	vs. North Alabama (2/28/23)	13
5.		

**Assists**

1.	vs. North Alabama (2/28/23)	17
2.	at Kennesaw State (3/1/22)	14
3.	vs. Jacksonville (3/5/24)	10
4.	at Liberty (3/2/23)	9
5.		

**Blocks**

1.	vs. North Alabama (2/28/23)	11
2.	at Kennesaw State (3/1/22)	4
	vs. Jacksonville (3/5/24)	4
4.	at Liberty (3/2/23)	2
5.		

**Steals**

1.	vs. North Alabama (2/28/23)	8
2.	at Kennesaw State (3/1/22)	4
	vs. Jacksonville (3/5/24)	4
4.	at Liberty (3/2/23)	3
5.		



**Entire Tournament**

**Most Points Scored**

1. 2023 (2 games) .....	146
2. 2022 (1 game) .....	73
3. 2024 (1 game) .....	65
4.	
5.	

**Most Points Allowed**

1. 2023 (2 games) .....	127
2. 2022 (1 game) .....	82
3. 2024 (1 game) .....	67
4.	
5.	

**Field Goals**

1. 2023 (2 games) .....	61
2. 2022 (1 game) .....	26
2024 (1 game) .....	26
4.	
5.	

**Field Goals Attempted**

1. 2023 (2 games) .....	133
2. 2022 (1 game) .....	67
3. 2024 (1 game) .....	59
4.	
5.	

**Highest Field Goals Percentage**

1. 2023 (2 games) .....	45.9
2. 2024 (1 game) .....	44.1
3. 2022 (1 game) .....	38.8
4.	
5.	

**Three-Point Field Goals**

1. 2023 (2 games) .....	16
2. 2022 (1 game) .....	11
3. 2024 (1 game) .....	3
4.	
5.	

**Three-Point Field Goals Attempted**

1. 2023 (2 games) .....	44
2. 2022 (1 game) .....	28
3. 2024 (1 game) .....	16
4.	
5.	

**Highest Three-Point FG Percentage**

1. 2022 (1 game) .....	39.3
2. 2023 (2 games) .....	36.4
3. 2024 (1 game) .....	18.8
4.	
5.	

**Free Throws**

1. 2022 (1 game) .....	10
2024 (1 game) .....	10
3. 2023 (2 games) .....	8
4.	
5.	

**Free Throws Attempted**

1. 2024 (1 game) .....	17
2. 2022 (1 game) .....	14
3. 2023 (2 games) .....	13
4.	
5.	

**Highest Free Throw Percentage**

1. 2022 (1 game) .....	71.4
2. 2023 (2 games) .....	61.5
3. 2024 (1 game) .....	58.8
4.	
5.	

**Offensive Rebounds**

1. 2023 (2 games) .....	27
2. 2024 (1 game) .....	16
3. 2022 (1 game) .....	13
4.	
5.	

**Defensive Rebounds**

1. 2023 (2 games) .....	63
2. 2022 (1 game) .....	22
2024 (1 game) .....	22
4.	
5.	

**Total Rebounds**

1. 2023 (2 games) .....	90
2. 2024 (1 game) .....	38
3. 2022 (1 game) .....	35
4.	
5.	

**Personal Fouls**

1. 2023 (2 games) .....	31
2. 2022 (1 game) .....	20
3. 2024 (1 game) .....	15
4.	
5.	

**Assists**

1. 2023 (2 games) .....	26
2. 2022 (1 game) .....	14
3. 2024 (1 game) .....	10
4.	
5.	

**Blocks**

1. 2023 (2 games) .....	13
2. 2022 (1 game) .....	4
2024 (1 game) .....	4
4.	
5.	

**Steals**

1. 2023 (2 games) .....	11
2. 2022 (1 game) .....	4
2024 (1 game) .....	4
4.	
5.	

## Single Game

### Most Points Scored

1.	Devontae Blanton (at Kennesaw State, 3/1/22) ....	23
	Devontae Blanton (at Liberty, 3/2/23) .....	23
3.	Jomaru Brown (at Kennesaw State, 3/1/22) .....	22
4.	Isaiah Cozart (vs. Jacksonville, 3/5/24) .....	18
5.	Devontae Blanton (vs. North Ala., 2/28/23) .....	15
	Devontae Blanton (vs. Jacksonville, 3/5/24) .....	15
7.	Tayshawn Comer (at Liberty, 3/2/23) .....	14
8.	John Ukomadu (vs. North Ala., 2/28/23) .....	12
	Isaiah Cozart (vs. North Ala., 2/28/23) .....	12
10.	Cooper Robb (at Liberty, 3/2/23) .....	10

### Field Goals

1.	Devontae Blanton (at Liberty, 3/2/23) .....	9
2.	Devontae Blanton (at Kennesaw State, 3/1/22) .....	8
	Jomaru Brown (at Kennesaw State, 3/1/22) .....	8
4.	Devontae Blanton (vs. Jacksonville, 3/5/24) .....	7
5.	Tayshawn Comer (at Liberty, 3/2/23) .....	6
	Devontae Blanton (vs. North Ala., 2/28/23) .....	6
	John Ukomadu (vs. North Ala., 2/28/23) .....	6
	Isaiah Cozart (vs. Jacksonville, 3/5/24) .....	6
9.	Isaiah Cozart (vs. North Ala., 2/28/23) .....	5
	Leland Walker (vs. Jacksonville, 3/5/24) .....	5

### Field Goals Attempted

1.	Devontae Blanton (at Liberty, 3/2/23) .....	20
2.	Devontae Blanton (at Kennesaw State, 3/1/22) .....	19
3.	Devontae Blanton (vs. Jacksonville, 3/5/24) .....	16
4.	Jomaru Brown (at Kennesaw State, 3/1/22) .....	14
5.	Devontae Blanton (vs. North Ala., 2/28/23) .....	13
6.	Isaiah Cozart (vs. Jacksonville, 3/5/24) .....	12
	Leland Walker (vs. Jacksonville, 3/5/24) .....	12
8.	Michael Moreno (at Kennesaw State, 3/1/22) .....	10
	John Ukomadu (vs. North Ala., 2/28/23) .....	10
	Tayshawn Comer (at Liberty, 3/2/23) .....	10

### Highest Field Goals Percentage

1.	John Ukomadu (vs. North Ala., 2/28/23) .....	60.0 (6-10)
	Tayshawn Comer (at Liberty, 3/2/23) .....	60.0 (6-10)
3.	Jomaru Brown (at Kennesaw St., 3/1/22) ....	57.1 (8-14)
4.	Isaiah Cozart (vs. Jacksonville, 3/5/24) ....	50.0 (6-12)
5.	Devontae Blanton (vs. North Ala., 2/28/23) ..	46.1 (9-13)
6.	Devontae Blanton (at Liberty, 3/2/23) .....	45.0 (9-20)
7.	Devontae Blanton (vs. Jacksonville, 3/5/24) ..	43.8 (7-16)
8.	Devontae Blanton (at Kennesaw St., 3/1/22) ..	42.1 (8-19)
9.		
10.		

(Minimum 6 made field goals)

### Three-Point Field Goals

1.	Devontae Blanton (at Kennesaw State, 3/1/22) .....	3
	Russhard Cruickshank (at Kennesaw St., 3/1/22) ..	3
3.	Michael Moreno (at Kennesaw State, 3/1/22) .....	2
	Jomaru Brown (at Kennesaw State, 3/1/22) .....	2
	Michael Moreno (vs. North Ala., 2/28/23) .....	2
	Tayshawn Comer (vs. North Ala., 2/28/23) .....	2
	Leland Walker (at Liberty, 3/2/23) .....	2
	Devontae Blanton (at Liberty, 3/2/23) .....	2
	Cooper Robb (at Liberty, 3/2/23) .....	2
	Tayshawn Comer (at Liberty, 3/2/23) .....	2
	Collin Cooper (vs. Jacksonville, 3/5/24) .....	2

### Three-Point Field Goals Attempted

1.	Michael Moreno (at Kennesaw State, 3/1/22) .....	6
	Russhard Cruickshank (at Kennesaw St., 3/1/22) ..	6
	Devontae Blanton (at Liberty, 3/2/23) .....	6
	Cooper Robb (at Liberty, 3/2/23) .....	6
5.	Tayshawn Comer (vs. North Ala., 2/28/23) .....	5
	Michael Moreno (at Liberty, 3/2/23) .....	5
	Tayshawn Comer (at Liberty, 3/2/23) .....	5
	Devontae Blanton (vs. Jacksonville, 3/5/24) .....	5
9.	Devontae Blanton (at Kennesaw State, 3/1/22) .....	4
	Curt Lewis (at Kennesaw State, 3/1/22) .....	4
	Cooper Robb (at Kennesaw State, 3/1/22) .....	4
	Jomaru Brown (at Kennesaw State, 3/1/22) .....	4
	Michael Moreno (vs. North Ala., 2/28/23) .....	4
	Collin Cooper (vs. Jacksonville, 3/5/24) .....	4

### Highest Three-Point FG Percentage

1.	Devontae Blanton (at Kennesaw St., 3/1/22) ....	75.0 (3-4)
2.	Leland Walker (at Liberty, 3/2/23) .....	66.7 (2-3)
3.	Russhard Cruickshank (at Kennesaw St., 3/1/22) ..	50.0 (3-6)
	Jomaru Brown (at Kennesaw St., 3/1/22) ..	50.0 (2-4)
	Michael Moreno (vs. North Ala., 2/28/23) ....	50.0 (2-4)
	Collin Cooper (vs. Jacksonville, 3/5/24) .....	50.0 (2-4)
7.	Tayshawn Comer (vs. North Ala., 2/28/23) ..	40.0 (2-5)
	Tayshawn Comer (at Liberty, 3/2/23) .....	40.0 (2-5)
9.	Michael Moreno (at Kennesaw St., 3/1/22) .....	33.3 (2-6)
	Devontae Blanton (at Liberty, 3/2/23) .....	33.3 (2-6)
	Cooper Robb (at Liberty, 3/2/23) .....	33.3 (2-6)

(Minimum 2 made three-point field goals)

### Free Throws

1.	Isaiah Cozart (vs. Jacksonville, 3/5/24) .....	6
2.	Devontae Blanton (at Kennesaw State, 3/1/22) .....	4
	Jomaru Brown (at Kennesaw State, 3/1/22) .....	4
4.	Devontae Blanton (at Liberty, 3/2/23) .....	3
5.	Devontae Blanton (vs. North Ala., 2/28/23) .....	2
	Isaiah Cozart (vs. North Ala., 2/28/23) .....	2
	Michael Moreno (vs. Jacksonville, 3/5/24) .....	2
8.	Michael Moreno (at Kennesaw State, 3/1/22) .....	1
	Curt Lewis (at Kennesaw State, 3/1/22) .....	1
	Isaiah Cozart (at Liberty, 3/2/23) .....	1
	Tayshawn Comer (vs. Jacksonville, 3/5/24) .....	1
	Collin Cooper (vs. Jacksonville, 3/5/24) .....	1

### Free Throws Attempted

1.	Isaiah Cozart (vs. Jacksonville, 3/5/24) .....	10
2.	Devontae Blanton (at Liberty, 3/2/23) .....	6
3.	Devontae Blanton (at Kennesaw State, 3/1/22) .....	5
4.	Jomaru Brown (at Kennesaw State, 3/1/22) .....	4
	Tayshawn Comer (vs. Jacksonville, 3/5/24) .....	4
6.	Michael Moreno (at Kennesaw State, 3/1/22) .....	2
	Curt Lewis (at Kennesaw State, 3/1/22) .....	2
	Devontae Blanton (vs. North Ala., 2/28/23) .....	2
	Isaiah Cozart (vs. North Ala., 2/28/23) .....	2
	Isaiah Cozart (at Liberty, 3/2/23) .....	2
	Michael Moreno (vs. Jacksonville, 3/5/24) .....	2

### Highest Free Throw Percentage

1.	Jomaru Brown (at Kennesaw St., 3/1/22) ..	100.0 (4-4)
2.	Devontae Blanton (at Kennesaw St., 3/1/22) ..	80.0 (4-5)
3.	Isaiah Cozart (vs. Jacksonville, 3/5/24) ....	60.0 (6-10)
4.		
5.		
6.		
7.		
8.		
9.		
10.		

(Minimum 4 made free throws)

### Offensive Rebounds

1.	Isaiah Cozart (vs. Jacksonville, 3/5/24) .....	9
2.	Michael Moreno (at Kennesaw State, 3/1/22) .....	4
	John Ukomadu (vs. North Ala., 2/28/23) .....	4
4.	Devontae Blanton (at Liberty, 3/2/23) .....	3
	John Ukomadu (vs. Jacksonville, 3/5/24) .....	3
6.	Devontae Blanton (at Kennesaw State, 3/1/22) .....	2
	Cooper Robb (at Kennesaw State, 3/1/22) .....	2
	Devontae Blanton (vs. North Ala., 2/28/23) .....	2
	Michael Moreno (vs. North Ala., 2/28/23) .....	2
	Cooper Robb (vs. North Ala., 2/28/23) .....	2
	Leland Walker (vs. North Ala., 2/28/23) .....	2
	Michael Moreno (vs. Jacksonville, 3/5/24) .....	2

### Defensive Rebounds

1.	Isaiah Cozart (vs. North Ala., 2/28/23) .....	7
2.	Devontae Blanton (at Kennesaw State, 3/1/22) .....	6
	Devontae Blanton (at Liberty, 3/2/23) .....	6
4.	Dardan Kapiti (vs. North Ala., 2/28/23) .....	5
	John Ukomadu (vs. North Ala., 2/28/23) .....	5
	Michael Moreno (at Liberty, 3/2/23) .....	5
	Isaiah Cozart (vs. Jacksonville, 3/5/24) .....	5
	Michael Moreno (vs. Jacksonville, 3/5/24) .....	5
9.	Michael Moreno (at Kennesaw State, 3/1/22) .....	4
	Devontae Blanton (vs. Jacksonville, 3/5/24) .....	4

### Total Rebounds

1.	Isaiah Cozart (vs. Jacksonville, 3/5/24) .....	14
2.	John Ukomadu (vs. North Ala., 2/28/23) .....	9
	Devontae Blanton (at Liberty, 3/2/23) .....	9
4.	Devontae Blanton (at Kennesaw State, 3/1/22) .....	8
	Michael Moreno (at Kennesaw State, 3/1/22) .....	8
	Isaiah Cozart (vs. North Ala., 2/28/23) .....	8
7.	Michael Moreno (vs. Jacksonville, 3/5/24) .....	7
8.	Dardan Kapiti (vs. North Ala., 2/28/23) .....	6
	Michael Moreno (at Liberty, 3/2/23) .....	6
	John Ukomadu (vs. Jacksonville, 3/5/24) .....	6

### Assists

1.	Leland Walker (vs. North Ala., 2/28/23) .....	7
2.	Cooper Robb (at Kennesaw State, 3/1/22) .....	5
3.	Cooper Robb (vs. North Ala., 2/28/23) .....	4
	Tayshawn Comer (at Liberty, 3/2/23) .....	4
5.	Devontae Blanton (vs. Jacksonville, 3/5/24) .....	3
	Leland Walker (vs. Jacksonville, 3/5/24) .....	3
7.	Michael Moreno (at Kennesaw State, 3/1/22) .....	2
	Curt Lewis (at Kennesaw State, 3/1/22) .....	2
	Jomaru Brown (at Kennesaw State, 3/1/22) .....	2
	Turner Buttry (vs. North Ala., 2/28/23) .....	2
	Devontae Blanton (at Liberty, 3/2/23) .....	2
	Tayshawn Comer (vs. Jacksonville, 3/5/24) .....	2

### Blocks

1.	Isaiah Cozart (vs. North Ala., 2/28/23) .....	6
2.	Dardan Kapiti (vs. North Ala., 2/28/23) .....	3
3.	Isaiah Cozart (vs. Jacksonville, 3/5/24) .....	3
4.	Michael Moreno (at Kennesaw State, 3/1/22) .....	2
5.	Devontae Blanton (at Kennesaw State, 3/1/22) .....	1
	Michael Wardy (at Kennesaw State, 3/1/22) .....	1
	Cooper Robb (vs. North Ala., 2/28/23) .....	1
	Leland Walker (vs. North Ala., 2/28/23) .....	1
	Isaiah Cozart (at Liberty, 3/2/23) .....	1
	DaShawn Jackson (at Liberty, 3/2/23) .....	1
	John Ukomadu (vs. Jacksonville, 3/5/24) .....	1

### Steals

1.	Michael Moreno (at Kennesaw State, 3/1/22) .....	2
	Devontae Blanton (vs. North Ala., 2/28/23) .....	2
	Tayshawn Comer (at Liberty, 3/2/23) .....	2
	Tayshawn Comer (vs. Jacksonville, 3/5/24) .....	2
5.	Cooper Robb (at Kennesaw State, 3/1/22) .....	1
	Jomaru Brown (at Kennesaw State, 3/1/22) .....	1
	Michael Moreno (vs. North Ala., 2/28/23) .....	1
	Tayshawn Comer (vs. North Ala., 2/28/23) .....	1
	Cooper Robb (vs. North Ala., 2/28/23) .....	1
	DaShawn Jackson (vs. North Ala., 2/28/23) .....	1
	Turner Buttry (vs. North Ala., 2/28/23) .....	1
	Michael Wardy (vs. North Ala., 2/28/23) .....	1
	Devontae Blanton (at Liberty, 3/2/23) .....	1
	Isaiah Cozart (vs. Jacksonville, 3/5/24) .....	1
	Leland Walker (vs. Jacksonville, 3/5/24) .....	1



## Entire Tournament

### Most Points Scored

1. Devontae Blanton (2 games, 2023) .....	38
2. Devontae Blanton (1 game, 2022) .....	23
3. Jomaru Brown (1 game, 2022) .....	22
Tayshawn Comer (2 games, 2023) .....	22
5. Isaiah Cozart (2 games, 2023) .....	19
6. Isaiah Cozart (1 game, 2024) .....	18
7. Devontae Blanton (1 game, 2024) .....	15
8. Leland Walker (2 games, 2023) .....	14
9. Cooper Robb (2 games, 2023) .....	13
Michael Moreno (2 games, 2023) .....	13

### Points Per Game

1. Devontae Blanton (1 game, 2022) .....	23.0
2. Jomaru Brown (1 game, 2022) .....	22.0
3. Devontae Blanton (2 games, 2023) .....	19.0
4. Isaiah Cozart (1 game, 2024) .....	18.0
5. Devontae Blanton (1 game, 2024) .....	15.0
6. Tayshawn Comer (2 games, 2023) .....	11.0
7. Leland Walker (1 game, 2024) .....	10.0
8. Isaiah Cozart (2 games, 2023) .....	9.5
9. Michael Moreno (1 game, 2022) .....	9.0
Russhard Cruickshank (1 game, 2022) .....	9.0

### Field Goals

1. Devontae Blanton (2 games, 2023) .....	15
2. Tayshawn Comer (2 games, 2023) .....	9
3. Devontae Blanton (1 game, 2022) .....	8
Jomaru Brown (1 game, 2022) .....	8
Isaiah Cozart (2 games, 2023) .....	8
6. Devontae Blanton (1 game, 2024) .....	7
7. Leland Walker (2 games, 2023) .....	6
John Ukomadu (2 games, 2023) .....	6
Isaiah Cozart (1 game, 2024) .....	6
9. Cooper Robb (2 games, 2023) .....	5
Michael Moreno (2 games, 2023) .....	5
Leland Walker (1 game, 2024) .....	5

### Field Goals Attempted

1. Devontae Blanton (2 games, 2023) .....	33
2. Devontae Blanton (1 game, 2022) .....	19
3. Tayshawn Comer (2 games, 2023) .....	18
4. Devontae Blanton (1 game, 2024) .....	16
5. Leland Walker (2 games, 2023) .....	15
6. Jomaru Brown (1 game, 2022) .....	14
7. Cooper Robb (2 games, 2023) .....	13
8. Michael Moreno (2 games, 2023) .....	12
Isaiah Cozart (1 game, 2024) .....	12
Leland Walker (1 game, 2024) .....	12

### Highest Field Goals Percentage

1. Devontae Blanton (2 games, 2023) .....	45.5
2. ....	
3. ....	
4. ....	
5. ....	
6. ....	
7. ....	
8. ....	
9. ....	
10. ....	

(Minimum 10 made field goals)

### Three-Point Field Goals

1. Tayshawn Comer (2 games, 2023) .....	4
2. Devontae Blanton (1 game, 2022) .....	3
Russhard Cruickshank (1 game, 2022) .....	3
Devontae Blanton (2 games, 2023) .....	3
Cooper Robb (2 games, 2023) .....	3
Michael Moreno (2 games, 2023) .....	3
7. Michael Moreno (1 game, 2022) .....	2
Jomaru Brown (1 game, 2022) .....	2
Leland Walker (2 games, 2023) .....	2
Collin Cooper (1 game, 2024) .....	2

### Three-Point Field Goals Attempted

1. Tayshawn Comer (2 games, 2023) .....	10
2. Cooper Robb (2 games, 2023) .....	9
Michael Moreno (2 games, 2023) .....	9
4. Devontae Blanton (2 games, 2023) .....	7
5. Michael Moreno (1 game, 2022) .....	6
Russhard Cruickshank (1 game, 2022) .....	6
7. Devontae Blanton (1 game, 2024) .....	5
8. Devontae Blanton (1 game, 2022) .....	4
Curt Lewis (1 game, 2022) .....	4
Cooper Robb (1 game, 2022) .....	4
Jomaru Brown (1 game, 2022) .....	4
Leland Walker (2 games, 2023) .....	4
Collin Cooper (1 game, 2024) .....	4

### Highest Three-Point FG Percentage

1. Devontae Blanton (1 game, 2022) ....	75.0 (3-4)
2. Russhard Cruickshank (1 game, 2022) ....	50.0 (3-6)
3. Devontae Blanton (2 games, 2023) ..	42.9 (3-7)
4. Tayshawn Comer (2 games, 2023) .	40.0 (4-10)
5. Cooper Robb (2 games, 2023) .....	33.3 (3-9)
Michael Moreno (2 games, 2023) .....	33.3 (3-9)
7. ....	
8. ....	
9. ....	
10. ....	

(Minimum 3 made three-point field goals)

### Free Throws

1. Isaiah Cozart (1 game, 2024) .....	6
2. Devontae Blanton (2 games, 2023) .....	5
3. Devontae Blanton (1 game, 2022) .....	4
Jomaru Brown (1 game, 2022) .....	4
5. Isaiah Cozart (2 games, 2023) .....	3
6. Michael Moreno (1 game, 2024) .....	2
7. Michael Moreno (1 game, 2022) .....	1
Curt Lewis (1 game, 2022) .....	1
9. ....	
10. ....	

### Free Throws Attempted

1. Isaiah Cozart (1 game, 2024) .....	10
2. Devontae Blanton (2 games, 2023) .....	8
3. Devontae Blanton (1 game, 2022) .....	5
4. Jomaru Brown (1 game, 2022) .....	4
Isaiah Cozart (2 games, 2023) .....	4
Tayshawn Comer (1 game, 2024) .....	4
7. Michael Moreno (1 game, 2022) .....	2
Curt Lewis (1 game, 2022) .....	2
Michael Moreno (1 game, 2024) .....	2

### Highest Free Throw Percentage

1. ....	
2. ....	
3. ....	
4. ....	
5. ....	
6. ....	
7. ....	
8. ....	
9. ....	
10. ....	

(Minimum 8 made free throws)

### Offensive Rebounds

1. Isaiah Cozart (1 game, 2024) .....	9
2. Devontae Blanton (2 games, 2023) .....	5
3. Michael Moreno (1 game, 2022) .....	4
John Ukomadu (2 games, 2023) .....	4
5. Michael Moreno (2 games, 2023) .....	3
John Ukomadu (1 game, 2024) .....	3

### Defensive Rebounds

1. Isaiah Cozart (2 games, 2023) .....	9
2. Devontae Blanton (2 games, 2023) .....	8
Michael Moreno (2 games, 2023) .....	8
Dardan Kapiti (2 games, 2023) .....	8
5. Devontae Blanton (1 game, 2022) .....	6
Tayshawn Comer (2 games, 2023) .....	6
John Ukomadu (2 games, 2023) .....	6
8. Leland Walker (2 games, 2023) .....	5
Isaiah Cozart (1 game, 2024) .....	5
Michael Moreno (1 game, 2024) .....	5

### Total Rebounds

1. Isaiah Cozart (1 game, 2024) .....	14
2. Devontae Blanton (2 games, 2023) .....	13
3. Isaiah Cozart (2 games, 2023) .....	11
Michael Moreno (2 games, 2023) .....	11
5. John Ukomadu (2 games, 2023) .....	10
6. Dardan Kapiti (2 games, 2023) .....	9
7. Devontae Blanton (1 game, 2022) .....	8
Michael Moreno (1 game, 2022) .....	8
9. Leland Walker (2 games, 2023) .....	7
Michael Moreno (1 game, 2024) .....	7

### Assists

1. Leland Walker (2 games, 2023) .....	7
2. Cooper Robb (1 game, 2022) .....	5
Tayshawn Comer (2 games, 2023) .....	5
Cooper Robb (2 games, 2023) .....	5
5. Devontae Blanton (2 games, 2023) .....	3
Devontae Blanton (1 game, 2024) .....	3
Leland Walker (1 game, 2024) .....	3
8. Michael Moreno (1 game, 2022) .....	2
Curt Lewis (1 game, 2022) .....	2
Jomaru Brown (1 game, 2022) .....	2
Turner Buttry (1 game, 2023) .....	2
DaShawn Jackson (2 games, 2023) .....	2
Tayshawn Comer (1 game, 2024) .....	1

### Blocks

1. Isaiah Cozart (2 games, 2023) .....	7
2. Dardan Kapiti (2 games, 2023) .....	3
Isaiah Cozart (1 game, 2024) .....	3
3. Michael Moreno (1 game, 2022) .....	2
4. Devontae Blanton (1 game, 2022) .....	1
Michael Wardy (1 game, 2022) .....	1
Leland Walker (2 games, 2023) .....	1
Cooper Robb (2 games, 2023) .....	1
DaShawn Jackson (2 games, 2023) .....	1
John Ukomadu (1 game, 2024) .....	1

### Steals

1. Devontae Blanton (2 games, 2023) .....	3
Tayshawn Comer (2 games, 2023) .....	3
3. Michael Moreno (1 game, 2022) .....	2
Tayshawn Comer (1 game, 2024) .....	2
5. Cooper Robb (1 game, 2022) .....	1
Jomaru Brown (1 game, 2022) .....	1
Cooper Robb (2 games, 2023) .....	1
Michael Moreno (2 games, 2023) .....	1
Turner Buttry (1 game, 2023) .....	1
DaShawn Jackson (2 games, 2023) .....	1
Michael Wardy (2 games, 2023) .....	1
Isaiah Cozart (1 game, 2024) .....	1
Leland Walker (1 game, 2024) .....	1

**ASUN Regular Season Champions**

2023-24

**ASUN All-Tournament Team**

Devontae Blanton

2023

**ASUN Coach of the Year**

A.W. Hamilton

2023-24

**ASUN Player of the Year**

Isaiah Cozart

2023-24

**ASUN Defensive Player of the Year**

Isaiah Cozart

2023-24

**ASUN First Team All-Conference**

Devontae Blanton  
Isaiah Cozart  
Leland Walker

2022-23  
2023-24  
2023-24

**ASUN Third Team All-Conference**

Devontae Blanton

2023-24

**ASUN All-Freshman Team**

Tayshawn Comer

2022-23

**ASUN All-Academic Team**

Cooper Robb  
Michael Moreno

2022-23  
2023-24

**ASUN Preseason Player of the Year**

Devontae Blanton

2023-24

**ASUN Preseason Defensive Player of the Year**

Isaiah Cozart

2023-24

**ASUN Preseason All-Conference**

Braxton Beverly  
Jomaru Brown  
Michael Moreno  
Devontae Blanton  
Isaiah Cozart

2021-22  
2021-22  
2022-23  
2023-24  
2023-24



**ASUN Player of the Week**

Devontae Blanton	Jan. 3, 2022
Michael Moreno	Jan. 16, 2023
Devontae Blanton	Feb. 6, 2023
Isaiah Cozart	Nov. 13, 2023
Isaiah Cozart	Jan. 8, 2024
Isaiah Cozart	Feb. 26, 2024

**ASUN Newcomer of the Week**

Jannson Williams	Nov. 29, 2021
Leland Walker	Dec. 12, 2022
Isaiah Cozart	Jan. 16, 2023

**ASUN Winners For Life Team**

Michael Moreno

2021-22






**OVC Player of the Year**

James Tillman 1978-79

Note: this award was first issued after the 1962-63 season



James "Turk" Tillman

**OVC Coach of the Year**

Jim Baechtold 1964-65  
 Guy Strong 1971-72  
 Ed Byhre 1978-79  
 Max Good 1986-87  
 A.W. Hamilton 2019-20

Note: this award was first issued after the 1961-62 season

**OVC Defensive Player of the Year**

Corey Walden 2013-14  
 Corey Walden 2014-15

Note: this award was first issued after the 2008-09 season

**OVC Freshman of the Year**

John Allen 1990-91  
 Matt Witt 2002-03  
 Adam Leonard 2006-07  
 Nick Mayo 2015-16

Note: this award was first issued after the 1990-91 season

**OVC Athlete of the Year**

James Tillman 1979

Note: this award is given annually in the spring to the league's top male student-athlete overall

**First Team All-OVC**


Paul Hicks 1948-49, 1949-50  
 Chuck Mrazovich 1948-49, 1949-50  
 Jim Baechtold 1950-51, 1951-52  
 Bill Bales 1952-53  
 Elmer Tolson 1952-53  
 Jack Adams 1953-54, 1954-55  
 Tom Holbrook 1953-54  
 Dick Culbertson 1954-55  
 Ronnie Pellegrinon 1954-55  
 Dale Moore 1957-58, 1958-59  
 Larry Wood 1957-58, 1958-59  
 Carl Cole 1959-60, 1960-61  
 Larry Parks 1961-62  
 Jim Werk 1961-62  
 Ron Pickett 1962-63  
 Eddie Bodkin 1963-64, 1964-65, 1965-66  
 Lee Lemos 1964-65  
 Bill Walton 1965-66  
 Bobby Washington 1966-67, 1967-68, 1968-69  
 Garfield Smith 1967-68  
 Willie Woods 1969-70  
 George Bryant 1970-71, 1971-72  
 Charles Mitchell 1971-72, 1972-73  
 Carl Brown 1973-74, 1975-76  
 Dave Bootcheck 1976-77  
 Lovell Joiner 1977-78  
 Kenny Elliott 1978-79  
 Bruce Jones 1978-79, 1979-80  
 James Tillman 1978-79, 1979-80  
 Tommy Baker 1980-81  
 Jeff McGill 1987-88  
 John Allen 1993-94  
 Arlando Johnson 1993-94  
 Michael Haney 2004-05  
 Jason McLeish 2005-06  
 Mike Rose 2007-08, 2008-09  
 Mike DiNunno 2012-13  
 Glenn Cosey 2013-14  
 Eric Stutz 2014-15  
 Corey Walden 2014-15  
 Nick Mayo 2015-16, 2016-17, 2017-18, 2018-19  
 Jomaru Brown 2019-20  
 Wendell Green Jr. 2020-21  
 Tre King 2020-21

Note: no all-conference players were selected in 1955-56

**OVC All-Newcomer Team**

Brad Divine 1992-93  
 Marlon Stewart 1993-94  
 Curtis Fincher 1994-95  
 Carlos Bess 1995-96  
 Daniel Sutton 1996-97  
 Mark Williams 1997-98  
 Whitney Robinson 1998-99  
 Adam Leonard 2006-07  
 Mike DiNunno 2011-12  
 Glenn Cosey 2012-13  
 Corey Walden 2012-13  
 Nick Mayo 2015-16  
 Jarelle Reischel 2015-16  
 Asante Gist 2016-17  
 Jomaru Brown 2018-19  
 Wendell Green Jr. 2020-21

Note: this award was first issued after the 1992-93 season, but was not issued between 1999-00 and 2004-05



Jack Adams is the only EKU player to have his number retired.

**Second Team All-OVC**

Larry Wood 1956-57  
 Jim Chambers 1982-83  
 Antonio Parris 1983-84, 1986-87  
 Kenny Wilson 1984-85  
 Lewis Spence 1985-86  
 Jeff McGill 1986-87  
 Aric Sinclair 1990-91  
 Mike Smith 1991-92  
 John Allen 1992-93  
 Arlando Johnson 1994-95  
 DeMarkus Doss 1995-96  
 Curtis Fincher 1995-96  
 Mark Williams 1997-98  
 Shawn Fields 2001-02, 2002-03  
 Jon Bentley 2003-04  
 Matt Witt 2003-04, 2005-06  
 Mike Rose 2006-07  
 Josh Taylor 2009-10  
 Jaron Jones 2011-12  
 Jarelle Reischel 2015-16  
 Javontae Hawkins 2015-16  
 Tre King 2019-20

Note: this award was first issued after the 1956-57 season, then annually after the 1980-81 season

**OVC All-Freshman Team**

Fred Emerson 1981-82  
 John DeCamillis 1982-83  
 Antonio Parris 1983-84  
 Bobby Collins 1984-85  
 Randolph Taylor 1985-86  
 Kirk Greathouse 1988-89  
 Mike Smith 1988-89  
 John Allen 1990-91


Note: this award was issued annually between the 1980-81 and 1991-92 seasons

## 100 Years of Basketball

The Eastern Kentucky University Department of Athletics unveiled its All-Century Men's Basketball Team in a special ceremony prior to the EKU-Morehead State game on Jan. 23, 2010. Eight of the 15 players selected to the prestigious team were able to attend the event.

The All-Century Men's Basketball Team was made up of the following positions: guards (six) and forwards/centers (nine). To earn consideration for the All-Century Team, players must have met at least one of the following criteria: first or second team All-OVC honors, enshrinement in the EKU Athletics Hall of Fame, or All-American honors. Colonel fans helped determine the All-Century Team by casting their votes on-line in December and early January at [www.EKUSports.com](http://www.EKUSports.com).

For more information on EKU's 100 Years of Men's Basketball, please visit <http://www.ekusports.com/100yearsmbb>.



### Guards

- George Bryant (1968-72) – #44
- Fred Lewis (1944-46) – #23
- Antonio Parris (1983-87) – #10
- Mike Rose (2005-09) – #20
- Bobby Washington (1966-69) – #44 (pictured top right)
- Matt Witt (2002-06) – #12

### Forwards/Center

- Jack Adams (1953-56) – Forward – #40
- John Allen (1990-94) – Forward – #30
- Jim Baechtold (1948-52) – Forward – #28
- Eddie Bodkin (1963-66) – Forward – #10
- Michael Haney (2001-05) – Forward – #35
- Chuck Mrazovich (1946-50) – Center – #31
- Garfield Smith (1965-68) – Center – #54
- Mike Smith (1988-92) – Center – #00 (pictured bottom right)
- James "Turk" Tillman (1978-80) – Forward – #5

### All-Century Team Coach

- Paul McBryer (1946-62) – Head Coach



Members of the EKU Men's Basketball All-Century team were honored on the court at halftime of the Morehead State game on Jan. 23, 2010.

## EKU Athletics Hall of Fame

On Dec. 14, 2005, Eastern Kentucky University announced the creation of an Athletics Hall of Fame. The Hall of Fame's mission is to commemorate and honor student-athletes, other individuals and teams whose accomplishments have contributed to the esteemed tradition of Colonel Athletics and whose character has reflected positively on the University.

The inaugural class of the EKU Athletics Hall of Fame, featuring 38 distinguished individuals, was inducted during an evening ceremony on Nov. 3, 2006, in the Keen Johnson Ballroom. Almost 300 people attended the induction ceremony. The honorees were also recognized prior to EKU's home football game against Murray State the following day.

The inaugural class was comprised of The Founders, a group of 25 who were previously honored at the 1974 Centennial Athletics Awards Banquet, and 13 members who were chosen by a selection committee.

The Department of Athletics accepts nominations for the Hall of Fame on a rolling basis. Nominations must be received by March 1 to be considered for that year's class.


This year's induction ceremony was held on Saturday, Sept. 28 with the inductees also honored at the home football game against Robert Morris.

Including the 2024 induction class, there are 34 men's basketball players/coaches, and one complete men's basketball team, enshrined in the EKU Athletics Hall of Fame – Jack Adams, John Allen, James Baechtold, Eddie Bodkin, David Bootcheck, George Bryant, Carl Cole, Bobby Collins, Fred Darling, Demarkus Doss, Hugh Gabbard, Michael Haney, Joe Harper, Jack Hisom, Arlando Johnson, Roy King, Fred Lewis, Nick Mayo, Paul McBrayer, Charles Mitchell, Charles Mrazovich, Antonio Parris, Ralph Richardson, Goebel Ritter, Charles Shuster, Garfield Smith, Mike Smith, Rupert Stephens, Guy Strong, Cliff Tinnell, Corey Walden, Bobby Washington, Matt Witt and Larry Wood. The 1971-72 Colonels were inducted as a team.


Please visit [www.EKUSports.com](http://www.EKUSports.com) for more details or a nomination form.

## 2024 Hall of Fame Induction Class

Ole Hesselbjerg (track/cross country, 2011-15)  
 Danny Hope (football, 1976-91, 2003-07, 2019, 2020-present)  
 Jacob Korir (track/cross country, 2004-08)  
 Sofie Levin (women's golf, 2013-17)  
 Nick Mayo (men's basketball, 2015-19)  
 Greg Stotelmyer (broadcaster, 1979-present)  
 Corey Walden (men's basketball, 2012-15)  
 1973 Volleyball Team



*Jim Baechtold*



*Antonio Parris*

**A a**

Abner, Dahomey	1994-95
Abney, Robert	1937-40
Acuff, Darius	1998-99
Adams,	1928-29
Adams, Ben	1929-33
Adams, C.	1930-31
Adams, Charles	1942-43
Adams, Derek	2005-06
Adams, Gurney	1930-32
Adams, Jack	1952-56
Adams, Marlon	2016-17
Addie, Eric	1997-98
Alexander, Russel	1924-25
Allen, James	1934-35
Allen, Jax	2023-24
Allen, John	1990-94
Allen, Mike	1965-66
Allgood, Jeff	2010-12
Allison, Damon	1998-99
Allison, Roy	1952-54
Amburgy, Mabel	1921-22
Anderson, Lachlan	2016-20
Anderson, Shawnie	1984-86
Argabright, Dan	1969-73
Argabright, Tim	1966-71
Argentine, Jim	1945-46
Arnold, Clennantt	1965-70
Arrington, Tyrone	1990-91
Ashmore, Ben	1933-35
Atkins, Ralph	1962-63
Avare, Dillon	2016-18

**B b**


Babb-Harrison, Jaylen	2012-17
Baechtold, Jim	1948-52
Bailey, Leon	1966-68
Baines, Frank	1981-85
Baker Charles	1986-88
Baker, Brandon	1988-92
Baker, Tommy	1979-81
Bales, Bill	1948-53
Balions, Joe	1941-43
Ballou, Tiffin	1989-90
Balogun, Tariq	2019-22
Barbour, Dennis	1972-74
Barnett, Tim	1993-94
Barnett, William	1946-47
Baxter, Bill	1953-55
Becker, Gerald	1941-42
Becker, Gerald	1945-48
Becker, Lawrence	1941-42
Bell, Mike	1976-77
Bell, Toi	1990-92
Belle, Julius	1995-97
Bennett, Iran	2021-22
Bentley, Jon	2000-04
Bergmann, Paul	1955-56
Bess, Carlos	1995-97
Beverly, Braxton	2021-22
Bingham, Jim	1950-53
Bisbey, Jerry	1962-66
Blackford, Larry	1973-75
Blair, David	1955-56

Blakeney, Larry 1988-90


<b>Blanton, Devontae</b>	<b>2020-pres.</b>
Bleidt, John	1965-67
Blevins, John	1936-37
Blocker, Carvin	1978-79
Bluford, K.J.	2014-16
Bodkin, Eddie	1963-66
Boone, Harold	1965-66
Bootcheck, Dave	1976-80
Borgman, Brad	1999-00
Bowles, Joe	1955-58
Boyd, Detric	2017-18
Bradley, Dennis	1961-65
Bradley, Terry	1979-81
Pedro Bradshaw	2018-19
Brandenburg, Carter	1957-62
Broadus,	1909-10
Brock, J.D.	1953-57
Brock, Michael	2003-07
Brooks, Jack	1954-55
Brooks, Kyle	1976-77
Brooks, Robert	1970-74
Broughton, Peyton	2017-21
Brown, Adrian	1990-93
Brown, Carl	1972-76
Brown, Chris	1989-93
Brown, Harrison	2005-07
Brown, Howard	1973-76
Brown, James	1934-35
Brown, Jomaru	2018-22
Brunker, Charlie	1968-72
Bryant, George	1968-72
Bryant, Harry	1936-38
Bryant, Paul	1965-69
Buchaus, Roy	1940-41
Budzinski, Mike	1981-85
Burney, Monte	2013-14
Burton, Billy	1968-72
Butler, Eric	1991-92
Butler, Virgil	1954-58
<b>Buttry, Turner</b>	<b>2022-pres.</b>
Byrd,	1921-22
Byrnes, Thomas	1940-41

**C c**

Calder, Bruce	1939-40
Caldwell, Ezra	1934-37
Caldwell, James	1934-35
Camacho, Jorge	2008-09
Campbell,	1930-31
Campbell, John	1939-43
Campbell, Joseph	1939-40
Carmical, Cameron	2017-21
Carmicle, Ronald	1967-68
Carnes, Shane	1997-98
Carpenter, Jared	1995-98
Carr, John	1963-66
Carroll, Jerry	1945-46
Carswell, Chris	2000-02
Carter,	1909-10
Caywood, J.A.	1909-10
Cecil, Aaron	1994-98
Chambers, Jim	1981-83
Charles, Zach	2016-18



Carlos Bess (1995-97)





Bobby Collins (1984-88)

Chitty, Parker	2016-17
Cinnamon, Jimmy	1945-46
Clark, Mark	1921-22
Clark, Richard	1962-67
Clark, Todd	1995-96
Clay, Tony	1992-94
Clemmons, Doug	1963-67
Clifford, Ernest	1940-41
Clifton, Wilburn	1926-29
Clouse, Shirley	1924-27
Cobb, Harry	1928-29
Cole, Carl	1957-61
Coleman, Bobby	1946-49
Coleman, Fielding	1966-67
Coleman, Toke	1966-70
Collins, Bobby	1984-88
Collins, Paul	1951-55
Collins, Richman	1933-34
Combs,	1928-29
Combs, Beck	1922-29
Comer, Tayshawn	2022-24
Conner, Anthony	1979-81
Cooper, Brian	1965-66
Cooper, Collin	2023-24
Cooper, Mason	2017-20
Cornett,	1934-35
Cornett, Willie	1928-31
Cosey, Glenn	2012-14
Cox, Bill	1965-66
Cox, Buddy	1979-80
Cox, Hubert	1935-36
Cozart, Harvey	1991-93
Cozart, Isaiah	2022-24
Crittendon, Dwayne	1992-93
Crotty, Tom	1966-67
Crowe, James	1940-41
Cruickshank, Russhard	2019-22
Crutcher, C.	1921-22
Cruz, Willie	2009-13
Culbertson, Dick	1951-56

Curtis, Junior 1986-88

**D d**

Dameron, William	1940-41
Daniel, Josh	2006-11
Daniels, Scott	1981-85
Darling, Fred	1938-40
Darling, Ralph	1938-39
Davidson, Junior	1937-38
Davie, Nelson	1985-89
Davis,	1928-29
Davis, Bob	1964-65
Davis, Darryl	1974-77
Davis, Jackson	2016-18
Davis, Joe	1964-66
Davis, Ken	1949-56
Davis, Leroy	1935-36
Davis, Mike	1988-90
Day, Clayton	1937-38
Day, Paul	1968-69
Day, Ron	1970-71
de Jong, Ruud	2010-11
Deaton,	1927-29
DeCamillis, John	1982-86
DeForest,	1960-62
DeMoisey, Fox	1938-40
DeMoisey, Paul	1934-37
Denny,	1923-24
DeVenzio, Bill	1945-46
DeWalt, Terrez	2003-04
Diakhate, Mamadou	2003-04
Dialls, Darnell	2004-08
Dillman, Ryan	2006-07
DiNunno, Mike	2010-13
Dishman, DeAndre	2016-18
Disponnett, Bob	1951-53
Divine, Brad	1992-94
Dix, Kenyatta	2001-03
Dixon, Dave	1981-84
Dixon, Emil	1935-36
Dorna, Charles	1939-43

Dorna, Jack	1942-43	Gabbard, Stephen	2004-05	Harrod, Evan	1949-50	Hunter, Deveyon	2007-09
Dorna, William	1940-41	Gainey, Kevin	1979-80	Hawkins, Javontae	2014-16	Hurst, Marshall	1922-26
Doss, DeMarkus	1992-96	Gains, Bill	1972-74	Hayden, William	1968-69	Huysman, Keith	1970-71
Douds, Harold	1925-27	Gardner, Harold	1969-70	Head,	1924-25	<b>I</b>	
Douglas, Dwight	1970-71	Gardner, Ray	1957-62	Heady, Robert	1960-61	Ingles, Zach	2004-05
Douglas, Herman	1934-36	Garnett, Chris	1999-00	Heischmen, John	1965-66	Ingram, Charles	1963-64
Douglas, Jamaal	2005-08	Garrett,	1928-29	Helton, James	1937-39	Inskeep, Travis	1995-97
Dowell, Clifton	1930-33	Gary, Will	2013-14	Henderson, Brent	1967-68	Insko, Bill	1928-30
Dudley, Steele	1951-52	Gaston, Richard	2000-01	Henn, Ron	1964-65	Irwin, Jim	1967-68
Dunagan, Daryl	1968-72	Gentry, Lonnie	1925-29	Hennessey, James	1937-39	<b>J</b>	
Duncan, Leon	1947-48	Geyer, Roger	1948-53	Hensley, Omer	1924-30	Jackson, DaShawn	2021-24
Dupree, Jimmy	1947-49	Gilbert, Clarence	1940-41	Hickey, Pat	1952-53	Jackson, Jennings	1929-31
Dwane, Bill	1974-77	Gilkey, Antonio	2007-10	Hicks, Darius	2018-20	Jackson, Paul	2014-16
<b>E e</b>		Gist, Asante	2016-17	Hicks, Paul	1946-50	Jancko, Bob	1972-73
Eagle, Carl	1947-51	Givens, Donald	1962-63	Higgins,	1921-22	Jenkins, Dale	1978-81
Edwards, James	1967-68	Godbey, Jerry	1965-69	Higgins,	1924-25	Jenkins, Dave	1977-80
Eisnaugle, Ray	1945-46	Goodin, Jerry	1986-89	Hill, Phil	1983-85	Jenkins, Joe	1935-36
Elam, Robert	1988-89	Gott, James	1937-40	Hill, Trevor	2016-17	Jerry, Lavoris	1999-01
Elias,	1941-42	Gover, Roy	1933-34	Hill, Walter	1935-36	Johnson, Arlando	1991-95
Elliott, Kenny	1975-79	Granowicz, Don	1962-66	Hinkle, Woodrow	1934-37	Johnson, Dominique	2007-08
Ellis, Cordaro	2008-10	Greathouse, Kirk	1988-92	Hird, Alonzo	2004-06	Johnson, Fred	1963-66
Ellis, Dayvon	2008-10	Green,	1930-31	Hoard, Ben	1930-32	Johnson, Fred	1963-66
Elza, Charles	1967-71	Green Jr., Wendell	2020-21	Hobbs, JacQuess	2017-21	Johnson, Jeff	2010-14
Emerson, Fred	1981-83	Greene, Billy	1939-40	Hobson, Larry	1963-66	Johnson, Kevin	1996-97
English, Rex	1957-61	Greenfield, Carl	1968-71	Holbrook, Gary	1966-69	Johnson, Ralph	1969-71
Estep, Phil	1957-61	Griffin, Ronnie	1998-99	Holbrook, Jerry	1965-66	Johnson, Tarius	2012-14
Evans, David	1997-98	Grimme, Harry	1946-47	Holbrook, Tom	1951-54	Joiner, Lovell	1977-79
Evans, Vernon	1986-90	Gripshouer, John	1960-61	Holmes, William	1992-94	Jones, Bruce	1977-81
<b>F f</b>		Guess, Carey	1963-64	Holsinger, Shane	2002-03	Jones, Byron	1989-90
Fannin, Roy	1960-63	<b>H h</b>		<b>Holt, Jackson</b>	<b>2022-pres.</b>	Jones, Chris	1994-95
Farler, Matt	2007-08	Haas, Francis	1940-42	Hood, Jonathan	2014-16	Jones, Earle	1924-26
Farley, Curt	1964-65	Hacker, Jerry	1935-36	Hord, Ben	1930-32	Jones, Eddie	1967-68
Faye, Cheikh	2020-21	Hahn, David	1992-93	Hoskin, Sam	1998-00	Jones, Jaron	2010-12
Feedback, Orville	1930-32	Hahn, David	1992-93	Howard,	1925-26	Jones, Jerry	1963-67
Feher, Clinton	1902-03	Hale, Alva	1946-47	Howard,	1930-31	Jones, Joshua	2008-12
Fehler, Rich	1963-64	Hale, Beecher	1968-69	Howard, Jeff	1973-75	Jones, Michael	2001-02
Feldhaus, Allen	1981-85	Hale, Herman	1928-32	Howard, Tyrone	1984-87	Jones, Ted	1974-75
Ferguson, Roscoe	1909-10	Hale, Lawrence	1928-32	Hudnall, Lloyd	1940-47	Jones, Tyrone	1974-78
Ferrell, D.T.	1939-40	Hale, Little	1932-35	Huggman, Ed	1955-56	Jordan, Dan	1966-68
Fey, Julius	1961-63	Hale, Zelda	1928-32	Hughes, Darryl	1985-90		
Fields, Shawn	2000-03	Hall,	1921-22	Hull, Warren	1961-62		
Filipek, Taylor	2010-12	Hall, David	1960-61	Humphrey, Kirkland	2015-19		
Fincher, Curtis	1994-96	Hall, Francis	1939-40	Humston, Eddie	1947-48		
Fitzgerald, Chris	1995-99	Halton, Bob	1936-37	Hunt,	1926-27		
Flanagan, Frank	1938-39	Hamilton, Orville	1960-63				
Flannery,	1930-31	Hamm,	1909-10				
Florence, Bill	1952-57	Hampton, Dewey	1923-24				
Floyd, Jim	1951-55	Hampton, Kelly	1922-25				
Flynn, Dock	1949-50	Hampton, Marshless	1922-24				
Fore, Gerald	1960-61	Hamrick,	1909-10				
Fraley, Harold	1951-56	Haney, Danny	1976-79				
Francis, George	1952-54	Haney, Michael	2001-05				
Franks, Bob	1955-56	Haney, Paul	1952-53				
Freeman, Delmas	1941-42	Hanson,	1930-31				
Fritts, Ray	1936-38	Hanson, Art	1983-84				
Fritz, Delbert	1949-50	Hardwick, Johnny	2001-02				
Fryman, Virgil	1928-30	Hare, Ed	1966-68				
Fryz, Joe	1946-50	Haremski, Mike	1970-71				
Fugate, Denny	1975-78	Harkins, Jim	1979-82				
Fulkerson, Herman	1935-37	Harlow,	1930-31				
Fulton, Elmer	1937-38	Harmon, Virgil	1924-25				
<b>G g</b>		Harper, Joe	1947-51				
Gabbard, Hugh	1955-57	Harris, Terrence	1994-95				
		Harrison, Herb	2013-14				

Alonzo Hird (2004-06)

Fred Lewis (1945-46)

**K k**

Kalb, John	1936-37
Kalb, Vernon	1939-40
Kammer, Jim	1985-86
Kapiti, Dardan	2022-23
Kauanaugh,	1909-10
Kearns, Herman	1954-55
Kearns, Shirley	1949-53
Kenney, Walter	1949-50
Kepler, Karl	1949-50
Kessely, Anicet	1993-94
Kiener, Robert	1940-41
Kinder, Mike	1990-94
King, Greg	2015-16
King, Houston	2018-20
King, James	1963-65
King, Lester	1934-39
King, Roy	1934-38
King, Tre	2018-21
Kirkland, Kelly	1934-35
Kiser, Jim	1954-58
Klopser, Mike	1968-69
Knapper, Brandon	2020-21
Knipp, Timmy	2011-15
Kok, Kevin	1970-74
Kopystynsky, Mitchell	1975-76
Kordenbrock, Afton	1948-51
Kotula, Bernie	1954-59
Kress, Jim	1963-64
Kupchak, John	1963-64
Kurnik, Walter	1939-40

**L l**

Langlois, Philippe	1999-00
Lea,	1928-30
Lea, Davis	1929-31
Lee, Norman	1934-35
Lehman, Larry	1940-42
Lemos, Lee	1963-65
Leonard, Adam	2006-08
Lewis, Curt	2019-22

Lewis, Fred	1945-46
Lewis, George	1937-38
Lewis, Marcus	2012-14
Lewis, Mike	2008-10
Limb, Lonnie	1937-38
List, Mike	1977-79
Long, Bubba	2004-06
Lovington, Larry	1952-53
Lovins, Tom	1967-68
Lovitt, Doyle	1945-46
Lucas, Larry	1961-62
Luman, Woody	1937-39
Lynch, Boyd	1966-70
Lyttle, Joe	1980-81

**M m**

Madden, Gillis	1930-32
Maggard, Ivan	1941-43
Maggard, Kevin	1992-94
Maines, George	1945-46
Mainhard,	1924-25
Mainous, Clayton	1921-25
Manley,	1926-27
Manning, Terry	1984-86
Marshall, Charles	1968-69
Marshall, Glen	1963-64
Martin, Anthony	1980-81
Martin, Brunelle	1924-26
Martin, Garnard	1953-54
Martin, Jennings	1955-57
Martin, Taelon	2022-23
Mascoll, Julian	2003-07
Matthews, Tommy	2012-16
Mattox, Darick	1998-00
Maye, Eric	1991-93
Mayo, Nick	2015-19
McAfee, Phil	1970-71
McDaniel, T.C.	1930-34
McDonald, Devin	2010-11
McGill, Jeff	1985-88
McGlone, Isaac	2013-17

McLaughlin, Mike	1962-64
McLeish, Jason	2004-06
McMillian, William	1936-37
McPherson, Damian	2002-04
McWorter, Virgil	1936-40
Meeker, Paul	1965-66
Meeks, Michael	1991-92
Meltan, William	1928-32
Merchant, Vic	1977-79
Mestdagh, Robin	2006-10
Miller, Sherrill	1957-58
Million, Charles	1964-65
Mills, Jennings	1924-25
Minter, Isaiah	2019-22
Minter, Silas	1929-30
Mitchell, Bruce	1981-83
Mitchell, Charles	1969-73
Mitchell, Jim	1953-56
Moberly, Harold	1947-51
Moore, Bobby	1950-51
Moore, Brandon	2003-05
Moore, Dale	1955-59
Moore, Donnie	1978-80
Moore, Lovie	1996-97
Morales, John	1989-90
Moreno, Michael	2019-24
Morris, Don	1973-75
Morris, James	1948-49
Morris, Kay	1960-64
Morris, Lawrence	1946-49
Morris, Wayne	1961-62
Morris, Will	1998-00
Mortif,	1909-10
Mrazovich, Chuck	1946-50
Mrazovich, Vince	1969-71
Mueller, Russell	1960-63
Muff, Deverin	2010-15
Mulcahy, Bob	1950-54
Munnell, Ralph	1937-38
Music, William	1934-36
Myers, Dudley	1964-65

Myles, Ibrahim	1997-99
----------------	---------

**Myrick, Montavious 2023-pres**

**N n**


Neikirk, Lyle	1934-36
Nelson, Herschel	1936-37
Newby, Jabs	2010-12
Newell, Bobby	1970-72
Newsom, G.W.	1973-74
Newton, Austin	2001-05
Nicholson, Jack	1940-42
Nickell, William	1946-47
Noland, Thomas	1936-37
Nolli, Woodrow	1936-37
Norl, Daniel	2014-15
Norman, George	1941-42
Norris, Charles	1940-42

**O o**


O'Bryant, Darrin	1987-89
O'Brien, Jim	1976-77
Oakley, Jordan	2018-19
Oldham, Herman	1945-46
Oliver, Mike	1973-78
Onanina, David	2022-24
Oppong, Papa	2008-10
Osborne, Homer	1938-42
Osborne, James	1928-29
Osborne, John	1928-29
Overall, James	1967-68
Owens, Bill	1975-76
Oyer, Mike	1974-76

**P p**


Palmer, Craig	1969-70
Park, James	1909-10
Parks, Larry	1959-62
Parks, Spanky	2000-02
Parris, Antonio	1983-87
Parrott, John	1949-50
Parsons, Ralph	1948-49
Parsons, Ryan	2010-14
Patterson, Mike	1964-65
Parke, Daniel	2014-17
Paul, Gary	1965-69
Paulus, Carl	1957-58
Pearson, Mario	1985-87
Peck, Ron	1987-90
Pelfrey, Wade	2021-22
Pellegrino, Ron	1952-56
Penny, Jesse	1967-68
Perkins, James	1967-68
Perkins, Joel	1969-70
Perrin, Spencer	2009-11
<b>Perry, Bryson 2022-pres.</b>	
Perry, Charles	1937-41
Pfahl, Wynn	1962-63
Phillips, Ben	1986-88
Pickett, Ronald	1960-63
Pieh,	1926-27
Pike, Jim	1955-58
Powell, Gary	1985-86
Powell, James	1940-41
Powell, Ja'Mill	2014-16
Power, Louis	1940-41



Antonio Parris (1983-87)



Jamie Ross (1989-92)



Garfield Smith (1964-68)

Prats, Joe	1964-68
Pratt, Anthony	2015-16
Priestley, Sallie	1909-10
Primm, John	1983-85
Proffitt, Homer	1955-57

### Q q


Qualls, Denver	1929-31
Quay, Tom	1955-56

### R r

Rader, Rex	1966-67
Rankin, Otwell	1934-48
Rasnick, Norvin	1939-40
Rasor, Bruce	1963-64
Ratliff, Jim	1971-73
Ratliff, John	1954-57
Redmond, Larry	1954-55, 58-61
Redwine, Earl	1949-51
Reeves-Young, Jordan	2019-22
Reid, Walter	1946-50
Reischel, Jarelle	2015-16
Reuben, Derek	1989-91
Rice, John	1935-36
Richards, Dick	1928-29
Richardson, Denzel	2014-15
Richardson, Ralph	1959-61
Riddle, Bill	1949-50
Rieser, Billy	1981-83
Riggins, Dave	1964-65
Riggs, D'Mitri	2011-12
Riley, Ken	1990-91
Riley, Richie	2001-02
Risen, Arnold	1942-43
Ritter, Goebel	1944-48
Ritter, Paul	1946-47
Robb, Cooper	2020-23
Robbins, Homer	1933-34
Roberts, Gail	1940-41
Roberts, Russell	1946-50
Robinson, Kelvin	2018-19
Robinson, Steve	1979-80
Robinson, Whitney	1998-00
Rodgers, Jack	1945-46
Rodgers, Jimmy	1981-82
Rodgers, Mike	1968-69
Rogers, Sherard	2002-03
Rose, Chester	1966-70
Rose, Frank	1933-34
Rose, Mike	2005-09
Ross, Jamie	1989-92
Routt, David	1972-75
Rushing, Ben	2001-05

### S s

Sadler, Richard	2001-02
Salisbury, Jody	1991-93
Salyers, Bob	1928-29
Sammons, John	1967-68
Santos, Dexter	1983-84
Scearce, J.B.	1934-36
Schepman, Greg	1973-77
Scott, Joe	1937-38
Scott, Mike	2002-04



Bobby Washington (1965-69)

Scott, Thomas	1933-37
Scudden, Wayne	1969-70
Sears, Paul	1954-56
Segar, Jimmy	1972-76
Selden, George	1999-00
Settle, Ray	1934-36
Sharon, L.E.	1909-10
Shelter, Vernon	1937-40
Shemelya, Ed	1946-50
Shirer, J.T.	1994-96
Shoock, Vincent	1949-50
Short, Mike	1951-52
Shrewsbury, Richard	1948-49
Shuster, Charles	1939-42
Simmons, Ron	1974-75
Simons, Matt	1996-97
Sims, Clinton	2000-02
Sinclair, Aric	1989-91
Singleton, Billy	1935-36
Siphers, Joe Bill	1939-41
Sivori, Patrick	1996-97
Slaughter, Charles	2002-04
Smith, Bert	1939-41
Smith, DaJuan	1988-90
Smith, Dwayne	1980-81
Smith, Garfield	1964-68
Smith, Herman	1960-64
Smith, John	1986-87
Smith, Maurice	1983-84
Smith, Mike	1987-92
Smith, Mike	1966-71
Smith, Roger	1951-52
Smith, Ron	1971-74
Smith, Winfred	1962-63
Sorrel, Charles	1938-39
Spence, Lewis	1984-88
Spicer, Charles	1947-48
Springate, Bruce	1957-60
Spurlock, Hugh	1929-30
Stanford, Stan	1949-53
Stansel, Rick	1970-74



Chuck Worthington (1970-72)

Stenzel, Robbie	2011-15
Stephen, Curtis	1986-88
Stephens, Rupert	1959-63
Stepp, Ervin	1980-83
Stepp, Jimmy	1981-83
Stevens, Alex	1948-52
Stevens, B.M.	1909-10
Stevens, Randy	1945-46
Stevenson, Dean	1921-22
Stewart, Dean	1962-63
Stewart, Marlon	1993-95
Stivers, Clayton	1953-57
Stommes, Justin	2007-11
Stone, Talton	1922-26
Storm, Jim	1968-69
Storm, Phil	1969-71
Strong, Guy	1954-55
Stukes, Warren	1994-99
Stutz, Eric	2011-15
Sucher, Mike	1968-69
Surlock, H.L.	1931-32
Sutton, Daniel	1996-98
Swearingen, Charles	1940-41
Swearington, Earl	1924-25
Swindler, Earl	1937-38

### T t

Tate, Kenneth	1957-58
Taylor, Josh	2006-10
Taylor, Phillip	2000-01
Taylor, Randolph	1985-90
Taylor, Ty	2019-20
Tepavich, Nick	1953-54
Terrell, Dennis	1967-68
Thomas, Charles	1998-99
Thomas, Marty	1994-98
Thomas, Pierce	2023-24
Thomas, Ricardo	1999-00
Thompson, James	1947-48
Thornton, David	1982-83
Thurman, Wyatt	1937-41

Tierney, Dave	1976-80
Tierney, Paul	1933-34
Tillman, James	1969-70
Tillman, James	1978-80
Tinnell, Cliff	1938-43

### Todd, Robby 2023-pres

Tolan, Bob	1962-65
Tolliver, Jimmy	1952-53
Tolson, Elmer	1948-52
Triplett, Henry	1924-29
Trunnell, Larry	1966-68
Tschudi, Craig	1963-64
Turner, Craig	1971-75
Tussey, Ora	1937-41
Tuttle, William	1925-26
Tychonievich, William	1938-39
Tyree, Chester	1934-35
Tyson, Wyki	1993-95

### U u

Ukomadu, John	2022-24
Unsel, Robert	1967-68
Upchurch, Jack	1957-61
Upchurch, Wade	1969-73

### V v

Vance, Jim	1938-39
Vencill, Ray	1955-59
Vest, Jimmy	1930-31
Vickers, David	1965-66
Vickers, Robert	1961-62
Villers, Chase	2018-19
Volpenhein, Tim	2000-04
Voshell, Les	1935-37

### W w

Wagers, Charles	1936-37
Walden, Corey	2012-15
Walker, Jamal	2001-02
Walker, Leland	2022-24
Walton, Bill	1962-66
Wardy, Michael	2021-23
Warren, Ben	2002-03
Washington, Bobby	1965-69
Watkins, Bob	1972-75
Watson, Thomas	1962-63
Way, Rusty	1970-71
Weaver, Dujuanta	2015-19
Webb, Rod	1967-68
Wentworth, Charley	1949-50
Werk, James	1960-63
West, Henry	1962-63
West, Odie	1942-43
Westerfield, Carl	1962-66
Whitaker, Bobby	1945-46
White, John	1999-01
White, Nelson	1955-57
White, Nelson	1959-61
Whitmer, George	1964-66
Wiegele, Bob	1970-72
Wier, Keanan	1998-00
Wiersma, Ryan	2004-09
Wierwille, Roland	1958-61
Wilder, Derrick	1997-98
Williams, Bobby	1945-46
Williams, Chris	1977-79

Williams, Darcel	1999-00
Williams, Dave	1964-65
Williams, Jannson	2021-22
Williams, Mark	1997-98
Williams, Orlando	2012-14
Wilson, Frank	1945-46
Wilson, Kenny	1981-85
Wilson, Mike	1968-69
Witt, Matt	2002-06
Woeste, Cletus	1965-66
Wolf, Jeff	1976-78
Wood, Larry	1955-59
Woods, Justin	2006-07
Woods, Rodd	1994-96
Woods, Willie	1966-70
Woolum, Roy	1954-58
Word, Carrol	1922-26
Worthington, Bob	1939-41
Worthington, Chuck	1970-72
Wright, Carl	1954-57

#### Y y

Yeager, Bill	1952-53
Yeager, Carl	1935-38
Yeager, Carl	1948-49
York, Tony	1973-75
Young, Darryl	1974-77
Young, Earnest	1933-35
Young, Noble	1962-63
Young, Ron	1968-70
Youngman, A.J.	2017-18

#### Editor's Note

The following list was compiled from various sources before the start of the 2006-07 season. Although all cautions were taken to avoid errors, we do realize that names were most likely omitted due to the immensity of the task. If you have additions, or find errors in the list, please contact the Athletics Communications office.



# Healthcare that scores for the people of Kentucky

We've been teaming up with communities across the Bluegrass State for **more than 80 years**. All to keep families and businesses **healthy and thriving** — on and off the court.

It's why we're proud sponsors of **Eastern Kentucky University**.

[anthem.com](https://www.anthem.com)



**Paul McBrayer**

**214-142 (.601) 1946-62**


McBrayer, who coached at ECU from 1946-62, is the winningest coach in Eastern history. For his achievements in college athletics, he was inducted into the Kentucky Athletic Hall of Fame in 1987 and more recently, into the inaugural class of the ECU Athletics Hall of Fame in 2006.

A native of Anderson County, Ky., and 1930 All-American guard at the University of Kentucky, the veteran cage coach guided the Maroons from the "small college" status to a nationally-recognized basketball power.

McBrayer immediately produced at ECU as he guided Eastern to 11 consecutive victories to begin the 1946-47 season. That team went on to finish 21-4. Two years later, Eastern Kentucky climbed to 24th in the national polls before the 1949-50 squad missed by a mere half point of finishing in the nation's top 10 as it compiled a 16-6 record.

During his 15.5 seasons at Eastern, McBrayer-coached teams won three Ohio Valley Conference regular season titles and made two trips to the NCAA Tournament, losing games to Notre Dame and Louisville.

The arena inside Alumni Coliseum was formally dedicated "Paul S. McBrayer Arena" on Jan. 14, 1989.



Paul McBrayer

**Career Coaching Records**

Coach	Years	#	W	L	Pct.
Clyde H. Wilson	1909-12	3	10	11	.476
Charles A. Keith	1912-13	1	9	3	.750
Ben M. Barnard	1913-17	4	14	10	.583
Charles F. Miller and Clyde McCoy	1919-20	1	3	4	.428
George Hembree	1920-29	9	49	88	.358
Charles T. Hughes	1929-35	6	68	40	.630
Rome Rankin	1935-46	10	135	53	.718
Paul McBrayer	1946-62	15.5	214	142	.601
James E. Baechtold	1962-67	5.5	70	57	.551
Guy Strong	1967-73	6	78	65	.545
Bob Mulcahy	1973-76	3	25	48	.342
Ed Byhre	1976-81	5	69	63	.523
Max Good	1981-89	8	96	129	.427
Mike Pollio	1989-92	3	51	41	.554
Mike Calhoun	1992-97	5	58	77	.430
Scott Perry	1997-00	3	19	61	.238
Travis Ford	2000-05	5	61	80	.432
Jeff Neubauer	2005-15	10	188	134	.584
Dan McHale	2015-18	3	38	55	.409
A.W. Hamilton	2018-pres.	6	104	88	.542
<b>Totals</b>			<b>1359</b>	<b>1249</b>	<b>.521</b>

**Most Wins in a Season**


- 2012-13 – Jeff Neubauer**  
25 wins, 10 losses .714 winning pct.
- 2013-14 – Jeff Neubauer**  
24 wins, 10 losses .706 winning pct.
- 2022-23 – A.W. Hamilton**  
23 wins, 14 losses .622 winning pct
- 2004-05 – Travis Ford**  
22 wins, 9 losses .710 winning pct
- 2020-21 – A.W. Hamilton**  
22 wins, 7 losses .759 winning pct
- 1945-46 – Rome Rankin**  
21 wins, 3 losses .875 winning pct.
- 1946-47 – Paul McBrayer**  
21 wins, 4 losses .840 winning pct.
- 1978-79 – Ed Byhre**  
21 wins, 8 losses .724 winning pct.
- 2006-07 – Jeff Neubauer**  
21 wins, 12 losses .636 winning pct.



James Baechtold



Travis Ford led the Colonels to what was at the time a program-record 22 wins in 2004-05.



Ed Byhre and the Colonels reached the 1979 NCAA tournament by going 9-3 against the OVC.



Team			First	Last	Streak	Team			First	Last	Streak
	W	L	Meeting	Meeting			W	L	Meeting	Meeting	
Akron	13	6	12-07-46	11-29-08	W2	Caldwell High School	2	1	1910-11	1911-12	W2
Alabama	0	3	12-08-56	12-23-23	L3	California	0	1	12-21-98	12-21-98	L1
Alabama A&M	2	1	11-29-03	11-19-13	W2	California-Irvine	1	0	11-24-09	11-24-09	W1
Alabama-Birmingham	0	2	12-02-78	11-21-07	L2	California State, Fullerton	1	1	12-30-99	12-20-00	W1
Alaska-Anchorage	0	1	12-29-91	12-29-91	L1	Campbellsville University	1	0	12-02-63	12-02-63	W1
Albany	1	0	11-20-21	11-20-21	W1	Campbellsville U.-Harrodsburg	1	0	12-17-20	12-17-20	W1
Alcorn State	1	0	12-29-95	12-29-95	W1	Canisius College	2	0	12-17-68	02-02-70	W2
Alfred Holbrook College	1	0	01-04-36	01-04-36	W1	Capital University	1	0	11-28-00	11-28-00	W1
Alice Lloyd College	2	0	11-19-19	12-31-21	W2	Carson-Newman	1	0	12-01-44	12-01-44	W1
Alumni	5	1	12-03-32	12-11-37	W3	Centenary Collge	0	2	02-25-31	12-29-62	L2
American University	2	2	02-11-89	12-28-00	W2	<b>Central Arkansas</b>	<b>4</b>	<b>2</b>	<b>01-04-22</b>	<b>02-24-24</b>	<b>W4</b>
Arkansas	0	2	12-20-80	12-20-11	L2	Central Florida	2	0	12-03-94	12-17-95	W2
Arkansas State	1	4	01-09-45	01-06-90	L4	Central Methodist	1	0	1944-45	1944-45	W1
Army	1	0	12-27-77	12-27-77	W1	Central Michigan	2	0	1939-40	1940-41	W2
Asbury	2	0	11-10-06	11-25-17	W2	Central Missouri	1	0	12-16-65	12-16-65	W1
Auburn	1	4	12-17-55	11-17-16	L4	Centre College	25	10	1916-17	12-06-03	W20
Augusta State	2	0	12-15-84	12-29-86	W2	Charleston Southern	2	1	12-15-17	11-27-20	W1
<b>Austin Peay</b>	<b>57</b>	<b>66</b>	<b>01-09-64</b>	<b>02-28-24</b>	<b>L1</b>	Charlotte	2	3	11-29-75	03-22-23	L1
Baldwin-Wallace	1	0	12-30-49	12-30-49	W1	Chattanooga	4	1	12-30-09	11-05-19	W4
Ball State	7	1	12-28-67	12-10-16	L1	Chicago State	5	0	12-01-93	02-14-24	W5
Baptist College	1	0	12-02-74	12-02-74	W1	Cincinnati	0	11	01-18-57	11-13-22	L11
Baptist Seminary	1	0	12-11-42	12-11-42	W1	Cincinnati Christian College	1	0	11-23-10	11-23-10	W1
Barbourville High School	0	1	1916-17	1916-17	L1	Cincinnati Christian Univ.	1	0	11-09-12	11-09-12	W1
Baylor	1	0	12-20-46	12-20-46	W1	Cincinnati Clermont College	1	0	11-22-14	11-22-14	W1
<b>Bellarmino University</b>	<b>7</b>	<b>2</b>	<b>12-15-58</b>	<b>02-17-24</b>	<b>W3</b>	Civilian Conservation Corps	1	0	01-03-31	01-03-31	W1
Belmont	6	17	11-19-98	02-25-21	W1	Clark County High School	2	0	1915-16	1915-16	W2
Beloit College	2	1	12-03-49	12-30-50	W1	Cleveland State	3	1	02-01-77	03-19-23	W1
Berea College	37	24	1909-10	11-26-16	W2	Clinch Valley College	5	0	11-27-82	12-28-16	W5
Bethany College	1	0	12-10-23	12-10-23	W1	<i>(University of Virginia's College at Wise in 1999)</i>					
Bowling Green	3	2	12-08-45	12-19-87	W1	Coastal Carolina	2	0	12-04-04	12-30-05	W2
Bowling Green Bus.	0	1	1921-22	1921-22	L1	College of Charleston	0	1	03-17-10	03-17-10	L1
Boyce College	1	0	12-10-22	12-10-22	W1	College of Mount St. Joseph	2	0	11-27-02	11-27-04	W2
Brescia University	4	0	12-03-11	11-23-22	W4	Colorado State	1	2	12-01-89	12-14-91	W1
Brigham Young	1	3	12-07-50	11-29-14	L2	Coppin State	2	0	12-30-14	11-13-15	W2
Bristol College	1	0	12-12-87	12-12-87	W1	Covenant College	1	0	12-09-08	12-09-08	W1
Butler	3	3	12-09-78	12-19-88	L2	Crowley's Ridge College	1	0	02-05-13	02-05-13	W1

<u>Team</u>	<u>W</u>	<u>L</u>	<u>First Last</u>		<u>Streak</u>	<u>Team</u>	<u>W</u>	<u>L</u>	<u>First Last</u>		<u>Streak</u>
			<u>Meeting</u>	<u>Meeting</u>					<u>Meeting</u>	<u>Meeting</u>	
Cumberland College	6	6	1913-14	1925-26	L2	George Mason	1	0	12-08-90	12-08-90	W1
Cynthiana High School	3	1	1912-13	1915-16	W1	Georgetown College	27	8	1925-26	11-09-21	W16
Darnell Hospital	1	0	12-08-42	12-08-42	W1	Georgetown Freshman	1	0	1922-23	1922-23	W1
Davis & Elkins College	2	0	01-18-47	12-04-93	W2	Georgetown University	0	1	12-23-74	12-23-74	L1
Dayton	9	33	12-04-48	11-21-04	W1	Georgia	0	2	11-21-05	12-31-10	L2
Delaware	1	0	02-14-83	02-14-83	W1	Georgia College	1	0	12-17-77	12-17-77	L1
Delaware State	1	1	11-29-11	11-28-12	W1	Georgia Southern	3	2	12-18-69	12-10-11	W2
Denver	0	1	12-12-47	12-12-47	L1	Georgia State	2	2	12-30-97	11-18-23	W1
DePaul	0	1	03-09-65	03-09-65	L1	Godman Army Airfield	1	0	01-05-45	01-05-45	W1
Detroit	1	1	12-27-87	01-03-00	L1	Goldberg	1	0	12-10-29	12-10-29	W1
District of Columbia	1	0	12-02-89	12-02-89	W1	Greenville College	1	0	12-14-04	12-14-04	W1
Dudley Independent	1	0	1923-24	1923-24	W1	Greyhounds	1	0	12-12-30	12-12-30	W1
Duke	0	1	11-25-07	11-25-07	L1	Hamline University	2	0	12-28-45	12-28-59	W2
Duquesne	0	1	12-22-18	12-22-18	L1	Havard	1	0	12-28-65	12-28-65	W1
East Carolina	0	1	12-28-19	12-28-19	L1	High Point	6	1	12-18-00	12-22-20	W5
Eastern Illinois	27	18	12-05-81	11-22-21	W5	Howard University	2	0	01-02-92	12-17-92	W2
Eastern Michigan	1	0	12-11-92	12-11-92	W1	Howard Payne	0	1	12-07-70	12-07-70	L1
Eastern Washington	0	1	11-22-17	11-22-17	L1	Idaho State	1	0	11-22-16	11-22-16	W1
East Tennessee State	28	23	1923-24	12-18-15	L2	Illinois	0	2	12-06-85	12-16-12	L2
Erskine College	1	0	1929-30	1929-30	W1	Illinois State	0	1	11-30-96	11-30-96	L1
Evansville	10	5	02-02-46	03-23-13	L2	Indiana	0	3	12-15-87	12-28-94	L3
Fairleigh Dickinson	2	0	11-28-08	11-23-09	W2	Indiana Central College	3	0	11-27-48	12-01-50	W3
Flemingsburg	1	0	1911-12	1911-12	W1	<i>(University of Indianapolis)</i>					
Florida	0	2	12-27-03	12-22-04	L2	Indiana State	4	3	02-14-48	03-20-23	W2
Florida Atlantic	1	1	12-20-14	12-15-15	W1	Indiana Univ. Northwest	0	1	12-22-08	12-22-08	L1
<b>Florida Gulf Coast</b>	<b>2</b>	<b>1</b>	<b>01-27-22</b>	<b>02-07-24</b>	<b>W2</b>	Indiana Univ. Southeast	7	0	01-12-78	12-11-89	W7
Florida International	3	3	12-14-95	11-22-19	L1	IPFW	3	1	01-15-02	12-29-13	W2
Florida Southern	1	0	11-29-91	11-29-91	W1	Irvine Independent	1	0	12-14-32	12-14-32	W1
Florida State	1	6	12-17-66	12-06-75	L6	IUPUI	3	1	02-10-98	11-11-16	W2
Fordham	0	1	12-29-80	12-29-80	L1	<b>Jacksonville</b>	<b>4</b>	<b>2</b>	<b>12-07-16</b>	<b>03-05-24</b>	<b>L1</b>
Frankfort YMCA	1	0	1915-16	1915-16	W1	Jacksonville State	25	14	01-22-04	02-02-23	W1
Franklin College	1	0	01-03-48	01-03-48	W1	James Madison	1	3	11-28-06	12-02-22	L3
Fresno State	1	0	12-21-78	12-21-78	W1	John Carroll University	1	0	01-12-51	01-12-51	W1
Furman	3	1	12-13-47	12-30-85	L1	Kansas	0	2	12-05-70	3-21-17	L2
Gardner-Webb	1	0	03-19-13	03-19-13	W1	Kansas State	2	2	12-29-45	11-16-18	L2
Geneva College	2	0	12-30-48	12-09-50	W2	Kennesaw State	6	2	11-16-12	02-03-24	W2



<u>Team</u>			<u>First</u>	<u>Last</u>	<u>Streak</u>	<u>Team</u>			<u>First</u>	<u>Last</u>	<u>Streak</u>
	<u>W</u>	<u>L</u>	<u>Meeting</u>	<u>Meeting</u>			<u>W</u>	<u>L</u>	<u>Meeting</u>	<u>Meeting</u>	
Kentucky	0	13	12-15-28	11-08-19	L13	Mid-Continent	1	0	02-07-12	02-07-12	W1
Kentucky Christian	3	0	11-23-02	11-18-14	W3	Middle Tennessee	61	42	12-06-52	02-03-00	L1
Kentucky Sophomores	2	0	1912-13	1921-22	W2	Midway	2	0	11-13-18	12-15-21	W2
Kentucky State	3	1	02-08-83	11-17-17	W3	Milligan College	4	0	1923-24	12-08-86	W4
Kentucky Wesleyan	40	20	1909-10	01-23-65	W1	Millsaps College	0	1	1931-32	1931-32	L1
Kenyon College	1	0	11-20-06	11-20-06	W1	Milwaukee	1	0	11-13-21	11-13-21	W1
La Salle	0	4	01-12-52	12-20-86	L4	Minnesota	0	2	11-28-77	12-11-10	L2
Lee University	1	0	12-04-86	12-04-86	W1	Mississippi	0	2	12-16-55	11-13-17	L2
Lehigh University	0	1	11-20-11	11-20-11	L1	Mississippi College	1	0	12-08-79	12-08-79	W1
Lexington High School	0	3	1909-10	1912-13	L3	Mississippi State	0	4	12-11-90	11-07-11	L4
Liberty University	3	5	12-17-88	03-02-23	L2	Missouri	0	1	12-01-78	12-01-78	L1
Lincoln Memorial	3	5	1924-25	02-24-45	W3	Missouri-Kansas City	1	1	01-23-91	02-16-91	W1
Lindsey Wilson College	1	0	1915-16	1915-16	W1	Model High School	1	0	1909-10	1909-10	W1
<b>Lipscomb</b>	<b>2</b>	<b>3</b>	<b>01-18-22</b>	<b>03-01-24</b>	<b>L1</b>	Montana State	0	1	12-29-72	12-29-72	L1
London High School	1	0	1913-14	1913-14	W1	Morehead State	112	84	02-10-31	03-05-21	L2
Long Island	0	1	12-29-75	12-29-75	L1	Morgan State	1	0	12-29-09	12-29-09	W1
Longwood	3	0	01-22-12	12-22-15	W3	Morris Brown College	2	0	12-04-02	01-29-03	W2
Louisiana Lafayette	1	2	12-01-71	12-13-23	L2	Morris Harvey College	4	1	1924-25	12-20-79	L1
<i>(Southwestern Louisiana before 1999)</i>						<i>(University of Charleston in 1978)</i>					
Louisiana Tech	2	1	12-29-59	12-11-74	L1	Murray State	62	108	01-30-34	02-06-21	L8
Louisville	22	50	1919-20	12-14-19	L15	Navy	1	0	12-30-80	12-30-80	W1
Louisville Medics	0	1	1922-23	1922-23	L1	Nevada-Las Vegas	0	2	12-23-93	12-28-99	L2
Loyola University Chicago	4	4	01-28-56	11-12-10	L2	Nevada-Reno	0	1	12-20-78	12-20-78	L1
Loyola University (La.)	4	0	02-15-55	03-02-59	W4	New Mexico State	1	0	01-04-62	01-04-62	W1
Maine	1	1	01-28-80	01-02-81	L1	Norfolk State	4	2	11-20-05	12-18-17	W1
Manhattan	1	2	02-11-47	12-22-16	L1	<b>North Alabama</b>	<b>4</b>	<b>2</b>	<b>01-11-22</b>	<b>02-22-24</b>	<b>W3</b>
Marietta College	1	0	11-27-01	11-27-01	W1	North Carolina	1	1	12-20-50	03-15-07	L1
Marquette	0	1	12-26-77	12-26-77	L1	North Carolina Asheville	4	3	01-14-87	11-19-22	W2
Marshall	23	22	1924-25	12-11-21	L4	North Carolina A&T	1	1	12-19-12	12-18-13	W1
Maryland	0	2	12-05-73	12-12-09	L2	North Carolina Central	2	0	12-06-11	12-04-12	W2
Maryville College	1	1	1923-24	1940-41	W1	North Carolina Greensboro	3	1	11-28-90	12-07-23	L1
Memphis	0	3	01-29-83	12-01-01	L3	North Carolina State	1	10	12-14-50	11-30-13	L2
Miami (Fla.)	2	2	12-16-67	12-19-14	W1	North Carolina Wilmington	3	3	01-02-80	11-14-16	L2
Miami (Ohio)	6	11	12-19-29	12-10-96	L2	Northeastern	0	1	12-28-96	12-28-96	L1
Miami (Ohio)-Middletown	1	0	11-07-22	11-07-22	W1	Northern Illinois	1	0	01-21-67	01-21-67	W1
Michigan State	0	1	12-01-69	12-01-69	L1	Northern Iowa	1	4	12-09-80	11-17-99	L4

<u>Team</u>	<u>W</u>	<u>L</u>	<u>First Meeting</u>	<u>Last Meeting</u>	<u>Streak</u>	<u>Team</u>	<u>W</u>	<u>L</u>	<u>First Meeting</u>	<u>Last Meeting</u>	<u>Streak</u>
Northern Kentucky	7	6	11-26-77	12-17-23	L2	Robert Morris University	3	1	12-11-76	12-11-04	W2
<b>North Florida</b>	<b>3</b>	<b>1</b>	<b>11-25-20</b>	<b>01-27-24</b>	<b>W1</b>	Saint Francis Univ. (Pa.)	2	2	01-29-68	12-09-71	L1
Northwestern State	1	2	1932-33	12-14-61	W1	Saint Louis	0	1	11-21-03	11-21-03	L1
Notre Dame	0	2	03-10-53	12-19-98	L2	Samford	7	8	12-17-83	02-16-08	L2
Oakland City University	1	0	12-20-95	12-20-95	W1	Santa Clara University	1	0	12-29-71	12-29-71	W1
Ogden	0	1	1924-25	1924-25	L1	Savannah State	5	1	12-08-03	12-05-15	W5
Ohio	1	4	12-29-84	12-19-09	L1	Seton Hall	0	1	01-14-52	01-14-52	L1
Ohio Chillicothe	1	0	11-12-19	11-12-19	W1	Sewanee	1	0	02-21-79	02-21-79	W1
Ohio Dominican	1	0	11-30-85	11-30-85	W1	Shawnee State	2	0	12-11-99	12-09-00	W2
Ohio State	0	4	12-28-95	11-17-06	L4	Shepherd University	1	0	12-07-02	12-07-02	W1
Ohio Valley University	3	0	11-26-96	11-11-21	W3	Siena College	1	0	12-28-53	12-28-53	W1
Ohio Wesleyan	2	0	12-14-02	11-25-03	W2	Simpson College (Iowa)	1	0	1944-45	1944-45	W1
Oklahoma	0	1	12-29-93	12-29-93	L1	Somerset High School	1	5	1910-11	1913-14	W1
Oklahoma City University	2	0	12-30-71	12-27-75	W2	South Carolina	0	1	12-28-73	12-28-73	L1
Oneida	1	0	1923-24	1923-24	W1	South Carolina State	4	1	02-11-80	11-21-15	W2
Oral Roberts	0	2	01-10-72	12-17-73	L2	South Carolina Upstate	2	1	12-05-18	12-02-20	W1
Oregon State	0	1	12-05-17	12-05-17	L1	South Dakota	1	0	12-26-47	12-26-47	W1
Paris Athletic Club	1	2	1924-25	1926-27	W1	Southeastern Louisiana	1	0	12-04-87	12-04-87	W1
Paris High School	4	0	1910-11	1912-13	W4	Southeast Missouri	34	21	01-20-92	02-22-21	W1
Paris Knights of Columbus	1	0	1921-22	1921-22	W1	Southern California	0	1	12-07-21	12-07-21	L1
Paris YMCA	1	1	1916-17	1916-17	W1	Southern Illinois	2	1	1944-45	01-03-91	W1
Pennsylvania	0	1	12-28-82	12-28-82	L1	Southern Illinois Edwardsville	7	7	11-17-10	02-08-21	W1
Pepperdine College	1	2	1944-45	12-29-94	L1	Southern Methodist	0	1	12-06-47	12-06-47	L1
Phillip 66'ers	1	0	12-18-61	12-18-61	W1	Southern Mississippi	2	3	12-28-62	02-02-81	L3
Pineville High School	2	2	1913-14	1916-17	W1	Southern Utah	3	0	11-26-14	03-21-23	W3
Pittsburgh	0	3	02-04-80	11-19-09	L3	St. Bonaventure	0	2	12-10-60	12-21-63	L2
Portland State	1	0	12-29-70	12-29-70	W1	<b>Stetson</b>	<b>1</b>	<b>3</b>	<b>12-19-86</b>	<b>02-10-24</b>	<b>L1</b>
Prairie View A&M	0	2	11-20-17	11-21-23	L2	St. Mary's	0	2	1916-17	1920-21	L2
Presbyterian College	0	2	11-20-10	11-14-11	L2	St. Mary's College (Calif.)	1	0	12-30-72	12-30-72	W1
Purdue	0	1	12-29-23	12-29-23	L1	St. Mary's Univ. (Texas)	1	0	12-20-60	12-20-60	W1
Quantico Marines	1	0	01-31-57	01-31-57	W1	Sue Bennett College	9	4	1919-20	01-13-28	W1
<b>Queens (N.C.)</b>	<b>2</b>	<b>1</b>	<b>12-31-22</b>	<b>02-01-24</b>	<b>L1</b>	Syracuse	2	1	12-19-63	12-06-91	L1
Radford	2	1	11-18-12	12-17-22	W1	Tampa	2	0	02-04-52	12-15-67	W2
Rice	1	0	11-08-17	11-07-17	W1	Tennessee	0	6	1911-12	12-07-22	L6
Richmond, University of	1	1	12-28-63	12-27-96	L1	Tennessee-Martin	32	21	02-01-92	11-17-23	L1
Richmond High School	4	0	1912-13	1912-13	W4	Tennessee State	40	30	01-04-88	02-27-21	W6



<u>Team</u>			<u>First</u>	<u>Last</u>	<u>Streak</u>	<u>Team</u>			<u>First</u>	<u>Last</u>	<u>Streak</u>	
	<u>W</u>	<u>L</u>	<u>Meeting</u>	<u>Meeting</u>			<u>W</u>	<u>L</u>	<u>Meeting</u>	<u>Meeting</u>		
Tennessee Tech	79	63	01-13-51	02-15-21	W5	Webster University	1	0	11-23-04	11-23-04	W1	
Tennessee Wesleyan	1	1	01-25-28	01-12-35	W1	Western Carolina	3	1	12-06-69	12-01-12	W1	
Texas A&M	0	1	12-29-60	12-29-60	L1	Western Illinois	0	4	02-09-81	12-19-01	L4	
Texas A&M - Commerce	0	1	11-20-22	11-20-22	L1	Western Kentucky	44	118	1914-15	12-03-23	L5	
Texas Christian	1	1	12-27-62	12-01-91	L1	West Virginia	1	3	02-15-79	11-26-21	L3	
Texas-Rio Grande Valley	0	1	11-13-10	11-13-10	L1	West Virginia State	1	0	11-28-95	11-28-95	W1	
Texas-San Antonio	1	0	11-25-09	11-25-09	W1	West Virginia Tech	1	0	11-07-24	11-07-23	W1	
Texas Tech	2	3	12-30-60	11-19-16	L3	West Virginia Wesleyan	4	1	02-05-83	11-14-09	W4	
Thiel College	1	0	11-25-08	11-25-08	W1	Wilberforce University	2	0	12-01-90	11-10-23	W2	
Thomas Moore College	1	0	11-25-15	11-25-15	W1	William & Mary	2	1	12-27-63	11-19-11	W1	
Tiffin University	1	0	02-17-79	02-17-79	W1	Wilmington College	9	1	12-17-31	11-17-01	W9	
Toledo	5	12	12-28-48	12-28-88	L7	Winston-Salem State	1	0	11-18-08	11-18-08	W1	
Toronto	1	0	12-27-46	12-27-46	W1	Winthrop	2	2	12-21-02	11-12-11	W2	
Towson	1	0	11-17-12	11-17-12	W1	Wisconsin	0	2	11-19-05	12-14-13	L2	
Transylvania	29	13	1924-25	12-12-20	W15	Wittenberg	1	1	12-16-31	12-17-62	W1	
Troy	1	1	11-27-23	12-21-23	L1	Wright State	2	5	02-15-89	12-18-02	L2	
Tulsa	1	0	01-01-47	01-01-47	W1	Wyoming	0	2	12-28-87	11-24-01	L2	
Union College	21	13	1913-14	12-01-55	W3	Xavier University	5	14	01-05-46	11-30-20	L10	
Union University (Tenn.)	0	1	1936-37	1936-37	L1	Youngstown State	9	9	12-17-81	11-10-13	L1	
Urbana College	3	0	12-07-77	11-17-00	W3	<b>TOTAL</b>	<b>1,335</b>	<b>1,211</b>				
Utah	0	1	12-28-84	12-28-84	L1							
Utah State	1	0	12-30-75	12-30-75	W1							
Valparaiso	3	3	1923-24	12-03-14	L2							
Vanderbilt	0	3	12-27-82	12-17-84	L3							
Versailles YMCA	1	0	1909-10	1909-10	W1							
Villa Madonna College	4	0	12-09-57	11-13-07	W4							
			<i>(Thomas More College in 1968)</i>									
Villanova	1	0	12-19-47	12-19-47	W1							
Virginia	1	0	12-20-54	12-20-54	W1							
Virginia Commonwealth	3	2	02-23-70	12-05-13	L2							
Virginia Tech	6	6	11-27-50	02-03-75	L2							
Wake Forest	0	1	02-20-57	02-20-57	L1							
Walton	1	0	1931-32	1931-32	W1							
Warren Wilson College	1	0	11-13-13	11-13-13	W1							
Washington State	0	1	12-29-88	12-29-88	L1							
Weber State	0	1	12-28-70	12-28-70	L1							

**2024-25 Atlantic Sun Conference opponents in boldface**

**1909-10**

**Record: 3-3**

**Coach: Clyde H. Wilson**

Home: 3-2 Away: 0-1 Neutral: 0-0

Date	Opponent	W/L	EKU	OPP
	BEREA COLLEGE	W	14	12
	MODEL HIGH SCHOOL	W	NA	
	KENTUCKY WESLEYAN	L	16	32
	VERSAILLES YMCA	W	17	2
	at Lexington High School	L	11	60
	LXINGTON HIGH SCHOOL	L	12	18

**1910-11**

**Record: 4-6**

**Coach: Clyde H. Wilson**

Home: 2-3 Away: 2-1 Neutral: 0-0

Date	Opponent	W/L	EKU	OPP
	at Kentucky Wesleyan	W	47	19
	at Paris High School	W	27	20
	at Somerset High School	L	11	60
	CALDWELL HIGH SCHOOL	L	15	18
	SOMERSET HIGH SCHOOL	L	11	28
	PARIS HIGH SCHOOL	W	25	13
	BEREA COLLEGE	L	15	23
	CALDWELL HIGH SCHOOL	W	38	13
	Two Games – NA			

**1911-12**

**Record: 3-2**

**Coach: Clyde H. Wilson**

Home: 2-1 Away: 1-1 Neutral: 0-0

Date	Opponent	W/L	EKU	OPP
	CALDWELL HIGH SCHOOL	W	33	16
	at Paris High School	W	24	16
	at Somerset High School	L	16	38
2/10	TENNESSEE	L	13	44
	FLEMINGSBURG	W	35	13
	Other Games – NA			

**1912-13**

**Record: 9-3**

**Coach: Charles A. Keith**

Home: 9-2 Away: 0-1 Neutral: 0-0

Date	Opponent	W/L	EKU	OPP
	RICHMOND HIGH SCHOOL	W	21	10
	RICHMOND HIGH SCHOOL	W	16	13
	LXINGTON HIGH SCHOOL	L	10	18
	CYNTHIANA HIGH SCHOOL	W	44	10
	SOMERSET HIGH SCHOOL	L	21	41
	KENTUCKY SOPHOMORES	W	42	34
	KENTUCKY WESLEYAN	W	42	18
	CYNTHIANA HIGH SCHOOL	W	29	18
	PARIS HIGH SCHOOL	W	18	16
	at Somerset High School	L	14	44
	RICHMOND HIGH SCHOOL	W	26	22
	RICHMOND HIGH SCHOOL	W	22	20

**1913-14**

**Record: 4-3**

**Coach: Ben M. Barnard**

Home: 2-2 Away: 2-1 Neutral: 0-0

Date	Opponent	W/L	EKU	OPP
	LONDON HIGH SCHOOL	W	34	12
	PINEVILLE HIGH SCHOOL	L	13	17
	at Cumberland College	L	na	
	at Pineville High School	W	23	16
	UNION COLLEGE	L	13	38
	at Cumberland College	W	25	23

SOMERSET HIGH SCHOOL W 29 16  
Other Games – NA

**1914-15**

**Record: 0-3**

**Coach: Ben M. Barnard**

Home: 0-1 Away: 0-2 Neutral: 0-0

Date	Opponent	W/L	EKU	OPP
	PINEVILLE HIGH SCHOOL	L	8	22
	at Western Kentucky	L	21	26
	at Western Kentucky	L	18	22
	Other Games – NA			

**1915-16**

**Record: 7-1**

**Coach: Ben M. Barnard**

Home: 7-0 Away: 0-1 Neutral: 0-0

Date	Opponent	W/L	EKU	OPP
	CLARK COUNTY HIGH SCHOOL	W	32	19
	CLARK COUNTY HIGH SCHOOL	W	34	12
	FRANKFORT YMCA	W	50	16
	at Cynthiana High School	L	29	35
	LINDSEY WILSON COLLEGE	W	42	20
	WESTERN KENTUCKY	W	42	21
	WESTERN KENTUCKY	W	28	22
	CYNTHIANA HIGH SCHOOL	W	43	20

**1916-17**

**Record: 3-3**

**Coach: Ben M. Barnard**

Home: 2-0 Away: 1-3 Neutral: 0-0

Date	Opponent	W/L	EKU	OPP
	at Barbourville High School	L	28	29
	CENTRE COLLEGE	W	36	34
	at Paris YMCA	L	23	36
	at Pineville High School	W	55	15
	at St. Mary's	L	28	48
	PARIS YMCA	W	54	22
	Other Games – NA			

**1917-18**

**Record: 0-0**

*No team due to WWI*

**1918-19**

**Record: 0-0**

*No team due to WWI*

**1919-20**

**Record: 3-4**

**Coach: Charles Miller/Clyde McCoy**

Home: 1-2 Away: 2-2 Neutral: 0-0

Date	Opponent	W/L	EKU	OPP
	at Sue Bennett College	W	21	19
	at Union College	L	22	30
	at Cumberland College	W	32	20
	KENTUCKY WESLEYAN	W	36	24
	SUE BENNETT COLLEGE	L	14	17
	at Louisville	L	24	43
	BEREA COLLEGE	L	3	36
	Other Games – NA			

**1920-21**

**Record: 3-6**

**Coach: George Hembree**

Home: 2-5 Away: 1-1 Neutral: 0-0

Date	Opponent	W/L	EKU	OPP
	BEREA COLLEGE	W	16	13

at Kentucky Wesleyan	L	13	37
UNION COLLEGE	L	13	37
ST. MARY'S	L	15	45
SUE BENNETT COLLEGE	W	24	18
at Berea College	W	25	18
KENTUCKY WESLEYAN	L	11	13
SUE BENNETT COLLEGE	L	25	31
UNION COLLEGE	L	18	50

*Home games played at Madison High School – EKU gym burned in August 1920*

**1921-22**

**Record: 10-4**

**Coach: George Hembree**

Home: 6-1 Away: 4-3 Neutral: 0-0

Date	Opponent	W/L	EKU	OPP
	KENTUCKY WESLEYAN	W	24	12
	PARIS KNIGHTS OF COLUMBUS	W	34	12
	SUE BENNETT COLLEGE	W	21	16
	at Union College	L	13	16
	CUMBERLAND COLLEGE	L	10	26
	WESTERN KENTUCKY	W	26	15
	at Berea College	W	27	7
	at Kentucky Wesleyan	W	30	23
	at Sue Bennett College	W	NA	
	UNION COLLEGE	W	29	17
	at Western Kentucky	W	29	21
	at Bowling Green Bus.	L	24	39
	at Cumberland College	L	24	36
	KENTUCKY SOPHOMORES	W	28	15


**1922-23**

**Record: 9-6**

**Coach: George Hembree**

Home: 6-2 Away: 3-4 Neutral: 0-0

Date	Opponent	W/L	EKU	OPP
	KENTUCKY WESLEYAN	L	8	22
	at Kentucky Wesleyan	L	22	33
	SUE BENNETT COLLEGE	W	34	24
	at Sue Bennett College	W	38	30
	GEORGETOWN FRESHMEN	W	40	12
	at Berea College	W	28	8
	BEREA COLLEGE	W	45	16
	CUMBERLAND COLLEGE	W	23	19



*The 1916-17 team, coached by Ben M. Barnard, had a 3-3 record.*



at Cumberland College	L	16	23
WESTERN KENTUCKY	L	17	27
at Western Kentucky	L	16	35
at Union College	W	17	14
UNION COLLEGE	W	20	9
at Louisville Medics	L	14	35
BEREA COLLEGE	W	38	23

**1923-24****Record: 12-7****Coach: George Hembree**

Home: 8-5 Away: 4-2 Neutral: 0-0

Date	Opponent	W/L	EKU	OPP
	BEREA COLLEGE	L	19	43
	SUE BENNETT COLLEGE	W	37	15
	at Kentucky Wesleyan	L	19	21
	DUDLEY INDEPENDENT	W	37	23
	VALPARAISO	L	17	48
	UNION COLLEGE	W	29	13
	MILLIGAN COLLEGE	W	30	22
	CENTRE COLLEGE	L	27	30
	MARYVILLE COLLEGE	L	12	29
	at Cumberland College	W	31	25
	at Berea College	L	23	34
	KENTUCKY WESLEYAN	L	26	31
	WESTERN KENTUCKY	W	45	13
	ONEIDA	W	52	11
	at Union College	W	24	18
	EAST TENNESSEE STATE	W	31	13
	at Sue Bennett College	W	39	16
	at Western Kentucky	W	32	27
	CUMBERLAND COLLEGE	W	22	15

**1924-25****Record: 5-13****Coach: George Hembree**

Home: 4-7 Away: 1-6 Neutral: 0-0

Date	Opponent	W/L	EKU	OPP
	PARIS AC	L	24	44
	BEREA COLLEGE	L	25	38
	WESTERN KENTUCKY	L	19	30
	CUMBERLAND COLLEGE	W	41	32
	at Kentucky Wesleyan	L	22	43
	TRANSYLVANIA UNIVERSITY	W	29	28
	MORRIS HARVEY COLLEGE	W	32	25
	at Lincoln Memorial	L	24	46
	at Union College	W	31	21
	KENTUCKY WESLEYAN	L	32	40
	LINCOLN MEMORIAL	L	27	31
	UNION COLLEGE	W	35	27
	at Berea College	L	23	39
	CENTRE COLLEGE	L	13	35
	MARSHALL	L	28	47
	at Transylvania	L	13	29
	at Western Kentucky	L	16	35
	at Ogden	L	29	46

**1925-26****Record: 1-11****Coach: George Hembree**

Home: 1-5 Away: 0-6 Neutral: 0-0

Date	Opponent	W/L	EKU	OPP
	SUE BENNETT COLLEGE	L	27	36
	at Georgetown College	L	23	35
	PARIS ATHLETIC CLUB	L	15	24
	CUMBERLAND COLLEGE	L	23	37
	at Berea College	L	12	50
	UNION COLLEGE	W	24	23

at Union College	L	24	33
at Cumberland College	L	20	25
TRANSYLVANIA	L	24	35
BEREA COLLEGE	L	11	34
at Georgetown College	L	20	42
at Transylvania	L	31	37

**1926-27****Record: 4-13****Coach: George Hembree**

Home: 2-7 Away: 2-5 Neutral: 0-1

Date	Opponent	W/L	EKU	OPP
	at Paris AC	W	25	21
	KENTUCKY WESLEYAN	L	10	46
	at Georgetown College	L(OT)	25	42
	TRANSYLVANIA	W	30	19
	CENTRE COLLEGE	L	27	43
	at Georgetown College	L	4	34
	at Western Kentucky	L	27	39
	KENTUCKY WESLEYAN	L	18	26
	WESTERN KENTUCKY	L	23	30
	at Berea College	L	20	30
	UNION COLLEGE	W	45	21
	at Transylvania	W	26	24
	BEREA COLLEGE	L	29	31
	CENTRE COLLEGE	L	19	32
	vs. Transylvania <sup>1</sup>	L	25	31
	LINCOLN MEMORIAL	L	16	20
	at Union College	L	24	32

<sup>1</sup> Intercollegiate Tournament**1927-28****Record: 3-15****Coach: George Hembree**

Home: 2-6 Away: 1-7 Neutral: 0-2

Date	Opponent	W/L	EKU	OPP
12/19	SUE BENNETT COLLEGE	L	14	21
1/9	at Berea College	L	20	21
1/11	at Centre College	L	24	32
1/13	SUE BENNETT COLLEGE	W	28	23
1/16	at Kentucky Wesleyan	L	25	34
1/20	at Transylvania	L	21	39
1/21	UNION COLLEGE	L	19	21
1/25	TENNESSEE WESLEYAN	L	23	30
1/30	at Lincoln Memorial	L	29	42
1/31	at Union College	L	27	28
2/3	WESTERN KENTUCKY	L	12	44
2/11	at Western Kentucky	L	12	55
2/15	LINCOLN MEMORIAL	L	25	28
2/17	BEREA COLLEGE	L	20	21
2/18	TRANSYLVANIA	W	31	21
	vs. Transylvania <sup>1</sup>	L	23	31
	at Kentucky Wesleyan <sup>1</sup>	W	37	22
	vs. Centre College <sup>1</sup>	L	23	24

<sup>1</sup> Kentucky Intercollegiate Athletic Conference (KIAC) Tournament (Winchester, Ky.)**1928-29****Record: 2-13****Coach: George Hembree**

Home: 2-3 Away: 0-10 Neutral: 0-0

Date	Opponent	W/L	EKU	OPP
12/15	at Kentucky	L	10	35
1/7	at Berea College	L	16	36
1/11	at Centre College	L	22	27
1/12	at Western Kentucky	L	15	24
1/15	at Kentucky Wesleyan	L	14	26
1/16	at Georgetown College	L	12	29

TRANSYLVANIA	W	34	27	
CENTRE COLLEGE	L	25	36	
at Transylvania	L	17	19	
2/2	WESTERN KENTUCKY	W	22	16
2/8	at Louisville	L	25	45
2/14	at Georgetown College	L	10	44
2/16	KENTUCKY WESLEYAN	L	10	34
	LOUISVILLE	L	22	26
2/18	at Louisville	L	12	25

**1929-30****Record: 14-8****Coach: Charles T. Hughes**

Home: 7-3 Away: 5-3 Neutral: 2-2

Date	Opponent	W/L	EKU	OPP
12/10	GOLDBERG	W	31	15
12/14	UNION COLLEGE	W	18	16
12/17	at Transylvania	W	32	23
12/19	MIAMI (OHIO)	L	13	22
1/4	GEROGETOWN COLLEGE	W	20	19
1/6	at Berea College	L	29	32
1/9	at Kentucky Wesleyan	W	25	16
1/16	LOUISVILLE	W	26	16
1/18	at Centre College	L	26	30
1/20	at Union College	W	29	15
1/25	at Western Kentucky	W	30	26
1/28	TRANSYLVANIA	L	19	23
1/29	WESTERN KENTUCKY	W	46	21
2/1	at Louisville	L	12	13
2/5	CENTRE COLLEGE	W	28	16
2/8	BEREA COLLEGE	L	31	32
2/11	at Georgetown College	W	26	15
2/15	KENTUCKY WESLEYAN	W	25	14
	vs. Transylvania <sup>1</sup>	W	32	18
	vs. Kentucky Wesleyan <sup>1</sup>	L	18	19
	vs. Erskine <sup>2</sup>	W	36	34
	vs. Kentucky Wesleyan <sup>2</sup>	L	24	26

<sup>1</sup> Southern Intercollegiate Athletic Association (SIAA) State Tournament<sup>2</sup> Southern Intercollegiate Athletic Association (SIAA) National Tournament**1930-31****Record: 12-4****Coach: Charles T. Hughes**

Home: 7-1 Away: 4-1 Neutral: 1-2

Date	Opponent	W/L	EKU	OPP
12/12	GREYHOUNDS	W	34	15
1/3	CIVILIAN CONSERVATION CORPS	W	35	24
1/6	LOUISVILLE	W	31	25
1/12	at Berea College	W	33	25
1/17	GEORGETOWN COLLEGE	W	25	20
1/23	at Western Kentucky	L	25	49
1/24	at Western Kentucky	W	44	34
1/27	at Kentucky Wesleyan	W	25	22
2/4	BEREA COLLEGE	W	28	24
2/7	KENTUCKY WESLEYAN	L	20	21
2/10	MOREHEAD STATE	W	32	20
2/13	at Georgetown College	W	28	27
2/14	WESTERN KENTUCKY	W	30	22
2/19	vs. Transylvania <sup>1</sup>	L	26	28
2/24	vs. Berea College <sup>2</sup>	W	41	26
2/25	vs. Centenary College <sup>2</sup>	L	20	29

<sup>1</sup> Kentucky Intercollegiate Athletic Conference (KIAC) Tournament (Winchester, Ky.)<sup>2</sup> Southern Intercollegiate Athletic Association (SIAA) Tournament (Jackson, Miss.)

**1931-32**

**Record: 13-8**

**Coach: Charles T. Hughes**

Home: 6-2 Away: 5-4 Neutral: 2-2

Date	Opponent	W/L	EKU	OPP
	WALTON	W	22	12
12/16	at Wittenberg University	L	27	39
12/17	at Wilmington College	L	23	30
1/5	at Louisville	W	21	12
1/8	at Georgetown College	W	28	23
1/12	TRANSYLVANIA	L	22	23
1/15	WESTERN KENTUCKY	W	49	23
1/16	WESTERN KENTUCKY	L	23	26
1/21	at Kentucky Wesleyan	W	27	23
1/22	MOREHEAD STATE	W	32	14
1/26	at Berea College	W	26	22
2/5	KENTUCKY WESLEYAN	W	29	26
2/9	TRANSYLVANIA	W	31	13
2/12	at Louisville	L	22	25
2/13	at Western Kentucky	L	21	47
2/18	CENTRE COLLEGE	W	31	25
2/19	at Morehead State	W	40	26
2/25	vs. Centre College <sup>1</sup>	W	43	15
2/27	vs. Berea College <sup>1</sup>	W	36	28
2/27	vs. Western Kentucky <sup>1</sup>	L	27	36
	vs. Millsaps College <sup>2</sup>	L	32	46

<sup>1</sup> Kentucky Intercollegiate Athletic Conference (KIAC) Tournament (Winchester, Ky.)

<sup>2</sup> Southern Intercollegiate Athletic Association (SIAA) Tournament (Jackson, Miss.)

**1932-33**

**Record: 14-4**

**Coach: Charles T. Hughes**

Home: 8-1 Away: 6-1 Neutral: 0-2

Date	Opponent	W/L	EKU	OPP
12/3	ALUMNI	W	29	23
12/14	IRVINE INDEPENDENT	W	61	8
1/7	at Georgetown College	W	47	26
1/10	TRANSYLVANIA	W	57	19
1/13	at Louisville	W	50	25
1/14	at Western Kentucky	L	19	27
1/18	MOREHEAD STATE	W	53	22
1/23	KENTUCKY WESLEYAN	W	44	21
1/27	at Transylvania	W	54	30
2/2	WESTERN KENTUCKY	L	24	31
2/4	BEREA COLLEGE	W	22	17
2/7	GEORGETOWN COLLEGE	W	32	19
2/11	at Morehead State	W	48	40
2/12	at Berea College	W	34	16
2/15	LOUISVILLE	W	34	19
2/18	at Kentucky Wesleyan	W	29	22
2/23	vs. Louisville <sup>1</sup>	L	19	29
	vs. Northwestern State <sup>2</sup>	L	45	60

<sup>1</sup> Kentucky Intercollegiate Athletic Conference (KIAC) Tournament (Winchester, Ky.)

<sup>2</sup> Southern Intercollegiate Athletic Association (SIAA) Tournament (Jackson, Miss.)

**1933-34**

**Record: 7-7**

**Coach: Charles T. Hughes**

Home: 7-2 Away: 0-4 Neutral: 0-1

Date	Opponent	W/L	EKU	OPP
12/9	ALUMNI	W	28	19
12/16	KENTUCKY WESLEYAN	W	34	27
1/6	MOREHEAD STATE	W	40	26
1/12	at Louisville	L	26	27

1/13	at Western Kentucky	L	16	30
1/20	GEORGETOWN COLLEGE	W	39	12
1/27	MOREHEAD STATE	W	47	37
1/30	MURRAY STATE	L	27	37
2/2	BEREA COLLEGE	W	27	25
2/6	at Union College	L	21	32
2/9	WESTERN KENTUCKY	W	32	13
2/12	at Berea College	L	17	25
2/16	LOUISVILLE	L	20	27
2/23	vs. Western Kentucky <sup>1</sup>	L	17	30

<sup>1</sup> Kentucky Intercollegiate Athletic Conference (KIAC) Tournament (Louisville, Ky.)

**1934-35**

**Record: 8-9**

**Coach: Charles T. Hughes**

Home: 5-3 Away: 2-6 Neutral: 1-0

Date	Opponent	W/L	EKU	OPP
12/8	ALUMNI	L	26	36
12/15	KENTUCKY WESLEYAN	W	26	24
1/5	CENTRE COLLEGE	W	30	25
1/7	at Kentucky Wesleyan	W	32	27
1/10	at Georgetown College	W	24	22
1/12	TENNESSEE WESLEYAN	W	37	34
1/18	at Morehead State	L	20	44
1/19	UNION COLLEGE	W	30	19
1/26	at Western Kentucky	L	25	46
1/28	at Murray State	L	25	47
2/2	BEREA COLLEGE	L	31	32
2/5	at Transylvania	L	17	23
2/8	WESTERN KENTUCKY	L	29	48
2/9	at Centre College	L	30	41
2/11	at Berea College	L	16	25
2/13	MOREHEAD STATE	W	22	18
2/22	vs. Morehead State <sup>1</sup>	W	30	24

<sup>1</sup> Kentucky Intercollegiate Athletic Conference (KIAC) Tournament (Bowling Green, Ky.)

**1935-36**

**Record: 12-10**

**Coach: Rome Rankin**

Home: 8-4 Away: 2-6 Neutral: 2-0

Date	Opponent	W/L	EKU	OPP
12/14	ALUMNI	W	26	24
1/4	ALFRED HOLBROOK COLLEGE	W	44	21
1/10	CENTRE COLLEGE	W	28	20
1/11	at Transylvania	L	27	28
1/13	at Berea College	L	24	32
1/17	GEORGETOWN COLLEGE	L	20	22
1/18	at Morehead State	L	15	26
1/24	at Louisville	L	26	35
1/25	at Western Kentucky	L	26	38
1/28	KENTUCKY WESLEYAN	W	23	18
1/31	WESTERN KENTUCKY	L	23	61
2/1	KENTUCKY WESLEYAN	W	35	25
2/4	MURRAY STATE	L	28	39
2/7	at Centre College	W	40	29
2/8	MOREHEAD STATE	L	45	47
2/12	TRANSYLVANIA	W	28	16
2/15	BEREA COLLEGE	W	40	30
2/21	at Georgetown College	W	38	24
2/22	LOUISVILLE	W	38	31
	vs. Berea College <sup>1</sup>	W	41	36
2/28	vs. Transylvania <sup>1</sup>	W	38	32
2/29	at Western Kentucky <sup>1</sup>	L	22	34

<sup>1</sup> Kentucky Intercollegiate Athletic Conference (KIAC) Tournament (Bowling Green, Ky.)

**1936-37**

**Record: 10-6**

**Coach: Rome Rankin**

Home: 7-1 Away: 3-4 Neutral: 0-1

Date	Opponent	W/L	EKU	OPP
12/5	ALUMNI	W	32	18
12/12	TRANSYLVANIA	W	31	22
12/15	KENTUCKY WESLEYAN	W	31	30
1/9	at Centre College	W	23	22
1/12	LOUISVILLE	W	28	26
1/15	GEORGETOWN COLLEGE	W	38	26
1/18	at Berea College	L	26	33
2/3	BEREA COLLEGE	W	40	37
2/6	at Kentucky Wesleyan	L	25	37
2/9	at Georgetown College	L	28	31
2/12	at Morehead State	W	40	38
2/15	CENTRE COLLEGE	W	28	24
2/19	at Western Kentucky	L	22	25
2/20	at Transylvania	W	50	35
2/25	WESTERN KENTUCKY <sup>1</sup>	L	17	28
	vs. Union (Tenn.) <sup>2</sup>	L	16	44

<sup>1</sup> Kentucky Intercollegiate Athletic Conference (KIAC) Tournament (Richmond, Ky.)

<sup>2</sup> Southern Intercollegiate Athletic Association (SIAA) Tournament (Jackson, Miss.)

**1937-38**

**Record: 12-7**

**Coach: Rome Rankin**

Home: 6-4 Away: 6-3 Neutral: 0-0

Date	Opponent	W/L	EKU	OPP
12/11	ALUMNI	W	55	29
12/14	at Georgetown College	W	45	27
1/8	at Kentucky Wesleyan	W	39	37
1/10	at Transylvania	L	29	32
1/12	MOREHEAD STATE	W	36	33
1/15	at Centre College	W	31	29
1/17	at Berea College	W	46	23
1/20	CENTRE COLLEGE	W	30	23
1/22	KENTUCKY WESLEYAN	W	36	25
1/28	at Western Kentucky	L	34	51
1/29	at Murray State	L	42	53
2/2	GEORGETOWN COLLEGE	W	36	24
2/5	BEREA COLLEGE	L	29	32
2/8	MURRAY STATE	L	17	32
2/12	WESTERN KENTUCKY	L	21	34
2/14	at Morehead State	W	36	33
2/16	at Louisville	W	37	35
2/19	TRANSYLVANIA	W	35	32
2/25	MURRAY STATE <sup>1</sup>	L	37	54

<sup>1</sup> Kentucky Intercollegiate Athletic Conference (KIAC) Tournament (Richmond, Ky.)

**1938-39**

**Record: 11-5**

**Coach: Rome Rankin**

Home: 6-2 Away: 5-3 Neutral: 0-0

Date	Opponent	W/L	EKU	OPP
12/14	at Louisville	W	46	42
1/7	at Kentucky Wesleyan	W	48	25
1/11	at Morehead State	L	35	50
1/14	at Berea College	W	41	32
1/16	at Western Kentucky	L	29	42
1/18	UNION COLLEGE	W	32	28
1/20	at Transylvania	W	34	28
1/28	WESTERN KENTUCKY	L	37	49
1/30	KENTUCKY WESLEYAN	W	54	43
2/3	BEREA COLLEGE	W	53	39



2/10	MOREHEAD STATE	W	48	30
2/13	at Centre College	W	44	27
2/14	TRANSYLVANIA	W	40	29
2/16	at Union College	L	37	40
2/18	CENTRE COLLEGE	W	42	26
2/23	WESTERN KENTUCKY <sup>1</sup>	L	26	50

<sup>1</sup> Kentucky Intercollegiate Athletic Conference (KIAC) Tournament (Richmond, Ky.)

**1939-40**

**Record: 16-2**

**Coach: Rome Rankin**

Home: 10-1 Away: 6-1 Neutral: 0-0

Date	Opponent	W/L	EKU	OPP
	CENTRAL MICHIGAN	W	24	20
	LOUISVILLE	W	52	27
	at Kentucky Wesleyan	W	70	36
	at Morehead State	W	46	39
	at Berea College	W	50	38
	MOREHEAD STATE	W	41	35
	WESTERN KENTUCKY	W	45	32
	KENTUCKY WESLEYAN	W	51	37
	at Transylvania	W	41	35
	at Western Kentucky	L	33	53
	at Centre College	W	51	34
	BEREA COLLEGE	W	46	38
	at Union College	W	56	48
	TRANSYLVANIA	W	42	27
	CENTRE COLLEGE	W	50	35
	UNION COLLEGE	W	53	35
	LOUISVILLE <sup>1</sup>	W	48	40
	MOREHEAD STATE <sup>1</sup>	L	30	46

<sup>1</sup> Kentucky Intercollegiate Athletic Conference (KIAC) Tournament (Richmond, Ky.)

**1940-41**

**Record: 10-5**

**Coach: Rome Rankin**

Home: 6-3 Away: 4-2 Neutral: 0-0

Date	Opponent	W/L	EKU	OPP
	MARYVILLE COLLEGE	W	45	25
	CENTRAL MICHIGAN	W	35	30
	at Centre College	W	45	31
	at Western Kentucky	L	27	61
	BEREA COLLEGE	L	42	45
	at Kentucky Wesleyan	W	50	42
	at Union College	W	34	31
	at Morehead State	L	37	38
	WESTERN KENTUCKY	L	40	59
	KENTUCKY WESLEYAN	W	63	45
	CENTRE COLLEGE	W	60	50
	at Berea College	W	63	55
	MOREHEAD STATE	W	57	44
	UNION COLLEGE	W	48	45
	MURRAY STATE <sup>1</sup>	L	40	64

<sup>1</sup> Kentucky Intercollegiate Athletic Conference (KIAC) Tournament (Richmond, Ky.)

**1941-42**

**Record: 11-5**

**Coach: Rome Rankin**

Home: 7-2 Away: 4-3 Neutral: 0-0

Date	Opponent	W/L	EKU	OPP
12/19	GEORGETOWN COLLEGE	W	47	42
1/9	at Morehead State	L	37	56
1/15	at Centre College	W	55	52
1/17	at Union College	L	28	38
1/21	BEREA COLLEGE	W	63	41
1/24	at Kentucky Wesleyan	W	58	40

1/31	at Western Kentucky	L	31	45
2/2	KENTUCKY WESLEYAN	W	43	29
2/6	at Georgetown College	W	50	49
2/7	at Berea College	W	43	41
2/11	MOREHEAD STATE	W	52	49
2/14	WESTERN KENTUCKY	L	40	43
2/17	CENTRE COLLEGE	W	37	32
2/21	UNION COLLEGE	W	46	38
	MOREHEAD STATE <sup>1</sup>	W	47	44
	UNION COLLEGE <sup>1</sup>	L	37	40

<sup>1</sup> Kentucky Intercollegiate Athletic Conference (KIAC) Tournament (Richmond, Ky.)

**1942-43**

**Record: 12-5**

**Coach: Rome Rankin**

Home: 8-2 Away: 4-3 Neutral: 0-0

Date	Opponent	W/L	EKU	OPP
12/5	KENTUCKY WESLEYAN	W	37	29
12/8	DARNELL HOSPITAL	W	87	18
12/11	BAPTIST SEMINARY	W	62	22
12/16	GEORGETOWN COLLEGE	W	51	38
1/9	WESTERN KENTUCKY	L	47	61
1/13	at Georgetown College	W	46	45
1/16	at Berea College	L	43	46
1/20	MOREHEAD STATE	W	54	29
1/23	at Western Kentucky	L	38	62
1/27	at Transylvania	W	64	35
1/30	at Union College	W	43	40
2/3	BEREA COLLEGE	W	54	34
2/4	at Kentucky Wesleyan	L	49	54
2/6	TRANSYLVANIA	W	85	32
2/10	at Morehead State	W	55	52
2/20	UNION COLLEGE	W	52	46
	MOREHEAD STATE <sup>1</sup>	L	64	66

<sup>1</sup> Kentucky Intercollegiate Athletic Conference (KIAC) Tournament (Richmond, Ky.)

**1943-44**

**Record: 0-0**

**No team due to WWII**

**1944-45**

**Record: 20-5**

**Coach: Rome Rankin**

Home: 10-2 Away: 6-2 Neutral: 4-1

Date	Opponent	W/L	EKU	OPP
11/18	WILMINGTON COLLEGE	W	61	26
11/28	at Georgetown College	W	68	33
11/30	at Lincoln Memorial	W	71	36
12/1	at Carson-Newman	W	57	19
12/2	at Milligan College	W	51	39
12/9	BEREA COLLEGE	W	56	47
1/5	GODMAN ARMY AIRFIELD	W	51	35
1/8	GEORGETOWN COLLEGE	W	61	29
1/9	ARKANSAS STATE	W	87	17
1/13	MURRAY STATE	W	62	43
1/17	MOREHEAD STATE	W	48	30
1/20	MILLIGAN COLLEGE	W	68	44
1/24	at Louisville	L	42	74
1/27	BEREA COLLEGE	W	60	56
1/31	at Morehead State	L	44	48
2/3	at Murray State	W	47	45
2/5	at Western Kentucky	W	44	36
2/10	LOUISVILLE	L	40	60
2/14	LINCOLN MEMORIAL	W	73	30
2/17	WESTERN KENTUCKY	L	42	48
2/24	vs. Lincoln Memorial <sup>1</sup>	W	56	47

**History of the Colonel**

Eastern Kentucky University athletic teams were known as the Maroons until 1966 and even survived one attempt to alter the school mascot to the Leopards.

In 1963, Eastern Kentucky University President Robert Martin was at a loss as to how he could create a physical "Maroon" to excite the audience. A man of vision and intelligence, Martin began searching for a mascot that would embody the glorious Bluegrass State.

He found it in the honorable Kentucky Colonel.

The military title of "Colonel" had begun being used as an honorary title in the state by the late 1800s and by 1931 the now-famous Honorable Order of Kentucky Colonels had been formed.

The finger-lickin' Colonel Harlan D. Sanders himself was inducted in 1935.

Like Minutemen of Massachusetts and Sooners of Oklahoma, the Kentucky breed of Colonel was a unique symbol of the state and so Martin selected it to accompany the school color as Eastern's mascot.

Further cementing the connection with Eastern was the fact that Centre College's mascot was already the Colonel and a faction of that school had occupied the Richmond campus before Eastern's founding.

—Courtesy of The Eastern Progress



EKU unveiled a new set of athletic logos in the spring of 2006 and followed by designing a new mascot. The Colonel began sporting a new costume in 2013-14.

3/	vs. Simpson College (Iowa) <sup>2</sup>	W	64	42
3/	vs. Central Methodist <sup>2</sup>	W(OT)	50	48
3/16	vs. Pepperdine College <sup>2</sup>	L	34	52
3/17	vs. Southern Illinois <sup>2</sup>	W	56	49

<sup>1</sup> at Harlan, Ky.

<sup>2</sup> National Association of Intercollegiate Basketball (NAIB) Tournament (Kansas City, Mo.)

**1945-46**

**Record: 21-3**

**Coach: Rome Rankin**

Home: 9-0 Away: 8-2 Neutral: 4-1

Date	Opponent	W/L	EKU	OPP
12/3	BEREA COLLEGE	W	91	29
12/5	GEORGETOWN COLLEGE	W	60	27
12/8	vs. Bowling Green <sup>1</sup>	L	44	64
12/10	at Kentucky Wesleyan	W	74	53
12/28	vs. Hamline University <sup>2</sup>	W	55	45
12/29	vs. Kansas State <sup>2</sup>	W	54	47
1/5	at Xavier University	W	49	41
1/11	MURRAY STATE	W	71	66
1/14	at Western Kentucky	W	45	35
1/17	XAVIER UNIVERSITY	W	67	46
1/19	at Louisville	L	38	71
1/21	at Georgetown College	W	76	42
1/23	at Morehead State	W	63	62
1/26	at Berea College	W	78	41
1/30	KENTUCKY WESLEYAN	W	72	54
2/1	at Murray State	W	49	42
2/2	at Evansville	L	44	47
2/6	LOUISVILLE	W	60	49
2/9	EVANSVILLE	W	64	50
2/13	MOREHEAD STATE	W	46	41
2/16	WESTERN KENTUCKY	W	46	44
2/22	vs. Kentucky Wesleyan <sup>3</sup>	W	53	44
2/23	vs. Morehead State <sup>3</sup>	W	45	43
2/23	at Louisville <sup>3</sup>	W	66	51

<sup>1</sup> at Cincinnati Music Hall

<sup>2</sup> Kansas City Tournament

<sup>3</sup> Kentucky Intercollegiate Athletic Conference (KIAC) Tournament (Louisville, Ky.)

**1946-47**

**Record: 21-4**

**Coach: Paul S. McBrayer**

Home: 7-0 Away: 6-2 Neutral: 8-2

Date	Opponent	W/L	EKU	OPP
12/7	vs. Akron <sup>1</sup>	W	42	40
12/10	vs. Pepperdine <sup>2</sup>	W	54	49
12/13	at Georgetown College	W	59	40
12/20	vs. Baylor <sup>2</sup>	W	66	61
12/27	vs. Toronto <sup>2</sup>	W	68	31
1/1	vs. Tulsa <sup>2</sup>	W	57	32
1/4	at Kentucky Wesleyan	W	74	50
1/9	MURRAY STATE	W	57	52
1/11	at Centre College	W	43	29
1/15	MOREHEAD STATE	W	74	57
1/18	at Davis & Elkins College	W	96	38
1/20	at Murray State	L	43	45
1/22	GEORGETOWN COLLEGE	W	67	44
1/28	at Berea College	W	76	27
1/29	KENTUCKY WESLEYAN	W	61	48
1/31	at Morehead State	W	59	48
2/3	CENTRE COLLEGE	W	73	40
2/5	at Western Kentucky	L	47	81
2/11	vs. Manhattan <sup>2</sup>	L	56	62
2/13	BEREA COLLEGE	W	52	37
2/15	WESTERN KENTUCKY	W	49	46

2/20	vs. Transylvania <sup>3</sup>	W	68	38
2/21	vs. Murray State <sup>3</sup>	W	59	50
2/22	vs. Morehead State <sup>3</sup>	W	60	35
2/22	vs. Western Kentucky <sup>3</sup>	L	37	54

<sup>1</sup> at Cincinnati Music Hall

<sup>2</sup> at Louisville Armory

<sup>3</sup> Kentucky Intercollegiate Athletic Conference (KIAC) Tournament (Louisville, Ky.)

**1947-48**

**Record: 17-8**

**Coach: Paul S. McBrayer**

Home: 6-2 Away: 4-2 Neutral: 7-4

Date	Opponent	W/L	EKU	OPP
12/6	vs. Southern Methodist <sup>1</sup>	L	45	66
12/12	vs. Denver <sup>1</sup>	L	49	53
12/13	vs. Furman University <sup>2</sup>	W	73	49
12/17	LOUISVILLE	L	55	56
12/19	vs. Villanova <sup>1</sup>	W	56	54
12/22	at Murray State	W	46	43
12/26	vs. South Dakota <sup>1</sup>	W	70	49
12/27	vs. Furman University <sup>3</sup>	W	85	40
1/3	FRANKLIN COLLEGE	W	65	42
1/7	KENTUCKY WESLEYAN	W	63	47
1/9	vs. Valparaiso <sup>1</sup>	W	58	53
1/16	at Morehead State	W	53	48
1/17	MURRAY STATE	W	51	42
1/24	at Kentucky Wesleyan	W	67	57
1/28	at Louisville	L	62	73
1/31	WESTERN KENTUCKY	L	42	49
2/4	GEORGETOWN COLLEGE	W	76	40
2/7	at Berea College	W	58	45
2/11	BEREA COLLEGE	W	94	46
2/12	MOREHEAD STATE	W	72	53
2/14	vs. Indiana State <sup>1</sup>	W	59	51
2/21	at Western Kentucky	L	51	65
2/26	vs. Morehead State <sup>4</sup>	W	66	40
2/27	vs. Western Kentucky <sup>4</sup>	L	52	62
2/28	vs. Murray State <sup>4</sup>	L	77	78

<sup>1</sup> at Louisville Armory

<sup>2</sup> at Cincinnati Music Hall

<sup>3</sup> at Tampa, Fla.

<sup>4</sup> Kentucky Intercollegiate Athletic Conference (KIAC) Tournament (Louisville, Ky.)

**1948-49**

**Record: 17-4 (7-3 OVC)**

**Coach: Paul S. McBrayer**

Home: 7-1 Away: 8-2 Neutral: 2-1

Date	Opponent	W/L	EKU	OPP
11/27	INDIANA CENTRAL COLLEGE	W	65	55
12/4	at Dayton	W	48	40
12/10	KANSAS STATE	W	77	45
12/11	at Kentucky Wesleyan	W	81	53
12/15	WESTERN KENTUCKY*	L	53	56
12/18	EVANSVILLE*	W	85	63
12/28	at Toledo	W	57	53
12/29	at Toledo	W	42	40
12/30	at Geneva College	W	68	44
1/8	at Murray State*	W	65	42
1/11	MOREHEAD STATE*	W	65	31
1/15	MURRAY STATE*	W	43	40
1/20	at Evansville*	L	57	61
1/22	at Louisville*	L	52	66
1/29	at Western Kentucky*	W	42	40
2/2	KENTUCKY WESLEYAN	W	89	46
2/8	at Morehead State*	W	62	50
2/12	LOUISVILLE*	W	53	49

2/24	vs. Murray State <sup>1</sup>	W	73	41
2/26	vs. Western Kentucky <sup>1</sup>	L	54	70
2/26	vs. Morehead State <sup>1</sup>	W	64	44

\* Ohio Valley Conference Game

<sup>1</sup> Ohio Valley Conference Tournament (Louisville, Ky.)

**1949-50**

**Record: 16-6 (7-3 OVC)**

**Coach: Paul S. McBrayer**

**OVC Tournament Champions**

Home: 7-2 Away: 6-4 Neutral: 3-0

Date	Opponent	W/L	EKU	OPP
12/2	INDIANA CENTRAL	W	66	53
12/3	BELOIT COLLEGE	W	51	48
12/13	LOUISVILLE	W	62	54
12/14	EVANSVILLE*	W	67	62
12/16	at Bowling Green	W	64	55
12/17	at Toledo	L	52	59
12/28	at Beloit College	L	57	58
12/30	at Baldwin-Wallace College	W	57	54
1/4	at Morehead State*	W	50	43
1/7	at Western Kentucky*	L	61	86
1/9	MURRAY STATE*	W	59	50
1/14	at Marshall*	W	65	49
1/18	at Louisville	L	62	73
1/21	WESTERN KENTUCKY*	L	51	69
2/1	MOREHEAD STATE*	L	56	59
2/4	at Evansville*	W	72	66
2/6	at Murray State*	W	58	52
2/10	MARSHALL*	W	71	55
2/15	DAYTON	W	72	55
2/23	vs. Evansville <sup>1</sup>	W	54	52
2/24	vs. Marshall <sup>1</sup>	W(OT)	66	62
2/25	vs. Western Kentucky <sup>1</sup>	W	62	50

\* Ohio Valley Conference Game

<sup>1</sup> Ohio Valley Conference Tournament (Louisville, Ky.)

**1950-51**

**Record: 18-8 (8-3 OVC)**

**Coach: Paul S. McBrayer**

Home: 12-1 Away: 4-6 Neutral: 2-1

Date	Opponent	W/L	EKU	OPP
11/27	at Virginia Tech	W	57	50
12/1	INDIANA CENTRAL	W	80	46
12/7	BRIGHAM YOUNG	L	58	63
12/9	GENEVA COLLEGE	W	78	51
12/14	at North Carolina State	L(OT)	64	65
12/15	DAYTON	W	72	66
12/20	NORTH CAROLINA	W	85	62
12/23	at Toledo	L	62	63
12/29	MIAMI (OHIO)	W	70	60
12/30	BELOIT COLLEGE	W	73	64
1/3	MOREHEAD STATE*	W	55	49
1/6	at Evansville*	L	63	67
1/8	at Murray State*	W	60	59
1/12	at John Carroll University	W	90	71
1/13	TENNESSEE TECH*	W	67	46
1/17	MARSHALL*	W	87	61
1/24	at Dayton	L	60	76
1/27	MURRAY STATE*	W	60	51
1/31	at Morehead State*	L	74	84
2/3	WESTERN KENTUCKY*	W	84	70
2/10	at Marshall*	W	79	75
2/14	EVANSVILLE*	W	71	62
2/17	at Western Kentucky*	L	80	84
2/22	vs. Marshall <sup>1</sup>	W	91	54



2/23	vs. Evansville <sup>1</sup>	W	64	61
2/24	vs. Murray State <sup>1</sup>	L	83	92

\* Ohio Valley Conference Game

<sup>1</sup> Ohio Valley Conference Tournament (Louisville, Ky.)

**1951-52**

**Record: 13-11 (10-2 OVC)**

**Coach: Paul S. McBrayer**

Home: 9-2 Away: 4-8 Neutral: 0-1

Date	Opponent	W/L	EKU	OPP
11/26	XAVIER UNIVERSITY	W	85	54
11/29	at Evansville*	W	71	45
12/1	VIRGINIA TECH	W	95	43
12/8	MARSHALL*	W	78	73
12/12	LOUISVILLE	L	70	72
12/15	at North Carolina State	L	58	70
12/17	EVANSVILLE*	W	86	66
12/22	at Toledo	L	50	59
1/3	at Morehead State*	W	97	60
1/7	MURRAY STATE*	W	84	65
1/10	TENNESSEE TECH*	W	86	60
1/12	at La Salle University	L	56	77
1/14	at Seton Hall	L	52	69
1/16	at Dayton	L	73	90
1/19	at Western Kentucky*	L	63	69
1/26	at Murray State*	L	65	79
1/31	MOREHEAD STATE*	W	86	79
2/2	at Louisville	L	73	78
2/4	UNIVERSITY OF TAMPA	W	121	69
2/6	at Tennessee Tech*	W	63	52
2/9	WESTERN KENTUCKY*	W	73	62
2/14	DAYTON	L	59	60
2/16	at Marshall*	W	77	68
2/21	vs. Murray State <sup>1</sup>	L	59	69

\* Ohio Valley Conference Game

<sup>1</sup> Ohio Valley Conference Tournament (Louisville, Ky.)

**1952-53**

**Record: 16-9 (9-1 OVC)**

**Coach: Paul S. McBrayer**

**OVC Regular Season Champions  
NCAA Tournament**

Home: 10-1 Away: 5-6 Neutral: 1-2

Date	Opponent	W/L	EKU	OPP
11/29	GEORGETOWN COLLEGE	W	66	41
12/6	at Middle Tennessee*	W	73	67
12/8	at Tennessee Tech*	W	94	69
12/10	VIRGINIA TECH	W	83	42
12/13	at North Carolina State	L	75	88
12/17	at Dayton	L	62	72
12/27	BRIGHAM YOUNG	W	69	67
1/3	at Toledo	W	79	68
1/6	MIDDLE TENNESSEE*	W	101	63
1/10	LOUISVILLE	W	91	85
1/13	at Morehead State*	W	83	73
1/17	WESTERN KENTUCKY*	W	78	69
1/24	MURRAY STATE*	W	74	65
1/26	at Xavier University	L	68	80
1/31	at La Salle University	L	67	89
2/2	TENNESSEE TECH*	W	89	67
2/7	at Western Kentucky*	L	76	86
2/10	MOREHEAD STATE*	W	96	69
2/14	XAVIER UNIVERSITY	W	91	74
2/18	at Louisville	L	66	68
2/21	at Murray State*	W	96	68
2/26	DAYTON	L(OT)	68	73
2/27	vs. Murray State <sup>1</sup>	W	52	43
2/28	vs. Western Kentucky <sup>1</sup>	L	60	70



The 1952-53 Eastern Kentucky team was the first-ever to play in the NCAA tournament.

3/10	vs. Notre Dame <sup>2</sup>	L	57	72
------	-----------------------------	---	----	----

\* Ohio Valley Conference Game

<sup>1</sup> Ohio Valley Conference Tournament (Louisville, Ky.)

<sup>2</sup> NCAA Tournament (Fort Wayne, Ind.)

--- Leading Scorer ---

Elmer Tolson (Sr., F, 17.6 ppg)

**1953-54**

**Record: 7-16 (4-6 OVC)**

**Coach: Paul S. McBrayer**

Home: 2-5 Away: 3-8 Neutral: 2-3

Date	Opponent	W/L	EKU	OPP
11/28	at Centre College	W	78	55
12/1	MIDDLE TENNESSEE*	L	59	60
12/5	at Dayton	L	65	73
12/8	TENNESSEE TECH*	W	112	82
12/12	at North Carolina State	L	60	83
12/16	MOREHEAD STATE*	L	94	96
12/28	vs. Siena College <sup>1</sup>	W	74	58
12/29	vs. Western Kentucky <sup>1</sup>	L	78	81
12/30	vs. Xavier University <sup>1</sup>	L	67	86
1/2	at Toledo	L	81	89
1/9	at Louisville	L	70	86
1/16	at Western Kentucky*	L	78	122
1/18	XAVIER UNIVERSITY	L	63	79
1/23	at Murray State*	L	73	91
1/30	at Tennessee Tech*	W	90	61
2/1	at Middle Tennessee*	W	83	79
2/6	WESTERN KENTUCKY*	W	63	54
2/10	at Morehead State*	L	88	101
2/13	at Xavier University	L	61	78
2/20	MURRAY STATE*	L	86	93
2/25	vs. Middle Tennessee <sup>2</sup>	W	95	69
2/26	vs. Western Kentucky <sup>2</sup>	L	69	85
3/3	LOUISVILLE	L	77	93

<sup>1</sup> KIT (Louisville, Ky.)

\* Ohio Valley Conference Game

<sup>2</sup> Ohio Valley Conference Tournament (Louisville, Ky.)

--- Leading Scorer ---

Tom Holbrook (Sr., G, 17.8 ppg)

**1954-55**

**Record: 15-8 (6-4 OVC)**

**Coach: Paul S. McBrayer**

**OVC Tournament Champions**

Home: 8-1 Away: 4-7 Neutral: 3-0

Date	Opponent	W/L	EKU	OPP
12/1	CENTRE COLLEGE	W	87	48
12/4	at Louisville	L	77	89
12/6	at Tennessee Tech*	L(5OT)	80	85
12/11	at North Carolina State	L	53	66
12/13	XAVIER UNIVERSITY	W	60	46
12/20	at Virginia	W	84	74
12/27	vs. Western Kentucky <sup>1</sup>	W	84	81
12/28	at Louisville <sup>1</sup>	L	77	93
1/1	at Toledo	W	77	70
1/10	TENNESSEE TECH*	W	84	68
1/12	at Morehead State*	W(OT)	97	93
1/15	WESTERN KENTUCKY*	L	78	84
1/17	MIDDLE TENNESSEE*	W	108	84
1/22	at Xavier University	L	72	86
1/29	MURRAY STATE*	W	104	63
2/5	at Western Kentucky*	L	76	98
2/7	at Middle Tennessee*	W	109	69
2/9	LOUISVILLE	W(OT)	79	77
2/12	MOREHEAD STATE*	W	81	73
2/15	LOYOLA UNIVERSITY (LA.)	W	120	91
2/19	at Murray State*	L(OT)	77	83
2/25	vs. Morehead State <sup>2</sup>	W	91	76
2/26	vs. Murray State <sup>2</sup>	W	76	59

<sup>1</sup> KIT (Louisville, Ky.)

\* Ohio Valley Conference Game

<sup>2</sup> Ohio Valley Conference Tournament (Louisville, Ky.)

--- Leading Scorer ---

Jack Adams (Jr., F, 23.2 ppg)

**1955-56**

**Record: 9-16 (3-7 OVC)**

**Coach: Paul S. McBrayer**

Home: 4-4 Away: 3-10 Neutral: 2-2

Date	Opponent	W/L	EKU	OPP
12/1	UNION COLLEGE	W	116	88
12/3	MIDDLE TENNESSEE*	W	82	69
12/7	MOREHEAD STATE*	L	81	87
12/10	at North Carolina State	L	74	83
12/14	XAVIER UNIVERSITY	L	65	88

12/16	vs. Mississippi <sup>1</sup>	L	92	95
12/17	vs. Auburn <sup>1</sup>	W	93	71
12/27	vs. Bowling Green <sup>2</sup>	W	94	65
12/28	vs. Murray State <sup>2</sup>	L	87	98
12/29	at Louisville <sup>2</sup>	L	70	99
12/31	at Toledo	L	68	86
1/5	at Middle Tennessee*	W	88	75
1/7	at Tennessee Tech*	L	67	71
1/10	at Morehead State*	L	68	90
1/14	WESTERN KENTUCKY*	L	67	73
1/21	at Louisville	L	83	100
1/27	at Murray State*	L	74	85
1/28	at Loyola University Chicago	W	76	72
1/30	TENNESSEE TECH*	L	77	82
2/6	at Western Kentucky*	L(OT)	92	93
2/11	at Loyola University (La.)	W	80	69
2/18	MURRAY STATE*	W	97	89
2/21	LOUISVILLE	W	86	84
2/23	at Xavier University	L	72	93
2/25	at Dayton	L	76	90

<sup>1</sup>Blue-Gray Tournament (Montgomery, Ala.)

<sup>2</sup>KIT (Louisville, Ky.)

\*Ohio Valley Conference Game

--- Leading Scorer ---

Jack Adams (Sr., F, 22.7ppg)

**1956-57**

Record: 7-15 (4-6 OVC)

Coach: Paul S. McBrayer

Home: 5-5 Away: 2-10 Neutral: 0-0

Date	Opponent	W/L	EKU	OPP
12/4	LOUISVILLE	L	54	73
12/8	at Alabama	L	88	103
12/10	EVANSVILLE	W	84	81
12/17	at North Carolina State	L	73	90
1/5	at Tennessee Tech*	W	75	73
1/7	at Middle Tennessee*	W	63	62
1/12	at Western Kentucky*	L	71	91
1/16	at Louisville	L	67	104
1/18	at Cincinnati	L	82	90
1/19	at Dayton	L	61	81
1/26	MURRAY STATE*	L	66	85
1/28	at Evansville	L	80	95
1/31	QUANTICO MARINES	W(OT)	102	96
2/2	WESTERN KENTUCKY*	L	70	75
2/7	TOLEDO	W	90	66
2/11	TENNESSEE TECH*	W	115	97
2/14	MIAMI (OHIO)	L(OT)	86	87
2/16	at Murray State*	L	77	91
2/18	MIDDLE TENNESSEE*	W	109	104
2/20	at Wake Forest	L	76	101
2/23	MOREHEAD STATE*	L	95	100
2/28	at Morehead State*	L	75	92

\*Ohio Valley Conference Game

--- Leading Scorer ---

Larry Wood (So., G, 15.5 ppg)

**1957-58**

Record: 8-11 (3-7 OVC)

Coach: Paul S. McBrayer

Home: 7-2 Away: 1-9 Neutral: 0-0

Date	Opponent	W/L	EKU	OPP
12/9	VILLA MADONNA COLLEGE	W	82	51
12/12	at Murray State*	L	61	69

12/14	at North Carolina State	L	75	78
12/16	at East Tennessee State	W	61	51
12/28	at Louisville	L	55	78
1/6	TENNESSEE TECH*	L(OT)	52	53
1/11	WESTERN KENTUCKY*	L	80	89
1/15	at Morehead State*	L	73	83
1/18	at Loyola University Chicago	L	62	68
1/20	at Middle Tennessee*	L	76	77
1/22	MURRAY STATE*	W	72	64
2/1	at Dayton	L	48	75
2/5	LOUISVILLE	W	75	62
2/8	at Tennessee Tech*	L	62	64
2/10	MIDDLE TENNESSEE*	W	72	67
2/20	MOREHEAD STATE*	W	91	72
2/22	at Western Kentucky*	L	70	100
2/26	EAST TENNESSEE STATE	W	76	56
3/1	LOYOLA UNIVERSITY (LA.)	W	77	65

\*Ohio Valley Conference Game

--- Leading Scorer ---

Larry Wood (Jr., G, 16.6 ppg)

**1958-59**

Record: 16-6 (10-2 OVC)

Coach: Paul S. McBrayer

OVC Regular Season Champions

NCAA Tournament

Home: 9-0 Away: 7-5 Neutral: 0-1

Date	Opponent	W/L	EKU	OPP
12/1	at Miami (Ohio)	W	78	73
12/4	VILLA MADONNA COLLEGE	W	93	65
12/8	at Marshall	L	82	88
12/15	BELLARMINE COLLEGE	W	80	73
12/18	LOYOLA UNIVERSITY CHICAGO	W	64	59
12/20	at Dayton	L	68	69
1/3	at Western Kentucky*	L	75	76
1/5	EAST TENNESSEE STATE*	W	101	72
1/7	at Louisville	L	75	86
1/12	at Murray State*	W	77	69
1/15	MIDDLE TENNESSEE*	W	93	66
1/19	at Tennessee Tech*	W	81	75
1/22	MOREHEAD STATE*	W	86	67
2/2	at Middle Tennessee*	W	80	64
2/5	TENNESSEE TECH*	W	72	69
2/10	at Morehead State*	W	95	77
2/14	MURRAY STATE*	W	88	55
2/18	WESTERN KENTUCKY*	W	72	70
2/26	at East Tennessee State*	L	80	95
2/28	at North Carolina State	W	71	69
3/2	at Loyola University (La.)	W	72	63
3/11	vs. Louisville <sup>1</sup>	L	63	77

<sup>1</sup>NCAA Tournament (Lexington, Ky.)

\*Ohio Valley Conference Game

--- Leading Scorer ---

Dale Moore (Sr., F, 19.7 ppg)

**1959-60**

Record: 14-8 (9-3 OVC)

Coach: Paul S. McBrayer

Home: 9-0 Away: 3-7 Neutral: 2-1

Date	Opponent	W/L	EKU	OPP
12/5	MIAMI (OHIO)	W	85	75
12/10	at Louisville	L	67	75
12/12	MARSHALL	W	90	82
12/28	vs. Hamline University <sup>1</sup>	W	86	73

12/29	vs. Louisiana Tech <sup>1</sup>	W	74	65
12/30	vs. Northwestern State <sup>1</sup>	L	59	60
1/4	at East Tennessee State*	W(20T)	92	89
1/9	WESTERN KENTUCKY*	W	80	73
1/11	MURRAY STATE*	W	84	69
1/14	at Middle Tennessee*	W	88	69
1/18	TENNESSEE TECH*	W	76	67
1/21	at Morehead State*	W	106	80
1/23	at North Carolina State	L	50	58
1/30	MIDDLE TENNESSEE*	W	100	72
2/6	at Tennessee Tech*	L	73	80
2/11	MOREHEAD STATE*	W	89	72
2/13	at Murray State*	L	54	73
2/16	at Western Kentucky*	L(F)	20	38
2/22	at Marshall	L	79	86
2/25	EAST TENNESSEE STATE*	W	108	79
2/27	at Dayton	L	51	64
3/3	LOUISVILLE	W	81	63

<sup>1</sup>Gulf-South Classic (Shreveport, La.)

(F) Forfeit

\*Ohio Valley Conference Game

--- Leading Scorer ---

Carl Cole (Jr., F, 18.3 ppg)

**1960-61**

Record: 15-9 (9-3 OVC)

Coach: Paul S. McBrayer

OVC Regular Season Co-Champions

Home: 10-0 Away: 5-8 Neutral: 0-1

Date	Opponent	W/L	EKU	OPP
12/1	GEORGETOWN COLLEGE	W	71	63
12/5	MARSHALL	W	84	67
12/10	at St. Bonaventure	L	69	78
12/20	ST. MARY'S UNIV. (TEXAS)	W	96	62
12/29	at Texas A&M	L	57	76
12/30	at Texas Tech	W	78	66
1/2	EAST TENNESSEE STATE*	W	95	80
1/4	at Louisville	L	69	70
1/7	at Western Kentucky*	L	76	88
1/9	at Murray State*	W	75	73
1/14	MIDDLE TENNESSEE*	W	90	63
1/26	at Middle Tennessee*	W	67	57
1/27	at Tennessee Tech*	L	84	86
2/4	TENNESSEE TECH*	W	94	68
2/8	LOUISVILLE	W	80	74
2/11	MURRAY STATE*	W	110	77
2/13	WESTERN KENTUCKY*	W	81	72
2/17	at East Tennessee State*	W	85	67
2/20	at Miami (Ohio)	L	81	96
2/23	at Marshall	W	70	58
2/25	at Dayton	L	71	79
2/28	at Morehead State*	L	73	90
3/4	MOREHEAD STATE*	W	67	54
3/6	vs. Morehead State <sup>1</sup>	L	54	55

\*Ohio Valley Conference Game

<sup>1</sup>Ohio Valley Conference Playoff Game (Lexington Ky.)

---Leading Scorer---

Carl Cole (Sr., F, 19.3 ppg)



**1961-62**

**Record: 11-6 (7-5 OVC)**  
**Coach: Paul S. McBrayer,**  
**James E. Baechtold**

Home: 8-2 Away: 3-4 Neutral: 0-0

Date	Opponent	W/L	EKU	OPP
12/9	TRANSYLVANIA UNIVERSITY	W	87	78
12/14	NORTHWESTERN STATE	W	102	77
12/18	PHILLIPS 66 <sup>ERS</sup>	W	105	80
1/4	NEW MEXICO STATE	W	66	54
1/8	MURRAY STATE*	L	80	82
1/13	at East Tennessee State*	W	87	68
1/20	at Dayton	L	66	97
1/27	WESTERN KENTUCKY*	L	92	96
2/1	MOREHEAD STATE* <sup>1</sup>	W	93	85
2/3	at Middle Tennessee*	W	64	56
2/7	TENNESSEE TECH*	W	84	72
2/10	at Murray State*	L	66	75
2/17	at Tennessee Tech*	L	58	67
2/21	MIDDLE TENNESSEE*	W	113	69
2/24	at Western Kentucky*	L	74	88
3/3	EAST TENNESSEE STATE*	W	95	74
3/5	at Morehead State*	W	68	66

\* Ohio Valley Conference Game

<sup>1</sup> James Baechtold's first game as EKU head coach

--- Leading Scorer ---  
 Jim Werk (Jr., F, 17.2 ppg)

**1962-63**

**Record: 9-12 (6-6 OVC)**  
**Coach: James E. Baechtold**

Home: 4-5 Away: 3-7 Neutral: 2-0

Date	Opponent	W/L	EKU	OPP
12/3	MIAMI (OHIO)	L	64	65
12/8	at Dayton	L	67	79
12/10	at Toledo	L	55	63
12/17	WITTENBERG UNIVERSITY	W(3OT)	65	63
12/27	vs. Texas Christian <sup>1</sup>	W	69	65
12/28	vs. Southern Mississippi <sup>1</sup>	W	73	68
12/29	at Centenary College <sup>1</sup>	L	74	87
1/2	at Louisville	L	70	79
1/5	at Western Kentucky*	W	79	69
1/7	at Murray State*	L	78	89
1/12	EAST TENNESSEE STATE*	L	81	83
1/26	at Tennessee Tech*	W	87	82



The 1964-65 team scored 100 points five times on the way to the OVC title.

1/29	at Morehead State*	L	72	77
2/2	MIDDLE TENNESSEE*	W	116	81
2/9	MURRAY STATE*	L	88	91
2/16	TENNESSEE TECH*	W	74	64
2/20	at Middle Tennessee*	L	71	78
2/23	WESTERN KENTUCKY*	L	77	94
2/26	MOREHEAD STATE*	W	101	84
3/2	at East Tennessee State*	W	77	68
3/6	LOUISVILLE	L	78	96

<sup>1</sup> Gulf South Classic (Shreveport, La.)

\* Ohio Valley Conference Game

--- Leading Scorer ---  
 Ron Pickett (Sr., C, 16.9 ppg)

**1963-64**

**Record: 15-9 (9-5 OVC)**

**Coach: James E. Baechtold**

Home: 8-2 Away: 5-7 Neutral: 2-0

Date	Opponent	W/L	EKU	OPP
12/2	at Campbellsville College	W	90	75
12/4	LOUISVILLE	W	78	65
12/7	DAYTON	L	72	83
12/11	MARSHALL	W	85	73
12/19	at Syracuse	W	90	72
12/21	at St. Bonaventure	L	63	87
12/27	vs. William & Mary <sup>1</sup>	W(OT)	61	55
12/28	vs. Richmond <sup>1</sup>	W	77	62
1/6	WESTERN KENTUCKY*	W	70	65
1/9	AUSTIN PEAY*	W(OT)	69	60
1/13	MURRAY STATE*	W	67	63
1/18	at East Tennessee State*	L(OT)	83	85
1/25	at Louisville	L	60	80
2/1	at Tennessee Tech*	W	86	63
2/4	MOREHEAD STATE*	L	73	77
2/8	at Marshall	L	73	85
2/13	at Middle Tennessee*	L	73	83
2/15	at Murray State*	L	87	93
2/18	TENNESSEE TECH*	W	88	72
2/21	MIDDLE TENNESSEE*	W	97	86
2/24	at Austin Peay*	L	67	77
2/29	at Western Kentucky*	W	90	69
3/3	at Morehead State*	W	71	66
3/7	EAST TENNESSEE STATE*	W	94	62

<sup>1</sup> Watauga Invitational (Johnson City, Tenn.)

\* Ohio Valley Conference Game

--- Leading Scorer ---  
 Ed Bodkin (So., F, 16.5 ppg)

**1964-65**

**Record: 19-6 (13-1 OVC)**

**Coach: James E. Baechtold**  
**OVC Regular Season Champions**  
**NCAA Tournament**

Home: 11-0 Away: 7-4 Neutral: 1-2

Date	Opponent	W/L	EKU	OPP
12/2	TRANSYLVANIA UNIVERSITY	W	72	52
12/5	at Dayton	L	71	73
12/9	MARSHALL	W	94	66
12/14	SYRACUSE	W	79	69
12/21	vs. Austin Peay <sup>1</sup>	W	100	81
12/22	vs. Western Kentucky <sup>1</sup>	L	73	82
12/30	at Kentucky Wesleyan	L	83	84
1/4	at Morehead State*	W	82	77
1/9	AUSTIN PEAY*	W	103	76

1/11	MIDDLE TENNESSEE*	W	99	69
1/16	at Western Kentucky*	W	95	70
1/18	at Murray State*	L	84	86
1/23	KENTUCKY WESLEYAN	W	85	73
1/30	at East Tennessee State*	W	93	81
2/1	TENNESSEE TECH*	W	108	90
2/6	at Middle Tennessee*	W	95	83
2/8	at Austin Peay*	W	69	64
2/13	MURRAY STATE*	W	103	73
2/15	WESTERN KENTUCKY*	W	80	69
2/20	EAST TENNESSEE STATE*	W	74	68
2/22	at Tennessee Tech*	W	99	81
2/27	MOREHEAD STATE*	W	100	85
3/1	at Miami (Ohio)	L	68	82
3/3	at Marshall	W	94	92
3/9	vs. DePaul <sup>2</sup>	L	52	99

<sup>1</sup> Ohio Valley Conference Tournament (Louisville, Ky.)

\* Ohio Valley Conference Game

<sup>2</sup> NCAA Tournament (Bowling Green, Ky.)

--- Leading Scorer ---  
 Ed Bodkin (Jr., F, 22.4 ppg)

**1965-66**

**Record: 16-9 (9-5 OVC)**

**Coach: James E. Baechtold**

Home: 9-3 Away: 4-4 Neutral: 3-2

Date	Opponent	W/L	EKU	OPP
12/1	TRANSYLVANIA UNIVERSITY	W	91	54
12/4	DAYTON	L	69	72
12/11	at Marshall	L	75	88
12/16	CENTRAL MISSOURI	W	105	69
12/20	vs. Austin Peay <sup>1</sup>	W	86	85
12/21	vs. Murray State <sup>1</sup>	W	79	73
12/22	vs. Western Kentucky <sup>1</sup>	L	67	83
12/27	vs. William & Mary <sup>2</sup>	L	64	76
12/28	vs. Harvard <sup>2</sup>	W	90	76
1/3	MOREHEAD STATE*	W	74	64
1/8	at Austin Peay*	W	101	96
1/10	at Middle Tennessee*	W	98	80
1/15	MURRAY STATE*	L(OT)	78	79
1/17	WESTERN KENTUCKY*	L	88	107
1/29	at Tennessee Tech*	L	93	103
1/31	EAST TENNESSEE STATE*	W	83	62
2/5	at Morehead State*	W	81	79
2/9	MARSHALL	W	93	86
2/12	MIDDLE TENNESSEE*	W	70	66
2/14	AUSTIN PEAY*	W	94	65
2/19	at Murray State*	L	91	101
2/21	at Western Kentucky*	L	67	72
2/26	TENNESSEE TECH*	W	97	77
2/28	at East Tennessee State*	W	75	69
3/2	MIAMI (OHIO)	W	59	52

<sup>1</sup> Ohio Valley Conference Tournament (Louisville, Ky.)

<sup>2</sup> Motor City Classic (Detroit, Mich.)

\* Ohio Valley Conference Game

--- Leading Scorer ---  
 Ed Bodkin (Sr., F, 25.2 ppg)

**1966-67**

**Record: 5-18 (2-12 OVC)**

**Coach: James E. Baechtold**

Home: 3-7 Away: 1-10 Neutral: 1-1

Date	Opponent	W/L	EKU	OPP
12/1	TRANSYLVANIA UNIVERSITY	W	113	89
12/7	MARSHALL	L	88	99
12/10	at Dayton	L	82	104
12/16	at Virginia Tech <sup>1</sup>	L	77	99
12/17	vs. Florida State <sup>1</sup>	W	81	59
12/19	vs. East Tennessee State <sup>2</sup>	L	78	87
1/4	at Marshall	L	83	112
1/7	AUSTIN PEAY*	L	62	71
1/9	MURRAY STATE*	L	76	86
1/14	at Western Kentucky*	L	71	112
1/16	at Middle Tennessee*	L	74	78
1/21	NORTHERN ILLINOIS	W	102	85
1/28	at East Tennessee State*	L	72	79
2/4	at Morehead State*	L	75	91
2/6	TENNESSEE TECH*	L	74	90
2/11	at Murray State*	W	78	77
2/13	at Austin Peay*	L	70	94
2/18	MIDDLE TENNESSEE*	W	93	73
2/20	WESTERN KENTUCKY*	L	62	71
2/25	EAST TENNESSEE STATE*	L(OT)	84	87
2/27	at Tennessee Tech*	L	91	111
3/1	at Miami (Ohio)	L(OT)	73	84
3/4	MOREHEAD STATE*	L	77	90

<sup>1</sup> Virginia Tech Invitational (Blacksburg, Va.)

<sup>2</sup> Ohio Valley Conference Tournament (Louisville, Ky.)

\* Ohio Valley Conference Game

--- Leading Scorer ---

Garfield Smith (Jr., C, 17.8 ppg)

**1967-68**

**Record: 10-14 (6-8 OVC)**

**Coach: Guy Strong**

Home: 6-4 Away: 4-9 Neutral: 0-1

Date	Opponent	W/L	EKU	OPP
12/1	vs. East Tennessee State <sup>1</sup>	L	50	64
12/9	DAYTON	W	76	75
12/13	MARSHALL	W	76	73
12/15	at University of Tampa	W	95	89
12/16	at Miami (Fla.)	L	87	93
12/28	at Ball State	W	95	66
1/6	at Austin Peay*	W	88	83
1/8	at Murray State*	L	67	71
1/13	WESTERN KENTUCKY*	W	99	69
1/15	MIDDLE TENNESSEE*	W	98	76
1/17	at Virginia Tech	L	74	84
1/20	at Marshall	L	71	86
1/27	EAST TENNESSEE STATE*	L	63	79
1/29	at Saint Francis University (Pa.)	L	75	90
2/3	at Morehead State*	L	80	89
2/5	at Tennessee Tech*	W	67	64
2/10	MURRAY STATE*	L	66	68
2/12	AUSTIN PEAY*	W	91	79
2/17	at Middle Tennessee*	L	81	83
2/19	at Western Kentucky*	L	76	79
2/24	at East Tennessee State*	L	67	70

2/26	TENNESSEE TECH*	L	76	77
2/28	MIAMI (OHIO)	L(3OT)	82	84
3/2	MOREHEAD STATE*	W	94	84

<sup>1</sup> Ohio Valley Conference Tournament (Louisville, Ky.)

\* Ohio Valley Conference Game

--- Leading Scorer ---

Bobby Washington (Jr., G, 18.0 ppg)

**1968-69**

**Record: 13-9 (7-7 OVC)**

**Coach: Guy Strong**

Home: 9-3 Away: 4-6 Neutral: 0-0

Date	Opponent	W/L	EKU	OPP
11/30	BALL STATE	W	99	75
12/7	at Canisius College	W	72	65
12/11	MARSHALL	W	100	95
12/14	MOREHEAD STATE*	L	60	73
12/18	TRANSYLVANIA UNIVERSITY	W	78	49
12/28	at Dayton	L	76	85
1/4	AUSTIN PEAY*	L	67	73
1/6	MURRAY STATE*	L	77	78
1/11	at Western Kentucky*	L	60	73
1/13	at Middle Tennessee*	W	90	89
1/18	at East Tennessee State*	W	70	69
1/20	TENNESSEE TECH*	W	87	71
1/22	VIRGINIA TECH	W	73	65
1/30	at Marshall	L	79	81
2/3	SAINT FRANCIS UNIV. (PA.)	W	92	72
2/8	at Morehead State*	L	65	77
2/10	WESTERN KENTUCKY*	W	85	77
2/15	at Murray State*	L	78	80
2/17	at Austin Peay*	W	91	82
2/22	MIDDLE TENNESSEE*	W	93	89
3/1	EAST TENNESSEE STATE*	W	82	77
3/3	at Tennessee Tech*	L	87	92

\* Ohio Valley Conference Game

--- Leading Scorer ---

Bobby Washington (Sr., G, 20.1 ppg)

**1969-70**

**Record: 12-10 (8-6 OVC)**

**Coach: Guy Strong**

Home: 9-3 Away: 3-7 Neutral: 0-0

Date	Opponent	W/L	EKU	OPP
12/1	at Michigan State	L	85	89
12/6	WESTERN CAROLINA	W	101	73
12/10	at La Salle University	L	82	84
12/13	DAYTON	L	63	67
12/15	at Morehead State*	W	87	79
12/18	GEORGIA SOUTHERN	W	97	79
1/3	at Austin Peay*	W	112	96
1/5	at Murray State*	L	63	87
1/10	WESTERN KENTUCKY*	L	83	86
1/12	MIDDLE TENNESSEE*	W	88	78
1/17	EAST TENNESSEE STATE*	L	73	77
1/19	at Tennessee Tech*	L	93	94
1/21	at Virginia Tech	L	74	91
2/2	CANISIUS COLLEGE	W	96	67
2/7	MOREHEAD STATE*	W	70	69
2/9	at Western Kentucky*	L	77	88
2/14	MURRAY STATE*	W	79	78
2/16	AUSTIN PEAY*	W	97	83
2/21	at Middle Tennessee*	L	68	74
2/23	VIRGINIA COMMONWEALTH	W	84	78

2/28	at East Tennessee State*	W	88	85
3/2	TENNESSEE TECH*	W	104	80

\* Ohio Valley Conference Game

--- Leading Scorer ---

Willie Woods (Sr., F, 18.0 ppg)

**1970-71**

**Record: 16-8 (10-4 OVC)**

**Coach: Guy Strong**

Home: 10-3 Away: 5-4 Neutral: 1-1

Date	Opponent	W/L	EKU	OPP
12/1	BEREA COLLEGE	W	111	77
12/5	at Kansas	L	65	79
12/7	HOWARD PAYNE UNIVERSITY	L	89	96
12/10	SAINT FRANCIS UNIV. (PA.)	W	91	87
12/12	VIRGINIA COMMONWEALTH	W	107	80
12/17	WESTERN CAROLINA	W	89	83
12/28	vs. Weber State <sup>1</sup>	L	76	83
12/29	vs. Portland State <sup>1</sup>	W	80	70
1/2	MURRAY STATE*	L	74	81
1/4	AUSTIN PEAY*	W	115	89
1/9	at Western Kentucky*	L	64	83
1/11	at Middle Tennessee*	W	88	64
1/16	at East Tennessee State*	L	64	70
1/18	TENNESSEE TECH*	W	79	67
1/20	VIRGINIA TECH	W	86	79
2/2	at Dayton	L	86	110
2/6	MOREHEAD STATE*	W	90	62
2/13	at Austin Peay*	W	99	72
2/15	at Murray State*	W	82	81
2/20	MIDDLE TENNESSEE*	W	65	60
2/22	WESTERN KENTUCKY*	L(2OT)	93	94
2/27	EAST TENNESSEE STATE*	W	85	78
3/1	at Tennessee Tech*	W	95	91
3/4	at Morehead State*	W	76	74

<sup>1</sup> Evansville Invitational (Evansville, Ind.)

\* Ohio Valley Conference Game

--- Leading Scorer ---

George Bryant (Jr., G, 24.7 ppg)

**1971-72**

**Record: 15-11 (9-5 OVC)**

**Coach: Guy Strong**

**OVC Regular Season Co-Champions**

**NCAA Tournament**

Home: 8-2 Away: 4-8 Neutral: 3-1

Date	Opponent	W/L	EKU	OPP
12/1	SOUTHWESTERN LOUISIANA	W	105	99
12/4	at Florida State	L	83	96
12/9	at Saint Francis University (Pa.)	L	74	96
12/13	DAYTON	W	98	91
12/27	vs. Texas Tech <sup>1</sup>	W	95	92
12/29	vs. Santa Clara University <sup>1</sup>	W	89	85
12/30	at Oklahoma City University <sup>1</sup>	W	83	78
1/6	at Southwestern Louisiana	L	80	87
1/10	ORAL ROBERTS	L	96	102
1/15	at Austin Peay*	W	93	90
1/17	at Murray State*	L	69	72
1/22	MIDDLE TENNESSEE*	W	85	43
1/24	WESTERN KENTUCKY*	W	96	78
1/29	at Tennessee Tech*	W	104	93
1/31	EAST TENNESSEE STATE*	L	66	68
2/5	at Morehead State*	L	93	94
2/12	MURRAY STATE*	W	74	72



The 1971-72 Colonels defeated Morehead State in an OVC playoff game, earning the right to advance to the program's fourth NCAA Tournament.

2/14	AUSTIN PEAY*	W	104	87
2/19	at Western Kentucky*	L	88	93
2/21	at Middle Tennessee*	W(2OT)	92	91
2/26	at East Tennessee State*	L(OT)	86	89
2/28	TENNESSEE TECH*	W	95	78
3/4	MOREHEAD STATE*	W	121	91
3/6	at Virginia Tech	L	75	103
3/8	vs. Morehead State <sup>2</sup>	W	98	86
3/11	vs. Florida State <sup>3</sup>	L	81	83

<sup>1</sup> All-College Tournament (Oklahoma City, Okla.)

\* Ohio Valley Conference Game

<sup>2</sup> Ohio Valley Conference Playoff Game (Frankfort, Ky.)

<sup>3</sup> NCAA Tournament (Knoxville, Tenn.)

--- Leading Scorer ---

Charlie Mitchell (Jr., F, 22.7 ppg)

**1972-73**

**Record: 12-13 (7-7 OVC)**

**Coach: Guy Strong**

Home: 7-4 Away: 4-7 Neutral: 1-2

Date	Opponent	W/L	EKU	OPP
11/27	CENTRE COLLEGE	W	84	60
12/1	at Kansas State	L	59	87
12/4	vs. Florida State <sup>1</sup>	L	70	87
12/9	VIRGINIA COMMONWEALTH	W	96	86
12/11	MOREHEAD STATE*	W	90	85
12/21	at Virginia Commonwealth	L	66	69
12/29	vs. Montana State <sup>2</sup>	L	84	92
12/30	vs. St. Mary's College (Calif.) <sup>3</sup>	W	114	95
1/3	at Dayton	W	74	70
1/6	at Marshall	L	72	83
1/13	MURRAY STATE*	L	70	75
1/15	AUSTIN PEAY*	L	87	88
1/20	at Western Kentucky*	W	70	63
1/22	at Middle Tennessee*	W	80	77
1/27	EAST TENNESSEE STATE*	W	66	61
1/29	TENNESSEE TECH*	W	77	66
2/3	MARSHALL	L	76	100
2/5	VIRGINIA TECH	W	81	72
2/10	at Austin Peay*	L	88	96
2/12	at Murray State*	L	79	83
2/17	MIDDLE TENNESSEE*	W	74	58
2/19	WESTERN KENTUCKY*	L	71	77
2/24	at Tennessee Tech*	L	76	104

2/26	at East Tennessee State*	W	77	72
3/3	at Morehead State*	L	84	92

<sup>1</sup> Freedom Hall (Louisville, Ky.)

\* Ohio Valley Conference Game

<sup>2</sup> Oral Roberts Classic (Tulsa, Okla.)

--- Leading Scorer ---

Charles Mitchell (Sr., F, 22.6 ppg)

**1973-74**

**Record: 8-15 (6-8 OVC)**

**Coach: Bob Mulcahy**

Home: 5-5 Away: 3-9 Neutral: 0-1

Date	Opponent	W/L	EKU	OPP
12/1	INDIANA STATE	W	86	82
12/5	at Maryland	L	57	106
12/10	FLORIDA STATE	L	60	93
12/17	at Oral Roberts	L	70	80
12/27	at Louisville <sup>1</sup>	L	75	91
12/28	vs. South Carolina <sup>1</sup>	L	58	73
1/3	at Virginia Tech	L	65	92
1/5	at Marshall	L	60	63
1/12	at Murray State*	W(OT)	72	70
1/14	at Austin Peay*	W	71	64
1/19	WESTERN KENTUCKY*	L	63	64
1/21	MIDDLE TENNESSEE*	W	73	70
1/26	at Tennessee Tech*	L	75	80
1/28	EAST TENNESSEE STATE*	W(2OT)	75	72
2/2	at Morehead State*	L	83	91
2/4	MARSHALL	W	83	77
2/9	AUSTIN PEAY*	L	81	100
2/11	MURRAY STATE*	W	71	69
2/16	at Middle Tennessee*	L	68	90
2/18	at Western Kentucky*	L	74	89
2/23	at East Tennessee State*	W	87	67
2/25	TENNESSEE TECH*	L	56	62
3/2	MOREHEAD STATE*	L	69	78

<sup>1</sup> Citizens Fidelity Classic (Louisville, Ky.)

\* Ohio Valley Conference Game

--- Leading Scorer ---

Carl Brown (So., G, 17.1 ppg)

**1974-75**

**Record: 7-18 (3-11 OVC)**

**Coach: Bob Mulcahy**

Home: 7-6 Away: 0-12 Neutral: 0-0

Date	Opponent	W/L	EKU	OPP
12/2	BAPTIST COLLEGE	W	106	82
12/4	LOUISIANA TECH	W	74	70
12/7	at Indiana State	L	70	97
12/11	at Louisiana Tech	L	77	83
12/14	MORRIS HARVEY COLLEGE	W	85	80
12/21	at Marshall	L	89	102
12/23	at Georgetown University	L	69	79
1/4	at Florida State	L	75	107
1/8	MARSHALL	W	79	78
1/11	AUSTIN PEAY*	L	73	85
1/13	MURRAY STATE*	W	104	95
1/15	DAYTON	L	65	73
1/18	at Middle Tennessee*	L	70	91
1/20	at Western Kentucky*	L	82	107
1/25	EAST TENNESSEE STATE*	W	91	82
1/27	at Tennessee Tech*	L	71	86
2/1	MOREHEAD STATE*	W	86	82
2/3	VIRGINIA TECH	L	81	90
2/8	at Murray State*	L	69	70
2/10	at Austin Peay*	L	74	88
2/15	WESTERN KENTUCKY*	L	75	84
2/17	MIDDLE TENNESSEE*	L	77	83
2/22	TENNESSEE TECH*	L	85	90
2/24	at East Tennessee State*	L	91	97
3/1	at Morehead State*	L	66	81

\* Ohio Valley Conference Game

--- Leading Scorer ---

Carl Brown (Jr., G, 18.8 ppg)

**1975-76**

**Record: 10-15 (6-8 OVC)**

**Coach: Bob Mulcahy**

Home: 6-4 Away: 3-10 Neutral: 1-1

Date	Opponent	W/L	EKU	OPP
11/29	UNC CHARLOTTE	L	80	96
12/2	at Marshall	L	71	75
12/6	FLORIDA STATE	L	59	65
12/9	at Dayton	L	59	68
12/20	at Morris Harvey College	W	67	61
12/27	at Oklahoma City University <sup>1</sup>	W	74	62
12/29	vs. Long Island <sup>1</sup>	L	68	87
12/30	vs. Utah State <sup>1</sup>	W	76	69
1/7	MOREHEAD STATE*	W	63	62
1/10	at Cincinnati	L	66	73
1/17	at Murray State*	L	85	87
1/19	at Austin Peay*	L	59	76
1/24	WESTERN KENTUCKY*	L	74	78
1/26	MIDDLE TENNESSEE*	W	62	57
1/31	at Tennessee Tech*	W	92	87
2/2	EAST TENNESSEE STATE*	W	93	90
2/4	TENNESSEE TECH*	L	82	86
2/7	at Morehead State*	L	53	72
2/9	MARSHALL	W	104	78
2/14	AUSTIN PEAY*	W	86	85
2/16	MURRAY STATE*	W	84	76
2/21	at Middle Tennessee*	L	75	95
2/23	at Western Kentucky*	L	77	89

2/28	at East Tennessee State*	L	64	75
3/4	at Morehead State <sup>2</sup>	L	65	75

<sup>1</sup> All-College Tournament (Oklahoma City, Okla.)  
\* Ohio Valley Conference Game  
<sup>2</sup> Ohio Valley Conference Tournament

--- Leading Scorer ---  
Carl Brown (Sr., F, 18.6 ppg)

**1976-77**  
**Record: 8-16 (3-11 OVC)**  
**Coach: Ed Byhre**

Date	Opponent	W/L	EKU	OPP
12/1	at UNC Charlotte	L	62	104
12/4	MORRIS HARVEY COLLEGE	W	85	79
12/6	DAYTON	L	69	76
12/11	ROBERT MORRIS UNIVERSITY	W	80	61
12/17	at Toledo <sup>1</sup>	L	62	78
12/18	vs. Marshall <sup>1</sup>	W	97	93
1/3	at Robert Morris University	L	62	78
1/8	AUSTIN PEAY*	L	74	80
1/10	MURRAY STATE*	L	70	71
1/15	at Middle Tennessee*	L	71	86
1/17	at Western Kentucky*	L	82	93
1/22	EAST TENNESSEE STATE*	L	81	85
1/24	at Tennessee Tech*	W	85	65
1/29	MOREHEAD STATE*	L	49	59
2/1	CLEVELAND STATE	W	67	65
2/5	at Murray State*	L	81	89
2/7	at Austin Peay*	L	81	89
2/9	CINCINNATI	L	60	78
2/12	MIDDLE TENNESSEE*	L	66	71
2/14	WESTERN KENTUCKY*	L	76	85
2/16	MARSHALL	W	81	79
2/19	TENNESSEE TECH*	W	78	66
2/21	at East Tennessee State*	W	66	65
2/26	at Morehead State*	L(OT)	72	74

<sup>1</sup> Toledo Blade Classic (Toledo, Ohio)  
\* Ohio Valley Conference Game

--- Leading Scorer ---  
Dave Bootcheck (Fr., C, 19.7 ppg)

**1977-78**  
**Record: 15-11 (8-6 OVC)**  
**Coach: Ed Byhre**

Date	Opponent	W/L	EKU	OPP
11/26	NORTHERN KENTUCKY	W	80	73
11/28	at Minnesota	L	59	61
12/3	TOLEDO	L	75	86
12/5	at Dayton	L	70	83
12/7	URBANA COLLEGE	W	89	75
12/12	at Cincinnati	L	58	73
12/17	GEORGIA COLLEGE	W	107	65
12/19	at Cleveland State	W	84	78
12/26	at Marquette <sup>1</sup>	L	73	90
12/27	vs. Army <sup>1</sup>	W	79	71
1/7	WESTERN KENTUCKY*	W(OT)	85	79
1/9	MIDDLE TENNESSEE*	L	86	93
1/12	INDIANA UNIV. SOUTHEAST	W	89	68
1/14	at Austin Peay*	L	85	113
1/16	at Murray State*	W	63	60
1/21	at Tennessee Tech*	W	73	62
1/23	EAST TENNESSEE STATE*	L	69	75

1/28	at Morehead State*	W	66	60
1/30	WILMINGTON COLLEGE	W	102	76
2/4	at Middle Tennessee*	L(OT)	73	74
2/6	at Western Kentucky*	W(OT)	78	74
2/11	AUSTIN PEAY*	W	81	73
2/13	MURRAY STATE*	L	76	80
2/18	at East Tennessee State*	L(2OT)	68	70
2/20	TENNESSEE TECH*	W	78	64
2/25	MOREHEAD STATE*	W	72	68

<sup>1</sup> Milwaukee Classic (Milwaukee, Wis.)  
\* Ohio Valley Conference Game

--- Leading Scorer ---  
Lovell Joiner (Jr., F, 17.4 ppg)

**1978-79**  
**Record: 21-8 (9-3 OVC)**  
**Coach: Ed Byhre**  
**OVC Regular Season Champions**  
**OVC Tournament Champions**  
**NCAA Tournament**

Date	Opponent	W/L	EKU	OPP
11/25	NORTHERN KENTUCKY	W	92	80
11/27	BALL STATE	W	88	86
12/1	at Missouri <sup>1</sup>	L	81	82
12/2	vs. Alabama-Birmingham <sup>1</sup>	L	77	88
12/4	DAYTON	W	72	70
12/9	BUTLER	W	104	81
12/16	at UNC Charlotte	W	86	80
12/20	at Nevada-Reno <sup>2</sup>	L	84	116
12/21	vs. Fresno State <sup>2</sup>	W	84	78
1/3	at Toledo	L	57	82
1/8	at Middle Tennessee*	W	81	77
1/13	AUSTIN PEAY*	W	82	73
1/15	MURRAY STATE*	W	73	69
1/20	TENNESSEE TECH*	W	112	84
1/22	URBANA COLLEGE	W	115	61
1/27	MOREHEAD STATE*	W	97	95
1/29	at Western Kentucky*	L	65	70
2/3	MIDDLE TENNESSEE*	W	84	83
2/5	WESTERN KENTUCKY*	L	77	78
2/10	at Austin Peay*	W	69	57
2/12	at Murray State*	W	87	76
2/15	vs. West Virginia <sup>3</sup>	W	93	91
2/17	TIFFIN UNIVERSITY	W	91	63

2/19	at Tennessee Tech*	W	100	72
2/21	SEWANEE	W	119	68
2/24	at Morehead State*	L	91	98
3/2	MIDDLE TENNESSEE <sup>4</sup>	W	90	81
3/3	WESTERN KENTUCKY <sup>4</sup>	W	78	77
3/9	vs. Tennessee <sup>5</sup>	L	81	97

<sup>1</sup> Show-Me Classic (Columbia, Mo.)  
<sup>2</sup> Wolfpack Classic (Reno, Nev.)  
\* Ohio Valley Conference Game  
<sup>3</sup> at Charleston, W.Va.  
<sup>4</sup> Ohio Valley Conference Tournament  
<sup>5</sup> NCAA Tournament (Murfreesboro, Tenn.)

--- Leading Scorer ---  
James Tillman (Jr., F, 26.9 ppg)

**1979-80**  
**Record: 15-12 (7-5 OVC)**  
**Coach: Ed Byhre**

Date	Opponent	W/L	EKU	OPP
12/1	at Butler	L(OT)	92	93
12/3	UNC CHARLOTTE	W	84	79
12/8	MISSISSIPPI COLLEGE	W	99	80
12/15	at Ball State	W	94	88
12/17	at Dayton	L	73	93
12/20	at University of Charleston	L(3OT)	67	68
1/2	UNC WILMINGTON	W	70	60
1/5	SOUTHERN MISSISSIPPI	W	79	61
1/10	at Austin Peay*	W	86	79
1/12	at Murray State*	L	78	82
1/17	at Tennessee Tech*	W	89	79
1/19	AKRON	W	122	79
1/21	at Southern Mississippi	L	77	80
1/24	at Morehead State*	L	74	85
1/26	WESTERN KENTUCKY*	W	84	82
1/28	MAINE	W	95	87
1/31	at Middle Tennessee*	L	64	79
2/2	at Western Kentucky*	L	62	74
2/4	at Pittsburgh	L	78	80
2/7	AUSTIN PEAY*	W	94	79
2/9	MURRAY STATE*	L	78	79
2/11	SOUTH CAROLINA STATE	W	84	72
2/14	at Akron	L	78	85
2/16	TENNESSEE TECH*	W	98	84
2/21	MOREHEAD STATE*	W	84	68



Dave Tierney (#12) sank the game-winning free throws against Western Kentucky with :00 remaining in the OVC Championship game to send the Colonels to the 1979 NCAA Tournament.



2/23	MIDDLE TENNESSEE*	W	79	67
2/28	at Western Kentucky <sup>1</sup>	L(OT)	83	84

\* Ohio Valley Conference Game  
<sup>1</sup> Ohio Valley Conference Tournament

--- Leading Scorer ---  
James Tillman (Sr., F, 27.2 ppg)

**1980-81**  
**Record: 10-16 (7-7 OVC)**  
**Coach: Ed Byhre**

Home: 7-6 Away: 3-8 Neutral: 1-1

Date	Opponent	W/L	EKU	OPP
11/29	BUTLER	W	82	66
12/3	at Southern Mississippi	L	74	82
12/6	DAYTON	L	72	77
12/9	NORTHERN IOWA	W	73	53
12/13	at UNC Wilmington	L(OT)	55	57
12/20	vs. Arkansas <sup>1</sup>	L	74	80
12/29	vs. Fordham <sup>2</sup>	L	79	91
12/30	vs. Navy <sup>2</sup>	W	79	76
1/2	at Maine	L	74	82
1/5	at Middle Tennessee*	L	42	53
1/8	AUSTIN PEAY*	L	64	72
1/10	MURRAY STATE*	W	85	76
1/12	PITTSBURGH	L	56	80
1/15	TENNESSEE TECH*	W	91	75
1/17	at Akron*	W	85	77
1/22	MOREHEAD STATE*	W	91	65
1/29	WESTERN KENTUCKY*	L	80	84
1/31	MIDDLE TENNESSEE*	W	55	53
2/2	SOUTHERN MISSISSIPPI	L	71	78
2/5	at Austin Peay*	L	51	54
2/7	at Murray State*	L	60	62
2/9	WESTERN ILLINOIS	L	73	74
2/12	AKRON*	W	65	53
2/14	at Tennessee Tech*	L	55	56
2/19	at Morehead State*	W	79	75
2/21	at Western Kentucky*	L	62	78

<sup>1</sup> Little Rock, Ark.

<sup>2</sup> Senior Bowl Tournament (Mobile, Ala.)

\* Ohio Valley Conference Game

--- Leading Scorer ---  
Tommy Baker (Sr., G, 16.8 ppg)

**1981-82**  
**Record: 5-21 (3-13 OVC)**  
**Coach: Max Good**

Home: 2-10 Away: 3-11 Neutral: 0-0

Date	Opponent	W/L	EKU	OPP
11/28	at Butler	W	86	80
12/1	at Toledo	L	65	68
12/3	ARKANSAS STATE	L	56	64
12/5	EASTERN ILLINOIS	L	65	87
12/10	TENNESSEE TECH*	L	60	62
12/12	MIDDLE TENNESSEE*	L	51	69
12/17	at Youngstown State*	L	57	68
12/19	at Akron*	W	50	46
12/29	INDIANA UNIV. SOUTHEAST	W	59	55
1/2	at Northern Iowa	L	60	69
1/4	at Western Illinois	L	84	100
1/10	WESTERN KENTUCKY*	L	65	75
1/14	at Austin Peay*	L	60	66
1/16	at Murray State*	L	60	74
1/20	at Arkansas State	L	67	78

1/23	at Morehead State*	L	56	68
1/25	NORTHERN KENTUCKY	L	62	64
1/28	YOUNGSTOWN STATE*	L	75	86
1/30	AKRON*	W	63	59
2/4	at Western Kentucky*	L	34	61
2/11	AUSTIN PEAY*	L	50	51
2/13	MURRAY STATE*	L	74	80
2/16	at Dayton	L	50	84
2/20	MOREHEAD STATE*	L	73	92
2/25	at Tennessee Tech*	W(OT)	81	80
2/27	at Middle Tennessee*	L	55	62

\* Ohio Valley Conference Game

--- Leading Scorer ---  
Jimmy Stepp (Jr., G, 12.2 ppg), Jim Chambers (Jr., C, 12.2ppg)

**1982-83**  
**Record: 10-17 (7-7 OVC)**  
**Coach: Max Good**

Home: 7-6 Away: 3-10 Neutral: 0-1

Date	Opponent	W/L	EKU	OPP
11/27	CLINCH VALLEY COLLEGE	W	90	51
12/1	DAYTON	L	57	78
12/4	at Eastern Illinois	W	92	79
12/8	at Louisville	L	53	82
12/11	TOLEDO	L	52	55
12/17	MURRAY STATE*	L	63	86
12/18	MIDDLE TENNESSEE*	W	57	52
12/27	at Vanderbilt <sup>1</sup>	L	71	82
12/28	vs. Pennsylvania <sup>1</sup>	L	70	83
1/4	at Northern Kentucky	L	62	69
1/8	at Austin Peay*	L	67	72
1/11	at Xavier	L	49	70
1/15	MOREHEAD STATE*	W	75	72
1/21	YOUNGSTOWN STATE*	W(OT)	83	78
1/22	AKRON*	W	70	69
1/27	at Tennessee Tech*	W	73	72
1/29	at Memphis State	L	65	80
2/4	AUSTIN PEAY*	W	62	55
2/5	WEST VIRGINIA WESLEYAN	L	66	70
2/8	KENTUCKY STATE	L	63	68
2/12	at Morehead State*	L	72	95
2/14	DELAWARE	W	67	48
2/18	at Youngstown State*	W	75	69
2/19	at Akron*	L	74	80
2/25	TENNESSEE TECH*	L	57	70
3/4	at Murray State*	L	63	85
3/5	at Middle Tennessee*	L	70	83

<sup>1</sup> Music City Invitational (Nashville, Tenn.)

\* Ohio Valley Conference Game

--- Leading Scorer ---  
Jimmy Stepp (Sr., G, 13.5 ppg)

**1983-84**  
**Record: 11-16 (5-9 OVC)**  
**Coach: Max Good**

Home: 9-3 Away: 2-13 Neutral: 0-0

Date	Opponent	W/L	EKU	OPP
11/26	at Cincinnati	L	65	68
11/28	WILMINGTON COLLEGE	W	92	55
12/3	NORTHERN KENTUCKY	W	65	59
12/6	XAVIER	L	50	55
12/10	at Vanderbilt	L	63	105
12/17	at Samford	L	63	65
12/19	at Auburn	L	60	100

1/2	at Memphis State	L	50	82
1/7	at Dayton	L	62	69
1/9	at Valparaiso	W	60	55
1/12	TENNESSEE TECH*	L	58	70
1/14	MIDDLE TENNESSEE*	W	63	58
1/16	INDIANA UNIV. SOUTHEAST	W	75	60
1/19	at Murray State*	L	60	66
1/21	at Austin Peay*	L	54	59
1/23	WESTERN KENTUCKY	W	60	58
1/26	at Akron*	L	64	73
1/28	at Youngstown State*	L	61	75
2/4	MOREHEAD STATE*	L	60	65
2/9	AKRON*	W	86	77
2/11	YOUNGSTOWN STATE*	W(OT)	47	46
2/13	at Kentucky State	W	62	56
2/16	at Tennessee Tech*	L	44	61
2/18	at Middle Tennessee*	L	61	64
2/23	MURRAY STATE*	W	71	54
2/25	AUSTIN PEAY*	W	69	57
3/8	at Morehead State*	L	68	76

\* Ohio Valley Conference Game

--- Leading Scorer ---  
Antonio Parris (Fr., G, 18.8 ppg)

**1984-85**  
**Record: 16-13 (9-5 OVC)**  
**Coach: Max Good**

Home: 10-3 Away: 5-8 Neutral: 1-2

Date	Opponent	W/L	EKU	OPP
11/24	at Cincinnati	L	48	50
11/26	WILMINGTON COLLEGE	W	80	59
12/1	KENTUCKY STATE	W	82	73
12/4	DAYTON	L	55	76
12/8	INDIANA UNIV. SOUTHEAST	W	111	73
12/15	AUGUSTA STATE	W	87	64
12/17	at Vanderbilt	L	59	73
12/20	at Tennessee	L	74	98
12/22	at Furman	W	63	54
12/28	at Utah <sup>1</sup>	L	62	69
12/29	vs. Ohio <sup>1</sup>	L	52	58
1/7	MOREHEAD STATE*	W	69	58
1/12	at Tennessee Tech*	L	57	58
1/14	at Middle Tennessee*	L	43	45
1/16	CLINCH VALLEY COLLEGE	W	77	57
1/19	MURRAY STATE*	W	53	51
1/21	AUSTIN PEAY*	W	67	47
1/26	AKRON*	L(SOT)	86	88
1/27	YOUNGSTOWN STATE*	W	74	61
2/2	at Morehead State*	W	66	61
2/6	at Western Kentucky	L	59	66
2/9	at Akron*	W	61	55
2/11	at Youngstown State*	L(OT)	60	61
2/16	TENNESSEE TECH*	L(OT)	60	64
2/18	MIDDLE TENNESSEE*	W(OT)	69	67
2/23	at Murray State*	W	76	70
2/25	at Austin Peay*	W	69	62
2/28	vs. Austin Peay <sup>2</sup>	W	75	66
3/1	vs. Youngstown State <sup>2</sup>	L	61	95

<sup>1</sup> Utah Classic (Salt Lake City, Utah)

\* Ohio Valley Conference Game

<sup>2</sup> Ohio Valley Conference Tournament (Murfreesboro, Tenn.)

--- Leading Scorer ---  
Antonio Parris (So., G, 14.5 ppg)

**1985-86****Record: 10-18 (5-9 OVC)****Coach: Max Good**

Home: 9-6 Away: 1-11 Neutral: 0-1

Date	Opponent	W/L	EKU	OPP
11/26	at Georgia Southern	L	61	77
11/30	OHIO DOMINICAN	W	82	66
12/2	VALPARAISO	W	73	48
12/6	at Illinois <sup>1</sup>	L	56	79
12/7	vs. Murray State <sup>1</sup>	L	61	63
12/9	MIAMI (OHIO)	L	63	65
12/14	CINCINNATI	L	65	68
12/19	WILMINGTON COLLEGE	W	78	60
12/30	FURMAN	L	64	68
1/6	at Louisville	L	55	86
1/8	INDIANA UNIV. SOUTHEAST	W	61	49
1/11	at Akron*	L	55	63
1/13	at Youngstown State*	L(2OT)	69	75
1/15	CLINCH VALLEY COLLEGE	W	70	60
1/18	TENNESSEE TECH*	W	73	64
1/20	MIDDLE TENNESSEE*	L	57	66
1/25	at Murray State*	L	55	67
1/27	at Austin Peay*	L	66	73
2/1	at Morehead State*	W	65	48
2/3	at Bowling Green	L	60	61
2/8	AUSTIN PEAY*	L	64	70
2/10	MURRAY STATE*	W	70	68
2/15	YOUNGSTOWN STATE*	L	54	67
2/17	AKRON*	W	84	64
2/22	at Middle Tennessee*	L	74	84
2/24	at Tennessee Tech*	L	57	61
2/27	MOREHEAD STATE*	W	79	63
3/3	at Middle Tennessee <sup>2</sup>	L	65	88

<sup>1</sup> Illini Classic (Champaign, Ill.)

\* Ohio Valley Conference Game

<sup>2</sup> Ohio Valley Conference Tournament**--- Leading Scorer ---**

Lewis Spence (So., F, 14.5 ppg)

**1986-87****Record: 19-11 (9-5 OVC)****Coach: Max Good**

Home: 13-2 Away: 5-7 Neutral: 1-2

Date	Opponent	W/L	EKU	OPP
12/1	SAMFORD	W	98	77
12/4	LEE UNIVERSITY	W	115	102
12/6	at Louisville	L	86	98
12/8	MILLIGAN COLLEGE	W	112	54
12/13	at Miami (Ohio)	W(OT)	83	82
12/15	AUBURN	L	82	97
12/19	vs. Stetson <sup>1</sup>	L	68	88
12/20	vs. La Salle <sup>1</sup>	L	83	98
12/29	at Augusta State	W	82	75
1/7	WESTERN KENTUCKY	W	68	66
1/10	AKRON*	W	82	61
1/12	YOUNGSTOWN STATE*	W	69	66
1/14	UNC ASHEVILLE	W	97	68
1/17	at Tennessee Tech*	W	79	68
1/19	at Middle Tennessee*	L	83	89
1/24	MURRAY STATE*	L	87	90
1/26	AUSTIN PEAY*	W	79	77
1/31	at Morehead State*	L	82	87
2/3	at UNC Asheville	L	72	73
2/7	at Austin Peay*	L	85	88
2/9	at Murray State*	W	85	76
2/11	WILMINGTON COLLEGE	W	123	71

2/14	at Youngstown State*	W	93	80
2/16	at Akron*	L	73	74
2/21	MIDDLE TENNESSEE*	W	89	86
2/23	TENNESSEE TECH*	W	111	80
2/26	MOREHEAD STATE*	W	93	62
3/2	MURRAY STATE <sup>2</sup>	W	89	75
3/6	vs. Akron <sup>3</sup>	W	94	85
3/7	vs. Austin Peay <sup>3</sup>	L	68	71

<sup>1</sup> Hawaiian Tropic Classic (Daytona Beach, Fla.)

\* Ohio Valley Conference Game

<sup>2</sup> Ohio Valley Conference Tournament<sup>3</sup> Ohio Valley Conference Tournament (Murfreesboro, Tenn.)**--- Leading Scorer ---**

Antonio Parris (Sr., G, 20.5 ppg)

**1987-88****Record: 18-11 (10-4 OVC)****Coach: Max Good**

Home: 12-1 Away: 4-10 Neutral: 2-0

Date	Opponent	W/L	EKU	OPP
11/30	UNC ASHEVILLE	W	110	87
12/4	vs. Southeastern Louisiana <sup>1</sup>	W	68	46
12/5	at Marshall <sup>1</sup>	L	61	62
12/12	BRISTOL COLLEGE	W	84	62
12/15	at Indiana	L	75	103
12/19	BOWLING GREEN	W	73	59
12/22	at Louisville	L	69	87
12/27	vs. Detroit <sup>2</sup>	W	67	55
12/28	at Wyoming <sup>2</sup>	L	59	71
1/2	at Western Kentucky	L	70	77
1/4	at Tennessee State*	W	84	70
1/11	MOREHEAD STATE*	W	81	78
1/13	WILMINGTON COLLEGE	W	95	59
1/16	at Murray State*	L	84	95
1/18	at Austin Peay*	L	64	78
1/23	TENNESSEE STATE*	W	114	97
1/25	YOUNGSTOWN STATE*	W	83	55
1/30	TENNESSEE TECH*	W	88	53
2/1	MIDDLE TENNESSEE*	W	88	70
2/6	at Morehead State*	W	95	75
2/10	SOUTH CAROLINA STATE	W	97	70
2/12	at Middle Tennessee*	L	75	87
2/15	at Tennessee Tech*	W	72	69
2/20	AUSTIN PEAY*	W	100	86
2/22	MURRAY STATE*	L	78	79
2/27	at Youngstown State*	W	83	77
2/29	at Butler	L	57	60
3/7	TENNESSEE TECH <sup>3</sup>	W	85	71
3/11	at Murray State <sup>3</sup>	L	60	76

<sup>1</sup> Marshall Memorial Tourney (Huntington, W.Va.)<sup>2</sup> Cowboy Shootout (Casper, Wyo.)

\* Ohio Valley Conference Game

<sup>3</sup> Ohio Valley Conference Tournament**--- Leading Scorer ---**

Jeff McGill (Sr., G, 18.6 ppg)

**1988-89****Record: 7-22 (4-8 OVC)****Coach: Max Good**

Home: 4-10 Away: 3-10 Neutral: 0-2

Date	Opponent	W/L	EKU	OPP
11/28	at UNC Asheville	L	84	96
11/30	WEST VIRGINIA WESLEYAN	W	95	85
12/5	at South Carolina State	L	45	79

12/10	WESTERN KENTUCKY	L	63	75
12/12	GEORGIA SOUTHERN	L	69	80
12/17	LIBERTY UNIVERSITY	L	70	77
12/19	BUTLER	L	59	66
12/21	at Louisville	L	40	76
12/28	at Toledo <sup>1</sup>	L	69	75
12/29	vs. Washington State <sup>1</sup>	L	58	65
12/31	at Ohio	L	77	96
1/10	at Morehead State*	W	62	59
1/14	AUSTIN PEAY*	L	71	97
1/16	MURRAY STATE*	L	40	63
1/21	at Middle Tennessee*	L	67	82
1/23	at Tennessee State*	W	59	54
1/28	at Tennessee Tech*	L	54	57
1/30	at Liberty University	L	61	62
2/4	MOREHEAD STATE*	L	68	91
2/7	INDIANA UNIV. SOUTHEAST	W	67	42
2/11	AMERICAN UNIVERSITY	L	75	82
2/13	TENNESSEE TECH*	W	78	76
2/15	WRIGHT STATE	L	65	70
2/18	TENNESSEE STATE*	W(OT)	82	73
2/20	MIDDLE TENNESSEE*	L	63	81
2/25	at Murray State*	L	66	97
2/27	at Austin Peay*	L	63	89
3/4	at Morehead State <sup>2</sup>	W	63	50
3/8	vs. Middle Tennessee <sup>3</sup>	L	64	81

<sup>1</sup> Toledo MVP Classic (Toledo, Ohio)

\* Ohio Valley Conference Game

<sup>2</sup> Ohio Valley Conference Tournament<sup>3</sup> Ohio Valley Conference Tournament (Nashville, Tenn.)**--- Leading Scorer ---**

Darrin O'Bryant (Sr., G, 15.1 ppg)

**1989-90****Record: 13-17 (7-5 OVC)****Coach: Mike Pollio**

Home: 8-5 Away: 3-10 Neutral: 2-2

Date	Opponent	W/L	EKU	OPP
11/27	at American University	L	64	69
11/29	BELLARMINE COLLEGE	W	95	80
12/1	vs. Colorado State <sup>1</sup>	L	66	75
12/2	vs. District of Columbia <sup>1</sup>	W	78	38
12/5	at Miami (Ohio)	L	75	93
12/9	vs. Alabama <sup>2</sup>	L	52	71
12/11	INDIANA UNIV. SOUTHEAST	W	83	60
12/14	OHIO	L	52	53
12/16	LIBERTY UNIVERSITY	W	79	78
12/18	ARKANSAS STATE	L	69	73
1/4	at Southern Illinois	L	61	104
1/6	at Arkansas State	L	66	78
1/10	MOREHEAD STATE*	L	58	91
1/13	at Austin Peay*	W	61	59
1/15	at Murray State*	L	45	58
1/20	TENNESSEE STATE*	W	83	71
1/22	WESTERN KENTUCKY	L(2OT)	66	68
1/24	at Wright State	L	66	79
1/27	TENNESSEE TECH*	W	74	59
1/29	MIDDLE TENNESSEE*	W	67	51
2/5	at Morehead State*	L	58	65
2/10	at Middle Tennessee*	W	81	66
2/12	at Tennessee Tech*	L	58	61
2/19	at Tennessee State*	W	88	75
2/21	at Western Kentucky	L	64	67
2/24	MURRAY STATE*	L	69	75
2/26	AUSTIN PEAY*	W	64	61
3/3	MIDDLE TENNESSEE <sup>3</sup>	W	65	52



3/7	vs. Morehead State <sup>4</sup>	W	52	50
3/8	at Murray State <sup>4</sup>	L	57	64
	<sup>1</sup> Marshall Classic (Huntington, W.Va.)			
	<sup>2</sup> Birmingham, Ala.			
	* Ohio Valley Conference Game			
	<sup>3</sup> Ohio Valley Conference Tournament			
	<sup>4</sup> Ohio Valley Conference Tournament (Murray, Ky.)			

--- Leading Scorer ---

Randolph Taylor (Sr., F, 14.2 ppg)

**1990-91**

**Record: 19-10 (9-3 OVC)**

**Coach: Mike Pollio**

Home: 14-0 Away: 4-9 Neutral: 1-1

Date	Opponent	W/L	EKU	OPP
11/28	UNC GREENSBORO	W	78	66
12/1	WILBERFORCE UNIVERSITY	W	121	48
12/3	MIAMI (OHIO)	W	80	75
12/7	at Brigham Young <sup>1</sup>	L	86	90
12/8	vs. George Mason <sup>1</sup>	W	70	69
12/11	at Mississippi State	L	67	94
12/15	BELLARMINE COLLEGE	W	84	77
12/21	UNC WILMINGTON	W	80	64
12/27	at Kentucky	L	60	74
1/3	SOUTHERN ILLINOIS	W	65	61
1/8	at Morehead State*	W	105	54
1/12	at Tennessee Tech*	L	68	86
1/14	at Tennessee State*	W	84	74
1/19	MIDDLE TENNESSEE*	W	83	73
1/21	at Colorado State	L	68	72
1/23	at Missouri-Kansas City	L	73	83
1/26	AUSTIN PEAY*	W	74	68
1/28	MURRAY STATE*	W	87	82
1/30	at Western Kentucky	L	74	83
2/4	MOREHEAD STATE*	W	72	61
2/6	at UNC Wilmington	W	68	66
2/9	at Murray State*	L	52	64
2/11	at Austin Peay*	L	79	82
2/16	MISSOURI-KANSAS CITY	W	83	76
2/18	at Middle Tennessee*	W	79	74
2/23	TENNESSEE STATE*	W	77	75
2/25	TENNESSEE TECH*	W	76	69
3/2	TENNESSEE STATE <sup>2</sup>	W	91	70
3/6	vs. Middle Tennessee <sup>3</sup>	L	66	83

<sup>1</sup> BYU Cougar Classic (Provo, Utah)

\* Ohio Valley Conference Game

<sup>2</sup> Ohio Valley Conference Tournament

<sup>3</sup> Ohio Valley Conference Tournament (Murray, Ky.)

--- Leading Scorer ---

Jamie Ross (Jr., G, 12.8 ppg)

**1991-92**

**Record: 19-14 (9-5 OVC)**

**Coach: Mike Pollio**

Home: 10-3 Away: 4-7 Neutral: 5-4

Date	Opponent	W/L	EKU	OPP
11/25	NORTHERN KENTUCKY	W	92	72
11/29	vs. Florida Southern College <sup>1</sup>	W	68	66
11/30	vs. Miami (Fla.) <sup>1</sup>	W	66	61
12/1	vs. Texas Christian <sup>1</sup>	L	48	55
12/4	WESTERN KENTUCKY	L	62	64
12/6	at Syracuse <sup>2</sup>	L	78	84
12/7	vs. Wright State <sup>2</sup>	W	77	63
12/14	COLORADO STATE	W	80	66

12/16	MISSISSIPPI STATE	L	68	87
12/28	vs. Auburn <sup>3</sup>	L	92	104
12/29	vs. Alaska-Anchorage <sup>3</sup>	L	83	87
1/2	HOWARD UNIVERSITY	W	77	62
1/8	MOREHEAD STATE*	W	86	63
1/11	TENNESSEE TECH*	W	84	75
1/13	TENNESSEE STATE*	W	64	61
1/18	at Kentucky	L	55	85
1/20	at Southeastern Missouri*	L	74	76
1/22	at Cincinnati	L	41	81
1/25	at Murray State*	W	100	90
1/27	at Middle Tennessee*	L	68	73
2/1	TENNESSEE-MARTIN	W	77	62
2/3	at Morehead State*	L	71	86
2/8	MIDDLE TENNESSEE*	W	86	79
2/10	MURRAY STATE*	L	62	83
2/12	at UNC Greensboro	W	80	60
2/15	SOUTHEAST MISSOURI*	W	83	69
2/17	AUSTIN PEAY*	W	87	75
2/22	at Tennessee State*	W	83	64
2/24	at Tennessee Tech*	L	79	90
2/29	at Austin Peay*	W	87	69
3/6	vs. Tennessee State <sup>4</sup>	W	88	67
3/7	vs. Tennessee Tech <sup>4</sup>	W	72	67
3/8	vs. Murray State <sup>4</sup>	L	60	81

<sup>1</sup> San Juan Shootout (San Juan, Puerto Rico)

<sup>2</sup> Carrier Classic (Syracuse, N.Y.)

<sup>3</sup> Dr. Pepper Classic (Chattanooga, Tenn.)

\* Ohio Valley Conference Game

<sup>4</sup> Ohio Valley Conference Tournament (Lexington, Ky.)

--- Leading Scorer ---

John Allen (So., F, 13.5 ppg)

**1992-93**

**Record: 15-12 (11-5 OVC)**

**Coach: Mike Calhoun**

Home: 10-2 Away: 4-9 Neutral: 1-1

Date	Opponent	W/L	EKU	OPP
12/2	NORTHERN KENTUCKY	W	81	71
12/5	THOMAS MORE COLLEGE	W	79	51
12/8	at Kentucky	L	73	82
12/11	vs. Eastern Michigan <sup>1</sup>	W	75	61
12/12	at Wright State <sup>1</sup>	L	78	88
12/17	at Howard University	W	90	87
12/21	at Western Kentucky	L	68	77
12/29	at Northern Iowa	L	73	76
1/4	EAST TENNESSEE STATE	L	66	71
1/9	at Tennessee Tech*	L	87	95
1/11	at Middle Tennessee*	W	80	65
1/13	NORTHERN IOWA	L	59	61
1/16	AUSTIN PEAY*	W	78	73
1/18	TENNESSEE STATE*	W	75	73
1/23	at Murray State*	L	92	93
1/25	at Southeast Missouri*	L	63	79
1/28	at Morehead State*	L	79	87
1/30	TENNESSEE-MARTIN*	W	64	58
2/6	at Austin Peay*	W	65	64
2/8	at Tennessee State*	L	84	93
2/11	MOREHEAD STATE*	W	76	66
2/13	MURRAY STATE*	W	98	82
2/15	SOUTHEAST MISSOURI*	W	86	65
2/20	TENNESSEE TECH*	W	80	66
2/22	MIDDLE TENNESSEE*	W	66	46
2/27	at Tennessee-Martin*	W	66	56

3/4	vs. Murray State <sup>2</sup>	L	73	74
	<sup>1</sup> USAir Classic (Dayton, Ohio)			
	* Ohio Valley Conference Game			
	<sup>2</sup> Ohio Valley Conference Tournament (Lexington, Ky.)			

--- Leading Scorer ---

John Allen (Jr., F, 17.2 ppg)

**1993-94**

**Record: 13-14 (9-7 OVC)**

**Coach: Mike Calhoun**

Home: 9-2 Away: 4-9 Neutral: 0-3

Date	Opponent	W/L	EKU	OPP
11/27	CLINCH VALLEY COLLEGE	W	100	83
12/1	at Chicago State	W	101	85
12/4	DAVIS & ELKINS COLLEGE	W	121	67
12/8	at Kentucky	L	78	107
12/11	at Louisville	L	66	90
12/14	WRIGHT STATE	W	75	55
12/18	at Indiana	L	80	91
12/23	at UNLV	L	62	77
12/29	vs. Oklahoma <sup>1</sup>	L	54	63
12/30	vs. Texas Tech <sup>1</sup>	L	83	93
1/3	at Morehead State*	W	90	81
1/8	SOUTHEAST MISSOURI*	W	86	62
1/10	MURRAY STATE*	L	72	79
1/13	at Tennessee State*	L	63	80
1/15	at Tennessee-Martin*	W	70	54
1/17	at Austin Peay*	L	81	85
1/22	MIDDLE TENNESSEE*	W	88	72
1/24	TENNESSEE TECH*	W	95	84
1/29	MOREHEAD STATE*	W	87	78
2/5	at Murray State*	L	82	86
2/7	at Southeast Missouri*	W	84	75
2/12	AUSTIN PEAY*	W	89	79
2/14	TENNESSEE STATE*	L	91	95
2/21	TENNESSEE-MARTIN*	W	97	75
2/26	at Tennessee Tech*	L	75	92
2/28	at Middle Tennessee*	L	75	82
3/3	vs. Morehead State <sup>2</sup>	L	78	83

<sup>1</sup> All College Tournament (Oklahoma City, Okla.)

\* Ohio Valley Conference Game

<sup>2</sup> Ohio Valley Conference Tournament (Nashville, Tenn.)

--- Leading Scorer ---

John Allen (Sr., F, 15.6 ppg)

**1994-95**

**Record: 9-19 (6-10 OVC)**

**Coach: Mike Calhoun**

Home: 5-7 Away: 3-9 Neutral: 1-3

Date	Opponent	W/L	EKU	OPP
11/26	at East Tennessee State	L	91	96
11/29	CHICAGO STATE	W	84	70
12/3	CENTRAL FLORIDA	W	75	74
12/6	MARSHALL	L	71	88
12/10	at Louisville	L	75	89
12/17	at Dayton	L	65	70
12/21	WESTERN KENTUCKY	L	77	82
12/28	vs. Indiana <sup>1</sup>	L	49	92
12/29	vs. Pepperdine <sup>1</sup>	L	55	61
1/2	at Marshall	L	64	89
1/4	MOREHEAD STATE*	L	66	76
1/7	at Southeast Missouri*	L	52	59
1/9	at Murray State*	L	62	88
1/14	TENNESSEE STATE*	L	75	85

1/16	AUSTIN PEAY*	L	63	67
1/21	at Middle Tennessee*	L	68	72
1/23	at Tennessee Tech*	W	83	76
1/28	TENNESSEE-MARTIN*	W	92	78
1/30	at Morehead State*	W	75	65
2/4	MURRAY STATE*	W	78	75
2/6	SOUTHEAST MISSOURI*	W	71	66
2/11	at Austin Peay*	W	83	70
2/13	at Tennessee State*	L	61	63
2/18	at Tennessee-Martin*	L	79	85
2/25	TENNESSEE TECH*	L	60	71
2/27	MIDDLE TENNESSEE*	L	78	82
3/2	vs. Morehead State <sup>2</sup>	W	85	74
3/3	vs. Murray State <sup>2</sup>	L	72	78

<sup>1</sup> Hoosier Classic (Indianapolis, Ind.)

\* Ohio Valley Conference Game

<sup>2</sup> Ohio Valley Conference Tournament (Nashville, Tenn.)

--- Leading Scorer ---

Arlando Johnson (Sr., G, 18.2 ppg)

**1995-96**

**Record: 13-14 (7-9 OVC)**

**Coach: Mike Calhoun**

Home: 9-4 Away: 3-8 Neutral: 1-2

Date	Opponent	W/L	EKU	OPP
11/25	MIAMI (OHIO)	L	68	89
11/28	WEST VIRGINIA STATE	W	101	88
12/2	at Wright State	L	64	76
12/6	DAYTON	W	71	65
12/9	LOYOLA UNIVERSITY CHICAGO	W	68	61
12/13	at Louisville	L	70	87
12/17	at Central Florida	W	79	72
12/20	OAKLAND CITY UNIVERSITY	W	95	69
12/28	vs. Ohio State <sup>1</sup>	L	88	92
12/29	vs. Alcorn State <sup>1</sup>	W	82	76
1/3	at Morehead State*	L	64	68
1/6	SOUTHEAST MISSOURI*	W	89	73
1/10	MOREHEAD STATE*	W	76	64
1/13	at Murray State*	L	64	73
1/15	at Tennessee-Martin*	W	60	59
1/20	AUSTIN PEAY*	L	71	72
1/22	MIDDLE TENNESSEE*	W	70	64
1/27	at Tennessee State*	L	69	72
1/29	at Tennessee Tech*	L	80	86
2/5	at Southeast Missouri*	W	79	76
2/10	TENNESSEE-MARTIN*	W	77	74
2/12	MURRAY STATE*	L	62	85
2/17	at Middle Tennessee*	L	70	74
2/19	at Austin Peay*	L	75	90
2/24	TENNESSEE TECH*	W	87	83
2/26	TENNESSEE STATE*	L	67	82
2/29	vs. Austin Peay <sup>2</sup>	L	67	89

<sup>1</sup> Cowboy Shootout (Casper, Wyo.)

\* Ohio Valley Conference Game

<sup>2</sup> Ohio Valley Conference Tournament (Nashville, Tenn.)

--- Leading Scorer ---

DeMarkus Doss (Sr., F, 16.4 ppg)

**1996-97**

**Record: 8-18 (6-12 OVC)**

**Coach: Mike Calhoun**

Home: 8-4 Away: 0-12 Neutral: 0-2

Date	Opponent	W/L	EKU	OPP
11/23	at Loyola University Chicago	L	63	66

11/26	OHIO VALLEY UNIVERSITY	W	89	86
11/30	at Illinois State	L	64	87
12/7	AUSTIN PEAY*	W	66	62
12/10	at Miami (Ohio)	L	40	91
12/14	FLORIDA INTERNATIONAL	W	85	74
12/21	SAMFORD	L	72	77
12/27	vs. Richmond <sup>1</sup>	L	60	78
12/28	vs. Northeastern <sup>1</sup>	L	69	79
1/4	MIDDLE TENNESSEE*	W	79	77
1/6	TENNESSEE TECH*	L	54	72
1/11	at Southeast Missouri*	L	68	70
1/13	at Eastern Illinois*	L	77	84
1/16	at Morehead State*	L	55	77
1/18	MURRAY STATE*	L	59	60
1/20	TENNESSEE-MARTIN*	L	55	70
1/25	at Austin Peay*	L	68	85
1/27	at Tennessee State*	L	71	82
2/1	at Tennessee Tech*	L	75	88
2/3	at Middle Tennessee*	L	58	91
2/8	EASTERN ILLINOIS*	W	82	72
2/10	SOUTHEAST MISSOURI*	W	84	76
2/13	MOREHEAD STATE*	W	77	66
2/15	at Tennessee-Martin*	L	66	77
2/17	at Murray State*	L	57	83
2/22	TENNESSEE STATE*	W	83	74

\* Ohio Valley Conference Game

<sup>1</sup> Iona Pepsi Classic (New Rochelle, N.Y.)

--- Leading Scorer ---

Daniel Sutton (Jr., F, 14.1 ppg)

**1997-98**

**Record: 10-17 (8-10 OVC)**

**Coach: Scott Perry**

Home: 6-6 Away: 4-11 Neutral: 0-0

Date	Opponent	W/L	EKU	OPP
11/18	BEREA COLLEGE	L	88	94
11/22	at Florida International	L	77	99
11/24	at Miami (Fla.)	L	64	86
12/4	at Murray State*	L	57	64
12/6	at Tennessee-Martin*	L	64	67
12/13	at Samford	L	55	58
12/20	at Cincinnati	L	53	106
12/22	INDIANA STATE	L	61	78
12/30	at Georgia State	W	68	59
1/3	EASTERN ILLINOIS*	W	67	63
1/5	SOUTHEAST MISSOURI*	W(OT)	82	79
1/8	at Austin Peay*	L	66	79
1/10	at Tennessee State*	W	71	69
1/13	MURRAY STATE*	L	63	73
1/17	at Morehead State*	L	85	86
1/22	MIDDLE TENNESSEE*	L	89	96
1/24	TENNESSEE TECH*	W	65	53
1/29	at Eastern Illinois*	L(OT)	68	72
1/31	at Southeast Missouri*	L	78	97
2/3	TENNESSEE-MARTIN*	W	83	77
2/5	AUSTIN PEAY*	L	79	88
2/7	TENNESSEE STATE*	L	66	79
2/10	IUPUI	W	73	69
2/14	MOREHEAD STATE*	W	87	72
2/19	at Middle Tennessee*	W	55	54

2/21	at Tennessee Tech*	W	84	75
2/24	at Middle Tennessee <sup>1</sup>	L	49	61

\* Ohio Valley Conference Game

<sup>1</sup> Ohio Valley Conference Tournament

--- Leading Scorer ---

Mark Williams (Jr., G, 13.3 ppg)

**1998-99**

**Record: 3-23 (2-16 OVC)**

**Coach: Scott Perry**

Home: 2-9 Away: 1-13 Neutral: 0-1

Date	Opponent	W/L	EKU	OPP
11/17	at Kentucky	L	64	99
11/19	BELMONT	W	99	97
11/24	at Indiana State	L	54	78
12/3	TENNESSEE-MARTIN*	L(OT)	63	74
12/5	MURRAY STATE*	L	66	108
12/10	at Southeast Missouri*	L	58	78
12/12	at IUPUI	L	61	74
12/19	at Notre Dame	L	77	82
12/21	at California <sup>1</sup>	L	49	84
12/22	vs. Mississippi State <sup>1</sup>	L	62	75
12/30	GEORGIA STATE	L	56	61
1/4	at Eastern Illinois*	L	56	71
1/7	TENNESSEE STATE*	L	79	86
1/9	AUSTIN PEAY*	L	57	78
1/12	at Tennessee-Martin*	W(OT)	64	60
1/16	MOREHEAD STATE*	L	78	98
1/21	at Tennessee Tech*	L	42	70
1/23	at Middle Tennessee*	L	67	82
1/30	EASTERN ILLINOIS*	W	75	73
2/2	at Murray State*	L	66	81
2/4	at Tennessee State*	L	72	86
2/6	at Austin Peay*	L	64	80
2/13	at Morehead State*	L	69	91
2/16	SOUTHEAST MISSOURI*	L	61	77
2/18	TENNESSEE TECH*	L	78	89
2/20	MIDDLE TENNESSEE*	L	65	72

\* Ohio Valley Conference Game

<sup>1</sup> Golden Bear Classic (Oakland, Calif.)

--- Leading Scorer ---

Whitney Robinson (Fr., G, 17.8 ppg)

**1999-00**

**Record: 6-21 (2-16 OVC)**

**Coach: Scott Perry**

Home: 5-8 Away: 1-13 Neutral: 0-0

Date	Opponent	W/L	EKU	OPP
11/20	at Belmont	L	69	85
11/27	WILMINGTON COLLEGE	W	97	61
11/30	LOYOLA UNIVERSITY CHICAGO	W	72	60
12/4	at Morehead State*	W	73	72
12/11	SHAWNEE STATE	W	96	56
12/19	at Ohio State	L	40	72
12/22	AMERICAN UNIVERSITY	W	73	63
12/28	at UNLV	L	80	87
12/30	at Cal State Fullerton	L	83	98
1/3	at Detroit	L	51	65
1/6	MIDDLE TENNESSEE*	W	85	83
1/8	TENNESSEE TECH*	L	74	75
1/13	at Austin Peay*	L	65	94
1/15	at Tennessee State*	L	88	94
1/18	MOREHEAD STATE*	L	76	79
1/20	MURRAY STATE*	L	77	82



1/22	TENNESSEE-MARTIN*	L	74	82
1/27	at Eastern Illinois*	L	57	85
1/29	at Southeast Missouri*	L	65	77
2/3	at Middle Tennessee*	L	71	94
2/5	at Tennessee Tech*	L	66	91
2/10	AUSTIN PEAY*	L	58	63
2/12	TENNESSEE STATE*	L	60	74
2/17	at Murray State*	L	68	101
2/19	at Tennessee-Martin*	L	75	82
2/24	EASTERN ILLINOIS*	L	47	90
2/26	SOUTHEAST MISSOURI*	L	48	65

\* Ohio Valley Conference Game

--- Leading Scorer ---

Sam Hoskin (Fr., G, 15.7 ppg)

**2000-01**

Record: 7-19 (1-15 OVC)

Coach: Travis Ford

Home: 6-7 Away: 1-12 Neutral: 0-0

Date	Opponent	W/L	EKU	OPP
11/17	URBANA COLLEGE	W	73	47
11/22	at Xavier University	L	75	93
11/28	CAPITAL UNIVERSITY	W	70	61
12/2	at Ohio State	L	44	90
12/5	at Kentucky	L	79	94
12/9	SHAWNEE STATE	W	97	86
12/18	HIGH POINT	W(OT)	72	68
12/20	CAL STATE FULLERTON	W	73	67
12/23	at Loyola University Chicago	L	72	79
12/28	at American University	W	72	67
1/4	at Tennessee Tech*	L	85	109
1/11	TENNESSEE STATE*	L	80	95
1/13	AUSTIN PEAY*	L	73	81
1/16	at Morehead State*	L	84	91
1/18	at Tennessee-Martin*	L	60	71
1/20	at Murray State*	L	66	95
1/27	EASTERN ILLINOIS*	L	79	96
1/29	SOUTHEAST MISSOURI*	L	59	65
2/3	TENNESSEE TECH*	L	63	69
2/5	MOREHEAD STATE*	L(OT)	72	78
2/8	at Tennessee State*	L	79	92
2/10	at Austin Peay*	L	62	87
2/15	TENNESSEE-MARTIN*	W	75	62
2/17	MURRAY STATE*	L	81	86
2/22	at Southeast Missouri*	L	70	81
2/24	at Eastern Illinois*	L	80	89

\* Ohio Valley Conference Game

--- Leading Scorer ---

Lavoris Jerry (Sr., F, 17.8 ppg)

**2001-02**

Record: 7-20 (3-13 OVC)

Coach: Travis Ford

Home: 7-6 Away: 0-14 Neutral: 0-0

Date	Opponent	W/L	EKU	OPP
11/17	WILMINGTON COLLEGE	W	91	56
11/20	WESTERN ILLINOIS	L	62	71
11/24	at Wyoming	L	78	98
11/27	MARIETTA COLLEGE	W	90	71
12/1	at Memphis	L	74	111
12/4	at High Point	L	60	70
12/8	at Dayton	L	70	82
12/15	TRANSYLVANIA	W	77	51
12/19	at Western Illinois	L	57	70

12/26	at Louisville	L	77	94
12/29	AUSTIN PEAY*	L	70	82
1/3	TENNESSEE TECH*	L	61	90
1/5	TENNESSEE STATE*	L	68	69
1/10	at Southeast Missouri*	L	75	95
1/12	at Eastern Illinois*	L	59	86
1/15	IPFW	W(2OT)	100	96
1/19	at Morehead State*	L	71	84
1/24	TENNESSEE-MARTIN*	W(4OT)	108	100
1/26	MURRAY STATE*	W	92	81
2/2	at Austin Peay*	L	59	70
2/4	at Tennessee Tech*	L	48	71
2/7	EASTERN ILLINOIS*	W	76	70
2/9	SOUTHEAST MISSOURI*	L	74	81
2/11	at Tennessee State*	L	63	66
2/16	MOREHEAD STATE*	L	60	76
2/21	at Murray State*	L	74	85
2/23	at Tennessee-Martin*	L	77	82

\* Ohio Valley Conference Game

--- Leading Scorer ---

Shawn Fields (Jr., G, 16.4 ppg)

**2002-03**

Record: 11-17 (5-11 OVC)

Coach: Travis Ford

Home: 8-6 Away: 3-10 Neutral: 0-1

Date	Opponent	W/L	EKU	OPP
11/23	KENTUCKY CHRISTIAN	W	106	71
11/27	COL. OF MOUNT ST. JOSEPH	W	87	68
11/30	at IPFW	L	69	76
12/4	at Morris Brown College	W	74	64
12/7	SHEPHERD UNIVERSITY	W	78	55
12/14	OHIO WESLEYAN	W	109	56
12/17	at Louisville <sup>1</sup>	L	63	104
12/18	vs. Wright State <sup>1</sup>	L	61	75
12/21	WINTHROP	L	73	84
12/28	at Xavier University	L	60	84
1/4	at Tennessee State*	W	109	83
1/9	SOUTHEAST MISSOURI*	L	77	93
1/11	EASTERN ILLINOIS*	W	94	85
1/14	at Tennessee Tech*	L	76	93
1/18	MOREHEAD STATE*	L	50	54
1/23	at Tennessee-Martin*	L	75	85
1/25	at Murray State*	L	80	92
1/29	MORRIS BROWN COLLEGE	W	68	64
2/1	AUSTIN PEAY*	L	77	86

2/6	at Eastern Illinois*	L	76	95
2/8	at Southeast Missouri*	W	79	75
2/10	TENNESSEE STATE*	W	89	72
2/15	at Morehead State*	L	87	88
2/17	TENNESSEE TECH*	L(OT)	68	76
2/20	MURRAY STATE*	W	73	71
2/22	TENNESSEE-MARTIN*	L	70	78
2/27	at Austin Peay*	L	64	78
3/4	at Austin Peay <sup>2</sup>	L	80	83

<sup>1</sup> Billy Minardi Classic (Louisville, Ky.)

\* Ohio Valley Conference Game

<sup>2</sup> Ohio Valley Conference Tournament

--- Leading Scorer ---

Shawn Fields (Sr., G, 16.1 ppg)


**2003-04**

Record: 14-15 (8-8 OVC)

Coach: Travis Ford

Home: 11-3 Away: 3-11 Neutral: 0-1

Date	Opponent	W/L	EKU	OPP
11/21	at Saint Louis	L	58	64
11/25	OHIO WESLEYAN	W	106	52
11/29	at Alabama A&M	L	65	71
12/2	at Winthrop	L	66	67
12/6	CENTRE COLLEGE	W	67	46
12/8	at Savannah State	L(OT)	62	63
12/20	SAVANNAH STATE	W	90	56
12/23	at Kentucky	L	72	101
12/27	at Florida	L	63	109
12/30	ALABAMA A&M	W	107	71
1/3	ROBERT MORRIS UNIVERSITY	W	67	58
1/8	TENNESSEE-MARTIN*	W	72	68
1/10	MURRAY STATE*	L	71	82
1/15	AUSTIN PEAY*	L	59	65
1/17	TENNESSEE TECH*	W	70	68
1/22	at Jacksonville State*	L	82	85
1/24	at Samford*	W(2OT)	95	86
1/29	at Murray State*	L	70	94
1/31	at Tennessee-Martin*	L	74	76
2/3	at Morehead State*	L	67	74
2/9	TENNESSEE STATE*	W	68	65
2/12	SAMFORD*	W	63	43
2/14	JACKSONVILLE STATE*	W	82	75
2/19	at Southeast Missouri*	W	85	81
2/21	at Eastern Illinois*	W	71	67
2/24	MOREHEAD STATE*	L	71	80



Led by head coach Travis Ford, the 2004-05 Colonels advanced to the NCAA Tournament for the first time in 26 years.

2/28	at Austin Peay*	L	64	81
3/2	SAMFORD <sup>1</sup>	W	81	61
3/5	vs. Austin Peay <sup>2</sup>	L	57	62

\* Ohio Valley Conference Game

<sup>1</sup> Ohio Valley Conference Tournament

<sup>2</sup> Ohio Valley Conference Tournament (Nashville, Tenn.)

--- Leading Scorer ---

Matt Witt (So., G, 15.6 ppg)

**2004-05**

Record: 22-9 (11-5 OVC)

Coach: Travis Ford

OVC Tournament Champions

NCAA Tournament

Home: 12-1 Away: 8-7 Neutral: 2-1

Date	Opponent	W/L	EKU	OPP
11/21	at Dayton	W	73	66
11/23	WEBSTER UNIVERSITY	W	102	47
11/27	COL. MOUNT ST. JOSEPH	W	103	75
12/2	SAVANNAH STATE	W	87	59
12/4	at Coastal Carolina	W	77	62
12/8	at Western Kentucky	L	63	75
12/11	at Robert Morris University	W	79	69
12/14	GREENVILLE COLLEGE	W	87	62
12/20	at Savannah State	W	80	64
12/22	at Florida	L	49	98
12/30	at Louisville	L	63	78
1/6	at Tennessee-Martin*	W	71	67
1/8	at Murray State*	L(OT)	78	80
1/13	at Austin Peay*	W(OT)	67	63
1/15	at Tennessee Tech*	L	64	78
1/20	JACKSONVILLE STATE*	W	72	60
1/22	SAMFORD*	L	61	67
1/27	MURRAY STATE*	W	73	61
1/29	TENNESSEE-MARTIN*	W	95	71
2/1	MOREHEAD STATE*	W	83	69
2/3	at Tennessee State*	L	63	75
2/10	at Samford*	W	56	53
2/12	at Jacksonville State*	L	55	70
2/17	SOUTHEAST MISSOURI*	W	83	72
2/19	EASTERN ILLINOIS*	W	74	72
2/22	at Morehead State*	W	69	61
2/26	AUSTIN PEAY*	W	70	66
3/1	TENNESSEE STATE <sup>1</sup>	W	74	68
3/4	vs. Southeast Missouri <sup>2</sup>	W	69	52
3/5	vs. Austin Peay <sup>2</sup>	W	52	46
3/17	vs. Kentucky <sup>3</sup>	L	64	72

\* Ohio Valley Conference Game

<sup>1</sup> Ohio Valley Conference Tournament

<sup>2</sup> Ohio Valley Conference Tournament (Nashville, Tenn.)

<sup>3</sup> NCAA Tournament (Indianapolis, Ind.)

--- Leading Scorer ---

Matt Witt (Jr., G, 14.4 ppg)

**2005-06**

Record: 14-16 (11-9 OVC)

Coach: Jeff Neubauer

Home: 8-6 Away: 5-8 Neutral: 1-2

Date	Opponent	W/L	EKU	OPP
11/19	vs. Wisconsin <sup>1</sup>	L(2OT)	89	95
11/20	vs. Norfolk State <sup>1</sup>	W	67	60
11/21	vs. Georgia <sup>1</sup>	L	68	76
11/25	at Tennessee	L	58	92
11/28	WEST VIRGINIA WESLEYAN	W	88	46



Jeff Neubauer's second season as head coach ended with Josh Taylor (#24) hitting a last-second jump shot to win the 2007 OVC Tournament and punch the Colonels' ticket to the NCAA Tournament.

12/3	WESTERN KENTUCKY	L	89	97
12/8	at Murray State*	L	51	80
12/10	at Austin Peay*	L	63	79
12/19	EASTERN ILLINOIS*	W	57	50
12/21	TENNESSEE-MARTIN*	W	75	61
12/30	COASTAL CAROLINA	W	60	51
1/2	at Southeast Missouri*	L	62	68
1/5	TENNESSEE TECH*	W	93	75
1/9	at Xavier University	L	63	82
1/12	at Morehead State*	W	65	63
1/14	at Eastern Illinois*	W	71	46
1/19	JACKSONVILLE STATE*	W	86	78
1/21	SAMFORD*	L	66	85
1/26	at Tennessee State*	W	79	74
1/30	at Tennessee-Martin*	L	83	90
2/4	at Tennessee Tech*	L	58	78
2/6	MOREHEAD STATE*	L	66	78
2/9	MURRAY STATE*	L	45	62
2/11	SOUTHEAST MISSOURI*	W	80	51
2/14	at Samford*	W	75	70
2/16	at Jacksonville State*	W	72	71
2/18	UNC ASHEVILLE	L	77	83
2/23	AUSTIN PEAY*	W	76	73
2/25	TENNESSEE STATE*	L	64	74
2/28	at Jacksonville State <sup>2</sup>	L	59	86

<sup>1</sup> U.S. Virgin Islands Paradise Jam

\* Ohio Valley Conference Game

<sup>2</sup> Ohio Valley Conference Tournament

--- Leading Scorer ---

Matt Witt (Sr., G, 18.5 ppg)

**2006-07**

Record: 21-12 (13-7 OVC)

Coach: Jeff Neubauer

OVC Tournament Champions

NCAA Tournament

Home: 11-3 Away: 8-8 Neutral: 2-1

Date	Opponent	W/L	EKU	OPP
11/10	ASBURY COLLEGE	W	63	46
11/13	EAST TENNESSEE STATE	W	70	53
11/17	at Ohio State	L	45	74
11/20	KENYON COLLEGE	W	63	52
11/25	at UNC Asheville	W	73	54
11/28	at James Madison	W	70	66

12/2	at Western Kentucky	L	55	78
12/7	MURRAY STATE*	W(OT)	72	66
12/9	AUSTIN PEAY*	L	57	59
12/18	at Eastern Illinois*	W	73	57
12/20	at Tennessee-Martin*	W	82	69
12/30	at Kentucky	L	65	78
1/2	SOUTHEAST MISSOURI*	L	74	88
1/4	at Tennessee Tech*	L	53	75
1/9	MOREHEAD STATE*	W	73	65
1/13	EASTERN ILLINOIS*	W	63	62
1/18	at Jacksonville State*	L	56	66
1/20	at Samford*	L	46	55
1/25	TENNESSEE STATE*	L	62	63
1/29	TENNESSEE-MARTIN*	W	94	57
2/1	at Morehead State*	W	69	61
2/3	TENNESSEE TECH*	W(2OT)	92	90
2/8	at Murray State*	W	64	62
2/10	at Southeast Missouri*	W	66	61
2/13	SAMFORD*	W	46	38
2/15	JACKSONVILLE STATE*	W	63	51
2/17	at Youngstown State	L	61	66
2/22	at Austin Peay*	L	68	77
2/24	at Tennessee State*	W	65	53
2/27	MOREHEAD STATE <sup>1</sup>	W	63	45
3/2	vs. Tennessee Tech <sup>2</sup>	W	57	54
3/3	vs. Austin Peay <sup>2</sup>	W	63	62
3/15	vs. North Carolina <sup>3</sup>	L	65	86

\* Ohio Valley Conference Game

<sup>1</sup> Ohio Valley Conference Tournament

<sup>2</sup> Ohio Valley Conference Tournament (Nashville, Tenn.)

<sup>3</sup> NCAA Tournament (Winston-Salem, N.C.)

--- Leading Scorer ---

Mike Rose (So., G, 15.1 ppg)

**2007-08**

Record: 14-16 (10-10 OVC)

Coach: Jeff Neubauer

Home: 9-7 Away: 5-9 Neutral: 0-0

Date	Opponent	W/L	OPP
11/10	WEST VIRGINIA WESLEYAN	W	78 45
11/13	THOMAS MORE COLLEGE	W	56 38
11/17	at East Tennessee State	L	56 76
11/21	at Alabama-Birmingham	L	50 64
11/25	at #10 Duke	L	43 78



11/28	JAMES MADISON	L	71	82
12/1	YOUNGSTOWN STATE	W	61	50
12/5	at Murray State*	W	59	58
12/8	WESTERN KENTUCKY	L	60	77
12/17	EASTERN ILLINOIS*	W	72	69
12/19	TENNESSEE-MARTIN*	W	70	51
12/22	at Austin Peay*	L	67	75
1/2	at Southeast Missouri*	L	55	66
1/5	TENNESSEE TECH*	L	64	75
1/10	at Morehead State*	L	53	62
1/12	at Eastern Illinois*	W	67	56
1/17	JACKSONVILLE STATE*	W	71	55
1/19	SAMFORD*	L	57	64
1/24	at Tennessee State*	W	65	63
1/29	at Tennessee-Martin*	W	74	60
2/2	at Tennessee Tech*	W	87	77
2/7	MURRAY STATE*	W	60	47
2/9	SOUTHEAST MISSOURI*	W(OT)	80	69
2/14	at Jacksonville State*	L	61	73
2/16	at Samford*	L	73	74
2/20	MOREHEAD STATE*	L	49	51
2/23	BALL STATE	W	51	48
2/28	AUSTIN PEAY*	L	59	65
3/1	TENNESSEE STATE*	L	70	89
3/4	at Austin Peay <sup>1</sup>	L	51	76

\* Ohio Valley Conference Game

<sup>1</sup> Ohio Valley Conference Tournament

--- Leading Scorer ---

Mike Rose (Sr., F, 15.3 ppg)

**2008-09****Record: 18-13 (10-8 OVC)****Coach: Jeff Neubauer****Home: 12-2 Away: 5-11 Neutral: 1-0**

Date	Opponent	W/L	EKU	OPP
11/14	at Florida International	L	54	57
11/18	WINSTON-SALEM STATE	W	69	44
11/22	at Texas Tech <sup>1</sup>	L	84	98
11/25	THIEL COLLEGE <sup>2</sup>	W	91	43
11/28	at Fairleigh Dickinson <sup>3</sup>	W	83	47
11/29	vs. Akron <sup>3</sup>	W	69	57
12/4	MURRAY STATE*	L	50	58
12/6	TENNESSEE-MARTIN*	W	78	75
12/9	COVENANT COLLEGE	W	93	50
12/13	at Ball State	W	71	58
12/20	at Cincinnati	L(OT)	77	85
12/22	INDIANA UNIV. NORTHWEST	L	73	74
1/3	at Tennessee State*	L	63	69
1/5	at Austin Peay*	L	79	82
1/8	JACKSONVILLE STATE*	W	75	67
1/10	TENNESSEE TECH*	W	85	80
1/15	at Eastern Illinois*	L	48	58
1/17	at Southeast Missouri*	W	74	71
1/20	at Chicago State	W	71	68
1/24	at Morehead State*	L	64	68
1/27	AUSTIN PEAY*	W(OT)	73	70
1/31	TENNESSEE STATE*	W	77	59
2/5	at Tennessee Tech*	W	80	73
2/7	at Jacksonville State*	L	70	75
2/12	SOUTHEAST MISSOURI*	W	84	64
2/14	EASTERN ILLINOIS*	W	73	55
2/18	MOREHEAD STATE*	W	74	70
2/21	OHIO	W	73	51
2/26	at Tennessee-Martin*	L	55	74
2/28	at Murray State*	L(OT)	65	70
3/3	at Morehead State <sup>4</sup>	L	72	91

<sup>1</sup> Legends Classic (Lubbock, Texas)<sup>2</sup> Legends Classic (Richmond, Ky.)<sup>3</sup> Legends Classic (Hackensack, N.J.)

\* Ohio Valley Conference Game

<sup>4</sup> Ohio Valley Conference Tournament

--- Leading Scorer ---

Mike Rose (Sr., G, 19.9 ppg)

**2009-10****Record: 20-13 (11-7 OVC)****Coach: Jeff Neubauer****Home: 15-3 Away: 4-10 Neutral: 1-0**

Date	Opponent	W/L	EKU	OPP
11/14	WEST VIRGINIA WESLEYAN	W	102	71
11/19	at Pittsburgh <sup>1</sup>	L	60	71
11/23	FAIRLEIGH DICKINSON <sup>1</sup>	W	68	39
11/24	CALIFORNIA-IRVINE <sup>1</sup>	W	67	57
11/25	TEXAS-SAN ANTONIO <sup>1</sup>	W	74	72
11/28	FLORIDA INTERNATIONAL	W	81	67
12/3	at Murray State*	L	60	62
12/5	at Tennessee-Martin*	W	85	74
12/9	OHIO VALLEY UNIVERSITY	W	74	58
12/12	at Maryland	L	72	83
12/19	at Ohio	L	62	74
12/29	vs. Morgan State <sup>2</sup>	W	76	62
12/30	at Chattanooga <sup>2</sup>	L	54	68
1/2	TENNESSEE STATE*	W	79	71
1/4	AUSTIN PEAY*	W	76	71
1/7	at Jacksonville State*	L	65	68
1/9	at Tennessee Tech*	W	78	73
1/14	EASTERN ILLINOIS*	W	67	59
1/16	SOUTHEAST MISSOURI*	W	79	63
1/19	CHICAGO STATE	W	74	50
1/23	MOREHEAD STATE*	L	53	69
1/28	at Austin Peay*	L	76	80
1/31	at Tennessee State*	W	75	58
2/4	TENNESSEE TECH*	W	76	58
2/6	JACKSONVILLE STATE*	W	66	65
2/11	at Southeast Missouri*	W	59	56
2/13	at Eastern Illinois*	L	54	77
2/17	at Morehead State*	L	64	77
2/20	WINTHROP	W	77	57
2/25	TENNESSEE-MARTIN*	W	84	60
2/27	MURRAY STATE*	L	74	88
3/2	at Eastern Illinois <sup>3</sup>	L	61	68
3/17	COLLEGE OF CHARLESTON <sup>4</sup>	L	79	82

<sup>1</sup> O'Reilly Auto Parts CBE Classic<sup>2</sup> Dr. Pepper Classic (Chattanooga Tenn.)

\* Ohio Valley Conference Game

<sup>3</sup> Ohio Valley Conference Tournament<sup>4</sup> 2010 College Basketball Invitational (CBI)

--- Leading Scorer ---

Justin Stommes (Sr., G, 14.2 ppg)

**2010-11****Record: 15-16 (9-9 OVC)****Coach: Jeff Neubauer****Home: 8-5 Away: 6-9 Neutral: 1-2**

Date	Opponent	W/L	EKU	OPP
11/12	at Loyola University Chicago <sup>1</sup>	L	57	73
11/13	vs. Texas-Rio Grande Valley <sup>1</sup>	L	53	67
11/14	vs. Indiana State <sup>1</sup>	W(OT)	64	59
11/17	SIU EDWARDSVILLE	W	81	65
11/20	PRESBYTERIAN COLLEGE	L	66	67

11/23	CINCINNATI CHRISTIAN COL.	W	91	27
12/2	MURRAY STATE*	L	72	74
12/4	TENNESSEE-MARTIN*	W	77	69
12/8	KENTUCKY CHRISTIAN	W	95	45
12/11	at #20 Minnesota	L	58	71
12/18	at Austin Peay*	L	51	78
12/21	at Tennessee State*	L	49	62
12/31	at Georgia	L	57	64
1/2	at Georgia Southern	W	79	73
1/6	JACKSONVILLE STATE*	W	64	61
1/8	TENNESSEE TECH*	L	66	78
1/13	at Eastern Illinois*	W	63	49
1/15	at Southeast Missouri*	W	64	52
1/18	at SIU Edwardsville	W	70	50
1/22	at Morehead State*	W	59	49
1/27	AUSTIN PEAY*	L	52	61
1/29	TENNESSEE STATE*	W	86	72
2/3	at Tennessee Tech*	L	54	63
2/5	at Jacksonville State*	W	57	51
2/10	SOUTHEAST MISSOURI*	W	77	64
2/12	EASTERN ILLINOIS*	W	67	47
2/16	MOREHEAD STATE*	L(OT)	68	76
2/19	at Western Carolina	L	74	81
2/24	at Tennessee-Martin*	L	70	78
2/26	at Murray State*	L	56	66
3/2	vs. Southeast Missouri <sup>2</sup>	L	49	65

<sup>1</sup> Nick Kladis Classic (Chicago, Ill.)

\* Ohio Valley Conference Game

<sup>2</sup> Ohio Valley Conference Tournament (Nashville, Tenn.)

--- Leading Scorer ---

Spencer Perrin (Sr., F, 13.3 ppg)

**2011-12****Record: 16-16 (7-9 OVC)****Coach: Jeff Neubauer****Home: 11-3 Away: 4-11 Neutral: 1-2**

Date	Opponent	W/L	EKU	OPP
11/7	at Mississippi State <sup>1</sup>	L	66	76
11/12	at Winthrop	W	71	59
11/14	at Presbyterian College	L	50	78
11/18	at Liberty <sup>2</sup>	W	73	65
11/19	vs. William & Mary <sup>2</sup>	W	63	44
11/20	vs. Lehigh <sup>2</sup>	L	51	76
11/27	at Norfolk State	L	63	70
11/29	at Delaware State	L	43	57
12/3	BRESCIA UNIVERSITY	W	107	43
12/6	NORTH CAROLINA CENTRAL	W	75	62
12/10	GEORGIA SOUTHERN	W	63	59
12/17	at Jacksonville State*	W	59	53
12/20	at Arkansas	L	57	71
12/29	AUSTIN PEAY*	W	67	65
12/31	TENNESSEE STATE*	W	73	68
1/4	at #18/19 Murray State*	L	67	76
1/7	SOUTHEAST MISSOURI*	W	63	59
1/12	at Austin Peay*	L	65	80
1/14	at Morehead State*	L	54	57
1/19	TENNESSEE-MARTIN*	W(2OT)	86	78
1/22	LONGWOOD	W	78	71
1/26	TENNESSEE TECH*	L	65	82
1/28	at Tennessee State*	L(2OT)	85	91
2/2	at Eastern Illinois*	W	47	43
2/4	at SIU Edwardsville*	L	74	80
2/7	MID-CONTINENT UNIVERSITY	W	59	41
2/11	MOREHEAD STATE*	L	45	58
2/15	at Tennessee Tech*	L	67	74
2/18	IPFW	W	78	69

2/23	SIU EDWARDSVILLE*	L	58	63
2/25	EASTERN ILLINOIS*	W	86	74
2/29	vs. Southeast Missouri <sup>3</sup>	L	65	75

<sup>1</sup> 2K Sports Classic

<sup>2</sup> 2K Sports Classic (Lynchburg, Va.)

\* Ohio Valley Conference Game

<sup>3</sup> Ohio Valley Conference Tournament (Nashville, Tenn.)

--- Leading Scorer ---

Jaron Jones (Sr., G, 17.0 ppg)

**2012-13**

**Record: 25-10 (12-4 OVC)**

**Coach: Jeff Neubauer**

Home: 15-1 Away: 9-7 Neutral: 1-2

Date	Opponent	W/L	EKU	OPP
11/9	CINCINNATI CHRISTIAN UNIV. <sup>1</sup>	W	89	56
11/16	KENNESAW STATE <sup>1</sup>	W	85	71
11/17	TOWSON <sup>1</sup>	W(OT)	71	69
11/18	RADFORD <sup>1</sup>	W	83	75
11/24	NORFOLK STATE	W	68	44
11/28	DELAWARE STATE	W	84	51
12/1	WESTERN CAROLINA	W	72	70
12/4	at North Carolina Central	W	63	57
12/8	at Chattanooga	W	63	52
12/16	at Illinois	L	53	66
12/19	at North Carolina A&T	L	67	78
12/21	at High Point	W	73	70
12/30	at West Virginia	L	67	74
1/3	EASTERN ILLINOIS*	W	65	54
1/5	SIU EDWARDSVILLE*	W	78	72
1/9	at Murray State*	W	77	65
1/12	MOREHEAD STATE*	W	59	52
1/17	at Belmont*	L	76	83
1/19	at Jacksonville State*	W	73	62
1/24	TENNESSEE STATE*	W	76	67
1/26	BELMONT*	L	74	85
1/31	at Tennessee-Martin*	L	65	72
2/2	at Southeast Missouri*	W	81	72
2/5	CROWLEY'S RIDGE COLLEGE	W	97	31
2/9	at Morehead State*	W	68	47
2/14	TENNESSEE TECH*	W	80	69
2/16	JACKSONVILLE STATE*	W	80	67
2/20	AUSTIN PEAY*	W	91	53
2/23	at Valparaiso	L	60	82
2/28	at Tennessee Tech*	W	69	54
3/2	at Tennessee State*	L(OT)	81	85
3/7	vs. Southeast Missouri <sup>2</sup>	W	84	69
3/8	vs. Murray State <sup>2</sup>	L	73	81
3/19	at Gardner-Webb <sup>3</sup>	W	69	62
3/23	vs. Evansville <sup>4</sup>	L	72	86

<sup>1</sup> Comfort Suites Invitational

\* Ohio Valley Conference Game

<sup>2</sup> Ohio Valley Conference Tournament (Nashville, Tenn.)

<sup>3</sup> 2013 Colleg Insider.com Postseason Tournament (CIT)

<sup>4</sup> Colleg Insider.com Postseason Tournament (Physical Activities Center, University of Southern Indiana, Evansville, Ind.)

--- Leading Scorer ---

Glenn Cosey (Jr., G, 15.2 ppg)



The 2012-13 Colonels won a school record 25 games, including Eastern's first victory in a national postseason tournament game in 68 years.

**2013-14**

**Record: 24-10 (11-5 OVC)**

**Coach: Jeff Neubauer**

**OVC Tournament Champions  
NCAA Tournament**

Home: 12-2 Away: 8-6 Neutral: 4-2

Date	Opponent	W/L	EKU	OPP
11/8	vs. Florida International <sup>1</sup>	W	83	61
11/9	at Kennesaw State <sup>1</sup>	W	68	60
11/10	vs. Youngstown State <sup>1</sup>	L	67	75
11/13	WARREN WILSON <sup>1</sup>	W	114	45
11/16	HIGH POINT	W	74	67
11/19	ALABAMA A&M	W	82	68
11/22	BRESCIA UNIVERSITY	W	95	56
11/30	at North Carolina State	L	56	75
12/5	at Virginia Commonwealth	L(OT)	68	71
12/7	at Longwood	W	76	67
12/14	at #4/6 Wisconsin	L	61	86
12/18	NORTH CAROLINA A&T	W	84	73
12/29	at IPFW	W	90	68
1/2	at Eastern Illinois*	W	100	81
1/4	at SIU Edwardsville*	L	79	85
1/8	MURRAY STATE*	L	64	77
1/11	at Morehead State*	W	76	65
1/16	BELMONT*	W	74	63
1/18	JACKSONVILLE STATE*	W	60	56
1/23	at Tennessee State*	W	94	78
1/25	at Belmont*	L	81	84
1/30	TENNESSEE-MARTIN*	W	89	66
2/1	SOUTHEAST MISSOURI*	W	79	78

2/4	CHATTANOOGA	W	74	63
2/8	MOREHEAD STATE*	L	79	86
2/13	at Tennessee Tech*	L	66	72
2/15	at Jacksonville State*	W	86	65
2/22	at Austin Peay*	W	96	75
2/27	TENNESSEE TECH*	W	74	67
3/1	TENNESSEE STATE*	W	70	66
3/6	vs. Southeast Missouri <sup>2</sup>	W	84	76
3/7	vs. Murray State <sup>2</sup>	W	86	83
3/8	vs. Belmont <sup>2</sup>	W	79	73
3/21	vs. Kansas <sup>3</sup>	L	69	80

<sup>1</sup> Kennesaw State Invitational

\* Ohio Valley Conference Game

<sup>2</sup> Ohio Valley Conference Tournament (Nashville, Tenn.)

<sup>3</sup> NCAA Tournament (St. Louis, Mo.)

--- Leading Scorer ---

Glenn Cosey (Sr., G, 18.7 ppg)


**2014-15**

**Record: 21-12 (11-5 OVC)**

**Coach: Jeff Neubauer**

Home: 13-4 Away: 8-7 Neutral: 0-1

Date	Opponent	W/L	EKU	OPP
11/14	SAVANNAH STATE	W	76	53
11/18	KENTUCKY CHRISTIAN	W	115	35
11/22	CINCINNATI CLERMONT COLLEGE	W	115	50
11/26	at Southern Utah	W	73	64
11/29	at Brigham Young	L	76	90



The 2013-14 Colonels captured the program's sixth OVC Tournament Championship and made Eastern's eighth appearance in the NCAA Tournament, leading No. 2 seed Kansas by one with 8:55 left in the game.



12/3	VALPARAISO	L	66	72
12/7	at #1 Kentucky	L	49	82
12/13	at IUPUI	W	73	64
12/16	EAST TENNESSEE	L	60	63
12/19	at #18 Miami (Fla.)	W	72	44
12/20	at Florida Atlantic	L	66	69
12/30	at Coppin State	W	66	63
1/3	SOUTH CAROLINA STATE	W	63	52
1/8	at Tennessee-Martin*	W	66	58
1/10	at Southeast Missouri*	W	68	55
1/15	EASTERN ILLINOIS*	L	65	72
1/17	SIU EDWARDSVILLE*	W	78	62
1/22	at Jacksonville State*	L	67	71
1/24	at Tennessee Tech*	L(OT)	81	83
1/29	at Murry State*	L(OT)	78	85
1/31	at Morehead State*	W	66	57
2/5	BELMONT*	W	81	69
2/7	TENNESSEE STATE*	W	77	72
2/11	MOREHEAD STATE*	W	69	57
2/14	at Tennessee State*	W	69	41
2/19	at Belmont*	L	61	66
2/23	AUSTIN PEAY STATE*	W	76	64
2/26	JACKSONVILLE STATE*	W	63	57
2/28	TENNESSEE TECH*	W	70	67
3/6	vs Belmont <sup>1</sup>	L	52	53
3/17	NORFOLK STATE <sup>2</sup>	W	81	75
3/20	HIGH POINT <sup>2</sup>	W	66	65
3/25	TENNESSEE-MARTIN <sup>2</sup>	L	69	70

\* Ohio Valley Conference Game

<sup>1</sup> Ohio Valley Conference Tournament (Nashville, Tenn.)<sup>2</sup> 2015 CollegeInsider.com Postseason Tournament (CIT)

--- Leading Scorer ---

Corey Walden (Sr., G, 18.6 ppg)

**2015-16****Record: 15-16 (6-10 OVC)****Coach: Dan McHale**

Home: 10-6 Away: 5-10 Neutral: 0-0

Date	Opponent	W/L	EKU	OPP
11/13	COPPIN STATE	W	107	80
11/16	at UNC Wilmington	L	59	78
11/20	BALL STATE <sup>1</sup>	W	89	81
11/21	SOUTH CAROLINA STATE <sup>1</sup>	W	92	82
11/22	LONGWOOD <sup>1</sup>	W	110	97
11/25	THOMAS MORE COLLEGE	W	101	67
11/28	SOUTHERN UTAH	W	98	85
12/1	at Western Kentucky	L	84	86
12/5	at Savannah State	W	74	71
12/9	at #4 Kentucky	L	67	88
12/12	at Marshall	L	72	96
12/15	FLORIDA ATLANTIC	W	80	73
12/18	at East Tennessee State	L	81	87
12/21	at #19 West Virginia	L	59	84
12/29	MANHATTAN	W	76	64
1/2	at Austin Peay*	W	79	70
1/7	TENNESSEE-MARTIN*	L	70	78
1/9	SOUTHEAST MISSOURI*	W	88	69
1/14	at Eastern Illinois*	L	85	97
1/16	at SIU Edwardsville*	L	65	67
1/21	JACKSONVILLE STATE*	W	91	88
1/23	TENNESSEE TECH*	L	83	89
1/27	MURRAY STATE*	L	71	75
1/30	MOREHEAD STATE*	L	67	70
2/4	at Tennessee State*	W	97	81
2/6	at Belmont*	W	88	78
2/11	at Morehead State*	L	50	61

2/13	TENNESSEE STATE*	L	78	79
2/18	BELMONT*	L	78	86
2/25	at Jacksonville State*	W	76	54
2/27	at Tennessee Tech*	L	82	92

\* Ohio Valley Conference Game

--- Leading Scorer ---

Jarelle Reischel (Sr., W, 17.9 ppg)

**2016-17****Record: 12-19 (5-11 OVC)****Coach: Dan McHale**

Home: 8-6 Away: 3-12 Neutral: 1-1

Date	Opponent	W/L	EKU	OPP
11/8	GEORGETOWN (Ky.) (Exhibition)	W	83	71
11/11	IUPUI	W	97	87
11/14	UNC WILMINGTON	L(OT)	69	78
11/17	at Auburn <sup>^</sup>	L	64	85
11/19	at Texas Tech <sup>^</sup>	L	71	90
11/22	vs. Idaho State <sup>^</sup>	W(OT)	91	82
11/23	vs. Georgia State <sup>^</sup>	L	65	82
11/26	BEREA	W	92	64
11/30	WESTERN KENTUCKY	W	78	59
12/3	MARSHALL	W	89	80
12/7	at Jacksonville	W	80	76
12/10	at Ball State	L(OT)	86	91
12/17	at #11 Louisville	L	56	87
12/19	at Norfolk State	L(OT)	80	87
12/22	at Manhattan College	L	54	81
12/28	UVA-WISE	W	70	51
12/31	at Southeast Missouri*	L	48	81
1/5	SIU EDWARDSVILLE*	W	78	61
1/7	EASTERN ILLINOIS*	L	60	74
1/12	TENNESSEE STATE*	L	49	63
1/14	BELMONT*	L	59	72
1/19	at Murray State*	L	79	86
1/21	at Morehead State*	L	54	80
1/26	at Jacksonville State*	W	57	52
1/28	at Tennessee Tech*	W	79	66
2/1	AUSTIN PEAY*	L(OT)	81	83
2/4	at Tennessee-Martin*	L	68	85
2/11	MOREHEAD STATE*	L	62	67
2/16	at Belmont*	L	72	76
2/18	at Tennessee State*	L	66	68
2/23	JACKSONVILLE STATE*	W	68	65
2/25	TENNESSEE TECH*	W	75	71

\* Ohio Valley Conference Game

<sup>^</sup> 2016 Cancun Challenge

--- Leading Scorer ---

Nick Mayo (So., F, 18.5 ppg)

**2017-18****Record: 11-20 (5-13 OVC)****Coach: Dan McHale**

Home: 6-7 Away: 5-11 Neutral: 0-2

Date	Opponent	W/L	EKU	OPP
11/3	GEORGETOWN (Ky.) (Exhibition)	W	91	69
11/10	at Rice	W	73	72
11/13	at Ole Miss	L	75	85
11/16	KENTUCKY STATE	W	97	66
11/20	vs. Prairie View A&M <sup>^</sup>	L	70	80
11/22	vs. Eastern Washington <sup>^</sup>	L	62	83
11/25	ASBURY	W	99	71
11/29	at Western Kentucky	L	51	83
12/2	JACKSONVILLE	W(OT)	70	65

12/5	at Oregon State	L	62	74
12/10	at Northern Kentucky	L	63	91
12/15	at Charleston Southern	W	70	65
12/18	NORFOLK STATE	W	83	66
12/22	at Marshall	L	71	91
12/28	at Jacksonville State*	L	58	76
12/30	at Tennessee Tech*	L	69	77
1/4	SIU EDWARDSVILLE*	L	82	85
1/6	EASTERN ILLINOIS*	L	53	54
1/11	at Tennessee-Martin*	W	78	70
1/13	at Southeast Missouri*	W	91	86
1/18	TENNESSEE TECH*	L	67	70
1/20	JACKSONVILLE STATE*	L	60	68
1/25	at Austin Peay*	L	84	90
1/27	at Murray State*	L	73	88
2/1	BELMONT*	L	63	98
2/3	TENNESSEE STATE*	L	60	73
2/8	TENNESSEE-MARTIN*	L	69	70
2/10	MOREHEAD STATE*	W	75	73
2/15	at Belmont*	L	73	84
2/17	at Tennessee State*	W	72	59
2/22	SOUTHEAST MISSOURI*	W	91	88
2/24	at Morehead State*	L	66	70

\* Ohio Valley Conference Game

<sup>^</sup> 2017 MGM Grand Main Event

--- Leading Scorer ---

Nick Mayo (Sr., F, 18.0 ppg)

**2018-19****Record: 13-18 (6-12 OVC)****Coach: A.W. Hamilton**

Home: 8-4 Away: 3-11 Neutral: 2-3

Date	Opponent	W/L	EKU	OPP
11/1	KENTUCKY CHRISTIAN (Exh.)	W	136	92
11/7	MARSHALL	L	77	105
11/10	at Chattanooga	W	81	78
11/13	MIDWAY	W	107	52
11/16	vs. #12 Kansas State <sup>1</sup>	L	68	95
11/17	vs. Northern Iowa <sup>1</sup>	L	85	90
11/19	vs. Kennesaw State <sup>1</sup>	W	100	81
11/28	at #6 Tennessee	L	67	95
12/1	at High Point	W	70	69
12/5	USC UPSTATE	W	79	77
12/8	NORTHERN KENTUCKY	W	76	74
12/15	at Xavier	L	77	95
12/22	at Duquesne	L(OT)	84	85
12/28	BRESCIA	W	145	72
1/3	at Austin Peay*	L	75	93
1/5	at Murray State*	L	85	97
1/10	at Tennessee State*	L	81	82
1/12	at Belmont*	L	93	109
1/17	TENNESSEE-MARTIN*	W	97	73
1/19	SOUTHEAST MISSOURI*	W	85	83
1/24	vs. Jacksonville State* <sup>2</sup>	W	88	70
1/26	vs. Tennessee Tech* <sup>3</sup>	L	85	91
1/31	at Eastern Illinois*	L	66	67
2/2	at SIU Edwardsville*	L(20T)	82	88
2/7	BELMONT*	L	65	83
2/9	TENNESSEE STATE*	W	75	65
2/14	at Morehead State*	L	72	78
2/16	MURRAY STATE*	L	70	102
2/21	at Tennessee Tech*	W	67	66
2/23	at Jacksonville State*	L(20T)	101	104

2/28	AUSTIN PEAY*	W	82	80
3/2	MOREHEAD STATE*	L	77	78

\*Ohio Valley Conference Game  
<sup>1</sup>2018 U.S. Virgin Islands Paradise Jam  
<sup>2</sup>Berea, Ky.  
<sup>3</sup>Georgetown, Ky.

--- Leading Scorer ---  
 Nick Mayo (Sr., F, 18.7 ppg)

**2019-20**

**Record: 16-17 (12-6 OVC)**

**Coach: A.W. Hamilton**

Home: 10-4 Away: 5-10 Neutral: 1-3

Date	Opponent	W/L	EKU	OPP
10/31	BEREA COLLEGE (Exh.)	W	113	63
11/5	CHATTANOOGA	W	79	68
11/8	at #2 Kentucky	L	49	91
11/12	OHIO CHILlicothe	W	129	43
11/15	WESTERN KENTUCKY	L	71	79
11/19	ALICE LLOYD COLLEGE <sup>1</sup>	W	99	63
11/22	vs. Florida International <sup>1</sup>	L	70	89
11/23	vs. Cleveland State <sup>1</sup>	L	51	65
12/3	at USC Upstate	L	67	79
12/8	at Northern Kentucky	L	57	76
12/14	at #1 Louisville	L	67	99
12/19	at Marshall	L	72	90
12/21	CHARLESTON SOUTHERN	L	69	76
12/28	at East Carolina	L	74	82
1/2	TENNESSEE TECH*	W	74	59
1/4	JACKSONVILLE STATE*	L	71	80
1/9	EASTERN ILLINOIS*	W	77	74
1/11	SIU EDWARDSVILLE*	W	78	72
1/16	at Belmont*	L	56	87
1/18	at Tennessee State*	W	92	88
1/23	at Jacksonville State*	W	81	77
1/25	at Tennessee Tech*	W	80	74
1/30	TENNESSEE-MARTIN*	W	99	86
2/1	SOUTHEAST MISSOURI*	W	70	57
2/6	at Eastern Illinois*	W	91	84
2/8	at SIU Edwardsville*	L	75	83
2/13	at Morehead State*	W	78	71
2/15	at Austin Peay*	L	85	93
2/20	TENNESSEE STATE*	W	83	62
2/22	BELMONT*	L	70	83
2/27	at Murray State*	L	62	74
2/29	MOREHEAD STATE*	W	80	76
3/5	vs. Tennessee State <sup>2</sup>	W	58	48
3/6	vs. Belmont <sup>2</sup>	L	50	60

\*Ohio Valley Conference Game

<sup>1</sup>2019 Battle for the Capital (Washington D.C.)

<sup>2</sup>Ohio Valley Conference Tournament (Evansville, Ind.)

--- Leading Scorer ---  
 Nick Mayo (Sr., F, 18.7 ppg)

**2020-21**

**Record: 22-7 (15-5 OVC)**

**Coach: A.W. Hamilton**

Home: 10-2 Away: 9-4 Neutral: 3-1

Date	Opponent	W/L	EKU	OPP
11/25	vs. North Florida <sup>1</sup>	W	80	67
11/27	vs. Charleston Southern <sup>1</sup>	W	60	50
11/30	at Xavier	L(OT)	96	99
12/2	at USC Upstate	W	95	78
12/7	MOREHEAD STATE*	W	71	68

12/12	TRANSYLVANIA	W	81	60
12/14	at Morehead State*	L	62	75
12/17	CAMPBELLVILLE-HARRODSBURG	W	118	54
12/22	HIGH POINT	W	86	67
12/30	EASTERN ILLINOIS*	W	69	61
1/2	at Austin Peay*	W	80	75
1/7	JACKSONVILLE STATE*	W(OT)	69	66
1/9	TENNESSEE TECH*	W	90	80
1/16	at Eastern Illinois*	W(OT)	93	85
1/21	TENNESSEE-MARTIN*	W	113	73
2/2	at Jacksonville State*	W(OT)	86	82
2/4	AUSTIN PEAY*	L	79	94
2/6	MURRAY STATE*	L	64	76
2/8	at SIU Edwardsville*	W	78	74
2/11	at Belmont*	L	74	92
2/13	at Tennessee State*	W	93	73
2/15	at Tennessee Tech*	W	83	72
2/18	at Tennessee-Martin*	W	89	72
2/20	at Southeast Missouri*	L	72	94
2/22	at Southeast Missouri*	W	87	65
2/25	BELMONT*	W	81	67
2/27	TENNESSEE STATE*	W	89	84
3/4	vs. Austin Peay <sup>2</sup>	W	70	67
3/5	vs. Morehead State <sup>2</sup>	L	64	67

\*Ohio Valley Conference Game

<sup>1</sup>MAKO Medical Wolfpack Invitational (Raleigh, N.C.)

<sup>2</sup>Ohio Valley Conference Tournament (Evansville, Ind.)

--- Leading Scorer ---  
 Wendell Green Jr. (Fr., G, 15.8 ppg)

**2021-22**

**Record: 13-18 (5-11 ASUN)**

**Coach: A.W. Hamilton**

Home: 12-5 Away: 1-13 Neutral: 0-0

Date	Opponent	W/L	EKU	OPP
11/9	GEORGETOWN COLLEGE	W	93	63
11/11	OHIO VALLEY	W	103	74
11/13	at Milwaukee	W	77	71
11/16	JAMES MADISON	L	78	79
11/20	UNIVERSITY AT ALBANY <sup>1</sup>	W	77	64
11/22	EASTERN ILLINOIS <sup>1</sup>	W	82	43
11/26	at West Virginia	L	77	80
11/28	at Radford	L	75	88
12/4	at Western Kentucky	L	80	85
12/7	at #15 Southern California	L	68	80
12/11	MARSHALL	L	69	80
12/15	MIDWAY	W	121	67
12/18	NORTHERN KENTUCKY	W(OT)	81	68
12/31	ALICE LLOYD	W	106	52
1/4	CENTRAL ARKANSAS*	L	72	79
1/8	at Bellarmine*	L	61	66
1/11	at North Alabama*	L	75	76
1/15	JACKSONVILLE STATE*	L	65	76
1/18	LIPSCOMB*	W	86	72
1/22	NORTH FLORIDA*	W	67	58
1/27	at Florida Gulf Coast*	L	73	77
1/29	at Stetson*	L	95	113
2/3	KENNESAW STATE*	W(30T)	82	81
2/5	LIBERTY*	L	84	91
2/9	at Jacksonville*	L	68	81
2/12	at Lipscomb*	L	73	83
2/16	NORTH ALABAMA*	W(OT)	80	76
2/19	at Central Arkansas*	L	76	83
2/23	at Jacksonville State*	L	68	81

2/26	BELLARMINE*	W	72	58
3/1	at Kennesaw State <sup>2</sup>	L	73	82

\*Atlantic Sun Conference Game  
<sup>1</sup>EKUHoops Invitational Presented By Geneva Financial  
<sup>2</sup>ASUN Conference Tournament

--- Leading Scorer ---  
 Jomaru Brown (Jr., G, 12.2 ppg)

**2022-23**

**Record: 23-14 (12-6 ASUN)**

**Coach: A.W. Hamilton**

Home: 14-2 Away: 5-10 Neutral: 4-2

Date	Opponent	W/L	EKU	OPP
11/7	MIAMI-MIDDLETOWN	W	137	52
11/10	WESTERN KENTUCKY	L	60	66
11/13	at Cincinnati	L	69	87
11/18	at Georgia State <sup>1</sup>	W	62	61
11/19	vs. UNC Asheville <sup>1</sup>	W	77	75
11/20	vs. Texas A&M - Commerce <sup>1</sup>	L	61	75
11/23	BRESCIA	W	122	84
12/2	at James Madison	L	80	97
12/7	at #7 Tennessee	L	49	84
12/10	BOYCE COLLEGE	W	140	79
12/14	at Northern Kentucky	L	61	64
12/17	RADFORD	W	67	65
12/22	UNC GREENSBORO	W	68	64
12/31	QUEENS*	W	88	83
1/2	at Kennesaw State*	L	75	79
1/5	at Central Arkansas*	W	77	75
1/8	LIBERTY*	W	62	59
1/12	FLORIDA GULF COAST*	W	97	76
1/14	STETSON*	W	85	70
1/19	at Lipscomb*	L	62	75
1/21	at Austin Peay*	W	74	59
1/26	at Bellarmine*	L	71	72
1/28	BELLARMINE*	W	73	63
2/2	JACKSONVILLE STATE*	W	69	67
2/4	KENNESAW STATE*	W	77	74
2/9	at Queens*	W	84	80
2/11	at Liberty*	L	73	83
2/16	CENTRAL ARKANSAS*	W	74	58
2/18	NORTH ALABAMA*	L(OT)	93	98
2/22	at North Florida*	L	64	77
2/24	at Jacksonville*	W	56	52
2/28	NORTH ALABAMA <sup>2</sup>	W	73	48
3/2	at Liberty <sup>2</sup>	L	73	79
3/19	vs. Cleveland State <sup>3</sup>	W(OT)	91	75
3/20	vs. Indiana State <sup>3</sup>	W(OT)	89	88
3/21	vs. Southern Utah <sup>3</sup>	W(20T)	108	106
3/22	vs. Charlotte <sup>3</sup>	L	68	71

\*Atlantic Sun Conference Game

<sup>1</sup>Capital Classic hosted by Georgia State (Atlanta, Ga.)

<sup>2</sup>ASUN Conference Tournament

<sup>3</sup>College Basketball Invitational (Daytona Beach, Fla.)

--- Leading Scorer ---  
 Devontae Blanton (Jr., W, 16.9 ppg)



**2023-24**

**Record: 17-14 (12-4 ASUN)**

**Coach: A.W. Hamilton**

**ASUN Regular Season Champions**

Home: 13-4 Away: 4-10 Neutral: 0-0

Date	Opponent	W/L	EKU	OPP
11/7	WEST VIRGINIA TECH	W	108	72
11/10	WILBERFORCE	W	133	75
11/17	TENNESSEE-MARTIN <sup>1</sup>	L	74	80
11/21	PRAIRIE VIEW A&M <sup>1</sup>	L	64	76
11/27	TROY	W	77	76
12/3	at Western Kentucky	L	69	79
12/7	at UNC Greensboro	L(OT)	85	87
12/10	BETHANY COLLEGE	W	121	56
12/13	at Louisiana	L	62	73
12/17	NORTHERN KENTUCKY	L	75	85
12/21	at Troy	L	81	88
12/23	at Alabama	L	67	111
12/29	at #1 Purdue	L	53	80
1/4	LIPSCOMB*	W	80	72
1/6	AUSTIN PEAY*	W	69	59
1/11	at Central Arkansas*	W	86	63
1/13	at North Alabama*	W	81	72
1/20	BELLARMINE*	W	82	70
1/25	JACKSONVILLE*	W	75	59
1/27	NORTH FLORIDA*	W	89	76
2/1	at Queens*	L	76	94
2/3	at Kennesaw State*	W	86	76
2/7	FLORIDA GULF COAST*	W	90	82
2/10	at Stetson*	L	79	87
2/14	CHICAGO STATE	W	86	73
2/17	at Bellarmine*	W	75	65
2/22	NORTH ALABAMA*	W	75	72
2/24	CENTRAL ARKANSAS*	W	95	82
2/28	at Austin Peay*	L	79	83
3/1	at Lipscomb*	L	67	81
3/5	JACKSONVILLE <sup>2</sup>	L	65	67

\* Atlantic Sun Conference Game

<sup>1</sup> EKU Classic (Richmond, Ky.)

<sup>2</sup> ASUN Conference Tournament

--- Leading Scorer ---

Isaiah Cozart (Sr., C, 15.6 ppg)



The 2023-24 Colonels won the Atlantic Sun Conference Regular Season Championship, EKU's first regular season conference title since 1978-79.



Alumni Coliseum/Baptist Health Arena (Paul S. McBrayer Court) has been the home arena for Eastern Kentucky University basketball since the 1963-64 season when the team moved from the Weaver Health Building where it had a record of 225-51 in 31 years.

Baptist Health Arena has seen a number of modifications and renovations recently. In the summer of 2014 a new playing surface was installed. It was the first time the court had been replaced since Alumni Coliseum was completed in 1963. The court is a Connor Floor and is made of grade one maple. Besides the fresh look and design, the floor offers much more resiliency, less wear and tear on knees, and a greater traction and "spring" for student-athletes.

Other recent improvements include new lighting and new basketball goals. Less than 10 schools nationwide had the new indoor LED lighting technology when it was installed. The new system provides much stronger lighting on the playing surface, increasing the strength by more than 100 foot-candles. The new basketball goals are used in the Olympic Games and by many professional and top collegiate teams.

During the summer of 2013, a new video board was installed. The display, manufactured by Daktronics, measures approximately 15 feet high by 26 feet wide and features 10 millimeter line spacing. This display shows one large image to highlight live video and instant replays. It is also able to show a variety of graphics, animations, advertisements, statistics and scoring information.

Included with the video board is a custom audio system. This audio system

is integrated with the video and scoring system to enhance the game-day atmosphere.

Since the basketball team began playing its games in AC, the Colonels have compiled an overall record of 546 wins and 256 losses. In the 61-year history of Baptist Health Arena, EKU has suffered only nine losing seasons in the building.

EKU was a perfect 11-0 in Baptist Health Arena in 1964-65 and a perfect 14-0 in 1990-91. The Colonels nearly achieved unbeaten seasons on five other occasions, losing only one home game. The 2009-10 (15-3) and the 2012-13 (15-1) teams hold the record for most wins in a season in the arena.

Located on a southern slope of the EKU campus, Alumni Coliseum forms the nucleus of a thoughtfully-planned sports complex. The Coliseum is a massive physical plant and features a great triumph in architectural design with its wooden laminated cross-arched roof — the world's largest of its kind — spanning 309 feet and providing an unobstructed view of events held in the main auditorium. A total of 616,276 board feet of lumber form the 170 beams and roof, which arches gracefully 81 feet above the floor level. The wood is southern pine finished in its natural beauty.

In addition to the main auditorium, which seats 6,500 for basketball games and 8,000 for other programs, the building contains a practice gym on the east end, numerous athletics offices, an indoor pool, shower and locker rooms, a media room and an athletic training room.

Before the start of the 2006-07 season, brand new scoreboards were added above the north and south bleachers.

**EKU in Baptist Health Arena**

Year	W-	L	Pct.
1963-64	8-	2	.800
1964-65	11-	0	1.000
1965-66	9-	3	.750
1966-67	3-	7	.300
1967-68	6-	4	.600
1968-69	9-	3	.750
1969-70	9-	3	.750
1970-71	10-	3	.769
1971-72	8-	2	.800
1972-73	7-	4	.636
1973-74	5-	5	.500
1974-75	7-	6	.538
1975-76	6-	4	.600
1976-77	5-	8	.385
1977-78	9-	4	.692
1978-79	14-	1	.933
1979-80	12-	1	.923
1980-81	7-	6	.538
1981-82	2-	10	.167
1982-83	7-	6	.538
1983-84	9-	3	.750
1984-85	10-	3	.769
1985-86	9-	6	.600
1986-87	13-	2	.867
1987-88	12-	1	.923
1988-89	4-	10	.286
1989-90	8-	5	.615
1990-91	14-	0	1.000
1991-92	10-	3	.769
1992-93	10-	2	.833
1993-94	9-	2	.818
1994-95	5-	7	.417
1995-96	9-	4	.692
1996-97	8-	4	.667
1997-98	6-	6	.500
1998-99	2-	9	.182
1999-00	5-	8	.385
2000-01	6-	7	.462
2001-02	7-	6	.538
2002-03	8-	6	.571
2003-04	11-	3	.786
2004-05	12-	1	.923
2005-06	8-	6	.571
2006-07	11-	3	.786
2007-08	9-	7	.562
2008-09	12-	2	.857
2009-10	15-	3	.833
2010-11	8-	5	.615
2011-12	11-	3	.786
2012-13	15-	1	.938
2013-14	12-	2	.857
2014-15	13-	4	.765
2015-16	10-	6	.625
2016-17	8-	6	.571
2017-18	6-	7	.462
2018-19	8-	4	.667
2019-20	10-	4	.714
2020-21	10-	2	.833
2021-22	12-	5	.706
2022-23	14-	2	.875
2023-24	13-	4	.765

**Totals (58 years) 546- 256 .681**