

2023 EASTERN KENTUCKY UNIVERSITY BASEBALL RECORD BOOK



DATE	OPPONENT	SITE	TIME	DATE	OPPONENT	SITE	TIME
2/17 (Fri)	vs. Alabama-Birmingham	Mobile, Ala.	1 p.m.	4/14 (Fri)	FLORIDA GULF COAST*	Richmond, Ky.	6 p.m.
2/18 (Sat)	at South Alabama (DH)	Mobile, Ala.	4 p.m.	4/15 (Sat)	FLORIDA GULF COAST*	Richmond, Ky.	6 p.m.
2/19 (Sun)	vs. Northwestern State	Mobile, Ala.	12 p.m.	4/16 (Sun)	FLORIDA GULF COAST*	Richmond, Ky.	10 a.m.
2/21 (Tue)	NORTHERN KENTUCKY	Richmond, Ky.	4 p.m.	4/18 (Tue)	MARSHALL	Richmond, Ky.	4 p.m.
2/24 (Fri)	UNC ASHEVILLE	Richmond, Ky.	4 p.m.	4/19 (Wed)	at Marshall	Huntington, W.Va.	3 p.m.
2/25 (Sat)	UNC ASHEVILLE	Richmond, Ky.	2 p.m.	4/21 (Fri)	at North Alabama*	Florence, Ala.	7 p.m.
2/26 (Sun)	UNC ASHEVILLE	Richmond, Ky.	1 p.m.	4/22 (Sat)	at North Alabama*	Florence, Ala.	4 p.m.
2/28 (Tue)	at Louisville	Louisville, Ky.	3 p.m.	4/23 (Sun)	at North Alabama*	Florence, Ala.	2 p.m.
3/3 (Fri)	at Western Carolina	Cullowhee, N.C.	4 p.m.	4/25 (Tue)	at Xavier	Cincinnati, Ohio	3 p.m.
3/4 (Sat)	at Western Carolina	Cullowhee, N.C.	2 p.m.	4/28 (Fri)	LIPSCOMB*	Richmond, Ky.	6 p.m.
3/5 (Sun)	at Western Carolina	Cullowhee, N.C.	1 p.m.	4/29 (Sat)	LIPSCOMB*	Richmond, Ky.	6 p.m.
3/8 (Wed)	CINCINNATI	Richmond, Ky.	4 p.m.	4/30 (Sun)	LIPSCOMB*	Richmond, Ky.	1 p.m.
3/10 (Fri)	PRESBYTERIAN COLLEGE	Richmond, Ky.	4 p.m.	5/2 (Tue)	at Northern Kentucky	Highland Heights, Ky.	
3/11 (Sat)	PRESBYTERIAN COLLEGE	Richmond, Ky.	2 p.m.	5/5 (Fri)	at Queens*	Charlotte, N.C.	6 p.m.
3/12 (Sun)	PRESBYTERIAN COLLEGE	Richmond, Ky.	1 p.m.	5/6 (Sat)	at Queens*	Charlotte, N.C.	3 p.m.
3/14 (Tue)	at Morehead State	Morehead, Ky.	3 p.m.	5/7 (Sun)	at Queens*	Charlotte, N.C.	1 p.m.
3/17 (Fri)	BELLARMINE*	Richmond, Ky.	6 p.m.	5/9 (Tue)	at Western Kentucky	Bowling Green, Ky.	6 p.m.
3/18 (Sat)	BELLARMINE*	Richmond, Ky.	6 p.m.	5/12 (Fri)	LIBERTY*	Richmond, Ky.	6 p.m.
3/19 (Sun)	BELLARMINE*	Richmond, Ky.	1 p.m.	5/13 (Sat)	LIBERTY*	Richmond, Ky.	6 p.m.
3/21 (Tue)	at Kentucky	Lexington, Ky.	6:30 p.m.	5/14 (Sun)	LIBERTY*	Richmond, Ky.	1 p.m.
3/24 (Fri)	at Kennesaw State*	Kennesaw, Ga.	6 p.m.	5/18 (Thur)	at Central Arkansas*	Conway, Ark.	7 p.m.
3/25 (Sat)	at Kennesaw State*	Kennesaw, Ga.	4 p.m.	5/19 (Fri)	at Central Arkansas*	Conway, Ark.	7 p.m.
3/26 (Sun)	at Kennesaw State*	Kennesaw, Ga.	1 p.m.	5/20 (Sat)	at Central Arkansas*	Conway, Ark.	2 p.m.
3/28 (Tue)	MOREHEAD STATE	Richmond, Ky.	6 p.m.	5/23 (Tue)	ASUN Conference Tournament	TBA	TBA
3/29 (Wed)	at Dayton	Dayton, Ohio	3 p.m.	5/24 (Wed)	ASUN Conference Tournament	TBA	TBA
3/31 (Fri)	NORTH FLORIDA*	Richmond, Ky.	6 p.m.	5/25 (Thur)	ASUN Conference Tournament	TBA	TBA
4/1 (Sat)	NORTH FLORIDA*	Richmond, Ky.	6 p.m.	5/26 (Fri)	ASUN Conference Tournament	TBA	TBA
4/2 (Sun)	NORTH FLORIDA*	Richmond, Ky.	11 a.m.	5/27 (Sat)	ASUN Conference Tournament	TBA	TBA
4/6 (Thur)	at Jacksonville*	Jacksonville, Fla.	7 p.m.	6/2-5	NCAA Regionals	TBD	
4/7 (Fri)	at Jacksonville*	Jacksonville, Fla.	7 p.m.	6/9-12	NCAA Super Regionals	TBD	
4/8 (Sat)	at Jacksonville*	Jacksonville, Fla.	1 p.m.	6/16-26	College World Series	Omaha, Neb.	
4/11 (Tue)	at Tennessee	Knoxville, Tenn.	6:30 p.m.				

Home Games in **Bold CAPS**
 * ASUN Conference Game
 Times given are Eastern and subject to change



The Official Home Of
Eastern Kentucky University Athletics
www.EKUSports.com





No.	Name	Pos.	B/T	Ht.	Wt.	Yr.	Hometown (Previous School)
1	Santiago Peralta	INF	S/R	5-10	185	Jr.	Lexington, Ky. (Lexington Catholic HS)
2	Roderick Criss II	OF	R/R	6-2	205	Sr.	Kansas City, Mo. (Crowder College)
4	Bryce Travis	LHP	L/L	6-0	195	Jr.	Richmond, Ky. (Madison Central HS)
5	Garrett Langrell	RHP	R/R	6-6	210	Jr.	Riverview, Fla. (Jones College)
7	Michael Schuler	RHP	R/R	6-0	185	Sr.	Coconut Creek, Fla. (Hillsborough CC)
8	Jalen Jones	INF	R/R	5-11	175	Sr.	McDonough, Ga. (Southwestern Illinois College)
9	Chris Hamann	LHP	L/L	6-0	155	Sr.	Washington D.C. (Harford CC)
10	Max Williams	OF	L/R	5-11	190	Jr.	Lexington, Ky. (Lafayette HS)
11	Isaac Milburn	LHP	L/L	6-0	180	So.	Lexington, Ky. (Lexington Catholic HS)
12	Matthew Corlew	OF	R/R	6-3	205	Jr.	Lake Worth, Fla. (Chipola College)
13	Conner Davis	INF	R/R	5-10	175	Jr.	Booneville, Miss. (Northeast Mississippi CC)
14	Vladimir Ceverino	RHP	R/R	6-4	190	R-Jr.	Brooklyn, N.Y. (Monroe College)
15	Quinton Hall	LHP	L/L	6-1	205	So.	Vandalia, Ohio (Vandalia-Butler HS)
16	Will King	C	R/R	5-9	195	Jr.	New York, N.Y. (IMG Academy)
17	Charlie Ludwick	1B	S/R	6-2	225	Sr.	Atlanta, Ga. (Lakeside HS)
18	Miguel Larreal	INF	L/R	6-1	175	Jr.	Orlando, Fla. (State College of Florida)
19	Joe Clancy	RHP	R/R	6-1	200	Jr.	Haymarket, Va. (Harford CC)
20	Anthony Vargas	RHP	R/R	6-2	165	Sr.	Bronx, N.Y. (Monroe College)
21	DJ Sullivan	OF	L/L	6-2	175	R-Jr.	North Augusta, S.C. (Florence-Darlington Tech)
22	Christian Jones	RHP	R/R	6-5	220	Jr.	Tuscaloosa, Ala. (Meridian CC)
23	Ron Franklin Jr.	OF	R/R	6-1	185	Jr.	New Orleans, La. (Bossier Parish CC)
24	Rian Yates	RHP	R/R	6-5	210	Jr.	Oskaloosa, Iowa (Kirkwood CC)
25	Gavin Baird	INF	L/R	5-9	190	Jr.	Angleton, Texas (Bossier Parrish CC)
27	Matthew Treadway	RHP	R/R	6-0	200	R-So.	Cincinnati, Ohio (Lincoln Memorial University)
28	Hayden Duffield	C	R/R	6-1	190	R-So.	Woodstock, Ga. (Florence-Darlington Tech)
29	Brock Blanton	RHP	R/R	6-4	205	So.	Bainbridge, Ohio (Paint Valley HS)
30	Cameron Kalandros	RHP	R/R	6-2	195	R-Jr.	Bel Air, Md. (Harford CC)
32	Chase Alderman	RHP	R/R	6-5	190	Fr.	Morehead, Ky. (Rowan County HS)
33	Luke Reed	RHP	R/R	6-2	180	Jr.	Louisville, Ky. (Mississippi Gulf Coast CC)
34	Logan Thomason	SS	R/R	6-1	180	Sr.	Richmond, Ky. (Madison Central HS)
35	Rese Brown	RHP	R/R	6-1	210	Jr.	Orlando, Fla. (Seminole State College of Florida)
36	Michael Goehrig	C	R/R	6-3	210	Sr.	Suwanee, Ga. (Southwestern Illinois College)
37	Cole Reynolds	INF	R/R	5-10	180	Fr.	Somerset, Ky. (Somerset HS)
38	Khalil Bell	OF	L/R	5-8	180	Jr.	Birmingham, Ala. (Bishop State CC)
39	Logan Smothers	RHP	R/R	6-2	185	Fr.	Danville, Ky. (Danville HS)
40	Brandon Laux	RHP	R/R	6-3	170	Jr.	Frankfort, Ill. (Kirkwood CC)
41	Gavin Faulkner	LHP	L/L	6-2	185	Fr.	Lexington, Ky. (Frederick Douglass HS)
45	Nathan Lawson	RHP	R/R	6-1	208	Fr.	Russell Springs, Ky. (Russell County HS)
46	Andrew Ginther	RHP	R/R	5-10	175	Jr.	Monticello, Ga. (Andrew College)
47	Owen Barger	C	R/R	6-0	175	Fr.	Shepherdsville, Ky. (North Bullitt HS)
	Brandon Adams	OF	R/R	5-10	175	R-So.	Richmond, Ky. (Lindsey Wilson College)
	Noah Blythe	OF	R/R	5-9	180	R-Jr.	Lexington, Ky. (Mississippi Gulf Coast CC)
	DeeJay Booth	OF	L/L	6-0	210	Jr.	Hattiesburg, Miss. (Jones College)
	Nick Hammond	INF	R/R	6-2	195	R-Fr.	Shelbyville, Ky. (Martha Layne Collins HS)
	Braden Renfro	C	R/R	5-10	190	R-Fr.	Richmond, Ky. (Model Laboratory School)
	Solomon Riley	RHP	R/R	6-4	195	R-Fr.	Baton Rouge, La. (The Dunham School)
	Luke Wilkerson	RHP/INF	R/R	6-4	195	Fr.	Ocala, Fla. (Trinity Catholic HS)

Head Coach: Chris Prothro (Arkansas State, 2005), Third Year

Assistant Coach/Recruiting Coordinator: Walt Jones (Nicholls State, 2008), Third Year

Assistant Coach/Pitching Coach: Tyler Anderson (William Woods, 2011), First Year

Volunteer Assistant Coach: Bryant Bowen (Southern Mississippi, 2019), Third Year



• **Chris Prothro**

Title: Head Coach
Year at EKU: third season
Alma Mater:
Arkansas State, 2005

Chris Prothro was chosen as Eastern Kentucky University's

baseball head coach on Sept. 30, 2020.

It didn't take long for Prothro to turn the Colonels into champions. In 2022, EKU went 38-20 overall and claimed a share of the ASUN Conference West Division Championship with a 20-10 league mark. The 38 wins were the most in a season since the 1990 squad won 42. It was Eastern Kentucky's first conference title since 2012. The Colonels were picked to finish eighth in the ASUN Preseason Poll, but finished tied for the best overall conference record in the league.

Two players earned considerable national attention during the 2022 season. Kendal Ewell was a semifinalist for the Golden Spikes Award, given each year to the top amateur baseball player in the country. He also earned multiple national player of the week honors. Will Brian was chosen as an All-American by three organizations, including a first team pick by the NCBWA. He was also a finalist for the NCBWA Stopper of the Year Award.

Ewell and Brian joined catcher Will King on the ASUN All-Conference Team. King also earned a spot on the ASUN All-Tournament team after leading the Colonels to the semifinals.

Brian was ranked by D1Baseball.com as the No. 6 reliever in the nation and Ewell was rated as the 34th-best outfielder. King was on the Buster Posey National Collegiate Catcher of the Year Award watch list.

Eastern Kentucky won 17 more games in 2022 than the season before and posted 13 road wins after earning just five in 2021. Brian broke EKU's single season individual saves record. As a team, the Colonels set a new record for fielding percentage (97.5 percent) and total saves (19).

"Words can't even express how excited I am to lead the EKU baseball program," Prothro said. "The pieces are in place for a championship level of success. We have amazing facilities, a first class student-athlete experience and outstanding leadership."

In his first season, Prothro led the Colonels to victories over No. 15 Georgia Tech and No. 7 Louisville. EKU also got the tying run to second base in the ninth inning at No. 2 Vanderbilt before falling by two. Eastern played 14 games against teams that advance to the NCAA Tournament. Four players earned postseason honors in 2021.

The Colonels improved throughout the season, winning three of their final five conference series. Over the final 11 games of the season, Prothro's pitching staff had a 3.34 ERA. The staff led the league in strikeouts and defensively the 2021 team set what was then a new program record with a .972 fielding percentage.

Prior to taking the head coaching position at EKU, Prothro helped the University of South Alabama capture two conference championships, make two NCAA Regional appearances and compile a 152-104 record in five seasons as an assistant coach.

"I first learned about Chris Prothro several years ago and I've been impressed ever since," said Vice President and Director of Athletics Matt Roan. "What I believed then and what I know now is that he is high character and possesses the right disposition, baseball intellect, and recruiting abilities to keep our program at a championship level. He is committed to winning the right way, prioritizes the total student-athlete experience, and he's a competitor. Coach will also build strong, personal connections throughout our campus, the community and with the Colonel baseball alumni."

As the recruiting coordinator at South Alabama, Prothro led the efforts that resulted in the 2018 recruiting class being ranked 25th in the nation. The 2016, 2017, 2019 and 2020 classes also garnered recognition by national collegiate baseball publications.

Prothro joined the Jaguars staff in July of 2015. As the program's hitting instructor, USA ranked first or second in every major statistical category in the Sun Belt Conference in 2017 as well as placing among the national

leaders in runs scored per game, walks and home runs. He instructed two first team All-Sun Belt selections in three consecutive seasons, 2016-18. Prothro coached five players who were drafted over a three-year span, including the No. 10 overall pick in 2018.

With Prothro on the staff, South Alabama captured the 2016 Sun Belt Conference regular season title and the 2017 Sun Belt Tournament Championship. The Jaguars won two games in the Tallahassee Regional in 2016 before falling to top-seeded Florida State. USA beat No. 2 seed Mississippi State in the first round of the Hattiesburg Regional in 2017. South Alabama finished the 2017 season ranked 26th nationally.

From the summer of 2007 to 2015, Prothro served in a variety of roles at Nicholls State University. He was the associate head coach and recruiting coordinator from 2011 to 2015. He spent six seasons as the pitching coach and two seasons as the hitting coach. In his final two seasons, he helped NSU win 66 games overall and 66 percent of its conference games. The 2014 and 2015 Nicholls recruiting classes were recognized nationally.

During his tenure as pitching coach, eight pitchers were drafted or signed by MLB organizations. He tutored the 2014 and 2015 Southland Conference Pitcher of the Year and the 2015 Southland Conference Reliever of the Year.

Prothro was an assistant at North Iowa Community College during the 2006 season. He also was an assistant coach in the Northwoods Summer Collegiate League in 2006 and 2007, coaching 13 future MLB draft picks.

Prothro earned a bachelor's of arts degree in history in 2005 at Arkansas State University, where he played for two seasons. He began his collegiate playing career at Northwestern State University. Prothro and his wife Candace have two children, Grayson and Rhyen.



• Walt Jones

Title: Asst. Coach/Recruiting Coord.
Year at EKU: third season
Alma Mater:
Nicholls State, 2008

Walt Jones joined the baseball staff as assistant coach/recruiting coordinator in November of 2020.

Jones serves as the hitting instructor, and coaches base running and the outfielders. He helped the Colonels to a championship season in 2022. EKU went 38-20 overall and claimed a share of the ASUN Conference West Division Championship with a 20-10 league mark. The 38 wins were the most in a season since the 1990 squad won 42. It was Eastern Kentucky's first conference title since 2012. The Colonels were picked to finish eighth in the ASUN Preseason Poll, but finished tied for the best overall conference record in the league.

Outfielder Kendal Ewell was a semifinalist for the Golden Spikes Award, given each year to the top amateur baseball player in the country. He also earned multiple national player of the week honors.

Ewell joined catcher Will King on the ASUN All-Conference Team. King also earned a spot on the ASUN All-Tournament team after leading the Colonels to the semifinals. Ewell was rated by D1Baseball.com as the 34th-best outfielder in the country. King was on the Buster Posey National Collegiate Catcher of the Year Award watch list.

Eastern Kentucky won 17 more games in 2022 than the season before and posted 13 road wins after earning just five in 2021. As a team, the Colonels set a new record for fielding percentage (97.5 percent).

In 2021, Jones helped the Colonels to victories over No. 15 Georgia Tech and No. 7 Louisville. EKU also got the tying run to second base in the ninth inning at No. 2 Vanderbilt before falling by two. The Colonels improved throughout the season, winning three of their final five conference series.

Outfielder/designated hitter Caleb Upshaw was a first team all-conference selection in 2021.

Jones was a scouting director for the Prep Baseball Report-Louisiana and national JUCO scouting director for Prep Baseball Report-National from July 2019 to the fall of 2020. During his time with Prep Baseball Report he scouted amateur baseball throughout the state and country. He also booked, managed and marketed events, and assisted in all operations of Prep Baseball Report-Louisiana.

Before his time with Prep Baseball Report, Jones was the recruiting coordinator and associate head coach at Nicholls State University from 2014-19. While at Nicholls, Jones oversaw recruiting, coached the outfielders and hitters, and organized fundraising events.

Jones was an assistant coach at Chipola College from 2012 through 2013 where he coordinated camps and coached all position players, and the hitters.

Before joining the Chipola staff he was at Nicholls State where he served a volunteer assistant coach and the director of operations from 2009-12. As director of baseball operations from 2009-11 he assisted in all baseball operations. As a volunteer assistant from 2011-12 he was in charge of coordinating camps, coached the outfielders and assisted with the hitters.

Jones played baseball at Nicholls in 2007-08. Before going to Nicholls he played at Wallace Community College in 2005-06. He played football at North Alabama in 2003 and 2004.

In October 2009 Jones participated in a Washington Nationals Minority Internship.

Jones earned his associate's of science degree from Wallace in 2006, before transferring to Nicholls State. He completed his bachelor's of science at Nicholls in 2008 and is currently pursuing a master's of business administration.



• Tyler Anderson

Title: Asst. Coach/Pitching Coach
Year at EKU: first season
Alma Mater:
William Woods, 2011

Tyler Anderson joined the EKU program as the pitching coach in July of 2022.

Anderson has served as a pitching coach in two Major League Baseball organizations since 2018 and as the national pitching coordinator for Australian baseball since 2021.

From 2020 until this summer, Anderson was the training complex pitching coordinator/Florida Complex League pitching coach for the Philadelphia Phillies and the pitching coach for the Clearwater Threshers, the team's Class A minor league affiliate. From 2018 to 2020, Anderson worked in the Los Angeles Angels organization, serving as the pitching coach at different times for the Orem Owls in the Pioneer League, the AZL Angels in the Arizona League and the Burlington Bees in the Midwest League.

As Australia's national pitching coordinator, Anderson has played a key role in modernizing that nation's approach to pitching and bringing the data-driven pitching movement that has transformed baseball to Australia.

"Tyler joined us from the Phillies organization where he spent two years helping develop some of the top pitching prospects in their system," Prothro said. "He came highly recommended as an outstanding communicator who will help our pitching staff continue to progress at a high level. While working in the Angels organization for two years, he earned high marks for his ability help players get better."

Anderson worked as the pitching coach for the Perth Heat in the Australian Baseball League in 2019 and 2020. He helped the team lead the ABL in almost every pitching category and he tutored ABL Pitcher of the Year Dylan Unsworth. In 2021, he served as the pitching coach for the Australian U18 National Team.

Anderson's coaching career began as the volunteer assistant at Dartmouth from 2014 to 2016. He helped the program establish a new record for strikeouts in 2016 while allowing the fewest runs and walks in the Ivy League. He served as an assistant coach at Saint Louis University during the 2017 season, helping the Billikens to a 35-win season and breaking the school record for strikeouts. During the 2018 season, Anderson was the recruiting coordinator and pitching coach at Lindenwood University.

During his collegiate and professional coaching career, Anderson has coached seven MLB Draft picks and six pitchers who have gone on to play in the majors.

In 2011, Anderson earned a bachelor's of science in sports management from William Woods University, where he played for two seasons.



• Bryant Bowen

Title: Volunteer Assistant Coach
Year at EKU: third season
Alma Mater:
Southern Miss, 2019

Bryant Bowen, a 2019 All-Conference USA selection, joined the Eastern Kentucky University program as a volunteer assistant coach in January

2021.

Bowen coaches the catchers and assists with the pitching staff. He helped the Colonels to a championship season in 2022. EKU went 38-20 overall and claimed a share of the ASUN Conference West Division Championship with a 20-10 league mark. The 38 wins were the most in a season since the 1990 squad won 42. It was Eastern Kentucky's first conference title since 2012. The Colonels were picked to finish eighth in the ASUN Preseason Poll, but finished tied for the best overall conference record in the league.

Left-hander Will Brian was chosen as an All-American by three organizations, including a first team pick by the NCBWA. He was also a finalist for the NCBWA Stopper of the Year Award.

Brian joined catcher Will King on the ASUN All-Conference Team. King also earned a spot on the ASUN All-Tournament team after leading the Colonels to the semifinals. Brian was ranked by D1Baseball.com as the No. 6 reliever in the nation. King was on the Buster Posey National Collegiate Catcher of the Year Award watch list.

Eastern Kentucky won 17 more games in 2022 than the season before and posted 13 road wins after earning just five in 2021. Brian broke EKU's single season individual saves record. As a team, the Colonels set a new record for total saves (19).

In 2021, Bowen helped the Colonels to victories over No. 15 Georgia Tech and No. 7 Louisville. EKU also got the tying run to second base in the ninth inning at No. 2 Vanderbilt before falling by two. The Colonels improved throughout the season, winning three of their final five conference series.

As a freshman, King was strong defensively throughout much of the season. He finished his first campaign leading the conference with 24 players caught stealing. King threw out more than 40 percent of stolen base attempts against him, which was better than 12 of the 17 semifinalists for the Buster Posey National Catcher of the Year Award. He made just three errors and had only seven passed balls. At one point during the season he caught 88 straight innings and 136 of 143.

Over the final 11 games of the season, the pitching staff had a 3.34 ERA. Starting pitcher Darren Williams and Brian were second team all-conference picks. The staff led the league in strikeouts.

Bowen earned second team all-conference honors as senior catcher at Southern Miss following the 2019 season when he hit .341 with 43 runs, 11 home runs and 51 RBIs.

The Shreveport, Louisiana native spent the 2020 season as a graduate transfer at South Carolina. He played in 15 games and started nine times during the abbreviated campaign, finishing with six runs scored, two home runs and seven RBIs. Bowen hit a home run in his first at-bat of his Gamecock career.

Bowen was chosen to the Conference USA All-Tournament Team in 2017 and 2019. He helped the Southern Miss capture the 2019 C-USA Tournament championship. USM finished 44-18 and won the regular season and tournament titles in 2018. USM went 50-16 in 2017, won the regular season championship. Bowen helped the Golden Eagles to three NCAA Regionals.

Bowen earned a spot on the Conference USA Commissioner's Honor roll in 2016, 2017 and 2018. He completed a bachelor's of science degree in business administration at Southern Miss in May of 2019. He was pursuing a master's of health information technology at South Carolina.

#49 Brandon Adams, OF, 5-10, 175, R-So., Richmond, Ky. (Lindsey Wilson College)**AS A SOPHOMORE IN 2022 AT EKU**

Did not play in any games ... ASUN Conference Honor Roll.

AS A FRESHMAN IN 2021 AT LINDSEY WILSON COLLEGE

Played in 13 games and started seven times ... batted .214 with eight runs and four RBIs ... walked seven times for a .371 on-base percentage ... had a walk-off hit against Shawnee State ... chosen Academic All-Mid-South Conference.

AS A FRESHMAN IN 2020 AT LINDSEY WILSON COLLEGE

Did not play in any games during the shortened season.

HIGH SCHOOL

Graduated from Madison Central High School in 2019 ... helped the team to a 30-8 record and a region title as a junior in 2018.

PERSONAL

Full name is Brandon Anthony Adams ... son of Brian and Shelia Adams ... has one sister – Mary Carol ... majoring in sport management.

#32 Chase Alderman, RHP, 6-5, 190, Fr., Morehead, Ky. (Rowan County HS)**HIGH SCHOOL**

First team all-state as a senior in 2022 after going 7-2 with a 1.85 ERA and 84 strikeouts in 49 innings pitched, and hitting .375 with 52 runs, four home runs, 29 RBIs and 24 stolen bases ... NEKY All-Star and 61st District MVP as a senior ... Collegiate Baseball Newspaper 2022 Kentucky Players to Watch List ... second team all-state pick as a junior after going 6-1 with a 1.46 ERA and 81 strikeouts in 38 and one-third innings, and hitting .492 with 56 runs, 45 stolen bases and 33 RBIs ... KHSBCA East/West All-Star ... was 22-3 with a 1.72 ERA and 253 strikeouts in 146 and two-thirds innings pitched during his high school career ... all-area in four sports as a senior – baseball, basketball, football ... averaged 12.4 points and 7.3 rebounds as a member of the Rowan County High School basketball team.

PERSONAL

Full name is Chase Edward Alderman ... son of Mike and Kris Alderman ... has one brother – Ty ... his grandfather Sonny Allen played college baseball at Morehead State and professionally for the Yankees ... his brother Ty was a swimmer at Transylvania ... his mother Kris was a cheerleader at Morehead State ... his cousin Chase Fielder played college basketball at Florida Gulf Coast ... his cousin Jake Fieler played college football at Virginia ... major is undecided.

#25 Gavin Baird, INF, 5-9, 190, Jr., Angleton, Texas (Bossier Parrish Community Col.)**AS A SOPHOMORE IN 2022 AT BOSSIER PARRISH COMMUNITY COLLEGE**

Honorable mention All-Region 14 as a second baseman ... hit .365 with a .476 on-base percentage, two home runs, 16 doubles, 46 runs and 43 RBIs.

AS A FRESHMAN IN 2021 AT BOSSIER PARRISH COMMUNITY COLLEGE

Posted a .302 average with a .477 on-base percentage, two home runs, eight doubles, 22 runs and 20 RBIs.

HIGH SCHOOL

Graduated from Angleton High School in 2019 ... hit .500 with 10 doubles, five triples and 27 RBIs and was chosen as the Houston Area 5A Hitter of the Year as a senior.

PERSONAL

Full name is Gavin Thomas Wright Baird ... son of Elliott and Shari Baird ... has one sister – Madison ... plans to study sport management.

#47 Owen Barger, C, 6-0, 175, Fr., Shepherdsville, Ky. (North Bullitt HS)**HIGH SCHOOL**

NHSSCA All-American and second team all-state pick as a senior in 2022 at North Bullitt High School ... chosen as district player of the year and first team all-region as a senior after batting .454 with six home runs, seven doubles, 26 RBIs and 31 stolen bases ... first team all-state as a junior after hitting .482 with 10 home runs, 15 doubles and 51 RBIs ... also chosen as district player of the year and first team all-region as a junior.

PERSONAL

Full name is Owen James Barger ... son of John and Sandra Barger ... has two sisters – Samantha and Sarah ... plans to study construction management.

#38 Khalil Bell, OF, 5-8, 180, Jr., Birmingham, Ala. (Bishop State CC)**AS A SOPHOMORE IN 2022 AT EKU**

Played in 14 games ... started five times, all at designated hitter ... scored four runs and drove in two ... drove in what proved to be the game winning run with a sacrifice fly in the top of the ninth inning at Central Arkansas (May 21), a win that clinched a share of the ASUN West Division title for EKU ... went 1-for-3 with a walk, a run and an RBI in the ASUN Conference Tournament

game against Jacksonville (May 26) ... was 1-for-1 with a walk and a run scored against No. 1 Liberty in the ASUN Tournament semifinals ... ASUN Conference Honor Roll.

AS A FRESHMAN IN 2021 AT BISHOP STATE COMMUNITY COLLEGE

Batted .340 with two home runs, eight doubles, 19 RBIs and four stolen bases ... had a .526 slugging percentage.

AS A FRESHMAN IN 2020 AT BISHOP STATE COMMUNITY COLLEGE

Hit .413 with nine doubles and 10 RBIs during the shortened season ... chosen as the Most Outstanding Bishop State Community College Athlete.

HIGH SCHOOL

Hit .400 with seven doubles and 35 RBIs as a senior in 2019 at Clay-Chalkville High School ... batted .413 with 12 doubles and 30 RBIs for the Cougars as a junior ... member of the National Honor Society.

PERSONAL

Full name is Aronde' Khalil Bell ... son of Alton and Natosia Bell ... has two brothers – Nuriand Jameel, and one sister – Kaya ... his father Alton played baseball at Stillman College ... majoring in general studies.

#29 Brock Blanton, RHP, 6-4, 205, So., Bainbridge, Ohio (Paint Valley HS)**AS A FRESHMAN IN 2022**

Went 3-1 with a save in 19 appearances out of the bullpen ... struck out 20 batters over 16 and one-third innings ... pitched a season-high three innings with a season-best seven strikeouts against Central Arkansas (April 14), allowing one run ... earned his first win two days later after pitching one-third of an inning against Central Arkansas (April 16) ... third win of the season came against Jacksonville State (May 8), pitching one scoreless inning of relief ... earned the save after getting the final out of an ASUN Conference Tournament game against Jacksonville (May 26).

HIGH SCHOOL

Second team all-state selection as a senior after batting .446 and going 8-4 on the mound ... struck out 116 batters in 74 and one-third innings ... helped the Bearcats to sectional and district championships while also earning first team all-conference and first team all-district recognition ... went 6-4 with 77 strike outs and a 2.30 ERA in 70 and one-third innings as a sophomore in 2019.

PERSONAL

Full name is Brock David Blanton ... son of David and Bobbi Blanton ... has one brother – Bryce ... majoring in general business.

#6 Noah Blythe, OF, 5-9, 180, R-Jr., Lexington, Ky. (Mississippi Gulf Coast CC)**AS A REDSHIRT SOPHOMORE IN 2022 AT EKU**

Did not play in any games ... ASUN Conference Honor Roll.

AS A REDSHIRT FRESHMAN IN 2021 AT MISSISSIPPI GULF COAST COMMUNITY COLLEGE

Played in 26 games ... hit .227 with six home runs, 18 RBIs and 15 runs scored.

AS A FRESHMAN IN 2020 AT MISSISSIPPI GULF COAST COMMUNITY COLLEGE

Redshirt season ... did not play in any games.

HIGH SCHOOL

Graduated from Tates Creek High School in 2019 ... helped the Commodores capture the state championship as a senior ... batted .314 with four home runs, 12 doubles and 32 RBIs while going 4-0 on the mound with a 1.56 ERA and 28 strikeouts in 18 innings his senior season.

PERSONAL

Full name is Noah Michael Blythe ... son of Mark and Lee Blythe ... has one brother – David, and two sisters – Adair and Julia ... his dad played collegiate baseball at the University of Kentucky ... majoring in criminal justice.

#3 DeeJay Booth, OF, 6-0, 210, Jr., Hattiesburg, Miss. (Jones College)**AS A SOPHOMORE IN 2022 AT JONES COLLEGE**

Batted .305 with 45 runs, 10 doubles, four home runs, 33 RBIs and nine stolen bases ... struck out 19 times in 151 at bats and had a .424 on-base percentage.

AS A FRESHMAN IN 2021 AT JONES COLLEGE

Second team all-conference ... hit .361 with 46 runs, eight doubles, six home runs, 35 RBIs and nine stolen bases ... posted a .497 on-base percentage, drawing 35 walks and striking out only 26 times.

HIGH SCHOOL

Graduated from Oak Grove High School in 2020 ... hit .385 as a senior in 2020 ... earned all-state and all-district as a junior after hitting .475 with three home runs and 15 stolen bases.

PERSONAL

Full name is D'mtrice Chantrail Booth Jr. ... son of Tamiko Booth ... plans to study homeland

security.

**#35 Reese Brown, RHP, 6-1, 210, Jr., Orlando, Fla. (Seminole State College of Florida)
AS A SOPHOMORE IN 2022 AT ECU**

Appeared in and started 14 games ... went 6-3 with a 3.76 ERA and 82 strikeouts in 76 and two-thirds innings ... allowed 59 hits and walked 30 ... opponents had a .212 batting average against the right-hander ... tied for fifth in the ASUN Conference in wins, was sixth in ERA, tied for sixth in strikeouts, tied for seventh in starts, tied for ninth in innings pitched and ninth in strikeouts per nine (9.63) ... was 55th in the nation in hits allowed per nine innings (6.93) and 86th in WHIP (1.16) ... chosen as the ASUN Pitcher of the Week on May 23 after he tossed a complete game, two-hit shutout at Central Arkansas (May 20) to secure ECU's place in the ASUN Tournament ... over his final four starts of the regular season, Brown was 2-0 with a 2.28 ERA, averaging 6.9 innings per start ... he struck out 21 and allowed only 18 hits in 27 and two-thirds innings over that time ... earned his first win against Bowling Green (March 5), allowing one run on four hits and striking out a season-high 13 in six innings ... struck out 10 in seven shutout innings against Bellarmine (March 26) and allowed two hits and two walks ... gave up one run on five hits and struck out six in eight innings at Jacksonville State (April 2).

AS A FRESHMAN IN 2021 AT SEMINOLE STATE COLLEGE OF FLORIDA

Started 11 games and made 21 appearances ... went 7-3 with three saves and a 3.92 ERA ... struck out 88 and walked only 30 in 80 and one-third innings ... pitched one complete game ... averaged 9.86 strikeouts per nine innings.

AS A FRESHMAN IN 2020 AT UNIVERSITY OF SOUTH FLORIDA

Made one appearance out of the bullpen, against No. 12 Florida State on Feb. 18 ... allowed one run in two-thirds of an inning with a strike out.

HIGH SCHOOL

Pitched in four games as a senior at Lake Brantley High School after returning from an injury, finishing with two saves ... was 2-0 as a junior in 2018 before suffering a season-ending injury ... earned first team all-conference honors and pitcher of the year recognition after going 8-0 with a 2.35 ERA as a sophomore.

PERSONAL

Full name is Reese Gardner Brown ... son of John Brown and Linda Lay ... has one sister – Emory ... his dad ran track at Central Michigan and his grandfather, Roger Brown, ran track at Miami (Ohio) ... majoring in general studies.

#14 Vladimir Ceverino, RHP, 6-4, 190, R-Jr., Brooklyn, N.Y. (Monroe College)

AS A REDSHIRT SOPHOMORE IN 2022 AT ECU

Appeared in 22 games ... went 2-0 with one save and a 4.50 ERA ... was 20th in the ASUN Conference in appearances ... earned a save against Bellarmine (March 27) after pitching a perfect inning with one strikeout ... struck out two in one and two-thirds innings of scoreless relief against Xavier (April 19) ... earned his first win of the season after pitching an inning of scoreless relief at North Alabama (April 22) ... earned the win over North Florida (May 24) in the ASUN Conference Tournament.

AS A REDSHIRT FRESHMAN IN 2021 AT MONROE COLLEGE

Saw action in eight games and started six times ... pitched two complete games ... went 3-1 with a 4.22 ERA over 32 innings ... allowed just 21 hits ... struck out 39 batters and walked 27 ... held opponents to a .184 batting average.

AS A REDSHIRT FRESHMAN IN 2020 AT MONROE COLLEGE

Made four appearances and started twice during the shortened season ... went 1-2 with a 10.80 ERA over 10 innings ... struck out seven.

AS A FRESHMAN IN 2019 AT ST. JOHN'S UNIVERSITY

Redshirt season ... did not play in any games.

HIGH SCHOOL

Played outfield and pitched for Franklin K. Lane High School ... a two-year team captain ... named the No. 25 recruit overall and the No. 6 right-handed pitcher in the state of New York by Perfect Game.

PERSONAL

Full name is Vladimir Ceverino ... son of Rafael Ceverino and Silvia Gonzalez ... has one brother – Michael Carol ... majoring sport management.

#19 Joe Clancy, RHP, 6-1, 200, Jr., Haymarket, Va. (Harford Community College)

AS A SOPHOMORE IN 2022 AT HARFORD COMMUNITY COLLEGE

Went 5-0 with a 2.89 ERA ... made 18 appearances and started once ... struck out 40 batters in 43 and two-thirds innings ... helped Harford win a region championship.

AS A FRESHMAN IN 2021 AT HARFORD COMMUNITY COLLEGE

Was 2-0 with a 1.80 ERA in four appearances ... struck out 16 over 10 innings of work and held

opponents to a .067 batting average.

AS A FRESHMAN IN 2020 AT UNIVERSITY OF MARYLAND BALTIMORE COUNTY

Did not play.

HIGH SCHOOL

All-state as a senior at Westfield High School in 2019 ... also earned first team all-conference, MET Pitcher of the Year and Rawlings All-America honors his senior season ... posted a 0.81 ERA with 134 strikeouts in 60 innings as a senior.

PERSONAL

Full name is Joseph Clancy ... son of Michael and Christine Clancy ... has one brother – Jack ... plans to study accounting.

#12 Matthew Corlew, OF, 6-3, 205, Jr., Lake Worth, Fla. (Chipola College)

AS A SOPHOMORE IN 2022 AT ECU

Appeared in 21 games and started 14 times ... all 14 starts were at designated hitter ... made a diving catch in right field in the ASUN Tournament against Jacksonville (May 26) that was No. 2 on ESPN SportsCenter Top-10 Plays ... scored six runs and drove in four for the season ... went 1-for-3 with a walk, a triple and two runs scored at North Alabama (March 18) ... was 2-for-2 and drove in the game-winning run in the 10th inning at Bellarmine (May 1) ... drive in three runs while going 1-for-3 with a walk against Jacksonville State (May 8) ... had a 2-for-3 game with two walks, two stolen bases and two runs scored against Lipscomb (May 13) ... ASUN Conference Honor Roll.

AS A FRESHMAN IN 2021 AT CHIPOLA COLLEGE

Played in 23 games ... hit .269 with 14 runs, two home runs and 13 RBIs.

AS A FRESHMAN IN 2020 AT CHIPOLA COLLEGE

Did not play in any games.

HIGH SCHOOL

Drafted in the 23rd round of the 2019 MLB Draft by the Angels ... helped North Broward Prep to a 17-10 record as a senior in 2019.

PERSONAL

Full name is Matthew Corlew ... son of Reginald and Jerilyn Corlew ... has one brother – Clark and one sister – Micaela Corlew Harris ... his father Reginald played football at the University of Florida from 1984 to 1988 ... his uncle played football at the University of Alabama for coach Bear Bryant ... majoring sport management.

#2 Roderick Criss II, OF, 6-2, 205, Sr., Kansas City, Mo. (Crowder College)

AS A JUNIOR IN 2022 AT ECU

Saw action in 40 games and started 31 times before suffering a late season injury ... started 22 times in right field and nine times in left ... hit .252 with four home runs, four doubles, 12 RBIs and 22 runs scored ... had a .368 on-base percentage ... first multi-hit game came against Ohio (Feb. 25), finishing 2-for-4 with a double and an RBI ... finished the three-game Ohio series 5-for-11 with two runs and an RBI ... scored a season-best three runs at Jacksonville State (April 1), finishing 2-for-4 with a home run and an RBI ... had his first three-hit game a day later at Jacksonville State (April 2), going 3-for-4 with two runs and two RBIs ... also had a three-hit game against Central Arkansas (April 16), finishing 3-for-4 with a home run, two runs and an RBI ... scored five runs and hit two home runs in a three-game series against North Alabama ... ASUN Conference Honor Roll.

AS A SOPHOMORE IN 2021 AT CROWDER COLLEGE

Played in 52 games ... batted .327 with a .478 on-base percentage and a .667 slugging percentage ... hit 11 home runs with 54 RBIs and 58 runs scored ... helped Crowder to a 55-8 record and the semifinals of the JUCO World Series.

AS A SOPHOMORE IN 2020 AT CROWDER COLLEGE

Hit .293 with five home runs, 18 RBIs and four stolen bases as Crowder went 22-3 during the 2020 season.

AS A FRESHMAN IN 2019 AT CROWDER COLLEGE

Helped Crowder capture a region championship with a 47-16 record after batting .306 with three home runs, 40 RBIs and 12 stolen bases as a freshman.

HIGH SCHOOL

Was a second team all-state outfielder at Staley High School as a senior in 2018, helping the Falcons to a 32-2 record ... picked up honorable mention all-state recognition as a junior in 2017 and as a sophomore in 2016.

PERSONAL

Full name is Roderick Neil Criss II ... son of Rod Criss and Melissa Allen ... has two sisters – Kaya and Kylie ... majoring sport management.

#13 Conner Davis, 3B, 5-10, 175, Jr., Booneville, Miss. (Northeast Mississippi CC)

AS A SOPHOMORE IN 2022 AT EKU

Played in 57 of the team's 58 games and started 56 times ... made all his starts at third base ... hit .259 with 11 doubles, four home runs, 31 RBIs and 36 runs scored ... drew 26 walks and had a .343 on-base percentage ... had a 3-for-3 game with a double and two runs against Ohio (Feb. 26) ... drove in eight runs in his first 28 games and then had six RBIs in one game, against Jacksonville State (April 3), finishing 3-for-5 with a grand slam and two runs scored ... the six RBIs tied for the most in a game all season by any Colonel ... finished 2-for-4 with two doubles, two runs and two RBIs against Central Arkansas (April 15) ... had three hits in five at bats, with a run and two RBIs against North Alabama (April 22) ... batted .375 with four runs and six RBIs in four ASUN Conference Tournament games ... drove in two runs each in ASUN Tournament games against Jacksonville State (May 25) and Jacksonville (May 26) ... went 2-for-4 with a run and an RBI against No. 1 seed Liberty in the ASUN semifinals ... ASUN Conference Honor Roll.

AS A FRESHMAN IN 2021 AT NORTHEAST MISSISSIPPI CC

Hit .324 with a .500 slugging percentage over 38 games ... had one home run, 23 RBIs and scored 30 runs ... finished with 17 stolen bases in 19 attempts.

AS A FRESHMAN IN 2020 AT NORTHEAST MISSISSIPPI CC

Had a .358 batting average as a freshman while helping Northeast Mississippi Community College to a 16-2 record.

HIGH SCHOOL

Chosen first team all-division and Region 1-3A Player of the Year as a senior in 2019 at Booneville High School after batting .505 ... also chosen first team all-division after hitting .309 as a junior in 2018 ... chosen as the Region 1-3A Defensive Player of the Year after his junior season ... picked up second team all-division honors after hitting .303 as sophomore in 2017.

PERSONAL

Full name is Rickie Conner Davis ... son of Rickie and Jennifer Davis ... has one brother – Ben, and one sister – Zada ... majoring sport management.

#28 Hayden Duffield, C, 6-1, 190, R-So., Woodstock, Ga. (Florence-Darlington Tech)

AS A REDSHIRT FRESHMAN IN 2022 AT FLORENCE-DARLINGTON TECH

Hit .250 with a .365 on-base percentage in 23 games.

AS A FRESHMAN IN 2021 AT GEORGIA SOUTHERN UNIVERSITY

Redshirt season ... did not play.

HIGH SCHOOL

Graduated from River Ridge High School in 2020 ... hit .355 as a junior on his way to earning all-region honors.

PERSONAL

Full name is Hayden Duffield ... son of Marilyn Duffield ... plans to study finance.

#41 Gavin Faulkner, LHP, 6-2, 185, Fr., Lexington, Ky. (Frederick Douglass HS)

HIGH SCHOOL

Hit .307 with 12 home runs and 43 RBIs while going 6-1 with a 1.83 ERA and 59 strikeouts on the mound as a senior in 2022 ... set the program home run record ... earned all-state honors after going 4-1 with a 1.95 ERA and 77 strikeouts as a junior ... four-time academic all-state.

PERSONAL

Full name is Gavin Luke Faulkner ... son of Lee and Holly Faulkner ... has one brother – Cade ... plans to study pre-nursing.

#23 Ron Franklin Jr., OF, 6-1, 185, Jr., New Orleans, La. (Bossier Parish CC)

AS A SOPHOMORE IN 2022 AT EKU

Played in 49 games and started 45 times ... made all his starts in center field ... hit .225 with seven home runs, 10 doubles, 36 RBIs and 28 runs scored ... was 6-for-6 in stolen base attempts ... hit his first home run of the season against Marshall (March 1) ... had two doubles, two RBIs and scored a run against Dayton (March 2) ... drove in three runs while going 2-for-5 with a home run and a run against North Alabama (April 23) ... one day later, hit two home runs, drove in four and scored twice against North Alabama (April 24) ... went 2-for-5 with a double and two RBIs against No. 1 seed Liberty (May 27) in the ASUN Conference Tournament semifinals ... ASUN Conference Honor Roll.

AS A FRESHMAN IN 2021 AT BOSSIER PARISH CC

Posted a .252 batting average while playing in 42 games ... had two home runs, 15 RBIs and 19 runs.

AS A FRESHMAN IN 2020 AT BOSSIER PARISH CC

Batted .286 with two doubles and two RBIs in five games.

HIGH SCHOOL

Was a first team all-district pick as a senior at Archbishop Rummel High School in 2019.

PERSONAL

Full name is Ron Keith Franklin Jr. ... son of Ron Sr. and Shantell Franklin ... has one sister – Rehanna ... majoring in general business.

#46 Andrew Ginther, RHP, 5-10, 175, Jr., Monticello, Ga. (Andrew College)

AS A SOPHOMORE IN 2022 AT ANDREW COLLEGE

Saw action in 17 games ... posted a 1-0 record ... struck out eight in 16 innings.

AS A FRESHMAN IN 2021 AT ANDREW COLLEGE

Made 22 appearances ... struck out 15 in 20 and two-thirds innings ... went 0-1 with one save.

HIGH SCHOOL

Graduated from Locust Grove High School in 2020 ... helped the team to a 14-2 start in 2020 before the season was canceled.

PERSONAL

Full name is Andrew Jeffrey Ginther ... son of Jeff and Beth Ginther ... has one brother – Jackson ... his dad Jeff played collegiate football at Kent State and played professional golf ... plans to study business management.

#36 Michael Goehrig, C, 6-3, 210, Sr., Suwanee, Ga. (Southwestern Illinois College)

AS A JUNIOR IN 2022 AT EKU

Appeared in 16 games ... started 13 times, 12 at catcher and once as the designated hitter ... hit .264 with three runs and eight RBIs ... had a 3-for-4 game with an RBI against Northern Kentucky (March 22) ... went 3-for-4 with a double and three RBIs against Bellarmine (March 27) ... finished 2-for-4 with a double and two RBIs against Jacksonville (May 26) in the ASUN Conference Tournament ... ASUN Conference Honor Roll.

AS A SOPHOMORE IN 2021 AT SOUTHWESTERN ILLINOIS COLLEGE

Hit .368 with nine home runs, 31 RBIs and 26 runs scored over 47 games ... had a .463 on-base percentage and a .647 slugging percentage.

AS A SOPHOMORE IN 2020 AT WESTERN CAROLINA

Saw action in 12 games on the season including six starts behind the plate at catcher ... finished the shortened season with a .118 batting average (2-for-17) with three runs scored and a RBI ... collected a pair of hits including his first collegiate home run in the season-opener against Chicago State (Feb. 14), scoring two runs in the first game ... named to the 2019-20 Southern Conference Academic Honor Roll.

AS A FRESHMAN IN 2019 AT WESTERN CAROLINA

Played in 27 games with 20 starts all coming behind the plate at catcher ... collected 10 base hits including three doubles, batting .208 on the season with eight runs driven in ... saw his first action as a defensive sub in the third game against Oakland (Feb. 16), drawing an eighth-inning walk and scoring his first career run ... tallied his first collegiate hit on a single up the middle in the road win at UNC Asheville (March 6) ... made his first career start in a neutral field win over Ohio State (March 10) ... recorded his first career extra-base hit on a second-inning double against Gardner-Webb (March 20) ... posted a career-high two hits and three RBI in a 2-for-4 showing in a start at UNCG (March 30), adding a pair of walks ... drove in two for his second multiple-RBI game against VMI (April 27), adding a walk and a stolen base ... named to the 2018-19 Southern Conference Academic Honor Roll.

HIGH SCHOOL

Was the primary catcher for a North Gwinnett High School team that went 60-12 over his final two seasons as a prep including a 36-4 overall mark as a junior and 24-8 as a senior ... was named to the 2017 Sunshine Southeast Showcase Top Prospect Team.

PERSONAL

Full name is Michael Goehrig ... son of Michael Goehrig ... has one brother – Zach, and one sister – Ashley ... his uncle Garrett Kelly played football and basketball at Lebanon Valley College ... his cousin Frank Jankowski played football and baseball at Villanova ... his cousin Tom Ferarri played football at West Virginia ... majoring in psychology.

#15 Quinton Hall, LHP, 6-1, 205, So., Vandalia, Ohio (Vandalia-Butler HS)

AS A FRESHMAN IN 2022

Saw action in 24 games as a true freshman ... went 0-0 with a 5.73 ERA ... struck out 17 in 11 innings of work ... tied for 12th in the ASUN Conference in appearances ... only allowed four earned runs in his first 23 appearances of the season ... struck out six batters in his first two appearances – three in one and one-third innings at Mercer (Feb. 18) and three in one inning against Kentucky State (Feb. 23) ... pitched a season-high two innings and struck out two at Austin Peay (March 13) ... pitched in three of EKU's four ASUN Conference Tournament games.

HIGH SCHOOL

Earned first team all-state honors after going 13-1 with 95 strikeouts and a 1.10 ERA in 65

innings as a senior at Vandalia-Butler High School ... helped the Aviators to a 29-3 record, a No. 1 ranking in Ohio and a No. 14 national ranking in 2021 ... hit .379 with 41 runs and 21 RBIs his senior season ... also chosen first team all-conference, first team all-area and all-area player of the year as a senior ... went 5-2 with three saves and 46 strikeouts over 46 and one-third innings as a sophomore in 2019, earning first team all-conference and first team all-area honors ... hit .371 with 27 runs and 21 RBIs his sophomore season.

PERSONAL

Full name is Quinton James Hall ... son of Chuck and Chrissy Hall ... has two brothers – Brooks and Mike, and one sister – Carilyse ... his mom played basketball at Winthrop University ... his dad played basketball at Edison State Community College ... his brother Brooks played basketball at the University of Dayton ... his brother Mike played basketball at the University of Idaho ... his grandfather Rick Lewellen played basketball at Tennessee Tech University ... majoring in sport management.

#9 Chris Hamann, LHP, 6-0, 155, Sr., Washington D.C. (Harford CC)

AS A JUNIOR IN 2022 AT ECU

Saw action in 16 games ... struck out 14 batters in nine and two-thirds innings of work ... pitched a season-high one and one-third innings at Mercer (Feb. 20) and did not allow a run while striking out two ... struck out a season-best three batters in one inning of work at No. 2 Tennessee.

AS A SOPHOMORE IN 2021 AT HARFORD COMMUNITY COLLEGE

Appeared in nine games and started five times ... went 2-1 with a 9.00 ERA ... struck out 32 batters in 18 innings of work while allowing 16 hits ... opponents had a .242 batting average against him.

AS A SOPHOMORE IN 2020 AT HARFORD COMMUNITY COLLEGE

Did not play.

AS A FRESHMAN IN 2019 AT MONTGOMERY COLLEGE

Made seven appearances and started three times ... went 2-4 with an 8.44 ERA ... had 37 strikeouts in 21 and one-third innings and allowed only 12 hits ... averaged 15.61 strikeouts per nine innings.

HIGH SCHOOL

Graduated from Woodrow Wilson Senior High School in 2017.

PERSONAL

Full name is Christopher Thomas Hamann ... son of Charles and Sharon Hamann ... majoring in political science.

#48 Nick Hammond, INF, 6-2, 195, R-Fr., Shelbyville, Ky. (Martha Layne Collins HS)

AS A FRESHMAN IN 2022

Redshirt season ... did not play in any games.

HIGH SCHOOL

Third team KHSBCA All-State selection as a senior at Martha Layne Collins High School in 2021 ... also chosen all-district, district tournament MVP, all-region and all-region tournament ... helped the Titans to a 28-13 record and a spot in the state quarterfinals by hitting .380 with 37 RBIs, 34 runs, three home runs and 12 stolen bases ... was 6-3 on the mound with 53 strikeouts in 51 innings ... chosen as the team defensive MVP and a KHSAA East/West All-Star as a sophomore in 2019 ... started 25 games as a freshman on the varsity team in 2018 ... four time academic all-state ... National Honor Society member ... ASUN Conference Honor Roll.

PERSONAL

Full name is Nicklaus Peyton Hammond ... son of Mike Hammond and Jodie Donnelly ... has three brothers – Ty, Bryant and Knox, and one sister – Katelyn ... majoring in homeland security.

#22 Christian Jones, RHP, 6-5, 220, Jr., Tuscaloosa, Ala. (Meridian CC)

AS A FRESHMAN IN 2021 AT MERIDIAN CC

Went 6-1 in 12 appearances ... started seven games ... struck out 59 over 56 and two-thirds innings ... posted a 4.76 ERA ... ASUN Conference Honor Roll.

AS A FRESHMAN IN 2020 AT MERIDIAN CC

Had a 1-2 record with a 3.92 ERA and 17 strike outs in 20 and two thirds innings of work ... started five games.

HIGH SCHOOL

Went 5-0 on the mound as a senior in 2019 while helping Hillcrest High School to a 30-7 record ... also a member of the Patriots' basketball team.

PERSONAL

Full name is Christian Darrell Jones ... son of Tim and Tammy Jones ... has one sister – Myla ... majoring in sport management.

#8 Jalen Jones, INF, 5-11, 175, Sr., McDonough, Ga. (Southwestern Illinois College)

AS A JUNIOR IN 2022 AT ECU

Appeared in 54 games and started 52 times ... made all his starts at second base ... hit .292 with 33 runs, 10 doubles, two home runs and 22 RBIs ... had a .366 on-base percentage ... registered 12 steals in 15 attempts ... tied for 17th in the ASUN Conference in steals ... tied for second on the team with 19 multi-hit games ... hit .340 with a .403 on-base percentage in ASUN regular season games only ... ranked by D1Baseball as the No. 9 prospect in the ASUN for the 2022 draft ... chosen as one of the top-50 junior college transfers in the nation by D1Baseball.com, ranking as the 44th-best JUCO transfer ... was 3-for-5 with two runs and two RBIs against Kentucky State (Feb. 23) ... had a 4-for-6 game with two runs and an RBI at Jacksonville State (April 2) ... hit his first home run of the season and went 2-for-4 with two runs and an RBI against Central Arkansas (April 14) ... scored a season-best three runs while going 3-for-4 with two RBIs against Jacksonville State (May 8) ... hit a home run and went 2-for-4 with a run and an RBI against Jacksonville State (May 25) in the ASUN Tournament ... finished 3-for-4 with a season-best three RBIs against No. 1 seed Liberty (May 27) in the ASUN Tournament semifinals ... ASUN Conference Honor Roll.

AS A SOPHOMORE IN 2021 AT SOUTHWESTERN ILLINOIS COLLEGE

Hit 12 home runs while batting .408 with 57 runs scored and 57 driven in ... played in 55 games ... had 19 doubles ... finished with 27 stolen bases in 28 attempts ... had a .491 on-base percentage and a .728 slugging percentage.

AS A SOPHOMORE IN 2020 AT WESTERN CAROLINA

Played in 11 games, including six starts ... started three times at third base and one apiece at second base, shortstop, and the outfield ... collected two hits in 21 plate appearances (.095) on the shortened season, scoring three runs and driving in one ... doubled for his only hit against Kansas (March 1), also plated a run in the victory.

AS A FRESHMAN IN 2019 AT WESTERN CAROLINA

Played in 50 games with 44 appearances in the starting lineup including 33 starts at shortstop, eight at second base, two at third base and once as the designated hitter ... batted .289 with 43 base hits including 11 for extra bases with nine doubles and two triples ... recorded 10 multiple-hit games including three, three-hit outings with four multiple-RBI games ... enjoyed hitting streaks of both six and seven games ... drew 12 walks with three HBPS to add to his .352 on-base percentage ... made his collegiate debut with a start at second base against Oakland (Feb. 15), driving in his first collegiate run on a sacrifice fly in the third inning, scoring his first run in the fourth before tallying his first career base hit on an eighth-inning double to left field to plate his second run ... tripled in his second collegiate game, lacing a game-tying, two-RBI pinch-hit triple off the fence in center field against Oakland (Feb. 16) ... doubled twice in a 3-for-4, two RBI performance against Indiana State (Feb. 27) ... matched a career-high with three hits in a road win at UNC Asheville (March 6) and again against Elon (March 16).

HIGH SCHOOL

Played infield and pitched as a prep at Union Grove High School ... hit .300 as a senior after batting .324 as a junior on the varsity squad ... credited with 24 RBIs and 42 runs scored over his final two years as a prep ... was named to the 2016 Main Event Showcase Top Prospect List.

PERSONAL

Full name is Jalen Anthony Jones ... son of Erroll and Charisse Jones ... has one brother – Eric, and two sisters – Maya and Erica ... majoring in sport management.

#30 Cameron Kalandros, RHP, 6-2, 195, R-Sr., Bel Air, Md. (Harford CC)

AS A REDSHIRT JUNIOR IN 2022 AT ECU

Appeared in 21 games and made two starts ... went 4-0 with a 4.82 ERA ... struck out 26 and walked 20 over 37 and one-third innings ... opponents had a .234 batting average against the right-hander ... tied for 24th in the ASUN Conference in wins ... picked up his first win of the season after pitching two and one third innings of relief against Ohio (Feb. 25) ... also earned a win over Bowling Green (March 5) after pitching one and two-thirds innings of hitless relief with two strikeouts ... tossed two innings of scoreless relief at Marshall (March 9) ... pitched two innings of scoreless relief in ECU's win at Kentucky (March 29), allowing one hit and one walk while striking out one ... made his first start at Northern Kentucky (April 27) ... contributed three innings of scoreless relief at Bellarmine (May 1) ... started ECU's ASUN Tournament game against Jacksonville and earned the win after allowing two runs on three hits in five innings of work ... ASUN Conference Honor Roll.

AS A REDSHIRT SOPHOMORE IN 2021 AT HARFORD COMMUNITY COLLEGE

Made five appearances and started twice ... went 2-0 with a 3.95 ERA ... struck out 20 in 13 and two-thirds innings ... allowed just four walks ... held opponents to a .216 batting average.

AS A REDSHIRT FRESHMAN IN 2020 AT HARFORD COMMUNITY COLLEGE

Went 1-1 with a 2.47 ERA over 11 and one-third innings during the shortened season ... made

three appearances and started once ... struck out 19 batters ... held opponents to a .190 average.

AS A FRESHMAN IN 2019 AT HARFORD COMMUNITY COLLEGE

Redshirt season ... did not play in any games.

HIGH SCHOOL

Graduated from Bel Air High School in 2018 ... helped Bel Air capture the 2016 Maryland 4A State Championship.

#9 Will King, C, 5-9, 195, Jr., New York, N.Y. (IMG Academy)

AS A SOPHOMORE IN 2022

First Team All-ASUN Conference catcher ... ASUN All-Tournament Team selection ... on the watch list for the Buster Posey National Collegiate Catcher of the Year Award, which honors the nation's top Division I catcher, and was one of only three players from the ASUN on the watch list ... played in and started 56 games ... started 46 times behind the plate and 10 times at designated hitter ... batted .313 with 19 doubles, 11 home runs, 60 RBIs and 31 runs ... posted a .553 slugging percentage and a .393 on-base percentage ... walked 24 times and struck out only 21 times in 217 at bats ... led the team with 19 multi-RBI games ... tied for second on the team with 19 multi-hit games ... tied for seventh in the ASUN in RBIs, was sixth in doubles, 13th in slugging, tied for 15th in home runs, tied for 18th in hits (68) and was 21st in average ... ranked 82nd in the country in doubles ... only catcher to earn a spot on the ASUN All-Tournament team after hitting .667 with four runs, a double, a home run, three RBIs, eight hits in 12 at bats and a 1.000 slugging percentage ... hit .392 with nine doubles, three home runs, 17 RBIs and nine runs in his final 17 games of the season ... drove in a season-high five runs after going 2-for-5 with two home runs against Bowling Green (March 5) ... had two doubles and four RBIs at Austin Peay (March 13) ... drew a season-high three walks and scored a run against North Alabama (March 20) ... finished 3-for-3 with a run and an RBI against Northern Kentucky (March 22) ... was 3-for-5 with a home run, two runs and three RBIs against Central Arkansas (April 15) ... went 3-for-5 with an RBI against No. 7 Louisville (May 17) ... registered a season-high four hits in four at bats, with a double, a home run, three runs scored and an RBI against No. 1 seed Liberty (May 27) in the ASUN Tournament semifinals ... ASUN Conference Honor Roll.

AS A FRESHMAN IN 2021

Played in 44 games ... started 37 times, all at catcher ... made his collegiate debut at Georgia Tech on Feb. 19 at the age of 17 years and 170 days old ... hit .239 with four doubles, two home runs, 17 RBIs and 11 runs scored ... struck out just 22 times in 134 at bats as a true freshman ... in his first 27 games, he hit .177 with a .190 slugging percentage, one double, no home runs, six RBIs and four runs, but in his final 17 games he batted .327 with a .491 slugging percentage, three doubles, two home runs, 11 RBIs and seven runs, striking out just seven times in 55 at bats ... was strong defensively throughout much of the season, finishing his first campaign leading the Ohio Valley Conference with 24 players caught stealing and having thrown out more than 40 percent of stolen base attempts against him ... after starting the season by catching just 1-of-11, he then threw out 23-of-48 (48 percent) from that point on ... in 400 chances he made just three errors and had only seven passed balls ... at one point during the season he caught 88 straight innings and 136 of 143 ... went 2-for-3 with two RBIs at No. 9 Tennessee (March 23) ... was 2-for-3 with a double, a run and three RBIs against Morehead State (April 20) ... finished 2-for-4 with a double, a run and two RBIs at Western Kentucky (May 18) ... had a 3-for-4 dmy with a home run, two runs and two RBIs against North Dakota State (May 20).

HIGH SCHOOL

Batted .425 for IMG Academy during his junior season in 2020 ... earned all-section honors while hitting .390 with a .450 on-base percentage as a sophomore in 2019 ... team offensive player of the year as a sophomore ... earned all-league recognition after hitting .310 with a .420 on-base percentage as a freshman.

PERSONAL

Full name is William Charles King ... son of Laurence and Dov King ... has one brother – Aaron ... major is undecided.

#5 Garrett Langrell, RHP, 6-6, 210, Jr., Riverview, Fla. (Jones College)

AS A SOPHOMORE IN 2022 AT EKU

Made nine appearances out of the bullpen before suffering a season-ending injury ... went 0-1 with a 2.70 ERA over 10 innings of work ... allowed three runs on four hits and struck out 16 ... opponents had a .121 batting average against the right-hander ... over his final three appearances, he pitched three and one-third scoreless innings with one hit, no walks and five strikeouts ... struck out all three batters he faced on nine pitches against Dayton (March 2) ... had two strikeouts in one and one-third innings against Western Kentucky (March 8) ... got

one out on one pitch against No. 2 Tennessee (March 15) ... pitched a season-high two and one-third innings at North Alabama (March 18), allowing one hit, no walks and striking out four ... ASUN Conference Honor Roll

AS A FRESHMAN IN 2021 AT JONES COLLEGE

Earned All-Mississippi Association of Community Colleges Conference honors ... made 19 appearances out of the bullpen ... was 4-3 with a 2.78 ERA ... struck out 43 in 35 and two-thirds innings ... walked only 11 batters ... earned Academic All-MACC recognition.

AS A FRESHMAN IN 2020 AT JONES COLLEGE

Saw action in nine games during the shortened season ... was 1-1 with a 8.18 ERA ... posted nine strikeouts in 11 innings of work ... earned Academic All-MACC recognition.

HIGH SCHOOL

Chosen as the team MVP at Bay High School in Bay St. Louis, Mississippi as a senior in 2019 ... batted .449 with a .586 on-base percentage, posted a 3.38 ERA and struck out 69 hitters in 39 and one-third innings his senior season for the Tigers ... had a 0.00 ERA with 11 strikeouts as a junior at Clovis (N.M.) High School.

PERSONAL

Full name is Garrett Michael James Langrell ... son of Robert and Tina Langrell ... has one brother – Connor, and two sisters – Megan and Caitlin ... his mother Tina played collegiate basketball at Grand Canyon College ... his dad Robert played baseball at Saint Louis University ... his brother Connor played baseball at Newman University ... his sister Megan played soccer at Trinity Christian College ... his sister Caitlin played volleyball at Columbia College ... majoring in exercise and sport science.

#18 Miguel Larreal, INF, 6-1, 175, Jr., Orlando, Fla. (State College of Florida)

AS A SOPHOMORE IN 2022 AT STATE COLLEGE OF FLORIDA

Batted .319 with 37 runs and 16 stolen bases in 37 games ... posted a .434 on-base percentage.

AS A FRESHMAN IN 2021 AT HILLSBOROUGH COMMUNITY COLLEGE

Saw action in 32 games, hitting .317 with 21 runs, 20 RBIs and 11 stolen bases.

AS A FRESHMAN IN 2020 AT HILLSBOROUGH COMMUNITY COLLEGE

Played in 17 games and scored five runs during the shortened 2020 season.

HIGH SCHOOL

Hit .394 as a senior at Boone High School in 2019.

PERSONAL

Full name is Miguel Tomas Larreal ... son of Guillermo Larreal and Maureen Rivas ... plans to study finance.

#40 Brandon Laux, RHP, 6-3, 170, Jr., Frankfort, Ill. (Kirkwood Community College)

AS A SOPHOMORE IN 2022 AT KIRKWOOD COMMUNITY COLLEGE

Made eight appearances and started three times ... struck out 14 in 12 and one-third innings pitched.

AS A FRESHMAN IN 2021 AT KIRKWOOD COMMUNITY COLLEGE

Did not play in any games.

HIGH SCHOOL

Played at Brother Rice High School in Chicago.

PERSONAL

Full name is Brandon Laux ... son of Ray and Monica Laux ... has two brothers – Tyler and Chris ... his brother Tyler played collegiate baseball at Prairie View A&M ... plans to study business management.

#45 Nathan Lawson, RHP, 6-1, 208, Fr., Russell Springs, Ky. (Russell County HS)

HIGH SCHOOL

First team all-state as a senior in 2022 ... finalist for Mr. Baseball, All-State Tournament Team and PBR Kentucky Player of the Year after hitting .470 with 13 home runs, 15 doubles, 48 RBIs and going 11-2 on the mound with a 0.78 ERA and 123 strikeouts in 72 innings as a senior ... led Russell County High School to a 31-7 record and a district and region championship on the way to a state runner-up finish in 2022 ... picked up first team all-state honors after hitting .442 with nine home runs, 14 doubles and 53 RBIs while pitching to a 1.95 ERA and striking out 91 in 64 and two-thirds innings as a junior.

PERSONAL

Full name is Nathan Andrew Lawson ... son of Barry and Nenna Lawson ... has one brother – Brannon ... major is undecided.

#17 Charlie Ludwick, 1B, 6-2, 225, Sr., Atlanta, Ga. (Lakeside HS)
AS A JUNIOR IN 2022

Played in 55 games and started 49 times ... made all his starts at first base ... batted .269 with 10 home runs, 33 RBIs and 38 runs scored ... drew 40 walks for a .412 on-base percentage ... made only two errors for a .995 fielding percentage ... tied for sixth in the ASUN Conference in walks, was 19th in home runs and was 20th in the league in on-base percentage ... went 2-for-5 with three runs, a home run and two RBIs against Dayton (March 2) ... had three hits, with a home run against Bowling Green (March 5) ... drove in three runs against Northern Kentucky (March 22) ... went 1-for-3 with a home run, two walks, a run and three RBIs against North Alabama (April 22) ... finished 3-for-5 with a home run, two doubles, three runs, two RBIs at Bellarmine (April 29) ... had a 4-for-4 game with four runs, three RBIs, a double and two walks against Bellarmine (April 30) ... finished 3-for-5 with a run scored in an ASUN Tournament victory over Jacksonville State (May 25) ... went 2-for-4 with two runs and an RBI against No. 1 seed Liberty in the ASUN Tournament semifinals ... ASUN Conference Honor Roll.

AS A SOPHOMORE IN 2021

One of only two players to play in, and start, all 53 games ... made 41 starts at first and 12 at third base ... hit .280 with 10 doubles, eight home runs, 35 RBIs and 31 runs scored ... slugged .456 and had a .370 on-base percentage ... drew 21 walks ... went 3-for-3 with two walks, two home runs, two runs scored and three RBIs at Morehead State (March 13) ... was 2-for-4 with a home run, a run and three RBIs at Southern Illinois Edwardsville (March 27) ... had a 3-for-4 game with two runs and two RBIs against Jacksonville State (April 17) ... finished 3-for-5 with two runs and two RBIs against Morehead State (April 20) ... was 2-for-4 with a home run, two runs and four RBIs against North Dakota State (May 20).

AS A SOPHOMORE IN 2020

Started all 14 games at first base ... hit .250 with 12 RBIs and nine runs scored ... had seven walks ... posted a .371 on-base percentage ... had a 3-for-4 day with two runs and three RBIs against Siena College (March 1) ... went 2-for-4 with a run and an RBI against Norfolk State (March 8) ... hit safely in four of the final five games of the season ... earned a spot on the Ohio Valley Conference Commissioner's Honor Roll.

AS A FRESHMAN IN 2019

Appeared in 39 games ... started 28 times, 14 at first base and 14 at designated hitter ... hit .260 with 19 runs, four home runs and 24 RBIs ... had a .413 slugging percentage ... drew 26 walks and had a .428 on-base percentage ... went 2-for-4 with a home run, a walk, two runs and four RBIs at Southern Illinois Edwardsville (March 29) ... was 3-for-5 with three RBIs against Austin Peay (April 6) ... drew six walks in four Ohio Valley Conference Tournament games, including three against Belmont (May 24).

HIGH SCHOOL

Played four years at Lakeside High School ... helped lead the team to region championships in 2015 and 2016 ... named second team all-region as a junior in 2017 ... hit .390 and named second team all-region as a senior.

PERSONAL

Full name is Charles Kelly Ludwick ... son of Kelly and Julie Ludwick ... has one brother – Jake ... his major is undecided.

#11 Isaac Milburn, LHP, 6-0, 180, So., Lexington, Ky. (Lexington Catholic HS)
AS A FRESHMAN IN 2022

Made 19 appearances and started 10 times ... became the regular midweek starter ... went 2-4 with a 5.09 ERA ... struck out 41 batters in 53 innings ... made his first collegiate start against Marshall (March 1), allowing two unearned runs on five hits and striking out two in four innings ... earned his first win with a five-inning performance against Northern Kentucky (March 22), allowing one run on five hits and striking out five ... started in EKU's win at Kentucky (March 29), allowing three runs on four hits in four innings with three strikeouts ... also started against No. 2 Tennessee (March 15) ... earned the win over Morehead State (April 26) after allowing one run on four hits in five innings with no walks and four strikeouts ... started against No. 7 Louisville (May 17) and allowed two runs on two hits in two innings ... got the start in the first game of the ASUN Conference Tournament, allowing one run on two hits and striking out four over four innings ... ASUN Conference Honor Roll.

HIGH SCHOOL

Received honorable mention all-state recognition from the KHSBCA as a senior at Lexington Catholic High School in 2021 ... went 6-2 with a 1.62 ERA and 86 strikeouts in 47 and two-thirds innings on the mound as a senior ... hit .282 with seven home runs, 28 RBIs and 17 runs his senior season.

PERSONAL

Full name is Isaac Daniel Milburn ... son of Danny and Colleen Milburn ... has two brothers – Shawn and Noah, and three sisters – Amanda, Danielle and Sarah ... majoring in finance.

#1 Santiago Peralta, INF, 5-10, 185, Jr., Lexington, Ky. (Lexington Catholic HS)
AS A SOPHOMORE IN 2022

Played in 14 games and made six starts ... started three times at second base, twice at third and once at shortstop ... went 1-for-3 with a walk and an RBI in a start against Ohio (Feb. 25) ... scored a run in in the ASUN Conference Tournament game against Jacksonville (May 26).

AS A FRESHMAN IN 2021

Played in 45 games and started 43 times, 41 of which came at third base ... hit .243 with one home run, eight RBIs and 24 runs ... had a .331 on-base percentage ... went 3-for-4 with a walk and two runs at East Tennessee (March 6) ... had a 4-for-4 game with a double and a run scored at Morehead State (March 13) ... finished 3-for-4 with a run scored against Tennessee-Martin (March 21) ... hit his first collegiate home run at Murray State (April 23) ... went 2-for-2 with two walks and a run at Southeast Missouri (May 7).

HIGH SCHOOL

Played at Lexington Catholic High School.

PERSONAL

Full name is Santiago Rafael Peralta ... son of Gerly Peralta and Rossana Matos ... plans to study pre-physical therapy.

#33 Luke Reed, RHP, 6-2, 180, Jr., Louisville, Ky. (Mississippi Gulf Coast Community Col.)
AS A SOPHOMORE IN 2022 AT MISSISSIPPI GULF COAST COMMUNITY COLLEGE

Made 16 appearances and started 10 times ... went 7-6 with one save ... compiled a 3.74 ERA over 77 innings ... struck out 88 and walked 25 ... averaged 10.29 strikeouts per game.

AS A FRESHMAN IN 2021 AT PASCO HERNANDO STATE COLLEGE

Played in 16 games ... had one save while striking out 21 in 21 and one-third innings ... named the Appalachian League Pitcher of the Week while playing for the Pulaski River Turtles and selected to the Appalachian League All-Star Game.

HIGH SCHOOL

Graduated from Holy Cross High School in 2020 ... earned all-district honors as a junior.

PERSONAL

Full name is Konner Lucas Reed ... son of Nick and Michelle Reed ... has two sisters – Kailey and Kelsey ... plans to study exercise and sports science.

#50 Braden Renfro, C, 5-10, 190, R-Fr., Richmond, Ky. (Model Laboratory School)
AS A FRESHMAN IN 2022

Redshirt season ... did not play in any games ... ASUN Conference Honor Roll.

HIGH SCHOOL

Had a .446 batting average as a senior in 2021 at Model Laboratory School on the EKU campus ... hit .437 as a sophomore in 2019.

PERSONAL

Full name is Shannon Braden Renfro ... son of Charla and Shannon Renfro ... has one sister – Kaylyn ... majoring in pre-RN pre-nursing.

#37 Cole Reynolds, INF, 5-10, 180, Fr., Somerset, Ky. (Somerset HS)
HIGH SCHOOL

Preseason all-state pick as a senior in 2022 at Somerset High School ... chosen as an East/West All-Star, all-district and all-region after hitting .340 with 10 doubles, 21 runs, 21 RBIs and 11 stolen bases his senior season ... batted .310 with 10 doubles, 39 runs, 23 RBIs and 15 stolen bases as a junior ... graduated second in his class out of 140 ... Kentucky Governor Scholar and National Honor Society.

PERSONAL

Full name is Thomas Cole Reynolds ... son of Michael and Amy Reynolds ... has one brother – Brady ... his father Michael played collegiate baseball at Lincoln Memorial University ... his mother Amy played basketball at UNC Charlotte ... his uncles Drew Reynolds and Sam Holbrook played baseball at EKU ... his cousin Mallory Glass played soccer at the University of Kentucky ... plans to study digital forensics and cyber security.

#26 Solomon Riley, LHP, 6-4, 195, R-Fr., Baton Rouge, La. (The Dunham School)
AS A FRESHMAN IN 2022

Redshirt season ... did not play in any games ... ASUN Conference Honor Roll.

HIGH SCHOOL

Went 9-2 with a 1.025 ERA as a senior at The Dunham School ... was 3-0 with a 1.355 ERA as a junior with the Tigers.

PERSONAL

Full name is Solomon Ezekiel Riley ... son of Toja and Sophia Riley ... has one sister – Simone ... his father Toja was a field athlete at Tulane University ... majoring in finance.

#7 Michael Schuler, RHP, 6-0, 185, Sr., Coconut Creek, Fla. (Hillsborough CC)**AS A SOPHOMORE IN 2022 AT EKU**

Started 10 times in 16 appearances on the mound ... was 5-2 with one save and a 4.11 ERA ... struck out 51 in 61 and one-third innings ... tied for ninth in the ASUN Conference in ERA (4.11), tied for 15th in wins (5) and was 25th in strikeouts per nine (7.48) ... earned his first win of the season against Bowling Green (March 4) after allowing one run on two hits and striking out three in five innings ... pitched five shutout innings and allowed three hits in a start at Austin Peay (March 11) ... struck out a season-high eight against Bellarmine (March 25), allowing three runs on nine hits in eight and two-thirds innings ... pitched seven innings and struck out six in a win over Jacksonville State (April 1) ... pitched the final eight innings of a suspended game without allowing a run and giving up just two hits while striking out four in a win over Lipscomb (May 14) ... struck out two in a scoreless inning of relief against Liberty in the ASUN Conference Tournament semifinals ... ASUN Conference Honor Roll.

AS A SOPHOMORE IN 2021 AT HILLSBOROUGH COMMUNITY COLLEGE

Went 6-3 with a 4.08 ERA over 68 and one-third innings ... made 13 appearances, 12 of which were starts ... struck out 60 and walked 17.

AS A SOPHOMORE IN 2020 AT FLORIDA ATLANTIC UNIVERSITY

Made six appearances ... had a 9.45 ERA in six and two-thirds innings ... struck out six.

AS A FRESHMAN IN 2019 AT FLORIDA ATLANTIC UNIVERSITY

Went 3-1 with a 4.20 ERA in 20 relief appearances ... had a 2.18 ERA in conference play ... struck out 23 and walked only six in 34 and two-thirds innings.

HIGH SCHOOL

Earned first team all-county and first team all-district honors as a junior and a senior at Pompano Beach High School ... had a 6-2 record with a 1.47 ERA during his career with the Golden Tornadoes ... batted .333 with 74 hits, 66 runs scored, 34 RBIs and 30 stolen bases during his high school career ... helped Pompano Beach to a state runner up finish in 2017 ... two-time district champions.

PERSONAL

Full name is Michael Schuler ... son of Doug and Denise Schuler ... has one sister – Kristina ... majoring in general studies.

#39 Logan Smothers, RHP, 6-2, 185, Fr., Danville, Ky. (Danville HS)**HIGH SCHOOL**

Second team all-state, Perfect Game All-American and PBR All-American as a senior at Danville High School in 2022 ... had a .339 batting average with eight home runs and a 1.40 ERA with 74 strikeouts in 44 innings his senior season ... helped Danville capture back-to-back district and region titles ... earned all-district and all-region honors ... Perfect Game and PBR All-American as a junior after hitting .372 with seven home runs and striking out 78 in 50 and one-third innings ... three-time first team academic all-state and National Honor Society member.

PERSONAL

Full name is Logan Bryce Smothers ... son of Dustin and Gail Smothers ... major is undecided.

#21 DJ Sullivan, OF, 6-2, 185, Jr., North Augusta, S.C. (Florence-Darlington Tech)**AS A SOPHOMORE IN 2022 AT FLORENCE-DARLINGTON TECH**

Earned second team all-region honors after posting a .358 average with a .491 on-base percentage, three home runs, 44 RBIs, 81 runs and 37 stolen bases ... also selected to the all-region defensive team.

AS A FRESHMAN IN 2021 AT FLORENCE-DARLINGTON TECH

Hit .312 with a .451 on-base percentage, four home runs, 33 RBIs, 48 runs and 21 stolen bases.

AS A FRESHMAN IN 2020 AT FLORENCE-DARLINGTON TECH

Played in 17 games and hit .306 during the COVID shortened season.

HIGH SCHOOL

Graduated from North Augusta High School in 2019 ... two-time all-region pick.

PERSONAL

Full name is Darrell Eugene Sullivan Jr. ... son of Darrell and Pamela Sullivan ... plans to study business.

#34 Logan Thomason, SS, 6-1, 180, Sr., Richmond, Ky. (Madison Central HS)**AS A JUNIOR IN 2022**

Saw action in 57 games and started all 57 at shortstop ... hit .284 with 14 doubles, six home runs, 41 RBIs and 52 runs scored ... posted a .440 slugging percentage and a .406 on-base percentage ... fourth in the ASUN Conference in walks (43), 11th in runs, tied for 17th in doubles, 23rd on OBP and tied for 26th in RBIs ... ranked 68th in the nation in walks ... had 16 multi-hit games and 10 multi-RBI games ... ranked by D1Baseball as the No. 22 prospect in the ASUN

for the 2022 draft ... was 3-for-4 with a home run, three RBIs and a run against Bowling Green (March 4) ... went 4-for-5 with two doubles, two runs and two RBIs against Western Kentucky (March 8) ... chosen as EKU's first-ever ASUN Player of the Week on March 14 after hitting .563 (9-for-16) with seven runs and five RBIs over five games with a .636 on-base percentage and three multi-hit games ... finished 3-for-4 with two doubles, a home run, four RBIs and two runs scored in a win at Kentucky (March 29) ... drove in five while going 2-for-4 with a home run at Jacksonville State (April 1) ... had another four-hit game against Jacksonville State (May 8), going 4-for-5 with a run and an RBI ... ASUN Conference Honor Roll.

AS A SOPHOMORE IN 2021

Played in all 53 games ... started 52 times, all at shortstop ... batted .189 with nine doubles, three home runs, 17 RBIs and 22 runs scored ... had three stolen bases in five attempts ... went 2-for-4 with two walks and three runs in Eastern's win at No. 15 Georgia Tech ... was 3-for-4 with a home run, two runs and an RBI against Austin Peay (April 3).

AS A SOPHOMORE IN 2020

Started all 14 games at shortstop ... third on the team with a .362 batting average ... had 13 RBIs and 12 runs scored ... was 4-for-6 on stolen base attempts ... totaled seven doubles and a triple517 slugging percentage and a .422 on-base percentage ... struck out just nine times in 58 at bats ... tied for fourth in the Ohio Valley Conference in doubles ... was 27th in the nation with 0.50 doubles per game ... went 3-for-4 with a run and two RBIs in the series finale at Presbyterian (Feb. 16) ... was 2-for-4 with an RBI in game two of the series at No. 11 LSU ... had a 4-for-4 day with two runs and two RBIs against Siena College (March 1) ... earned a spot on the Ohio Valley Conference Commissioner's Honor Roll.

AS A FRESHMAN IN 2019

Selected to the Ohio Valley Conference All-Freshman Team ... appeared in 57 games and started 52 times ... started 31 times at third base, 16 times at shortstop, three times at first and twice at second ... hit .302 with 37 runs, 11 doubles, seven home runs and 38 RBIs ... had a .479 slugging percentage ... led all players at the OVC Tournament with six runs scored, tied for first with a 1.000 slugging percentage, was second with two home runs, tied for second with four walks, tied for third with a .600 on-base percentage, was sixth with seven hits and ranked ninth with a .467 batting average ... hit the go-ahead home run in the top of the ninth inning in an OVC Tournament opening round victory over No. 3 seed Morehead State (May 22) ... was 4-for-7, with his first two collegiate home runs, three runs and five RBIs against Maryland Eastern Shore (Feb. 24) ... had a 3-for-4 day with a walk and four runs scored against Tennessee-Martin (March 23) ... went 3-for-4 with a home run, four runs scored and two RBIs in an OVC Tournament elimination game victory over Belmont (May 24).

HIGH SCHOOL

Played four years at Madison Central High School ... helped the team to a region championship where he was named MVP of the region tournament ... hit .450 as a senior and led the team to a 30-8 record.

PERSONAL

Full name is Logan Matthew Thomason ... son of Matt and Ashley Ratcliff ... has one brother – Griffin, and one sister – Rowan ... plans to study sport management.

#4 Bryce Travis, LHP, 6-0, 195, Jr., Richmond, Ky. (Madison Central HS)**AS A SOPHOMORE IN 2022**

Made 20 appearances and started once ... was 2-2 with an 8.15 ERA ... struck out 22 over 17 and two-thirds innings ... made his only start against Ohio (Feb. 25) ... earned the win at Austin Peay (March 11) after pitching one and one-third innings of scoreless relief ... struck out a season-best three batters in one scoreless inning at Jacksonville State (April 2) ... ASUN Conference Honor Roll.

AS A FRESHMAN IN 2021

Made 26 appearances and started three times ... had a 2-2 record with a 4.70 ERA ... struck out 31 in 30 and two-third innings ... held opponents to a .219 average and allowed just one home run ... tied for fourth in the Ohio Valley Conference in appearances ... pitched an inning of scoreless and hitless relief with two strikeouts at No. 4 Louisville (Feb. 23) ... allowed just one hit and no runs at Kentucky (March 2) ... made his first collegiate start against Marshall, allowing one unearned run and striking out three in two innings ... did not allow a hit or a run and struck out two in two innings of work while earning the win over No. 7 Louisville (March 16) ... struck out five in three scoreless innings and got the win over Tennessee-Martin (March 20) ... pitched two and one-third innings without allowing a run in a start against Bellarmine (May 11).

HIGH SCHOOL

Helped Madison Central High School win a region championship in 2018 with a 6-2 record ... went 7-1 as a junior in 2019 ... played in the East/West All-Star Game ... academic all-state ... member of the National Honor Society.

PERSONAL

Full name is Bryce Andrew Travis ... son of Jason and Rebekah Travis ... has two brothers – Cameron and Carson, and one sister – Alleigh ... plans to study biomedical sciences with a pre-dental pathway.

**#27 Matthew Treadway, RHP, 6-0, 200, R-So., Cincinnati, Ohio (Lincoln Memorial U.)
AS A SOPHOMORE IN 2022 AT EKU**

Made two appearances ... pitched a season-high one inning with a season-best two strikeouts against Marshall (March 1).

AS A FRESHMAN IN 2021 AT LINCOLN MEMORIAL UNIVERSITY

Did not play.

AS A FRESHMAN IN 2020 AT LINDSEY WILSON COLLEGE

Did not play.

HIGH SCHOOL

Graduated from Archbishop Moeller High School in 2019.

PERSONAL

Full name is Matthew Alexander Treadway ... son of Don and Kim Treadway ... has one brother – Zach, and two sisters – Drew and Taylor ... majoring in political science.

#20 Anthony Vargas, RHP, 6-2, 180, Sr., Bronx, N.Y. (Monroe College)

AS A JUNIOR IN 2022 AT EKU

Saw action in 26 games ... went 2-1 with a 2.11 ERA ... struck out 32 and allowed just five earned runs in 21 and one-third innings ... opponents had a .198 batting average against the right-hander ... tied for third in the ASUN Conference in appearances ... struck out three in one and two-thirds innings of scoreless relief against Ohio (Feb. 26) ... had three strikeouts in a perfect inning of work against Bowling Green (March 5) ... earned his first win after pitching one and one-third innings of scoreless relief at Austin Peay (March 13) ... earned the win after pitching a season-high two innings at Bellarmine (May 1) without allowing a run and striking out three ... tossed two innings of hitless relief and struck out three in the ASUN Conference Tournament against North Florida (May 24) and Jacksonville State (May 25).

AS A SOPHOMORE IN 2021 AT MONROE COLLEGE

Appeared in nine games ... went 4-0 with a 3.48 ERA ... struck out 40 batters in 31 innings and walked just 18.

AS A SOPHOMORE IN 2020 AT MONROE COLLEGE

Started twice while making four appearances during the shortened season ... was 0-2 with a 12.60 ERA over five innings.

AS A FRESHMAN IN 2019 AT MONROE COLLEGE

Made seven appearances and started three games ... went 1-1 with a 7.36 ERA over 14 and two-thirds innings ... struck out 17.

HIGH SCHOOL

Graduated from Bronx Design & Construction Academy in 2017.

PERSONAL

Full name is Anthony Cesar Vargas ... son of Julio Vargas and Gregoria Molina ... has one brother – Jhulio, and one sister – Lucianny ... majoring in general studies.

#31 Luke Wilkerson, RHP/INF, 6-4, 195, Fr., Ocala, Fla. (Trinity Catholic HS)

HIGH SCHOOL

Helped Trinity Catholic High School win back-to-back district championships ... hit .300 with nine doubles and two home runs his junior season.

PERSONAL

Full name is Luke Scott Wilkerson ... son of Seth and Nancy Ditty ... his uncle Drew Ditty played collegiate baseball at Samford ... plans to study business.

#20 Max Williams, OF, 5-11, 190, Jr., Lexington, Ky. (Lafayette HS)

AS A SOPHOMORE IN 2022

Saw action in 57 games and started 57 times ... made 36 starts in right field and 21 as the designated hitter ... hit .267 with eight doubles, eight home runs, 31 RBIs and 53 runs scored ... posted a .421 slugging percentage and a .398 on-base percentage ... was ninth in the ASUN Conference in walks (39), 10th in runs and 30th in on-base percentage ... went 2-for-4 with three RBIs against Ohio (Feb. 26) ... had a 3-for-4 game with a walk against Marshall (March 1) ... drew a season-high three walks against Bellarmine (March 27) ... finished 4-for-6 with two runs and two RBIs at Bellarmine (April 30) ... hit three home runs and went 3-for-4 with three runs and three RBIs against Jacksonville State (May 7) ... had a 3-for-5 game with three runs scored against North Florida (May 24) in the ASUN Tournament ... scored four runs in the ASUN Tournament while hitting .421 ... scored 17 runs and drove in 14 in his final 17 games of the

season ... also hit six of his eight home runs during that span ... ASUN Conference Honor Roll.

AS A FRESHMAN IN 2021

Played in 47 games ... started 41 times, 39 of which came in left field and twice at designated hitter ... hit .269 with four home runs, 18 RBIs and 19 runs scored ... drew 15 walks and had a .354 on-base percentage ... went 2-for-4 with a walk in Eastern's win at No. 15 Georgia Tech (Feb. 20) ... drove in two, hit his first collegiate home run and scored a run at Morehead State (March 12) ... had two RBIs and a home run against Tennessee–Martin (March 20) ... was 2-for-4 with a double, a triple, a run scored and two RBIs at Kentucky (April 27) ... had a 2-for-5 day with a run and three RBIs at Southeast Missouri (May 7).

HIGH SCHOOL

Had a .426 batting average, 46 RBIs and 28 runs scored as a junior at Lafayette High School in 2019 ... three-time first team academic all-state ... hit .500 as a sophomore in 2018.

PERSONAL

Full name is Max Walker Williams ... son of John and Sherry Williams ... has two brothers – Adam and Lucas ... major is undecided.

#24 Rian Yates, RHP, 6-4, 210, So., Oskaloosa, Iowa (Kirkwood CC)

AS A SOPHOMORE IN 2022 AT EKU

Made 12 starts in 14 appearances ... went 0-2 with a 3.80 ERA ... struck out 42 and walked only 17 in 47 and one-third innings of work ... part of two shutouts ... struck out a season-high six at Mercer (Feb. 20) ... in his third start of the season, pitched four shutout innings and allowed four hits while striking out four in a 3-0 EKU win against Bowling Green (March 5) ... allowed one run on four hits and struck out three in four innings against North Alabama (April 23) ... started against Lipscomb (May 14) and pitched one inning with two strikeouts before the game was suspended due to poor weather, EKU completed the 4-0 shutout the next day ... started an ASUN Conference Tournament win over Jacksonville State (May 25), allowing one run on three hits and striking out two in four innings ... ASUN Conference Honor Roll.

AS A FRESHMAN IN 2021 AT KIRKWOOD COMMUNITY COLLEGE

Made nine appearances ... started eight times ... was 4-2 with a 7.75 ERA ... had 39 strikeouts in 36 innings of work.

AS A FRESHMAN IN 2020 AT KIRKWOOD COMMUNITY COLLEGE

Started three times and made a total of three appearances ... went 2-1 with a 3.46 ERA ... struck out 11 over 13 innings.

HIGH SCHOOL

Picked up first team all-conference honors as a senior at Oskaloosa High School in 2019, going 5-1 with a 1.80 ERA and 87 strikeouts in 54 and one-third innings ... was 9-3 for the Indians as a junior with a 2.57 ERA ... went 9-2 as a sophomore with a 3.91 ERA ... was also a member of the basketball and golf teams.

PERSONAL

Full name is Rian Douglas Yates ... son of Doug and Julie Yates ... majoring in finance.

BELL, Khalil

Year	avg	gp-gs	ab	r	h	2b	3b	hr	rbi	tb	slg%	bb	hbp	so	gdp	ob%	sf	sh	sb-att	po	a	e	fld%
2022	.111	14-5	27	4	3	0	0	0	2	3	.111	3	0	6	0	.194	1	0	0-0	0	0	0	.000
TOTAL	.111	14-5	27	4	3	0	0	0	2	3	.111	3	0	6	0	.194	1	0	0-0	0	0	0	.000

BLANTON, Brock

Year	avg	gp-gs	ab	r	h	2b	3b	hr	rbi	tb	slg%	bb	hbp	so	gdp	ob%	sf	sh	sb-att	po	a	e	fld%
2022	.000	0-0	0	0	0	0	0	0	0	0	.000	0	0	0	0	.000	0	0	0-0	0	1	0	1.000
TOTAL	.000	0-0	0	0	0	0	0	0	0	0	.000	0	0	0	0	.000	0	0	0-0	0	1	0	1.000

Year	era	w-l	app	gs	cg	sho	sv	ip	h	r	er	bb	so	2b	3b	hr	bf	bavg	wp	hbp	bk	sfa	sha
2022	12.67	3-1	19	0	0	0/1	1	16.1	29	26	23	12	20	4	1	6	91	.377	1	0	0	1	1
TOTAL	12.67	3-1	19	0	0	0/1	1	16.1	29	26	23	12	20	4	1	6	91	.377	1	0	0	1	1

BROWN, Rese

Year	avg	gp-gs	ab	r	h	2b	3b	hr	rbi	tb	slg%	bb	hbp	so	gdp	ob%	sf	sh	sb-att	po	a	e	fld%
2022	.000	0-0	0	0	0	0	0	0	0	0	.000	0	0	0	0	.000	0	0	0-0	3	4	1	.875
TOTAL	.000	0-0	0	0	0	0	0	0	0	0	.000	0	0	0	0	.000	0	0	0-0	3	4	1	.875

Year	era	w-l	app	gs	cg	sho	sv	ip	h	r	er	bb	so	2b	3b	hr	bf	bavg	wp	hbp	bk	sfa	sha
2022	3.76	6-3	14	14	1	1/1	0	76.2	59	33	32	30	82	10	1	10	321	.212	4	9	0	2	2
TOTAL	3.76	6-3	14	14	1	1/1	0	76.2	59	33	32	30	82	10	1	10	321	.212	4	9	0	2	2

CEVERINO, Vladimir

Year	avg	gp-gs	ab	r	h	2b	3b	hr	rbi	tb	slg%	bb	hbp	so	gdp	ob%	sf	sh	sb-att	po	a	e	fld%
2022	.000	0-0	0	0	0	0	0	0	0	0	.000	0	0	0	0	.000	0	0	0-0	0	1	0	1.000
TOTAL	.000	0-0	0	0	0	0	0	0	0	0	.000	0	0	0	0	.000	0	0	0-0	0	1	0	1.000

Year	era	w-l	app	gs	cg	sho	sv	ip	h	r	er	bb	so	2b	3b	hr	bf	bavg	wp	hbp	bk	sfa	sha
2022	4.50	2-0	22	0	0	0/1	1	16.0	13	10	8	12	11	4	0	0	74	.228	4	3	0	2	0
TOTAL	4.50	2-0	22	0	0	0/1	1	16.0	13	10	8	12	11	4	0	0	74	.228	4	3	0	2	0

CORLEW, Matthew

Year	avg	gp-gs	ab	r	h	2b	3b	hr	rbi	tb	slg%	bb	hbp	so	gdp	ob%	sf	sh	sb-att	po	a	e	fld%
2022	.149	21-14	47	6	7	1	1	0	4	10	.213	7	0	22	0	.255	1	0	3-4	7	1	1	.889
TOTAL	.149	21-14	47	6	7	1	1	0	4	10	.213	7	0	22	0	.255	1	0	3-4	7	1	1	.889

CRISS, Roderick

Year	avg	gp-gs	ab	r	h	2b	3b	hr	rbi	tb	slg%	bb	hbp	so	gdp	ob%	sf	sh	sb-att	po	a	e	fld%
2022	.252	40-31	115	22	29	4	1	4	12	47	.409	15	6	38	2	.368	0	0	0-1	72	2	0	1.000
TOTAL	.252	40-31	115	22	29	4	1	4	12	47	.409	15	6	38	2	.368	0	0	0-1	72	2	0	1.000

DAVIS, Conner

Year	avg	gp-gs	ab	r	h	2b	3b	hr	rbi	tb	slg%	bb	hbp	so	gdp	ob%	sf	sh	sb-att	po	a	e	fld%
2022	.259	57-56	201	36	52	11	0	4	31	75	.373	26	3	40	6	.343	6	1	4-6	30	86	10	.921
TOTAL	.259	57-56	201	36	52	11	0	4	31	75	.373	26	3	40	6	.343	6	1	4-6	30	86	10	.921

FRANKLIN, Ron

Year	avg	gp-gs	ab	r	h	2b	3b	hr	rbi	tb	slg%	bb	hbp	so	gdp	ob%	sf	sh	sb-att	po	a	e	fld%
2022	.225	49-45	169	28	38	10	1	7	36	71	.420	13	6	69	1	.300	2	2	6-6	108	1	3	.973
TOTAL	.225	49-45	169	28	38	10	1	7	36	71	.420	13	6	69	1	.300	2	2	6-6	108	1	3	.973



Returning Player Career Stats

GOHRIG, Michael

Year	avg	gp-gs	ab	r	h	2b	3b	hr	rbi	tb	slg%	bb	hbp	so	gdp	ob%	sf	sh	sb-att	po	a	e	fld%
2022	.264	16-13	53	3	14	3	0	0	8	17	.321	4	0	21	0	.310	1	0	0-0	119	7	2	.984
TOTAL	.264	16-13	53	3	14	3	0	0	8	17	.321	4	0	21	0	.310	1	0	0-0	119	7	2	.984

HALL, Quinton

Year	avg	gp-gs	ab	r	h	2b	3b	hr	rbi	tb	slg%	bb	hbp	so	gdp	ob%	sf	sh	sb-att	po	a	e	fld%
2022	.000	0-0	0	0	0	0	0	0	0	0	.000	0	0	0	0	.000	0	0	0-0	2	2	0	1.000
TOTAL	.000	0-0	0	0	0	0	0	0	0	0	.000	0	0	0	0	.000	0	0	0-0	2	2	0	1.000

Year	era	w-l	app	gs	cq	sho	sv	ip	h	r	er	bb	so	2b	3b	hr	bf	bavg	wp	hbp	bk	sfa	sha
2022	5.73	0-0	24	0	0	0/2	0	11.0	15	10	7	7	17	2	0	2	53	.333	0	0	0	0	1
TOTAL	5.73	0-0	24	0	0	0/2	0	11.0	15	10	7	7	17	2	0	2	53	.333	0	0	0	0	1

HAMANN, Chris

Year	avg	gp-gs	ab	r	h	2b	3b	hr	rbi	tb	slg%	bb	hbp	so	gdp	ob%	sf	sh	sb-att	po	a	e	fld%
2022	.000	0-0	0	0	0	0	0	0	0	0	.000	0	0	0	0	.000	0	0	0-0	0	1	0	1.000
TOTAL	.000	0-0	0	0	0	0	0	0	0	0	.000	0	0	0	0	.000	0	0	0-0	0	1	0	1.000

Year	era	w-l	app	gs	cq	sho	sv	ip	h	r	er	bb	so	2b	3b	hr	bf	bavg	wp	hbp	bk	sfa	sha
2022	13.97	0-1	16	0	0	0/1	0	9.2	12	15	15	13	14	5	0	0	55	.316	6	3	0	1	0
TOTAL	13.97	0-1	16	0	0	0/1	0	9.2	12	15	15	13	14	5	0	0	55	.316	6	3	0	1	0

JONES, Christian

Year	avg	gp-gs	ab	r	h	2b	3b	hr	rbi	tb	slg%	bb	hbp	so	gdp	ob%	sf	sh	sb-att	po	a	e	fld%
------	-----	-------	----	---	---	----	----	----	-----	----	------	----	-----	----	-----	-----	----	----	--------	----	---	---	------

Year	era	w-l	app	gs	cq	sho	sv	ip	h	r	er	bb	so	2b	3b	hr	bf	bavg	wp	hbp	bk	sfa	sha
2022	9.28	1-0	15	0	0	0/0	0	10.2	12	11	11	9	8	3	0	3	55	.286	1	2	1	2	0
TOTAL	9.28	1-0	15	0	0	0/0	0	10.2	12	11	11	9	8	3	0	3	55	.286	1	2	1	2	0

JONES, Jalen

Year	avg	gp-gs	ab	r	h	2b	3b	hr	rbi	tb	slg%	bb	hbp	so	gdp	ob%	sf	sh	sb-att	po	a	e	fld%
2022	.292	54-52	192	33	56	10	1	2	22	74	.385	22	1	59	1	.366	1	1	12-15	117	124	15	.941
TOTAL	.292	54-52	192	33	56	10	1	2	22	74	.385	22	1	59	1	.366	1	1	12-15	117	124	15	.941

KALANDROS, Cameron

Year	avg	gp-gs	ab	r	h	2b	3b	hr	rbi	tb	slg%	bb	hbp	so	gdp	ob%	sf	sh	sb-att	po	a	e	fld%
2022	.000	0-0	0	0	0	0	0	0	0	0	.000	0	0	0	0	.000	0	0	0-0	2	1	0	1.000
TOTAL	.000	0-0	0	0	0	0	0	0	0	0	.000	0	0	0	0	.000	0	0	0-0	2	1	0	1.000

Year	era	w-l	app	gs	cq	sho	sv	ip	h	r	er	bb	so	2b	3b	hr	bf	bavg	wp	hbp	bk	sfa	sha
2022	4.82	4-0	21	2	0	0/1	1	37.1	32	20	20	20	26	8	1	4	165	.234	2	6	0	1	1
TOTAL	4.82	4-0	21	2	0	0/1	1	37.1	32	20	20	20	26	8	1	4	165	.234	2	6	0	1	1

KING, Will

Year	avg	gp-gs	ab	r	h	2b	3b	hr	rbi	tb	slg%	bb	hbp	so	gdp	ob%	sf	sh	sb-att	po	a	e	fld%
2021	.239	44-37	134	11	32	4	0	2	17	42	.313	6	6	22	3	.295	3	0	0-0	346	51	3	.993
2022	.313	56-56	217	31	68	19	0	11	60	120	.553	24	9	21	5	.393	7	0	0-0	379	40	2	.995
TOTAL	.285	100-93	351	42	100	23	0	13	77	162	.462	30	15	43	8	.357	10	0	0-0	725	91	5	.994

LANGRELL, Garrett

Year	avg	gp-gs	ab	r	h	2b	3b	hr	rbi	tb	slg%	bb	hbp	so	gdp	ob%	sf	sh	sb-att	po	a	e	fld%
2022	.000	0-0	0	0	0	0	0	0	0	0	.000	0	0	0	0	.000	0	0	0-0	1	2	0	1.000
TOTAL	.000	0-0	0	0	0	0	0	0	0	0	.000	0	0	0	0	.000	0	0	0-0	1	2	0	1.000

Year	era	w-l	app	gs	cg	sho	sv	ip	h	r	er	bb	so	2b	3b	hr	bf	bavg	wp	hbp	bk	sfa	sha
2022	2.70	0-1	9	0	0	0/0	0	10.0	4	3	3	8	16	0	0	1	41	.121	2	0	0	0	0
TOTAL	2.70	0-1	9	0	0	0/0	0	10.0	4	3	3	8	16	0	0	1	41	.121	2	0	0	0	0

LUDWICK, Charles

Year	avg	gp-gs	ab	r	h	2b	3b	hr	rbi	tb	slg%	bb	hbp	so	gdp	ob%	sf	sh	sb-att	po	a	e	fld%
2019	.260	39-28	104	19	27	2	1	4	24	43	.413	26	6	35	1	.428	2	0	1-3	110	8	2	.983
2020	.250	14-14	48	9	12	3	1	0	12	17	.354	7	4	8	2	.371	3	1	1-1	87	8	1	.990
2021	.280	53-53	193	31	54	10	0	8	35	88	.456	21	9	43	4	.370	4	0	0-0	309	37	7	.980
2022	.269	55-49	182	38	49	5	1	10	33	86	.473	40	5	48	3	.412	1	0	0-0	365	19	2	.995
TOTAL	.269	161-144	527	97	142	20	3	22	104	234	.444	94	24	134	10	.397	10	1	2-4	871	72	12	.987

MILBURN, Isaac

Year	avg	gp-gs	ab	r	h	2b	3b	hr	rbi	tb	slg%	bb	hbp	so	gdp	ob%	sf	sh	sb-att	po	a	e	fld%
2022	.000	0-0	0	0	0	0	0	0	0	0	.000	0	0	0	0	.000	0	0	0-0	0	3	1	.750
TOTAL	.000	0-0	0	0	0	0	0	0	0	0	.000	0	0	0	0	.000	0	0	0-0	0	3	1	.750

Year	era	w-l	app	gs	cg	sho	sv	ip	h	r	er	bb	so	2b	3b	hr	bf	bavg	wp	hbp	bk	sfa	sha
2022	5.09	2-4	19	10	0	0/0	0	53.0	56	33	30	29	41	7	0	4	243	.275	9	5	0	3	2
TOTAL	5.09	2-4	19	10	0	0/0	0	53.0	56	33	30	29	41	7	0	4	243	.275	9	5	0	3	2

PERALTA, Santiago

Year	avg	gp-gs	ab	r	h	2b	3b	hr	rbi	tb	slg%	bb	hbp	so	gdp	ob%	sf	sh	sb-att	po	a	e	fld%
2021	.243	45-43	144	24	35	4	2	1	8	46	.319	14	5	51	3	.331	0	3	0-1	35	66	11	.902
2022	.069	14-6	29	2	2	1	0	0	1	3	.103	3	0	13	2	.156	0	0	0-1	10	14	1	.960
TOTAL	.214	59-49	173	26	37	5	2	1	9	49	.283	17	5	64	5	.303	0	3	0-2	45	80	12	.912

SCHULER, Michael

Year	avg	gp-gs	ab	r	h	2b	3b	hr	rbi	tb	slg%	bb	hbp	so	gdp	ob%	sf	sh	sb-att	po	a	e	fld%
2022	.000	0-0	0	0	0	0	0	0	0	0	.000	0	0	0	0	.000	0	0	0-0	7	7	0	1.000
TOTAL	.000	0-0	0	0	0	0	0	0	0	0	.000	0	0	0	0	.000	0	0	0-0	7	7	0	1.000

Year	era	w-l	app	gs	cg	sho	sv	ip	h	r	er	bb	so	2b	3b	hr	bf	bavg	wp	hbp	bk	sfa	sha
2022	4.11	5-2	16	10	0	0/1	1	61.1	58	30	28	27	51	13	1	3	264	.257	4	6	0	2	2
TOTAL	4.11	5-2	16	10	0	0/1	1	61.1	58	30	28	27	51	13	1	3	264	.257	4	6	0	2	2

THOMASON, Logan

Year	avg	gp-gs	ab	r	h	2b	3b	hr	rbi	tb	slg%	bb	hbp	so	gdp	ob%	sf	sh	sb-att	po	a	e	fld%
2019	.302	57-52	192	37	58	11	1	7	38	92	.479	21	3	45	0	.374	3	6	4-6	70	78	6	.961
2020	.362	14-14	58	12	21	7	1	0	13	30	.517	4	2	9	2	.422	0	0	4-6	25	33	2	.967
2021	.189	53-52	196	22	37	9	0	3	17	55	.281	15	1	39	2	.247	3	5	3-5	53	131	11	.944
2022	.284	57-57	218	52	62	14	1	6	41	96	.440	43	3	47	8	.406	2	1	5-6	78	166	7	.972
TOTAL	.268	181-175	664	123	178	41	3	16	109	273	.411	83	9	140	12	.353	8	12	16-23	226	408	26	.961



TRAVIS, Bryce

Year	avg	gp-gs	ab	r	h	2b	3b	hr	rbi	tb	slg%	bb	hbp	so	gdp	ob%	sf	sh	sb-att	po	a	e	fld%
2021	.000	0-0	0	0	0	0	0	0	0	0	.000	0	0	0	0	.000	0	0	0-0	0	2	1	.667
2022	.000	0-0	0	0	0	0	0	0	0	0	.000	0	0	0	0	.000	0	0	0-0	0	2	0	1.000
TOTAL	.000	0-0	0	0	0	0	0	0	0	0	.000	0	0	0	0	.000	0	0	0-0	0	4	1	.800

Year	era	w-l	app	gs	cg	sho	sv	ip	h	r	er	bb	so	2b	3b	hr	bf	bavg	wp	hbp	bk	sfa	sha
2021	4.70	2-2	26	3	0	0/1	0	30.2	25	17	16	21	31	5	1	1	140	.219	3	4	0	0	1
2022	8.15	2-2	20	1	0	0/0	0	17.2	29	21	16	14	22	1	1	6	99	.377	0	3	0	3	2
TOTAL	5.96	4-4	46	4	0	0/1	0	48.1	54	38	32	35	53	6	2	7	239	.283	3	7	0	3	3

TREADWAY, Matthew

Year	avg	gp-gs	ab	r	h	2b	3b	hr	rbi	tb	slg%	bb	hbp	so	gdp	ob%	sf	sh	sb-att	po	a	e	fld%
2022	45.00	0-0	2	0	0	0/0	0	1.0	3	5	5	2	2	3	0	0	9	.500	0	1	0	0	0
TOTAL	45.00	0-0	2	0	0	0/0	0	1.0	3	5	5	2	2	3	0	0	9	.500	0	1	0	0	0

VARGAS, Anthony

Year	avg	gp-gs	ab	r	h	2b	3b	hr	rbi	tb	slg%	bb	hbp	so	gdp	ob%	sf	sh	sb-att	po	a	e	fld%
2022	.000	0-0	0	0	0	0	0	0	0	0	.000	0	0	0	0	.000	0	0	0-0	0	3	0	1.000
TOTAL	.000	0-0	0	0	0	0	0	0	0	0	.000	0	0	0	0	.000	0	0	0-0	0	3	0	1.000

Year	era	w-l	app	gs	cg	sho	sv	ip	h	r	er	bb	so	2b	3b	hr	bf	bavg	wp	hbp	bk	sfa	sha
2022	2.11	2-1	26	0	0	0/2	0	21.1	16	8	5	19	32	2	0	0	110	.198	6	7	0	1	2
TOTAL	2.11	2-1	26	0	0	0/2	0	21.1	16	8	5	19	32	2	0	0	110	.198	6	7	0	1	2

WILLIAMS, Max

Year	avg	gp-gs	ab	r	h	2b	3b	hr	rbi	tb	slg%	bb	hbp	so	gdp	ob%	sf	sh	sb-att	po	a	e	fld%
2021	.269	47-41	145	19	39	6	1	4	18	59	.407	15	4	39	1	.354	0	0	1-1	49	4	2	.964
2022	.267	57-57	221	53	59	8	1	8	31	93	.421	39	11	58	1	.398	3	1	2-2	80	3	0	1.000
TOTAL	.268	104-98	366	72	98	14	2	12	49	152	.415	54	15	97	2	.381	3	1	3-3	129	7	2	.986

YATES, Rian

Year	avg	gp-gs	ab	r	h	2b	3b	hr	rbi	tb	slg%	bb	hbp	so	gdp	ob%	sf	sh	sb-att	po	a	e	fld%
2022	.000	0-0	0	0	0	0	0	0	0	0	.000	0	0	0	0	.000	0	0	0-0	3	7	0	1.000
TOTAL	.000	0-0	0	0	0	0	0	0	0	0	.000	0	0	0	0	.000	0	0	0-0	3	7	0	1.000

Year	era	w-l	app	gs	cg	sho	sv	ip	h	r	er	bb	so	2b	3b	hr	bf	bavg	wp	hbp	bk	sfa	sha
2022	3.80	0-2	14	12	0	0/2	0	47.1	50	23	20	17	42	8	0	4	211	.276	3	7	1	1	5
TOTAL	3.80	0-2	14	12	0	0/2	0	47.1	50	23	20	17	42	8	0	4	211	.276	3	7	1	1	5

Record: 38-20 Home: 22-6 Away: 13-13 Neutral: 3-1 ASUN: 20-10

Player	avg	gp-gs	ab	r	h	2b	3b	hr	rbi	tb	slg%	bb	hp	so	gdp	ob%	sf	sh	sb-att	po	a	e	fld%	
EWELL, Kendal	.361	58-58	219	55	79	10	1	14	51	133	.607	40	14	79	2	.482	3	0	11-15	74	7	5	.942	
KING, Will	.313	56-56	217	31	68	19	0	11	60	120	.553	24	9	21	5	.393	7	0	0-0	379	40	2	.995	
JONES, Jalen	.292	54-52	192	33	56	10	1	2	22	74	.385	22	1	59	1	.366	1	1	12-15	117	124	15	.941	
THOMASON, Logan	.284	57-57	218	52	62	14	1	6	41	96	.440	43	3	47	8	.406	2	1	5-6	78	166	7	.972	
LUDWICK, Charles	.269	55-49	182	38	49	5	1	10	33	86	.473	40	5	48	3	.412	1	0	0-0	365	19	2	.995	
WILLIAMS, Max	.267	57-57	221	53	59	8	1	8	31	93	.421	39	11	58	1	.398	3	1	2-2	80	3	0	1.000	
DAVIS, Conner	.259	57-56	201	36	52	11	0	4	31	75	.373	26	3	40	6	.343	6	1	4-6	30	86	10	.921	
CRISS, Roderick	.252	40-31	115	22	29	4	1	4	12	47	.409	15	6	38	2	.368	0	0	0-1	72	2	0	1.000	
FRANKLIN, Ron	.225	49-45	169	28	38	10	1	7	36	71	.420	13	6	69	1	.300	2	2	6-6	108	1	3	.973	

GOEHRIG, Michael	.264	16-13	53	3	14	3	0	0	8	17	.321	4	0	21	0	.310	1	0	0-0	119	7	2	.984	
GREICO, Sebastian	.191	23-13	47	8	9	4	0	3	11	22	.468	7	0	21	0	.291	1	0	0-0	36	4	0	1.000	
MONTES, Nico	.176	14-4	17	4	3	1	0	0	0	4	.235	6	1	9	0	.417	0	0	0-0	25	2	1	.964	
WERNER, KP	.174	11-5	23	1	4	2	0	0	2	6	.261	2	2	9	0	.296	0	0	0-0	8	0	0	1.000	
ORTIZ-MARRERO, Ian	.167	2-1	6	0	1	0	0	0	1	1	.167	0	0	4	0	.167	0	0	0-0	1	0	0	1.000	
CORLEW, Matthew	.149	21-14	47	6	7	1	1	0	4	10	.213	7	0	22	0	.255	1	0	3-4	7	1	1	.889	
BELL, Khalil	.111	14-5	27	4	3	0	0	0	2	3	.111	3	0	6	0	.194	1	0	0-0	0	0	0	.000	
PERALTA, Santiago	.069	14-6	29	2	2	1	0	0	1	3	.103	3	0	13	2	.156	0	0	0-1	10	14	1	.960	
POIRY, Rutger	.000	1-0	0	0	0	0	0	0	0	0	.000	0	0	0	0	.000	0	0	0-0	2	0	0	1.000	
Totals	.270	58	1983	376	535	103	8	69	346	861	.434	294	61	564	31	.376	29	6	43-56	1531	519	52	.975	
Opponents	.260	58	1944	319	505	89	5	57	289	775	.399	270	64	504	40	.365	22	26	47-61	1500	403	66	.966	

LOB - Team (500), Opp (479). DPs turned - Team (47), Opp (34). CI - Team (1), KING, W. 1, Opp (1). IBB - Team (12), LUDWICK, C. 4, EWELL, K. 3, KING, W. 3, THOMASON, L. 1, CRISS, R. 1, Opp (12). Picked off - THOMASON, L. 5, WILLIAMS, M. 1.

(All games Sorted by Earned run avg)

Player	era	w-l	app	gs	cg	sho	sv	ip	h	r	er	bb	so	2b	3b	hr	b/avg	wp	hp	bk	sfa	sha
BROWN, Reese	3.76	6-3	14	14	1	1/1	0	76.2	59	33	32	30	82	10	1	10	.212	4	9	0	2	2
SCHULER, Michael	4.11	5-2	16	10	0	0/1	1	61.1	58	30	28	27	51	13	1	3	.257	4	6	0	2	2

BRIAN, Will	1.83	3-0	31	0	0	0/2	15	39.1	16	8	8	14	53	2	0	1	.121	3	5	0	1	4
VARGAS, Anthony	2.11	2-1	26	0	0	0/2	0	21.1	16	8	5	19	32	2	0	0	.198	6	7	0	1	2
LANGRELL, Garrett	2.70	0-1	9	0	0	0/0	0	10.0	4	3	3	8	16	0	0	1	.121	2	0	0	0	0
YATES, Rian	3.80	0-2	14	12	0	0/2	0	47.1	50	23	20	17	42	8	0	4	.276	3	7	1	1	5
FOX, Jordan	4.10	2-1	24	0	0	0/0	0	26.1	38	18	12	13	11	5	0	3	.352	3	0	0	2	2
CEVERINO, Vladimir	4.50	2-0	22	0	0	0/1	1	16.0	13	10	8	12	11	4	0	0	.228	4	3	0	2	0
KALANDROS, Cameron	4.82	4-0	21	2	0	0/1	1	37.1	32	20	20	20	26	8	1	4	.234	2	6	0	1	1
MILBURN, Isaac	5.09	2-4	19	10	0	0/0	0	53.0	56	33	30	29	41	7	0	4	.275	9	5	0	3	2
HALL, Quinton	5.73	0-0	24	0	0	0/2	0	11.0	15	10	7	7	17	2	0	2	.333	0	0	0	0	1
LEONTARAKIS, Niko	6.88	6-2	19	9	0	0/1	0	52.1	58	41	40	23	54	10	0	9	.278	6	7	0	0	2
TRAVIS, Bryce	8.15	2-2	20	1	0	0/0	0	17.2	29	21	16	14	22	1	1	6	.377	0	3	0	3	2
JONES, Christian	9.28	1-0	15	0	0	0/0	0	10.2	12	11	11	9	8	3	0	3	.286	1	2	1	2	0
MORSE, Michael	12.00	0-0	2	0	0	0/0	0	3.0	5	4	4	1	2	2	0	1	.385	1	0	0	0	0
BLANTON, Brock	12.67	3-1	19	0	0	0/1	1	16.1	29	26	23	12	20	4	1	6	.377	1	0	0	1	1
HAMANN, Chris	13.97	0-1	16	0	0	0/1	0	9.2	12	15	15	13	14	5	0	0	.316	6	3	0	1	0
TREADWAY, Matthew	45.00	0-0	2	0	0	0/0	0	1.0	3	5	5	2	2	3	0	0	.500	0	1	0	0	0
Totals	5.06	38-20	58	58	1	5/4	19	510.1	505	319	287	270	504	89	5	57	.260	55	64	2	22	26
Opponents	6.01	20-38	58	58	1	1/1	8	500.0	535	376	334	294	564	103	8	69	.270	70	61	6	29	6

PB - Team (10), KING, W. 9, GOEHRIG, M. 1, Opp (8). Pickoffs - Team (7), KING, W. 3, SCHULER, M. 2, YATES, R. 1, LEONTARAKIS 1, Opp (2). SBA/ATT - KING, W. (35-46), GOEHRIG, M. (12-13), SCHULER, M. (8-10), FOX, J. (5-8), YATES, R. (5-7), BROWN, R. (6-7), KALANDROS (5-6), MILBURN, I. (3-5), CEVERINO, V. (5-5), LEONTARAKIS (2-4), BLANTON, B. (3-3), JONES, C. (2-2), HALL, Q. (1-1), TRAVIS, B. (1-1), HAMANN, C. (0-1), VARGAS, A. (1-1).



Record: 20-10 Home: 11-4 Away: 9-6 ASUN: 20-10

Player	avg	gp-gs	ab	r	h	2b	3b	hr	rbi	tb	slg%	bb	hp	so	gdp	ob%	sf	sh	sb-att	po	a	e	fld%	
EWELL, Kendal	.451	30-30	122	37	55	9	0	11	35	97	.795	19	7	35	1	.547	0	0	6-9	43	4	4	.922	
JONES, Jalen	.340	28-27	106	20	36	5	1	1	13	46	.434	11	1	26	0	.403	1	0	7-9	63	71	7	.950	
CRISS, Roderick	.279	20-17	68	16	19	2	1	4	10	35	.515	10	2	18	2	.388	0	0	0-0	42	1	0	1.000	
KING, Will	.279	30-30	122	18	34	10	0	5	30	59	.484	11	8	14	3	.366	4	0	0-0	235	25	1	.996	
THOMASON, Logan	.279	30-30	122	27	34	5	0	4	24	51	.418	21	2	27	5	.390	1	1	2-2	39	88	4	.969	
LUDWICK, Charles	.257	30-28	101	27	26	4	0	7	21	51	.505	32	1	23	3	.440	0	0	0-0	214	11	2	.991	
DAVIS, Conner	.246	29-29	114	19	28	8	0	3	18	45	.395	10	1	26	3	.307	2	0	1-1	13	43	3	.949	
WILLIAMS, Max	.231	30-30	121	30	28	4	0	7	16	53	.438	22	6	30	1	.376	0	1	0-0	43	0	0	1.000	
CORLEW, Matthew	.219	14-11	32	6	7	1	1	0	4	10	.313	7	0	13	0	.350	1	0	3-4	1	1	1	.667	
FRANKLIN, Ron	.204	26-26	98	18	20	3	0	6	23	41	.418	8	4	36	1	.288	1	0	3-3	70	0	3	.959	

GOEHRIG, Michael	.308	4-3	13	0	4	1	0	0	3	5	.385	0	0	5	0	.286	1	0	0-0	21	0	1	.955	
GREICO, Sebastian	.136	11-5	22	3	3	1	0	2	6	10	.455	2	0	10	0	.208	0	0	0-0	9	1	0	1.000	
PERALTA, Santiago	.063	6-4	16	1	1	1	0	0	0	2	.125	2	0	8	0	.167	0	0	0-1	7	10	0	1.000	
WERNER, KP	.000	2-0	2	0	0	0	0	0	0	0	.000	0	0	1	0	.000	0	0	0-0	0	0	0	.000	
MONTES, Nico	.000	3-0	1	1	0	0	0	0	0	0	.000	1	0	1	0	.500	0	0	0-0	0	0	0	.000	
BELL, Khalil	.000	1-0	1	0	0	0	0	0	1	0	.000	0	0	0	0	.000	1	0	0-0	0	0	0	.000	
Totals	.278	30	1061	223	295	54	3	50	204	505	.476	156	32	273	19	.383	12	2	22-29	810	280	29	.974	
Opponents	.259	30	1029	165	267	47	2	32	152	414	.402	127	35	250	22	.357	12	15	23-31	792	223	35	.967	

LOB - Team (248), Opp (244). DPs turned - Team (24), Opp (19). CI - Team (1), KING, W. 1. IBB - Team (8), LUDWICK, C. 4, KING, W. 2, EWELL, K. 2, Opp (7). Picked off - WILLIAMS, M. 1.

(ASUN games only Sorted by Earned run avg)

Player	era	w-l	app	gs	cg	sho	sv	ip	h	r	er	bb	so	2b	3b	hr	b/avg	wp	hp	bks	sfa	sha
BROWN, Rese	2.65	5-1	9	9	1	1/1	0	57.2	41	17	17	19	50	7	1	7	.202	1	7	0	2	1
SCHULER, Michael	3.94	4-1	11	7	0	0/1	1	48.0	44	23	21	18	40	8	1	2	.250	2	4	0	2	1

LANGRELL, Garrett	0.00	0-0	2	0	0	0/0	0	3.0	1	0	0	0	5	0	0	0	.100	0	0	0	0	0
BRIAN, Will	2.01	2-0	15	0	0	0/1	6	22.1	9	5	5	6	28	1	0	1	.123	2	5	0	0	4
VARGAS, Anthony	2.16	1-1	12	0	0	0/0	0	8.1	9	4	2	9	11	2	0	0	.265	2	3	0	0	2
YATES, Rian	3.54	0-1	9	7	0	0/1	0	28.0	32	13	11	7	25	5	0	4	.288	0	4	1	1	2
KALANDROS, Cameron	4.11	0-0	9	0	0	0/0	1	15.1	12	7	7	11	12	3	0	1	.214	0	2	0	0	0
CEVERINO, Vladimir	4.22	1-0	14	0	0	0/0	1	10.2	9	6	5	8	7	2	0	0	.243	3	1	0	2	0
FOX, Jordan	4.82	1-0	10	0	0	0/0	0	9.1	17	7	5	5	0	5	0	1	.405	2	0	0	1	1
MILBURN, Isaac	6.35	0-2	8	1	0	0/0	0	17.0	18	13	12	9	17	2	0	2	.269	1	1	0	1	2
TRAVIS, Bryce	7.36	1-0	8	0	0	0/0	0	7.1	14	8	6	5	10	0	0	3	.400	0	1	0	2	0
HALL, Quinton	9.00	0-0	9	0	0	0/0	0	2.0	3	2	2	1	2	1	0	0	.375	0	0	0	0	1
BLANTON, Brock	9.39	3-1	8	0	0	0/0	0	7.2	11	9	8	5	10	0	0	2	.314	0	0	0	0	0
JONES, Christian	9.82	0-0	6	0	0	0/0	0	3.2	3	4	4	4	1	0	0	1	.231	0	2	1	1	0
LEONTARAKIS, Niko	11.85	2-2	10	6	0	0/0	0	27.1	39	37	36	15	29	9	0	8	.331	5	3	0	0	1
HAMANN, Chris	38.57	0-1	7	0	0	0/0	0	2.1	5	10	10	5	3	2	0	0	.455	2	2	0	0	0
Totals	5.03	20-10	30	30	1	3/2	9	270.0	267	165	151	127	250	47	2	32	.259	20	35	2	12	15
Opponents	6.78	10-20	30	30	1	0/0	6	264.0	295	223	199	156	273	54	3	50	.278	38	32	4	12	2

PB - Team (5), KING, W. 4, GOEHRIG, M. 1, Opp (6). Pickoffs - Team (4), KING, W. 3, SCHULER, M. 1, Opp (1). SBA/ATT - KING, W. (16-24), GOEHRIG, M. (7-7), BROWN, R. (5-6), SCHULER, M. (4-5), FOX, J. (4-5), LEONTARAKIS (2-4), YATES, R. (1-2), CEVERINO, V. (2-2), KALANDROS (1-2), MILBURN, I. (1-1), JONES, C. (1-1), VARGAS, A. (1-1), BLANTON, B. (1-1), HAMANN, C. (0-1).

Date	Opponent	Score	Inns	Overall	ASUN	Pitcher of record	Attend	Time
Feb 18, 2022	at Mercer	L 1-8	9	0-1-0	0-0-0	SCHULER, M. (L 0-1)	1000	2:55
Feb 19, 2022	at Mercer	L 2-13	9	0-2-0	0-0-0	BROWN, R. (L 0-1)	827	2:40
Feb 20, 2022	at Mercer	L 5-6	9	0-3-0	0-0-0	LANGRELL, G. (L 0-1)	595	2:41
Feb 23, 2022	KENTUCKY STATE	w 15-0	7	1-3-0	0-0-0	LEONTARAKIS (W 1-0)	150	2:24
Feb 25, 2022	OHIO UNIVERSITY	w 4-3	9	2-3-0	0-0-0	KALANDROS (W 1-0)	100	2:35
Feb 26, 2022	OHIO UNIVERSITY	w 7-6	9	3-3-0	0-0-0	BRIAN, W. (W 1-0)	105	3:00
Feb 27, 2022	OHIO UNIVERSITY	L 0-4	9	3-4-0	0-0-0	YATES, R. (L 0-1)	279	2:22
Mar 01, 2022	MARSHALL UNIVERSITY	L 3-8	(10)	3-5-0	0-0-0	TRAVIS, B. (L 0-1)	411	3:31
Mar 02, 2022	DAYTON	w 11-3	9	4-5-0	0-0-0	LEONTARAKIS (W 2-0)	200	2:54
Mar 04, 2022	BOWLING GREEN	w 4-1	9	5-5-0	0-0-0	SCHULER, M. (W 1-1)	262	2:16
Mar 05, 2022	BOWLING GREEN-1	w 12-3	9	6-5-0	0-0-0	BROWN, R. (W 1-1)	-	2:18
Mar 05, 2022	BOWLING GREEN-2	w 3-0	9	7-5-0	0-0-0	KALANDROS (W 2-0)	321	2:25
Mar 08, 2022	WESTERN KENTUCKY	w 6-4	9	8-5-0	0-0-0	FOX, J. (W 1-0)	325	2:59
Mar 09, 2022	at Marshall	w 8-2	9	9-5-0	0-0-0	LEONTARAKIS (W 3-0)	35	2:56
Mar 11, 2022	at Austin Peay	w 7-5	9	10-5-0	0-0-0	TRAVIS, B. (W 1-1)	98	3:25
Mar 13, 2022	at Austin Peay-1	L 1-13	9	10-6-0	0-0-0	BROWN, R. (L 1-2)	-	2:35
Mar 13, 2022	at Austin Peay-2	w 8-5	7	11-6-0	0-0-0	VARGAS, A. (W 1-0)	198	2:13
Mar 15, 2022	at #2 Tennessee	L 1-7	9	11-7-0	0-0-0	MILBURN, I. (L 0-1)	3925	2:36
* Mar 18, 2022	at North Alabama	w 8-6	9	12-7-0	1-0-0	SCHULER, M. (W 2-1)	228	2:52
* Mar 19, 2022	at North Alabama	w 7-4	9	13-7-0	2-0-0	BROWN, R. (W 2-2)	192	2:34
* Mar 20, 2022	at North Alabama	L 1-10	9	13-8-0	2-1-0	YATES, R. (L 0-2)	258	2:53
Mar 22, 2022	NORTHERN KENTUCKY	w 6-2	9	14-8-0	2-1-0	MILBURN, I. (W 1-1)	511	2:48
* Mar 25, 2022	BELLARMINE	w 5-3	9	15-8-0	3-1-0	SCHULER, M. (W 3-1)	110	2:10
* Mar 26, 2022	BELLARMINE	w 2-0	9	16-8-0	4-1-0	BROWN, R. (W 3-2)	150	1:43
* Mar 27, 2022	BELLARMINE	w 17-13	9	17-8-0	5-1-0	TRAVIS, B. (W 2-1)	387	3:16
Mar 29, 2022	at Kentucky	w 6-3	9	18-8-0	5-1-0	KALANDROS (W 3-0)	1865	3:22
* Apr 01, 2022	at Jacksonville State	w 10-5	9	19-8-0	6-1-0	SCHULER, M. (W 4-1)	412	3:04
* Apr 02, 2022	at Jacksonville State	w 13-1	9	20-8-0	7-1-0	BROWN, R. (W 4-2)	612	3:05
* Apr 03, 2022	at Jacksonville State	w 10-5	9	21-8-0	8-1-0	LEONTARAKIS (W 4-0)	1221	2:54
* Apr 08, 2022	at Lipscomb	L 2-7	9	21-9-0	8-2-0	SCHULER, M. (L 4-2)	277	2:26
* Apr 09, 2022	at Lipscomb	L 4-6	9	21-10-0	8-3-0	BROWN, R. (L 4-3)	307	2:58
* Apr 10, 2022	at Lipscomb	L 3-7	9	21-11-0	8-4-0	LEONTARAKIS (L 4-1)	327	3:26
* Apr 14, 2022	CENTRAL ARKANSAS	L 9-13	9	21-12-0	8-5-0	MILBURN, I. (L 1-2)	373	3:02
* Apr 15, 2022	CENTRAL ARKANSAS	L 8-9	9	21-13-0	8-6-0	HAMANN, C. (L 0-1)	350	3:08
* Apr 16, 2022	CENTRAL ARKANSAS	w 8-6	9	22-13-0	9-6-0	BLANTON, B. (W 1-0)	391	2:43
Apr 19, 2022	XAVIER	w 3-2	(11)	23-13-0	9-6-0	JONES, C. (W 1-0)	369	3:39
* Apr 22, 2022	NORTH ALABAMA	w 10-5	9	24-13-0	10-6-0	CEVERINO, V. (W 1-0)	483	3:03
* Apr 23, 2022	NORTH ALABAMA	w 15-7	9	25-13-0	11-6-0	BLANTON, B. (W 2-0)	501	3:03
* Apr 24, 2022	NORTH ALABAMA	w 15-8	9	26-13-0	12-6-0	LEONTARAKIS (W 5-1)	391	2:46
Apr 26, 2022	MOREHEAD STATE	w 6-3	9	27-13-0	12-6-0	MILBURN, I. (W 2-2)	358	2:41
Apr 27, 2022	at Northern Kentucky	L 5-16	7	27-14-0	12-6-0	FOX, J. (L 1-1)	121	2:51
* Apr 29, 2022	at Bellarmine	L 6-7	(13)	27-15-0	12-7-0	BLANTON, B. (L 2-1)	80	3:40
* Apr 30, 2022	at Bellarmine	w 17-4	9	28-15-0	13-7-0	FOX, J. (W 2-1)	80	3:20
* May 01, 2022	at Bellarmine	w 4-3	(10)	29-15-0	14-7-0	VARGAS, A. (W 2-0)	90	2:50
* May 07, 2022	JACKSONVILLE STATE-1	w 8-3	9	30-15-0	15-7-0	BROWN, R. (W 5-3)	-	3:51
* May 07, 2022	JACKSONVILLE STATE-2	w 5-3	9	31-15-0	16-7-0	BRIAN, W. (W 2-0)	200	2:49
* May 08, 2022	JACKSONVILLE STATE	w 11-10	9	32-15-0	17-7-0	BLANTON, B. (W 3-1)	354	3:16
* May 13, 2022	LIPSCOMB UNIVERSITY	L 3-7	(11)	32-16-0	17-8-0	MILBURN, I. (L 2-3)	349	3:28
* May 14, 2022	LIPSCOMB UNIVERSITY	w 4-0	9	33-16-0	18-8-0	SCHULER, M. (W 5-2)	365	2:34
* May 15, 2022	LIPSCOMB UNIVERSITY	L 4-7	7	33-17-0	18-9-0	LEONTARAKIS (L 5-2)	289	2:35
May 17, 2022	at #7 Louisville	L 3-10	9	33-18-0	18-9-0	MILBURN, I. (L 2-4)	1506	3:55
* May 19, 2022	at Central Arkansas	L 2-3	9	33-19-0	18-10-0	VARGAS, A. (L 2-1)	445	2:32
* May 20, 2022	at Central Arkansas	w 5-0	9	34-19-0	19-10-0	BROWN, R. (W 6-3)	387	2:25
* May 21, 2022	at Central Arkansas	w 7-3	9	35-19-0	20-10-0	BRIAN, W. (W 3-0)	305	2:50
May 24, 2022	vs North Florida	w 5-3	9	36-19-0	20-10-0	CEVERINO, V. (W 2-0)	67	3:21
May 25, 2022	vs Jacksonville State	w 7-4	9	37-19-0	20-10-0	LEONTARAKIS (W 6-2)	131	3:08
May 26, 2022	vs Jacksonville	w 5-2	9	38-19-0	20-10-0	KALANDROS (W 4-0)	246	3:03
May 27, 2022	vs Liberty	L 9-18	9	38-20-0	20-10-0	TRAVIS, B. (L 2-2)	273	3:32

() extra inning game

Individual Batting (Season)

Most games	68 - Robert Moore (1985)
Most at bats	266 - Robert Moore (1985)
Most runs	80 - Josh Anderson (2003)
	75 - Robert Moore (1985)
Longest hit streak (games)	27 - Scott Earl (1981)
Most consecutive hits	12 - Robert Moore (1987)
Most hits	106 - Josh Anderson (2003)
	104 - Robert Moore (1985)
Most singles	74 - Josh Anderson (2003)
	71 - Adam Basil (2000)
Most doubles	26 - Robert Moore (1985)
Most triples	8 - Jayson Langfels (2008)
Most home runs	25 - Ben Fisher (2017)
Most runs batted in	85 - Neil Sellers (2003)
	82 - Clay Elswick (1986)
Most total bases	172 - Lee Chapman (1999)
Most walks	56 - Will Johnson (2019)
Most strikeouts	66 - Kyle Nowlin (2016)
Most stolen bases	57 - Josh Anderson (2003)
	49 - Scott Fromwiller (1985)
Best stolen base percentage	1.000 - John Thomas (21-21) (1974)
	1.000 - Darryl Weaver (15-15) (1978)
Most times hit by pitch	22 - Anthony Ottrando (2010)
Highest batting average	.475 - Frank Borgia (29-61) (1968)
Highest slugging percentage	.873 - Jimmy Cain (1968)

Batting Average (Season)

1. Frank Borgia	.475/61 AB (1968)
2. Jon Draud	.473/80 AB (1958)
3. Al Pipes	.463/54 AB (1956)
4. Stephen Carter	.448/183 AB (2004)
5. Josh Anderson	.447/237 AB (2003)
6. Jayson Langfels	.441/170 AB (2009)
7. Buzz Ashby	.436/78 AB (1971)
8. Robert Moore	.433/178 AB (1987)
9. Darryl Weaver	.429/92 AB (1978)
10. Mike Gentry	.420/88 AB (1976)
11. Ron Pezzoni	.420/188 AB (1988)
12. Matt Davis	.418/196 AB (2009)
Jonathan Woodard	.418/184 AB (2004)
Erv Leidolf	.418/91 AB (1976)
15. Jim Odle	.415/65 AB (1954)
16. Darryl Weaver	.415/74 AB (1975)
17. Chris Clark	.409/149 AB (2004)
Mandy Alvarez	.409/237 AB (2016)
19. Ray Spenilla	.408/142 AB (1975)
20. Neil Sellers	.407/231 AB (2003)
21. Derrick Bussell	.404/109 AB (2004)



Ray Spenilla compiled a .408 batting average during the 1975 season



With this swing against Tennessee Tech on May 21, 2016, Kyle Nowlin hit his 21st home run of the season, which was a new program record at the time.

Home Runs (Season)

1. Ben Fisher	25/223 AB (2017)
2. Kyle Nowlin	21/207 AB (2016)
3. Lee Chapman	20/244 AB (1999)
Clay Elswick	20/202 AB (1986)
5. Kyle Nowlin	19/184 AB (2015)
6. Charlie Yarbrough	18/207 AB (2006)
Alex Holderbach	18/230 AB (2018)
8. Anthony Ottrando	17/200 AB (2010)
Neil Sellers	17/231 AB (2003)
10. Jayson Langfels	16/204 AB (2010)
Clay Elswick	16/167 AB (1984)
Matt Mason	16/196 AB (1998)
Sean Murray	16/209 AB (1998)
Will Johnson	16/231 AB (2019)
15. Chris O'Dell	15/159 AB (2004)
Clay Elswick	15/234 AB (1985)
17. Lee Chapman	14/180 AB (1998)
Jay Steele	14/186 AB (1985)
Lee Chapman	14/211 AB (2000)
Richie Rodriguez	14/212 AB (2012)
Bryan Soloman	14/203 AB (2012)
Bryan Soloman	14/209 AB (2014)
Kendal Ewell	14/219 AB (2022)

Runs Batted In (Season)

1. Neil Sellers	85/231 AB (2003)
2. Clay Elswick	82/202 AB (1986)
3. Alex Holderbach	79/230 AB (2018)
4. Ben Fisher	72/223 AB (2017)
Jayson Langfels	72/170 AB (2009)
6. Lee Chapman	71/244 AB (1999)
7. Troy Williams	70/238 AB (1985)
8. Charlie Yarbrough	69/207 AB (2006)
9. Anthony Ottrando	67/200 AB (2010)
10. Neil Sellers	63/205 AB (2004)
Clay Elswick	63/234 AB (1985)
12. Lee Chapman	62/211 AB (2000)
13. Sean Murray	61/242 AB (1999)
Kyle Nowlin	61/207 AB (2016)
15. Matt Mason	60/196 AB (1998)
Will King	60/217 AB (2022)
17. Mandy Alvarez	58/237 AB (2016)
18. Brett Forbush	56/199 AB (1985)
19. Jeff Lehkamp	55/150 AB (1982)
Bryan Soloman	55/209 AB (2014)

Individual Pitching (Season)

Most wins	12 - Jason Schira (1990)
Most losses	10 - Jason Irwin (1996)
Most appearances	33 - Jacob Abbott (2021)
Most starts	18 - Eric Bess (1999)
Most innings pitched	114.1 - Corey Eagle (2000)
Most saves	15 - Will Brian (2022)
Most complete games	11 - Howie Roesch (1973)
Best earned run average	0.83 - Aaron Ochsenbein (2019)
Most runs allowed	95 - Eric Bess (1999)
Most earned runs allowed	84 - Eric Bess (1999)
Most hits allowed	140 - Logan Hershenow (2015)
Most strikeouts	123 - Joe Vogelgesang (1992)
Most walks allowed	75 - Ed Norkus (1985)

Individual Batting (Career)

Most games played	221 - Adam Basil (1997-00)
Most at bats	865 - Richie Rodriguez (2009-12)
Most runs scored	209 - Richie Rodriguez (2009-12)
Most hits	303 - Richie Rodriguez (2009-12)
Most singles	214 - Brett Bolger (2003-06)
Most doubles	62 - Neil Sellers (2001-04)
Most triples	18 - Jayson Langfels (2008-2010)
Most home runs	52 - Clay Elswick (1983-86)
	52 - Lee Chapman (1997-00)
Most runs batted in	214 - Neil Sellers (2001-04)
Most total bases	484 - Lee Chapman (1997-00)
Most strikeouts	191 - Kyle Nowlin (2013-16)
Most walks	154 - Adam Basil (1997-00)
Most stolen bases	119 - Josh Anderson (2001-03)
	82 - John Thomas (1973-76)
	82 - Scott Fromwiller (1983-85)
Most times hit by pitch	43 - Jacob Daniel (2009-12)
Best stolen base percentage	.921 - John Thomas [82-of-89] (1973-76)
Best slugging percentage	.680 - Clay Elswick (1983-86)

Individual Pitching (Career)

Most appearances	107 - Robert Teague (1988-91)
Most wins	30 - Jeff Cruse (1984-87)
Most losses	18 - Spencer Boley (1992-95)
	18 - Chip Albright (1999-02)
Most games started	50 - Corey Eagle (1997-00)
Most complete games	20 - Jeff Cruse (1984-87)
Most innings pitched	303.1 - Corey Eagle (1997-00)
Most saves	31 - Joe Witten (1995-98)
Lowest earned run average	1.84 - Christian Friedrich (2006-08)
Most runs allowed	235 - Scott Santa (1999-02)
Most earned runs allowed	200 - Chip Albright (1999-02)
Most hits allowed	372 - Jason Schira (1988-91)
Most strikeouts	327 - Christian Friedrich (2006-08)
Most walks	171 - Ed Norkus (1984-86)



The 1985 Colonels still hold 11 single-season team records



Clyde Hatter, who later played for the Detroit Tigers, tossed one of EKU's eight no-hitters in 1929

Individual Batting (Game)

Most at-bats	8 - Jayson Langfels (Kentucky State, 4/1/09)
	8 - Josh Anderson (IPFW, 4/1/03)
Most stolen bases	5 - Scott Fromwiller (Youngstown St., 4/14/85)
Most home runs	4 - Alex Holderbach (at Xavier, 4/25/18)

Individual Pitching (Game)

Most strikeouts	19 - Dave Quick (Morehead State, 5/7/63)
No hitters	Harvey Hayes (W 4-0, Morehead State, 4/2/26)
	Clyde Hatter (W 2-0, Kentucky Wesleyan, 4/22/29)
	Ray Giltner (starter), team no-hitter (W 13-0, Union, 4/7/48)
	Don Feltner (W 10-0, Morehead State, 5/13/54)
	Dennis Barbour (W 3-0, Cumberland, 5/4/73)
	Chris McDowell (W 4-0, Southeast Missouri, 4/6/96)
	Christian Friedrich (W 1-0, Morehead State, 3/26/06)
	Paul Duncan (W 15-0, Chicago State, 5/2/09)

Team Records (Season)

Most games won	42 (1990)
Most games played	71 (1985)
Most games lost	40 (2002)
Best winning percentage	.737 [42-15] (1990)
Longest winning streak	15 (1990)
Most saves	19 (2022)
Most at bats	2315 (1985)
Most runs scored	603 (1985)
Most hits	788 (1985)
Most singles	501 (1985)
Most doubles	151 (1985)
Most triples	29 (2009)
Most home runs	113 (1985)
Most runs batted in	548 (1985)
Most total bases	1324 (1985)
Highest batting average	.375 (2004)
Best slugging percentage	.572 (1985)
Most strikeouts (batting)	564 (2022)
Most walks (batting)	300 (1981)
Most stolen bases	217 (1989)
Most stolen base attempts	268 (1985)
Best fielding percentage	.975 (2022)
Most double plays turned	71 (1999)
Most strikeouts (pitching)	510 (2019)

Team Records (Game)

Most runs scored	49 - Kentucky State, 4/1/09
Most hits	38 - Kentucky State, 4/1/09
Most home runs	10 - Campbellsville, 3/25/87
Most consecutive batters to reach base to begin a game	12 - UW-Milwaukee, 3/3/95



Nationally Ranked Individuals (Season - Top 50)

Year	Player	Rank/Category	Statistics	Year	Player	Rank/Category	Statistics	Year	Player	Rank/Category	Statistics	Year	Player	Rank/Category	Statistics
1968	Jimmy Cain	2nd - HRs/g	0.39 (7 HR/18 GP)	2004	Derrick Bussell	23rd - BA	.404	2012	Bryan Soloman	25th - HRs	14	2018	Cornell Nixon	5th - SBs	34
				2004	Brett Bolger	20th - Toughest To K	16.8	2012	Richie Rodriguez	25th - HRs	14	2018	Cornell Nixon	5th - SBs/g	0.63
1968	Jimmy Cain	2nd - RBI/g	1.56 (28 RBI/18 GP)	2004	Neil Sellers	18th - RBI/g	1.24	2012	Richie Rodriguez	26th - Toughest To K	16.3 ABs	2018	Alex Holderbach	17th - HRs	18
				2004	Neil Sellers	34th - R/g	1.14	2012	Richie Rodriguez	37th - BA	.377	2018	Alex Holderbach	19th - TBs	151
1968	Frank Borgia	6th - BA	.475 (29-61)	2004	Chris O'Dell	23rd - R/g	1.19	2012	Matt Fyffe	37th - Wins	9	2018	Alex Holderbach	23rd - SLG	.657
1973	John Thomas	2nd - SBs	34	2004	Chris O'Dell	7th - HR/g	0.35	2012	Richie Rodriguez	41st - Runs	59	2018	Cornell Nixon	25th - Runs/g	1.09
1973	Howie Roesch	4th - Wins	9	2004	Chris O'Dell	19th - SLG	.711	2012	Richie Rodriguez	44th - OBP	.469	2018	Alex Holderbach	28th - HRs/g	0.30
1973	John Thomas	7th - SBs/g	0.89 (34 SB)	2004	Chris Grider	32nd - Ks/g	10.5	2014	Bryan Soloman	7th - HR/g	.26	2018	Ryland Kerr	36th - Runs	62
1975	Darryel Weaver	18th - BA	.415	2005	Brett Bolger	32nd - BA	.398	2014	Bryan Soloman	7th - HRs	14	2018	Ryland Kerr	36th - Doubles	20
1978	Darryel Weaver	19th - BA	.429	2005	Derrick Bussell	18th - SBs	32 (.59 pg)	2014	Bryan Soloman	15th - RBIs/g	1.02	2018	Ryland Kerr	43rd - Hits	86
1982	Steve Rebbholz	4th - ERA	1.34 (8 ER/53.2 IP)	2005	Bryan Stevenson	23rd - SBs	32 (.56 pg)	2014	Bryan Soloman	19th - SLG	.612	2019	Will Johnson	16th - Walks	56
				2005	Brett Bolger	3rd - Toughest to K	24.5 ABs	2014	Tanner Perkins	24th - BB Allowed/9	1.23	2019	Will Johnson	25th - SBs	28
1982	Steve Engel	5th - Ks/9	11.1 (78 K/63.1 IP)	2005	Derrick Bussell	19th - R/g	1.22	2014	Bryan Soloman	32nd - RBIs	55	2019	Will Johnson	40th - HRs	16
				2006	Charlie Yarbrough	20th - HR/g	.33	2014	Bryan Soloman	40th - TBs	128	2019	Ryland Kerr	45th - Runs	63
1982	Jeff Lehkamp	17th - RBI/g	1.31 (55 RBI/42 GP)	2006	Charlie Yarbrough	16th - RBI/g	1.25	2015	Kyle Nowlin	1st - HR/g	.38	2019	Nick Howie	43rd - Walks	46
				2006	Charlie Yarbrough	12th - SLG	.736	2015	Kyle Nowlin	2nd - HRs	19	2019	Nick Howie	47th - On-Base Pct.	.474
1985	Robert Moore	2nd - Doubles	25	2006	Lucas Waters	28th - SBs	30 (.55 pg)	2015	Kyle Nowlin	6th - SLG	.690	2019	Aaron Ochsenbein	44th - Saves	10
1987	Robert Moore	9th - BA	.433	2006	Christian Friedrich	15th - ERA	1.98	2015	TJ Alas	22nd - BA	.378	2020	Jacob Ferris	4th - CG	1
1988	Ron Pezzoni	24th - BA	.420	2006	Christian Friedrich	34th - Wins	10	2015	TJ Alas	33rd - SLG	.628	2020	A.J. Lewis	7th - SLG	.843
1989	Ron Pezzoni	11th - SBs/g	.081	2006	Christian Friedrich	2nd - Ks/9	13.0	2015	Mandy Alvarez	45th - HR/g	.24	2020	A.J. Lewis	8th - RBI/g	1.62
1990	Robert Teague	10th - Saves	11				(118 K/82 IP)	2016	Mandy Alvarez	1st - Hits/g	1.76	2020	Daniel Harris IV	9th - BA	.460
1995	Joe Witten	9th - Saves	12	2007	Christian Friedrich	14th - Ks/9	11.1	2016	Kyle Nowlin	2nd - HRs	21	2020	A.J. Lewis	11th - Hits/g	1.77
2003	Josh Anderson	1st - SBs	57 (1.08/gm)				(101 K/81.2 IP)	2016	Kyle Nowlin	2nd - HR/g	0.38	2020	A.J. Lewis	12th - 2B/g	0.54
2003	Josh Anderson	2nd - R/g	1.51 (80 R/53 GP)	2007	Christian Friedrich	21st - ERA	2.09	2016	Mandy Alvarez	5th - BA	.409	2020	A.J. Lewis	14th - BA	.451
2003	Josh Anderson	3rd - BA	.447 (106-237)	2008	Jayson Langfels	2nd - Triples	8	2016	Mandy Alvarez	6th - Hits	97	2020	Michael Brewer	14th - Sac Bunts	4
2003	Josh Anderson	28th - Toughest to K	15.8 ABs	2008	Christian Friedrich	2nd - ERA	1.43	2016	Kyle Nowlin	15th - BB/g	0.91	2020	Michael Brewer	15th - Sac Bunts/g	0.31
2003	Josh Anderson	36th - 2B/g	0.40 (21 2B/53 GP)	2008	Christian Friedrich	7th - K/9	11.9	2016	Mandy Alvarez	19th - TBs	153	2020	Charles Ludwick	19th - Sac Flies	3
							(108K/81.2 IP)	2016	Kyle Nowlin	21st - BB	50	2020	Christian Lucio	23rd - SBs/g	0.64
2003	Neil Sellers	2nd - RBI/g	1.60 (85 RBI/53 GP)	2008	Christian Friedrich	1st - Hits Allowed/9	4.41	2016	Kyle Nowlin	24th - SLG	.657	2020	A.J. Lewis	25th - On-Base Pct.	.541
				2009	Jayson Langfels	1st - RBI/g	1.67	2016	Kyle Nowlin	25th - RBIs/g	1.11	2020	Daniel Harris IV	25th - On-Base Pct.	.541
2003	Neil Sellers	8th - 2B/g	0.45 (24 2B/53 GP)	2009	Jayson Langfels	3rd - BA	.441	2016	Mandy Alvarez	30th - SLG	.646	2020	A.J. Lewis	25th - RBIs	21
				2009	Jayson Langfels	6th - SLG	.800	2016	Kyle Nowlin	36th - RBIs	61	2020	Logan Thomason	27th - 2B/g	0.50
2003	Neil Sellers	13th - R/g	1.25 (66 RS/53 GP)	2009	Matt Davis	4th - R/g	1.45	2016	Mandy Alvarez	39th - RBIs/g	1.05	2020	A.J. Lewis	34th - Doubles	7
				2009	Aaron Barrows	12th - 3B/g	0.15	2017	Ben Fisher	3rd - HRs	25	2020	Logan Thomason	34th - Doubles	7
2003	Neil Sellers	18th - HR/g	0.32 (17 HR/53 GP)	2010	Ryne Purcell	11th - Saves	12	2017	Ben Fisher	3rd - HRs/g	0.45	2020	A.J. Lewis	34th - TBs	43
				2010	Anthony Ottrando	18th - HBP	22	2017	Ben Fisher	3rd - Runs	71	2020	A.J. Lewis	39th - 3B	2
2003	Neil Sellers	22nd - SLG	.732	2012	Richie Rodriguez	8th - SLG	.689	2017	Ben Fisher	3rd - Runs/g	1.27	2020	Daniel Harris IV	41st - Hits/g	1.64
2004	Stephen Carter	3rd - BA	.448	2012	Richie Rodriguez	15th - R/gm	1.09	2017	Ben Fisher	3rd - SLG	.762	2020	A.J. Lewis	49th - 3B/g	0.15
2004	Stephen Carter	18th - HBP/g	0.35	2012	Jacob Daniel	18th - Triples	18	2017	Ben Fisher	5th - TBs	170	2021	Jacob Abbott	6th - Appearances	33
2004	Jonathan Woodard	10th - BA	.418	2012	Jacob Daniel	19th - 3B/g	0.13	2017	Ben Fisher	5th - RBIs/g	1.29	2021	Will Brian	20th - Saves	10
2004	Chris Clark	17th - BA	.409	2012	Bryan Soloman	23rd - HR/g	0.26	2017	Ben Fisher	8th - RBIs	72	2022	Will Brian	3rd - Saves	15
2004	Chris Clark	13th - 2B/g	0.43	2012	Richie Rodriguez	24th - TB	146	2018	Alex Holderbach	3rd - RBIs/g	1.32	2022	Will Brian	26th - Appearances	31
2004	Chris Clark	28th - HBP/g	0.32	2012	Richie Rodriguez	25th - HR/g	0.26	2018	Alex Holderbach	5th - RBIs	79	2022	Kendal Ewell	37th - On-Base Pct.	.482

Nationally Ranked Teams (Season - Top 50)

Year	Category	Rank	Statistics	Year	Category	Rank	Statistics	Year	Category	Rank	Statistics	Year	Category	Rank	Statistics
1976	Batting Avg.	4th	.340 (258-759)	2009	Triples/g	4th	0.57	2014	Double Plays	40th	54	2018	Sacrifice Flies	46th	28
1987	Stolen Bases	3rd	161	2009	Triples	5th	29	2014	Scoring	44th	5.9 runs/g	2019	Stolen Bases	7th	129
1988	Stolen Bases	6th	162	2009	Stolen Bases/g	5th	2.41	2015	Home Runs/g	5th	1.18	2019	Home Runs	20th	75
1989	Stolen Bases	2nd	217 (3.74/g)	2009	Stolen Bases	7th	123	2015	Double Plays/g	8th	1.08	2019	Scoring	25th	7.3 runs/g
1999	Double Plays	11th	71 (1.18/g)	2009	Batting Avg.	10th	.345	2015	Home Runs	15th	59	2019	Runs	29th	429
2003	Batting Avg.	6th	.332 (639-1922)	2009	Scoring	10th	9.2 runs/g	2015	Slugging Pct.	22nd	.450	2019	Walks	29th	296
2003	Scoring	8th	8.7 runs/g	2012	Home Runs/g	1st	1.22	2015	Double Plays	36th	54	2019	Slugging	29th	.456
2003	Doubles/g	30th	2.21	2012	Home Runs	2nd	66	2015	Doubles/g	47th	1.96	2019	On-Base Pct.	47th	.385
2003	Stolen Bases	3rd	131 (2.47/g)	2012	Slugging Pct.	4th	.477	2016	Home Runs/g	10th	1.20	2020	Stolen Bases/g	7th	2.50
2003	Slugging Pct.	34th	.481	2012	Double Plays/g	5th	1.11	2016	Home Runs	13th	66	2020	Triples/g	7th	0.57
2004	Batting Avg.	1st	.375	2012	Doubles/g	6th	2.26	2016	Slugging Pct.	31st	.453	2020	On-Base Pct.	10th	.420
2004	Scoring	3rd	9.6 runs/g	2012	Double Plays	15th	60	2016	Scoring	50th	6.6 runs/g	2020	Batting Avg.	12th	.314
2004	Doubles/g	1st	2.69	2012	Doubles	21st	122	2017	Home Runs/g	17th	1.29	2020	Doubles/g	13th	2.43
2004	Slugging Pct.	2nd	.551	2012	Triples/g	22nd	0.39	2017	Home Runs	23rd	72	2020	Slugging	14th	.492
2004	Stolen Bases/g	22nd	1.82	2012	Triples	23rd	21	2017	Slugging Pct.	29th	.465	2020	Triples	14th	8
2004	Double Plays/g	8th	1.14	2012	Scoring	23rd	6.7 runs/g	2017	Scoring	32nd	6.9	2020	Scoring	15th	8.4 runs/g
2004	Winning Pct.	29th	.667 (34-17)	2012	Runs	47th	361	2017	Batting Avg.	38th	.296	2020	Stolen Bases	15th	35
2005	Batting Avg.	23rd	.316	2013	Doubles/g	13	2.18	2017	Doubles/g	44th	1.96	2020	Shutouts	32nd	2
2006	Stolen Bases	6th	162	2013	Doubles	17	124	2017	Runs	47th	386	2020	Runs	34th	118
2006	Home Runs/g	37th	(1.02/game)	2013	Home Runs/g	29th	0.74	2017	Hits	48th	595	2020	Doubles	35th	34
2006	Stolen Bases/g	34th	1.67	2013	Home Runs	31st	42	2018	Stolen Bases	11th	102	2020	Sacrifice Bunts	43rd	10
2006	Slugging Pct.	33rd	.471	2013	Scoring	31st	6.6 runs/g	2018	Hits	12th	643	2022	Shutouts	17th	5
2006	Strikeouts/9	32nd	7.8	2013	Slugging Pct.	36th	.424	2018	Scoring	14th	7.3 runs/g	2022	Walks Drawn	37th	294
2007	Stolen Bases/g	20th	2.12	2013	Runs	43rd	374	2018	Runs	15th	445	2022	Double Plays Turned	37th	47
2007	Strikeouts/9	48th	7.4	2013	Stolen Bases	43rd	87	2018	Home Runs	18th	69	2022	Fielding Pct.	39th	.975
2008	Triples/g	20th	0.41	2013	Batting Avg.	46th	.292	2018	Stolen Bases/g	19th	1.67				
2008	Stolen Bases/g	12th	2.04	2013	Stolen Bases/g	46th	1.53	2018	Slugging Pct.	20th	.461				
2008	Hit By Pitch	38th	79	2014	Home Runs/g	9th	0.91	2018	Batting Avg.	22nd	.296				
2008	Sac Flies	46th	30	2014	Home Runs	9th	50	2018	Doubles	25th	121				
2008	Stikeouts/9	49th	7.8	2014	Slugging Pct.	25th	.413	2018	Home Runs/g	28th	1.13				
2008	Hits Allowed/9	38th	9.18	2014	Double Plays/g	28th	0.98	2018	Doubles/g	39th	1.98				



Frank Kremblas was drafted by the Cincinnati Reds after the 1989 season

Professional Free Agent Signings

Name	Year	Team
Dominic Perrino	1982	San Diego Padres
Ron Pezzoni	1989	Seattle Mariners
Kurt Shea	1989	Detroit Tigers
Randy White	1989	Atlanta Braves
Oscar Angulo	1990	Chicago White Sox
Joe Demus	1990	Cleveland Indians
Jerry Schoen	1990	California Angels
Shea Wardwell	1990	Boston Red Sox
Robie McCune	1991	Texas Rangers
Mike Schneider	2002	Montreal Expos
Anthony Bazzani	2014	Arizona Diamondbacks
Bryan Soloman	2014	Florence Freedom (Frontier League)
Alex Hamilton	2018	Bakersfield Train Robbers (Pecos League)
Bryan Quillens	2019	Westside Woolly Mammoths (United Shore League)
Will Johnson	2019	Westside Woolly Mammoths (United Shore League)
Demetrius Moorer	2019	New Jersey Jackals (CanAm League)
A.J. Lewis	2020	Colorado Rockies
Bryan Quillens	2021	Lexington Legends (Atlantic League)
Bryan Quillens	2022	High Point Rockers (Atlantic League) & Washington Wild Things (Frontier League)
Demetrius Moorer	2022	Wild Health Genomes (Atlantic League)
Alex Holderbach	2022	Gastonia Honey Hunters (Atlantic League)

Colonel Draft Picks

Name	Year	Rnd	Overall	Rnd-Pick	Team
Arnold Nyulassy	1966	29	558	1	New York Mets
Ron Pinsenchaun	1966	33	626	1	New York Mets
Chuck Taylor	1969	24	554	2	Houston Astros
Scott Earl	1981	14	354	17	Detroit Tigers
Jim Harkins	1981	21	543	24	Houston Astros
Gene Walter	1981	25	637	17	Montreal Expos
Jim Harkins	1982	28	697	2	San Diego Padres
Gene Walter	1982	29	720	2	San Diego Padres
Steve Engel	1983	5	112	6	Chicago Cubs
Troy Williams	1986	11	271	8	Seattle Mariners
Brad Brian	1986	30	737	11	Montreal Expos
Robert Moore	1987	16	405	9	Kansas City Royals
Jeff Cruse	1987	45	1098	6	Kansas City Royals
Frank Kremblas	1989	23	599	19	Cincinnati Reds
Doug Simpson	1990	21	563	5	Pittsburgh Pirates
John Lorms	1990	57	1374	5	Cleveland Indians
Steve Olsen	1991	7	202	25	Chicago White Sox
Joe Vogelgesang	1992	35	983	19	Los Angeles Dodgers
Blake Bathol	1995	21	571	8	Colorado Rockies
Brandon Berger	1996	14	409	14	Kansas City Royals
Ryan Saylor	1997	16	496	22	Montreal Expos
Josh Anderson	2003	4	119	22	Houston Astros
Chris Clark	2004	18	544	23	Houston Astros
Neil Sellers	2004	32	964	23	Houston Astros
Charlie Yarbrough	2006	7	217	21	Philadelphia Phillies
Lucas Waters	2007	14	436	12	Florida Marlins
Christian Friedrich	2008	1	25	25	Colorado Rockies
Tyler Barnett	2008	21	640	18	Atlanta Braves
Jayson Langfels	2010	16	500	25	Colorado Rockies
Richie Rodriguez	2012	9	290	12	New York Mets
Anthony Bazzani	2012	31	942	4	Baltimore Orioles
Taylor Blair	2013	35	1048	12	San Diego Padres
Kyle Nowlin	2015	30	894	9	Philadelphia Phillies
Mandy Alvarez	2016	17	518	22	New York Yankees
Kyle Nowlin	2016	21	622	6	Oakland Athletics
Ben Fisher	2017	21	629	14	Miami Marlins
Alex Holderbach	2018	16	492	28	Houston Astros
Aaron Ochsenbein	2019	6	191	24	Los Angeles Dodgers
Will Brian	2022	10	310	24	New York Yankees



Aaron Ochsenbein was drafted in the sixth round by the Dodgers in 2019

NCAA Division I All-Americans

Tim Hofstetter	1982	Third Team
Clay Elswick	1986	Third Team
Robert Moore	1987	Second Team
Joe Witten	1995	Freshman
Scott Goetz	2002	Freshman
Josh Anderson	2003	First Team
Neil Sellers	2003	Third Team
Stephen Carter	2004	Third Team
Chris Grider	2004	Freshman
Christian Friedrich	2006	Freshman
Charlie Yarbrough	2006	Second Team
Christian Friedrich	2008	First Team
Jayson Langfels	2008	Freshman
Jayson Langfels	2009	Second Team
Matt Davis	2009	Third Team
Richie Rodriguez	2009	Freshman
Bryan Soloman	2011	Freshman
Richie Rodriguez	2012	First Team
Kenny Hostrander	2013	Freshman
Kyle Nowlin	2013	Freshman
Doug Teegarden	2013	Freshman
Bryan Soloman	2014	Second Team
Ben Fisher	2017	Third Team
Alex Holderbach	2018	Second Team
Daniel Harris IV	2018	Freshman
Aaron Ochsenbein	2019	Second Team
A.J. Lewis	2020	First Team
Daniel Harris IV	2020	Third Team
Will Brian	2022	First Team

OVC Honors

Coach of the Year	2003	Josh Anderson	
1962	Charles "Turkey" Hughes	2004	Stephen Carter
1967	Charles "Turkey" Hughes	2006	Charlie Yarbrough
1982	Jim Ward	2016	Mandy Alvarez (Co-)
1987	Jim Ward	2017	Ben Fisher (Co-)
1988	Jim Ward		
1989	Jim Ward	Pitcher of the Year	
2000	Jim Ward	2008	Christian Friedrich
2012	Jason Stein	2012	Matt Fyffe
Player of the Year		Rookie of the Year	
1963	Dave Quick	2006	Christian Friedrich
1986	Clay Elswick	2011	Bryan Soloman
1987	Robert Moore	2013	Kyle Nowlin
1988	Scott Privitera		
1989	Randy White		

OVC Championships

Regular Season - 1950, 1951, 1954, 1959, 1960, 1962, 1966, 1967, 1984, 1985, 1986, 1989, 2000, 2012
Tournament - 1984, 1985, 1986, 1989

ASUN Championships

Regular Season - 2022 (West Division Co-Champions)

NCAA Academic All-Americans

Clay Elswick	1986	First Team
Jay Johnson	1990	Third Team
	1991	Second Team
Robert Teague	1990	First Team
	1991	Second Team
Josh Williams	1996	Third Team
Ben Fisher	2017	First Team
Alex Holderbach	2018	First Team
Nick Howie	2018	Third Team
	2019	First Team
	2020	First Team
Ryland Kerr	2019	Second Team



Charles "Turkey" Hughes was named the OVC Coach of the Year in 1962 and 1967 and led EKU to OVC titles in 1950, 1951, 1954, 1959, 1960, 1962, 1964, 1965, 1966 and 1967



Chris Clark was named first team All-OVC in 2004 and was drafted by the Houston Astros in the same year

1995	Jason Stein, Josh Williams, Jason Irwin, Blake Barthol, Brandon Berger, Danny Winn
1996	Josh Williams, Jason Combs, Brandon Berger
1997	Joe Witten
1998	Sean Murray, Jason Sharp, Matt Mason, Joe Smith
1999	Lee Chapman, Sean Murray, Joe Smith, Jason Sharp, Adam Basil, Mike Martini
2000	Adam Basil, Mike Schneider, Lee Chapman, Kiley Vaughn, Corey Eagle, Scott Santa
2001	Mike Schneider, Kiley Vaughn, Josh Anderson
2002	Josh Anderson, Neil Sellers
2003	Josh Anderson (Player of the Year), Neil Sellers
2004	Chris Clark, Will Whisenant, Stephen Carter (Player of the Year), Jonathan Woodard, Neil Sellers, Chris O'Dell, Brett Bolger
2005	Brett Bolger, Derrick Bussell, Bryan Stevenson, Will Whisenant
2006	Charlie Yarbrough (Player of the Year), Christian Friedrich (1st team & Freshman), Chris O'Dell, Brett Bolger, Aaron Barrows (Freshman), Eric Hash (Freshman)
2007	Christian Friedrich, Tyler Barnett
2008	Christian Friedrich (Pitcher of the Year), Jayson Langfels (Freshman), Ryan Faidley (Freshman)
2009	Matt Davis, Jayson Langfels, Anthony Ottrando, Richie Rodriguez (2nd team & Freshman), Jacob Daniel (Freshman), Mike Garcia (Freshman)
2010	Jayson Langfels, Anthony Ottrando, Anthony Bazzani (Freshman), Austin Grisham (Freshman)
2011	Jacob Daniel, Stephen Hefler, Richie Rodriguez, Bryan Solomon (Freshman)
2012	Richie Rodriguez, Jacob Daniel, Matt Fyffe (Pitcher of the Year), Dustin Dunlop, Shane Grimm
2013	Shaun Ball, Sean Hagen, Kyle Nowlin (Freshman), Kenny Hostrander (Freshman), Luke Wurzelbacher (Freshman), Doug Teegarden (Freshman)
2014	Sean Hagen, Bryan Solomon, Ben Fisher (Freshman), Taylor Blair (Freshman), Shea Sullivan (Freshman), Caleb Johnson (Freshman)
2015	Kyle Nowlin
2016	Mandy Alvarez (Co-Player of the Year), Kyle Nowlin
2017	Ben Fisher (Co-Player of the Year), Alex Holderbach
2018	Alex Holderbach, Nick Howie, Daniel Harris IV (Freshman)
2019	Nick Howie, Aaron Ochsenbein, Ryland Kerr, Will Johnson, Kaven Brown, Logan Thomason (Freshman), Jacob Ferris (Freshman)
2020	No All-OVC Team selected (COVID)
2021	Caleb Upshaw, Darren Williams, Will Brian, Kendal Ewell (Freshman)

All-OVC Players

1960	Ken Pigg, Shannon Johnson, Bill Curry, Bill Goedde
1962	Dave Quick, Ken Pigg, Jack Wolfer, Bill Goedde, Frank Carter, Bill Curry
1963	Dave Quick, Doug McCord, Ed Joseph, Bill Goedde, Frank Carter
1964	Dave Price
1965	Dave Price, Doug McCord, Ron Chasteen, Ron Pinschaum, Jerry Gill
1966	Albert Kammer, Arnold Nyulassy, Frank Borgia, Ron Pinschaum
1967	Ron Andrews, Arnold Nyulassy, Luis Escobar, Jimmy Cain, Ron Pinschaum
1968	Arnold Nyulassy, Jimmy Cain, Luis Escobar, Wayne Hucker, Jim Davis
1969	Wayne Hucker
1970	William Ashby
1973	Dave Theiler
1974	Howie Roesch, Dave Theiler
1975	Dennis Brant, Mike Gentry
1976	John Lisle, Corky Prater, John Thomas, Mike Gentry, Erv Leidolf
1977	John Lisle, Erv Leidolf, Kenny Lockett
1978	Darryel Weaver, Corky Prater
1979	Rick Bibbins, Tom McNulty
1981	Mark Klein, Jeff Lehkamp, Dominic Perrino
1982	Joe Myers, Steve Engel, Richard Brooks, Tim Hofstetter, Jeff Lehkamp (Co-Player of the Year, Northern Division)
1983	Mike Woehler, Steve Engel, Brett Forbush, Rocky Pangallo
1984	David Butcher, Brad Evans
1985	Robert Moore, Troy Williams, Jay Steele, John Miles
1986	Robert Moore, Tim Redmon, Jeff Cruse, Brad Brian, Clay Elswick (Player of the Year Northern Division)
1987	Robert Moore (Player of the Year, Northern Division), Jeff Cruse, Frank Kremblas, Ron Pezzoni
1988	Scott Privitera (Player of the Year, Northern Division), Rusty Clark, Randy White, Frank Kremblas, Marc Seimer, Ron Pezzoni, Shea Wardwell
1989	Randy White (Player of the Year), Jerry Schoen, Joe Banko, Ron Pezzoni
1990	Joe Banko, Brad McDaniels, Steve Olsen, Jay Johnson, Jason Schira, John Lorms, Robbie McCune, Jerry Schoen
1991	Brad McDaniels, Robbie McCune, Jay Johnson, David Ott
1992	Joe Vogelgesang, Brett Griffin
1993	Jason Stein, Mike Minacci
1994	Blake Barthol

All-ASUN Players

2022	Will Brian (1st Team), Kendal Ewell (1st Team), Will King (1st Team)
------	--



Will Johnson was an All-OVC pick in 2019

Most Runs Scored (ASUN)

1. BELLARMINE (March 27, 2022)	
EKU 17, BEL 13	17
at Bellarmine (April 30, 2022)	
EKU 17, BEL 4	17
3. at Jacksonville State (April 2, 2022)	
EKU 13, JSU 1	13
4. NORTH ALABAMA (April 23, 2022)	
EKU 15, UNA 7	15
NORTH ALABAMA (April 24, 2022)	
EKU 15, UNA 8	15

Most At Bats (ASUN)

1. at Bellarmine (April 29, 2022)	
EKU 6, BEL 7 (13)	50
2. at Bellarmine (April 30, 2022)	
EKU 17, BEL 4	45
3. CENTRAL ARKANSAS (April 14, 2022)	
EKU 9, UCA 13	44
4. at Jacksonville State (April 2, 2022)	
EKU 13, JSU 1	42
5. at Jacksonville State (April 1, 2022)	
EKU 10, JSU 5	41

Most Hits (ASUN)

1. BELLARMINE (March 27, 2022)	
EKU 17, BEL 13	17
at Jacksonville State (April 2, 2022)	
EKU 13, JSU 1	17
3. NORTH ALABAMA (April 22, 2022)	
EKU 10, UNA 5	16
4. NORTH ALABAMA (April 23, 2022)	
EKU 15, UNA 7	15
JACKSONVILLE STATE (May 8, 2022)	
EKU 11, JSU 10	15

Most RBIs (ASUN)

1. BELLARMINE (March 27, 2022)	
EKU 17, BEL 13	15
NORTH ALABAMA (April 23, 2022)	
EKU 15, UNA 7	15
3. at Bellarmine (April 30, 2022)	
EKU 17, BEL 4	14
4. NORTH ALABAMA (April 24, 2022)	
EKU 15, UNA 8	13
5. at Jacksonville State (April 2, 2022)	
EKU 13, JSU 1	12

Most Doubles (ASUN)

1. BELLARMINE (March 27, 2022)	
EKU 17, BEL 13	6
2. at Bellarmine (May 1, 2022)	
EKU 4, BEL 3 (10)	5
3. NORTH ALABAMA (April 22, 2022)	
EKU 10, UNA 5	4
at Central Arkansas (May 20, 2022)	
EKU 5, UCA 0	4
5.	

Most Triples (ASUN)

1. at North Alabama (March 18, 2022)	
EKU 8, UNA 6	1
at Jacksonville State (April 2, 2022)	
EKU 13, JSU 1	1
JACKSONVILLE STATE (May 8, 2022)	
EKU 11, JSU 10	1
4.	
5.	

Most Home Runs (ASUN)

1. CENTRAL ARKANSAS (April 16, 2022)	
EKU 8, UCA 6	5
NORTH ALABAMA (April 23, 2022)	
EKU 15, UNA 7	5
3. at North Alabama (March 18, 2022)	
EKU 8, UNA 6	4
NORTH ALABAMA (April 24, 2022)	
EKU 15, UNA 8	4
at Bellarmine (April 30, 2022)	
EKU 17, BEL 4	4

Most Total Bases (ASUN)

1. NORTH ALABAMA (April 23, 2022)	
EKU 15, UNA 7	31
2. at Bellarmine (April 30, 2022)	
EKU 17, BEL 4	30
3. BELLARMINE (March 27, 2022)	
EKU 17, BEL 13	26
NORTH ALABAMA (April 22, 2022)	
EKU 10, UNA 5	26
5.	

Most Walks Drawn (ASUN)

1. at Jacksonville State (April 2, 2022)	
EKU 13, JSU 1	12
2. at Lipscomb (April 10, 2022)	
EKU 3, LIP 7	11
NORTH ALABAMA (April 23, 2022)	
EKU 15, UNA 7	11
4. JACKSONVILLE STATE (May 7, 2022)	
EKU 5, JSU 3	9
5.	

Most Stolen Bases (ASUN)

1. at North Alabama (March 18, 2022)	
EKU 8, UNA 6	4
2. at Jacksonville State (April 2, 2022)	
EKU 13, JSU 1	3
3. at North Alabama (March 19, 2022)	
EKU 7, UNA 4	3
4.	
5.	

Most Times Hit By Pitch (ASUN)

1. at Jacksonville State (April 3, 2022)	
EKU 10, JSU 5	4
NORTH ALABAMA (April 24, 2022)	
EKU 15, UNA 8	4
3. LIPSCOMB (May 14, 2022)	
EKU 4, LIP 0	3
4.	
5.	

Most Double Plays Turned (ASUN)

1. at Jacksonville State (April 2, 2022)	
EKU 13, JSU 1	3
2.	
3.	
4.	
5.	

Most Strikeouts - Pitching (ASUN)

1. BELLARMINE (March 26, 2022)	
EKU 2, BEL 0	13
at Jacksonville State (April 3, 2022)	
EKU 10, JSU 5	13
JACKSONVILLE STATE (May 7, 2022)	
EKU 8, JSU 3	13
4. CENTRAL ARKANSAS (April 14, 2022)	
EKU 9, UCA 13	12
at Bellarmine (April 29, 2022)	
EKU 6, BEL 7 (13)	12
at North Alabama (March 18, 2022)	
EKU 8, UNA 6	12
at North Alabama (March 19, 2022)	
EKU 7, UNA 4	12



Most At Bats (ASUN)

1.	Logan Thomason (at Bellarmine, 4/29/22)	7
	Will King (at Bellarmine, 4/29/22)	7
3.	Kendal Ewell (at Jacksonville State, 4/1/22)	6
	Conner Davis (at Jacksonville State, 4/2/22)	6
	Ron Franklin Jr. (at Jacksonville State, 4/2/22)	6
	Jalen Jones (at Jacksonville State, 4/2/22)	6
	Roderick Criss (at Bellarmine, 4/29/22)	6
	Jalen Jones (at Bellarmine, 4/29/22)	6
	Max Williams (at Bellarmine, 4/29/22)	6
	Conner Davis (at Bellarmine, 4/30/22)	6
	Jalen Jones (at Bellarmine, 4/30/22)	6
	Max Williams (at Bellarmine, 4/30/22)	6

Most Runs Scored (ASUN)

1.	Kendal Ewell (NORTH ALABAMA, 4/23/22)	4
	Charlie Ludwick (at Bellarmine, 4/30/22)	4
3.	Kendal Ewell (BELLARMINE, 3/27/22)	3
	Ron Franklin Jr. (BELLARMINE, 3/27/22)	3
	Max Williams (BELLARMINE, 3/27/22)	3
	Roderick Criss (at Jacksonville State, 4/1/22)	3
	Kendal Ewell (at Jacksonville State, 4/2/22)	3
	Max Williams (NORTH ALABAMA, 4/23/22)	3
	Charlie Ludwick (at Bellarmine, 4/29/22)	3
	Kendal Ewell (at Bellarmine, 4/30/22)	3
	Max Williams (JACKSONVILLE STATE, 5/7/22)	3
	Jalen Jones (JACKSONVILLE STATE, 5/8/22)	3

Most Hits (ASUN)

1.	Kendal Ewell (NORTH ALABAMA, 4/23/22)	5
2.	Kendal Ewell (at Jacksonville State, 4/3/22)	4
	Kendal Ewell (NORTH ALABAMA, 4/22/22)	4
	Kendal Ewell (BELLARMINE, 3/25/22)	4
	Kendal Ewell (BELLARMINE, 3/27/22)	4
	Jalen Jones (at Jacksonville State, 4/2/22)	4
	Charlie Ludwick (at Bellarmine, 4/30/22)	4
	Logan Thomason (JACKSONVILLE ST., 5/8/22)	4
	Max Williams (at Bellarmine, 4/30/22)	4
10.		

Most RBIs (ASUN)

1.	Conner Davis (at Jacksonville State, 4/3/22)	6
	Kendal Ewell (NORTH ALABAMA, 4/23/22)	6
3.	Kendal Ewell (BELLARMINE, 3/27/22)	5
	Logan Thomason (at Jacksonville State, 4/1/22)	5
5.	Kendal Ewell (at Jacksonville State, 4/2/22)	4
	Sebastian Greico (CENTRAL ARK., 4/14/22)	4
	Kendal Ewell (NORTH ALABAMA, 4/24/22)	4
	Ron Franklin Jr. (NORTH ALABAMA, 4/24/22)	4
	Ron Franklin Jr. (at Bellarmine, 4/30/22)	4
10.		

Most Doubles (ASUN)

1.	Conner Davis (CENTRAL ARKANSAS, 4/15/22)	2
	Kendal Ewell (BELLARMINE, 3/27/22)	2
	Charlie Ludwick (at Bellarmine, 4/29/22)	2
	Kendal Ewell (at Bellarmine, 5/1/22)	2
	Will King (LIPSCOMB, 5/15/22)	2
	Will King (at Central Arkansas, 5/20/22)	2

- 7.
- 8.
- 9.
- 10.

Most Triples (ASUN)

1.	Matthew Corlew (at North Alabama, 3/18/22)	1
	Roderick Criss (at Jacksonville State, 4/2/22)	1
	Jalen Jones (JACKSONVILLE STATE, 5/8/22)	1
4.		
5.		
6.		
7.		
8.		
9.		
10.		

Most Home Runs (ASUN)

1.	Kendal Ewell (NORTH ALABAMA, 4/23/22)	3
	Max Williams (JACKSONVILLE STATE, 5/7/22)	3
3.	Kendal Ewell (NORTH ALABAMA, 4/24/22)	2
	Ron Franklin Jr. (NORTH ALABAMA, 4/24/22)	2
	Will King (CENTRAL ARKANSAS, 4/16/22)	2
6.		
7.		
8.		
9.		
10.		

Most Total Bases (ASUN)

1.	Kendal Ewell (NORTH ALABAMA, 4/23/22)	14
2.	Max Williams (JACKSONVILLE STATE, 5/7/22)	12
3.	Kendal Ewell (BELLARMINE, 3/27/22)	9
	Kendal Ewell (NORTH ALABAMA, 4/24/22)	9
5.	Will King (CENTRAL ARKANSAS, 4/16/22)	8
	Ron Franklin Jr. (NORTH ALABAMA, 4/24/22)	8
	Charlie Ludwick (at Bellarmine, 4/29/22)	8
	Charlie Ludwick (at Bellarmine, 4/30/22)	8
9.	Kendal Ewell (at Jacksonville State, 4/2/22)	7
	Conner Davis (at Jacksonville State, 4/3/22)	7
	Roderick Criss (CENTRAL ARKANSAS, 4/16/22)	7
	Max Williams (at Bellarmine, 4/30/22)	7

Most Walks Drawn (ASUN)

1.	Charlie Ludwick (NORTH ALABAMA, 4/23/22)	5
2.	Kendal Ewell (at Bellarmine, 4/29/22)	4
	Will King (at North Alabama, 3/20/22)	4
	Charlie Ludwick (at Jacksonville State, 4/2/22)	4
	Charlie Ludwick (NORTH ALABAMA, 4/24/22)	4
	Max Williams (BELLARMINE, 3/27/22)	4
7.		
8.		
9.		
10.		

Most Stolen Bases (ASUN)

1.	Kendal Ewell (at North Alabama, 3/18/22)	2
	Ron Franklin Jr. (BELLARMINE, 3/27/22)	2
	Matthew Corlew (LIPSCOMB, 5/13/22)	2

- 4.
- 5.
- 6.
- 7.
- 8.
- 9.
- 10.

Most Times Hit By A Pitch (ASUN)

1.	Roderick Criss (at Jacksonville State, 4/3/22)	2
	Max Williams (NORTH ALABAMA, 4/24/22)	2
	Kendal Ewell (JACKSONVILLE STATE, 5/7/22)	2
4.		
5.		
6.		
7.		
8.		
9.		
10.		

Most Innings Pitched (ASUN)

1.	Rese Brown (at Central Arkansas, 5/20/22)	9.0
2.	Michael Schuler (BELLARMINE, 3/25/22)	8.2
3.	Rese Brown (at Jacksonville State, 4/2/22)	8.0
	Michael Schuler (LIPSCOMB, 5/14/22)	8.0
5.	Rese Brown (BELLARMINE, 3/26/22)	7.0
	Michael Schuler (at Jacksonville State, 4/1/22)	7.0
7.		
8.		
9.		
10.		

Most Strikeouts - Pitching (ASUN)

1.	Rese Brown (BELLARMINE, 3/26/22)	10
2.	Michael Schuler (BELLARMINE, 3/25/22)	8
	Niko Leontarakis (at Jacksonville St., 4/3/22)	8
	Rese Brown (JACKSONVILLE STATE, 5/7/22)	8
5.	Brock Blanton (CENTRAL ARKANSAS, 4/14/22)	7
6.	Michael Schuler (at North Alabama, 3/18/22)	6
	Michael Schuler (at Jacksonville State, 4/1/22)	6
	Rese Brown (at Jacksonville State, 4/2/22)	6
	Rese Brown (at Central Arkansas, 5/20/22)	6
10.		

2022

<i>Pool Play (#6 seed)</i>	<i>(Fort Myers, Fla.)</i>	
vs. #7 North Florida	W	5-3
vs. #8 Jacksonville State	W	7-4
vs. #5 Jacksonville	W	5-2
<i>Semifinals</i>	<i>(Fort Myers, Fla.)</i>	
vs. #1 Liberty	L	9-18

All Caps Indicates Home Game

**RECORD VERSUS ALL OPPONENTS
IN ASUN TOURNAMENT**

Jacksonville	1-0
Jacksonville State	1-0
Liberty	0-1
North Florida	1-0
TOTALS	3-1



Single Game

Most Runs Scored

- 1. vs. Liberty (5/27/22) 9
- 2. vs. Jacksonville State (5/25/22) 7
- 3. vs. North Florida (5/24/22) 5
- vs. Jacksonville (5/26/22) 5
- 5.

Most At Bats

- 1. vs. Liberty (5/27/22) 42
- 2. vs. North Florida (5/24/22) 36
- vs. Jacksonville State (5/25/22) 36
- 4. vs. Jacksonville (5/26/22) 35
- 5.

Most Hits

- 1. vs. Liberty (5/27/22) 15
- 2. vs. North Florida (5/24/22) 13
- vs. Jacksonville State (5/25/22) 13
- 4. vs. Jacksonville (5/26/22) 9
- 5.

Most RBIs

- 1. vs. Liberty (5/27/22) 9
- 2. vs. Jacksonville State (5/25/22) 7
- 3. vs. North Florida (5/24/22) 5
- vs. Jacksonville (5/26/22) 5
- 5.

Most Doubles

- 1. vs. Liberty (5/27/22) 4
- 2. vs. North Florida (5/24/22) 3
- 3. vs. Jacksonville (5/26/22) 2
- 4.
- 5.

Most Triples

- 1.
- 2.
- 3.
- 4.
- 5.

Most Home Runs

- 1. vs. Jacksonville State (5/25/22) 1
- vs. Liberty (5/27/22) 1
- 3.
- 4.
- 5.

Most Total Bases

- 1. vs. Liberty (5/27/22) 22
- 2. vs. North Florida (5/24/22) 16
- vs. Jacksonville State (5/25/22) 16
- 4. vs. Jacksonville (5/26/22) 11
- 5.

Most Walks Drawn

- 1. vs. Jacksonville State (5/25/22) 5
- vs. Jacksonville (5/26/22) 5
- vs. Liberty (5/27/22) 5
- 4. vs. North Florida (5/24/22) 4
- 5.

Most Stolen Bases

- 1. vs. North Florida (5/24/22) 3
- 2.
- 3.
- 4.
- 5.

Most Times Hit By A Pitch

- 1. vs. Jacksonville State (5/25/22) 1
- vs. Jacksonville (5/26/22) 1
- 3.
- 4.
- 5.

Most Double Plays Turned

- 1. vs. North Florida (5/24/22) 2
- vs. Jacksonville (5/26/22) 2
- 3.
- 4.
- 5.

Most Strikeouts - Pitching

- 1. vs. Liberty (5/27/22) 10
- 2. vs. Jacksonville State (5/25/22) 9
- 3. vs. North Florida (5/24/22) 5
- 4. vs. Jacksonville (5/26/22) 2
- 5.

Entire Tournament

Most Runs Scored

- 1. 2022 (4 games) 26
- 2.
- 3.
- 4.
- 5.

Most At Bats

- 1. 2022 (4 games) 149
- 2.
- 3.
- 4.
- 5.

Most Hits

- 1. 2022 (4 games) 50
- 2.
- 3.
- 4.
- 5.

Most RBIs

- 1. 2022 (4 games) 26
- 2.
- 3.
- 4.
- 5.

Most Doubles

- 1. 2022 (4 games) 9
- 2.
- 3.
- 4.
- 5.

Most Triples

- 1.
- 2.
- 3.
- 4.
- 5.

Most Home Runs

- 1. 2022 (4 games) 2
- 2.
- 3.
- 4.
- 5.

Most Total Bases

- 1. 2022 (4 games) 65
- 2.
- 3.
- 4.
- 5.

Most Walks Drawn

- 1. 2022 (4 games) 19
- 2.
- 3.
- 4.
- 5.

Most Stolen Bases

- 1. 2022 (4 games) 4
- 2.
- 3.
- 4.
- 5.

Most Times Hit By A Pitch

- 1. 2022 (4 games) 2
- 2.
- 3.
- 4.
- 5.

Most Double Plays Turned

- 1. 2022 (4 games) 5
- 2.
- 3.
- 4.
- 5.

Lowest ERA

- 1. 2022 (4 games) 5.66
- 2.
- 3.
- 4.
- 5.

Most Saves

- 1. 2022 (4 games) 2
- 2.
- 3.
- 4.
- 5.

Most Strikeouts

- 1. 2022 (4 games) 26
- 2.
- 3.
- 4.
- 5.



Most At Bats

1. Kendal Ewell (vs. Liberty, 5/27/22)	6
2. Charlie Ludwick (vs. North Florida, 5/24/22)	5
Max Williams (vs. North Florida, 5/24/22)	5
Will King (vs. Jacksonville State, 5/25/22)	5
Charlie Ludwick (vs. Jacksonville State, 5/25/22)	5
Logan Thomason (vs. Jacksonville St., 5/25/22)	5
Conner Davis (vs. Jacksonville, 5/26/22)	5
Max Williams (vs. Jacksonville, 5/26/22)	5
Ron Franklin Jr. (vs. Liberty, 5/27/22)	5
Max Williams (vs. Liberty, 5/27/22)	5

Most Runs Scored

1. Max Williams (vs. North Florida, 5/24/22)	3
Will King (vs. Liberty, 5/27/22)	3
3. Conner Davis (vs. Jacksonville State, 5/25/22)	2
Charlie Ludwick (vs. Liberty, 5/27/22)	2
5.	
6.	
7.	
8.	
9.	
10.	

Most Hits

1. Will King (vs. Liberty, 5/27/22)	4
2. Max Williams (vs. North Florida, 5/24/22)	3
Will King (vs. Jacksonville State, 5/25/22)	3
Charlie Ludwick (vs. Jacksonville State, 5/25/22)	3
Jalen Jones (vs. Liberty, 5/27/22)	3
6.	
7.	
8.	
9.	
10.	

Most RBIs

1. Jalen Jones (vs. Liberty, 5/27/22)	3
2. Will King (vs. North Florida, 5/24/22)	2
Conner Davis (vs. Jacksonville State, 5/25/22)	2
Ron Franklin Jr. (vs. Jacksonville State, 5/25/22)	2
Jalen Jones (vs. Jacksonville State, 5/25/22)	2
Conner Davis (vs. Jacksonville, 5/26/22)	2
Michael Goehrig (vs. Jacksonville, 5/26/22)	2
Ron Franklin Jr. (vs. Liberty, 5/27/22)	2
9.	
10.	

Most Doubles

1. Logan Thomason (vs. North Florida, 5/24/22)	2
Jalen Jones (vs. Liberty, 5/27/22)	2
3.	
4.	
5.	
6.	
7.	
8.	
9.	
10.	

Most Triples

1.	
2.	
3.	
4.	
5.	
6.	
7.	
8.	
9.	
10.	

Most Home Runs

1. Jalen Jones (vs. Jacksonville State, 5/25/22)	1
Will King (vs. Liberty, 5/27/22)	1
3.	
4.	
5.	
6.	
7.	
8.	
9.	
10.	

Most Total Bases

1. Will King (vs. Liberty, 5/27/22)	8
2. Jalen Jones (vs. Jacksonville State, 5/25/22)	5
Jalen Jones (vs. Liberty, 5/27/22)	5
4. Logan Thomason (vs. North Florida, 5/24/22)	4
5. Max Williams (vs. North Florida, 5/24/22)	3
Michael Goehrig (vs. Jacksonville, 5/26/22)	3
Max Williams (vs. Jacksonville, 5/26/22)	3
Ron Franklin Jr. (vs. Liberty, 5/27/22)	3
9.	
10.	

Most Walks Drawn

1. Ron Franklin Jr. (vs. Jacksonville State, 5/25/22)	2
Nico Montes (vs. Jacksonville, 5/26/22)	2
Ron Franklin Jr. (vs. Jacksonville State, 5/25/22)	2
4.	
5.	
6.	
7.	
8.	
9.	
10.	

Most Stolen Bases

1. Kendal Ewell (vs. North Florida, 5/24/22)	1
Logan Thomason (vs. North Florida, 5/24/22)	1
Jalen Jones (vs. North Florida, 5/24/22)	1
Kendal Ewell (vs. Jacksonville State, 5/25/22)	1
5.	
6.	
7.	
8.	
9.	
10.	

Most Times Hit By A Pitch

1. Conner Davis (vs. Jacksonville State, 5/25/22)	1
Nico Montes (vs. Jacksonville, 5/26/22)	1
3.	
4.	
5.	
6.	
7.	
8.	
9.	
10.	

Most Innings Pitched

1. Cameron Kalandros (vs. Jacksonville, 5/26/22)	5.0
2. Isaac Milburn (vs. North Florida, 5/24/22)	4.0
3. Rian Yates (vs. Jacksonville State, 5/25/22)	4.0
4. Rese Brown (vs. Liberty, 5/27/22)	3.1
5.	
6.	
7.	
8.	
9.	
10.	

Most Strikeouts - Pitching

1. Rese Brown (vs. Liberty, 5/27/22)	5
2. Niko Leontarakis (vs. Jacksonville State, 5/25/22) ..	3
3. Will Brian (vs. North Florida, 5/24/22)	2
Anthony Vargas (vs. North Florida, 5/24/22)	2
Will Brian (vs. Jacksonville State, 5/25/22)	2
Rian Yates (vs. Jacksonville State, 5/25/22)	2
Michael Schuler (vs. Liberty, 5/27/22)	2
Bryce Travis (vs. Liberty, 5/27/22)	2
9.	
10.	

All-Time Results

Note: The all-time results are still being researched and should be considered a work in progress.

1925 (George Hembree)
Record: 6-4

Kentucky Wesleyan	3-2	W
Sue Bennette Mem'l	4-14	L
State Freshmen	11-9	W
Sue Bennett Mem'l	4-13	L
Cumberlands	14-7	W
Morehead Normal	13-3	W
Lincoln Memorial	3-4	L
Lincoln Memorial	8-9	L
Morehead Normal	5-0	W
State Freshmen	1-6	L

1926 (George Hembree)
Record: 4-8

Georgetown College	1-2	L
Centre	2-0	W
Morehead Normal	4-5	L
Transylvania	4-7	L
Kentucky Wesleyan	2-5	L
Lincoln Memorial	2-7	L
Centre	3-5	L
Kentucky Wesleyan	1-2	L
Lincoln Memorial	4-3	W
Georgetown College	2-3	L
Western Teachers	4-3	W
Transylvania	3-1	W

1927 (George Hembree)
Record: 8-6

Kentucky Wesleyan	1-11	L
Union	14-7	W
Lincoln Memorial	8-7	W
Georgetown	8-9	L
Kentucky Wesleyan	0-7	L
Union	3-4	L
Transylvania	2-0	L
Transylvania	6-1	W
Morehead State	4-2	W
Louisville	5-8	L
Western Teachers	5-15	L
Western Teachers	6-2	W
Centre	5-1	W
Georgetown College	5-1	W

1930 (George Hembree)
Record: 6-5

Centre	3-0	W
Centre	4-3	W
Transylvania	8-7	W
Transylvania	4-1	W
Transylvania	3-5	L
Kentucky Wesleyan	2-0	W
Kentucky Wesleyan	0-3	L
Louisville	3-0	W
Louisville	1-2	L
Western Kentucky	3-14	L
Western Kentucky	8-9	L

1936 (George Hembree)
Record: 6-2-2

Indiana	7-5	W
Indiana	6-10	L
Louisville	9-8	W
Lincoln Memorial	8-3	W
Lincoln Memorial	12-3	W
Morehead State	3-2	W
Morehead State	4-4	T
Western Kentucky	5-0	W
Louisville	3-5	L
Western Kentucky	4-4	T

1949 (Charles "Turkey" Hughes)
Record: 13-5

Eastern Illinois	4-3	W
Fort Knox	9-6	W
Marshall	19-18	W
Centre	16-6	W
Fort Knox	10-3	W
Cincinnati	9-5	W
Evansville	9-8	W
Centre	4-2	W
Xavier	2-10	L
Morehead State	6-8	L
Louisville	5-2	W
Western Kentucky	10-4	W
Murray State	6-3	W
Evansville	4-8	L
Morehead State	15-8	W
Western Kentucky	7-5	W
Louisville	6-9	L
Xavier	5-6	L

1951 (Charles "Turkey" Hughes)
Record: 10-10

Berea	2-6	L
Northern Illinois	7-3	W
Northern Illinois	3-12	L
Centre	15-3	W
Evansville	7-8	L
Murray State	3-7	L
Evansville	4-2	W
Morehead State	12-7	W
Western Kentucky	2-3	L
Morehead State	23-13	W
Xavier	15-20	L
Centre	9-10	L
Xavier	0-2	L
Tennessee Tech	6-11	L
Tennessee Tech	12-4	W
Marshall	5-4	W
Louisville	11-8	W
Fort Knox	9-6	W
Louisville	7-8	L
Marshall	4-2	W

1953 (Charles "Turkey" Hughes)
Record: 9-8

Albion	10-16	L
Transylvania	10-3	W
Berea	9-5	W
Wayne	3-2	W
Kentucky	11-10	W
Transylvania	17-0	W
Berea	10-12	L
Xavier	3-23	L
Tennessee Tech	7-9	L
Morehead State	2-1	W
Louisville	6-10	L
Xavier	4-5	L
Tennessee Tech	10-5	W
Centre	5-6	L
Louisville	4-5	L
Kentucky	5-4	W
Centre	10-12	L

1955 (Charles "Turkey" Hughes)
Record: 6-6

Berea	8-3	W
Kentucky	4-5	L
Transylvania	12-0	W
Xavier	4-7	L
Tennessee Tech	5-11	L
Transylvania	7-11	L
Morehead State	4-12	L
Morehead State	4-2	W
Xavier	7-3	W
Cincinnati	2-7	L
Tennessee Tech	6-5	W
Berea	7-6	W
Louisville	4-5	L

1958 (Charles "Turkey" Hughes)
Record: 12-7

Hillsdale	4-6, 1-7	L, L
Lincoln Memorial	1-5	L

Maryville, Tenn.	2-3, 4-6	L, L
Kentucky	12-0	W
Tennessee Tech	14-8	W
Transylvania	20-6	W
Middle Tennessee	11-9	W
Morehead State	4-11	L
East Tennessee	17-4	W
Transylvania	7-5	W
Kentucky	10-5	W
Tennessee Tech	6-5	W
Louisville	4-3	W
Morehead State	9-8	W
Western Kentucky	3-4	L
Murray State	0-10	L
Louisville	13-7	W

1960 (Charles "Turkey" Hughes)
Record: 11-6-2

OVC Regular Season Champs

Kentucky	5-7	L
Hillsdale	6-3	W
Hillsdale	11-9	W
Western Kentucky	2-2	T
Murray State	7-9	L
Carson-Newman	2-4	L
East Tennessee	6-6	T
East Tennessee	6-2	W
Lincoln Memorial	7-3	W
Georgetown College	1-0	W
Union	10-8	W
East Tennessee	8-5	W
Kentucky	2-7	L
Middle Tennessee	5-4	W
Morehead State	2-5	L
Tennessee Tech	8-1	W
Tennessee Tech	3-2	W
Morehead State	7-0	W
Louisville	0-4	L
Berea (Rain)		



The 1920 Eastern State Normal School's baseball team featured future MLB Hall of Fame and Murderer's Row member Earle Combs (middle row, third from left)

1962 (Charles "Turkey" Hughes)
Record: 11-9
OVC Reg. Season and Tournament Champs

Kentucky	3-6	L
Cumberlands	9-5	W
Cincinnati	2-13	L
Kentucky	4-9	L
Wittenburg	8-11	L
Morehead State	13-8, 1-8	W, L
Toledo	2-14	L
East Tennessee	6-0, 2-3	W, L
Centre	8-2	W
Cumberlands	12-2	W
East Tennessee	5-4	W
Western Kentucky	7-3	W
Centre	6-5	W
Morehead State	7-9, 3-5	L, L
East Tennessee	14-4	W
Division Playoff		
Middle Tennessee	3-1, 8-4	W, W

1963 (Charles "Turkey" Hughes)
Record: 11-12

Kentucky	1-6	L
Xavier	4-2	W
Toledo	18-2	W
Cincinnati	10-11	L
Carson-Newman	1-2	L
East Tennessee	2-0, 8-5	W, W
Davidson	6-7	L
Erskine	0-4	L
Presbyterian	1-3	L
Wofford	8-1	W
Morehead State	8-14, 0-14	L, L
Centre	12-0	W
Tennessee Tech	5-4, 4-5	W, L
East Tennessee	2-4, 6-2	L, W
Centre	20-5	W
Morehead State	2-0, 7-9	W, L
Tennessee Tech	4-3, 5-6	W, L

1964 (Charles "Turkey" Hughes)
Record: 6-14
OVC Regular Season Champs

Cincinnati	1-8	L
Bowling Green	2-8	L
Erskine	8-11, 2-0	L, W
Carson-Newman	3-4	L
East Tennessee	7-8, 11-5	L, W
Kentucky	1-8	L
Morehead State	7-9, 8-9	L, L
Centre	1-2	L
Xavier	7-6	L
Kentucky	1-6	L
Tennessee Tech	4-9	L
Morehead State	2-3, 3-6	L, L
East Tennessee	1-5, 5-2	L, W
Tennessee Tech	2-1, 11-7	W, W

1965 (Charles "Turkey" Hughes)
Record: 15-15
OVC Regular Season Champs

Xavier	5-6	L
Kentucky	4-11	L
Berea	2-0, 2-1	W, W
Lincoln Memorial	10-0	W
Georgia Southern	3-6, 0-17	L, L
Georgia Southern	1-7	L
Carson-Newman	3-6	L
East Tennessee	1-2, 9-1	L, W
Kentucky	12-13	L
Cincinnati	12-11, 4-10	W, L
Morehead State	2-1, 9-3	W, W
Xavier	10-7	W
Tennessee Tech	0-7, 4-2	L, W
Cumberland	11-5, 3-4	W, L
East Tennessee	8-7, 6-5	W, W
Centre	1-2	L
Morehead State	4-5, 4-0	L, W
Tennessee Tech	3-4, 9-1	L, W
OVC Playoffs		

Murray State	5-3, 2-3	W, L
Murray State	3-7	L

1966 (Charles "Turkey" Hughes)
Record: 17-10
OVC Reg. Season and Tournament Champs

Kentucky	13-6	W
Berea College	21-4	W
Denison	17-3	W
Kentucky	6-5	W
Transylvania	11-2	W
Carson-Newman	9-10	L
Georgia Southern	6-15	L
Georgia	0-3	L
Carson-Newman	0-5	L
Erskine College	0-5	L
East Tennessee	7-0	W
East Tennessee	12-1	W
Tennessee Tech	2-1	W
Tennessee Tech	11-8	W
Morehead State	2-8	L
Morehead State	2-3	L
Xavier	2-5	L
Centre College	8-7	W
Morehead State	2-1	W
Morehead State	4-2	W
Tennessee Tech	5-1	W
Tennessee Tech	5-0	W
East Tennessee	5-4	W
East Tennessee	1-3	L
OVC Tournament		
Murray State	10-8	W
Murray State	1-7	L
Murray State	3-2	W

1967 (Charles "Turkey" Hughes)
Record: 19-10
OVC Reg. Season and Tournament Champs

Hillsdale College	14-4	W
Transylvania	19-1	W
Cumberlands	5-6	L
Cumberlands	6-4	W
Lincoln Memorial	9-0	W
Georgia Southern	7-3	W
Georgia Southern	3-6	L
Georgia Southern	11-6	W
Carson-Newman	5-3	L
Milligan College	10-5	W
East Tennessee	5-1	W
East Tennessee	5-6	L
Morehead State	3-0	W
Morehead State	1-2	L
Kentucky	0-5	L
Xavier	2-6	L
Xavier	5-7	L
Transylvania	6-5	W
Morehead State	6-0	W
Morehead State	3-4	L
Tennessee Tech	9-7	W
Cincinnati	3-0	W
Cincinnati	8-9	L
East Tennessee	7-5	W
East Tennessee	2-17	L

Tennessee Tech	4-1	W
Tennessee Tech	3-1	W
OVC Tournament		
Murray State	5-3	W
Murray State	6-0	W

1968 (Charles "Turkey" Hughes)
Record: 11-8

Wittenburg	3-7	L
Transylvania	12-3	W
Kentucky	14-4	W
Malone College	16-4	W
Centre	11-2	W
North Carolina	3-4	L
Georgia Southern	4-2	W
Georgia Southern	2-8	L
Erskine College	4-3	W
Maryville College	15-3	W
Tennessee Tech	6-5	W
Morehead State	0-1	L
Lincoln Memorial	7-19	L
Morehead State	3-12	L
Morehead State	8-6	W
Xavier	4-6	L
East Tennessee	3-1	W
East Tennessee	12-10	W
Morehead State	2-3	L

1969 (Charles "Turkey" Hughes)
Record: 13-9


Transylvania	6-4	W
Berea	4-2	W
East Tennessee	1-4	L
East Tennessee	1-4	L
Georgia Southern	6-5	W
Georgia Southern	6-4	W
Georgia Southern	1-2	L
Erskine College	4-3	W
Georgetown College	2-0	W
Tennessee Tech	4-2	W
Tennessee Tech	6-3	W
East Tennessee	7-4	W
East Tennessee	5-4	W
Morehead State	0-3	L
Morehead State	1-4	L
Berea	23-4	W
Tennessee Tech	2-4	L
Tennessee Tech	0-4	L
Centre	17-10	W
Morehead State	4-2	W
Morehead State	2-6	L
Transylvania	2-3	L

1970 (Charles "Turkey" Hughes)
Record: 17-11

Wittenburg	2-6	L
Flint Comm. College	3-2	W
Flint Comm. College	13-0	W
Flint Comm. College	6-2	W
Lincoln Memorial	9-7	W
Georgia Southern	1-6	L
Georgia Southern	3-4	L
Georgia Southern	2-9	L



The 1967 EKU baseball team defeated Murray State twice to win the OVC Tournament



The 1975 EKU baseball team understood good facial hair and was the only squad to win an OVC Championship under head coach Jack Hissom

Georgia Southern	1-4	L
Erskine College	7-4	W
Carson-Newman	13-12	W
East Tennessee	11-2	W
East Tennessee	6-3	W
Louisville	7-6	W
Georgetown College	6-0	W
Louisville	12-0	W
East Tennessee	2-0	W
East Tennessee	9-0	W
Xavier	7-9	L
Morehead State	15-19	L
Morehead State	5-3	W
Morehead State	7-6	W
Morehead State	8-10	L
Tennessee Tech	8-7	W
Tennessee Tech	3-6	L
Transylvania	18-2	W
Tennessee Tech	2-6	L
Tennessee Tech	0-3	L

1971 (Charles "Turkey" Hughes)

Record:	13-11	
Ohio Northern	11-0	W
Ohio Northern	4-3	W
Louisville	11-7	W
Tennessee Tech	0-7	L
Tennessee Tech	4-2	W
Morehead State	4-12	L
Morehead State	4-10	L
Western Kentucky	3-6	L
Western Kentucky	6-3	W
Morehead State	7-8	L
Morehead State	3-8	L
Morehead State	7-3	W
Morehead State	3-4	L
Genesee College	5-7	L
Genesee College	10-8	W
Tennessee Tech	5-6	L
Tennessee Tech	5-12	L
East Tennessee	6-7	W

East Tennessee	1-0	W
East Tennessee	4-1	W
Georgetown College	12-4	W
Louisville	11-7	W
Western Kentucky	4-3	W
East Tennessee	12-4	W

1972 (Jack Hissom)

Record:	20-12	
Jacksonville	4-5	L
Jacksonville	3-11	L
Valdosta	2-3	L
Oglethorpe	4-2	W
Oglethorpe	6-12	L
Tennessee	0-9	L
Wittenburg	4-0	W
Louisville	7-3	W
Berea	11-7	W
Berea	9-0	W
Genesee College	13-7	W
Genesee College	2-1	W
Eastern Michigan	2-3	L
Eastern Michigan	5-4	W
Genesee College	16-11	W
Genesee College	5-4	W
Cumberlands	0-2	L
Cumberlands	5-0	W
Morehead State	6-4	W
Morehead State	4-14	L
Cincinnati	6-3	W
Morehead State	3-2	W
Morehead State	2-3	L
Kentucky Wesleyan	1-0	W
Kentucky Wesleyan	7-3	W
Western Kentucky	5-4	W
Western Kentucky	1-0	W
East Tennessee	6-10	L
East Tennessee	1-5	L
East Tennessee	5-6	L
Northern Kentucky	6-5	W
Northern Kentucky	5-1	W

1973 (Jack Hissom)

Record:	24-26	
Cumberlands	8-2	W
Cumberlands	5-1	W
Kentucky State	4-1	W
Kentucky State	0-1	L
Western Kentucky	5-4	W
Western Kentucky	0-7	L
Western Kentucky	2-3	L
Western Kentucky	1-0	W
Kentucky State	17-5	W
Tennessee Tech	0-3	L
Tennessee Tech	3-4	L
Cumberlands	6-3	W
Cumberlands	3-4	L
East Tennessee	0-1	L
East Tennessee	1-2	L
Morehead State	2-7	L
Morehead State	3-0	W
Berea	5-1	W
Louisville	2-3	L
Cumberlands	5-8	L
Cumberlands	3-1	W
Ohio State	1-2	L
Ohio State	5-2	W
Ohio State	2-5	L
Ohio State	0-9	L
Berea	6-7	L
Berea	2-0	W
Campbellsville	11-0	W
Campbellsville	13-3	W
East Tennessee	4-2	W
Kentucky State	10-2	W
Kentucky State	3-0	W
Morehead State	5-4	W
Morehead State	1-11	L
Kentucky State	3-4	L
Ball State	1-5	L
Ball State	2-1	W
Tennessee Tech	2-4	L
Tennessee Tech	3-9	L
Kentucky State	7-2	W
Georgetown College	16-2	W
Georgetown College	8-2	W
Georgetown College	8-0	W
Kentucky State	2-4	L
Cumberlands	8-13	L
Cumberlands	3-0	W
Northern Kentucky	10-0	W
Northern Kentucky	0-2	L
Eastern Michigan	7-11	L
Eastern Michigan	3-12	L

1974 (Jack Hissom)

Record:	11-11-2	
Kentucky State	1-3	L
Kentucky State	7-4	W
Cumberlands	5-7	L
Western Kentucky	1-8	L
Western Kentucky	1-1	T
Kentucky State	0-8	L
Northern Kentucky	7-0	W
Northern Kentucky	8-5	W

1975 (Jack Hissom)

Record:	12-14	
OVC Regular Season Champs		
Cumberlands	4-6	L
Cumberlands	9-4	W
Western Kentucky	5-4	W
Western Kentucky	11-10	W
Adrian	4-3	W
Berea	9-5	W
Berea	8-3	W
East Tennessee	6-3	W
East Tennessee	2-3	L
Kentucky	1-6	L
Kentucky State	8-10	L
Morehead State	1-11	L
Morehead State	6-12	L
Ohio State	5-4	W
Ohio State	1-12	L
Northern Kentucky	9-12	L
Northern Kentucky	10-5	W
Tennessee Tech	3-5	L
Tennessee Tech	10-9	W
Marshall	4-7	L
Marshall	3-12	L
Morehead State	8-7	W
Cincinnati	2-3	L
Murray State	6-5	W
Murray State	2-21	L
Murray State	8-11	L

1976 (Jack Hissom)

Record:	12-12-1	
Campbellsville	10-3	W
Campbellsville	11-3	W
Campbellsville	12-2	W
Campbellsville	11-1	W
Cumberlands	9-3	W
Cumberlands	7-3	W
Centre	16-11	W
Centre	11-0	W
Tennessee Tech	14-16	L
Tennessee Tech	1-1	T
Kentucky	0-7	L
East Tennessee	9-15	L
East Tennessee	9-4	W
Morehead State	4-5	L


Marshall	2-4	L
Marshall	6-4	W
Dayton	5-4	W
Dayton	12-12	T
Western Kentucky	1-8	L
Western Kentucky	2-5	L
Berea	4-1	W
Berea	15-1	W
Tennessee Tech	6-2	W
Tennessee Tech	5-4	W
Marshall	2-4	L
Marshall	2-3	L
East Tennessee	8-2	W
East Tennessee	12-8	W
Morehead State	4-8	L
Morehead State	0-1	L

1975 (Jack Hissom)

Record:	12-14	
OVC Regular Season Champs		
Cumberlands	4-6	L
Cumberlands	9-4	W
Western Kentucky	5-4	W
Western Kentucky	11-10	W
Adrian	4-3	W
Berea	9-5	W
Berea	8-3	W
East Tennessee	6-3	W
East Tennessee	2-3	L
Kentucky	1-6	L
Kentucky State	8-10	L
Morehead State	1-11	L
Morehead State	6-12	L
Ohio State	5-4	W
Ohio State	1-12	L
Northern Kentucky	9-12	L
Northern Kentucky	10-5	W
Tennessee Tech	3-5	L
Tennessee Tech	10-9	W
Marshall	4-7	L
Marshall	3-12	L
Morehead State	8-7	W
Cincinnati	2-3	L
Murray State	6-5	W
Murray State	2-21	L
Murray State	8-11	L

1976 (Jack Hissom)

Record:	12-12-1	
Campbellsville	10-3	W
Campbellsville	11-3	W
Campbellsville	12-2	W
Campbellsville	11-1	W
Cumberlands	9-3	W
Cumberlands	7-3	W
Centre	16-11	W
Centre	11-0	W
Tennessee Tech	14-16	L
Tennessee Tech	1-1	T
Kentucky	0-7	L
East Tennessee	9-15	L
East Tennessee	9-4	W
Morehead State	4-5	L



The 1984 Colonels won 27 of 33 down the stretch to provide ECU Athletics Hall of Fame head coach Jim Ward with his first OVC Tournament Championship

Morehead State	8-9	L
Tennessee Tech	10-14	L
Tennessee Tech	11-21	L
Morehead State	2-14	L
Morehead State	7-2	W
East Tennessee	3-0	W
East Tennessee	2-8	L
Kentucky State	8-12	L
Kentucky State	2-9	L
Northern Kentucky	4-2	W
Northern Kentucky	4-13	L
1977 (Jack Hissom)		
Record: 10-19		
Cumberlands	7-9	L
Cumberlands	4-11	L
Centre	5-2	W
Centre	1-2	L
Campbellsville	8-5	W
Campbellsville	10-4	W
Tennessee Tech	2-3	L
Tennessee Tech	5-9	L
Cumberlands	5-6	L
Cumberlands	11-4	W
Berea	5-2	W
Berea	14-2	W
East Tennessee	6-3	W
East Tennessee	5-6	L
Morehead State	4-10	L
Morehead State	4-22	L
Tennessee Tech	3-6	L
Tennessee Tech	4-2	W
Morehead State	6-28	L
Morehead State	4-10	L
East Tennessee	3-7	L
East Tennessee	7-5	W
Kentucky State	3-6	L
Kentucky State	5-4	W
Kentucky	7-23	L
Western Kentucky	3-4	L
Western Kentucky	3-9	L

Northern Kentucky	3-15	L
Northern Kentucky	12-14	L
1978 (Jack Hissom)		
Record: 11-15-1		
Campbellsville	6-3	W
Campbellsville	5-6	L
Cumberlands	8-5	L
Cumberlands	4-3	W
Northern Kentucky	5-16	L
Northern Kentucky	10-10	T
Berea	24-9	W
Berea	10-6	W
East Tennessee	3-15	L
East Tennessee	7-22	L
Berea	3-4	L
Berea	11-1	W
Morehead State	9-10	L
Morehead State	4-2	W
Tennessee Tech	6-7	L
Tennessee Tech	1-12	L
Morehead State	3-18	L
Morehead State	3-10	L
East Tennessee	0-5	L
East Tennessee	7-6	W
Centre	14-13	W
Centre	11-1	W
Kentucky	11-30	L
Louisville	5-4	W
Louisville	5-13	L
Cincinnati	4-5	L
Cincinnati	4-6	L
1979 (Jack Hissom)		
Record: 11-19 (6-11 OVC)		
3/19 BERA	W	8-5
3/19 BERA	W	3-2
3/20 at Northern Kentucky	L	0-1
3/20 at Northern Kentucky	L	3-4
3/21 CUMBERLANDS	W	4-2
3/21 CUMBERLANDS	L	4-6

3/29 at Centre	L	8-9	Delaware	21-6	W
3/29 at Centre	W	7-6	Delaware	3-9	L
4/7 at Western Kentucky*	L	0-3	Xavier	15-2	W
4/7 at Western Kentucky*	W	4-3	Xavier	3-2	W
4/8 at Middle Tennessee*	L	4-14	Cincinnati	17-1	W
4/10 at Cumberlands	L	4-6	Cincinnati	14-2	W
4/10 at Cumberlands	W	8-2	Eastern Michigan	13-11	W
4/11 at Tennessee Tech*	L	6-7	Eastern Michigan	4-9	L
4/11 at Tennessee Tech*	W	12-2	Eastern Michigan	12-5	W
4/14 MURRAY STATE*	L	1-21	Eastern Michigan	5-4	W
4/14 MURRAY STATE*	L	9-11	Bellarmine	7-8	L
4/15 AUSTIN PEAY*	L	6-11	Bellarmine	14-12	W
4/15 AUSTIN PEAY*	W	11-10	Marshall	4-3	W
4/21 TENNESSEE TECH*	W	13-4	Marshall	12-5	W
4/21 TENNESSEE TECH*	W	12-11	Louisville	5-4	W
4/22 WESTERN KENTUCKY*	L	6-16	Louisville	6-3	W
4/22 WESTERN KENTUCKY*	L	1-12	Akron	10-1	W
Dayton	L	1-2	Akron	10-6	W
Dayton	L	5-8	Western Kentucky	1-3	L
4/28 at Morehead State*	W	11-7	Western Kentucky	6-18	L
4/28 at Morehead State*	L	4-14	Kentucky	7-9	L
4/29 MIDDLE TENNESSEE*	L	3-8	Georgetown College	6-5	W
4/29 MIDDLE TENNESSEE*	L	1-7	Georgetown College	3-1	W
4/30 KENTUCKY	L	6-11	Morehead State	3-10	L
1980 (Jim Ward)					
Record: 11-20					
Erskine	5-6	L	Middle Tennessee	6-9	L
Furman	3-6	L	Western Kentucky	11-8	W
Louisville	2-3	L	Austin Peay	6-4	W
Louisville	10-7	W	Middle Tennessee	5-12	L
Kentucky	3-4	L	1982 (Jim Ward)		
Cincinnati	2-13	L	Record: 3-12		
Cincinnati	2-3	L	OVC Regular Season Champs		
Kentucky	2-16	L	UT- Chattanooga	10-0	W
Morehead State	7-6	W	Valdosta	0-1	L
Morehead State	5-6	L	Valdosta	4-15	L
Western Kentucky	1-4	L	Army	7-5	W
Western Kentucky	0-20	L	Pittsburgh	11-2	W
Middle Tennessee	8-5	W	Rollins	6-2	W
Middle Tennessee	1-5	L	Army	11-7	W
Tennessee Tech	3-1	W	Bethune Cookman	6-5	W
Tennessee Tech	7-6	W	Pittsburgh	7-1	W
Kentucky	8-7	W	Rollins	3-4	L
Northern Kentucky	4-6	L	South Carolina	3-11	L
Northern Kentucky	12-7	W	Bellarmine	13-4	W
Tennessee Tech	7-6	W	Bellarmine	13-1	W
Tennessee Tech	7-10	L	Cincinnati	22-2	W
Western Kentucky	5-6	L	Cincinnati	18-2	W
Western Kentucky	8-12	L	Louisville	6-3	W
Centre	9-5	W	Louisville	3-1	W
Centre	16-3	W	Tennessee	3-5	L
Louisville	10-6	W	Kentucky	10-1	W
Louisville	4-11	L	Akron	15-1	W
Morehead State	5-6	L	Akron	3-2	W
Morehead State	3-4	L	Northern Kentucky	7-0	W
Middle Tennessee	0-4	L	Louisville	0-1	L
Kentucky	6-14	L	Louisville	6-9	L
1981 (Jim Ward)					
Record: 21-10					
North Carolina	3-6	L	Morehead State	4-3	W
James Madison	9-8	W	Morehead State	6-4	W
			Morehead State	8-3	W
			Morehead State	9-6	W
			Kentucky	6-14	L
			Akron	1-2	L

Akron	5-1	W	UNC-Wilmington	2-3	L	East Carolina	2-9	L	Morehead State	22-11	W
Baldwin-Wallace	10-2	W	NC-Wesleyan	1-3	L	East Carolina	7-9	L	Austin Peay	15-2	W
Marshall	11-8	W	NC-Wesleyan	6-12	L	UNC-Ashville	13-4	W	Murray State	11-7	W
Marshall	6-2	W	Campbell College	6-12	L	UNC-Ashville	11-5	W	Murray State	19-18	W
Kentucky	8-7	W	Cincinnati	10-11	L	Marshall	7-3	W	NCAA Regional		
Cincinnati	6-3	W	Cincinnati	4-1	W	Marshall	10-5	W	Arkansas	13-20	L
Cincinnati	5-3	W	Western Kentucky	8-5	W	Evansville	6-2	W	Central Michigan	10-7	W
Dayton	7-1	W	Western Kentucky	8-4	W	Evansville	4-5	L	Georgia Tech	13-14	L
Dayton	8-1	W	Xavier	2-3	L	Cincinnati	6-8	L			
Kentucky	4-21	L	Xavier	5-4	W	Cincinnati	4-10	L	1986 (Jim Ward)		
OVC Tournament			Kentucky	15-2	W	Louisville	12-5	W	Record: 33-23 (Missing 10 games)		
Middle Tennessee	1-2	L	Youngstown State	16-5	W	Louisville	16-11	W	OVC Reg. Season and Tournament Champs		
Western Kentucky	3-6	L	Youngstown State	11-9	W	Austin Peay	8-12	L	Western Carolina	6-4	W
			Youngstown State	4-1	W	Akron	8-5	W	Western Carolina	7-9	L
1983 (Jim Ward)			Morehead State	5-2	W	Akron	7-2	W	Western Carolina	3-5	L
Record: 21-12-1			Morehead State	0-8	L	Akron	6-5	W	Western Carolina	5-12	L
Maryland	6-11	L	Cumberlands	22-7	W	Morehead State	8-6	W	Evansville	5-2	W
Evansville	3-7	L	Akron	6-4	W	Youngstown State	14-3	W	Evansville	12-3	W
Evansville	13-13	T	Akron	6-12	L	Youngstown State	9-4	W	Bellarmine	7-0	W
West Virginia	5-4	W	Akron	6-5	W	Youngstown State	17-6	W	Bellarmine	18-8	W
Georgia State	17-10	W	Morehead State	7-9	L	Morehead State	5-7	L	Kentucky	4-5	L
Georgia State	7-1	W	Otterbein	8-2	W	Morehead State	2-6	L	Ball State	15-6	W
Cincinnati	4-0	W	Youngstown State	8-2	W	Morehead State	6-14	L	Ball State	4-3	W
Cincinnati	6-2	W	Youngstown State	8-2	W	Dayton	17-4	W	Austin Peay	1-7	L
Carson Newman	19-13	W	Youngstown State	4-1	W	Dayton	9-3	W	Austin Peay	9-2	W
Western Carolina	8-9	W	Morehead State	5-2	W	Akron	3-2	W	Morehead State	9-7	W
Louisville	3-2	W	Morehead State	13-2	W	Akron	2-1	W	Ball State	10-9	W
Louisville	11-3	W	Akron	8-3	W	Akron	15-3	W	Marshall	2-1	W
Middle Tennessee	17-7	W	Akron	3-10	L	Morehead State	11-4	W	Marshall	9-10	L
Bellarmine	12-1	W	Akron	6-2	W	Morehead State	9-16	L	Youngstown State	2-3	L
Youngstown State	12-2	W	Cincinnati	5-2	W	Georgetown College	11-9	W	Youngstown State	8-1	W
Youngstown State	7-9	L	Cincinnati	8-3	W	Georgetown College	10-9	W	Youngstown State	2-1	W
Akron	7-2	W	Western Kentucky	4-1	W	Youngstown State	3-8	L	Akron	6-10	L
Akron	4-0	W	Western Kentucky	7-4	W	Youngstown State	6-4	W	Akron	14-2	W
Louisville	2-8	L	OVC Tournament			Youngstown State	23-3	W	Akron	9-8	W
Louisville	5-3	W	Murray State	4-2	W	UNC-Ashville	6-3	W	Louisville	24-17	W
Morehead State	3-6	L	Morehead State	8-3	W	UNC-Ashville	6-3	W	Morehead State	4-5	L
Western Carolina	3-5	L	Murray State	5-6	L	Xavier	3-4	L	Morehead State	15-11	W
Morehead State	10-7	W	Murray State	9-4	W	Xavier	9-4	W	Youngstown State	6-3	W
Kentucky	6-20	L	NCAA Regional			OVC Tournament			Youngstown State	17-1	W
Tennessee	0-12	L	North Carolina	2-4	L	Murray State	10-11	L			
Cincinnati	3-6	L	Appalachian State	9-8	W						
Cincinnati	6-2	W	Mississippi State	8-13	L						
Youngstown State	2-4	L									
Youngstown State	7-0	W	1985 (Jim Ward)								
Akron	11-9	W	Record: 37-26								
Akron	12-3	W	OVC Tournament Champs								
OVC Tournament			Western Carolina	6-7	L						
Middle Tennessee	6-3	W	Western Carolina	6-10	L						
Morehead State	4-6	L	Western Carolina	9-3	W						
Murray State	10-14	L	Western Carolina	2-0	W						
			Bellarmine	2-3	L						
1984 (Jim Ward)			Bellarmine	0-1	L						
Record: 31-18			Kentucky	16-17	L						
OVC Reg. Season and Tournament Champs			Western Michigan	9-14	L						
East Tennessee	1-9	L	Wingate	7-5	W						
East Tennessee	4-3	W	Wingate	8-3	W						
Western Carolina	2-3	L	UNC-Wilmington	2-3	L						
Evansville	8-5	W	UNC-Wilmington	6-7	L						
Evansville	7-13	L	UNC-Wilmington	6-13	L						
Connecticut	0-4	L	North Carolina State	6-5	W						
Methodist	4-6	L	North Carolina State	7-12	L						
UNC-Wilmington	14-4	W	Fairfield	4-9	L						




The 1987 EKU baseball team won one of seven Colonel OVC Championships in the 1980s

Massachusetts	6-3	W	Brown	13-1	W	Ohio State	3-5	L	Md-Baltimore County	2-5	L
Mercer	1-0	W	George Washington	19-8	W	Ohio State	6-5	W	William Paterson	8-5	W
Mercer	17-6	W	Marshall	14-10	W	Ohio State	4-7	L	William Paterson	5-14	L
Bellarmino	6-13	L	Campbellsville	36-3	W	Ohio State	12-4	W	Massachusetts	6-3	W
Bellarmino	15-3	W	Detroit	8-5	W	Bellarmino	6-5	W	Middle Tennessee	11-6	W
Indiana	14-9	W	Detroit	4-2	W	Bellarmino	11-2	W	Middle Tennessee	8-7	W
Massachusetts	7-8	L	Detroit	6-10	L	Hanover	11-8	W	Middle Tennessee	4-9	L
Shorter College	10-13	L	Detroit	12-1	W	Bradley	7-8	L	Kentucky	8-8	T
Kentucky	8-6	W	Kentucky	9-19	L	Bradley	5-13	L	Austin Peay	5-0	W
Murray State	4-12	L	Kentucky	19-6	W	Saint Xavier	9-3	W	Austin Peay	8-4	W
Akron	6-1	W	Wright State	2-8	L	Liberty	5-6	L	Austin Peay	3-4	L
Akron	6-1	W	Morehead State	17-4	W	Liberty	6-5	W	Miami (Ohio)	7-3	W
Akron	4-5	L	Morehead State	5-4	W	Central Florida	7-9	L	Xavier	10-1	W
OVC Tournament			Morehead State	4-6	L	Central Florida	6-10	L	Xavier	8-1	W
Middle Tennessee	8-1	W	Morehead State	9-2	W	Louisville	16-5	W	Wright State	5-4	W
Morehead State	12-8	W	Morehead State	14-5	W	Louisville	6-11	L	Tennessee State	2-1	W
Middle Tennessee	11-13	L	Xavier	2-3	L	Western Kentucky	9-7	W	Tennessee State	8-3	W
Middle Tennessee	8-7	W	Xavier	9-4	W	Western Kentucky	2-9	L	Wright State	2-6	L
NCAA Regional			Youngstown State	15-6	W	Detroit	5-7	L	Marshall	2-4	L
Oklahoma	14-21	L	Youngstown State	10-3	W	Detroit	11-10	W	Marshall	8-3	W
Tulane	6-16	L	Youngstown State	11-7	W	Detroit	7-3	W	Kentucky State	5-2	W
			Youngstown State	7-5	W	Marshall	2-3	L	Tennessee Tech	8-0	W
			Youngstown State	10-1	W	Marshall	3-10	L	Tennessee Tech	7-2	W
1987 (Jim Ward)			Akron	8-1	W	Kentucky	3-2	W	Louisville	11-5	W
Record: 31-14-1			Akron	2-3	L	Kentucky	4-10	L	East Tennessee	11-6	W
OVC Regular Season Champs			Akron	5-3	W	Morehead State	5-3	W	Louisville	7-8	L
Evansville	2-3	L	Akron	5-14	L	Morehead State	6-2	W	Murray State	5-4	W
Evansville	7-8	L	Wilmington	7-6	W	Morehead State	11-7	W	Murray State	4-3	W
Hanover	4-5	L	Louisville	10-11	L	Morehead State	8-4	W	Murray State	10-5	W
Bellarmino	8-3	W	Murray State	4-3	W	Morehead State	10-2	W	Cincinnati	1-5	L
Bellarmino	3-3	T	Tennessee	1-5	L	Xavier	10-3	W	Kentucky State	15-1	W
Western Carolina	4-17	L				Xavier	9-4	W	Morehead State	12-1	W
Western Carolina	2-11	L	1988 (Jim Ward)			Miami (Ohio)	6-5	W	Morehead State	12-6	W
Saint Xavier	11-3	W	Record: 32-23			Youngstown State	3-1	W	Morehead State	13-12	W
Saint Xavier	9-5	W	OVC Reg. Season and Tournament Champs			Youngstown State	1-0	W	Tennessee	8-1	W
Saint Xavier	7-4	W	Western Carolina	1-11	L	Youngstown State	11-0	W	Carson-Newman	9-0	W
Maryland	4-1	W	Western Carolina	7-3	W	Youngstown State	3-5	L	Otterbein	2-7	L
Maryland	6-2	W	Western Carolina	0-12	L	Youngstown State	5-1	W	Wright State	1-3	L
Maryland	12-3	W	Western Carolina	2-14	L	Evansville	0-6	L	Pittsburgh-Johnstown	10-0	W
Indiana	4-3	W	Northern Kentucky	8-0	W	Evansville	5-4	W	Cincinnati	4-1	W
Colgate	4-1	W				Carson-Newman	6-13	L	Western Kentucky	14-4	W
						Mt. Vernon Nazarene	10-6	W	OVC Tournament		
						Wright State	9-10	L	Murray State	9-8	W
						Anderson	8-1	W	Austin Peay	7-6	W
						St. Joseph (Ind.)	1-5	L	Austin Peay	4-5	L
						Pitt-Johnson	12-1	W	Austin Peay	8-4	W
						East Tennessee	16-3	W	Mississippi State	4-15	L
						Middle Tennessee	5-0	W	Mississippi State	4-8	L
						Middle Tennessee	7-12	L	Mississippi State	4-6	L
						Middle Tennessee	3-20	L	NCAA Regional		
									Arizona	6-12	L
									Loyola-Marymount	3-9	L
						1989 (Jim Ward)					
						39-19-1					
						OVC Reg. Season and Tournament Champs			1990 (Jim Ward)		
						Georgetown	8-2	W	Record: 42-15 (15-3 OVC)		
						Northern Kentucky	2-7	L	2/23 at Georgia Tech	L	2-6
						Ohio	21-1	W	2/24 at Georgia Tech	L	2-3
						Ohio	6-0	W	2/24 at Georgia Tech	L	1-7
						Bellarmino	0-4	L	2/25 at Georgia Tech	L	0-10
						Bellarmino	8-0	W	3/3 at Western Carolina	W	9-6
						Western Kentucky	2-6	L	3/3 at Western Carolina	L	7-25
						St. Xavier	4-3	W	3/4 at Western Carolina	W	8-7
						Vermont	8-2	W	3/4 at Western Carolina	L	3-10



Left-hander Mike Kibbey was a member of the 1993 EKU team that lost to Morehead State in the championship game of the OVC Tournament



In Jim Ward's last season as head coach, the 2001 Colonels won two games in the OVC Tournament before falling to Austin Peay

3/6 CINCINNATI	W	7-2	5/6 at Wright State	W	7-0
3/7 EASTERN MICHIGAN	W	6-2	5/6 at Wright State	W	4-1
3/11 KENTUCKY WESLEYAN	W	16-2	5/9 NORTHERN KENTUCKY	W	15-3
3/13 LOUISVILLE	W	12-4	5/10 WESTERN KENTUCKY	L	7-14
3/14 DAYTON	W	11-2	5/11 WRIGHT STATE	W	6-2
3/14 DAYTON	W	11-10	OVC Tournament (Murfreesboro, Tenn.)		
3/16 vs. St. Xavier (Ill.) ¹	W	4-1	5/13 vs. Tennessee Tech	W	3-2
3/17 vs. Ithaca ¹	W	5-2	5/14 at Middle Tennessee	L	1-7
3/18 vs. Ithaca ²	W	4-1	5/14 vs. Austin Peay	W	9-7
3/19 vs. Alabama-Birmingham ³	W	7-3	5/15 at Middle Tennessee	L	2-8
3/20 vs. Alabama-Birmingham ³	W	9-3	* OVC Game		
3/21 vs. Portland State ³	L	2-10	¹ Deland, Fla.		
3/22 vs. Missouri Baptist ¹	W	15-12	² Winter Park, Fla.		
3/24 at Middle Tennessee*	L	0-5	³ Boardwalk, Fla.		
3/24 at Middle Tennessee*	L	6-8	1991 (Jim Ward)		
3/25 at Middle Tennessee*	L	5-7	Record: 26-28 (10-8 OVC)		
3/27 at Western Kentucky	W	10-2	3/1 vs. Auburn ¹	W	2-1
3/28 KENTUCKY	L	6-7	3/1 at Mercer	L	4-10
3/31 at Austin Peay*	W	6-5	3/5 at Georgetown College	L	2-3
3/31 at Austin Peay*	W	6-4	3/6 at Western Kentucky	L	2-8
4/1 at Austin Peay*	W	14-3	3/9 BOWLING GREEN	W(8)	10-9
4/4 at East Tennessee	W	12-5	3/9 BOWLING GREEN	L	3-6
4/4 at East Tennessee	W	4-3	3/10 LOUISVILLE	L	3-19
4/7 TENNESSEE STATE*	W	9-1	3/13 at Tennessee	L	1-5
4/7 TENNESSEE STATE*	W	9-4	3/15 at Dayton	W	8-2
4/8 TENNESSEE STATE*	W	10-0	3/15 at Dayton	W	4-2
4/12 XAVIER	W	14-2	3/18 at Birmingham-Southern	W	4-1
4/12 XAVIER	L	5-10	3/19 at Alabama	L	0-3
4/13 TENNESSEE TECH*	W	7-6	3/20 ALABAMA-BIRMINGHAM	L	7-13
4/13 TENNESSEE TECH*	W	9-8	3/21 ALABAMA-BIRMINGHAM	W	6-1
4/14 TENNESSEE TECH*	W(6)	3-2	3/23 at Tennessee State*	W	19-6
4/18 at Northern Kentucky	W	5-1	3/23 at Tennessee State*	W	4-0
4/19 at Louisville	W	4-3	3/24 at Tennessee State*	L	5-6
4/21 at Murray State*	W	6-0	3/26 GEORGETOWN COLLEGE	L	1-2
4/21 at Murray State*	W	4-0	3/29 at Morehead State*	W	6-2
4/22 at Murray State*	W	6-0	3/29 at Morehead State*	L	3-4
4/24 at Cincinnati	W	6-5	3/30 at Morehead State*	L	5-6
4/28 MOREHEAD STATE*	W(6)	6-3	4/1 at Lincoln Memorial	W	10-4
4/29 MOREHEAD STATE*	W	3-2	4/2 MARSHALL	W	12-4
4/29 MOREHEAD STATE*	W	3-2			

4/3 TENNESSEE	L	9-14	4/5 MOREHEAD STATE*	W	5-2
4/6 MIDDLE TENNESSEE*	W	12-4	4/8 at Louisville	L	2-19
4/6 MIDDLE TENNESSEE*	W	11-3	4/9 at Marshall	W	6-3
4/7 MIDDLE TENNESSEE*	L	6-12	4/11 SOUTHEAST MISSOURI*	W	6-3
4/10 KENTUCKY	L	8-13	4/12 SOUTHEAST MISSOURI*	L	0-9
4/11 at Wright State	L	6-9	4/12 SOUTHEAST MISSOURI*	W	8-4
4/13 at Tennessee Tech*	W	14-0	4/15 XAVIER	W	10-4
4/13 at Tennessee Tech*	L	0-5	4/17 at Murray State*	L	2-5
4/14 at Tennessee Tech*	W	11-8	4/17 at Murray State*	W	8-4
4/16 BELLARMINE	W	15-9	4/22 at Murray State*	L	8-9
4/17 at Northern Kentucky	W	6-3	4/23 at Wright State	L	3-7
4/17 at Northern Kentucky	L	6-19	4/25 KENTUCKY	L	6-15
4/19 at Miami (Fla.)	L	2-6	4/25 TENNESSEE STATE*	W	6-4
4/20 at Miami (Fla.)	L	0-4	4/25 TENNESSEE STATE*	L	6-11
4/21 at Miami (Fla.)	W	3-2	4/26 TENNESSEE STATE*	W	14-1
4/23 at Xavier	W	5-2	4/29 at Cincinnati	W	6-2
4/23 at Xavier	L	7-8	5/2 at Austin Peay*	W	7-4
4/25 CINCINNATI	W	6-1	5/2 at Austin Peay*	L	1-4
4/27 MURRAY STATE*	L	4-6	5/3 at Austin Peay*	L	3-5
4/27 MURRAY STATE*	L	3-5	5/6 CINCINNATI	W	8-5
4/28 MURRAY STATE*	W	12-4	5/7 at Kentucky	W	7-5
4/30 at Louisville	L	9-17	5/9 at Akron	L	5-12
5/1 at Kentucky	L	9-11	5/9 at Akron	L	1-3
5/4 AUSTIN PEAY*	L	6-10	5/10 at Akron	L	7-10
5/4 AUSTIN PEAY*	W	6-5	OVC Tournament (Murfreesboro, Tenn.)		
5/5 AUSTIN PEAY*	W	5-4	5/14 at Middle Tennessee	L	1-4
5/8 WESTERN KENTUCKY	W	4-3	5/15 vs. Austin Peay	L	10-13
OVC Tournament (Murray, Ky.)					
5/12 vs. Middle Tennessee	L	1-2	* OVC Game		
5/13 vs. Morehead State	W	7-5	¹ Macon, Ga.		
5/14 at Murray State	W	6-3	² Carbondale, Ill.		
5/14 vs. Middle Tennessee	L	1-8	1993 (Jim Ward)		
* OVC Game					
¹ Macon, Ga.					
Record: 22-26 (13-7 OVC)					
3/5 at Georgia Southern	L	2-6	3/5 at Georgia Southern	L	10-12
3/6 at Georgia Southern	L	10-12	3/6 at Georgia Southern	L	5-12
3/6 at Georgia Southern	L	5-12	3/9 MARSHALL	L	3-13
3/9 MARSHALL	L	3-13	3/10 WESTERN KENTUCKY	L	4-15
3/10 WESTERN KENTUCKY	L	4-15	3/15 at Union University	L	1-3
3/15 at Union University	L	1-3	3/17 at Union University	L	5-7
3/17 at Union University	L	5-7	3/17 at Union University	L	1-4
3/17 at Union University	L	1-4	3/18 at Union University	L	1-6
3/18 at Union University	L	1-6	3/20 at Tennessee State*	W	2-0
3/20 at Tennessee State*	W	2-0	3/20 at Tennessee State*	W	8-4
3/20 at Tennessee State*	W	8-4	3/21 at Tennessee State*	W	5-2
3/21 at Tennessee State*	W	5-2	3/25 at Louisville	L	7-9
3/25 at Louisville	L	7-9	3/26 at Miami (Ohio)	W	8-1
3/26 at Miami (Ohio)	W	8-1	3/27 EASTERN MICHIGAN	L	0-6
3/27 EASTERN MICHIGAN	L	0-6	3/28 CINCINNATI	L	2-3
3/28 CINCINNATI	L	2-3	3/30 KENTUCKY	L	0-8
3/30 KENTUCKY	L	0-8	4/3 MIDDLE TENNESSEE*	L	3-5
4/3 MIDDLE TENNESSEE*	L	3-5	4/3 MIDDLE TENNESSEE*	L	1-2
4/3 MIDDLE TENNESSEE*	L	1-2	4/4 MIDDLE TENNESSEE*	L	7-9
4/4 MIDDLE TENNESSEE*	L	7-9	4/6 at Western Kentucky	L	6-9
4/6 at Western Kentucky	L	6-9	4/10 SOUTHEAST MISSOURI*	W	5-4
4/10 SOUTHEAST MISSOURI*	W	5-4	4/10 SOUTHEAST MISSOURI*	W	11-5
4/10 SOUTHEAST MISSOURI*	W	11-5	4/13 at Wright State	L	2-15
4/13 at Wright State	L	2-15	4/15 WRIGHT STATE	W	18-17
4/15 WRIGHT STATE	W	18-17	4/17 at Austin Peay*	L	6-7
4/17 at Austin Peay*	L	6-7	4/17 at Austin Peay*	W	4-3
4/17 at Austin Peay*	W	4-3	4/18 at Austin Peay*	L	2-10
4/18 at Austin Peay*	L	2-10	4/22 at Marshall	W	7-5
4/22 at Marshall	W	7-5	4/24 TENNESSEE-MARTIN*	W	7-6
4/24 TENNESSEE-MARTIN*	W	7-6			



4/24	TENNESSEE-MARTIN*	W	9-3	3/26	at Tennessee-Martin*	W	4-0
4/25	TENNESSEE-MARTIN*	L	4-7	3/26	at Tennessee-Martin*	W	13-5
4/27	at Kentucky	L	2-3	3/30	LINCOLN MEMORIAL	L	2-3
4/28	at Xavier	W	5-4	3/31	at Western Kentucky	L	1-7
4/28	at Xavier	W	8-6	4/2	AUSTIN PEAY*	L	3-15
5/1	at Murray State*	W	13-3	4/2	AUSTIN PEAY*	L	1-12
5/1	at Murray State*	W	8-6	4/3	AUSTIN PEAY*	L	1-4
5/2	at Murray State*	W	7-6	4/5	MIAMI (OHIO)	W	6-5
5/4	LOUISVILLE	L	5-12	4/7	at Western Carolina	L	4-13
5/6	CUMBERLAND (TENN.)	W	7-6	4/7	at Western Carolina	L	2-5
5/8	MOREHEAD STATE*	L	1-7	4/9	at Middle Tennessee*	W	8-7
5/8	MOREHEAD STATE*	W	2-0	4/9	at Middle Tennessee*	W	3-1
5/9	MOREHEAD STATE*	W	8-6	4/10	at Middle Tennessee*	L	5-6

OVC Tournament (Murfreesboro, Tenn.)

5/14	vs. Tennessee Tech	L	2-4
5/15	at Middle Tennessee	W	4-2
5/15	vs. Tennessee Tech	W	14-3
5/16	vs. Morehead State	W	4-3
5/16	vs. Morehead State	L	7-11

*OVC Game

1994 (Jim Ward)

Record: 25-26 (10-10 OVC)

2/25	at Samford	W	12-5	4/23	MURRAY STATE*	W	8-7
2/26	at Alabama-Birmingham	W	9-2	4/24	MURRAY STATE*	L	9-10
2/27	at Birmingham-Southern	L	2-10	4/26	at Xavier	L	5-6
3/4	at North Carolina State	L	0-3	4/28	MOREHEAD STATE	W	7-6
3/5	at North Carolina State	L	3-18	4/30	at Southeast Missouri*	L	0-3
3/6	at North Carolina State	L	2-3	4/30	at Southeast Missouri*	W	6-2
3/13	vs. Wisconsin-Parkside ¹	W	3-1	5/1	at Southeast Missouri*	W	10-6
3/14	vs. Bluefield State ¹	W	23-4	5/7	at Morehead State*	W	19-11
3/15	vs. East Tennessee ²	W	5-1	5/8	at Morehead State*	L	3-5
3/16	vs. Long Island ¹	W	20-8	5/8	at Morehead State*	L	4-15
3/17	vs. Long Island ²	W	11-9	5/10	at Kentucky	L	0-15
3/18	vs. Cleveland State ³	W	16-2	5/11	WESTERN KENTUCKY	W	11-10
3/19	at Georgia	L	0-9				
3/20	at Georgia	L	2-10				
3/22	LOUISVILLE	W	9-2				
3/23	MARSHALL	L	4-11				
3/24	at Cincinnati	W	11-7				

¹ Daytona Beach, Fla.

² Deland, Fla.

³ Winter Park, Fla.



The 2004 Colonels began the year 17-2 and finished the season with 34 wins

1995 (Jim Ward)

Record: 28-25 (12-8 OVC)

2/25	at Winthrop	L	5-11	2/18	at Ole Miss	L	3-9
2/25	at Winthrop	W	7-1	2/23	vs. Samford ¹	W	17-9
2/26	at Winthrop	W	3-1	2/24	at Alabama-Birmingham	L	6-14
3/4	vs. Northern Illinois ¹	W	6-3	2/25	vs. Birmingham Southern ¹	W	4-1
3/5	vs. Ball State ¹	L	3-5	2/28	UNION COLLEGE	W	7-6
3/6	at Southern Illinois ¹	L	7-8	3/3	OHIO	L	1-8
3/11	BOWLING GREEN	W	6-5	3/6	at Tennessee	L	5-25
3/12	YOUNGSTOWN STATE	L	2-9	3/12	WESTERN CAROLINA	L	3-4
3/12	WISCONSIN-MILWAUKEE	W	2-1	3/13	WESTERN CAROLINA	L	8-11
3/13	WISCONSIN-MILWAUKEE	W	20-0	3/16	at Middle Tennessee*	W	8-2
3/14	at Lincoln Memorial	L	9-11	3/16	at Middle Tennessee*	L	2-3
3/15	XAVIER	L	5-7	3/17	at Middle Tennessee*	L	2-8
3/18	at Mississippi	L	3-10	3/18	at Alabama-Huntsville	W	6-4
3/19	at Mississippi	L	1-9	3/19	at #21 Alabama	L	2-10
3/20	at Arkansas State	L	5-6	3/20	at #21 Alabama	W(10)	8-7
3/21	at Arkansas State	L	3-5	3/23	TENNESSEE TECH*	L	0-10
3/22	at Arkansas State	W	10-6	3/24	TENNESSEE TECH*	L	2-4
3/23	at Arkansas State	L	10-15	3/24	TENNESSEE TECH*	W	4-2
3/25	at Austin Peay *	L	3-5	3/26	WESTERN KENTUCKY	W	6-5
3/25	at Austin Peay*	W	11-8	3/27	MIAMI (OHIO)	W	7-1
3/26	at Austin Peay*	W	11-9	3/30	MURRAY STATE*	L	0-2
3/28	MARSHALL	W	12-6	3/30	MURRAY STATE*	L	4-12
3/29	WESTERN KENTUCKY	W	8-6	3/31	MURRAY STATE*	W	6-1
4/1	MIDDLE TENNESSEE*	L	3-7	4/3	at Marshall	L	6-7
4/1	MIDDLE TENNESSEE*	L	6-9	4/3	at Marshall	L	3-4
4/2	MIDDLE TENNESSEE*	L	9-13	4/4	at Louisville	L	2-9
4/3	LOUISVILLE	L	12-20	4/5	at Southeast Missouri*	L	5-6
4/4	at Tennessee	L	1-14	4/6	at Southeast Missouri*	W	4-0
4/5	at Appalachian State	W	9-1	4/6	at Southeast Missouri*	L	1-4
4/8	at Tennessee Tech*	W(7)	9-8	4/9	at Western Kentucky	L	7-10
4/8	at Tennessee Tech*	W(7)	9-7	4/10	XAVIER	L	6-18
4/9	at Tennessee Tech*	L	6-11	4/11	at Wright State	L	7-15
4/11	CINCINNATI	W	9-8	4/13	at Morehead State*	W	9-3
4/12	at Western Kentucky	L	9-14	4/13	at Morehead State*	W	5-4
4/14	at Murray State*	L	3-5	4/14	at Morehead State*	L	0-2
4/14	at Murray State*	W	5-4	4/16	at Western Carolina	L	10-14
4/15	at Murray State*	W	11-5	4/17	at Western Carolina	L	11-12
4/18	at Cincinnati	W	9-7	4/20	at Tennessee-Martin*	L	3-7
4/19	WRIGHT STATE	W	17-13	4/20	at Tennessee-Martin*	W(8)	5-3
4/22	SOUTHEAST MISSOURI*	W	2-0	4/21	at Tennessee-Martin*	W	5-4
4/22	SOUTHEAST MISSOURI*	L	4-9	4/24	at Kentucky	L	2-10
4/25	at Xavier	W	11-10	4/25	CINCINNATI	W	5-3
4/26	KENTUCKY	W	11-5	4/27	AUSTIN PEAY*	W	4-2
4/29	MOREHEAD STATE*	L	1-2	4/28	AUSTIN PEAY*	L	2-5
4/29	MOREHEAD STATE*	W	5-4	4/28	AUSTIN PEAY*	W	3-1
4/30	MOREHEAD STATE*	W	5-4	5/1	LOUISVILLE	W	9-8
5/2	at Louisville	L	6-22				
5/3	at Wright State	W	5-2				
5/6	TENNESSEE-MARTIN*	W	3-2				
5/6	TENNESSEE-MARTIN*	W	3-1				
5/7	TENNESSEE-MARTIN*	W	5-2				

OVC Tournament (Murfreesboro, Tenn.)

5/13	vs. Southeast Missouri	L	4-7
5/14	vs. Morehead State	L	2-4

¹ Saluki/Best Inns Classic, Carbondale, Ill.

*OVC Game

1996 (Jim Ward)

Record: 21-32 (10-11 OVC)

2/17	at Ole Miss	L	1-10
2/18	at Ole Miss	L	1-8

OVC Tournament (Clarksville, Tenn.)

5/4	vs. Tennessee Tech	L	5-15
5/4	at Middle Tennessee	W	5-4
5/5	vs. Murray State	W	5-1

OVC Tournament (Clarksville, Tenn.)

5/11	vs. Morehead State	L	2-4
------	--------------------	---	-----

*OVC Game

¹ Birmingham, Ala.

1997 (Jim Ward)

Record: 20-36 (10-14 OVC)

2/14	at Ole Miss	L	3-13
2/15	at Ole Miss	L	2-10
2/16	at Ole Miss	W	4-2
2/21	at Tennessee	L	5-16
2/22	at Tennessee	L	1-9
2/23	at Tennessee	L	2-7



The 2009 Colonels defeated in-state rival Western Kentucky on an extra innings walk off blast by Jayson Langfels

3/7	DETROIT MERCY	W	13-1
3/7	DETROIT MERCY	W	5-4
3/8	DETROIT MERCY	W	6-2
3/11	LOUISVILLE	L	5-10
3/15	BOWLING GREEN	L	5-10
3/16	BOWLING GREEN	L(8)	6-7
3/16	BOWLING GREEN	L(8)	4-5
3/17	at Charleston	W	9-1
3/20	at James Madison	L	11-12
3/20	vs. Hartford ¹	L	3-10
3/22	MIDDLE TENNESSEE*	W	3-1
3/22	MIDDLE TENNESSEE*	L	3-4
3/23	MIDDLE TENNESSEE*	L	5-7
3/25	WESTERN KENTUCKY	W	10-5
3/26	at Kentucky	W	6-1
3/28	SOUTHEAST MISSOURI*	W	24-2
3/28	SOUTHEAST MISSOURI*	W	3-2
3/29	SOUTHEAST MISSOURI*	L	7-10
3/31	BIRMINGHAM SOUTHERN	L	6-8
4/1	at Miami (Ohio)	L	5-7
4/2	at Cincinnati	W	7-4
4/3	MARSHALL	W	13-7
4/5	at Austin Peay*	L	7-8
4/5	at Austin Peay*	L	1-6
4/6	at Austin Peay*	W(10)	16-14
4/8	at Louisville	L	2-12
4/9	at Xavier	L	4-8
4/10	vs. West Virginia ²	L	10-14
4/12	TENNESSEE-MARTIN*	W	5-4
4/12	TENNESSEE-MARTIN*	W	5-4
4/13	TENNESSEE-MARTIN*	L	3-5
4/15	WRIGHT STATE	L	3-5
4/16	at Marshall	L	3-4
4/19	at Murray State*	L	5-10
4/19	at Murray State*	W	3-1
4/20	at Murray State*	W	7-5
4/22	XAVIER	W	6-5
4/24	at Wright State	L	11-15
4/26	MOREHEAD STATE*	L	0-6
4/26	MOREHEAD STATE*	W	3-1

4/27	MOREHEAD STATE*	W	10-5
4/29	CINCINNATI	L	0-3
4/30	at Western Kentucky	L	6-10
5/3	at Tennessee Tech*	L	1-7
5/3	at Tennessee Tech*	L	0-8
5/4	at Tennessee Tech*	L	3-7
5/10	at Eastern Illinois*	L	3-5
5/10	at Eastern Illinois*	L	4-11
5/11	at Eastern Illinois*	L	0-18

OVC Tournament (Murfreesboro, Tenn.)
 5/15 vs. Austin Peay L 1-4
** OVC Game*
¹ Lexington, Va.
² Charleston, W.Va.

1998 (Jim Ward)
Record: 24-29-1 (12-12 OVC)

2/20	at Wofford	W	11-7
2/22	at Furman	L	1-8
2/22	at Furman	T	3-3
2/26	vs. Nebraska ¹	W	7-4
2/28	BOWLING GREEN	L	2-10
2/28	BOWLING GREEN	L	6-11
3/1	BOWLING GREEN	L	6-8
3/3	DETROIT	L	9-18
3/4	DETROIT	L	12-14
3/5	DETROIT	W	6-5
3/7	YOUNGSTOWN STATE	W	5-3
3/7	YOUNGSTOWN STATE	L	2-7
3/8	YOUNGSTOWN STATE	W	9-8
3/14	at Middle Tennessee*	L	1-8
3/14	at Middle Tennessee*	L	3-5
3/15	at Middle Tennessee*	W	13-1
3/16	at Belmont	W	6-3
3/21	at Southeast Missouri*	L	2-3
3/21	at Southeast Missouri*	L	1-7
3/22	at Southeast Missouri*	W	8-4
3/24	BELMONT	L	7-9
3/25	at Louisville	L	6-10
3/25	at Louisville	W	11-5

3/28	AUSTIN PEAY*	W	12-11
3/28	AUSTIN PEAY*	W	18-2
3/29	AUSTIN PEAY*	W	9-8
3/31	MARSHALL	W	13-5
4/1	at Cincinnati	L	9-11
4/4	at Tennessee-Martin*	L	4-7
4/4	at Tennessee-Martin*	W	9-4
4/5	at Tennessee-Martin*	W	10-7
4/7	WRIGHT STATE	W	25-13
4/8	at Xavier	L	1-8
4/10	MURRAY STATE*	L	8-15
4/11	MURRAY STATE*	L	9-12
4/11	MURRAY STATE*	L	3-6
4/14	at Marshall	L	9-19
4/18	at Morehead State*	W	9-2
4/18	at Morehead State*	L	3-8
4/19	at Morehead State*	W	25-19
4/21	XAVIER	W	12-11
4/22	at Kentucky	L	7-8
4/25	TENNESSEE TECH*	W	8-5
4/25	TENNESSEE TECH*	L	1-7
4/26	TENNESSEE TECH*	L	11-14
4/28	at Wright State	L	2-8
5/2	EASTERN ILLINOIS*	W	6-4
5/2	EASTERN ILLINOIS*	W	12-4
5/3	EASTERN ILLINOIS*	L	6-12
5/5	WESTERN KENTUCKY	L	6-17

OVC Tournament (Cape Girardeau, Mo.)
 5/7 vs. Murray State W 7-5
 vs. Eastern Illinois W 15-3
 5/8 at Southeast Missouri L 8-12
 vs. Eastern Illinois L 10-26

** OVC Game*
¹ at Cardinal Stadium (Louisville, Ky.)

1999 (Jim Ward)
Record: 35-25 (14-10 OVC)

2/13	at Furman	W	10-6
2/13	at Furman	W	9-7
2/14	at Furman	W	7-2
2/19	at Mercer	W	9-7
2/20	at Georgia Southern	L	6-11
2/21	at Georgia Southern	L	0-11
2/26	WRIGHT STATE	L	6-9
2/27	BOWLING GREEN	L	10-12
2/28	BOWLING GREEN	W	15-4
3/2	EASTERN MICHIGAN	L	6-22
3/5	at Winthrop	L	2-12
3/6	vs. Akron ¹	L	3-21
3/6	vs. William and Mary ¹	W	11-6
3/7	vs. Akron	W	8-4
3/10	MARSHALL	W	7-4
3/11	at Louisville	L	4-9
3/12	DETROIT	W	13-3
3/13	DETROIT	W	8-3
3/16	at Georgia State	W	12-1
3/17	at Georgia State	W	13-2
3/18	at Georgia State	W	12-8
3/20	SOUTHEAST MISSOURI*	L	0-1
3/20	SOUTHEAST MISSOURI*	L	4-11
3/21	SOUTHEAST MISSOURI*	W	12-5
3/23	at Ohio	W	11-7
3/27	at Austin Peay*	L	2-3

3/27	at Austin Peay*	L	7-17
3/28	at Austin Peay*	W	11-2
3/30	KENTUCKY	W	9-8
4/2	TENNESSEE-MARTIN*	W	2-1
4/2	TENNESSEE-MARTIN*	W	3-1
4/3	TENNESSEE-MARTIN*	W	4-3
4/6	at Kentucky	L	3-8
4/7	at Xavier	W	8-3
4/8	WESTERN KENTUCKY	W	18-11
4/10	at Murray State*	W	9-1
4/10	at Murray State*	W	11-6
4/11	at Murray State*	W	13-7
4/13	CINCINNATI	L	6-16
4/15	BELMONT	W	27-13
4/17	MOREHEAD STATE*	L	6-7
4/17	MOREHEAD STATE*	L	0-10
4/18	MOREHEAD STATE*	W	21-7
4/20	XAVIER	L	2-7
4/21	at Western Kentucky	W	12-6
4/24	at Tennessee Tech*	W	6-3
4/24	at Tennessee Tech*	W	5-4
4/25	at Tennessee Tech*	L	9-19
4/28	at Wright State	L	3-4
5/1	at Eastern Illinois*	L	6-7
5/1	at Eastern Illinois*	W	6-5
5/2	at Eastern Illinois*	L	5-8
5/8	at Belmont	L	8-15
5/15	MIDDLE TENNESSEE*	W	6-1
5/15	MIDDLE TENNESSEE*	W	5-4
5/16	MIDDLE TENNESSEE*	L	10-13

OVC Tournament (Cape Girardau, Mo.)
 5/20 vs. Murray State W 8-5
 5/20 at Southeast Missouri W 13-6
 5/21 vs. Eastern Illinois L 4-9
 5/21 vs. Middle Tennessee L 3-4
** OVC Game*
¹ Rock Hill, S.C.

2000 (Jim Ward)
Record: 30-27 (18-6 OVC)
 OVC Regular Season Champs

2/18	at UNC Wilmington	L	9-14
2/19	at UNC Wilmington	L	3-6
2/19	at UNC Wilmington	L	2-11
2/26	at Furman	W	17-2
2/26	at Furman	L	6-7
2/27	at Furman	W	11-4
3/2	at Stetson	L	1-2
3/3	at Stetson	L	3-5
3/4	at Stetson	L	10-11
3/8	at Tennessee	L	0-13
3/9	at Belmont	W	14-2
3/12	WISCONSIN-MILWAUKEE	W	4-3
3/12	AKRON	L	2-3
3/13	IUPUI	W	12-1
3/15	KENTUCKY	L	5-13
3/18	AUSTIN PEAY*	W	1-0
3/18	AUSTIN PEAY*	W	3-0
3/19	AUSTIN PEAY*	W	8-7
3/21	at Georgia Tech	L	2-3
3/22	at Georgia Tech	L	4-5
3/23	at Union University	L	4-5
3/25	TENNESSEE-MARTIN*	W	7-3



3/25	TENNESSEE-MARTIN*	W	3-1	3/31	MOREHEAD STATE*	W	5-3	4/6	SOUTHEAST MISSOURI*	L	4-7	4/13	SOUTHEAST MISSOURI*	W	8-5
3/26	TENNESSEE-MARTIN*	W	8-4	3/31	MOREHEAD STATE*	W	12-0	4/6	SOUTHEAST MISSOURI*	L	0-2	4/15	XAVIER	W	19-5
3/28	at Cincinnati	L	3-11	4/1	MOREHEAD STATE*	L	7-13	4/7	SOUTHEAST MISSOURI*	W	9-6	4/18	TENNESSEE-MARTIN*	L	2-7
4/1	MURRAY STATE*	W	6-1	4/3	XAVIER	L	11-16	4/9	at UNC Greensboro	L	4-11	4/18	TENNESSEE-MARTIN*	W	7-5
4/1	MURRAY STATE*	L	2-3	4/4	vs. West Virginia	L	0-3	4/10	at UNC Greensboro	L	5-10	4/19	TENNESSEE-MARTIN*	W	18-8
4/2	MURRAY STATE*	W	7-2	4/7	at Southeast Missouri	L	2-8	4/13	at Murray State*	W	3-2	4/22	MARSHALL	W	13-10
4/8	MOREHEAD STATE*	W	19-11	4/7	at Southeast Missouri	L	0-7	4/13	at Murray State*	W	10-7	4/23	at IPFW	W	15-8
4/9	MOREHEAD STATE*	W	9-8	4/8	at Southeast Missouri	W	9-2	4/14	at Murray State*	L	7-8	4/26	at Eastern Illinois*	L	17-27
4/9	MOREHEAD STATE*	L	6-8	4/11	LIPSCOMB	W	6-1	4/16	XAVIER	L	10-13	4/27	at Eastern Illinois*	W	10-8
4/12	at Western Kentucky	L	1-7	4/13	MURRAY STATE*	L	6-9	4/17	LIPSCOMB	L	9-17	4/27	at Eastern Illinois*	L	1-11
4/15	TENNESSEE TECH*	L	0-7	4/13	MURRAY STATE*	L	6-7	4/20	at Indiana State	L	5-6	4/30	at Kentucky	L	8-18
4/15	TENNESSEE TECH*	W	10-1	4/14	MURRAY STATE*	L	11-16	4/20	at Indiana State	W	3-0	5/3	at Tennessee Tech*	L	7-9
4/16	TENNESSEE TECH*	W	10-3	4/18	MARSHALL	W	9-5	4/21	at Indiana State	L	8-9	5/3	at Tennessee Tech*	L	7-8
4/18	at Xavier	W	6-3	4/21	at Indiana	W	3-0	4/23	SAMFORD	W	9-4	5/4	at Tennessee Tech*	L	4-13
4/19	at Wright State	W	3-0	4/21	at Indiana	L	5-8	4/24	SAMFORD	W	7-2	5/10	AUSTIN PEAY*	L	5-13
4/21	EASTERN ILLINOIS*	W	2-1	4/22	at Indiana	W	9-8	4/28	TENNESSEE-MARTIN*	W	14-1	5/10	AUSTIN PEAY*	L	4-17
4/21	EASTERN ILLINOIS*	W	6-4	4/25	at Western Kentucky	L	3-17	4/28	TENNESSEE-MARTIN*	W	9-7	5/11	AUSTIN PEAY*	L	18-19
4/22	EASTERN ILLINOIS*	W	12-8	4/28	at Tennessee-Martin*	W	13-7	4/30	at Marshall	L	10-20	5/13	LOUISVILLE	L	6-9
4/25	at West Virginia	L	4-14	4/28	at Tennessee-Martin*	W	4-2	5/1	LOUISVILLE	L	4-16	5/14	at Western Kentucky	L	8-9
4/25	at West Virginia	W	7-3	4/29	at Tennessee-Martin*	L	5-9	5/3	at Bowling Green	L	6-18	5/16	at Morehead State*	W	13-9
4/26	at West Virginia	W	10-1	5/2	LOUISVILLE	W	8-4	5/4	at Bowling Green	L	2-3	5/16	at Morehead State*	W	13-7
4/29	BELMONT	L	1-5	5/5	at Missouri	L	2-5	5/4	at Bowling Green	L	5-7	OVC Tournament (Paducah, Ky.)			
4/29	BELMONT	L	5-6	5/5	at Missouri	W	6-5	5/11	AUSTIN PEAY*	L	1-4	5/21	vs. Southeast Missouri	W	W
5/2	WRIGHT STATE	W	20-7	5/6	at Missouri	L	2-12	5/11	AUSTIN PEAY*	L	4-13	5/22	vs. Murray State	W	W
5/6	at Middle Tennessee*	L	2-12	5/8	at Marshall	W	9-3	5/12	AUSTIN PEAY*	L	10-29	5/23	vs. Eastern Illinois	W	W
5/6	at Middle Tennessee*	W	2-0	5/9	WESTERN KENTUCKY	W	5-4	5/14	at Wright State	L	0-3	5/24	vs. Murray State	L	L
5/7	at Middle Tennessee*	W	11-7	5/12	at Austin Peay	L	3-4	5/14	at Wright State	L	8-9	5/24	vs. Murray State	L	L
5/10	WESTERN KENTUCKY	L	6-16	5/12	at Austin Peay	L	0-1	5/15	WESTERN KENTUCKY	L	0-11	* OVC Game			
5/11	XAVIER	W	11-3	5/13	at Austin Peay	L	5-4	5/17	at Tennessee Tech*	L	7-15	¹ Florida All-Star Baseball Challenge, Bradenton, Fla.			
5/13	at Southeast Missouri*	L	5-10	OVC Tournament (Paducah, Ky.)				5/17	at Tennessee Tech*	W	4-2	2004 (Elvis Dominguez)			
5/13	at Southeast Missouri*	L	5-6	5/16	vs. Eastern Illinois	W	14-8	5/18	at Tennessee Tech*	L	1-8	Record: 34-17 (15-11 OVC)			
5/14	at Southeast Missouri*	W	11-4	5/17	vs. Murray State	W	13-3	* OVC Game				2/25	at Louisville	L	2-10
OVC Tournament (Cape Girardeau, Mo.)				5/18	vs. Tennessee Tech	L	7-16	¹ Birmingham, Ala.				2/27	CHICAGO STATE	W	16-2
5/18	vs. Austin Peay	W	5-2	5/18	vs. Austin Peay	L	1-8	2003 (Elvis Dominguez)				2/28	CHICAGO STATE	W	14-4
5/19	vs. Middle Tennessee	L	4-6	* OVC Game				Record: 24-29 (8-11 OVC)				2/29	CHICAGO STATE	W	19-3
5/19	at Southeast Missouri	L	5-15	¹ Rock Hill, S.C.				2/26	at Louisville	L	2-9	3/5	OAKLAND (MICH.)	W	10-9
* OVC Game				2002 (Elvis Dominguez)				3/4	BEREA	W	13-8	3/7	OAKLAND (MICH.)	W	22-18
2001 (Jim Ward)				Record: 15-40 (9-11 OVC)				3/7	CINCINNATI	L	7-11	3/9	vs. Lehigh ¹	W	12-2
2/17	at Samford	W	9-3	2/22	at Birmingham-Southern	L	5-6	3/8	NORTHERN ILLINOIS	L	7-12	3/10	vs. St. Bonaventure ¹	W	12-10
2/17	at Samford	W	4-3	2/22	vs. Ball State ¹	L	4-19	3/8	NORTHERN ILLINOIS	W	17-13	3/11	vs. Duquesne ¹	W	13-5
2/18	at Samford	W	6-5	2/23	vs. Ball State ¹	W	8-7	3/9	NORTHERN ILLINOIS	W	19-4	3/12	vs. IPFW ¹	W	13-3
2/23	vs. Indiana ¹	W	11-10	2/24	at Birmingham-Southern	L	1-6	3/12	INDIANA STATE	L	5-7	3/12	vs. Rhode Island ¹	L	0-3
2/23	at Winthrop	L	0-7	3/1	at Charleston Southern	L	6-8	3/15	INDIANA STATE	L	3-6	3/13	vs. Bowling Green ¹	W	2-1
2/24	vs. Wagner ¹	L	7-8	3/6	at Louisville	L	1-16	3/15	INDIANA STATE	L	0-3	3/14	vs. Fairleigh Dickinson ¹	W	14-1
2/28	at Belmont	W	14-9	3/10	AKRON	L	5-9	3/16	INDIANA STATE	L	9-12	3/15	vs. Vermont ¹	W	7-2
3/3	BOWLING GREEN	L	2-3	3/10	AKRON	L	10-13	3/19	vs. Fairleigh Dickinson ¹	W	5-0	3/20	CEDARVILLE	W	26-3
3/3	BOWLING GREEN	L	0-5	3/12	at Western Kentucky	L	2-3	3/19	vs. Northeastern ¹	W	5-1	3/21	at Western Kentucky	W	16-6
3/7	at Kentucky	L	1-12	3/13	CUMBERLANDS	W	10-9	3/20	vs. Vermont ¹	L	0-7	3/24	GEORGETOWN COLLEGE	W	11-3
3/9	KENT STATE	W	11-10	3/16	MICHIGAN STATE	L	3-9	3/21	vs. Northeastern ¹	W	7-6	3/27	TENNESSEE TECH*	W	6-0
3/10	WRIGHT STATE	W	9-2	3/17	MICHIGAN STATE	L	5-10	3/22	vs. Massachusetts ¹	L	4-7	3/27	TENNESSEE TECH*	W	12-4
3/11	KENT STATE	L	9-11	3/17	MICHIGAN STATE	L	1-10	3/22	vs. Illinois ¹	L	3-9	3/28	TENNESSEE TECH*	L	7-9
3/13	at Tennessee	L	1-18	3/19	at Georgia Tech	L	5-6	3/26	WESTERN KENTUCKY	W	12-8	4/3	at Tennessee-Martin*	W	6-1
3/14	at East Tennessee	L	7-16	3/20	at Georgia Tech	L	9-13	3/28	at UNC Greensboro	L	1-3	4/4	at Tennessee-Martin*	L	3-4
3/15	at East Tennessee	L	1-6	3/23	EASTERN ILLINOIS*	W	9-8	3/29	at UNC Greensboro	L	4-10	4/4	at Tennessee-Martin*	W	20-4
3/17	TENNESSEE TECH*	L	3-4	3/23	EASTERN ILLINOIS*	W	5-4	4/1	IPFW	W	29-13	4/7	BEREA	W	17-1
3/17	TENNESSEE TECH*	W	6-4	3/24	EASTERN ILLINOIS*	L	12-14	4/2	SHAWNEE STATE	W	15-3	4/9	MURRAY STATE*	W	13-5
3/18	TENNESSEE TECH*	W	10-7	3/27	MARSHALL	W	14-6	4/5	at Murray State*	L	8-13	4/9	MURRAY STATE*	L	3-6
3/24	at Eastern Illinois*	L	2-11	3/29	at Morehead State*	L	5-15	4/5	at Murray State*	W	6-1	4/10	MURRAY STATE*	W	8-2
3/24	at Eastern Illinois*	L	2-3	3/30	at Morehead State*	W	13-8	4/8	at Xavier	L	4-5	4/17	at Jacksonville State*	W	8-5
3/27	at Louisville	L	1-7	3/30	at Morehead State*	L	4-5	4/9	at Wright State	W	14-2	4/17	at Jacksonville State*	W	10-1
3/28	CINCINNATI	L	5-13	4/2	at Xavier	L	2-3	4/12	SOUTHEAST MISSOURI*	L	5-15	4/17	at Jacksonville State*	W	10-1
				4/3	at Kentucky	L	4-13	4/12	SOUTHEAST MISSOURI*	W	10-9	4/18	at Jacksonville State*	L	5-19

4/20	at Xavier	W	19-4
4/24	SAMFORD*	L	7-8
4/24	SAMFORD*	L	1-2
4/25	SAMFORD*	L	2-8
4/28	LOUISVILLE	W	9-6
5/2	at Southeast Missouri*	W	11-4
5/2	at Southeast Missouri*	W	3-0
5/8	EASTERN ILLINOIS*	W	8-7
5/8	EASTERN ILLINOIS*	L	6-8
5/9	EASTERN ILLINOIS*	L	10-20
5/11	at Marshall	L	0-11
5/12	WESTERN KENTUCKY	L	11-20
5/15	AUSTIN PEAY*	L	1-2
5/15	AUSTIN PEAY*	W	9-3
5/16	AUSTIN PEAY*	W	4-1
5/21	at Morehead State*	W	11-6
5/21	at Morehead State*	L	7-10
5/22	at Morehead State*	W	18-12

OVC Tournament (Paducah, Ky.)

5/26	vs. Jacksonville State	L	0-15
5/27	vs. Samford	W	15-9
5/28	vs. Southeast Missouri	L	7-9

* OVC Game

¹ Florida All-Star Baseball Challenge, Bradenton, Fla.

2005 (Elvis Dominguez)

Record: 26-31 (14-12 OVC)

2/23	at Louisville	L	7-8
2/25	IPFW	W	11-5
2/26	BRADLEY	L	4-9
2/27	BRADLEY	L	3-8
2/27	IPFW	L	8-10
3/8	vs. IPFW ¹	L	9-13
3/10	vs. Central Michigan ¹	L	1-19
3/11	vs. Bowling Green ¹	L	6-8
3/12	vs. Massachusetts ¹	L	0-5
3/13	vs. Georgetown Univ. ¹	W	7-2
3/18	NORTHERN ILLINOIS	W	27-6
3/19	NORTHERN ILLINOIS	W	19-11
3/20	NORTHERN ILLINOIS	W	7-6
3/25	at Tennessee Tech*	W	10-4
3/25	at Tennessee Tech*	L	2-6
3/26	at Tennessee Tech*	W	5-4
3/29	WRIGHT STATE	L	5-14
3/30	MARSHALL	W	11-10
4/3	TENNESSEE-MARTIN*	W	11-2
4/3	TENNESSEE-MARTIN*	L	5-6
4/5	at Tennessee	L	6-14
4/9	at Murray State*	L	6-17
4/9	at Murray State*	L	2-3
4/10	at Murray State*	L	1-12
4/12	at Xavier	L	3-4
4/13	at Western Kentucky	L	5-9
4/16	JACKSONVILLE STATE*	W	5-1
4/16	JACKSONVILLE STATE*	W	10-1
4/17	JACKSONVILLE STATE*	L	1-6
4/19	XAVIER	L	4-5
4/20	at Marshall	L	4-5
4/21	KENTUCKY STATE	W	2-0
4/21	KENTUCKY STATE	W	18-0
4/23	at Samford*	W	9-4
4/23	at Samford*	W	4-3

4/24	at Samford*	W	14-0
4/27	at Wright State	W	4-3
4/30	SOUTHEAST MISSOURI*	W	3-2
5/1	SOUTHEAST MISSOURI*	W	12-11
5/1	SOUTHEAST MISSOURI*	W	3-1
5/7	at Eastern Illinois*	W	7-4
5/7	at Eastern Illinois*	L	2-11
5/8	at Eastern Illinois*	L	3-4
5/10	at Kentucky	L	6-15
5/11	WESTERN KENTUCKY	L	10-11
5/14	at Austin Peay*	L	2-9
5/14	at Austin Peay*	L	2-6
5/15	at Austin Peay*	W	16-13
5/17	at Cincinnati	L	4-8
5/20	MOREHEAD STATE*	W	10-3
5/20	MOREHEAD STATE*	W	7-5
5/21	MOREHEAD STATE*	L	3-5

OVC Tournament (Paducah, Ky.)

5/25	vs. Morehead State	W	6-4
5/26	vs. Jacksonville State	L	2-8
5/27	vs. Morehead State	W	8-6
5/27	vs. Murray State	W	7-2
5/28	vs. Jacksonville State	L	6-11

* OVC Game

¹ Bradenton, Fla.

2006 (Elvis Dominguez)

Record: 29-26 (16-10 OVC)

2/24	TOLEDO	L	3-4
2/25	TOLEDO	L	3-5
2/28	OAKLAND	W	12-2
3/1	OAKLAND	W	21-9
3/3	AKRON	L	1-7
3/4	AKRON	W	9-1
3/5	AKRON	W	7-4
3/7	LOUISVILLE	L	3-20
3/8	BELLARMINE	W	18-14
3/11	vs. Connecticut ¹	L	4-5
3/12	vs. St Francis ¹	W	13-2
3/13	vs. Bradley ¹	L	2-3
3/14	vs. Fairfield ¹	L	4-6
3/16	vs. Indiana ¹	W	7-6
3/17	vs. Northern Iowa ¹	W	8-5
3/17	vs. Northern Iowa ¹	W	13-9
3/18	vs. Cornell ¹	L	7-8
3/22	GEORGETOWN COLLEGE	W	3-2
3/26	at Morehead State	L	2-12
3/26	at Morehead State	W	1-0
3/29	at Louisville	L	4-14
4/1	TENNESSEE TECH*	W	22-5
4/1	TENNESSEE TECH*	W	5-0
4/2	TENNESSEE TECH*	L	2-4
4/5	at Western Kentucky	L	5-9
4/8	at Tennessee-Martin*	W	4-2
4/8	at Tennessee-Martin*	W	6-1
4/9	at Tennessee-Martin*	W	11-3
4/12	MIAMI (OHIO)	W	6-5
4/14	MURRAY STATE*	L	9-13
4/14	MURRAY STATE*	L	2-13
4/15	MURRAY STATE*	W	16-13
4/18	at Miami (Ohio)	L	6-7
4/22	at Jacksonville State*	L	2-4
4/22	at Jacksonville State*	W	7-6

4/23	at Jacksonville State*	L	5-10
4/26	at Marshall	L	3-6
4/29	SAMFORD*	L	3-10
4/30	SAMFORD*	W	2-1
4/30	SAMFORD*	W	7-6
5/3	MARSHALL	L	12-14
5/6	at Southeast Missouri*	L	2-11
5/7	at Southeast Missouri*	W	8-3
5/7	at Southeast Missouri*	W	6-5
5/13	EASTERN ILLINOIS*	L	4-11
5/13	EASTERN ILLINOIS*	W	2-1
5/14	EASTERN ILLINOIS*	W	8-6
5/16	WESTERN KENTUCKY	L	4-14
5/19	AUSTIN PEAY*	W	12-6
5/19	AUSTIN PEAY*	L	0-5
5/20	AUSTIN PEAY*	W	6-4

OVC Tournament (Paducah, Ky.)

5/24	vs. Austin Peay	W	6-3
5/25	vs. Jacksonville State	L	7-19
5/26	vs. Southeast Missouri	W	14-0
5/27	vs. Samford	L	6-24

* OVC Game

¹ Bradenton, Fla.

2007 (Elvis Dominguez)

Record: 24-29-1 (12-12 OVC)

2/23	LONG ISLAND	W	8-1
2/24	OAKLAND	L	1-5
2/25	LONG ISLAND	W	7-4
2/25	OAKLAND	W	10-5
2/28	KENTUCKY STATE	W	12-6
2/28	KENTUCKY STATE	W	9-0
3/3	AKRON	L	0-7
3/3	AKRON	L	6-8
3/6	GEORGETOWN (KY.)	L	2-8
3/7	BEREA	W	16-0
3/10	vs. Army ¹	L	3-4
3/11	vs. Georgetown Univ. ¹	L	2-4
3/12	vs. Bucknell ¹	W	5-4
3/13	vs. Northern Iowa ¹	L	3-19
3/15	vs. Bucknell ¹	W	5-1
3/16	vs. Dartmouth ¹	T	1-1
3/17	vs. Vermont ¹	W	6-4
3/21	LOUISVILLE	L	4-7
3/24	MOREHEAD STATE*	W	6-5
3/24	MOREHEAD STATE*	W	6-2
3/25	MOREHEAD STATE*	W	13-6
3/28	at Miami (Ohio)	L	4-6
3/31	at Tennessee Tech*	W	6-5
3/31	at Tennessee Tech*	L	2-8
4/1	at Tennessee Tech*	L	8-9
4/3	MIAMI (OHIO)	L	2-6
4/6	TENNESSEE-MARTIN*	W	13-8
4/6	TENNESSEE-MARTIN*	L	1-6
4/11	at Western Kentucky	L	7-16
4/15	at Murray State*	L	5-6
4/15	at Murray State*	L	2-3
4/17	MARSHALL	W	14-3
4/18	XAVIER	L	7-8
4/21	JACKSONVILLE STATE*	L	4-8
4/21	JACKSONVILLE STATE*	L	6-9
4/22	JACKSONVILLE STATE*	W	16-9
4/24	at Marshall	L	4-8

4/25	WESTERN KENTUCKY	W	16-11
4/28	at Samford*	L	3-13
4/28	at Samford*	W	7-5
4/29	at Samford*	W	7-5
5/2	at Louisville	L	1-8
5/6	SOUTHEAST MISSOURI*	L	0-1
5/6	SOUTHEAST MISSOURI*	W	2-1
5/12	at Eastern Illinois*	W	10-9
5/12	at Eastern Illinois*	W	6-3
5/13	at Eastern Illinois*	L	3-4
5/15	DAYTON	L	8-9
5/18	at Austin Peay*	W	5-4
5/18	at Austin Peay*	L	0-2
5/19	at Austin Peay*	L	2-9

OVC Tournament (Paducah, Ky.)

5/23	vs. Samford	L	3-8
5/24	vs. Murray State	W	5-2
5/25	vs. Samford	L	4-9

* OVC Game

¹ Bradenton, Fla.

2008 (Elvis Dominguez)

Record: 26-27-1 (12-15 OVC)

2/23	BUCKNELL	T	7-7
2/24	BUCKNELL	W	3-2
2/25	TOLEDO	W	8-6
3/1	BRADLEY	W	13-1
3/2	BRADLEY	L	0-4
3/3	BRADLEY	W	11-2
3/5	at Louisville	L	5-13
3/8	vs. Central Michigan ¹	L	2-4
3/9	vs. IPFW ¹	W	8-1
3/10	vs. Bucknell ¹	L	1-8
3/10	vs. Vermont ¹	W	14-3
3/11	vs. Illinois State ¹	L	2-3
3/13	vs. Akron ¹	L	4-10
3/14	vs. Illinois ¹	L	6-8
3/15	vs. UMBC ¹	W	5-2
3/21	AUSTIN PEAY*	W	2-1
3/21	AUSTIN PEAY*	L	5-7
3/22	AUSTIN PEAY*	W	7-3
3/25	LOUISVILLE	L	6-19
3/29	at Morehead State*	L	2-3
3/29	at Morehead State*	W	6-2
3/30	at Morehead State*	W	17-7
4/2	GEORGETOWN COLLEGE	L	7-12
4/5	TENNESSEE TECH*	W	6-1
4/6	TENNESSEE TECH*	L	4-7
4/6	TENNESSEE TECH*	L	6-7
4/9	at Western Kentucky	W	9-5
4/12	at Tennessee-Martin*	W	6-3
4/12	at Tennessee-Martin*	W	6-0
4/13	at Tennessee-Martin*	L	3-6
4/15	MARSHALL	L	3-9
4/15	MARSHALL	L	2-4
4/16	THOMAS MORE	W	16-6
4/19	MURRAY STATE*	L	0-6
4/19	MURRAY STATE*	L	3-7
4/20	MURRAY STATE*	W	7-4
4/22	BEREA	L	17-9
4/23	KENTUCKY STATE	W	14-0
4/23	KENTUCKY STATE	W	15-2
4/26	at Jacksonville State*	L	2-3



4/26 at Jacksonville State*	L	5-7	5/8 SOUTHEAST MISSOURI*	W	14-13	5/22 SIU EDWARDSVILLE	W	8-7	5/20 at SIU Edwardsville	L	1-5
4/27 at Jacksonville State*	L	3-5	5/9 SOUTHEAST MISSOURI*	L	2-12	OVC Tournament (Jackson, Tenn.)			5/21 at SIU Edwardsville	L	1-4
4/29 MIAMI (OHIO)	W	9-7	5/10 SOUTHEAST MISSOURI*	W	11-10	5/26 at Murray State	W	4-3	OVC Tournament (Jackson, Tenn.)		
4/30 at Miami (Ohio)	L	6-14	5/12 DAYTON	L	5-12	5/27 vs. Tennessee Tech	L	4-7	5/25 vs. Tennessee Tech	L	5-6
5/3 SAMFORD*	W	10-0	5/15 at Eastern Illinois*	L	4-14	5/28 vs. Murray State	L	2-10	5/26 vs. Tennessee-Martin	L	2-6
5/4 SAMFORD*	L	3-4	5/15 at Eastern Illinois*	W	5-4	*OVC Game			*OVC Game		
5/4 SAMFORD*	L	9-14	5/16 at Eastern Illinois*	L	5-11	¹ Charleston, W.Va.			¹ Memphis Classic (Memphis, Tenn.)		
5/10 at Southeast Missouri*	L	4-5	*OVC Game						² Lexington, Ky.		
5/10 at Southeast Missouri*	W	3-1									
5/11 at Southeast Missouri*	L	7-8									
5/13 at Dayton	W	10-4									
5/16 EASTERN ILLINOIS*	W	5-4	2010 (Jason Stein)			2011 (Jason Stein)			2012 (Jason Stein)		
5/16 EASTERN ILLINOIS*	W	4-3	Record: 28-27 (9-12 OVC)			Record: 21-36 (11-13 OVC)			Record: 31-23 (19-7 OVC)		
5/17 EASTERN ILLINOIS*	W	7-2	2/26 at Western Carolina	L	4-11	2/18 at Pepperdine	L	2-9	OVC Regular Season Co-Champions		
*OVC Game			2/27 at Western Carolina	W	12-9	2/19 at Pepperdine	L	8-9	2/17 at East Tennessee	L	3-8
¹ Bradenton, Fla.			2/28 at Western Carolina	L	4-5	2/26 PENN STATE	L	1-7	2/18 at East Tennessee	W	7-6
			3/3 at Tennessee	W	8-7	2/26 PENN STATE	W	7-5	2/18 at East Tennessee	W	8-2
			3/5 at Presbyterian	L	7-8	2/27 PENN STATE	W	7-6	2/22 at Louisville	L	2-7
			3/6 at Presbyterian	W	10-8	3/1 WESTERN CAROLINA	W	12-8	2/24 at USC Upstate	L	6-12
			3/7 at Presbyterian	W	9-4	3/2 WESTERN CAROLINA	L	0-5	2/25 at USC Upstate	L	4-6
			3/9 at UNC Greensboro	W	9-6	3/5 at Memphis ¹	L	2-11	2/26 at USC Upstate	L	0-4
			3/10 at North Carolina A&T	W	4-1	3/6 vs. Oral Roberts ¹	L	1-3	3/3 INDIANA STATE	L	6-13
			3/12 at High Point	L	16-25	3/8 at Kentucky	L	1-8	3/3 INDIANA STATE	W	11-10
			3/13 at High Point	L	4-6	3/12 UNC ASHEVILLE	W	10-3	3/4 INDIANA STATE	L	10-11
			3/14 at High Point	L	5-16	3/12 UNC ASHEVILLE	W	10-6	3/6 at UNC Greensboro	L	5-7
			3/16 PURDUE	W	5-2	3/13 UNC ASHEVILLE	W	13-6	3/7 at UNC Greensboro	W	6-5
			3/17 PURDUE	L	3-7	3/16 at West Virginia	L	5-8	3/9 at Wofford	W	8-3
			3/19 BOWLING GREEN	L	9-11	3/16 at West Virginia	L	2-11	3/10 at Wofford	L	5-6
			3/20 BOWLING GREEN	L	10-19	3/18 at Indiana State	L	3-10	3/11 at Wofford	W	10-2
			3/20 BOWLING GREEN	L	6-7	3/19 at Indiana State	L	0-1	3/16 BOWLING GREEN STATE	W	10-8
			3/23 MIAMI (OHIO)	W	7-3	3/20 at Indiana State	L	5-14	3/17 BOWLING GREEN STATE	L	2-22
			3/24 at Miami (Ohio)	L	3-11	3/22 MIAMI (OHIO)	L	3-6	3/18 BOWLING GREEN STATE	L	4-8
			3/27 EASTERN ILLINOIS*	W	1-0	3/23 at Miami (Ohio)	L	3-6	3/20 INDIANA	L	4-6
			3/27 EASTERN ILLINOIS*	W	6-3	3/26 at Eastern Illinois*	W	9-7	3/21 at Indiana	L	5-11
			3/28 EASTERN ILLINOIS*	W	7-6	3/27 at Eastern Illinois*	L	1-8	3/23 JACKSONVILLE STATE*	L	2-4
			3/31 MARSHALL	W	10-6	3/27 at Eastern Illinois*	L	4-5	3/24 JACKSONVILLE STATE*	L	1-4
			4/2 at Southeast Missouri*	L	9-17	3/29 vs. Marshall ²	L	5-8	3/25 JACKSONVILLE STATE*	W	3-2
			4/2 at Southeast Missouri*	L	4-7	4/2 SOUTHEAST MISSOURI*	L	6-7	3/27 MARSHALL	W	10-3
			4/3 at Southeast Missouri*	L	7-8	4/2 SOUTHEAST MISSOURI*	L	6-13	3/30 SIU EDWARDSVILLE*	W	8-1
			4/6 at East Tennessee	W	20-16	4/3 SOUTHEAST MISSOURI*	W	11-5	3/31 SIU EDWARDSVILLE*	W	8-2
			4/7 at East Tennessee	W	7-6	4/5 MARSHALL	W	9-6	4/1 SIU EDWARDSVILLE*	W	15-11
			4/10 AUSTIN PEAY*	W	10-1	4/9 at Austin Peay*	L	4-7	4/5 at Southeast Missouri*	W	9-1
			4/10 AUSTIN PEAY*	W	8-4	4/9 at Austin Peay*	W	8-5	4/6 at Southeast Missouri*	W	9-6
			4/11 AUSTIN PEAY*	W	15-12	4/10 at Austin Peay*	L	6-8	4/7 at Southeast Missouri*	L	7-9
			4/13 vs. West Virginia ¹	L	11-13	4/13 at Ohio	W	5-4	4/13 EASTERN ILLINOIS*	W	5-4
			4/14 at Marshall	W	10-0	4/16 MOREHEAD STATE*	W	4-3	4/14 EASTERN ILLINOIS*	W	9-2
			4/17 at Morehead State*	L	8-20	4/16 MOREHEAD STATE*	W	12-2	4/15 EASTERN ILLINOIS*	L	7-9
			4/17 at Morehead State*	L	4-16	4/17 MOREHEAD STATE*	W	5-0	4/20 AUSTIN PEAY*	L	9-10
			4/18 at Morehead State*	L	11-21	4/19 at Marshall	L	2-4	4/21 AUSTIN PEAY*	W	7-6
			4/20 CUMBERLANDS	W	15-2	4/22 TENNESSEE-MARTIN*	L	2-11	4/22 AUSTIN PEAY*	L	2-18
			4/24 at Tennessee-Martin*	L	9-18	4/22 TENNESSEE-MARTIN*	L	3-5	4/24 OHIO	W	12-1
			4/25 at Tennessee-Martin*	W	7-3	4/23 TENNESSEE-MARTIN*	L	2-4	4/25 at Marshall	W	12-4
			4/25 at Tennessee-Martin*	W	7-4	4/26 EAST TENNESSEE	L	7-18	4/27 at Morehead State*	W	6-4
			5/5 OHIO	W	11-10	4/30 at Tennessee Tech*	L	3-10	4/28 at Morehead State*	W	4-3
			5/8 at Murray State*	L	1-8	4/30 at Tennessee Tech*	L	4-10	4/29 at Morehead State*	W	9-1
			5/8 at Murray State*	L	8-9	5/1 at Tennessee Tech*	W	7-3	5/4 at Tennessee-Martin*	L	7-11
			5/9 at Murray State*	L	5-18	5/4 WESTERN KENTUCKY	W	5-4	5/5 at Tennessee-Martin*	W	16-3
			5/11 at Dayton	W	7-5	5/7 MURRAY STATE	W	5-3	5/6 at Tennessee-Martin*	W	8-7
			5/15 JACKSONVILLE STATE*	W	4-2	5/7 MURRAY STATE	W	9-4	5/8 at Dayton	W	10-3
			5/15 JACKSONVILLE STATE*	L	2-3	5/8 MURRAY STATE	W	5-1	5/9 MARSHALL	W	6-4
			5/16 JACKSONVILLE STATE*	L	3-11	5/14 at Jacksonville State*	W	4-1	5/11 TENNESSEE TECH*	W	6-5
			5/18 at Louisville	L	3-14	5/14 at Jacksonville State*	L	1-2	5/12 TENNESSEE TECH*	W	4-0
			5/21 SIU EDWARDSVILLE	W	4-1	5/15 at Jacksonville State*	L	6-13	5/15 at Western Kentucky	L	7-11
			5/21 SIU EDWARDSVILLE	W	4-1	5/17 DAYTON	W	10-5	5/17 at Murray State*	W	5-4
						5/20 at SIU Edwardsville	L	1-2	5/18 at Murray State*	W	9-2

5/19 at Murray State* W 7-1
OVC Tournament
 5/24 vs. Eastern Illinois L 2-11
 5/25 vs. Jacksonville State L 4-9
 *OVC Game

2013 (Jason Stein)
Record: 23-34 (16-13 OVC)

2/15 at Charleston Southern L 4-17
 2/16 at Charleston Southern W 5-1
 2/17 at Charleston Southern L 5-6
 2/20 at #4 Louisville L 6-17
 2/23 vs. Army¹ W 8-6
 2/24 at Winthrop W 7-6
 2/27 at #8 Kentucky L 2-6
 3/5 at West Virginia L 1-2
 3/8 TENNESSEE TECH* L 1-5
 3/9 TENNESSEE TECH* W 18-7
 3/10 TENNESSEE TECH* L 4-5
 3/12 at Furman L 3-7
 3/13 at Western Carolina L 7-11
 3/15 at Southeast Missouri* L 6-8
 3/16 at Southeast Missouri* L 3-5
 3/16 at Southeast Missouri* W 7-1
 3/22 BELMONT* L 1-14
 3/23 BELMONT* L 0-1
 3/23 BELMONT* L 6-13
 3/26 WEST VIRGINIA L 9-16
 3/28 at Southern Illinois L 2-6
 3/29 at Southern Illinois L 3-4
 3/30 at Southern Illinois L 1-4
 4/2 APPALACHIAN STATE L 6-9
 4/3 MARSHALL W 10-3
 4/5 at Morehead State* W 5-4
 4/6 at Morehead State* W 18-6
 4/7 at Morehead State* W 30-14
 4/10 at Ohio L 3-10
 4/12 TENNESSEE-MARTIN* W 30-4
 4/13 TENNESSEE-MARTIN* W 7-3
 4/14 TENNESSEE-MARTIN* L 1-5
 4/16 MIAMI (OHIO) L 2-19
 4/17 at Miami (Ohio) L 5-6
 4/19 at SIU Edwardsville* W 5-2
 4/20 at SIU Edwardsville* W 7-5
 4/21 at SIU Edwardsville* W 6-2
 4/23 at #17 Indiana L 2-5
 4/26 AUSTIN PEAY* W 2-1
 4/26 AUSTIN PEAY* L 8-10
 4/27 AUSTIN PEAY* L 6-9
 5/1 vs. Marshall² L 4-7
 5/3 at Eastern Illinois* W 4-0
 5/5 at Eastern Illinois* W 10-6
 5/7 #10 LOUISVILLE L 0-4
 5/11 JACKSONVILLE STATE* L 4-9
 5/11 JACKSONVILLE STATE* L 9-10
 5/12 JACKSONVILLE STATE* W 14-6
 5/14 DAYTON L 11-14
 5/16 at Murray State* W 3-1
 5/17 at Murray State* W 9-7
 5/18 at Murray State* L 8-9
OVC Tournament (Jackson, Tenn.)
 5/22 vs. Jacksonville State W 11-2
 5/23 vs. #26 Austin Peay L 4-13

5/24 vs. Southeast Missouri W 12-9
 5/25 vs. Tennessee Tech W 6-4
 5/25 vs. #26 Austin Peay L 3-6
 *OVC Game

¹Rock Hill, S.C.
²Chillicothe, Ohio

2014 (Jason Stein)
Record: 24-31 (12-18 OVC)

2/14 at Alabama State W 8-2
 2/15 at Alabama State L 2-8
 2/16 at Alabama State L 3-11
 2/19 at #7 Louisville L 1-13
 2/21 at #5 South Carolina L 0-4
 2/22 at #5 South Carolina L 0-2
 2/23 at #5 South Carolina L 0-6
 2/28 at UNC Asheville W 3-1
 3/1 at UNC Asheville W 5-2
 3/2 at UNC Asheville W 11-4
 3/5 at East Tennessee L 3-4
 3/7 at Tennessee Tech* L 1-11
 3/8 at Tennessee Tech* L 0-4
 3/9 at Tennessee Tech* L 8-5
 3/11 vs. Youngstown State¹ W 19-14
 3/12 YOUNGSTOWN STATE W 18-9
 3/14 SOUTHEAST MISSOURI* L 8-15
 3/15 SOUTHEAST MISSOURI* L 11-13
 3/15 SOUTHEAST MISSOURI* L 4-9
 3/18 EAST TENNESSEE W 4-3
 3/19 NORTHERN KENTUCKY L 11-13
 3/21 at Belmont* W 12-6
 3/22 at Belmont* W 3-1
 3/23 at Belmont* W 10-2
 3/28 at Evansville L 2-8
 3/29 at Evansville L 1-12
 3/30 at Evansville W 3-2
 4/2 MARSHALL W 4-1
 4/4 MOREHEAD STATE* L 3-4
 4/5 MOREHEAD STATE* L 4-6
 4/6 MOREHEAD STATE* W 9-6
 4/8 at Marshall L 3-7
 4/9 at Northern Kentucky W 9-6
 4/11 at Tennessee-Martin* W 9-1
 4/12 at Tennessee-Martin* W 18-13
 4/13 at Tennessee-Martin* L 4-9
 4/16 MIAMI (OHIO) L 3-6
 4/17 SIU EDWARDSVILLE* L 2-4
 4/18 SIU EDWARDSVILLE* W 9-8
 4/19 SIU EDWARDSVILLE* W 8-3
 4/23 at Miami (Ohio) W 7-5
 4/25 at Austin Peay* L 5-6
 4/26 at Austin Peay* L 9-13
 4/27 at Austin Peay* W 7-6
 5/2 EASTERN ILLINOIS* L 6-10
 5/3 EASTERN ILLINOIS* L 3-15
 5/4 EASTERN ILLINOIS* W 17-11
 5/6 TOLEDO L 4-8
 5/10 at Jacksonville State* L 1-10
 5/10 at Jacksonville State* L 2-3
 5/11 at Jacksonville State* L 0-5
 5/13 OHIO W 8-7
 5/15 MURRAY STATE* L 1-6
 5/16 MURRAY STATE* L 3-8

5/17 MURRAY STATE* W 14-1
 *OVC Game
¹Lexington, Ky.

2015 (Jason Stein)
Record: 21-29 (12-17 OVC)

2/13 at East Tennessee L 3-7
 2/14 at East Tennessee L 2-12
 2/20 vs. Southern Illinois¹ L 1-4
 2/21 vs. Southern Illinois¹ W 5-4
 2/21 vs. Southern Illinois¹ W 4-3
 2/22 vs. Southern Illinois¹ W 5-2
 2/25 at #12 Louisville L 2-5
 2/27 vs. Bowling Green¹ L 10-13
 2/27 vs. Bowling Green¹ W 5-4
 2/28 vs. Bowling Green¹ L 5-15
 3/3 at #11 Louisville L 6-7
 3/8 vs. Southeast Missouri*² W 5-1
 3/8 vs. Southeast Missouri*² L 6-12
 3/9 vs. Southeast Missouri*² L 1-13
 3/15 BELMONT* L 4-11
 3/15 BELMONT* L 3-8
 3/17 MARSHALL W 8-4
 3/20 at Illinois State L 2-8
 3/21 at Illinois State L 4-16
 3/22 at Illinois State L 3-7
 3/27 at Morehead State* W 11-10
 3/28 at Morehead State* L 10-11
 3/29 at Morehead State* L 6-20
 3/31 NORTHERN KENTUCKY W 15-4
 4/2 TENNESSEE-MARTIN* W 10-6
 4/4 TENNESSEE-MARTIN* W 9-2
 4/4 TENNESSEE-MARTIN* L 3-7
 4/8 at Northern Kentucky L 2-5
 4/10 at SIU Edwardsville* L 3-4
 4/11 at SIU Edwardsville* W 6-5
 4/12 at SIU Edwardsville* L 3-10
 4/15 MOREHEAD STATE W 4-2
 4/17 AUSTIN PEAY* L 3-17
 4/18 AUSTIN PEAY* W 8-5
 4/18 AUSTIN PEAY* W 9-8
 4/21 at Ohio L 0-6
 4/24 at Eastern Illinois* L 5-9
 4/26 at Eastern Illinois* W 12-4
 4/26 at Eastern Illinois* L 5-13
 4/28 MIAMI (OHIO) W 8-6
 4/29 at Miami (Ohio) W 6-5
 5/1 JACKSONVILLE STATE* L 5-7
 5/2 JACKSONVILLE STATE* L 2-5
 5/3 JACKSONVILLE STATE* L 13-16
 5/8 at Murray State* W 6-4
 5/9 at Murray State* W 9-6
 5/10 at Murray State* L 10-13
 5/14 TENNESSEE TECH* W 5-4
 5/15 TENNESSEE TECH* W 12-10
 5/16 TENNESSEE TECH* L 2-10

*OVC Game
¹Emerson, Ga.
²Edwardsville, Ill.

2016 (Edwin Thompson)
Record: 24-31 (13-17 OVC)

2/19 at Lipscomb W 13-7

2/20 at Lipscomb L 2-4
 2/21 at Lipscomb L 2-3
 2/23 at #2 Louisville L 2-14
 2/26 at Virginia Commonwealth W 12-2
 2/27 at UNC Wilmington L 7-10
 2/27 at South Dakota State W 10-1
 2/28 at South Dakota State W 6-4
 3/4 MD. EASTERN SHORE W 17-1
 3/5 MD. EASTERN SHORE W 20-2
 3/5 MD. EASTERN SHORE L 4-5
 3/6 MD. EASTERN SHORE W 14-3
 3/11 SOUTHEAST MISSOURI* L 1-2
 3/12 SOUTHEAST MISSOURI* L 3-7
 3/12 SOUTHEAST MISSOURI* L 1-4
 3/15 at #13 Mississippi State W 16-12
 3/16 at Alabama A&M W 11-6
 3/18 at Belmont* W 2-1
 3/19 at Belmont* L 5-6
 3/20 at Belmont* L 5-6
 3/22 at Marshall L 4-5
 3/25 EVANSVILLE L 0-4
 3/26 EVANSVILLE L 2-10
 3/26 EVANSVILLE W 6-5
 3/29 at Dayton L 2-5
 4/1 MOREHEAD STATE* W 8-6
 4/2 MOREHEAD STATE* W 19-3
 4/3 MOREHEAD STATE* L 2-16
 4/5 OHIO L 4-10
 4/8 at Tennessee-Martin* L 6-20
 4/9 at Tennessee-Martin* W 5-4
 4/10 at Tennessee-Martin* W 16-1
 4/13 ALABAMA A&M L 1-3
 4/15 SIU EDWARDSVILLE* W 8-4
 4/16 SIU EDWARDSVILLE* L 3-7
 4/17 SIU EDWARDSVILLE* W 12-1
 4/19 at Marshall L 0-6
 4/20 EAST TENNESSEE L 8-17
 4/22 at Austin Peay* L 1-10
 4/23 at Austin Peay* L 3-4
 4/24 at Austin Peay* L 4-14
 4/26 at Tennessee L 3-4
 4/29 EASTERN ILLINOIS* W 9-3
 4/29 EASTERN ILLINOIS* W 7-5
 4/30 EASTERN ILLINOIS* W 8-7
 5/3 at #28 Kentucky W 5-4
 5/6 at Jacksonville State* W 19-13
 5/7 at Jacksonville State* L 3-9
 5/8 at Jacksonville State* W 7-5
 5/13 MURRAY STATE* L 6-8
 5/14 MURRAY STATE* W 8-3
 5/15 MURRAY STATE* L 5-14
 5/19 at Tennessee Tech* L 6-7
 5/19 at Tennessee Tech* L 4-7
 5/21 at Tennessee Tech* L 5-7
 *OVC Game

2017 (Edwin Thompson)
Record: 24-32 (10-20 OVC)

2/17 at #7 Arizona L 0-6
 2/18 at #7 Arizona L 13-16
 2/19 at #7 Arizona L 4-18
 2/20 at #7 Arizona L 8-9
 2/22 at #6 Louisville L 3-19



2/24 vs. Oakland ¹	W	3-2	2/28 BOWLING GREEN	W	9-0	2/19 at #8 Louisville	L	1-5	2020 (Edwin Thompson)
2/25 vs. Oakland ¹	W	2-1	3/2 COPPIN STATE	W	14-4	2/22 MD. EASTERN SHORE	W	5-1	Record: 12-2 (0-0 OVC)
2/26 vs. Oakland ¹	W	9-4	3/3 COPPIN STATE	W	15-1	2/22 MD. EASTERN SHORE	W	16-1	2/14 at Presbyterian
2/28 at Kentucky	L	0-12	3/4 COPPIN STATE	W	10-8	2/23 vs. Md. Eastern Shore ²	W	6-4	2/15 at Presbyterian
3/3 vs. Youngstown State ¹	W	11-0	3/6 at #5 Kentucky	L	5-16	2/24 vs. Md. Eastern Shore ²	W	27-8	2/16 at Presbyterian
3/4 YOUNGSTOWN STATE	W	8-3	3/7 at East Tennessee State	L	7-12	2/26 at Kentucky	L	3-7	2/21 at #11 LSU
3/5 YOUNGSTOWN STATE	W	11-6	3/9 at Belmont*	L	5-15	3/1 BOSTON COLLEGE	L	4-6	2/22 at #11 LSU
3/8 WESTERN KENTUCKY	W	16-15	3/10 at Belmont*	L	4-6	3/2 EVANSVILLE	W	2-0	2/23 at #11 LSU
3/9 BELMONT*	W	6-2	3/11 at Belmont*	L	2-3	3/2 BOSTON COLLEGE	L	2-13	2/28 SIENA COLLEGE
3/10 BELMONT*	L	3-7	3/13 at Western Kentucky	W	7-5	3/9 OAKLAND	W	11-6	2/29 SIENA COLLEGE
3/10 BELMONT*	L	0-2	3/14 at #11 Vanderbilt	W	6-5	3/10 OAKLAND	W	16-10	3/1 SIENA COLLEGE
3/14 ALABAMA A&M	W	16-6	3/16 at Mercer	L	9-14	3/10 OAKLAND	W	2-1	3/1 SIENA COLLEGE
3/15 ALABAMA A&M	W	19-0	3/17 at Mercer	L	3-10	3/13 KENTUCKY STATE	W	9-3	3/6 NORFOLK STATE
3/17 CHICAGO STATE	L	10-24	3/18 at Mercer	L	4-5	3/15 at Morehead State*	L	2-7	3/7 NORFOLK STATE
3/18 CHICAGO STATE	W	15-9	3/23 MOREHEAD STATE*	W	10-4	3/16 at Morehead State*	L	5-7	3/8 NORFOLK STATE
3/19 CHICAGO STATE	W	10-3	3/23 MOREHEAD STATE*	L	2-10	3/17 at Morehead State*	L	4-15	3/11 at Northern Kentucky
3/21 NORTHERN KENTUCKY	W	10-8	3/25 MOREHEAD STATE*	W	4-3	3/19 #4 LOUISVILLE	L	8-12	
3/24 at Morehead State*	L	9-15	3/27 WESTERN KENTUCKY	L	9-13	3/20 MIAMI (OHIO)	L	4-8	2021 (Chris Prothro)
3/25 at Morehead State	L	6-9	3/29 at Tennessee-Martin*	W	5-3	3/22 TENNESSEE-MARTIN*	W	21-6	Record: 21-32 (13-17 OVC)
3/25 at Morehead State	L	7-18	3/30 at Tennessee-Martin*	W	9-4	3/23 TENNESSEE-MARTIN*	W	14-4	2/19 at #15 Georgia Tech
3/28 at Marshall	W	6-3	3/31 at Tennessee-Martin*	W	7-6	3/24 TENNESSEE-MARTIN*	W	8-5	2/20 at #15 Georgia Tech
3/31 TENNESSEE-MARTIN*	W	3-2	4/3 XAVIER	L	14-22	3/26 WESTERN KENTUCKY	L	9-12	2/21 at #15 Georgia Tech
4/1 TENNESSEE-MARTIN*	W	11-3	4/6 SIU EDWARDSVILLE*	W	15-3	3/27 DAYTON	L	5-17	2/23 at #4 Louisville
4/2 TENNESSEE-MARTIN*	W	3-0	4/6 SIU EDWARDSVILLE*	W	10-7	3/29 at SIU Edwardsville*	W	12-9	2/27 PRESBYTERIAN COLLEGE
4/4 at Northern Kentucky	W	6-5	4/8 SIU EDWARDSVILLE*	W	11-8	3/30 at SIU Edwardsville*	W	9-1	2/27 PRESBYTERIAN COLLEGE
4/7 SIU Edwardsville*	L	2-11	4/10 EAST TENNESSEE	W	9-4	3/31 at SIU Edwardsville*	L	2-5	3/2 at Kentucky
4/8 SIU Edwardsville*	L	2-11	4/11 NORTHERN KENTUCKY	L	6-14	4/3 XAVIER	W	5-3	3/5 at East Tennessee
4/9 SIU Edwardsville*	W	17-9	4/13 at Austin Peay*	L	15-18	4/5 AUSTIN PEAY*	L	1-8	3/6 at East Tennessee
4/13 AUSTIN PEAY*	W	5-4	4/13 at Austin Peay*	L	9-11	4/6 AUSTIN PEAY*	W	9-3	3/6 at East Tennessee
4/14 AUSTIN PEAY*	W	7-6	4/15 at Austin Peay*	W	8-5	4/6 AUSTIN PEAY*	W	11-3	3/9 MARSHALL
4/15 AUSTIN PEAY*	L	10-14	4/17 at Dayton	W	11-6	4/10 at Northern Kentucky	W	17-2	3/12 at Morehead State*
4/18 DAYTON	L	2-3	4/20 EASTERN ILLINOIS*	W	7-1	4/12 at Eastern Illinois*	W	4-3	3/13 at Morehead State*
4/21 at Eastern Illinois*	L	11-13	4/21 EASTERN ILLINOIS*	W	5-0	4/13 at Eastern Illinois*	W	7-3	3/13 at Morehead State*
4/22 at Eastern Illinois*	L	5-16	4/22 EASTERN ILLINOIS*	W	5-4	4/13 at Eastern Illinois*	L	9-10	3/16 #7 LOUISVILLE
4/23 at Eastern Illinois*	L	9-11	4/25 at Xavier	W	12-8	4/18 JACKSONVILLE STATE*	L	3-18	3/20 TENNESSEE-MARTIN*
4/25 #2 LOUISVILLE	L	4-14	4/27 at Jacksonville State*	W	11-7	4/19 JACKSONVILLE STATE*	L	5-6	3/20 TENNESSEE-MARTIN*
4/28 JACKSONVILLE STATE*	L	1-3	4/28 at Jacksonville State*	L	1-6	4/20 JACKSONVILLE STATE*	W	7-5	3/21 TENNESSEE-MARTIN*
4/29 JACKSONVILLE STATE*	L	4-5	4/29 at Jacksonville State*	W	9-6	4/24 at Cincinnati	L	2-5	3/23 at #9 Tennessee
4/30 JACKSONVILLE STATE*	W	10-7	5/1 at Northern Kentucky	W	12-9	4/26 at Murray State*	L	5-6	3/24 DAYTON
5/2 at Western Kentucky	L	3-14	5/4 MURRAY STATE*	W	7-5	4/27 at Murray State*	L	7-9	3/26 at SIU Edwardsville*
5/5 at MURRAY STATE*	L	11-17	5/6 MURRAY STATE*	L	6-7	4/28 at Murray State*	L	7-8	3/27 at SIU Edwardsville*
5/6 at MURRAY STATE*	L	4-8	5/6 MURRAY STATE*	L	10-11	4/30 vs. Northern Kentucky ³	W	11-8	3/27 at SIU Edwardsville*
5/7 at MURRAY STATE*	W	10-4	5/11 at #19 Tennessee Tech*	L	6-12	5/3 TENNESSEE TECH*	L	8-13	4/2 AUSTIN PEAY*
5/10 TENNESSEE	L	6-7	5/12 at #19 Tennessee Tech*	L	4-5	5/4 TENNESSEE TECH*	W	9-3	4/3 AUSTIN PEAY*
5/12 TENNESSEE TECH	W	12-8	5/13 at #19 Tennessee Tech*	L	5-8	5/5 TENNESSEE TECH*	W	8-2	4/3 AUSTIN PEAY*
5/13 TENNESSEE TECH	L	2-9	5/15 WESTERN CAROLINA	W	10-5	5/10 at Southeast Missouri*	L(12)	2-3	4/6 at #4 Tennessee
5/14 TENNESSEE TECH	L	4-8	5/17 SOUTHEAST MISSOURI*	L	2-7	5/11 at Southeast Missouri*	W	7-5	4/9 at Eastern Illinois*
5/16 at Missouri	L	4-13	5/18 SOUTHEAST MISSOURI*	L	6-7	5/12 at Southeast Missouri*	W	6-3	4/9 at Eastern Illinois*
5/18 at Southeast Missouri*	L	6-14	5/19 SOUTHEAST MISSOURI*	L	9-10	5/14 vs. Western Carolina ⁴	L	6-9	4/10 at Eastern Illinois*
5/19 at Southeast Missouri*	L	4-8	OVC Tournament (Jacksonville, Ala.)			5/16 BELMONT*	L	5-8	4/13 at #2 Vanderbilt
5/20 at Southeast Missouri*	L	3-16	5/23 vs. Morehead State	L	7-12	5/17 BELMONT*	W	3-2	4/16 JACKSONVILLE STATE*
* OVC Game			5/23 vs. Murray State	W	13-6	5/18 BELMONT*	W(10)	3-2	4/17 JACKSONVILLE STATE*
¹ Lexington, Ky.			5/24 vs. Austin Peay	W	5-1	OVC Tournament (Marion, Ill.)			4/17 JACKSONVILLE STATE*
2018 (Edwin Thompson)			5/25 vs. Jacksonville State	W	11-8	5/22 vs. Morehead State	W	4-1	4/20 MOREHEAD STATE
Record: 30-31 (15-15 OVC)			5/26 vs. Morehead State	L	2-5	5/23 vs. Austin Peay	L	7-9	4/23 at Murray State*
2/16 at UNC Wilmington	L	4-5	* OVC Game			5/24 vs. Belmont	W	15-8	4/23 at Murray State*
2/17 vs. Lehigh ¹	L	4-5	¹ - Wilmington, N.C.			5/24 vs. Morehead State	L	3-11	4/24 at Murray State*
2/18 vs. Butler ¹	L	5-6	2019 (Edwin Thompson)			* OVC Game			4/27 at Kentucky
2/20 at #13 Louisville	L	2-4	Record: 32-27 (16-14 OVC)			¹ New Orleans, La.			4/30 TENNESSEE TECH*
2/23 at #15 Virginia	W	7-6	2/15 vs. Grambling ¹	L	4-7	² Dayton, Ohio			5/1 TENNESSEE TECH*
2/24 at #15 Virginia	L	3-12	2/16 vs. Florida A&M ¹	W	11-2	³ Lexington, Ky.			5/1 TENNESSEE TECH*
2/25 at #15 Virginia	L	1-13	2/17 vs. Prairie View A&M ¹	W(7)	11-1	⁴ Mason, Ohio			5/7 at Southeast Missouri*
									5/7 at Southeast Missouri*

5/8	at Southeast Missouri*	L	6-7	5/15	LIPSCOMB*	L(7)	4-7
5/11	BELLARMINE	W	3-2	5/17	at #7 Louisville	L	3-10
5/14	BELMONT*	W	8-1	5/19	at Central Arkansas	L	2-3
5/15	BELMONT*	W	6-4	5/20	at Central Arkansas	W	5-0
5/15	BELMONT*	W	3-2	5/21	at Central Arkansas	W	7-3
5/18	at Western Kentucky	L(14)	3-4	ASUN Tournament (Fort Myers, Fla.)			
5/20	NORTH DAKOTA STATE	W(7)	15-3	5/24	vs. No. 7 North Florida	W	5-3
5/21	NORTH DAKOTA STATE	L	1-8	5/25	vs. No. 8 Jacksonville St.	W	7-4
5/22	NORTH DAKOTA STATE	L	1-6	5/26	vs. No. 5 Jacksonville	W	5-2
*OVC Game				5/27	vs. No. 1 Liberty	L	9-18

*ASUN Conference Game

2022 (Chris Prothro)

Record: 38-20 (20-10 ASUN)

ASUN West Division Co-Champions

2/18	at Mercer	L	1-8
2/19	at Mercer	L	2-13
2/20	at Mercer	L	5-6
2/23	KENTUCKY STATE	W	15-0
2/25	OHIO	W	4-3
2/26	OHIO	W	7-6
2/27	OHIO	L	0-4
3/1	MARSHALL	L	3-8
3/2	DAYTON	W	11-3
3/4	BOWLING GREEN	W	4-1
3/5	BOWLING GREEN	W	12-3
3/5	BOWLING GREEN	W	3-0
3/8	WESTERN KENTUCKY	W	6-4
3/9	at Marshall	W	8-2
3/11	at Austin Peay	W	7-5
3/13	at Austin Peay	L	1-13
3/13	at Austin Peay	W	8-5
3/15	at #2 Tennessee	L	1-7
3/18	at North Alabama*	W	8-6
3/19	at North Alabama*	W	7-4
3/20	at North Alabama*	L	1-10
3/22	NORTHERN KENTUCKY	W	6-2
3/25	BELLARMINE*	W	5-3
3/26	BELLARMINE*	W	2-0
3/27	BELLARMINE*	W	17-13
3/29	at Kentucky	W	6-3
4/1	at Jacksonville State*	W	10-5
4/2	at Jacksonville State*	W	13-1
4/3	at Jacksonville State*	W	10-5
4/8	at Lipscomb*	L	2-7
4/9	at Lipscomb*	L	4-6
4/10	at Lipscomb*	L	3-7
4/14	CENTRAL ARKANSAS*	L	9-13
4/15	CENTRAL ARKANSAS*	L	8-9
4/16	CENTRAL ARKANSAS*	W	8-6
4/19	XAVIER	W(11)	3-2
4/22	NORTH ALABAMA*	W	10-5
4/23	NORTH ALABAMA*	W	15-7
4/24	NORTH ALABAMA*	W	15-8
4/26	MOREHEAD STATE*	W	6-3
4/27	at Northern Kentucky	L	5-16
4/29	at Bellarmine*	L(13)	6-7
4/30	at Bellarmine*	W	17-4
5/1	at Bellarmine*	W(10)	4-3
5/7	JACKSONVILLE STATE*	W	8-3
5/7	JACKSONVILLE STATE*	W	5-3
5/8	JACKSONVILLE STATE*	W	11-10
5/13	LIPSCOMB*	L(11)	3-7
5/14	LIPSCOMB*	W	4-0



-A-	Eastern Michigan	5-6	Maryland Baltimore-County	1-1	Saint Xavier	6-0	
Adrian	1-0	Evansville	10-12-1	Maryland Eastern Shore	7-1	Samford	14-10
Akron	29-18	Erskine	4-4	Maryville (Tenn.)	1-2	Shawnee State	1-0
Alabama	0-1	-F-		Massachusetts	2-3	Shorter College	0-1
Alabama A&M	3-1	Fairfield	0-2	Memphis	0-1	Siena College	4-0
Alabama State	1-2	Fairleigh Dickinson	2-0	Mercer	4-8	State Freshman	1-1
Albion	0-1	Flint Community College	3-0	Methodist	0-1	South Carolina	0-4
Anderson	1-0	Florida A&M	1-0	Miami (Fla.)	1-3	South Dakota State	2-0
Appalachian State	1-1	Fort Knox	3-0	Miami (Ohio)	9-11	Southeast Missouri	37-49
Arizona	0-5	Furman	8-4-1	Michigan State	0-3	Southern Illinois	3-6
Arkansas	0-1	-G-		Middle Tennessee State	23-37	Southern Illinois Edwardsville	20-13
Arkansas State	1-3	Genesee College	5-2	Miligan College	1-0	Stetson	0-3
Army	3-1	George Washington	1-0	Morehead State	122-105-1	Sue Bennet Memorial	0-2
Austin Peay	54-55	Georgetown College	17-8	Mount Vernon Nazarene	1-0	-T-	
-B-		Georgia	0-1	Mississippi	1-3	Tennessee	2-17
Baldwin-Wallace	1-0	Georgia State	8-0	Mississippi State	1-3	Tennessee-Chattanooga	1-0
Ball State	5-4	Georgia Southern	4-19	Missouri	1-3	Tennessee-Martin	56-20
Bellarmine	19-6-1	Georgia Tech	1-11	Missouri Baptist	1-0	Tennessee State	12-2
Belmont	15-18	Grambling	0-1	Murray State	64-61	Tennessee State	12-2
Berea	27-4	-H-		-N-		Tennessee Tech	79-74-1
Bethune-Cookman	1-0	Hanover	1-1	Nebraska	1-0	Thomas Moore	1-0
Birmingham-Southern	1-3	Hartford	0-1	Norfolk State	3-0	Transylvania	17-3
Boston College	0-2	High Point	0-3	North Alabama	5-1	Toledo	2-4
Bowling Green	11-24	Hillsdale	3-2	North Carolina	0-3	Tulane	0-1
Bradley	1-0	-I-		North Carolina A&T	1-0	-U-	
Bucknell	3-1-1	Illinois	0-2	North Carolina State	1-1	UAB	3-1
Butler	0-1	Illinois State	0-4	North Carolina-Wesleyan	0-2	UNC-Ashville	10-0
-C-		Indiana	7-5	North Dakota State	1-2	UNC-Greensboro	2-5
Campbellsville	10-1	Indiana State	2-11	North Florida	1-0	UNC-Wilmington	1-9
Campbell	0-1	Iowa	0-1	Northwestern	2-0	Union College	2-6
Carson-Newman	4-7	IPFW	5-2	Northern Illinois	8-2	USC Upstate	0-3
Clemson	0-2	Ithaca	2-0	Northern Iowa	2-1	-V-	
Cedarville	1-0	IUPUI	1-0	Northern Kentucky	21-14-1	Valdosta	0-3
Central Arkansas	3-3	-J-		-O-		Vanderbilt	2-1
Central Florida	0-2	James Madison	1-1	Oakland (Mich.)	10-1	Vermont	4-1
Central Michigan	1-2	Jacksonville	1-5	Oglethorpe	1-1	Virginia	1-2
Centre College	24-6	Jacksonville State	26-33	Ohio	10-5	Virginia Commonwealth	1-0
(University) Charleston	1-0	-K-		Ohio Northern	2-0	-W-	
Charleston Southern	1-3	Kent State	1-1	Ohio State	4-6	Wagner	0-1
Chicago State	5-1	Kentucky	21-45-1	Oklahoma	0-1	Wake Forest	1-1
Cincinnati	25-26	Kentucky State	21-9	Oral Roberts	0-1	Wayne	1-0
Colgate	1-0	Kentucky Wesleyan	5-5	Otterbein	1-1	West Virginia	3-8
Connecticut	0-2	-L-		-P-		Western Carolina	9-18
Coppin State	3-0	Lehigh	1-1	Penn State	2-1	Western Kentucky	38-50-3
Cornell	0-1	Liberty	1-2	Pepperdine	0-3	Western Michigan	0-1
Cumberlands	23-13	Lincoln Memorial	9-6	Pittsburgh	2-0	William and Mary	2-0
-D-		Lipscomb	3-8	Pittsburgh-Johnstown	2-0	William Paterson	1-1
Dartmouth	0-0-1	Long Island	2-0	Prairie View A&M	1-0	Wilmington	1-0
Davidson	0-1	Louisiana State	1-2	Presbyterian	6-2	Winthrop	3-3
Dayton	14-8-1	Louisville	34-58	Portland State	0-1	Wingate	2-0
Delaware	1-1	Loyola-Marymount	0-1	Purdue	1-1	Wisconsin-Milwaukee	3-0
Dension	1-0	-M-		-R-		Wittenburg	1-3
Detroit	9-2	Malone College	1-0	Rhode Island	0-1	Wofford	4-1
Detroit Mercy	4-2	Marshall	39-25	Rollins	1-1	Wright State	13-20
Duquesne	1-0	Maryland	3-1	-S-		-X-	
-E-		-N-		Saint Bonaventure	1-0	Xavier	31-31
East Carolina	0-2	Nebraska	1-0	St. Francis	1-0	-Y-	
East Tennessee State	51-34-1	Norfolk State	3-0	Saint Joseph (Ind.)	0-1	Youngstown State	33-6
Eastern Illinois	41-37	North Alabama	5-1				

All-Century Team

The Eastern Kentucky University Department of Athletics unveiled its All-Century Baseball Team in a special ceremony at the annual Diamond Legacy Dinner on on Feb. 5, 2011 in the Keen Johnson Ballroom. Twenty-one of the 29 players and coaches on the team were able to attend the event, while two others were represented by family.

Infielders



*** Frank Borgia (1966-68)

Borgia started at shortstop for Eastern for three seasons and was selected first-team All-OVC twice. He batted .475 in 1968 which still stands as the modern record at Eastern for highest single season batting average. He finished sixth in the nation in batting in 1968 and stole 18 bases in 19 attempts as a freshman in 1966.



*** Jimmy Cain (1967-69)

Cain was a two-year All-OVC third baseman for the Colonels who batted .395 and .400 in those two seasons. His junior year, he finished second in the nation in home runs and runs batted in per game while being named the team's Most Valuable Player. He was also a member of the 1967 OVC championship squad.




*** Lee Chapman (1997-2000)

Chapman started four years for the Colonels at first base and received All-OVC recognition his junior and senior seasons. Still the holder of five Eastern school records, he hit 52 career home runs and knocked in 210 runs at EKU, while stealing 47 bases and collecting a .329 batting average.



*** Clay Elswick (1983-86)

Elswick was a four-year letterman and three-year starter for the Colonels at first base from 1983-86. His senior year, he posted totals of 20 home runs, 82 RBI, a .426 batting average and was selected OVC Player of the Year in leading the Colonels to a third straight NCAA Tournament appearance.



*** Frank Kremblas (1986-89)

Kremblas was a two-time All-OVC performer that played both second base and catcher during his days at Eastern. He batted .381 as a junior with seven home runs, 43 RBI and 21 stolen bases, and he was a 23rd round draft choice of the Cincinnati Reds.



*** Jayson Langfels (2008-10)

Langfels started at third base all three years he played for Eastern and was a first team All-OVC choice the past two years. EKU's all-time leader in triples with 18, he turned in a fantastic 2009 season when he hit .441 with six triples, 12 home runs and 72 RBI. He finished his EKU career with 203 hits, 32 home runs, 161 runs batted in and a .364 batting average. He was drafted by the Colorado Rockies.

*** Arnold Nyulassy (1965-68)

Nyulassy was a three-time All-OVC first baseman who hit .378 as a junior in 1967 and was part of an Eastern infield that turned 38 double plays in 29 games.



Twenty-one of the 29 players and coaches on the All-Century Team gathered at the Keen Johnson Ballroom on Feb. 5, 2011



*** Neil Sellers (2001-04)

Sellers was a three-time All-OVC third baseman and is listed in the EKU record books for RBI, hits, at bats, doubles and home runs. His career totals at Eastern include 41 home runs, 62 doubles, 279 hits and 214 runs batted in while compiling a four-year batting average of .353. Drafted by the Houston Astros, he is now a member of the Florida Marlins' organization.



*** Jason Sharp (1997-2000)

Sharp was a four-year starter for EKU and received all-conference notice from the OVC in 1998 and 1999. He played both shortstop and third base in his career for the Colonels and had career totals of 32 home runs, 145 runs batted in and a .337 batting average.

Outfielders



*** Josh Anderson (2001-03)

Anderson was the OVC Player of the Year in 2003 and Eastern's first-ever, first-team Louisville Slugger All-American choice after leading the nation in stolen bases with 57 and batting a national third-best .447 his junior year. He was a fourth round draft selection of the Houston Astros and has played for four major league teams. Anderson is also an EKU Athletics Hall of Fame member.



*** Joe Banko (1989-90)

Banko was a two-time All-OVC player for the Colonels and was a member of the 1989 OVC champion and NCAA Tournament Eastern squad that won 39 games. An All-South Region performer, his two-year career statistics showed him with a .341 batting average, 17 home runs and 89 runs batted in while stealing 64 bases.



*** Brandon Berger (1994-96)

Berger was drafted after his junior season at Eastern in the 14th round by the Kansas City Royals. He received all-conference recognition his last two seasons at Eastern and batted .301 with eight home runs and 38 runs batted in his final year as a Colonel.




*** Earle Combs (1920)

Combs is the most decorated of anyone selected to the team as he was inducted into the Major League Baseball Hall of Fame in 1970. The highlight of his Eastern experience came in 1920 when he batted .596 and hit at least one home run in all 12 games the Maroons played. He later batted leadoff and played center field for the 1927 Murderer's Row Yankees' team.



***** Robert Moore (1985-87)**

A three-time first team All-OVC selection, Moore posted career numbers of 54 doubles, 11 triples, a .386 batting average and 67 stolen bases. As a junior in 1987, he had 12 consecutive hits, one short of the NCAA record and was named OVC Player of the Year. He was a 16th round draft choice of the Kansas City Royals.



***** Sean Murray (1998-99)**

Murray was a two-year All-OVC pick. In his two seasons with the Colonels, he had career totals of 29 home runs, 109 runs batted in and a .377 batting average after hitting a team-leading .402 as a junior and making the All-OVC Tournament team.



***** Ron Pinsenschaum (1964-67)**

A three-time All-OVC player in the Eastern outfield, Pinsenschaum was inducted into the ECU Athletics Hall of Fame posthumously last October. He was a member of two OVC championship teams and as a sophomore in 1965 reached base an amazing 68 times in 99 plate appearances.

Pitchers



***** Jeff Cruse (1984-87)**

A two-year All-OVC pitcher who was also a member of three NCAA Tournament teams at Eastern, Cruse still holds ECU's career record for victories with 30 against just six losses and recorded 208 strikeouts in 278 innings. He also owns ECU's career mark for complete games with 20 and collected a fantastic 10-1 record as a junior. He was signed by the Kansas City Royals after his senior year.

***** Steve Engel (1981-83)**

A two-time all-conference pitcher for the Colonels, Engel finished fifth in the nation in strikeouts per nine innings with his 11.1 strikeouts average per game as a sophomore. The third highest major league draft choice in Colonel baseball history, the left-hander was drafted following his junior season in the fifth round by the Chicago Cubs, pitching for the National League team at Wrigley Field in 1985.

***** Don Feltner (1952-55)**

Feltner pitched four seasons for ECU and compiled a 21-3 record on the mound. He was a member of Eastern's 1954 OVC championship team and his career included four shutouts and a 1.92 earned run average. The right-hander also threw one of six no-hitters in Colonel baseball history and was recently inducted into the ECU Athletics Hall of Fame.

***** Christian Friedrich (2006-08)**

Friedrich was OVC Rookie of the Year in 2006 and OVC Pitcher of the Year in 2008 while being selected first team all-conference for three seasons. The first team All-American posted gaudy three-year career stats of a 1.84 ERA, 327 strikeouts, an opponents' batting average of .174 and 20 victories. He was a first round draft pick of the Colorado Rockies in 2008.

***** Dave Quick (1960-63)**

Quick was a two-time All-OVC pitcher for Eastern and was the OVC Player of the Year in 1963 when he posted a 1.38 ERA. A member of two OVC championship teams, one of the lefty's top outings in 1963 was a 12-inning, 2-0 masterpiece over Morehead State where he struck out 19 batters.



***** Randy White (1986-89)**

White was a two-time All-OVC player and the OVC Player of the Year in 1989 when he posted a 10-3 record with a 3.01 earned run average. In his four years at Eastern, the right-hander won 27 games, lost only 11, posted a 3.59 ERA and was a member of three OVC championship squads.

Catchers



***** Blake Barthol (1992-95)**

Barthol was a four-year starter for the Colonels and received All-OVC recognition his junior and senior years. Chosen in the 21st round of the 1995 Major League Draft by the Colorado Rockies, he batted .330 his senior year with six home runs and 46 runs batted in.



***** Brad Brian (1982-86)**


Brian was a three-year starter at catcher for the Colonels where he hit .356 with nine home runs and 42 runs batted in as a senior when he was named first-team all-conference. A career .337 hitter at ECU, he was drafted following his senior year in the 30th round by the Montreal Expos.



***** Roger Roberts (1969-72)**

Roberts was a two-time All-OVC performer and three-year starter at catcher who led the Colonels with 33 runs batted in in 1972.

Utility Players



***** Brett Bolger (2003-06)**

Bolger started four years for the Colonels and received all-conference notice three of those seasons. The pre-season OVC Player of the Year in 2006 by Collegiate Baseball magazine, he posted career totals at Eastern of 262 hits, 160 runs scored, 59 stolen bases and a batting average of .359, highlighted by his junior year when he led the conference in hitting with a .398 average.



***** Ron Pezzoni (1987-89)**

Pezzoni was a three-year all-conference performer for the Colonels and was one of the hitting stars for the 1989 NCAA Regional playoff team. He posted three-year career numbers of a .398 batting average and 91 stolen bases, which still stand as the second highest number of steals in school history.

Coaches



***** Charles "Turkey" Hughes (1941-71)**

Hughes served as head coach of the baseball program for 31 years. During that time span, he led ECU to 10 OVC championships and was voted OVC Coach of the Year in 1967. He is a member of the ECU, the OVC and the Kentucky Athletic Halls of Fame and coached five different sports at Eastern in his 43-year tenure with the ECU Athletics Department. The field the Colonels play on today is named in his honor.



***** Jim Ward (1980-2001)**

Ward served as head coach at Eastern from 1980-2001 and won 628 games, five regular season OVC titles and sent four Eastern teams to the NCAA Tournament. A member of the OVC and ECU Halls of Fame, he was five-time OVC Coach of the Year, coached five OVC Players of the Year and 64 All-OVC players. He finished his collegiate coaching career with 939 victories.