



MOST EXCITING 40 MINUTES IN SPORTS

RUN IT BACK.

Al. H.
x
eastern_kentucky_university
● 37.7374° N, 84.3012° W
#gobigs



EKU

2023-24 YEARBOOK

2023-24 Men's Basketball Schedule

| <u>Date</u> | | <u>Opponent</u> | <u>Location</u> | <u>Time</u> |
|----------------|---------------|--|----------------------|----------------|
| Oct. 30 | (Mon) | at Georgia (Charity Exhibition Game) | Athens, Ga. | 6:30 p.m. |
| Nov. 7 | (Tue) | West Virginia Tech | Richmond, Ky. | 7 p.m. |
| Nov. 10 | (Fri) | Wilberforce University | Richmond, Ky. | 7 p.m. |
| Nov. 17 | (Fri) | Tennessee-Martin | Richmond, Ky. | 7 p.m. |
| Nov. 19 | (Sun) | Tennessee-Martin vs. Prairie View A&M | Richmond, Ky. | 1 p.m. |
| Nov. 21 | (Tue) | Prairie View A&M | Richmond, Ky. | 12 p.m. |
| Nov. 27 | (Mon) | Troy | Richmond, Ky. | 7 p.m. |
| Dec. 3 | (Sun) | at Western Kentucky | Bowling Green, Ky. | 5 p.m. |
| Dec. 7 | (Thur) | at North Carolina-Greensboro | Greensboro, N.C. | 7 p.m. |
| Dec. 10 | (Sun) | Bethany College | Richmond, Ky. | 4 p.m. |
| Dec. 13 | (Wed) | at Louisiana | Lafayette, La. | 8:30 p.m. |
| Dec. 17 | (Sun) | Northern Kentucky | Richmond, Ky. | 4 p.m. |
| Dec. 21 | (Thur) | at Troy | Troy, Ala. | 7 p.m. |
| Dec. 23 | (Sat) | at Alabama | Tuscaloosa, Ala. | 4 p.m. |
| Dec. 29 | (Fri) | at Purdue | West Lafayette, Ind. | 5 or 7 pm |
| Jan. 4 | (Thur) | Lipscomb* | Richmond, Ky. | 7 p.m. |
| Jan. 6 | (Sat) | Austin Peay* | Richmond, Ky. | 7 p.m. |
| Jan. 11 | (Thur) | at Central Arkansas* | Conway, Ark. | 8:30 p.m. |
| Jan. 13 | (Sat) | at North Alabama* | Florence, Ala. | 8:15 p.m. |
| Jan. 20 | (Sat) | Bellarmino* | Richmond, Ky. | 7 p.m. |
| Jan. 25 | (Thur) | Jacksonville* | Richmond, Ky. | 7 p.m. |
| Jan. 27 | (Sat) | North Florida* | Richmond, Ky. | 4 p.m. |
| Feb. 1 | (Thur) | at Queens* | Charlotte, N.C. | 8 p.m. |
| Feb. 3 | (Sat) | at Kennesaw State* | Kennesaw, Ga. | 5 p.m. |
| Feb. 7 | (Wed) | Florida Gulf Coast* | Richmond, Ky. | 9 p.m. |
| Feb. 10 | (Sat) | at Stetson* | DeLand, Fla. | 4:45 p.m. |
| Feb. 14 | (Wed) | Chicago State | Richmond, Ky. | 7 p.m. |
| Feb. 17 | (Sat) | at Bellarmine* | Louisville, Ky. | 7 p.m. |
| Feb. 22 | (Thur) | North Alabama* | Richmond, Ky. | 7 p.m. |
| Feb. 24 | (Sat) | Central Arkansas* | Richmond, Ky. | 1 p.m. |
| Feb. 28 | (Wed) | at Austin Peay* | Clarksville, Tenn. | 8 p.m. |
| March 1 | (Fri) | at Lipscomb* | Nashville, Tenn. | 8 p.m. |
| March 4 | (Mon) | ASUN Conference Tournament - First Round | TBD | TBA |
| March 5 | (Tue) | ASUN Conference Tournament - Quarterfinals | TBD | TBA |
| March 7 | (Thur) | ASUN Conference Tournament - Semifinals | TBD | TBA |
| March 10 | (Sun) | ASUN Conference Tournament - Finals | TBD | TBA |

Home Games In **Bold**

* Denotes ASUN Conference Game

Times given are Eastern Time and subject to change



Table Of Contents

Quick Facts 1

2023-24 EKU MEN'S BASKETBALL

2023-24 Schedule IFC
 2023-24 Colonel Roster 2
 Head Coach A.W. Hamilton 5-6
 Assistant Coaches/Staff 7-11
 Player Bios 12-17
 Individual Career Stats 18-23

2022-23 SEASON REVIEW

Individual Statistics 24
 Results / Team Statistics 24
 Conference Only Individual Statistics 25
 Conference Only Results/Team Statistics 25

MEN'S BASKETBALL PROGRAM HISTORY

EKU Basketball History 26-30
 Postseason History 27-30
 The Record Book 32-34
 ASUN Tournament History 35
 ASUN Only Team Season Records 36-37
 ASUN Only Team Game Records 38-39
 ASUN Only Individual Season Records 40
 ASUN Only Individual Game Records 41
 ASUN Tournament Single Game Team Records 42
 ASUN Tournament Team Records 43
 ASUN Tournament Individual Game Records 44
 ASUN Tournament Individual Records 45
 All-Time Colonel Honors 46-47
 100 Years of Basketball 48
 EKU Athletics Hall of Fame 49
 All-Time Roster 50-54
 Coaching History 56
 Record Versus All Opponents 57-61
 Year-By-Year Results 62-82
 Alumni Coliseum - Baptist Health Arena 84

2023-24 Quick Facts

GENERAL INFORMATION

Location Richmond, Ky.
 Founded/Enrollment 1906/14,324
 Nickname (Colors) Colonels (Maroon and White)
 Affiliation NCAA Division I
 Conference Atlantic Sun Conference
 Arena (Capacity) Baptist Health Arena (6,500)
 President Dr. David McFadden
 Director of Athletics Matt Roan
 Senior Woman Administrator Rachel Park

PROGRAM INFORMATION

First Year 1909-10
 All-Time Record 1,342 - 1,235
 All-Time Regular Season OVC Record 555 - 532
 All-Time Regular Season ASUN Record 17-17
 NCAA Tournament Appearances 8
 (1953, 1959, 1965, 1972, 1979, 2005, 2007, 2014)
 NCAA Tournament Record 0-8
 NIT Appearances 0
 College Basketball Invitational (CBI) 2 (2010, 2023)
 OVC Regular Season Championships 6
 (1952-53, 1958-59, 1960-61, 1964-65, 1971-72, 1978-79)
 OVC Tournament Championships 6

COACHING STAFF

Head Coach A.W. Hamilton
 Alma Mater Marshall, 2005
 Record at EKU & Career (Years) 87-74 (5)
Assistant Coach Mike Allen (Sixth Season)
 Alma Mater Ohio, 2009
Assistant Coach Steve Lepore (Sixth Season)
 Alma Mater Wake Forest, 2003
Assistant Coach Ambrose Mosley (First Season)
 Alma Mater Old Dominion, 2016
Director of Operations Mason Cooper (Second Season)
Athletics Trainer Jeff Carrico (Fourth Season)

TEAM INFORMATION

2022-23 Record 23-14
 ASUN Conference 12-6
 Home 14-2
 Away 5-10
 Neutral 4-2
 2022-23 Conference Finish t-3rd of 14 teams
 2022-23 Postseason CBI Finals
 Starters Returning/Lost 4/1
 Players Returning/Lost 12/3
 Newcomers 4

NUMERICAL ROSTER

| <u>No.</u> | <u>Name</u> | <u>Pos.</u> | <u>Ht.</u> | <u>Wt.</u> | <u>Cl.</u> | <u>Hometown (Previous School)</u> |
|------------|-------------------|-------------|------------|------------|------------|---|
| 0 | Turner Buttry | G | 5-11 | 165 | So. | Bowling Green, Ky. (Bowling Green HS) |
| 1 | Tayshawn Comer | G | 6-1 | 190 | So. | Indianapolis, Ind. (Cathedral HS) |
| 2 | Leland Walker | G | 6-1 | 185 | So. | Indianapolis, Ind. (Hargrave Military Academy) |
| 3 | Dashawn Jackson | G | 6-3 | 196 | Jr. | Lexington, Ky. (Frederick Douglass HS) |
| 4 | Collin Cooper | G | 6-2 | 190 | Sr. | Fayetteville, Ark. (University of Central Arkansas) |
| 10 | Devontae Blanton | W | 6-6 | 214 | Sr. | Macedonia, Ohio (St. Edward HS) |
| 11 | Jackson Holt | G | 6-4 | 185 | So. | Cincinnati, Ohio (Moravian Prep) |
| 12 | Robby Todd | F | 6-7 | 220 | Fr. | Richmond, Ky. (Madison Central HS) |
| 13 | Montavious Myrick | F | 6-8 | 215 | Jr. | Atlanta, Ga. (Southern Union State CC) |
| 14 | John Ukomadu | F | 6-7 | 195 | Sr. | Southfield, Mich. (Macomb Community College) |
| 21 | David Onanina | C | 6-8 | 230 | R-Fr. | Yaoundé, Cameroon (Bishop O'Connell HS) |
| 22 | Pierce Thomas | G/F | 6-5 | 210 | R-So. | Brownsburg, Ind. (Butler University) |
| 24 | Michael Moreno | F | 6-7 | 225 | Sr. | Georgetown, Ky. (Scott County HS) |
| 25 | Bryson Perry | G | 5-9 | 158 | R-So. | Richmond, Ky. (Mount St. Joseph University) |
| 30 | Jax Allen | G | 6-3 | 195 | Fr. | Edmonton, Ky. (Metcalf County HS) |
| 50 | Isaiah Cozart | F | 6-7 | 240 | Sr. | Richmond, Ky. (Western Kentucky University) |

ALPHABETICAL ROSTER

| <u>No.</u> | <u>Name</u> | <u>Pos.</u> | <u>Ht.</u> | <u>Wt.</u> | <u>Cl.</u> | <u>Hometown (Previous School)</u> |
|------------|-------------------|-------------|------------|------------|------------|---|
| 30 | Jax Allen | G | 6-3 | 195 | Fr. | Edmonton, Ky. (Metcalf County HS) |
| 10 | Devontae Blanton | W | 6-6 | 214 | Sr. | Macedonia, Ohio (St. Edward HS) |
| 0 | Turner Buttry | G | 5-11 | 165 | So. | Bowling Green, Ky. (Bowling Green HS) |
| 1 | Tayshawn Comer | G | 6-1 | 190 | So. | Indianapolis, Ind. (Cathedral HS) |
| 4 | Collin Cooper | G | 6-2 | 190 | Sr. | Fayetteville, Ark. (University of Central Arkansas) |
| 50 | Isaiah Cozart | F | 6-7 | 240 | Sr. | Richmond, Ky. (Western Kentucky University) |
| 11 | Jackson Holt | G | 6-4 | 185 | So. | Cincinnati, Ohio (Moravian Prep) |
| 3 | Dashawn Jackson | G | 6-3 | 196 | Jr. | Lexington, Ky. (Frederick Douglass HS) |
| 24 | Michael Moreno | F | 6-7 | 225 | Sr. | Georgetown, Ky. (Scott County HS) |
| 13 | Montavious Myrick | F | 6-8 | 215 | Jr. | Atlanta, Ga. (Southern Union State CC) |
| 21 | David Onanina | C | 6-8 | 230 | R-Fr. | Yaoundé, Cameroon (Bishop O'Connell HS) |
| 25 | Bryson Perry | G | 5-9 | 158 | R-So. | Richmond, Ky. (Mount St. Joseph University) |
| 22 | Pierce Thomas | G/F | 6-5 | 210 | R-So. | Brownsburg, Ind. (Butler University) |
| 12 | Robby Todd | F | 6-7 | 220 | Fr. | Richmond, Ky. (Madison Central HS) |
| 14 | John Ukomadu | F | 6-7 | 195 | Sr. | Southfield, Mich. (Macomb Community College) |
| 2 | Leland Walker | G | 6-1 | 185 | So. | Indianapolis, Ind. (Hargrave Military Academy) |

Head Coach: A.W. Hamilton (Marshall, 2005), Sixth Season

Assistant Coach: Mike Allen (Ohio, 2009), Sixth Season

Assistant Coach: Steve Lepore (Wake Forest, 2003), Sixth Season

Assistant Coach: Ambrose Mosley (Old Dominion, 2016), First Season

Director of Operations: Mason Cooper (Eastern Kentucky University, 2020), Second Season



AN EKU TRADITION SINCE 1981

LOCATIONS

Downtown Richmond | 228 South Second Street | (859) 623-0330

Little Sack | 3325 Colonel Road | (859) 575-4270

Berea | 215 Adams Street | (859) 756-6036

Lexington | 1451 Leestown Road | (859) 523-2992

AND SOON TO BE OPEN IN CORBIN AT 203 S. MAIN STREET

Over 60 beers available on draft or in bottles or cans at the Richmond, Berea and Lexington locations

Order online at www.ApolloPizzaMenu.com



A PROUD PARTNER OF Eastern Kentucky University



**YOUR SOURCE FOR ALL
YOUR TEAM NEEDS.**

GAME EQUIPMENT, APPAREL, PLAYER GEAR AND MORE.

BSNSPORTS.com

**• A.W. Hamilton****Title:** Head Coach**Year at EKU:** Sixth Season**Alma Mater:** Marshall, 2005

A.W. Hamilton has taken Colonel basketball to heights very few coaches who came before him have reached. In many cases he has accomplished what no EKU men's basketball head coach has ever done.

In his first five seasons as head coach, the Colonels broke 49 program records. In 2022-23, Hamilton led the team to 23 wins, the third most in one season in program history. In 2020-21, EKU won 22 games, tied for the fourth-most in program history. That means Hamilton has coached two of the five winningest teams ever. He is one of only three coaches in program history to lead the Colonels to multiple 20-win seasons. Hamilton is the only EKU coach to lead his team to 12 or more conference wins in a season three different times.

In 2022-23, Hamilton led the Colonels to the championship game of the College Basketball Invitational (CBI). It was the program's first national postseason tournament title game ever and the first time in 78 years that an EKU team won three games in a national tournament.

In the past four seasons, the Colonels have won 20 or more games twice, received two national postseason tournament invitations and advanced to the conference tournament semifinals three times.

Despite being picked to finish 10th in the ASUN Conference in 2022-23, the Colonels placed third. EKU led all NCAA Division I teams in Kentucky in wins. The squad broke 19 program records, including points in a season, blocks in a season, field goals in a season and games played. Hamilton was a finalist for the 2023 Skip Prosser Man of the Year Award which honors coaches who not only achieve success on the basketball court but who display moral integrity off it as well.

In May of 2023, Eastern Kentucky University secured Hamilton's place as leader of the program with a contract extension through the 2026-27 season.

"I was pleased to make the announcement of the continued partnership and commitment between EKU and Coach Hamilton," Vice President and Director of Athletics Matt Roan said. "The success he has fostered — combined with his love and passion for EKU basketball and the ability to connect with our campus community, the Richmond and Madison County communities, people throughout the state, and especially our student-athletes — has helped create unprecedented excitement around Colonel basketball. We are fired up to compete for championships with Coach Hamilton leading our program."

The success of his teams on the court is the result of unprecedented success in recruiting that Hamilton and his staff have brought to EKU. The 2022 recruiting class, the highest ranked EKU class ever, was ranked as high as 65th in the nation by 247Sports — higher than such programs as Kansas State, Pittsburgh, national champion Connecticut, Georgia and Oklahoma State. The class included the program's first-ever ESPN four-star freshman recruit, a former four-star high school prospect, a three-star freshman point guard, a former three-star high school forward, a three-star freshman center, a junior college All-American and Kentucky's Mr. Basketball, the first to come to EKU as a freshman since 1980.

With his strong recruiting skills, Hamilton filled two open scholarship spots for the class of 2023 with a former ESPN four-star recruit, and a Division I transfer with 119 three-pointers the last two seasons.

"I am beyond thankful for Eastern Kentucky University, Board Chair Michael Eaves, the entire Board of Regents, Athletics Director Matt Roan and President Dr. David McFaddin," said Hamilton. "It is an honor to represent the best university in the country as its men's basketball coach. The staff and players we've had the last five years have made a major impact in my life, and helped us make incredible strides with the program. I could write a book on how invested, supportive and loving our fans have been with us, game in and game out, over the last five years. Leading the conference in attendance for the first time in school history is a great example of that. My wife Chelsea and our kids are so invested in Madison County and thankful to be here for years to come."

Hamilton's brand of basketball — "The Most Exciting 40 Minutes in Sports" — has

resonated with Colonel fans. A new record for season tickets was set in 2021-22 and again in 2022-23. The crowd of 6,303 for the game against Western Kentucky on Nov. 10, 2022 was the largest in more than 20 seasons. EKU led the ASUN in average home attendance with 3,533 fans per game at Baptist Health Arena, the first time a Colonel team has ever led its conference in attendance.

As part of "The Most Exciting 40 Minutes In Sports", in each of the past three seasons Hamilton's teams have led the conference in scoring. EKU was the eighth highest scoring team in the nation in 2020-21, averaging more than 80 points per game, the 16th highest scoring team in 2021-22 and 30th in 2022-23.

In each of Hamilton's five seasons as head coach the Colonels have led the conference in steals and turnovers forced, ranking among the top-10 in the nation four of the last five years. In addition to scoring, steals and turnovers forced, EKU has consistently been among the conference and national leaders in assists and 3-pointers as well.

Hamilton reached a special milestone during the 2021-22 season. EKU's win over North Alabama on Feb. 16, 2022, was Hamilton's 300th victory as a head coach. The Colonels broke program records that season for 3-pointers in a game (25), 3-pointers attempted in a game (51), 3-pointers made (363) and attempted (1,029) in a season, and 3-point field goals in a road game (18). EKU ranked second in the country in turnover margin (+5.84), third in 3-pointers per game (11.71), fourth in steals per game (10.19), seventh in turnovers forced (17.42) and 19th in offensive rebounds (12.58). The team led the ASUN in all those categories as well.

In 2020-21 Hamilton was a finalist for the Hugh Durham National Coach of the Year Award after leading the Colonels to a 22-7 mark and winning the most conference games in program history (15). The team ranked as high as No. 12 in the College Insider Mid-Major Top 25 and concluded that season ranked 25th.

Those 22 wins are tied for the fourth-most in program history. The .759 winning percentage in 2020-21 was the best by a Colonel team since 1964-65, and was the highest winning percentage by any NCAA Division I team in the Commonwealth of Kentucky that season. The squad began the 2020-21 campaign with a 14-2 mark, the best start for an EKU team in 74 years. The Colonels also led the nations in steals (10.3 per game).

During the 2019-20 and 2020-21 seasons, the Colonels won 27 conference games combined which is the most-ever for the program during a two-year period.

Following a 6-12 conference record in his first season, Hamilton reversed those numbers to the tune of a 12-6 league mark in 2019-20. He was chosen as the conference and NABC District Coach of the Year. It was the first time since 1987 and EKU coach was chosen as the conference coach of the year. In addition to leading the country in steals, the Colonels ranked second in turnovers forced per game, second in turnover margin, second in tempo/pace and eighth in scoring.

Players have excelled under Hamilton's guidance. Nick Mayo had the best season of his decorated career in 2018-19, ranking 10th in the country in scoring and becoming the first Colonel since 2002 to drop 40 points in a game. Wendell Green Jr. broke the single game assist record, the freshman record for assists in a season and was selected to the Freshman All-America Team in 2020-21. Michael Moreno has climbed to third in program history in 3-pointers made, 10th in rebounds and 15th in scoring. He set single game program records for 3-pointers (11) and 3-point attempts (22) in 2022-23. Devontae Blanton capped the 2022-23 season by earning first team All-ASUN honors, first team NABC All-District recognition, and ASUN and CBI All-Tournament distinction.

In his first five seasons as head coach, Hamilton has tutored six all-conference selections, three all-freshman/newcomer honorees and two conference all-tournament picks.

The Georgetown, Kentucky native was hired as Eastern Kentucky University's 21st men's basketball head coach on March 23, 2018. In his first season at the helm, Hamilton brought "The Most Exciting 40 Minutes in Sports" to Richmond. The Colonels played an up-tempo style of basketball, ranking 13th in the country in scoring at 82.6 points per game. On Dec. 29, 2018, EKU shattered the program's single-game scoring record with 145 points in a win over Brescia University. In the process, the Colonels broke the conference record for points in a half with 87.

"There isn't a better place to be the head coach than at Eastern Kentucky University," Hamilton said. "The opportunity to come home and coach at a place like this is one that I cannot truly put into words."

A former prep star at Scott County High School, Hamilton spent the 2017-18

season as an assistant coach under Kevin Keatts at North Carolina State University. He helped lead the Wolfpack to the NCAA Tournament with a 21-12 record, including wins over No. 2 Arizona, No. 2 Duke and No. 10 North Carolina.

Before joining Keatts in Raleigh, Hamilton was the head coach of one of the top prep basketball programs in the country, Hargrave Military Academy, from 2011 to 2017. Hargrave reached unprecedented levels of success during Hamilton's six-year tenure, compiling a record of 237-22, averaging 40 wins per season and winning the 2016 National Prep Championship.

Hamilton's Hargrave teams posted eye-popping numbers, setting the school record for wins in a season (47 / 2016) and points scored in a single game (163 / 2017). His 2015-16 squad averaged 114 points per game. Across the 2015-16 and 2016-17 seasons, the Tigers won 45 straight games and went 364 days between losses. Hamilton was named the National Prep Coach of the Year in 2012 and 2016.

Before being named head coach at Hargrave, Hamilton was an assistant under Keatts at the school from 2006 to 2011. During Hamilton's 11 years with the program, Hargrave produced 113 NCAA Division I players, one McDonald's All-American, one Parade All-American and nine NBA players. On Sept. 21, 2017, Hamilton was inducted into the Hargrave Military Academy Basketball Hall of Fame.

Hamilton starred at Scott County High School in the late 1990s, leading the Cardinals to a state championship in 1998 and a state runner-up finish in 1999. He was named first team all-state and played in the prestigious Kentucky-Indiana All-Star Game following his senior season. On Sept. 4, 2015, Hamilton was inducted into the Scott County High School Athletic Hall of Fame.

Hamilton was the starting point guard for Keatts at Hargrave Military Academy during the 1999-2000 season, leading the Tigers to a 23-3 record and a No. 2 national ranking. While at Hargrave, Hamilton signed a full scholarship to play basketball at Wake Forest University.

After a year and a half at Wake Forest, Hamilton transferred to Marshall University. He was a three-year captain for the Thundering Herd (2002-05), and he led the team in assists, steals and minutes played all three seasons he was there. Hamilton ranks in the top 10 in school history in assists and in the top 20 in steals. Following his playing days in Huntington, Hamilton served as Marshall's graduate assistant for one season (2005-06).

Hamilton earned a bachelor's of science in communications from Marshall in 2005.

What Others are Saying About A.W. Hamilton ...

"A.W. Hamilton is an outstanding hire by EKU. His track record in prep school and path to becoming a head coach is identical to current N.C. State Head Coach Kevin Keatts."

– **Adam Finkelstein, Scout/Recruiting Analyst, ESPN**

"I have never had a better leader in all my years of coaching than A.W. Hamilton. He's an excellent coach and teacher of the game of basketball."

– **Billy Hicks, Former Head Coach, Scott County High School**

"A.W. Hamilton is one of the elite recruiters and young coaches in the country. His connections with AAU programs have boosted his ability to land marquee recruits at Hargrave, along with N.C. State. Eastern Kentucky will flourish under Coach Hamilton's leadership."

– **Evan Daniels, Former 247Sports National Recruiting Director**

"A.W. Hamilton is a man of high character, strong family values, and integrity. His coaching success at Hargrave wasn't just measured by wins on the court. It directly tied to helping our young men understand that character, responsibility, and leadership are the key components to becoming winners in life. I've never witnessed a faster or more exciting brand of basketball than A.W.'s."

– **Brigadier General Doyle D. "Don" Broome, Jr. (U.S. Army Ret.), Former Hargrave Military Academy President**

"A.W. Hamilton is the definition of consistency and effort. He understands the value of hard work and treating people right, all while getting the best out of everybody around him on a day-to-day basis. His attention to detail and competitive edge will be seen through his players by how hard they play for each other and Eastern Kentucky University."

– **Kevin Keatts, Head Coach, North Carolina State University**

**Hamilton Record
Versus All Opponents**

| | |
|----------------------------------|--------------|
| Albany | 1-0 |
| Alice Lloyd | 2-0 |
| Austin Peay | 4-3 |
| Belmont | 1-6 |
| Bellarmine | 2-2 |
| Boyce | 1-0 |
| Brescia | 2-0 |
| Campbellsville-Harrodsburg | 1-0 |
| Central Arkansas | 2-2 |
| Charleston Southern | 1-1 |
| Charlotte | 0-1 |
| Chattanooga | 2-0 |
| Cincinnati | 0-1 |
| Cleveland State | 1-1 |
| Duquesne | 0-1 |
| East Carolina | 0-1 |
| Eastern Illinois | 5-1 |
| Florida Gulf Coast | 1-1 |
| Florida International | 0-1 |
| Georgetown College | 1-0 |
| Georgia State | 1-0 |
| High Point | 2-0 |
| Indiana State | 1-0 |
| Jacksonville | 1-1 |
| Jacksonville State | 5-4 |
| James Madison | 0-2 |
| Kansas State | 0-1 |
| Kennesaw State | 3-2 |
| Kentucky | 0-1 |
| Liberty | 1-3 |
| Lipscomb | 1-2 |
| Louisville | 0-1 |
| Marshall | 0-3 |
| Miami (Ohio)-Middletown | 1-0 |
| Midway | 2-0 |
| Milwaukee | 1-0 |
| Morehead State | 3-4 |
| Murray State | 0-4 |
| North Alabama | 2-2 |
| Northern Iowa | 0-1 |
| Northern Kentucky | 2-2 |
| North Florida | 2-1 |
| Ohio-Chillicothe | 1-0 |
| Ohio Valley | 1-0 |
| Queens | 2-0 |
| Radford | 1-1 |
| SIU Edwardsville | 2-2 |
| South Carolina-Upstate | 2-1 |
| Southeast Missouri | 3-1 |
| Southern California | 0-1 |
| Southern Utah | 1-0 |
| Stetson | 1-1 |
| Tennessee | 0-2 |
| Tennessee-Martin | 4-0 |
| Tennessee State | 6-1 |
| Tennessee Tech | 5-1 |
| Texas A&M-Commerce | 0-1 |
| Transylvania | 1-0 |
| UNC Asheville | 1-0 |
| UNC Greensboro | 1-0 |
| Western Kentucky | 0-3 |
| West Virginia | 0-1 |
| Xavier | 0-2 |
| TOTAL | 86-73 |



• **Mike Allen**

Title: Assistant Coach / Recruiting Coordinator

Year at EKU: Sixth Season

Alma Mater: Ohio, 2009

Mike Allen joined the staff as an assistant coach in May of 2018. In his first five seasons as an assistant, the Colonels have broken 49 program records.

Allen helped compile the highest rated EKU class in the internet recruiting era. The 2022 class was ranked 65th in the country by 247Sports, higher than such programs as South Carolina (66th), Kansas State (67th), Connecticut (73rd), Georgia (79th), Oklahoma State (81st), Arizona (83rd), Mississippi State (86th) and North Carolina State (94th).

The class included the program's first-ever ESPN four-star freshman recruit, a former four-star high school prospect, a three-star freshman point guard, a former three-star high school forward, a three-star freshman center, a junior college All-American and Kentucky's Mr. Basketball, the first to come to EKU as a freshman since 1980.

Allen led the recruiting efforts to fill two open scholarship spots for the class of 2023 with a former ESPN four-star recruit, and a Division I transfer with 119 three-pointers the last two seasons.

In 2022-23 Allen helped the team win 23 games, the third most in one season in program history. The Colonels reached the championship game of the College Basketball Invitational (CBI). It was the program's first national postseason tournament title game ever and the first time in 78 years that an EKU team won three games in a national tournament.

In 2020-21, EKU won 22 games, tied for the fourth-most in program history, meaning Allen has been on the staff for two of the five winningest teams ever. In the past four seasons, the Colonels have won 20 or more games twice, received two national postseason tournament invitations and advanced to the conference tournament semifinals three times.

Despite being picked to finish 10th in the ASUN Conference in 2022-23, the Colonels placed third. EKU led all NCAA Division I teams in Kentucky in wins. The squad broke 19 program records, including points in a season, blocks in a season, field goals in a season and games played.

"I always knew when I got another head coaching job that I would hire Mike," head coach A.W. Hamilton said. "His work ethic, basketball IQ and ability to communicate with student-athletes made hiring him an easy decision. Mike made an immediate impact on our current players and prospects we recruit to Eastern Kentucky University."

In each of the past three seasons the Colonels have led the conference in scoring. EKU was the eighth highest scoring team in the nation in 2020-21, averaging more than 80 points per game, the 16th highest scoring team in 2021-22 and 30th in 2022-23.

"I'm more than excited about being a part of the basketball family at EKU," Allen said. "This is a huge opportunity to assist coach Hamilton and implement his philosophy while leading EKU back to the top of the conference. Coach Hamilton is a terrific person and coach, and I'm honored to be a part of his staff."

In each of the past five seasons the Colonels have led the conference in steals and turnovers forced, ranking among the top-10 in the nation four of the last five years. In addition to scoring, steals and turnovers forced, EKU has consistently been among the conference and national leaders in assists and 3-pointers as well.

During the 2021-22 season the Colonels broke program records for 3-pointers in a game (25), 3-pointers attempted in a game (51), 3-pointers made (363) and attempted (1,029) in a season, and 3-point field goals in a road game (18). EKU ranked second in the country in turnover margin (+5.84), third in 3-pointers per game (11.71), fourth in steals per game (10.19), seventh in turnovers forced (17.42) and 19th in offensive rebounds (12.58). The team led the ASUN in all those categories as well.

In 2020-21 Allen helped the Colonels to a 22-7 mark and the most conference wins in program history (15). The team ranked as high as No. 12 in the College Insider Mid-Major Top 25 and concluded that season ranked 25th. The .759 winning

percentage was the best by a Colonel team since 1964-65, and was the highest winning percentage by any NCAA Division I team in the Commonwealth of Kentucky that season. The Colonels also led the nations in steals (10.3 per game).

Allen has played a key role in player development. Nick Mayo had the best season of his decorated career in 2018-19, ranking 10th in the country in scoring and becoming the first Colonel since 2002 to drop 40 points in a game. Wendell Green Jr. broke the single game assist record, the freshman record for assists in a season and was selected to the Freshman All-America Team in 2020-21. Michael Moreno has climbed to third in program history in 3-pointers made, 10th in rebounds and 15th in scoring. He set single game program records for 3-pointers (11) and 3-point attempts (22) in 2022-23. Devontae Blanton capped the 2022-23 season by earning first team All-ASUN honors, first team NABC All-District recognition, and ASUN and CBI All-Tournament distinction. In his first five seasons as an assistant coach, EKU has had six all-conference selections, three all-freshman/newcomer honorees and two conference all-tournament picks.

The former Ohio University standout and professional basketball player came to EKU following three seasons on the staff at Bryant University.

As an assistant coach at Bryant, Allen was instrumental in the school's recruiting efforts. During the 2017-18 campaign, Allen coached Bryant's backcourt, which included two of the league's top players in Adam Grant (15.6 points per game) and Ikenna Ndiguba (13.8 points per game). Prior to being elevated to an assistant coach for the Bulldogs, Allen served as the director of basketball operations from 2015 to 2017.

Allen spent two seasons (2013-15) as an assistant post-graduate basketball coach at Hargrave Military Academy in Chatham, Virginia, where he assisted in recruiting and fundraising processes in addition to his responsibilities on the court. During Allen's tenure at Hargrave, the post-graduate team achieved top-5 national rankings while going 70-12. More than 20 players signed Division-I or Division-II scholarships during Allen's two-year stint at Hargrave.

Prior to his time at Hargrave, Allen spent two years (2010-12) as a graduate assistant coach at Mercyhurst University in Erie, Pennsylvania.

Allen played professionally with the Chemnitz 99ers in Chemnitz, Germany during the 2009-10 season.

Allen spent two seasons as the starting point guard at Ohio University, earning All-Mid-American Conference (MAC) Honorable Mention accolades as a senior in 2008-09. He started all but three games in his two-year Bobcat career, graduating with 280 assists, good for the fifth-best two-season total in program history. As a senior, he became just the third Ohio player to lead the MAC in assists per game (4.31).

Before arriving in Athens, Allen spent his sophomore season at Cloud County (Kansas) Community College, where he led his team to a 23-10 record and a pair of victories in the 2006-07 NJCAA District VI (Div. I) Tournament. As a rookie in 2005-06, he helped his Daytona Beach (Fla.) Community College squad to a 25-5 record, ranking 10th in the NJCAA Region VIII (Div. I) in assists per game (4.3).

Allen graduated from Ohio University in 2009 with a bachelor's of science in health services administration. He earned his master's degree in organizational leadership from Mercyhurst in 2014.



• **Steve Lepore**

Title: Assistant Coach

Year at EKU: Sixth Season

Alma Mater: Wake Forest, 2003

Steve Lepore joined the staff as an assistant coach in May of 2018. In his first five seasons as an assistant, the Colonels have broken 49 program records.

Lepore helped compile the highest rated class in the internet recruiting era. EKU's 2022 class was ranked 65th in the country by 247Sports, higher than such programs as South Carolina (66th), Kansas State (67th), Connecticut (73rd), Georgia (79th), Oklahoma State (81st), Arizona (83rd), Mississippi State (86th) and North Carolina State (94th).

Steve Lepore joined the staff as an assistant coach in May of 2018. In his first five seasons as an assistant, the Colonels have broken 49 program records.

Lepore helped compile the highest rated class in the internet recruiting era. EKU's 2022 class was ranked 65th in the country by 247Sports, higher than such programs as South Carolina (66th), Kansas State (67th), Connecticut (73rd), Georgia (79th), Oklahoma State (81st), Arizona (83rd), Mississippi State (86th) and North Carolina State (94th).

The class included the program's first-ever ESPN four-star freshman recruit, a former four-star high school prospect, a three-star freshman point guard, a former three-star high school forward, a three-star freshman center, a JUCO All-American and Kentucky's Mr. Basketball, the first to come to EKU as a freshman since 1980.

Lepore aided the recruiting efforts to fill two open scholarship spots for the class of 2023 with a former ESPN four-star recruit, and a Division I transfer with 119 three-pointers the last two seasons.

In 2022-23 Lepore helped the team win 23 games, the third most in one season in program history. The Colonels reached the championship game of the College Basketball Invitational (CBI). It was the program's first national postseason tournament title game ever and the first time in 78 years that an EKU team won three games in a national tournament.

In 2020-21, EKU won 22 games, tied for the fourth-most in program history, meaning Lepore has been on the staff for two of the five winningest teams ever. In the past four seasons, the Colonels have won 20 or more games twice, received two national postseason tournament invitations and advanced to the conference tournament semifinals three times.

Despite being picked to finish 10th in the ASUN Conference in 2022-23, the Colonels placed third. EKU led all NCAA Division I teams in Kentucky in wins. The squad broke 19 program records, including points in a season, blocks in a season, field goals in a season and games played.

"Steve brings a wealth of basketball experience as a coach and former player," head coach A.W. Hamilton said. "He's a proven winner, playing a part on championship teams in high school, prep school, NCAA and the professional level. Steve is a huge asset to our program, developing and recruiting our players."

In each of the past three seasons the Colonels have led the conference in scoring. EKU was the eighth highest scoring team in the nation in 2020-21, averaging more than 80 points per game, and the 16th highest scoring team in 2021-22.

"I can't put it into words how excited I am for the opportunity to work for A.W. Hamilton on the EKU men's basketball staff," Lepore said. "Coach Hamilton truly believes in developing well-rounded young men on and off the court, which is what coaching is all about. I am learning from one of the best up-and-coming head coaches in the business."

During the 2021-22 season the Colonels broke program records for 3-pointers in a game (25), 3-pointers attempted in a game (51), 3-pointers made (363) and attempted (1,029) in a season, and 3-point field goals in a road game (18). EKU ranked second in the country in turnover margin (+5.84), third in 3-pointers per game (11.71), fourth in steals per game (10.19) and seventh in turnovers forced (17.42). The team led the ASUN in all those categories as well.

In 2020-21 Lepore helped the Colonels to a 22-7 mark and the most conference wins in program history (15). The team ranked as high as No. 12 in the College Insider Mid-Major Top 25 and concluded that season ranked 25th. The .759 winning percentage was the best by a Colonel team since 1964-65, and was the highest winning percentage by any NCAA Division I team in the Commonwealth of Kentucky that season. The Colonels also led the nations in steals (10.3 per game).

Lepore has played a key role in player development. Nick Mayo had the best season of his decorated career in 2018-19, ranking 10th in the country in scoring and becoming the first Colonel since 2002 to drop 40 points in a game. Wendell Green Jr. broke the single game assist record, the freshman record for assists in a season and was selected to the Freshman All-America Team in 2020-21. Michael Moreno has climbed to third in program history in 3-pointers made, 10th in rebounds and 15th in scoring. He set single game program records for 3-pointers (11) and 3-point attempts (22) in 2022-23. Devontae Blanton capped the 2022-23 season by earning first team All-ASUN honors, first team NABC All-District recognition, and ASUN and CBI All-Tournament distinction. In his first five seasons as an assistant coach, EKU has

had six all-conference selections, three all-freshman/newcomer honorees and two conference all-tournament picks.

The former Wake Forest standout and professional basketball player came to EKU following three seasons as an assistant coach at Virginia Military Institute.

While at VMI, Lepore helped develop QJ Peterson, a 2017 First Team All-Southern Conference selection and a professional basketball player in Korea. Lepore was also pivotal in signing several recruits, including Bubba Parham, the 2018 Southern Conference Freshman of the Year.

Prior to coaching at VMI, Lepore served as an assistant coach for two seasons at Hargrave Military Academy in Chatham, Virginia. He was also the head strength and conditioning coach. During his tenure at Hargrave, the post-graduate squad posted a 70-12 record and attained No. 3 and No. 5 national rankings. Lepore helped develop several Hargrave players who landed at Power Five conferences such as the ACC, Big Ten and SEC.

Lepore's coaching resume also includes an extended run as an assistant coach at his alma mater, St. Edward High School in Lakewood, Ohio. After a year playing professionally, Lepore returned as a varsity assistant coach from 2006 through 2011. St. Edward went to two OHSAA Final Fours, one OHSAA Championship Game and sent 10 players to NCAA Division-I schools during that time frame.

Lepore played collegiately at Wake Forest from 2001 to 2003. He was co-captain of the 2002-03 ACC Regular Season Championship team. Lepore began his collegiate career at Northwestern, playing for the Wildcats from 1998 to 2000.

After college, Lepore had stints in professional basketball both overseas and in the U.S. He was a member of the USA Basketball Junior World Championship Team as a shooting guard in 1998 and 1999, winning the gold medal in the Dominican Republic in 1998 and the silver medal in Portugal in 1999. Lepore was the leading scorer on both teams that featured 10 future NBA players.

Lepore received his bachelor's of arts degree in communications with a minor in international studies from Wake Forest in 2003.

He and his wife, Carrie, are the proud parents of daughter Giuliana Rudi, born in June of 2017.



• Ambrose Mosley

Title: Assistant Coach

Year at EKU: First Season

Alma Mater: Old Dominion, 2016

Ambrose Mosley joined the basketball program as director of player personnel in August of 2022. In July of 2023 Mosley was promoted to an assistant coaching position.

As director of player personnel, Mosley coordinated player nutrition, oversaw skill development, assisted in scouting and film breakdown, served as the liaison to the Bratzke Student-Athlete Academic Success Center, and assisted with needs of the student-athletes.

In 2022-23 Mosley was part of a staff that helped the team win 23 games, the third most in one season in program history. The Colonels reached the championship game of the College Basketball Invitational (CBI). It was the program's first national postseason tournament title game ever and the first time in 78 years that an EKU team won three games in a national tournament.

Mosley spent the 2021-22 season as an assistant coach at Bethune Cookman University where he oversaw operations, was responsible for video support and assisted with on-court coaching. During the 2020-21 season, Mosley was an assistant coach at Life University. He coached the guards, including two all-conference honorees. From 2017 to 2020, Mosley was an assistant coach for the post-graduate basketball program at Hargrave Military Academy.

The Jacksonville, Florida native played three seasons at Old Dominion before concluding his collegiate career at UNC Wilmington in 2016-17. He helped ODU to its first-ever top-25 national ranking during his sophomore season. As a senior at UNCW, Mosley averaged 8.1 points per game while helping the team win the Colonial Athletic Association Tournament championship and earn a spot in the NCAA Tournament. He played a post-grad season at Hargrave Military Academy in 2011-12,

Grab Flavor That's Got Game


Coke. ZERO SUGAR

#TakeATaste

Coca-Cola
ZERO SUGAR

EKU

OFFICIAL FAN REFRESHMENT



Play safe. Stay healthy.

Nothing is more exciting and hopeful than basketball in Kentucky. We are proud to support Eastern Kentucky University.

Times may have changed, but one thing remains – our commitment to protect what's most important – your health.

Go Colonels!

Anthem  

anthem.com

Anthem Blue Cross and Blue Shield is the trade name of Anthem Health Plans of Kentucky, Inc. Independent licensee of the Blue Cross and Blue Shield Association. Anthem is a registered trademark of Anthem Insurance Companies, Inc.

127639KYMENABS 09/20

leading the team to a 38-1 record and a national tournament appearance.

Mosley earned a bachelor's degree in criminal justice from Old Dominion University in 2016. He completed a master's degree in adapted physical education at UNC Wilmington in 2017 and a master's in psychology at Life University in 2021.



• **Mason Cooper**

Title: Director of Basketball Operations

Year at EKU: Third Season

Alma Mater: Eastern Kentucky, 2020

Mason Cooper was chosen as EKU's director of operations in July of 2022. He had served in the role of coordinator of video and digital content since 2020.

In 2022-23 Cooper was part of a staff that helped the team win 23 games, the third most in one season in program history. The Colonels reached the championship game of the College Basketball Invitational (CBI). It was the program's first national postseason tournament title game ever and the first time in 78 years that an EKU team won three games in a national tournament.

"Mason's tireless work ethic and willingness to help our student-athletes be successful both on and off the court made the decision to promote him to director of basketball operations an easy one," head coach A.W. Hamilton said. "As a former EKU player, his promotion shows how serious we are about taking care of our guys. Mason has represented the program in a first-class manner."

During the 2021-22 season the Colonels broke program records for 3-pointers in a game (25), 3-pointers attempted in a game (51), 3-pointers made (363) and attempted (1,029) in a season, and 3-point field goals in a road game (18). EKU ranked second in the country in turnover margin (+5.84), third in 3-pointers per game (11.71), fourth in steals per game (10.19) and seventh in turnovers forced (17.42). The team led the ASUN in all those categories as well.

In his first season on staff in 2020-21, Cooper aided a program that had a 22-7 record, featured the most conference wins in program history (15) and the most conference road victories (8) ever. The team was ranked as high as No. 12 in the College Insider Mid-Major Top 25 and concluded the season ranked 25th. The team's .759 winning percentage was the Colonels' best since the 1964-65 season (56 years). It was also the highest winning percentage by any NCAA Division I team in the Commonwealth of Kentucky. The squad began the 2020-21 season with a 14-2 mark, the best start for an Eastern team in 74 years.

He moved into the position of coordinator of video and digital content following three years as a player at EKU.

Cooper graduated from EKU in only three years, earning a degree in sports management in the spring of 2020. He completed a master's degree in sport administration from EKU in the spring of 2021.

The Fairfield, Maine native was a standout at Lawrence High School. A three-year varsity starter, Cooper was selected as the KVAC Player of the Year, Morning Sentinel Player of the Year and Bangor Daily News Second Team All-State his senior year.

Cooper and his wife, former EKU cheerleader Hannah Coots Mason, reside in Richmond.



• **Asa Duvall**

Title: Director of Player Development

Year at EKU: First Season

Alma Mater: Lipscomb, 2018

Asa Duvall joined the EKU men's basketball program as director of player development in the summer of 2023.

Duvall, who played at fellow ASUN Conference member Lipscomb University from 2014 to 2018, served as a graduate assistant at the University of Pikeville during the 2022-23 season. He served as the travel coordinator, assisted with individual workouts and skill development, and was the head coach of the junior varsity team.

As EKU's director of player development, Duvall will work in coordination with head coach A.W. Hamilton and assistant coaches to oversee and manage the internal needs and services of student-athletes. Duvall will assist with on-court development as well as working with multiple athletic department units including academics, compliance, marketing/communications and the ticket office.

From December 2019 to June of 2022, Duvall was the video coordinator at Tennessee State University. He was responsible for scouting reports, highlight tapes and recruiting videos, while assisting with recruiting visits, summer camps and fundraising.

Duvall earned a bachelor's in business administration with an emphasis in corporate management at Lipscomb in May of 2018. He played in 64 games over his four-year career with the Bisons.

The Brentwood, Tennessee native spent the 2013-14 season playing on the postgraduate team at Hargrave Military Academy, averaging 17 points and five assists per game for a squad that went 32-8 and ranked No. 2 in the nation. Duvall was the 15th-ranked player in the state of Virginia and rated as the No. 74 shooting guard in the nation.

#30 Jax Allen, G, 6-3, 195, Fr., Edmonton, Ky. (Metcalf County HS)**HIGH SCHOOL**

Earned all-district recognition after averaging 21 points and eight rebounds per game while shooting 48 percent from the field as a senior at Metcalf County High School in 2022-23 ... contributed 16 points and seven rebounds per game while shooting 46 percent from the field on his way to earning all-district honors as a junior ... picked to the all-district team as a sophomore after averaging 10 points and six rebounds per game ... also earned all-district honors as a member of the MCHS baseball team.

PERSONAL

Full name is Jaxon Dale Allen ... son of John and Tammy Allen ... has one sister – Zoie ... his dad John played basketball at EKU – a two-time All-Ohio Valley Conference selection, the 1990-91 OVC Freshman of the Year and the program's fifth all-time leading scorer with 1,635 points ... his mom Tammy played collegiate basketball at Lindsey Wilson College ... plans to major in history.

#10 Devontae Blanton, W, 6-6, 214, Sr., Macedonia, Ohio (St. Edward HS)**AS A JUNIOR IN 2022-23**

NABC All-District III First Team ... ASUN First Team All-Conference ... ASUN All-Tournament Team ... College Basketball Invitational (CBI) All-Tournament Team ... started all 37 games ... averaged 16.9 points, 6.1 rebounds, 2.78 assists and 1.0 steals per game ... shot 46 percent from the field, 37 percent from 3-point range and 72 percent at the free throw line ... was fourth in the ASUN in scoring, third in field goal percentage, 10th in rebounding and 14th in free throw percentage ... ranked 13th in the NCAA in field goals attempted (538), 18th in field goals made (246) and 47th in points (625) ... in two ASUN Tournament games he averaged 19 points, 6.5 rebounds, 1.5 assists and 1.5 steals ... in four CBI games, he averaged 19.5 points, 3.3 rebounds, 2.0 assists and 1.3 steals per game while hitting on 53 percent of his attempts from the field, going 4-for-9 from long range and knocking in 10-of-11 at the free throw line (91 percent) ... was three assists short of a triple double at Cincinnati (Nov. 13), finishing with 18 points, 10 rebounds, seven assists, one steal and one block ... dished out a season-high seven assists twice, at Cincinnati (Nov. 13) and at Liberty (Feb. 11) ... chosen to the Georgia State Capitol Classic All-Tournament team after averaging 19.3 points, 6.0 rebounds and 2.3 assists while shooting 51 percent over three games ... posted his second double-double in a three game span when he finished with 22 points and a season-best 13 rebounds against Bellarmine (Jan. 28) ... finished with 24 points, six rebounds, four assists and one steal in EKU's win over first place Kennesaw State (Feb. 4) ... was chosen as the ASUN Player of the Week (Feb. 6) after he averaged 22.5 points, 5.0 rebounds and 3.5 assists while leading EKU to wins over Jacksonville State and first place Kennesaw State ... scored a career-best 32 points in the CBI quarter-final overtime win against Indiana State (March 20), also had eight rebounds and four assists ... ASUN Conference Honor Roll.

AS A SOPHOMORE IN 2021-22

Played in 29 games and started 19 times ... averaged 11.1 points, 6.3 rebounds, 2.93 assists and 1.2 steals per game ... shot 44 percent from the field and 40 percent from three-point range ... connected on 82 percent of his free throws (62-of-76) ... sixth in the ASUN Conference in rebounding and 13th in assists ... chosen as ASUN Player of the Week after scoring a season-high 29

points and grabbed a season-best 14 rebounds against Alice Lloyd (Dec. 31), going 13-for-19 from the field ... finished with a double-double of 14 points and 10 boards at Western Kentucky (Dec. 4) ... had another double-double – 13 points and 13 rebounds – against Lipscomb (Jan. 18) ... handed out a season-high six assists at West Virginia (Nov. 26) ... had four steals against North Alabama (Feb. 16) ... made a 14-foot jumper with 16.2 seconds left in regulation to tie the game against Northern Kentucky (Dec. 18).

AS A FRESHMAN IN 2020-21

Appeared in 24 games and started once ... averaged 6.0 points, 3.0 rebounds and 1.1 assists per game ... played an average of 14.2 minutes per contest ... shot 62 percent from the field (56-of-91) ... scored a season-best 19 points on 6-of-7 shooting from the field against Tennessee-Martin (Jan. 21) ... grabbed a season-high seven rebounds twice – at Tennessee State (Feb. 13) and at Southeast Missouri (Feb. 20) ... scored 11 points in the first round conference tournament victory against Austin Peay (March 4).

HIGH SCHOOL

Blanton out of powerhouse St. Edward High School in Lakewood, Ohio, a suburb of Cleveland ... a four-year starter at St. Edward ... scored 1,000 career points and helped the Eagles reach two state final fours ... St. Edward had won 19 consecutive games and was ranked No. 1 in Ohio and No. 18 in the country by MaxPreps before this season was cut short ... was voted second team all-state as a senior after averaging 18.3 points and 6.5 rebounds per game while shooting 43 percent from behind the arc ... was named to all-tournament teams for the Cleveland Scholastic, Play-by-Play Classic and the Flying to the Hoop Basketball Invitational ... as a junior, Blanton led St. Edward in scoring, rebounding and assists.

#0 Turner Buttry, G, 5-11, 165, So., Bowling Green, Ky. (Bowling Green HS)**AS A FRESHMAN IN 2022-23**

Played in 31 games ... averaged 3.1 points, 0.6 assists and 0.5 rebounds per game ... shot 33 percent from 3-point range (26-of-78) ... scored a season-high 19 points on 6-of-10 shooting from the field against Miami-Middletown (Nov. 7) ... hit six 3-pointers and finished with 18 points against Florida Gulf Coast (Jan. 12) ... knocked down back-to-back 3-pointers to start an 11-0 run that broke a 46-46 tie at home against Liberty (Jan. 8) ... made three 3-pointers in the CBI championship game, finishing with nine points ... chosen as the fourth-best incoming freshman in the ASUN Conference by CBB Nation ... ASUN Conference Honor Roll.

HIGH SCHOOL

2022 Kentucky Mr. Basketball ... two-time all-state selection ... ranked as the No. 1 point guard and the No. 3 overall player in the Kentucky class of 2022 ... first Mr. Basketball to join the EKU program out of high school since 1980 when Ervin Stepp of Phelps High School won the award before coming to Richmond ... averaged 23 points while shooting 54 percent from the field, 52 percent from three-point range (117-of-226) and 91 percent (168-of-185) from the free throw line as a senior in 2021-22 ... also averaged 3.5 assists, 3.2 rebounds and 1.4 steals per game ... led the state in free throw percentage, was second in three-point field goal percentage and three-point field goals per game (3.7), and 26th in scoring as a senior ... 2021-22 First Team



All-State and Fourth Region Player of the Year ... helped Bowling Green High School to a 26-7 record this season and a trip to the region championship game ... scored 1,792 points and made 426-of-458 free throws for 93 percent during his high school career ... was a career 49 percent (258-of-527) shooter from three-point range ... in four seasons, he helped the Purples to an overall record of 104-28 ... earned all-state honors in 2021 ... averaged 16 points, four assists and three rebounds per game as a junior in 2020-21 ... led the state in free throw percentage, knocking down 95 percent from the charity stripe ... helped Bowling Green High to a 24-3 record and a spot in the state elite eight ... was chosen first team all-region and to the all-region tournament team in 2021 ... made a play in the state tournament at Rupp Arena that appeared on ESPN's SportsCenter Top-10 ... as a sophomore in 2019-20, contributed 11 points, four assists and three rebounds per game on his way to earning third team all-region recognition ... was chosen to the all-district tournament team and the all-region tournament team.

PERSONAL

Full name is Turner Shane Buttry ... son of Shane and Tanya Buttry ... has one brother – Tate ... majoring in sport management.

#1 Tayshawn Comer, G, 6-1, 190, So., Indianapolis, Ind. (Cathedral HS)

AS A FRESHMAN IN 2022-23

ASUN Conference All-Freshman Team ... played in and started all 37 games ... averaged 8.0 points, 3.6 assists, 2.3 rebounds and 1.2 steals per game ... shot 36 percent from the field ... fourth on the team with 37 three-pointers ... seventh in the ASUN in assists (3.62/game), 11th in assists-to-turnover ratio (1.72) and 13th in steals (1.16/game) ... eighth most assists (134) among freshmen in the nation ... dished out a season-best 11 assists against Stetson (Jan. 14) ... scored a season-best 15 points against Kennesaw State (Feb. 4) and matched that total with 15 against Southern Utah (March 21) in the CBI semifinals ... also had a season-best seven rebounds and played a season-high 36 minutes against Southern Utah ... had a season-best five steals against Brescia (Nov. 23) ... chosen as third-best incoming freshman in the ASUN by CBB Nation.

HIGH SCHOOL

Indianapolis City Player of the Year ... all-state selection ... 3-star recruit and 40th ranked point guard in the country by ESPN ... Prep Hoops had Comer rated as the 226th best prospect in the nation overall ... finalist for Indiana Mr. Basketball ... McDonalds All-American nominee ... averaged 17 points, 6.2 assists and 3.3 rebounds per game as a senior in 2021-22 for Cathedral High School ... shot 51 percent from the field and 48 percent from 3-point range ... led the Irish to 26-6 overall record and a Class 4A State Championship ... scored more than 1,277 points during his career ... was also a first team all-city selection ... led Cathedral High to the city championship in 2020-21 as a junior ... was named first team all-city while also being selected to the prestigious Indiana Junior All-Star Team in 2021.

PERSONAL

Full name is Tayshawn Lamar Comer ... son of Octavius and Raamah Comer ... has six brothers – TJ, Octavius, Keshawn, Donyae, Lonzo and Meeko, and two sisters – Abrionna and Octavia ... majoring in sport management.

#4, Collin Cooper, G, 6-2, 190, Sr., Fayetteville, Ark.

(University of Central Arkansas)

AS A JUNIOR IN 2022-23 AT UNIVERSITY OF CENTRAL ARKANSAS

Saw action in 26 games and started 24 times ... averaged 10.2 points, 1.5 assists and 1.0 steals per game while sinking 52 three-pointers ... hit a career-best six 3-pointers and finished with a career-high 22 points in a game against Little Rock on Nov. 14, 2022 ... had a career-high five steals against North Florida on Jan. 26, 2023 ... scored in double figures 16 times in 24 games during the 2022-23 season ... handed out at least one assist in 19 games.

AS A SOPHOMORE IN 2021-22 AT UNIVERSITY OF CENTRAL ARKANSAS

Appeared in 29 games with 29 starts ... averaged 9.9 points per game, 2.4 rebounds, 2.4 assists, 0.9 steals ... shot 36.6 percent from 3-point range, making a team-high 67 three-pointers ... ranked 11th in the ASUN Conference in 3-pointers ... season highs of 21 points (vs. Stetson in ASUN Tournament), five rebounds (vs. Champion Christian), five assists (three times) and three steals (vs. Champion Christian) ... made a season-high six three's (vs. Florida Gulf Coast) and made at least three three's 12 times ... went 6-of-13 from 3-point range vs. FGCU ... shot 75.5 percent from the free-throw line.

AS A FRESHMAN IN 2020-21 AT UNIVERSITY OF CENTRAL ARKANSAS

Played in nine of 24 games, with five starts ... missed the first semester while recovering from offseason surgery ... averaged 25.4 minutes per game ... averaged 10.8 points (second on the team), 1.8 rebounds, 1.4 assists and 0.7 steals ... shot 46.3 percent from the field overall, 40.4 percent from 3-point range and 57.1 percent from the free-throw line ... had season highs of 17 points (vs. Northwestern State), four rebounds (at Nicholls), four assists (twice) and two steals (at Sam Houston) ... scored in double figures in six of nine games ... made a season-high four three's vs. Southeastern Louisiana ... made at least one 3-pointer in all nine games.

AS A FRESHMAN IN 2019-20 AT UNIVERSITY OF CENTRAL ARKANSAS

Played in 27 games with 7 starts ... averaged 13.7 minutes per game ... averaged 3.0 points, 1.2 rebounds, 1.4 assists and 0.6 steals per game ... made 13 three-pointers and had four games with multiple three's ... had a season-high 13 points at Houston Baptist ... had season-high five rebounds at Pepperdine ... had a career-high five assists vs. Stephen F. Austin ... shot 86.1 percent (31-of-36) at the free-throw line ... had 39 assists and 15 steals.

HIGH SCHOOL

Played at Fayetteville High School ... all-conference and all-state selection for the Bulldogs ... all-conference defensive team ... back-to-back conference player of the year ... averaged 19 points and four assists per game as a senior.

PERSONAL

Full name is Collin Cooper ... son of Richard and Sondra Cooper ... has two brothers – Caleb and Chandler ... his father Richard ran track at the University of Arkansas ... majoring in general studies.

#50 Isaiah Cozart, F, 6-7, 240, Sr., Richmond, Ky. (Western Kentucky) AS A JUNIOR IN 2022-23

College Basketball Invitational (CBI) All-Tournament Team ... broke the ECU single season records for blocks (94) and blocks per game (2.54) ... had the fifth-most blocks in one season in ASUN Conference history and his average was 10th-highest in league history ... played in all 37 games and started 36 times ... averaged 9.9 points, 7.5 rebounds and 2.54 blocks per game ... shot 64 percent from the field ... was first in the ASUN in blocks per game, rebounds per game and offensive rebounds per game (3.16) ... ranked fourth in the NCAA in total blocks, seventh in blocks per game, 30th in offensive boards per game and 52nd in total rebounds (278) ... averaged 18 points, 11 rebounds and 3.0 blocks while shooting 64 percent in four CBI games ... had a career-best and program record eight blocks against Queens (Dec. 31), tied for the third most by any player in the nation during the 2022-23 season ... was chosen as the ASUN Newcomer of the Week on Jan. 16 after averaging 13 points, 11 rebounds and four blocks while shooting 69 percent from the field and 100 percent at the free throw line in two ECU wins ... with four blocks in ECU's win over first place Kennesaw State (Feb. 4), he broke Nick Mayo's program single season record of 55 set in 2018-19 ... blocked six shots, grabbed eight rebounds and also scored 12 points in ECU's ASUN Tournament victory over North Alabama (Feb. 28) ... set career-highs for points (20), rebounds (17), minutes (34), field goals (8) and field goals attempted (16) in the CBI overtime win against Cleveland State (March 19) ... set new career-highs for points (31), field goals (14), field goals attempted (17) and minutes played (40) in the CBI semifinal win over Southern Utah (March 21), was the second time in three CBI games Cozart set a new career high ... recorded his seventh double-double of the season, and third straight in the CBI, with a career-high 31 points to go along with 13 rebounds and four blocks against Southern Utah (March 21).

AS A SOPHOMORE IN 2021-22 AT WESTERN KENTUCKY UNIVERSITY

Played in 18 contests ... averaged 1.3 points and 1.5 rebounds in 5.9 minutes per game ... scored season-high nine points with five rebounds against Alabama A&M (Nov. 24) ... had eight points, three rebounds and a season-high three blocks against Centre College in just nine minutes ... pulled down five rebounds at Marshall (March 2) ... blocked three shots at Middle Tennessee (Feb. 26).

AS A FRESHMAN IN 2020-21 AT WESTERN KENTUCKY UNIVERSITY

Appeared in 11 games ... averaged 1.6 points and 2.0 rebounds while playing 6.0 minutes per game ... shot 64.3 percent (9 of 14) from the field ... grabbed eight offensive rebounds on the season ... blocked five total shots ... scored a career-high six points on 3-of-3 shooting with four rebounds against FIU (Feb. 28) ... tallied four points, four rebounds, a block and a steal in 11 minutes versus Tennessee Tech (Dec. 22).

AS A FRESHMAN IN 2019-20 AT WESTERN KENTUCKY UNIVERSITY

Made appearances in 19 games for WKU and averaged 4.7 minutes per contest ... averaged 0.7 points and 0.9 rebounds per game ... had five blocks and two steals ... set a season-high with 13 minutes played at FIU (March 7) ... played for the first time since Nov. 23 at Middle Tennessee on Jan. 11, scoring two points on a dunk in nine minutes ... scored his first college basket on a jump hook against Tennessee Tech (Nov. 5).

HIGH SCHOOL

Three-star prospect by 247Sports and Rivals ... was named the Gatorade Kentucky Boys Basketball Player of the Year and was a finalist for Kentucky Mr. Basketball ... two-time first team all-state selection ... averaged 20 points, 12.2 rebounds, 5.8 blocks and one assist per game as senior ... was chosen as the 11th Region Player of the Year that season ... finished his career with 1,575 points, 1,268 rebounds and a state-record 716 blocked shots.

#11 Jackson Holt, G, 6-4, 185, So., Cincinnati, Ohio (Moravian Prep) AS A FRESHMAN IN 2022-23

Appeared in 17 games ... averaged 2.1 points and 0.7 rebounds per game ... scored a season-best 15 points, on 5-of-8 shooting from 3-point range, against Brescia (Nov. 23) ... handed out a season-high four assists against Boyce (Dec. 10) ... ASUN Conference Honor Roll.

HIGH SCHOOL

Scored over 1,500 points during his high school career ... made 172 three-pointers and shot 48 percent from beyond the arc as a senior at Moravian Prep in Hudson, North Carolina ... averaged 15.7 points, 3.3 rebounds and 2.3 assists per game his senior season ... hit 10 or more 3-pointers in three different contests during the 2021-22 season, including a 58-point performance in which he connected on 18 three's ... chosen second team all-state and first team all-conference as a freshman in 2018-19 at Turpin High School in Cincinnati, Ohio ... earned first team all-state and first team all-conference as a sophomore at Turpin in 2019-20 ... played his final two seasons at Moravian.

PERSONAL

Full name is Jackson Tyler Holt ... son of Chris and Katie Holt ... has two sisters – Ellie and Sophie ... his father Chris played collegiate baseball at the University of Cincinnati ... majoring in finance.

#3 DaShawn Jackson, G, 6-3, 196, Jr., Lexington, Ky. (Frederick Douglass HS) AS A SOPHOMORE IN 2022-23

Saw action in 30 games ... averaged 2.6 points, 1.0 rebounds, 0.7 assists and 0.6 steals per game ... scored a season-best 16 points and dished out a season-high six assists against Miami-Middletown (Nov. 7) ... also had a season-high three steals against Miami-Middletown ... scored 10 points against Western Kentucky (Nov. 10) ... had 11 points against Boyce (Dec. 10).

AS A FRESHMAN IN 2021-22

Played in 17 games and started once ... averaged 9.0 minutes per game ... contributed 2.5 points and 1.2 rebounds per game ... totaled 12 steals ... shot 33 percent from the field ... scored a season-best 15 points, on 5-of-8 shooting, and grabbed a season-high four rebounds against Alice Lloyd (Dec. 31) ... hit four 3-pointers against Alice Lloyd ... played 23 minutes against Georgetown (Nov. 9) and scored eight points in his collegiate debut.

HIGH SCHOOL

First team all-state selection as a senior in 2020-21 at Frederick Douglass



High School ... averaged 21.6 points, 7.5 rebounds, and 6.0 assists per game his senior season while leading Fredrick Douglass to a 19-2 record, a district title and a trip to the 11th Region championship game ... shot 85.6 percent from the free throw line and 41.7 percent from deep while averaging three 3-pointers per game ... was a two-time all-region performer ... as a junior in 2019-20, he was named third team all-state after averaging 21 points, eight rebounds and three assists per game.

PERSONAL

Full name is Dashawn Amonte Jackson ... son of Antuan Jackson and Shavonda Brown ... has one brother – Antuan, and three sisters – Autumn, Alleah and Destyne ... his mom played collegiate basketball at Indiana State University ... his dad played basketball and Lindsey Wilson College ... his sister Alleah played volleyball at Mississippi State University ... his sister Destyne played basketball at Wright State University ... majoring in psychology.

#24 Michael Moreno, F, 6-7, 225, Sr., Georgetown, Ky. (Scott County HS) AS A JUNIOR IN 2022-23

Preseason All-ASUN Conference ... voted by fans as the ASUN Preseason Player of the Year ... started all 37 games ... averaged 11.1 points, 6.5 rebounds, 1.9 assists and 1.0 steals per game ... shot 44 percent from the field and 39 percent from 3-point range ... was fourth in the ASUN in 3-point percentage, fifth in rebounding and sixth in 3-point field goals (2.54/game) ... ranked 32nd in the nation with 94 three-pointers, 53rd with a 38.5 three-point field goal percentage and 84th with 2.54 three-pointers per game ... hit a 3-pointer with 9:50 left in the game against UNC Asheville (Nov. 19) to become the 37th member of EKU's 1,000-point club ... hit 11 three-pointers against Boyce (Dec. 10) and broke the EKU record of 10 set by Glenn Cosey at Eastern Illinois on Jan. 2, 2014 ... also set a new program mark with 22 three-point attempts in a game ... had a career-high 35 point against Boyce (Dec. 10) ... his 11 three-pointers against Boyce (Dec. 10) tied for the most in a game by a D-I player during the 2022-23 season ... was chosen as the ASUN Player of the Week on Jan. 16 after averaging 17.5 points, 5.5 rebounds and 2.0 assists in two wins, also shot 50 percent from the field and 47 percent from behind the 3-point line ... had a season-high 12 rebounds at Lipscomb (Jan. 19) ... with 14 points against Charlotte (March 22), Moreno raised his career total to 1,357 and moved past George Bryant (1969-72) and Kenny Elliott (1975-79) into 15th on EKU's all-time scoring list ... ended the season with 759 career rebounds, 10th on EKU's all-time rebounds list ... ASUN Conference Honor Roll.

AS A SOPHOMORE IN 2021-22

Saw action in all 31 games and started 22 times ... averaged 11.7 points, 5.6 rebounds, 1.7 assists and 1.32 steals per game ... shot 44 percent from the field and 36 percent from three-point range ... ranked fourth in the ASUN Conference in offensive rebounds (2.13/game), 10th in steals, 12th in rebounding, 13th in three-pointers per game (2.16) and 17th in scoring ... finished the season having grabbed at least one rebound in every game during his career, 93 straight ... has scored in 92 straight games ... had a double-double against Liberty (Feb. 5), finishing with 16 points and a season-best 10 rebounds ... scored a season-high 24 points against North Alabama (Feb. 16) ... had a season-high six assists twice, against Midway (Dec. 15) and Alice Lloyd (Dec.

31) ... posted a season-best five steals in a game twice, against Eastern Illinois (Nov. 22) and Alice Lloyd (Dec. 31) ... also blocked a season-high three shots against Liberty (Feb. 5) ... hit on a season-best six 3-pointers at Jacksonville State (Feb. 23) ... grabbed an offensive rebound and scored with one second left in regulation to send the game to overtime against North Alabama (Feb. 16) ... voted as the ASUN Preseason Player of the Year by fans ... ASUN Conference Honor Roll.

AS A SOPHOMORE IN 2020-21

Appeared in all 29 games and started 28 times ... averaged 10.2 points, 4.9 rebounds, 1.6 assists and 1.2 steals ... shot 49 percent from the field (108-of-219) and made 46 percent of his attempts from three-point range (64-of-140) ... ranked second in the conference in three-point shooting, sixth in three-pointers made per game (2.2) and 13th in field goal percentage ... hit 6-of-12 three-point attempts and 10-of-16 from the field overall on his way to a season-best 29 points against Morehead State (Dec. 7) ... handed out a season-high five assists at USC Upstate (Dec. 2) ... finished with a season-best 11 rebounds and tied a season-high with four steals at Austin Peay (Jan. 2) ... also had four steals at Southeast Missouri (Feb. 22) ... contributed 14 points and eight rebounds in the conference tournament semifinals against Morehead State (March 5).

AS A FRESHMAN IN 2019-20

Played in all 33 games as a freshman, starting 22 of them ... the Colonels won 13 of their 16 games with Moreno in the starting lineup ... led the team in rebounding (6.1/game), three-point field goal percentage (34.7%) and double-doubles (four) ... averaged 8.6 points and 6.1 rebounds-per-game ... was even better during OVC play, averaging 9.7 points and 6.8 rebounds-per-game ... his 6.8 rebounds-per-game during conference play led all OVC freshmen ... shot 36.2 percent from three-point range during OVC play ... came off the bench to hit four three-pointers and lead the team with 14 points vs. No. 2 Kentucky on Nov. 8 ... followed that up with a 10-point, 13-rebound performance vs. Ohio Chillothe on Nov. 12 ... posted another double-double (14 points, 11 rebounds) vs. Charleston Southern in December ... had 14 points and eight rebounds in a win over SIUE on Jan. 11 ... went for 15 points, seven rebounds and three assists in a big road win at Tennessee State on Jan. 18 ... scored 17 points and pulled down seven boards in a road win at Eastern Illinois on Feb. 6 ... two days later, had a season-high 18 points to go along with 11 rebounds at SIUE ... was voted OVC Freshman of the Week for his weekend performance at EIU and SIUE ... had 10 points, 10 rebounds and four assists vs. Belmont on Feb. 22 ... contributed 14 points and eight rebounds in the season finale win over rival Morehead State on Feb. 29 ... posted 10 points and eight boards in the OVC quarterfinals win over Tennessee State on March 5.

HIGH SCHOOL

Moreno put together an incredible career at powerhouse Scott County High in nearby Georgetown ... was a three-time first-team all-state selection and a 2019 Kentucky Mr. Basketball finalist ... scored 2,383 career varsity points and broke a 40-year old Scott County record with 1,317 career rebounds ... added 270 assists, 267 blocks and 211 steals, all while shooting 57 percent from the field and nearly 39 percent from three-point range ... Scott County went 132-18 during Moreno's four years at the school ... helped lead legendary coach Billy Hicks' Cardinals to three straight 11th Region titles (2017-19) and to the KHSAA state title game the past two seasons ... on top of his basketball accolades,

Moreno was a 4.0 student at Scott County High School, as well as a member of the Beta Club and Fellowship of Christian Athletes (FCA).

PERSONAL

Full name is Michael Robert Moreno ... son of Sarah and Enelio Moreno ... undergraduate degree in business ... seeking master's in exercise and sport science.

#13 Montavious Myrick, F, 6-8, 208, Jr., Atlanta, Ga. (Southern Union State CC)

AS A SOPHOMORE IN 2022-23 AT SOUTHERN UNION STATE CC

Played in and started 24 games ... averaged 7.5 points, 7.0 rebounds, 1.3 blocks and 1.2 assists per game ... shot 52 percent from the field and 78 percent at the free throw line ... scored 17 points against Marion Military (Feb. 17) ... grabbed a season-best 18 rebounds against Tallahassee (Nov. 11) ... pulled down 10 or more rebounds in a game on seven occasions.

AS A FRESHMAN IN 2021-22 AT NORTHERN ILLINOIS UNIVERSITY

Appeared in seven contests ... averaged 0.7 points and 1.4 rebounds per game ... played 3.3 minutes per contest ... made his collegiate debut against Boston University (Nov. 21) ... scored a season-high three points against Little Rock (Nov. 22) ... also grabbed a season-best six rebounds against Little Rock (Nov. 22) ... played a season-high 13 minutes against Little Rock (Nov. 22).

HIGH SCHOOL

Prepped at North Atlanta High School ... averaged 12.1 points and 10.4 rebounds per game as a senior in 2020-21 ... chosen to the Georgia Athletic Coaches Association Class 6A South All-State Team ... earned Class 6A All-Region 4 honors from Sandy's Spiel ... helped lead North Atlanta to the second round of the Class 6A state playoffs.

PERSONAL

Full name is Montavious Myrick ... major is undecided.

#21 David Onanina, C, 6-8, 230, R-Fr., Arlington, Va. (Bishop O'Connell HS)

AS A FRESHMAN IN 2022-23

Redshirt season ... did not play in any games.

HIGH SCHOOL

Had a 247Sports composite three-star rating ... ranked as the 48th-best center in the nation by 247Sports and as the 13th-best prospect in the state of Virginia ... averaged 10 points, 10 rebounds and 2.4 blocks per game as a senior at Bishop O'Connell High School in Arlington, Virginia ... helped Bishop O'Connell reach the final four at the Virginia state championship ... was a first team all-tournament selection at the Jerry Tarkanian Classic ... led his team to the championship at the prestigious Myrtle Beach Ball Classic in 2021-22.

#25 Bryson Perry, G, 5-9, 158, R-So., Richmond, Ky. (Mount St. Joseph University)

AS A SOPHOMORE IN 2022-23 AT EKU

Did not play in any games ... ASUN Conference Honor Roll.

AS A FRESHMAN IN 2021-22 AT MOUNT ST. JOSEPH UNIVERSITY

Played in three games ... recorded three rebounds.

HIGH SCHOOL

Earned Academic All-State honors and graduated from Model Laboratory School on the EKU campus in 2021 ... earned all-district recognition as a senior after averaging 13.8 points and 5.0 assists per game for the Patriots.

PERSONAL

Full name is Bryson Greenwell Perry ... son of Steve and Allison Perry ... has two brothers – Jackson (twin) and Lawson ... majoring in general business.

#22 Pierce Thomas, G/F, 6-5, 210, R-So., Brownsburg, Ind. (Butler University)

AS A REDSHIRT FRESHMAN IN 2022-23 AT BUTLER UNIVERSITY

Played in 23 of the team's 32 games ... logged an average of 13.6 minutes per game, which was eighth on the team ... averaged 2.2 points and 2.3 rebounds per game ... his 19 steals were fifth on the team ... shot 42 percent from the field ... his 54 total rebounds ranked seventh on the team ... scored a season-high nine points Nov. 19 against The Citadel ... had five games during the season where he pulled down five or more rebounds ... had a season-best six rebounds on three occasions ... handed out a season-best three assists in the BIG EAST Tournament first round game against St. John's (March 8) ... had three steals twice, including the season-opener Nov. 7 against New Orleans.

AS A FRESHMAN IN 2021-22 AT BUTLER UNIVERSITY

Redshirt season ... did not play in any games.

HIGH SCHOOL

Rated as a four-star recruit by ESPN, which also had him ranked among the top-30 small forwards in the class of 2021 ... tabbed as a three-star recruit by 247sports ... 2021 Indiana All-Star ... averaged 21.6 points, 5.7 rebounds, 3.1 assists and 1.6 steals per game as a senior ... shot 38.4 percent from the 3-point line ... led Brownsburg to a 13-9 record during the 2020-21 season ... earned ALL-USA Central Indiana boys basketball Super Team (first team) honors by Indianapolis Star ... as a junior, averaged 13.6 points, 6.4 rebounds, 4.9 assists and 1.0 steals per game for a team that went 21-4 and won a sectional championship ... shot 45.3 percent from the field, 35.7 percent from the 3-point line (35-for-98) and 75.3 percent from the free-throw line (58-for-77) ... scored in double figures in 20 of the 24 games he played in as a junior ... 2019-20 ALL-USA Central Indiana boys basketball Super Team (second team) by Indianapolis Star ... Underclass All-State "Supreme 15" by Indiana Basketball Coaches Association ... finished his four-year varsity career with 1,215 points, 449 rebounds, 334 assists and 114 steals ... played for Indy Heat in AAU ... Indiana's state champion in the long jump (and 8th-place finisher in the 200m) in 2019.

**PERSONAL**

Full name is Pierce Thomas ... son of Rich Thomas and Amy Brauman ... has one brother – Reis, and two sisters – Aysa and Quinci ... both parents played basketball at Illinois State ... his mom was an Indiana All-Star in 1991 and coached the Brownsburg High School girl's basketball team from 2007 to 2015 ... majoring in general studies.

**#14 John Ukomadu, F, 6-7, 195, Sr., Southfield, Mich. (Macomb CC)
AS A JUNIOR IN 2022-23 AT ECU**

Played in all 37 games ... averaged 12 minutes per contest ... contributed 5.0 points, 3.5 rebounds and 0.5 steals per game ... third on the team with 16 blocks ... shot 51 percent from the field and 23 percent from 3-point range ... scored a season-best 19 points against Miami-Middletown (Nov. 7), hitting on 9-of-10 from the field and pulling down seven rebounds ... scored 10 points at James Madison (Dec. 2) ... finished with 12 points and a season-high nine rebounds in ASUN Tournament quarterfinal victory over North Alabama (Feb. 28) ... tied his season-high with two blocked shots against Southern Utah (March 21) in the CBI semifinals.

AS A SOPHOMORE IN 2021-22 AT MACOMB COMMUNITY COLLEGE

Chosen as a second team NJCAA All-American ... averaged 14 points, six rebounds, two blocks, two steals and two assists per game while shooting 55 percent from the field as a sophomore ... connected on 34 percent of his 3-point attempts (23-for-68) ... was selected to the all-region team, the all-conference team, the conference all-defensive team and was picked as the conference defensive player of the year.

AS A FRESHMAN IN 2020-21 AT VINCENNES UNIVERSITY

Averaged 7.0 points, six rebounds and one block per game while shooting 48 percent from the field.

AS A FRESHMAN IN 2019-20 AT VINCENNES UNIVERSITY

Played in 24 games and started 19 times ... averaged 7.0 points and six rebounds per game ... shot 48 percent from the field.

HIGH SCHOOL

Attended Roseville High School.

PERSONAL

Full name is John Ukomadu ... son of Mike and Linda Ukomadu ... has two brothers – Jerry and Justice, and one sister – Jahari ... majoring in general studies.

#2 Leland Walker, G, 6-1, 185, So., Indianapolis, Ind. (Hargrave Military Academy)

AS A FRESHMAN IN 2022-23

Played in all 37 games and started three times ... averaged 9.4 points, 2.7 assists, 2.3 rebounds and 0.8 steals per game ... shot 39 percent from the field ... scored 11 points at Cincinnati (Nov. 13) ... finished with 13 points at No. 7 Tennessee (Dec. 7) ... scored a season-best 21 points and dished out a season-high eight assists against Boyce (Dec. 10) ... chosen as ASUN New-

comer of the Week (Dec. 12), after averaging 17 points, four assists, two rebounds and two steals, and shooting 50 percent from the field in two games ... scored 20 points against Bellarmine (Jan. 28) ... finished with 14 points, three rebounds, three assists and three steals in win over first place Kennesaw State (Feb. 4) ... had seven assists in the ASUN quarterfinals against North Alabama (Feb. 28) ... contributed 16 points, five rebounds, three assists and three steals in CBI semifinal win over Southern Utah (March 21) ... chosen as the best incoming freshman in the ASUN Conference by CBB Nation.

HIGH SCHOOL

First-ever ESPN four-star recruit to sign as a freshman with ECU ... ranked as the 39th best point guard in the nation ... played at Hargrave Military Academy during the 2021-22 season, helping the Tigers to a 37-5 record ... averaged 16 points, seven assists, five rebounds and one steal per game ... knocked down 39 percent of his attempts from 3-point range ... before playing at Hargrave, starred at North Central High School in Indianapolis ... averaged 19 points, four assists, three rebounds and one steal per game as a junior ... scored 24 points on 8-of-10 shooting from the field in the Indiana Junior All-Star Game (summer 2021).

PERSONAL

Full name is Leland James Walker ... son of Corinthian Walker ... has two brothers – Corey and Cornelius ... majoring in sport management.

BLANTON, Devontae

| SEASON | TEAM | GP-GS | MIN/AVG | Field Goals | | 3-Point | | F-Throws | | Rebounds | | | | Scoring | | | | | | |
|--------------|------|--------------|------------------|----------------|-------------|---------------|-------------|----------------|-------------|------------|------------|------------|------------|--------------|------------|------------|-----------|-----------|-------------|-------------|
| | | | | FG-FGA | FG% | 3FG-3FGA | 3FG% | FT-FTA | FT% | OFF | DEF | TOT | AVG | PF-FO | A | TO | BLK | STL | PTS | AVG |
| 2020-21 | EKU | 24-1 | 343/14.3 | 56-91 | .615 | 6-18 | .333 | 25-35 | .714 | 28 | 45 | 73 | 3.0 | 28-0 | 20 | 18 | 2 | 18 | 143 | 6.0 |
| 2021-22 | EKU | 29-19 | 821/28.3 | 118-269 | .439 | 23-57 | .404 | 62-76 | .816 | 56 | 126 | 182 | 6.3 | 54-2 | 85 | 45 | 7 | 34 | 321 | 11.1 |
| 2022-23 | EKU | 37-37 | 1108/29.9 | 246-538 | .457 | 40-108 | .370 | 93-130 | .715 | 77 | 147 | 224 | 6.1 | 57-0 | 103 | 91 | 7 | 34 | 625 | 16.9 |
| TOTAL | | 90-57 | 2272/25.2 | 420-898 | .468 | 69-183 | .377 | 180-241 | .747 | 161 | 318 | 479 | 5.3 | 139-2 | 208 | 154 | 16 | 86 | 1089 | 12.1 |

Single Game Highs

| Statistic | Value | |
|--------------|-------|--|
| Points | 32 | vs Indiana St. 03/20/23 |
| Rebounds | 14 | vs Alice Lloyd 12/31/21 |
| Assists | 7 | at Cincinnati 11/13/22, at Liberty 02/11/23 |
| Steals | 4 | vs Camp. Harrodsburg 12/17/20, vs North Ala. 02/16/22, vs Southern Utah 03/21/23 |
| Blocks | 2 | at Central Ark. 02/19/22 |
| FG Made | 13 | vs Alice Lloyd 12/31/21 |
| FG Attempts | 24 | vs North Ala. 02/18/23 |
| 3FG Made | 4 | vs Brescia 11/23/22 |
| 3FG Attempts | 6 | vs Brescia 11/23/22, vs Central Ark. 02/16/23, at Liberty 03/02/23 |
| FT Made | 10 | at Liberty 02/11/23 |
| FT Attempts | 11 | at Liberty 02/11/23 |

BUTTRY, Turner

| SEASON | TEAM | GP-GS | MIN/AVG | Field Goals | | 3-Point | | F-Throws | | Rebounds | | | | Scoring | | | | | | |
|--------------|------|-------------|----------------|--------------|-------------|--------------|-------------|------------|-------------|----------|-----------|-----------|------------|-------------|-----------|-----------|----------|----------|-----------|------------|
| | | | | FG-FGA | FG% | 3FG-3FGA | 3FG% | FT-FTA | FT% | OFF | DEF | TOT | AVG | PF-FO | A | TO | BLK | STL | PTS | AVG |
| 2022-23 | EKU | 31-0 | 287/9.3 | 32-93 | .344 | 26-78 | .333 | 5-6 | .833 | 4 | 13 | 17 | 0.5 | 37-0 | 18 | 12 | 0 | 9 | 95 | 3.1 |
| TOTAL | | 31-0 | 287/9.3 | 32-93 | .344 | 26-78 | .333 | 5-6 | .833 | 4 | 13 | 17 | 0.5 | 37-0 | 18 | 12 | 0 | 9 | 95 | 3.1 |

Single Game Highs

| Statistic | Value | |
|--------------|-------|--|
| Points | 19 | vs Miami-Middletown 11/07/22 |
| Rebounds | 3 | vs Brescia 11/23/22 |
| Assists | 2 | 4 times |
| Steals | 3 | vs Radford 12/17/22 |
| FG Made | 6 | vs Miami-Middletown 11/07/22, vs FGCU 01/12/23 |
| FG Attempts | 11 | vs FGCU 01/12/23 |
| 3FG Made | 6 | vs FGCU 01/12/23 |
| 3FG Attempts | 11 | vs FGCU 01/12/23 |
| FT Made | 3 | vs Miami-Middletown 11/07/22 |
| FT Attempts | 4 | vs Miami-Middletown 11/07/22 |

**COMER, Tayshawn**

| SEASON | TEAM | GP-GS | MIN/AVG | Field Goals | | 3-Point | | F-Throws | | Rebounds | | | | Scoring | | | | | | |
|--------------|------|--------------|-----------------|----------------|-------------|---------------|-------------|--------------|-------------|-----------|-----------|-----------|------------|-------------|------------|-----------|----------|-----------|------------|------------|
| | | | | FG-FGA | FG% | 3FG-3FGA | 3FG% | FT-FTA | FT% | OFF | DEF | TOT | AVG | PF-FO | A | TO | BLK | STL | PTS | AVG |
| 2022-23 | EKU | 37-37 | 983/26.6 | 106-296 | .358 | 37-116 | .319 | 47-71 | .662 | 15 | 71 | 86 | 2.3 | 86-2 | 134 | 78 | 3 | 43 | 296 | 8.0 |
| TOTAL | | 37-37 | 983/26.6 | 106-296 | .358 | 37-116 | .319 | 47-71 | .662 | 15 | 71 | 86 | 2.3 | 86-2 | 134 | 78 | 3 | 43 | 296 | 8.0 |

Single Game Highs

| Statistic | Value | |
|--------------|-------|---|
| Points | 15 | vs Kennesaw St. 02/04/23, vs Southern Utah 03/21/23 |
| Rebounds | 7 | vs Southern Utah 03/21/23 |
| Assists | 11 | vs Stetson 01/14/23 |
| Steals | 5 | vs Brescia 11/23/22 |
| Blocks | 1 | vs Tex. A&M-Commerce 11/20/22, vs Central Ark. 02/16/23, at Jacksonville 02/24/23 |
| FG Made | 6 | at Queens (NC) 02/09/23, at Liberty 03/02/23, vs Cleveland St. 03/19/23 |
| FG Attempts | 14 | at Kennesaw St. 01/02/23, at Queens (NC) 02/09/23 |
| 3FG Made | 3 | vs Queens (NC) 12/31/22 |
| 3FG Attempts | 7 | at Bellarmine 01/26/23 |
| FT Made | 6 | vs Radford 12/17/22 |
| FT Attempts | 8 | vs Radford 12/17/22, vs Southern Utah 03/21/23 |

COZART, Isaiah

| SEASON | TEAM | GP-GS | MIN/AVG | Field Goals | | 3-Point | | F-Throws | | Rebounds | | | | Scoring | | | | | | |
|----------------------|--------|--------------|------------------|----------------|-------------|------------|-------------|---------------|-------------|------------|------------|------------|------------|-------------|-----------|-----------|------------|-----------|------------|------------|
| | | | | FG-FGA | FG% | 3FG-3FGA | 3FG% | FT-FTA | FT% | OFF | DEF | TOT | AVG | PF-FO | A | TO | BLK | STL | PTS | AVG |
| 2019-20 | WestKy | 19-0 | 88/4.6 | 7-13 | .538 | 0-0 | .000 | 0-0 | .000 | 5 | 12 | 17 | 0.9 | 16-0 | 0 | 3 | 5 | 2 | 14 | 0.7 |
| 2020-21 | WestKy | 11-0 | 66/6.0 | 9-14 | .643 | 0-0 | .000 | 0-0 | .000 | 8 | 14 | 22 | 2.0 | 9-0 | 1 | 3 | 5 | 1 | 18 | 1.6 |
| 2021-22 | WestKy | 18-0 | 107/5.9 | 10-15 | .667 | 0-0 | .000 | 4-7 | .571 | 11 | 16 | 27 | 1.5 | 3-0 | 0 | 1 | 11 | 2 | 24 | 1.3 |
| 2022-23 | EKU | 37-36 | 887/24.0 | 155-244 | .635 | 0-0 | .000 | 57-101 | .564 | 117 | 161 | 278 | 7.5 | 62-0 | 14 | 22 | 94 | 17 | 367 | 9.9 |
| TOTAL FOR EKU | | 37-36 | 887/24.0 | 155-244 | .635 | 0-0 | .000 | 57-101 | .564 | 117 | 161 | 278 | 7.5 | 62-0 | 14 | 22 | 94 | 17 | 367 | 9.9 |
| TOTAL | | 85-36 | 1148/13.5 | 181-286 | .633 | 0-0 | .000 | 61-108 | .565 | 141 | 203 | 344 | 4.0 | 90-0 | 15 | 29 | 115 | 22 | 423 | 5.0 |

Single Game Highs

| Statistic | Value | |
|-------------|-------|--|
| Points | 31 | vs Southern Utah 03/21/23 |
| Rebounds | 17 | vs Cleveland St. 03/19/23 |
| Assists | 2 | vs Boyce 12/10/22, vs Indiana St. 03/20/23 |
| Steals | 3 | vs Boyce 12/10/22 |
| Blocks | 8 | vs Queens (NC) 12/31/22 |
| FG Made | 14 | vs Southern Utah 03/21/23 |
| FG Attempts | 17 | vs Southern Utah 03/21/23 |
| FT Made | 6 | vs Miami-Middletown 11/07/22, at Bellarmine 01/26/23 |
| FT Attempts | 8 | vs Miami-Middletown 11/07/22 |

HOLT, Jackson

| | | | | Field Goals | | 3-Point | | F-Throws | | Rebounds | | | | | | | | | Scoring | |
|--------------|------|-------------|----------------|--------------|-------------|-------------|-------------|------------|--------------|----------|----------|-----------|------------|-------------|----------|----------|----------|----------|-----------|------------|
| SEASON | TEAM | GP-GS | MIN/AVG | FG-FGA | FG% | 3FG-3FGA | 3FG% | FT-FTA | FT% | OFF | DEF | TOT | AVG | PF-FO | A | TO | BLK | STL | PTS | AVG |
| 2022-23 | EKU | 17-0 | 122/7.2 | 11-35 | .314 | 9-29 | .310 | 5-5 | 1.000 | 8 | 4 | 12 | 0.7 | 14-0 | 8 | 3 | 0 | 9 | 36 | 2.1 |
| TOTAL | | 17-0 | 122/7.2 | 11-35 | .314 | 9-29 | .310 | 5-5 | 1.000 | 8 | 4 | 12 | 0.7 | 14-0 | 8 | 3 | 0 | 9 | 36 | 2.1 |

Single Game Highs

| Statistic | Value | |
|--------------|-------|---|
| Points | 15 | vs Brescia 11/23/22 |
| Rebounds | 4 | vs Miami-Middletown 11/07/22 |
| Assists | 4 | vs Boyce 12/10/22 |
| Steals | 2 | vs Miami-Middletown 11/07/22, at North Florida 02/22/23 |
| FG Made | 5 | vs Brescia 11/23/22 |
| FG Attempts | 10 | vs Miami-Middletown 11/07/22 |
| 3FG Made | 5 | vs Brescia 11/23/22 |
| 3FG Attempts | 8 | vs Brescia 11/23/22 |
| FT Made | 3 | at Tennessee 12/07/22 |
| FT Attempts | 3 | at Tennessee 12/07/22 |

JACKSON, Dashawn

| | | | | Field Goals | | 3-Point | | F-Throws | | Rebounds | | | | | | | | | Scoring | |
|--------------|------|-------------|----------------|---------------|-------------|--------------|-------------|--------------|-------------|-----------|-----------|-----------|------------|-------------|-----------|-----------|----------|-----------|------------|------------|
| SEASON | TEAM | GP-GS | MIN/AVG | FG-FGA | FG% | 3FG-3FGA | 3FG% | FT-FTA | FT% | OFF | DEF | TOT | AVG | PF-FO | A | TO | BLK | STL | PTS | AVG |
| 2021-22 | EKU | 17-1 | 153/9.0 | 14-42 | .333 | 7-28 | .250 | 7-11 | .636 | 9 | 11 | 20 | 1.2 | 13-0 | 6 | 10 | 1 | 12 | 42 | 2.5 |
| 2022-23 | EKU | 30-0 | 258/8.6 | 24-80 | .300 | 11-41 | .268 | 18-26 | .692 | 14 | 17 | 31 | 1.0 | 17-0 | 22 | 13 | 1 | 17 | 77 | 2.6 |
| TOTAL | | 47-1 | 411/8.7 | 38-122 | .311 | 18-69 | .261 | 25-37 | .676 | 23 | 28 | 51 | 1.1 | 30-0 | 28 | 23 | 2 | 29 | 119 | 2.5 |

Single Game Highs

| Statistic | Value | |
|--------------|-------|--|
| Points | 16 | vs Miami-Middletown 11/07/22 |
| Rebounds | 4 | vs Alice Lloyd 12/31/21 |
| Assists | 6 | vs Miami-Middletown 11/07/22 |
| Steals | 3 | vs Miami-Middletown 11/07/22 |
| Blocks | 1 | vs Ohio Valley 11/11/21, at Liberty 03/02/23 |
| FG Made | 5 | vs Alice Lloyd 12/31/21, vs Miami-Middletown 11/07/22, vs Boyce 12/10/22 |
| FG Attempts | 8 | 4 times |
| 3FG Made | 4 | vs Alice Lloyd 12/31/21 |
| 3FG Attempts | 6 | vs Eastern Ill. 11/22/21 |
| FT Made | 4 | vs Miami-Middletown 11/07/22 |
| FT Attempts | 5 | vs Miami-Middletown 11/07/22 |

**MORENO, Michael**

| SEASON | TEAM | GP-GS | MIN/AVG | Field Goals | | 3-Point | | F-Throws | | Rebounds | | | | Other | | | | | Scoring | |
|--------------|------|----------------|------------------|-----------------|-------------|----------------|-------------|---------------|-------------|------------|------------|------------|------------|--------------|------------|------------|-----------|------------|-------------|-------------|
| | | | | FG-FGA | FG% | 3FG-3FGA | 3FG% | FT-FTA | FT% | OFF | DEF | TOT | AVG | PF-FO | A | TO | BLK | STL | PTS | AVG |
| 2019-20 | EKU | 33-22 | 844/25.6 | 103-226 | .456 | 43-124 | .347 | 36-57 | .632 | 66 | 136 | 202 | 6.1 | 52-1 | 43 | 30 | 9 | 25 | 285 | 8.6 |
| 2020-21 | EKU | 29-28 | 782/27.0 | 108-219 | .493 | 64-140 | .457 | 16-25 | .640 | 39 | 103 | 142 | 4.9 | 39-0 | 46 | 31 | 10 | 36 | 296 | 10.2 |
| 2021-22 | EKU | 31-22 | 817/26.4 | 138-311 | .444 | 67-187 | .358 | 21-31 | .677 | 66 | 109 | 175 | 5.6 | 41-0 | 54 | 23 | 15 | 41 | 364 | 11.7 |
| 2022-23 | EKU | 37-37 | 1045/28.2 | 146-332 | .440 | 94-244 | .385 | 26-39 | .667 | 68 | 172 | 240 | 6.5 | 48-0 | 72 | 29 | 10 | 38 | 412 | 11.1 |
| TOTAL | | 130-109 | 3489/26.8 | 495-1088 | .455 | 268-695 | .386 | 99-152 | .651 | 239 | 520 | 759 | 5.8 | 180-1 | 215 | 113 | 44 | 140 | 1357 | 10.4 |

Single Game Highs

| Statistic | Value | |
|--------------|-------|---|
| Points | 35 | vs Boyce 12/10/22 |
| Rebounds | 13 | vs Ohio-Chillicothe 11/12/19 |
| Assists | 6 | vs Midway 12/15/21, vs Alice Lloyd 12/31/21, vs North Ala. 02/18/23 |
| Steals | 5 | vs Eastern Ill. 11/22/21, vs Alice Lloyd 12/31/21 |
| Blocks | 3 | at Southeast Mo. St. 02/20/21, vs Liberty 02/05/22 |
| FG Made | 12 | vs Boyce 12/10/22 |
| FG Attempts | 23 | vs Boyce 12/10/22 |
| 3FG Made | 11 | vs Boyce 12/10/22 |
| 3FG Attempts | 22 | vs Boyce 12/10/22 |
| FT Made | 5 | at SIUE 02/08/20 |
| FT Attempts | 6 | at SIUE 02/08/20 |

PERRY, Bryson

| SEASON | TEAM | GP-GS | MIN/AVG | Field Goals | | 3-Point | | F-Throws | | Rebounds | | | | Other | | | | | Scoring | | |
|----------------------|------|------------|---------------|-------------|-------------|------------|-------------|------------|-------------|----------|----------|----------|------------|------------|----------|----------|----------|----------|----------|----------|------------|
| | | | | FG-FGA | FG% | 3FG-3FGA | 3FG% | FT-FTA | FT% | OFF | DEF | TOT | AVG | PF-FO | A | TO | BLK | STL | PTS | AVG | |
| 2021-22 | MSJ | 3-0 | 10/3.4 | 0-3 | .000 | 0-1 | .000 | 0-0 | .000 | 1 | 2 | 3 | 1.0 | 1-0 | 0 | 0 | 0 | 0 | 0 | 0 | 0.0 |
| TOTAL FOR EKU | | 0-0 | 0/0.0 | 0-0 | .000 | 0-0 | .000 | 0-0 | .000 | 0 | 0 | 0 | 0.0 | 0-0 | 0 | 0 | 0 | 0 | 0 | 0 | 0.0 |
| TOTAL | | 3-0 | 10/3.4 | 0-3 | .000 | 0-1 | .000 | 0-0 | .000 | 1 | 2 | 3 | 1.0 | 1-0 | 0 | 0 | 0 | 0 | 0 | 0 | 0.0 |

Single Game Highs

| Statistic | Value | |
|--------------|-------|------------------------|
| Rebounds | 2 | vs Manchester 02/05/22 |
| FG Attempts | 3 | vs Manchester 02/05/22 |
| 3FG Attempts | 1 | vs Manchester 02/05/22 |

UKOMADU, John

| SEASON | TEAM | GP-GS | MIN/AVG | Field Goals | | 3-Point | | F-Throws | | Rebounds | | | | Scoring | | | | | | |
|--------------|------|-------------|-----------------|---------------|-------------|--------------|-------------|--------------|-------------|-----------|-----------|------------|------------|-------------|-----------|-----------|-----------|-----------|------------|------------|
| | | | | FG-FGA | FG% | 3FG-3FGA | 3FG% | FT-FTA | FT% | OFF | DEF | TOT | AVG | PF-FO | A | TO | BLK | STL | PTS | AVG |
| 2022-23 | EKU | 37-0 | 446/12.0 | 78-152 | .513 | 10-44 | .227 | 20-36 | .556 | 47 | 82 | 129 | 3.5 | 43-0 | 15 | 34 | 16 | 20 | 186 | 5.0 |
| TOTAL | | 37-0 | 446/12.0 | 78-152 | .513 | 10-44 | .227 | 20-36 | .556 | 47 | 82 | 129 | 3.5 | 43-0 | 15 | 34 | 16 | 20 | 186 | 5.0 |

Single Game Highs

| Statistic | Value | |
|--------------|-------|--|
| Points | 19 | vs Miami-Middletown 11/07/22 |
| Rebounds | 9 | vs North Ala. 02/28/23 |
| Assists | 3 | vs Boyce 12/10/22 |
| Steals | 3 | vs Miami-Middletown 11/07/22, at Central Ark. 01/05/23 |
| Blocks | 2 | at Central Ark. 01/05/23, at Liberty 02/11/23, vs Southern Utah 03/21/23 |
| FG Made | 9 | vs Miami-Middletown 11/07/22 |
| FG Attempts | 12 | vs Brescia 11/23/22 |
| 3FG Made | 2 | at James Madison 12/02/22 |
| 3FG Attempts | 4 | vs Brescia 11/23/22, vs Boyce 12/10/22, vs Queens (NC) 12/31/22 |
| FT Made | 5 | vs Kennesaw St. 02/04/23 |
| FT Attempts | 6 | vs Kennesaw St. 02/04/23 |

**WALKER, Leland**

| SEASON | TEAM | GP-GS | MIN/AVG | Field Goals | | 3-Point | | F-Throws | | Rebounds | | | | Scoring | | | | | | |
|--------------|------|-------------|-----------------|----------------|-------------|--------------|-------------|--------------|-------------|-----------|-----------|-----------|------------|-------------|------------|-----------|----------|-----------|------------|------------|
| | | | | FG-FGA | FG% | 3FG-3FGA | 3FG% | FT-FTA | FT% | OFF | DEF | TOT | AVG | PF-FO | A | TO | BLK | STL | PTS | AVG |
| 2022-23 | EKU | 37-3 | 789/21.3 | 120-310 | .387 | 29-90 | .322 | 77-98 | .786 | 14 | 70 | 84 | 2.3 | 61-0 | 100 | 87 | 2 | 31 | 346 | 9.4 |
| TOTAL | | 37-3 | 789/21.3 | 120-310 | .387 | 29-90 | .322 | 77-98 | .786 | 14 | 70 | 84 | 2.3 | 61-0 | 100 | 87 | 2 | 31 | 346 | 9.4 |

Single Game Highs

| Statistic | Value | |
|--------------|-------|---|
| Points | 21 | vs Boyce 12/10/22 |
| Rebounds | 6 | at Jacksonville 02/24/23 |
| Assists | 8 | vs Boyce 12/10/22 |
| Steals | 4 | at Georgia St. 11/18/22 |
| Blocks | 1 | vs UNC Asheville 11/19/22, vs North Ala. 02/28/23 |
| FG Made | 7 | 4 times |
| FG Attempts | 18 | vs Southern Utah 03/21/23 |
| 3FG Made | 3 | vs Boyce 12/10/22, vs Bellarmine 01/28/23 |
| 3FG Attempts | 6 | at Tennessee 12/07/22, at Lipscomb 01/19/23, vs Bellarmine 01/28/23 |
| FT Made | 7 | vs Queens (NC) 12/31/22, at Queens (NC) 02/09/23 |
| FT Attempts | 8 | at Queens (NC) 02/09/23 |



**Good luck Coach
Hamilton and
Coach Todd!**

We are cheering you on!

Jerry Goble, Agent
444 Big Hill Avenue, Unit 1
Richmond, KY 40475
859-623-0550
jerry@jerrygobleinsurance.com



Game Records

| Record | Overall | Home | Away | Neutral |
|----------------|---------|------|------|---------|
| ALL GAMES | 23-14 | 14-2 | 5-10 | 4-2 |
| CONFERENCE | 12-6 | 8-1 | 4-5 | 0-0 |
| NON-CONFERENCE | 11-8 | 6-1 | 1-5 | 4-2 |

Score by Periods

| Team | 1st | 2nd | OT | TOT |
|-------------|------|------|----|------|
| Eastern Ky. | 1392 | 1455 | 62 | 2909 |
| Opponents | 1326 | 1346 | 48 | 2720 |

Team Box Score

| No. | Player | Overall | | | Total | | 3-Point | | F-Throw | | Rebounds | | | | Other | | | | PTS | AVG | | |
|------------------|-------------------|-----------|-------------|------|------------------|-------------|----------------|-------------|----------------|-------------|------------|------------|-------------|-------------|------------|----------|------------|------------|------------|------------|-------------|-------------|
| | | GP-GS | MIN | AVG | FG-FGA | FG% | 3FG-3FGA | 3FG% | FT-FTA | FT% | OFF | DEF | TOT | AVG | PF | DQ | A | TO | | | BLK | STL |
| 10 | BLANTON, Devontae | 37-37 | 1107:60 | 29.9 | 246-538 | .457 | 40-108 | .370 | 93-130 | .715 | 77 | 147 | 224 | 6.1 | 57 | 0 | 103 | 91 | 7 | 34 | 625 | 16.9 |
| 24 | MORENO, Michael | 37-37 | 1044:60 | 28.2 | 146-332 | .440 | 94-244 | .385 | 26-39 | .667 | 68 | 172 | 240 | 6.5 | 48 | 0 | 72 | 29 | 10 | 38 | 412 | 11.1 |
| 50 | COZART, Isaiah | 37-36 | 886:56 | 24.0 | 155-244 | .635 | 0-0 | .000 | 57-101 | .564 | 117 | 161 | 278 | 7.5 | 62 | 0 | 14 | 22 | 94 | 17 | 367 | 9.9 |
| 2 | WALKER, Leland | 37-3 | 788:35 | 21.3 | 120-310 | .387 | 29-90 | .322 | 77-98 | .786 | 14 | 70 | 84 | 2.3 | 61 | 0 | 100 | 87 | 2 | 31 | 346 | 9.4 |
| 1 | COMER, Tayshawn | 37-37 | 983:28 | 26.6 | 106-296 | .358 | 37-116 | .319 | 47-71 | .662 | 15 | 71 | 86 | 2.3 | 86 | 2 | 134 | 78 | 3 | 43 | 296 | 8.0 |
| 5 | ROBB, Cooper | 35-34 | 1016:12 | 29.0 | 93-253 | .368 | 58-172 | .337 | 23-36 | .639 | 34 | 107 | 141 | 4.0 | 79 | 3 | 50 | 25 | 4 | 58 | 267 | 7.6 |
| 14 | UKOMADU, John | 37-0 | 445:34 | 12.0 | 78-152 | .513 | 10-44 | .227 | 20-36 | .556 | 47 | 82 | 129 | 3.5 | 43 | 0 | 15 | 34 | 16 | 20 | 186 | 5.0 |
| 15 | KAPITI, Dardan | 35-0 | 460:18 | 13.2 | 68-122 | .557 | 1-1 | 1.000 | 18-42 | .429 | 31 | 56 | 87 | 2.5 | 64 | 1 | 13 | 32 | 27 | 15 | 155 | 4.4 |
| 0 | BUTTRY, Turner | 31-0 | 287:19 | 9.3 | 32-93 | .344 | 26-78 | .333 | 5-6 | .833 | 4 | 13 | 17 | 0.5 | 37 | 0 | 18 | 12 | 0 | 9 | 95 | 3.1 |
| 3 | JACKSON, DaShawn | 30-0 | 258:15 | 8.6 | 24-80 | .300 | 11-41 | .268 | 18-26 | .692 | 14 | 17 | 31 | 1.0 | 17 | 0 | 22 | 13 | 1 | 17 | 77 | 2.6 |
| 12 | WARDY, Michael | 18-1 | 119:47 | 6.7 | 18-30 | .600 | 3-4 | .750 | 6-9 | .667 | 11 | 14 | 25 | 1.4 | 15 | 0 | 3 | 3 | 12 | 5 | 45 | 2.5 |
| 11 | HOLT, Jackson | 17-0 | 121:58 | 7.2 | 11-35 | .314 | 9-29 | .310 | 5-5 | 1.000 | 8 | 4 | 12 | 0.7 | 14 | 0 | 8 | 3 | 0 | 9 | 36 | 2.1 |
| 55 | MARTIN, Taelon | 2-0 | 03:39 | 1.8 | 1-2 | .500 | 0-0 | .000 | 0-0 | .000 | 0 | 0 | 0 | 0.0 | 1 | 0 | 0 | 0 | 0 | 0 | 2 | 1.0 |
| Team | | | | | | | | | | | 63 | 64 | 127 | | | | | 15 | | | | |
| Total | | 37 | 7525 | | 1098-2487 | .441 | 318-927 | .343 | 395-599 | .659 | 503 | 978 | 1481 | 40.0 | 586 | 6 | 552 | 444 | 176 | 296 | 2909 | 78.6 |
| Opponents | | 37 | 7525 | | 987-2291 | .431 | 309-909 | .340 | 437-589 | .742 | 399 | 973 | 1372 | 37.1 | 561 | 9 | 531 | 536 | 105 | 241 | 2720 | 73.5 |

Team Statistics

| | EKU | OPP |
|------------------------|------------------|-----------------|
| Scoring | 2909 | 2720 |
| Points per game | 78.6 | 73.5 |
| Scoring margin | +5.1 | - |
| Field goals-att | 1098-2487 | 987-2291 |
| Field goal pct | .441 | .431 |
| 3 point fg-att | 318-927 | 309-909 |
| 3-point FG pct | .343 | .340 |
| 3-pt FG made per game | 8.6 | 8.4 |
| Free throws-att | 395-599 | 437-589 |
| Free throw pct | .659 | .742 |
| F-Throws made per game | 10.7 | 11.8 |
| Rebounds | 1481 | 1372 |
| Rebounds per game | 40.0 | 37.1 |
| Rebounding margin | +2.9 | - |
| Assists | 552 | 531 |
| Assists per game | 14.9 | 14.4 |
| Turnovers | 444 | 536 |
| Turnovers per game | 12.0 | 14.5 |
| Turnover margin | +2.5 | - |
| Assist/turnover ratio | 1.2 | 1.0 |
| Steals | 296 | 241 |
| Steals per game | 8.0 | 6.5 |
| Blocks | 176 | 105 |
| Blocks per game | 4.8 | 2.8 |
| Winning streak | 0 | - |
| Home win streak | 1 | - |
| Attendance | 56521 | 52829 |
| Home games-Avg/Game | 16-3533 | 15-3522 |
| Neutral site-Avg/Game | - | 6-325 |

Team Results

| Date | Opponent | Score | Att. |
|------------|----------------------|--------------|-------|
| 11/07/2022 | Miami-Middletown | W 137-52 | 3058 |
| 11/10/2022 | Western Ky. | L 60-66 | 6303 |
| 11/13/2022 | at Cincinnati | L 69-87 | 9303 |
| 11/18/2022 | at Georgia St. | W 62-61 | 1259 |
| 11/19/2022 | vs UNC Asheville | W 77-75 | 593 |
| 11/20/2022 | vs Tex. A&M-Commerce | L 61-75 | 588 |
| 11/23/2022 | Brescia | W 122-84 | 2106 |
| 12/02/2022 | at James Madison | L 80-97 | 4303 |
| 12/07/2022 | at Tennessee | L 49-84 | 15746 |
| 12/10/2022 | Boyce | W 140-79 | 2881 |
| 12/14/2022 | at Northern Ky. | L 61-64 | 2854 |
| 12/17/2022 | Radford | W 67-65 | 2991 |
| 12/22/2022 | UNC Greensboro | W 68-64 | 2683 |
| 12/31/2022 | Queens (NC) | W 88-83 | 2577 |
| 01/02/2023 | at Kennesaw St. | L 75-79 | 810 |
| 01/05/2023 | at Central Ark. | W 77-75 | 545 |
| 01/08/2023 | Liberty | W 62-59 | 3216 |
| 01/12/2023 | FGCU | W 97-76 | 3389 |
| 01/14/2023 | Stetson | W 85-70 | 3592 |
| 01/19/2023 | at Lipscomb | L 62-75 | 1681 |
| 01/21/2023 | at Austin Peay | W 74-59 | 1636 |
| 01/26/2023 | at Bellarmine | L 71-72 | 3842 |
| 01/28/2023 | Bellarmine | W 73-63 | 4025 |
| 02/02/2023 | Jacksonville St. | W 69-67 | 3486 |
| 02/04/2023 | Kennesaw St. | W 77-74 | 3761 |
| 02/09/2023 | at Queens (NC) | W 84-80 | 423 |
| 02/11/2023 | at Liberty | L 73-83 | 3961 |
| 02/16/2023 | Central Ark. | W 74-58 | 3412 |
| 02/18/2023 | North Ala. | Lot 93-98 | 4467 |
| 02/22/2023 | at North Florida | L 64-77 | 1619 |
| 02/24/2023 | at Jacksonville | W 56-52 | 804 |
| 02/28/2023 | North Ala. | W 73-48 | 4574 |
| 03/02/2023 | at Liberty | L 73-79 | 4043 |
| 03/19/2023 | vs Cleveland St. | Wot 91-75 | 0 |
| 03/20/2023 | vs Indiana St. | Wot 89-88 | 0 |
| 03/21/2023 | vs Southern Utah | Wot2 108-106 | 0 |
| 03/22/2023 | vs Charlotte | L 68-71 | 771 |



Game Records

| Record | Overall | Home | Away | Neutral |
|----------------|---------|------|------|---------|
| ALL GAMES | 12-6 | 8-1 | 4-5 | 0-0 |
| CONFERENCE | 12-6 | 8-1 | 4-5 | 0-0 |
| NON-CONFERENCE | 0-0 | 0-0 | 0-0 | 0-0 |

Score by Periods

| Team | 1st | 2nd | OT | TOT |
|-------------|-----|-----|----|------|
| Eastern Ky. | 672 | 669 | 13 | 1354 |
| Opponents | 634 | 648 | 18 | 1300 |

Team Box Score

| No. | Player | Overall | | | Total | | | 3-Point | | F-Throw | | Rebounds | | | | Other | | | | PTS | AVG | |
|------------------|-------------------|-----------|-------------|------|-----------------|-------------|----------------|-------------|----------------|-------------|------------|------------|------------|-------------|------------|----------|------------|------------|-----------|------------|-------------|-------------|
| | | GP-GS | MIN | AVG | FG-FGA | FG% | 3FG-3FGA | 3FG% | FT-FTA | FT% | OFF | DEF | TOT | AVG | PF | DQ | A | TO | BLK | | | STL |
| 10 | BLANTON, Devontae | 18-18 | 555:42 | 30.9 | 118-265 | .445 | 14-50 | .280 | 54-71 | .761 | 42 | 78 | 120 | 6.7 | 29 | 0 | 55 | 44 | 3 | 10 | 304 | 16.9 |
| 24 | MORENO, Michael | 18-18 | 521:46 | 29.0 | 73-158 | .462 | 41-111 | .369 | 17-26 | .654 | 38 | 87 | 125 | 6.9 | 21 | 0 | 41 | 11 | 2 | 19 | 204 | 11.3 |
| 50 | COZART, Isaiah | 18-17 | 447:04 | 24.8 | 77-122 | .631 | 0-0 | .000 | 25-42 | .595 | 64 | 78 | 142 | 7.9 | 26 | 0 | 5 | 11 | 55 | 8 | 179 | 9.9 |
| 2 | WALKER, Leland | 18-2 | 384:21 | 21.4 | 60-155 | .387 | 14-49 | .286 | 37-46 | .804 | 4 | 39 | 43 | 2.4 | 33 | 0 | 51 | 51 | 0 | 12 | 171 | 9.5 |
| 1 | COMER, Tayshawn | 18-18 | 495:53 | 27.5 | 56-160 | .350 | 21-58 | .362 | 21-29 | .724 | 6 | 34 | 40 | 2.2 | 38 | 1 | 65 | 32 | 2 | 18 | 154 | 8.6 |
| 5 | ROBB, Cooper | 16-16 | 482:12 | 30.1 | 39-115 | .339 | 25-81 | .309 | 15-21 | .714 | 11 | 51 | 62 | 3.9 | 30 | 1 | 14 | 10 | 1 | 27 | 118 | 7.4 |
| 15 | KAPITI, Dardan | 17-0 | 229:29 | 13.5 | 36-63 | .571 | 0-0 | .000 | 11-24 | .458 | 22 | 26 | 48 | 2.8 | 38 | 1 | 10 | 13 | 12 | 6 | 83 | 4.9 |
| 14 | UKOMADU, John | 18-0 | 202:13 | 11.2 | 30-65 | .462 | 2-19 | .105 | 16-25 | .640 | 17 | 40 | 57 | 3.2 | 22 | 0 | 6 | 14 | 11 | 9 | 78 | 4.3 |
| 0 | BUTTRY, Turner | 17-0 | 177:01 | 10.4 | 13-53 | .245 | 12-47 | .255 | 0-0 | .000 | 3 | 5 | 8 | 0.5 | 25 | 0 | 9 | 6 | 0 | 4 | 38 | 2.2 |
| 3 | JACKSON, DaShawn | 12-0 | 74:11 | 6.2 | 5-17 | .294 | 2-9 | .222 | 1-2 | .500 | 4 | 1 | 5 | 0.4 | 5 | 0 | 5 | 5 | 0 | 8 | 13 | 1.1 |
| 12 | WARDY, Michael | 7-1 | 28:30 | 4.1 | 2-3 | .667 | 1-1 | 1.000 | 2-2 | 1.000 | 2 | 5 | 7 | 1.0 | 3 | 0 | 0 | 0 | 4 | 1 | 7 | 1.0 |
| 11 | HOLT, Jackson | 5-0 | 26:38 | 5.3 | 1-6 | .167 | 1-6 | .167 | 2-2 | 1.000 | 2 | 0 | 2 | 0.4 | 3 | 0 | 0 | 1 | 0 | 4 | 5 | 1.0 |
| Team | | | | | | | | | | | 31 | 30 | 61 | | | | | 9 | | | | |
| Total | | 18 | 3625 | | 510-1182 | .431 | 133-431 | .309 | 201-290 | .693 | 246 | 474 | 720 | 40.0 | 273 | 3 | 261 | 207 | 90 | 126 | 1354 | 75.2 |
| Opponents | | 18 | 3625 | | 473-1123 | .421 | 151-450 | .336 | 203-268 | .757 | 206 | 465 | 671 | 37.3 | 268 | 4 | 258 | 229 | 42 | 112 | 1300 | 72.2 |

Team Statistics

| | EKU | OPP |
|------------------------|-----------------|-----------------|
| Scoring | 1354 | 1300 |
| Points per game | 75.2 | 72.2 |
| Scoring margin | +3.0 | - |
| Field goals-att | 510-1182 | 473-1123 |
| Field goal pct | .431 | .421 |
| 3 point fg-att | 133-431 | 151-450 |
| 3-point FG pct | .309 | .336 |
| 3-pt FG made per game | 7.4 | 8.4 |
| Free throws-att | 201-290 | 203-268 |
| Free throw pct | .693 | .757 |
| F-Throws made per game | 11.2 | 11.3 |
| Rebounds | 720 | 671 |
| Rebounds per game | 40.0 | 37.3 |
| Rebounding margin | +2.7 | - |
| Assists | 261 | 258 |
| Assists per game | 14.5 | 14.3 |
| Turnovers | 207 | 229 |
| Turnovers per game | 11.5 | 12.7 |
| Turnover margin | +1.2 | - |
| Assist/turnover ratio | 1.3 | 1.1 |
| Steals | 126 | 112 |
| Steals per game | 7.0 | 6.2 |
| Blocks | 90 | 42 |
| Blocks per game | 5.0 | 2.3 |
| Winning streak | 1 | - |
| Home win streak | 0 | - |
| Attendance | 31925 | 15321 |
| Home games-Avg/Game | 9-3547 | 9-1702 |
| Neutral site-Avg/Game | - | 0-0 |

Team Results

| Date | Opponent | Score | Att. |
|------------|------------------|-----------|------|
| 12/31/2022 | Queens (NC) | W 88-83 | 2577 |
| 01/02/2023 | at Kennesaw St. | L 75-79 | 810 |
| 01/05/2023 | at Central Ark. | W 77-75 | 545 |
| 01/08/2023 | Liberty | W 62-59 | 3216 |
| 01/12/2023 | FGCU | W 97-76 | 3389 |
| 01/14/2023 | Stetson | W 85-70 | 3592 |
| 01/19/2023 | at Lipscomb | L 62-75 | 1681 |
| 01/21/2023 | at Austin Peay | W 74-59 | 1636 |
| 01/26/2023 | at Bellarmine | L 71-72 | 3842 |
| 01/28/2023 | Bellarmine | W 73-63 | 4025 |
| 02/02/2023 | Jacksonville St. | W 69-67 | 3486 |
| 02/04/2023 | Kennesaw St. | W 77-74 | 3761 |
| 02/09/2023 | at Queens (NC) | W 84-80 | 423 |
| 02/11/2023 | at Liberty | L 73-83 | 3961 |
| 02/16/2023 | Central Ark. | W 74-58 | 3412 |
| 02/18/2023 | North Ala. | Lot 93-98 | 4467 |
| 02/22/2023 | at North Florida | L 64-77 | 1619 |
| 02/24/2023 | at Jacksonville | W 56-52 | 804 |

Dec. 17, 1929-30 – In coach Charles “Turkey” Hughes’ first season as Eastern’s head coach, the Maroons defeat Louisville 26-16 en route to a 14-8 season.

1939-40 – Coach Rome Rankin, in his fifth season as Eastern’s head coach, guides the Maroons to their best record in school history as Eastern finishes the year at 16-2.

1945-46 – Eastern defeats Kentucky Wesleyan, Morehead State and Louisville to win the Kentucky Intercollegiate Athletic Conference Tournament and finish the season, 21-3.

1946-47 – Paul McBrayer takes over the Maroons’ reins and picks up where Rome Rankin left off by going 21-4 his first year with wins over Pepperdine, Baylor and Tulsa to the team’s credit. Eastern runs off 18 straight victories over a two-year span, which includes winning the first 11 games of this season.

1948-49 – In the Maroons’ first year in Ohio Valley Conference play, Eastern was 16-3 overall, 7-3 in the OVC and advanced to the semifinals of the OVC tournament, while being ranked 24th in the nation in the final poll of major college teams.

1949-50 – Comprised mostly of seniors who had played for Paul McBrayer for four years, the Maroons won the OVC tournament with a 62-50 decision over Western Kentucky. Eastern was ranked 11th nationally in the final Dunkel Index poll, missing the top 10 by just half a point.

1950-51 – Eastern finishes 21st in the nation with a final 18-8 record which included victories over Virginia Tech, Dayton and North Carolina.

1951-52 – Jim Baechtold, a 6-4 forward, ends his illustrious four-year Eastern career with 1,137 points and 933 rebounds. He was a three-time All-OVC selection, a two-time All-OVC tournament choice and an UPI honorable mention All-America pick in 1951-52. He was taken as the second pick of the NBA draft by the Baltimore Bullets and had a five-year professional basketball career that included being NBA Rookie of the Year for the Bullets in 1953. He closed his pro career with a four-year stint with the New York Knicks.

The World Champion Rochester Rockets of the NBA came to Eastern’s campus in October for their preseason training camp and after scrimmaging against the Maroons for a couple of weeks, called Eastern, “the best college team they had ever seen.”

1952-53 – Paul McBrayer’s 1952-53 team wins



Josh Taylor (right) hit the game-winning shot in the 2007 OVC championship game.

its first regular season OVC title and makes its first NCAA tournament appearance, losing to Notre Dame, 72-57. Eastern had to play the Fightin’ Irish without the services of leading scorer Elmer Tolson and captain and playmaker Bill Bales who were ineligible because of being freshmen.

Feb. 6, 1954 – Eastern hands No. 3 Western its first defeat of the season, 63-54, breaking the Hilltoppers’ 21-game win streak.

1954-55 – Paced by junior forward Jack Adams who ended the season as the nation’s 28th leading scorer with his 23.2 ppg average, Eastern wins its second OVC tournament title with a 76-59 decision over Murray State.

1955-56 – Jack Adams, who played varsity basketball three seasons for the Maroons and was a three-time All-OVC choice, has his No. 40 jersey retired by Eastern, the only number in any sport to ever be retired by the University. He scored 1,460 points in his three-year varsity career for the Maroons.

Jan. 22, 1958 – Eastern begins what would turn out to be a 38-game homecourt winning streak at the Weaver Health Building gymnasium with a 72-64 victory over Murray State. The win streak would span four seasons and would, ironically, end with a loss to the Racers, 82-80, Jan. 8, 1962.

1958-59 – Eastern wins the OVC championship with an overall record of 16-6. The Maroons played in their second NCAA tournament game in the school’s history, losing in the first round to the Louisville, 77-63. Eastern finishes the season as the nation’s fourth-best rebounding team.

Former Eastern basketball great Jack Adams is named an AAU All-American for the All-Army team. He participated in the Pan-Am

Games in Chicago this season. He had already made world headlines earlier in his pro career when he scored 56 points and pulled down 28 rebounds for the Cleveland Pipers against Seattle in the AAU National Basketball League. He later was chosen MVP of the Pipers and MVP of the AAU tournament.

1962-63 – Eastern closes competition in the Weaver Health Building gymnasium after more than three decades of basketball action. Eastern teams had won 225 contests and lost only 51 during this period (1931-63, no team in 1943-44 due to World War II).

Dec. 4, 1963 – Eastern christens its brand new playing facility, Alumni Coliseum, with a 78-65 win over Louisville.

1963-64 – Eastern closes the season with a .755 school record free throw percentage, which placed the Maroons sixth in the nation in this category at the end of the season.

1964-65 – Eastern wins the OVC basketball crown as third-year coach Jim Baechtold was named OVC Coach of the Year in guiding the Maroons to a final 13-1 league record. Eastern, who scored more than 100 points five times this season, makes its third appearance in the NCAA tournament, losing 99-52 to DePaul.

1967-68 – Garfield Smith finishes second in the nation in rebounding to Florida’s Neal Walk. Although Smith averaged a school-record 19.7 rpg, Walk, on the strength of a closing 38-rebound performance, averaged 19.8 rpg. Later that year, Smith became a first-round draft choice of the Oakland Oaks of the American Basketball Association and a second-round pick of the Boston Celtics of the NBA.

Dec. 27-30, 1971 – Eastern defeats Texas Tech, Santa Clara and Oklahoma City to take one of the nation’s oldest Christmas tournaments, the All-College tournament in Oklahoma City, Okla.

1971-72 – Eastern ties for the OVC regular season championship with Morehead State and Western Kentucky, setting up a playoff in Frankfort’s Civic Center to decide the league’s representative to the NCAA tournament. Morehead State defeated Western, setting up the championship game with EKU. Eastern downed the Eagles, 98-86, to win the OVC crown and advance in to the NCAA tournament. EKU had to play Florida State, the eventual NCAA tournament runner-up, and took the Seminoles to the wire, before losing, 83-81.

Feb. 15, 1979 – Eastern, en route to a 21-win season, defeats West Virginia, 93-91, in the Charleston (W.Va.) Civic Arena.

1978-79 – In one of the most talked about games in Eastern sports history, reserve guard Dave Tierney hit two free throws with no time left on the clock to give Eastern a memorable 78-77 victory over arch-rival Western Kentucky in the finals of the OVC tournament in Alumni Coliseum. The win sends Eastern to the NCAA tournament where the Colonels were defeated 97-81 by Tennessee.

1986-87 – Austin Peay guard Richie Armstrong spoils coach Max Good's Colonels dreams of going to the NCAA tournament when he hits a three-point shot at the buzzer to give the Gobs a 71-68 win in the finals of the OVC tournament played that year in Murfreesboro, Tenn.

Feb. 24, 2001 – Guard Lavoris Jerry ends his career in style for Eastern by scoring 41 points against Eastern Illinois in his last game as a Colonel.

2004-05 – Coach Travis Ford leads Eastern to a school-record 22 wins as Eastern captures its last seven games of the regular season en route to taking the OVC crown. Eastern draws Kentucky in the first round of the NCAA tournament and plays the Wildcats to the wire before losing 72-64 in the RCA Dome in Indianapolis, Ind.

2006-07 – Freshman Josh Taylor's floating 10-foot jumper with two seconds left gives Eastern a thrilling 63-62 win over Austin Peay in the OVC tournament championship and its seventh trip to the NCAA tournament. Eastern loses to national power North Carolina, 86-65, in Winston-Salem, N.C., in the NCAA first round.

2009-10 – The Colonels posted their second 20-win season under head coach Jeff Neubauer and returned to postseason play. ECU went 20-13 overall and hosted the College of Charleston in the first round of the College Basketball Invitational (CBI).

2012-13 – Little was expected of the Colonels before the season started, evident by being picked to place fifth in the OVC East and ninth overall in the new 12-team league. That didn't stop a 9-0 start to the season, the program's best since beginning 11-0 in 1946-47. The accomplishments just kept on coming. ECU was among the final nine unbeaten teams in nation and went on to finish with the second best record in the OVC (12-4). On their way to a new school record 25 victories, the Colonels also set a new mark with nine

Colonels in the 2007 NCAA Tournament

After trailing by as many as 27 points in the first half, the Eastern Kentucky men's basketball team fought back to within four before falling to top-seeded North Carolina, 86-65, in the opening round of the 2007 NCAA Tournament.

Darnell Dialls led ECU with a season-high 17 points, 13 coming in the second half, including his first-ever three-point field goal. Adam Leonard added 14 points and a team-best three steals.

With 8:46 remaining in the first half, the Tar Heels took their largest lead of the period (27) off a Ty Lawson three-point field goal, but Eastern Kentucky responded with six unanswered points to ignite a 15-4 scoring run. During the six-minute span, the Tar Heels turned the ball over five times and managed to get off just two shots.

Eastern Kentucky scored the first seven points of the second half, cutting its deficit to single digits (47-39) off a Julian Mascoll fast-break dunk, before a reverse lay-up from Mike Rose got the Colonels within four (48-44) just prior to the first media timeout.

North Carolina responded with seven straight points to keep control of the contest. From there, the Tar Heels put together a few more runs to pull away from the Colonels.



Darnell Dialls went 8-of-9 from the floor to finish with a season-high 17 points versus UNC.

Colonels in the 2010 College Basketball Invitational

Behind the effort of a 20-win season, Eastern Kentucky earned a berth in the 2010 College Basketball Invitational. However, the College of Charleston ended ECU's postseason with an 82-79 victory in the opening round.

Matt Sundberg's three-pointer with 28 seconds on the clock broke a 77-77 tie and gave the Cougars a lead they would not relinquish.

Senior Josh Taylor scored a career-high 28 points and connected on 4-of-8 three-pointers in the final game of his Colonel career.

Both teams shot the ball well as the Colonels shot 59 percent (31-of-52) from the field and 50 percent (9-of-18) from three-point range. The visiting Cougars, out of the Southern Conference, shot 57 percent (29-of-51) from the field and 48 percent (13-of-27) from three point range.

A bucket in the paint by Taylor tied the game at 75-75 with 1:30 remaining, but Tony White, Jr. responded on the ensuing possession with two free throws to put the Cougars ahead, 77-75. Taylor scored on the opposite end and was fouled, but missed his free throw allowing the game to stay tied at 77-all.

Sundberg then nailed a three-pointer from the left wing with 28 ticks on the clock to break the tie for good. Stommes brought the Colonels back to within one point on a put-back with 12 seconds left only to see Andrew Goudelock push the advantage back to three points with two free throws.

ECU was able to get Taylor one final look at a tying three-point attempt, but the shot was slightly off target.



Josh Daniel and the rest of the Colonels shot 66.7 percent from the field in the second half against College of Charleston, but ECU still came up just short in its first ever meeting with the Cougars.

road wins. Eastern advanced to the Collegen Insider.com Postseason Tournament and earned the school's first victory in a national postseason tournament in 68 years, beating Gardner-Webb 69-62 in the first round.

2013-14 – The Colonels won the program's sixth OVC Tournament Championship and made their eighth NCAA Tournament appearance. Eastern nearly upset No. 2 seed Kansas in the Big Dance, leading the Jayhawks with 8:55 left in the game and trailing by only three with 3:39 to go. Before giving Kansas all it could handle in the NCAA Tournament, the Colonels steamrolled through the OVC Tournament. Eastern won three games in three days and trailed for only 41 seconds during the entire tourney. EKU finished the season with a 24-10 record, the second most wins in program history. Eastern finished second in the nation in turnover margin, fifth in the nation in three-point field goals per game and sixth in steals. Individually, Marcus Lewis won the Denny's Slam Dunk Championship at the 2014 Final Four. Corey Walden was the OVC Tournament MVP, the 2014 OVC Defensive Player of the Year and selected as a Lefty Driesell Defensive All-American. Glenn Cosey was chosen as a Lou Henson All-American and first team all-conference. In addition, Cosey broke the school record for three-pointers in a game when he knocked down 10 at Eastern Illinois and the mark for three's in a season with 115. One of those three-pointers came from 35 feet away with 0.4 seconds left to give Eastern a 79-78 victory over Southeast Missouri. The shot earned the No. 1 spot on SportsCenter's Top-10 Plays.

2014-15 – EKU made its third straight appearance in a national postseason tournament, advancing to the quarterfinals of the Collegen Insider.com Postseason Tournament (CIT). The Colonels finished the season with a 21-12 record, winning 20 or more games for the third straight season. Eastern went 11-5 in the OVC and finished first in the East Division. Senior guard Corey Walden was chosen as a Lou Henson All-American and a Lefty Driesell Defensive All-American. Walden earned first team All-OVC honors and was chosen as the OVC Defensive Player of the Year for the second straight season. He led the nation in steals (3.09 spg) and was the only player in the OVC in the top-10 in scoring, field goal percentage, assists and steals. Senior forward Eric Stutz was also a first team All-OVC selection and became the 13th player in program history to score 1,000 points and grab 500 rebounds in his career. Eastern Kentucky's 86 wins over four years made for the winningest four-year stretch in program history.

Colonels in the 2013 Collegen Insider.com Tournament

With the score tied, Corey Walden banked in a three-pointer as the shot clock expired and 1:08 left in the game to send Eastern Kentucky to a 69-62 win at Gardner-Webb in the first round of the Collegen Insider.com Postseason Tournament.

The win was the first for EKU in a national postseason tournament in 68 years.

Walden made a deposit with a bank shot from the left wing for a three-point lead. GWU missed three shot attempts, including two three-point shots, before sending Eastern to the line four times in the final 11 seconds. The Colonels made all four.


Walden finished with 26 points on 7-of-10 shooting from the field. He made all four of his three-point attempts and 8-of-10 from the free throw line. Cosey hit six 3-pointers and finished with 22 points.

After scoring the first basket of the second half to break a halftime tie, Eastern Kentucky saw the Evansville use 17-6 run to take control in a 86-72 loss in the second round of the Collegen Insider.com Postseason Tournament.

The Colonels conclude the 2012-13 season with a 25-10 record, three more wins than the previous school best.

A basket by Glenn Cosey 13 seconds into the second half put the visitors on top 45-43, but EKU hit just three field goals over the next 11:45 as the Purple Aces (20-14) rolled off a 17-6 run.

Cosey led the Colonels with 18 points. Senior Mike DiNunno ended his career with 14 points. Corey Walden added 12 points. Colt Ryan had a game-high 25 points for Evansville.



Corey Walden's big three-pointer helped send EKU to its first victory in a national postseason tournament game since 1945.

Colonels in the 2014 NCAA Tournament

No. 15 seed Eastern Kentucky gave No. 2 seed Kansas all it could handle before falling to the heavily-favored Jayhawks, 80-69, in the second round of the NCAA Tournament.

EKU (24-10) pulled to within three points of KU (25-9), 64-61, on a jumper in the lane by junior Corey Walden with 3:39 to play. However, a three-point play by Jamari Traylor on the opposite end sparked a decisive 12-0 Jayhawks run that was capped by a Andrew Wiggins dunk that made it 76-64 with 44 seconds on the clock.

Glenn Cosey led EKU in the near-upset with 17 points, 14 of which came in a dazzling first-half performance. Tarius Johnson and Eric Stutz contributed 15 points apiece. Walden was saddled with foul trouble the entire game and scored only four points before fouling out with 3:19 remaining.

The Colonels knocked down 12 three-pointers in the loss.

Wiggins paced five Jayhawks in double figures with 19 points. Kansas shot 60 percent (32-of-53) from the field and out-rebounded EKU, 43-19.

EKU led for most of the first half, as Cosey knocked down his first three 3-point attempts to give the Colonels a quick 13-6 advantage. Eastern forced Kansas into 14 turnovers in the first half.

Kansas took a seven-point lead, 45-38, on a dunk by Tarik Black just over four minutes into the second half, but the Colonels responded with a 10-0 run and retook the lead, 48-45, when Johnson buried a three-pointer from the wing with 12:55 on the clock. EKU's final lead came when Jeff Johnson connected on a three-pointer to make it 56-53 with 9:13 to play. Jamari Traylor tied it with a three-point play on KU's next possession and the Jayhawks led the rest of the way.

Kansas turned the ball over only three times in the second half.



Colonels in the 2015 CollegInsider.com Tournament

With a pair of home court victories, EKU advanced to the quarterfinals of the 2015 CollegInsider.com Postseason Tournament (CIT).

Eastern beat Norfolk State, 81-75, in the first round and then edged High Point, 66-65, in the second round. The Colonels' bid to make the final four came up just short with a 70-69 loss to Tennessee-Martin.

Eastern Kentucky withstood a 16-4 late-game run to beat Norfolk State. The Spartans cut a 13-point EKU lead to one, 71-70, with 3:31 to go. After a drawn charge by sophomore guard Isaac McGlone, a Ja'Mill Powell three-pointer brought the lead back to four. Three scoreless minutes later, senior guard Corey Walden put the game away with an and-one layup with 47 seconds to go that pushed the Colonels' lead to seven.

Walden and senior forward Eric Stutz both finished with 22 points. Walden added eight assists and three steals. Stutz scored 16 of his 22 points in the second half, making five of six shots.

Powell contributed 12 points to the total, all coming from three-point land. Timmy Knipp added 13 points, two rebounds and three assists.

Rashid Gatson, a 6-foot-9 forward, finished with 22 points and 10 rebounds to lead Norfolk State.

The Spartans shot 61 percent from the field and from three-point range. NSU also totaled 44 points in the paint but had 14 turnovers, seven more than EKU.

With 12 seconds to play and his team down one, Walden hit a tough running layup that helped Eastern Kentucky to a victory over High Point.

High Point guard Haiishen McIntyre missed the front end of a one-and-one with 20 seconds to go and his team ahead by one. Eric Stutz grabbed the rebound, outlet passed to Walden who took the ball to the rim and scored the game-winner.

The Panthers had one more chance to win, but sophomore guard Anthony Lindauer missed a corner jumper that went off the left side of the rim. McGlone grabbed the rebound to seal it.

The two teams combined for seven ties and five lead changes and the largest lead never got above 10 for either team.

Walden led EKU with 19 points to go along with seven rebounds, five assists and four steals. Stutz had a double-double with 16 points and 10 rebounds. McGlone had 14 points and two rebounds, including the one that sealed the win.

High Point forward John Brown led the Panthers. Brown finished with 23 points on 10-of-13 shooting and eight rebounds.

EKU fell victim to a game-winning three-pointer, falling to Tennessee-Martin in the quarterfinals.

With 3.3 seconds to play, UT Martin guard Marshun Newell hit a three in front of the Skyhawk bench to win the game.

EKU fought back from a 14-point first half deficit and eventually took the lead on a McGlone steal and layup with 14:42 to play.

Walden had 21 points, seven rebounds, six assists and two steals. All of those were team-highs. He shot 8-of-12 from the field and 5-of-9 from three-point range.

UT Martin was led by junior forward Twymound Howard with 23 points and seven rebounds. Newell contributed 16 points to the total, including four three-pointers that all came in the second half.



Corey Walden's shot with 12 seconds to play proved to be the game winner in a 66-65 victory over High Point in the second round.



Eric Stutz finished with 16 points and 10 rebounds against High Point in the second round of the CIT.

2019-20 – After finishing the non-conference season 3-10, the Colonels responded by winning nine of their first 11 OVC games. It was EKU's best conference start in more than 40 years. The Colonels finished with 12 OVC wins, tied for second most in program history. A.W. Hamilton was voted the OVC Coach of the Year, the first EKU coach to earn that award since 1987. After falling to eventual tournament champion Belmont in the nationally-televised semifinals, EKU earned a national postseason invitation (the CollegInsider.Com Postseason Tournament); however, the event was canceled due to the COVID-19 outbreak.

2020-21 – Eastern Kentucky went 22-7 including the most conference wins in program history (15) and the most conference road victories (8) ever. EKU also set a new program record for 3-pointers in a game (20) and led the nations in steals (10.3 spg). The Colonels were ranked as high as No. 12 in the College Insider Mid-Major Top 25 and concluded the season ranked 25th.

The team's 22 victories tied for the third most in program history and EKU's .759 winning percentage was the Colonels' best since the 1964-65 season (56 years). It was also the highest winning percentage by any NCAA Division I team in the Commonwealth of Kentucky. The squad began the 2020-21 season with a 14-2 mark, the best start for an EKU team in 74 years.

2022-23 – EKU won three straight overtime games, including a double overtime contest, on its way to the College Basketball Invitational championship game. This team finished the season with a 23-14 record. Despite being picked to finish 10th in the ASUN in the preseason poll, the Colonels placed third with a 12-6 mark and advanced to the final four of the conference tournament.

The 23 wins in 2022-23 were the third-most ever by a Colonel team. EKU also had more wins in 2022-23 than any other NCAA Division I team in Kentucky.

For the second straight year, EKU set a new program record for season tickets. The crowd of 6,303 for the second game of the season, versus rival Western Kentucky on Nov. 10, was the largest in more than 20 seasons. The Colonels would go on to lead the ASUN Conference with an average home attendance of 3,533 per game in 2022-23.

Devontae Blanton was chosen first team All-ASUN, first team All-District III by the NABC, and earned spots on the ASUN and CBI All-Tournament Teams.

Cooper Robb hit a buzzer-beater from just beyond the halfcourt line to give the Colonels a 62-61 win at Georgia State on Nov.

18. Robb's game-winner was the No. 1 play on ESPN's SportsCenter Top-10, and capped a comeback from a 15-point halftime deficit.

One day later, Michael Moreno became the 37th member of ECU's 1,000-point club when he hit a 3-pointer with 9:50 left in the game against UNC Asheville. Moreno hit 11 three-pointers against Boyce on Dec. 10, breaking the program record of 10.

Isaiah Cozart broke the program record for blocks in a game with eight against Queens. Cozart hosted a season-long "block party," including breaking Nick Mayo's ECU single season record of 55 against first place Kenesaw State on Feb 4. He finished the season with 94 blocks, the fifth-most all-time in the ASUN. He also broke the ECU record with an average of 2.54 blocks per game.

Many team records were broken by the 2022-23 Colonels. With three blocks against Liberty on Feb. 11, this team broke the program mark of 122 blocks in a season set by the 2004-05 squad. The 2022-23 team finished with 176 blocks and a new record 4.76 blocks per game. The Colonels set a new program record for points in a season with 2,909. They surpassed the previous mark of 2,677, set in 2013-14, by 232 points. This team surpassed program records for field goals made (1,098) and field goals attempted (2,487). The 2022-23 team played more games (37) than any squad in program history.

A.W. Hamilton was a finalist for the 2023 Skip Prosser Man of the Year Award, which honors those who not only achieve success on the basketball court but who display moral integrity off of it as well.

Colonels in the 2023 College Basketball Invitational

Eastern Kentucky University's 2022-23 men's basketball season will be long remembered by college basketball fans for the thrilling march to the College Basketball Invitational (CBI) championship game.

EKU didn't just win three straight overtime games, including a double overtime contest, on its way to the CBI title tilt, the Colonels displayed a "refuse to lose" attitude on a national stage that they developed over the course of the season, and then perfected on four days in March.

The team trailed at halftime of each game in the CBI and overcame large second half deficits in each. EKU trailed by 13 with 10:29 left to play against Cleveland State before winning the first round game in overtime, 91-75. The Colonels trailed No. 1 seed Indiana State in the quarterfinals by nine with 18 minutes to play before winning 89-88 in OT. EKU faced a 12-point deficit with nine minutes left before beating No. 4 Southern Utah in double overtime, 108-106, in the semifinals.

The Colonels saved maybe their most improbable comeback for the championship game. After playing four overtime periods in three days, EKU cut a 20-point deficit with 11 minutes remaining against Charlotte to just one point, and had two shots in the closing seconds to send the game against the No. 3 seed to overtime. The 49ers won 71-68. Ask any Colonel fan and they will tell you – there was no doubt the maroon and white would have completed the championship run in overtime, it's the only way this story could have ended.

The appearance in the CBI championship game was the program's first national postseason tournament title game trip ever. The tournament run was the first time a Colonel team won three games in a national postseason tournament in 78 years. The 1944-45 squad won three games in the National Association of Intercollegiate Basketball (NAIB) Tournament in Kansas City. The NAIB would later become the NAIA.

Devontae Blanton's best performance came in the CBI quarterfinal win over No. 1 seed Indiana State. He finished with a career-high 32 points on 12-of-22 shooting, grabbed eight rebounds and handed out four assists. In ECU's first three CBI games, Blanton averaged 26 points, 4.3 rebounds, 2.3 assists and 1.7 steals while connecting on 55 percent of his shots. He unfortunately missed most of the championship game with an injury.

Isaiah Cozart turned the event into the "Cozart Basketball Invitational," averaging 18 points, 11 rebounds and three blocks while shooting 64 percent over four games. He began with a new career-high 20 points and a career-best 17 rebounds in the first round. In the semifinals, he exploded for a new career-high 31 points on 14-of-17 shooting from the field.

Cozart hit two free throws with 20.1 seconds left in overtime to put EKU in front by one, and then blocked one of three attempts by Indiana State to win the game in the closing seconds.

The final two of his 31 points against Southern Utah came at the free throw line with 1.1 seconds left in double overtime of a tie game and sent the Colonels to the championship game.

Blanton and Cozart were chosen to the CBI All-Tournament Team.



Isaiah Cozart averaged a double-double in four games during the 2023 CBI. He hit two free throws with 1.1 seconds left in double overtime against Southern Utah to send the Colonels to the championship game.



Devontae Blanton earned CBI All-Tournament honors. He scored a career-high 32 in ECU's win over No. 1 seed Indiana State.



NCAA Tournament

2014 – 24-10, 11-5 (South Regional) EKU-Opp
2nd Rnd Kansas 69-80
(St. Louis, Mo.)

Notes: EKU wins three games in three days to capture OVC Tournament Championship, trailing for only 41 seconds in the entire tournament. The Colonels led No. 2 seed Kansas by nine in the first half and still had the lead with 8:55 remaining in the game. Eastern was down only three with 3:39 on the clock.

2007 – 21-12, 13-7 (East Regional) EKU-Opp
1st Rnd North Carolina 65-86
(Winston-Salem, N.C.)

Notes: Eastern wins 11 of 13 games down the stretch to qualify for the NCAA Tournament. As a 16th seed, the Colonels put a scare into #4 North Carolina by going on a 32-9 run to close the deficit to four points, 48-44, early in the second half.

2005 – 22-9, 11-5 (Austin Regional)
1st Rnd Kentucky 64-72
(Indianapolis, Ind.)

Notes: EKU cuts #7 Kentucky's lead to five points twice in the final four minutes. The Colonels shot 44.1 percent from the field and out-rebounded the Wildcats, 35-31.

1979 – 21-8, 9-3 (Midwest Regional)
1st Rnd Tennessee 81-97
(Murfreesboro, Tenn.)

Notes: OVC Player of the Year Turk Tillman ranked fourth in the nation in scoring. Reserve guard Dave Tierney made two free throws with :00 on the clock to defeat Western Kentucky, 78-77, and put the Colonels in the NCAA Tournament.

1972 – 15-11, 9-5 (Midwest Regional)
1st Rnd Florida State 81-83
(Knoxville, Tenn.)

Notes: Dropped a heart-breaker to the eventual NCAA Tournament runner-up Seminoles. EKU defeated Morehead State to capture the league title.

1965 – 19-6, 13-1 (Midwest Regional)
1st Rnd DePaul 52-99
(Bowling Green, Ky.)

Notes: Coach Baechtold earns OVC Coach of the Year honors after leading the Maroons to a 13-1 conference record.

1959 – 16-6, 10-2 (Midwest Regional)
1st Rnd Louisville 63-77
(Lexington, Ky.)

Notes: Won the OVC regular-season crown with a 10-2 league record. Finished the season as the nation's fourth-best rebounding team.

1953 – 16-9, 9-1 (East Regional)
1st Rnd Notre Dame 57-72
(Fort Wayne, Ind.)

Notes: The Maroons were forced to play without leading scorer Elmer Tolson and captain Bill Bales who were ineligible because of playing varsity ball as freshmen.

The 1,000 Point Club

| Name | Years | Points | Avg. |
|-----------------------------|------------------|--------------|-------------|
| 1. Nick Mayo | 2015-19 | 2,316 | 18.7 |
| 2. Matt Witt | 2002-06 | 1,832 | 15.5 |
| 3. Mike Rose | 2005-09 | 1,763 | 14.2 |
| 4. Antonio Parris | 1983-87 | 1,723 | 16.9 |
| 5. John Allen | 1990-94 | 1,635 | 14.1 |
| 6. Arlando Johnson | 1991-95 | 1,617 | 14.1 |
| 7. Carl Brown | 1972-76 | 1,592 | 16.2 |
| 8. Eddie Bodkin | 1963-66 | 1,587 | 21.1 |
| 9. Corey Walden | 2012-15 | 1,518 | 15.0 |
| 10. James Tillman | 1978-80 | 1,514 | 27.0 |
| 11. Charles Mitchell | 1970-73 | 1,507 | 20.6 |
| 12. Jack Adams | 1953-56 | 1,460 | 20.6 |
| 13. DeMarkus Doss | 1992-96 | 1,442 | 13.2 |
| 14. Jomaru Brown | 2018-22 | 1,436 | 15.0 |
| 15. Michael Moreno | 2019-pres | 1,357 | 10.4 |
| 16. Kenny Elliott | 1975-79 | 1,353 | 13.3 |
| 17. George Bryant | 1969-72 | 1,345 | 19.5 |
| 18. Eric Stutz | 2011-15 | 1,338 | 10.1 |
| 19. Michael Haney | 2001-05 | 1,289 | 11.4 |
| 20. Justin Stommes | 2007-11 | 1,277 | 10.7 |
| 21. Jamie Ross | 1988-92 | 1,239 | 10.4 |
| 22. Bobby Washington | 1966-69 | 1,221 | 18.5 |
| 23. Bruce Jones | 1977-81 | 1,215 | 12.2 |
| 24. Joshua Jones | 2008-12 | 1,192 | 9.5 |
| 25. Kirk Greathouse | 1988-92 | 1,177 | 9.7 |
| 26. Jim Baechtold | 1948-52 | 1,137 | 12.9 |
| 27. Carl Cole | 1958-61 | 1,134 | 16.7 |
| Jeff McGill | 1985-88 | 1,134 | 15.1 |
| 29. Dave Bootcheck | 1976-80 | 1,130 | 11.4 |
| 30. Lewis Spence | 1984-88 | 1,115 | 10.0 |
| 31. Devontae Blanton | 2020-pres | 1,089 | 12.1 |
| 32. Mike Smith | 1988-92 | 1,077 | 9.4 |
| Glenn Cosey | 2012-14 | 1,077 | 17.1 |
| 34. Josh Taylor | 2006-10 | 1,058 | 8.3 |
| 35. Kenny Wilson | 1981-85 | 1,056 | 9.7 |
| 36. Chuck Mrazovich | 1946-50 | 1,055 | 11.5 |
| 37. Willie Woods | 1967-70 | 1,036 | 16.2 |
| 38. Larry Wood | 1956-59 | 1,029 | 16.2 |

Top 10 Scoring Average

| Name | Years | PPG |
|---------------------|---------|------|
| 1. James Tillman | 1978-80 | 27.0 |
| 2. Eddie Bodkin | 1963-66 | 21.1 |
| 3. Charles Mitchell | 1970-73 | 20.6 |
| 4. Jack Adams | 1953-56 | 20.6 |
| 5. George Bryant | 1969-72 | 19.5 |
| 6. Nick Mayo | 2015-19 | 18.7 |
| 7. Bobby Washington | 1966-69 | 18.5 |
| 8. Glenn Cosey | 2012-14 | 17.1 |
| 9. Antonio Parris | 1983-87 | 16.9 |
| 10. Carl Brown | 1972-76 | 16.2 |

Top 10 FG Percentage

| Name | Years | FG% |
|--------------------|---------|------|
| 1. Alonzo Hird | 2004-06 | 62.0 |
| 2. Jon Bentley | 2001-04 | 61.8 |
| 3. Eric Stutz | 2011-15 | 60.8 |
| 4. Tyrone Howard | 1984-88 | 59.0 |
| 5. Mike Smith | 1988-92 | 58.0 |
| 6. Curtis Fincher | 1994-96 | 57.6 |
| 7. Phil Hill | 1983-85 | 56.1 |
| 8. William Holmes | 1992-94 | 55.9 |
| 9. Michael Haney | 2001-05 | 55.0 |
| 10. Julian Mascoll | 2003-07 | 54.9 |



Matt Witt

Top 10 FT Percentage

| Name | Years | FT% |
|---------------------|---------|------|
| 1. Chris Fitzgerald | 1995-99 | 87.6 |
| 2. Arlando Johnson | 1991-95 | 85.9 |
| 3. Jimmy Stepp | 1981-83 | 85.4 |
| 4. Corey Walden | 2012-15 | 84.0 |
| 5. Mike DiNunno | 2011-13 | 83.5 |
| 6. Glenn Cosey | 2012-14 | 82.8 |
| 7. Nick Mayo | 2015-19 | 82.4 |
| 8. George Bryant | 1969-72 | 82.0 |
| 9. Ben Rushing | 2001-05 | 82.0 |
| 10. Adam Leonard | 2006-08 | 81.8 |

Top 10 3FG Leaders

| Name | Years | 3FGs |
|--------------------------|------------------|------------|
| 1. Matt Witt | 2002-06 | 283 |
| 2. Mike Rose | 2005-09 | 271 |
| 3. Michael Moreno | 2019-pres | 268 |
| 4. Ben Rushing | 2001-05 | 210 |
| Justin Stommes | 2007-11 | 210 |
| 6. Joshua Jones | 2008-12 | 200 |
| 7. Glenn Cosey | 2012-14 | 195 |
| 8. Josh Taylor | 2006-10 | 187 |
| 9. Arlando Johnson | 1991-95 | 179 |
| Adam Leonard | 2006-08 | 179 |

Top 10 Assists Leaders


| Name | Years | Assists |
|--------------------|---------|---------|
| 1. Bruce Jones | 1977-81 | 699 |
| 2. Matt Witt | 2002-06 | 630 |
| 3. John DeCamillis | 1982-86 | 626 |
| 4. Jeff McGill | 1985-88 | 414 |
| 5. Arlando Johnson | 1991-95 | 393 |
| 6. Justin Stommes | 2007-11 | 300 |
| 7. Bobby Collins | 1984-88 | 296 |
| 8. Jamie Ross | 1988-92 | 295 |
| 9. Kenny Elliott | 1975-79 | 292 |
| 10. Corey Walden | 2012-15 | 288 |

The 500 Rebound Club

| Name | Years | Gms | Reb. | Avg. |
|---------------------------|------------------|------------|------------|------------|
| 1. Mike Smith | 1988-92 | 114 | 977 | 8.6 |
| 2. Jim Baechtold | 1948-52 | 88 | 933 | 10.6 |
| 3. Garfield Smith | 1965-68 | 67 | 884 | 13.2 |
| 4. Jack Adams | 1953-56 | 71 | 870 | 12.3 |
| 5. Mike Oliver | 1974-78 | 96 | 859 | 8.9 |
| 6. Nick Mayo | 2015-19 | 124 | 834 | 6.7 |
| 7. Eddie Bodkin | 1963-66 | 74 | 812 | 11.0 |
| 8. Carl Greenfield | 1968-71 | 68 | 802 | 11.8 |
| 9. Michael Haney | 2001-05 | 113 | 783 | 6.3 |
| 10. Michael Moreno | 2019-pres | 130 | 759 | 5.8 |
| 11. Dave Bootcheck | 1976-80 | 99 | 728 | 7.4 |
| 12. Elmer Tolson | 1949-53 | 87 | 716 | 8.2 |
| 13. Willie Woods | 1967-70 | 64 | 693 | 10.8 |
| 14. John Allen | 1990-94 | 116 | 684 | 5.9 |
| 15. Bob Tolan | 1962-65 | 67 | 681 | 10.2 |
| 16. Eric Stutz | 2011-15 | 133 | 648 | 4.9 |
| 17. Dan Argabright | 1970-73 | 71 | 616 | 8.7 |
| 18. Charlie Mitchell | 1970-73 | 73 | 578 | 7.9 |
| 19. Carl Brown | 1972-76 | 98 | 574 | 5.9 |
| 20. Curtis Fincher | 1994-96 | 54 | 569 | 10.5 |
| 21. Darnell Dials | 2004-08 | 118 | 557 | 4.7 |
| 22. Dale Moore | 1956-59 | 62 | 550 | 8.9 |
| 23. Randolph Taylor | 1985-89 | 90 | 541 | 6.0 |
| 24. Kenny Wilson | 1981-85 | 108 | 539 | 5.0 |
| 25. Robert Brooks | 1971-74 | 74 | 531 | 7.2 |
| 26. Roland Wierwille | 1958-61 | 64 | 520 | 8.1 |
| 27. Aaron Cecil | 1994-98 | 103 | 517 | 5.0 |
| 28. Mike Rose | 2005-09 | 124 | 503 | 4.1 |
| 29. John Primm | 1983-85 | 56 | 502 | 9.0 |

Top 10 Steals Leaders

| Name | Years | Steals |
|------------------|---------|--------|
| 1. Corey Walden | 2012-15 | 236 |
| 2. Jamie Ross | 1988-92 | 221 |
| 3. Bobby Collins | 1984-88 | 190 |
| 4. John Allen | 1990-94 | 187 |
| 5. Mike Rose | 2005-09 | 184 |
| 6. Jomaru Brown | 2018-22 | 181 |
| 7. DeMarkus Doss | 1992-96 | 172 |
| 8. Cooper Robb | 2020-23 | 162 |
| 9. Michael Haney | 2001-05 | 154 |
| Isaac McGlone | 2013-17 | 154 |



Mike Smith



Year-By-Year Leaders

| Year | Name | PPG | Name | RPG | Name | APG |
|---------|------------------|------|------------------|------|-----------------|-----|
| 1954-55 | Jack Adams | 23.2 | | | | |
| 1955-56 | Jack Adams | 22.7 | Jack Adams | 14.1 | | |
| 1956-57 | | | | | | |
| 1957-58 | | | | | | |
| 1958-59 | | | | | | |
| 1959-60 | Carl Cole | 18.3 | Ralph Richardson | 9.3 | | |
| 1960-61 | Carl Cole | 19.3 | Roland Wierwille | 8.8 | | |
| 1961-62 | Jim Werk | 17.2 | Larry Parks | 9.6 | | |
| 1962-63 | Ron Pickett | 16.9 | Jim Werk | 9.3 | | |
| 1963-64 | Eddie Bodkin | 16.5 | Bob Tolan | 12.1 | | |
| 1964-65 | Eddie Bodkin | 22.4 | Bob Tolan | 12.7 | | |
| 1965-66 | Eddie Bodkin | 25.2 | Eddie Bodkin | 10.2 | | |
| 1966-67 | Garfield Smith | 17.8 | Garfield Smith | 13.4 | | |
| 1967-68 | Bobby Washington | 18.0 | Garfield Smith | 19.7 | | |
| 1968-69 | Bobby Washington | 20.1 | Carl Greenfield | 11.8 | | |
| 1969-70 | Willie Woods | 18.0 | Carl Greenfield | 11.8 | | |
| 1970-71 | George Bryant | 24.7 | Carl Greenfield | 11.8 | | |
| 1971-72 | Charlie Mitchell | 22.7 | Daryl Dunagan | 9.0 | Billy Burton | 5.1 |
| 1972-73 | Charlie Mitchell | 22.6 | Dan Argabright | 11.3 | Wade Upchurch | 4.3 |
| 1973-74 | Carl Brown | 17.1 | Robert Brooks | 8.7 | Carl Brown, | 1.9 |
| | | | | | Rick Stansel | |
| 1974-75 | Carl Brown | 18.8 | Mike Oliver | 11.5 | Tyrone Jones | 4.1 |
| 1975-76 | Carl Brown | 18.6 | Carl Brown, | 6.0 | Darryl Davis | 2.1 |
| | | | Darryl Young | | | |
| 1976-77 | Dave Bootcheck | 19.7 | Dave Bootcheck | 11.0 | Kenny Elliott | 2.1 |
| 1977-78 | Lovell Joiner | 17.4 | Lovell Joiner | 9.6 | Bruce Jones | 5.6 |
| 1978-79 | James Tillman | 26.9 | James Tillman | 6.5 | Bruce Jones | 8.4 |
| 1979-80 | James Tillman | 27.2 | Dave Bootcheck | 7.0 | Bruce Jones | 6.8 |
| 1980-81 | Tommy Baker | 16.8 | Anthony Conner | 6.2 | Bruce Jones | 6.9 |
| 1981-82 | Jimmy Stepp, | 12.2 | Jim Chambers | 7.7 | Jimmy Stepp | 2.9 |
| | Jim Chambers | | | | | |
| 1982-83 | Jimmy Stepp | 14.3 | Jim Chambers | 8.6 | John DeCamillis | 5.0 |
| 1983-84 | Antonio Parris | 18.8 | John Primm | 8.6 | John DeCamillis | 6.3 |
| 1984-85 | Antonio Parris | 14.5 | John Primm | 9.3 | John DeCamillis | 5.6 |
| 1985-86 | Lewis Spence | 14.5 | Randolph Taylor | 6.1 | John DeCamillis | 7.6 |
| 1986-87 | Antonio Parris | 20.5 | Randolph Taylor | 6.3 | Jeff McGill | 7.0 |
| 1987-88 | Jeff McGill | 18.6 | Bobby Collins | 6.9 | Jeff McGill | 5.2 |
| 1988-89 | Darrin O'Bryant | 15.1 | Mike Smith | 7.1 | Kirk Greathouse | 2.7 |

Individual Records

Game

Points

49 – Jack Adams vs. Union, 12/1/55

Rebounds

33 – Garfield Smith vs. Marshall, 12/13/67

Assists

15 – Wendell Green Jr. vs. Tennessee Tech, 1/9/21

Steals

8 – Corey Walden vs. Savannah State, 11/14/14

8 – Kelvin Robinson vs. Tennessee Tech, 1/26/19

8 – Cooper Robb vs. High Point, 12/22/20

Blocks

8 – Isaiah Cozart vs. Queens, 12/31/22

Field Goals

18 – George Bryant vs. Virginia Tech, 1/20/71

Three-Point FGs

11 – Michael Moreno vs. Boyce, 12/10/22

Three-Point FGs Attempted

22 – Michael Moreno vs. Boyce, 12/10/22

Free Throws

21 – Jack Adams vs. Louisville, 2/9/55

Free Throws Attempted

28 – Jack Adams vs. Louisville, 2/9/55

Consecutive Free Throws

17 – Jarelle Reischel at Savannah State, 2015-16

Season

Points

780 – James Tillman, 1978-79

Point Per Game Average

27.2 – James Tillman, 1979-80

Rebounds

472 – Garfield Smith, 1967-68

Field Goals

309 – James Tillman, 1978-79

Field Goals Attempted

598 – James Tillman, 1979-80

Field Goal Percentage

67.8 – Tyrone Howard, 1986-87

Three Point FGs

115 – Glenn Cozey, 2013-14

Three-Point FGAs

270 – Glenn Cozey, 2013-14

Three-Point FG Percentage

50.6 – Brad Divine, 1992-93; Jeff McGill, 1986-87

Free Throws

253 – Jack Adams, 1954-55

Free Throws Attempted

339 – Jack Adams, 1954-55

Free Throw Percentage

88.6 – Antonio Parris, 1986-87

Assists

243 – Bruce Jones, 1978-79

Steals

99 – Corey Walden, 2014-15

Blocks

94 – Isaiah Cozart, 2022-23

Blocks Per Game

2.54 – Isaiah Cozart, 2022-23

Consecutive Free Throws

29 – Matt Witt, 2005-06; Arlando Johnson, 1993-94

Games

37 – Devontae Blanton, Michael Moreno, Isaiah Cozart, Leland Walker, Tayshawn Comer, John Ukomadu, 2022-23

Career

Points -- 2,316 – Nick Mayo, 2015-19

Points/Game -- 27.0 – James Tillman, 1978-80

Field Goals -- 829 – Nick Mayo, 2015-19

Field Goals Att. -- 1,612 – Nick Mayo, 2015-19

Field Goal % -- 62.0 – Alonzo Hird, 2004-06

Free Throws -- 608 – Jack Adams, 1952-56

Free Throws Att. -- 856 – Jack Adams, 1952-56

Rebounds -- 977 – Mike Smith, 1988-92

Rebound Avg. -- 13.2 – Garfield Smith, 1965-68

Three-Point FGs -- 283 – Matt Witt, 2002-06

Assists -- 699 – Bruce Jones, 1977-81

Steals -- 236 – Corey Walden, 2014-15

Blocks -- 177 – Nick Mayo, 2015-19

Games Played -- 133 – Eric Stutz, 2011-15

Team Records

| |
|--|
| Game Points |
| 145 – vs. Brescia, 12/29/18 |
| Points in a Half |
| 87 – vs. Brescia, 12/29/18 (<i>OVC Record</i>) |
| Field Goals |
| 55 – vs. Sewanee, 1978-79; vs. Brescia, 12/29/18 |
| Field Goals Attempted |
| 98 – vs. Boyce, 12/10/22 |
| Rebounds |
| 84 – vs. Loyola, 1954-55; vs. Marshall, 1964-65 |
| Free Throws |
| 46 – vs. Loyola, 1954-55 |
| Free Throws Attempted |
| 63 – vs. Loyola, 1954-55 |
| Steals |
| 28 – vs. Brescia, 12/29/18 |
| Three-Point Field Goals |
| 25 – vs. Midway, 12/15/21 |
| Three-Point Field Goals Attempted |
| 51 – at Western Kentucky, 12/4/21 |
| Assists |
| 37 – vs. Sewanee, 2/21/79 |
| Margin of Victory |
| 86 – vs. Ohio Chillicothe, 11/12/19 |
| Season Points |
| 2,909 – 2022-23 |
| Point Per Game Average |
| 89.3 – 1971-72 |
| Rebounds |
| 1,484 – 1955-56 |
| Field Goals |
| 1,098 – 2022-23 |
| Field Goals Attempted |
| 2,487 – 2022-23 |
| Field Goal Percentage |
| 49.1% - 2015-16 & 1986-87 |
| Three Point FGs |
| 363 – 2021-22 |
| Three-Point FGAs |
| 1,029 – 2021-22 |
| Three-Point FG Percentage |
| 44.9% – 1986-87 |
| Assists |
| 561 – 1978-79 |
| Steals |
| 321 – 2014-15 |
| Steals-Per-Game |
| 10.3 – 2020-21 |
| Blocks |
| 176 – 2022-23 |
| Blocks-Per-Game |
| 4.8 – 2022-23 (176 in 37 games) |
| Free Throws |
| 627 – 1954-55 |
| Free Throws Attempted |
| 864 – 1954-55 |
| Free Throw Percentage |
| 78.0 – 2012-13 |
| Games |
| 37 – 2022-23 |
| Wins |
| 25 – 2012-13 |

Year-By-Year Leaders (continued)

| Year | Name | PPG | Name | RPG | Name | APG |
|---------|-------------------|------|---------------------------|------|-------------------|------|
| 1989-90 | Randolph Taylor | 14.2 | Randolph Taylor | 9.9 | Derek Reuben | 3.3 |
| 1990-91 | Jamie Ross | 12.8 | Mike Smith | 8.7 | Jamie Ross | 3.7 |
| 1991-92 | John Allen | 13.5 | Mike Smith | 10.0 | Arlando Johnson | 3.2 |
| 1992-93 | John Allen | 17.2 | Dwayne Crittendon | 7.2 | Arlando Johnson | 4.5 |
| 1993-94 | John Allen | 15.6 | William Holmes | 8.0 | Brad Divine | 3.1 |
| 1994-95 | Arlando Johnson | 18.2 | Curtis Fincher | 10.3 | Arlando Johnson | 3.0 |
| 1995-96 | Demarkus Doss | 16.4 | Curtis Fincher | 10.8 | Carlos Bess | 3.4 |
| 1996-97 | Daniel Sutton | 14.1 | Daniel Sutton | 7.3 | Carlos Bess | 3.0 |
| 1997-98 | Mark Williams | 13.3 | Daniel Sutton | 8.1 | Shane Carnes | 3.7 |
| 1998-99 | Whitney Robinson | 17.8 | Ibrahim Myles | 5.8 | Darius Acuff | 4.4 |
| 1999-00 | Sam Hoskin | 15.7 | Sam Hoskin | 8.0 | Whitney Robinson | 3.7 |
| 2000-01 | Lavoris Jerry | 17.8 | Phillip Taylor | 6.3 | John White | 4.2 |
| 2001-02 | Shawn Fields | 16.4 | Michael Haney | 7.0 | Clinton Sims | 3.3 |
| 2002-03 | Shawn Fields | 16.1 | Michael Haney | 5.9 | Matt Witt | 5.1 |
| 2003-04 | Matt Witt | 15.6 | Michael Haney | 6.3 | Matt Witt | 5.5 |
| 2004-05 | Matt Witt | 14.4 | Alonzo Hird | 8.4 | Matt Witt | 6.3 |
| 2005-06 | Matt Witt | 18.5 | Darnell Dials | 6.0 | Matt Witt | 4.4 |
| 2006-07 | Mike Rose | 15.1 | Michael Brock | 5.3 | Julian Mascoll | 4.8 |
| 2007-08 | Mike Rose | 15.3 | Darnell Dials | 6.1 | Adam Leonard | 3.1 |
| 2008-09 | Mike Rose | 20.0 | Papa Oppong, Mike Rose | 5.3 | Dayvon Ellis | 2.9 |
| 2009-10 | Justin Stommes | 14.2 | Spencer Perrin | 4.9 | Justin Stommes | 3.5 |
| 2010-11 | Spencer Perrin | 13.3 | Spencer Perrin | 5.5 | Justin Stommes | 2.6 |
| 2011-12 | Jaron Jones | 17.0 | Eric Stutz | 4.5 | Mike DiNunno | 2.8 |
| 2012-13 | Glenn Cosey | 15.2 | Eric Stutz | 4.7 | Mike DiNunno | 4.3 |
| 2013-14 | Glenn Cosey | 18.7 | Eric Stutz | 4.6 | Glenn Cosey | 4.2 |
| 2014-15 | Corey Walden | 18.6 | Eric Stutz | 5.7 | Corey Walden | 3.8 |
| 2015-16 | Jarelle Reischel | 17.8 | Jarelle Reischel | 6.8 | Paul Jackson | 5.0 |
| 2016-17 | Nick Mayo | 18.5 | Nick Mayo | 6.5 | Asante Gist | 3.9 |
| 2017-18 | Nick Mayo | 18.0 | Nick Mayo | 6.7 | JacQuess Hobbs | 3.8 |
| 2018-19 | Nick Mayo | 18.7 | Nick Mayo | 8.7 | Kelvin Robinson | 3.3 |
| 2019-20 | Jomaru Brown | 18.4 | Michael Moreno | 6.1 | Jomaru Brown | 2.7 |
| 2020-21 | Wendell Green Jr. | 15.8 | Tre King | 6.2 | Wendell Green Jr. | 5.03 |
| 2021-22 | Jomaru Brown | 12.2 | Devontae Blanton | 6.3 | Braxton Beverly | 3.5 |
| 2022-23 | Devontae Blanton | 16.9 | Isaiah Cozart | 7.5 | Tayshawn Comer | 3.6 |



2021-22

First Round (#5 seed West) (Kennesaw, Ga.)
 at #4E Kennesaw State L 73-82

2022-23

Quarterfinals (#3 seed) (Richmond, Ky.)
 NORTH ALABAMA W 73-48
Semifinals (#3 seed) (Lynchburg, Va.)
 at Liberty L 73-79

All Caps Indicates Home Game

| RECORD VERSUS ALL OPPONENTS IN ASUN TOURNAMENT | |
|---|------------|
| Kennesaw State | 0-1 |
| Liberty | 0-1 |
| North Alabama | 1-0 |
| TOTALS | 1-2 |

ASUN Conference Wins

| | |
|------------------|----|
| 1. 2022-23 | 12 |
| 2. 2021-22 | 5 |
| 3. | |
| 4. | |
| 5. | |

ASUN Conference Losses

| | |
|------------------|----|
| 1. 2021-22 | 11 |
| 2. 2022-23 | 6 |
| 3. | |
| 4. | |
| 5. | |

ASUN Winning Percentage

| | |
|------------------|------|
| 1. 2022-23 | .667 |
| 2. 2021-22 | .313 |
| 3. | |
| 4. | |
| 5. | |

Most Points Scored (ASUN)

| | |
|-----------------------------|-------|
| 1. 2022-23 (18 games) | 1,354 |
| 2. 2021-22 (16 games) | 1,197 |
| 3. | |
| 4. | |
| 5. | |

Most Points Per Game (ASUN)

| | |
|-----------------------------------|------|
| 1. 2022-23 (1,354/18 games) | 75.2 |
| 2. 2021-22 (1,197/16 games) | 74.8 |
| 3. | |
| 4. | |
| 5. | |

Fewest Points Scored (ASUN)

| | |
|-----------------------------|-------|
| 1. 2021-22 (16 games) | 1,197 |
| 2. 2022-23 (18 games) | 1,354 |
| 3. | |
| 4. | |
| 5. | |

Fewest Points Per Game (ASUN)

| | |
|-----------------------------------|------|
| 1. 2021-22 (1,197/16 games) | 74.8 |
| 2. 2022-23 (1,354/18 games) | 75.2 |
| 3. | |
| 4. | |
| 5. | |

Most Points Allowed (ASUN)

| | |
|-----------------------------|-------|
| 1. 2021-22 (16 games) | 1,251 |
| 2. 2022-23 (18 games) | 1,300 |
| 3. | |
| 4. | |
| 5. | |

Most Points Per Game Allowed (ASUN)

| | |
|-----------------------------------|------|
| 1. 2022-23 (1,300/18 games) | 72.2 |
| 2. 2021-22 (1,251/16 games) | 78.2 |
| 3. | |
| 4. | |
| 5. | |

Fewest Points Allowed (ASUN)

| | |
|-----------------------------|-------|
| 1. 2021-22 (16 games) | 1,251 |
| 2. 2022-23 (18 games) | 1,300 |
| 3. | |
| 4. | |
| 5. | |

Fewest Points

Per Game Allowed (ASUN)

| | |
|-----------------------------------|------|
| 1. 2022-23 (1,300/18 games) | 72.2 |
| 2. 2021-22 (1,251/16 games) | 78.2 |
| 3. | |
| 4. | |
| 5. | |

Largest Margin Of Victory (ASUN)

| | |
|------------------|------|
| 1. 2022-23 | +3.0 |
| 2. 2021-22 | -3.4 |
| 3. | |
| 4. | |
| 5. | |

Smallest Margin Of Victory (ASUN)

| | |
|------------------|------|
| 1. 2021-22 | -3.4 |
| 2. 2022-23 | +3.0 |
| 3. | |
| 4. | |
| 5. | |

Field Goals Made (ASUN)

| | |
|-----------------------------|-----|
| 1. 2022-23 (18 games) | 510 |
| 2. 2021-22 (16 games) | 431 |
| 3. | |
| 4. | |
| 5. | |

Field Goals Attempted (ASUN)

| | |
|-----------------------------|-------|
| 1. 2022-23 (18 games) | 1,182 |
| 2. 2021-22 (16 games) | 1,062 |
| 3. | |
| 4. | |
| 5. | |

Field Goal Percentage (ASUN)

| | |
|---------------------------------|------|
| 1. 2022-23 (510-of-1,182) | 43.1 |
| 2. 2021-22 (431-of-1,062) | 40.6 |
| 3. | |
| 4. | |
| 5. | |

Lowest FG Percentage Defense (ASUN)

| | |
|---------------------------------|------|
| 1. 2021-22 (467-of-942) | 49.6 |
| 2. 2022-23 (510-of-1,182) | 43.1 |
| 3. | |
| 4. | |
| 5. | |

Three-Point Field Goals Made (ASUN)

| | |
|-----------------------------|-----|
| 1. 2021-22 (16 games) | 173 |
| 2. 2022-23 (18 games) | 133 |
| 3. | |
| 4. | |
| 5. | |

Three-Point FGs Attempted (ASUN)

| | |
|-----------------------------|-----|
| 1. 2021-22 (16 games) | 503 |
| 2. 2022-23 (18 games) | 431 |
| 3. | |
| 4. | |
| 5. | |

Three-Point FG Percentage (ASUN)

| | |
|-------------------------------|------|
| 1. 2021-22 (173-of-503) | 34.4 |
| 2. 2022-23 (133-of-431) | 30.9 |
| 3. | |
| 4. | |
| 5. | |

Lowest Three-Point FG Percentage

Defense (ASUN)

| | |
|-------------------------------|------|
| 1. 2022-23 (151-of-450) | 33.6 |
| 2. 2021-22 (146-of-388) | 37.6 |
| 3. | |
| 4. | |
| 5. | |

**Free Throws Made (ASUN)**

| | |
|-----------------------------|-----|
| 1. 2022-23 (18 games) | 201 |
| 2. 2021-22 (16 games) | 162 |
| 3. | |
| 4. | |
| 5. | |

Free Throws Attempted (ASUN)

| | |
|-----------------------------|-----|
| 1. 2022-23 (18 games) | 290 |
| 2. 2021-22 (16 games) | 232 |
| 3. | |
| 4. | |
| 5. | |

Free Throw Percentage (ASUN)

| | |
|-------------------------------|------|
| 1. 2021-22 (162-of-232) | 69.8 |
| 2. 2022-23 (201-of-290) | 69.3 |
| 3. | |
| 4. | |
| 5. | |

Rebounds (ASUN)

| | |
|-----------------------------|-----|
| 1. 2022-23 (18 games) | 720 |
| 2. 2021-22 (16 games) | 534 |
| 3. | |
| 4. | |
| 5. | |

Rebound Average (ASUN)

| | |
|---------------------------------|------|
| 1. 2022-23 (720/18 games) | 40.0 |
| 2. 2021-22 (534/16 games) | 33.4 |
| 3. | |
| 4. | |
| 5. | |

Assists (ASUN)

| | |
|-----------------------------|-----|
| 1. 2022-23 (18 games) | 261 |
| 2. 2021-22 (16 games) | 231 |
| 3. | |
| 4. | |
| 5. | |

Assists Average (ASUN)

| | |
|---------------------------------|------|
| 1. 2022-23 (261/18 games) | 14.5 |
| 2. 2021-22 (231/16 games) | 14.4 |
| 3. | |
| 4. | |
| 5. | |

Fewest Turnovers (ASUN)

| | |
|-----------------------------|-----|
| 1. 2021-22 (16 games) | 168 |
| 2. 2022-23 (18 games) | 207 |
| 3. | |
| 4. | |
| 5. | |

Fewest Turnovers Average (ASUN)

| | |
|---------------------------------|------|
| 1. 2021-22 (168/16 games) | 10.5 |
| 2. 2022-23 (207/18 games) | 11.5 |
| 3. | |
| 4. | |
| 5. | |

Largest Turnovers Margin (ASUN)

| | |
|-----------------------------|------|
| 1. 2021-22 (16 games) | +5.4 |
| 2. 2022-23 (18 games) | +1.2 |
| 3. | |
| 4. | |
| 5. | |

Steals (ASUN)

| | |
|-----------------------------|-----|
| 1. 2021-22 (16 games) | 150 |
| 2. 2022-23 (18 games) | 126 |
| 3. | |
| 4. | |
| 5. | |

Steals Average (ASUN)

| | |
|---------------------------------|-----|
| 1. 2021-22 (150/16 games) | 9.4 |
| 2. 2022-23 (126/18 games) | 7.0 |
| 3. | |
| 4. | |
| 5. | |

Blocks (ASUN)

| | |
|-----------------------------|----|
| 1. 2022-23 (18 games) | 90 |
| 2. 2021-22 (16 games) | 50 |
| 3. | |
| 4. | |
| 5. | |

Blocks Average (ASUN)

| | |
|--------------------------------|-----|
| 1. 2022-23 (90/18 games) | 5.0 |
| 2. 2021-22 (50/16 games) | 3.1 |
| 3. | |
| 4. | |
| 5. | |

Most Points Scored (ASUN)

| | |
|---------------------------------------|----|
| 1. Florida Gulf Coast (Jan. 12, 2023) | |
| EKU 97, FGCU 76 | 97 |
| 2. at Stetson (Jan. 29, 2022) | |
| EKU 95, STET 113 | 95 |
| 3. North Alabama (Feb. 18, 2023) | |
| EKU 93, UNA 98 (OT) | 93 |
| 4. Queens (Dec. 31, 2022) | |
| EKU 88, QU 83 | 88 |
| 5. Lipscomb (Jan. 18, 2022) | |
| EKU 86, LIP 72 | 86 |

Most Points Scored (Home-ASUN)

| | |
|---------------------------------------|----|
| 1. Florida Gulf Coast (Jan. 12, 2023) | |
| EKU 97, FGCU 76 | 97 |
| 2. North Alabama (Feb. 18, 2023) | |
| EKU 93, UNA 98 (OT) | 93 |
| 3. Queens (Dec. 31, 2022) | |
| EKU 88, QU 83 | 88 |
| 4. Lipscomb (Jan. 18, 2022) | |
| EKU 86, LIP 72 | 86 |
| 5. Stetson (Jan. 14, 2023) | |
| EKU 85, STET 70 | 85 |

Most Points Scored (Away-ASUN)

| | |
|--|----|
| 1. at Stetson (Jan. 29, 2022) | |
| EKU 95, STET 113 | 95 |
| 2. at Queens (Feb. 9, 2023) | |
| EKU 84, QU 80 | 84 |
| 3. at Central Arkansas (Jan. 5, 2023) | |
| EKU 77, UCA 75 | 77 |
| 4. at Central Arkansas (Feb. 19, 2022) | |
| EKU 76, UCA 83 | 76 |
| 5. at North Alabama (Jan. 11, 2022) | |
| EKU 75, UNA 76 | 75 |
| at Kennesaw State (Jan. 2, 2023) | |
| EKU 75, KSU 79 | 75 |

Fewest Points Scored (ASUN)

| | |
|-------------------------------------|----|
| 1. at Jacksonville (Feb. 24, 2023) | |
| EKU 56, JU 52 | 56 |
| 2. at Bellarmine (Jan. 8, 2022) | |
| EKU 61, BEL 66 | 61 |
| 3. Liberty (Jan. 8, 2023) | |
| EKU 62, LIB 59 | 62 |
| at Lipscomb (Jan. 19, 2023) | |
| EKU 62, LIP 75 | 62 |
| 5. at North Florida (Feb. 22, 2023) | |
| EKU 64, UNF 77 | 64 |

Fewest Points Scored (Home-ASUN)

| | |
|---------------------------------------|----|
| 1. Liberty (Jan. 8, 2023) | |
| EKU 62, LIB 59 | 62 |
| 2. Jacksonville State (Jan. 15, 2022) | |
| EKU 65, JSU 76 | 65 |
| 3. North Florida (Jan. 22, 2022) | |
| EKU 67, UNF 58 | 67 |
| 4. Jacksonville State (Feb. 2, 2023) | |
| EKU 69, JSU 67 | 69 |
| 5. Central Arkansas (Jan. 4, 2022) | |
| EKU 72, UCA 79 | 72 |
| Bellarmine (Feb. 26, 2022) | |
| EKU 72, BEL 58 | 72 |

Fewest Points Scored (Away-ASUN)

| | |
|-------------------------------------|----|
| 1. at Jacksonville (Feb. 24, 2023) | |
| EKU 56, JU 52 | 56 |
| 2. at Bellarmine (Jan. 8, 2022) | |
| EKU 61, BEL 66 | 61 |
| 3. at Bellarmine (Jan. 8, 2022) | |
| EKU 61, BEL 66 | 61 |
| 4. at Lipscomb (Jan. 19, 2023) | |
| EKU 62, LIP 75 | 62 |
| 5. at North Florida (Feb. 22, 2023) | |
| EKU 64, UNF 77 | 64 |

Most Points Allowed (ASUN)

| | |
|-------------------------------------|-----|
| 1. at Stetson (Jan. 29, 2022) | |
| EKU 95, STET 113 | 113 |
| 2. North Alabama (Feb. 18, 2023) | |
| EKU 93, UNA 98 (OT) | 98 |
| 3. Liberty (Feb. 5, 2022) | |
| EKU 84, LIB 91 | 91 |
| 4. at Lipscomb (Feb. 12, 2022) | |
| EKU 73, LIP 83 | 83 |
| at Central Arkansas (Feb. 19, 2022) | |
| EKU 76, UCA 83 | 83 |
| Queens (Dec. 31, 2022) | |
| EKU 88, QU 83 | 83 |
| at Liberty (Feb. 11, 2023) | |
| EKU 73, LIB 83 | 83 |

Most Points Allowed (Home-ASUN)

| | |
|----------------------------------|----|
| 1. North Alabama (Feb. 18, 2023) | |
| EKU 93, UNA 98 (OT) | 98 |
| 2. Liberty (Feb. 5, 2022) | |
| EKU 84, LIB 91 | 91 |
| Liberty (Feb. 5, 2022) | |
| EKU 84, LIB 91 | 91 |
| 4. Queens (Dec. 31, 2022) | |
| EKU 88, QU 83 | 83 |
| 5. Kennesaw State (Feb. 3, 2022) | |
| EKU 82, KSU 81 3OT | 81 |

Most Points Allowed (Away-ASUN)

| | |
|---------------------------------------|-----|
| 1. at Stetson (Jan. 29, 2022) | |
| EKU 95, STET 113 | 113 |
| 2. at Lipscomb (Feb. 12, 2022) | |
| EKU 73, LIP 83 | 83 |
| at Central Arkansas (Feb. 19, 2022) | |
| EKU 76, UCA 83 | 83 |
| at Liberty (Feb. 11, 2023) | |
| EKU 73, LIB 83 | 83 |
| 5. at Jacksonville (Feb. 9, 2022) | |
| EKU 68, JU 81 | 81 |
| at Jacksonville State (Feb. 23, 2022) | |
| EKU 68, JSU 81 | 81 |

Fewest Points Allowed (ASUN)

| | |
|------------------------------------|----|
| 1. at Jacksonville (Feb. 24, 2023) | |
| EKU 56, JU 52 | 52 |
| 2. North Florida (Jan. 22, 2022) | |
| EKU 67, UNF 58 | 58 |
| Bellarmine (Feb. 26, 2022) | |
| EKU 72, BEL 58 | 58 |
| Central Arkansas (Feb. 16, 2023) | |
| EKU 74, UCA 58 | 58 |
| 5. Liberty (Jan. 8, 2023) | |
| EKU 62, LIB 59 | 59 |
| at Austin Peay (Jan. 21, 2023) | |
| EKU 74, APSU 59 | 59 |

Fewest Points Allowed (Home-ASUN)

| | |
|----------------------------------|----|
| 1. North Florida (Jan. 22, 2022) | |
| EKU 67, UNF 58 | 58 |
| Bellarmine (Feb. 26, 2022) | |
| EKU 72, BEL 58 | 58 |
| Central Arkansas (Feb. 16, 2023) | |
| EKU 74, UCA 58 | 58 |
| 4. Liberty (Jan. 8, 2023) | |
| EKU 62, LIB 59 | 59 |
| 5. Bellarmine (Jan. 28, 2023) | |
| EKU 73, BEL 63 | 63 |

Fewest Points Allowed (Away-ASUN)

| | |
|---------------------------------------|----|
| 1. at Jacksonville (Feb. 24, 2023) | |
| EKU 56, JU 52 | 52 |
| 2. at Austin Peay (Jan. 21, 2023) | |
| EKU 74, APSU 59 | 59 |
| 3. at Bellarmine (Jan. 8, 2022) | |
| EKU 61, BEL 66 | 66 |
| 4. at Bellarmine (Jan. 26, 2023) | |
| EKU 71, BEL 72 | 72 |
| 5. at Central Arkansas (Jan. 5, 2023) | |
| EKU 77, UCA 75 | 75 |
| at Lipscomb (Jan. 19, 2023) | |
| EKU 62, LIP 75 | 75 |



Largest Margin Of Victory (ASUN)

| | |
|---------------------------------------|----|
| 1. Florida Gulf Coast (Jan. 12, 2023) | |
| EKU 97, FGCU 76 | 21 |
| 2. Central Arkansas (Feb. 16, 2023) | |
| EKU 74, UCA 58 | 16 |
| 3. Stetson (Jan. 14, 2023) | |
| EKU 85, STET 70 | 15 |
| at Austin Peay (Jan. 21, 2023) | |
| EKU 74, APSU 59 | 15 |
| 5. Lipscomb (Jan. 18, 2022) | |
| EKU 86, LIP 72 | 14 |
| Bellarmine (Feb. 26, 2022) | |
| EKU 72, BEL 58 | 14 |

Largest Margin Of Defeat (ASUN)

| | |
|---------------------------------------|----|
| 1. at Stetson (Jan. 29, 2022) | |
| EKU 95, STET 113 | 18 |
| 2. at Jacksonville (Feb. 9, 2022) | |
| EKU 68, JU 81 | 13 |
| at Jacksonville State (Feb. 23, 2022) | |
| EKU 68, JSU 81 | 13 |
| at Lipscomb (Jan. 19, 2023) | |
| EKU 62, LIP 75 | 13 |
| at North Florida (Feb. 22, 2023) | |
| EKU 64, UNF 77 | 13 |

Field Goals Made (ASUN)

| | |
|------------------------------------|----|
| 1. at Stetson (Jan. 29, 2022) | 36 |
| FGCU (Jan. 12, 2023) | 36 |
| North Alabama (Feb. 18, 2023) | 36 |
| 4. at Queens (Feb. 9, 2023) | 34 |
| 5. Queens (Dec. 31, 2023) | 33 |
| at Central Arkansas (Jan. 5, 2023) | 33 |

Field Goals Attempted (ASUN)

| | |
|------------------------------------|----|
| 1. North Alabama (Feb. 18, 2023) | 91 |
| 2. Central Arkansas (Jan. 4, 2022) | 78 |
| 3. at Lipscomb (Jan. 19, 2023) | 75 |
| 4. at Stetson (Jan. 29, 2022) | 74 |
| Florida Gulf Coast (Jan. 12, 2023) | 74 |

Field Goal Percentage (ASUN)

| | |
|------------------------------------|------|
| 1. Bellarmine (Jan. 28, 2023) | 50.0 |
| 2. at Queens (Feb. 9, 2023) | 49.3 |
| 3. Bellarmine (Feb. 26, 2022) | 49.0 |
| 4. at Stetson (Jan. 29, 2022) | 48.6 |
| Florida Gulf Coast (Jan. 12, 2023) | 48.6 |

Three-Point Field Goals Made (ASUN)

| | |
|------------------------------------|----|
| 1. at Stetson (Jan. 29, 2022) | 17 |
| Florida Gulf Coast (Jan. 12, 2023) | 17 |
| 3. Liberty (Feb. 5, 2022) | 16 |
| Lipscomb (Jan. 18, 2022) | 16 |
| 5. Bellarmine (Feb. 26, 2022) | 14 |

Three-Point FGs Attempted (ASUN)

| | |
|---------------------------------------|----|
| 1. at Stetson (Jan. 29, 2022) | 40 |
| 2. Jacksonville State (Jan. 15, 2022) | 39 |
| 3. Florida Gulf Coast (Jan. 12, 2023) | 38 |
| 4. Lipscomb (Jan. 18, 2022) | 37 |
| Liberty (Feb. 5, 2022) | 37 |

Three-Point FG Percentage (ASUN)

| | |
|---------------------------------------|------|
| 1. Bellarmine (Feb. 26, 2022) | 48.3 |
| 2. Liberty (Jan. 8, 2023) | 45.5 |
| 3. Florida Gulf Coast (Jan. 12, 2023) | 44.7 |
| 4. Lipscomb (Jan. 18, 2022) | 43.2 |
| 5. Liberty (Feb. 5, 2022) | 43.2 |

(Minimum 10 made 3-point field goals)

Free Throws Made (ASUN)

| | |
|-------------------------------------|----|
| 1. North Alabama (Feb. 16, 2022) | 25 |
| 2. Kennesaw State (Feb. 4, 2023) | 24 |
| 3. at Austin Peay (Jan. 21, 2023) | 16 |
| North Alabama (Feb. 18, 2023) | 16 |
| 5. at Kennesaw State (Jan. 2, 2023) | 15 |
| Central Arkansas (Feb. 16, 2023) | 15 |

Free Throws Attempted (ASUN)

| | |
|-------------------------------------|----|
| 1. North Alabama (Feb. 16, 2022) | 31 |
| 2. Kennesaw State (Feb. 4, 2023) | 27 |
| Central Arkansas (Feb. 16, 2023) | 27 |
| 4. Liberty (Feb. 5, 2022) | 25 |
| 5. at Kennesaw State (Jan. 2, 2023) | 24 |

Free Throw Percentage (ASUN)

| | |
|--|------|
| 1. Kennesaw State (Feb. 4, 2023) | 88.9 |
| 2. at Lipscomb (Feb. 12, 2022) | 83.3 |
| 3. at Central Arkansas (Feb. 19, 2022) | 82.4 |
| 4. at Bellarmine (Jan. 26, 2023) | 81.3 |
| 5. North Alabama (Feb. 16, 2002) | 80.6 |

(Minimum 10 made free throws)

Rebounds (ASUN)

| | |
|---------------------------------------|----|
| 1. North Alabama (Feb. 18, 2023) | 48 |
| at North Florida (Feb. 22, 2023) | 48 |
| 3. at North Alabama (Jan. 11, 2022) | 47 |
| 4. Florida Gulf Coast (Jan. 12, 2023) | 47 |
| 5. Central Arkansas (Feb. 16, 2023) | 46 |

Assists (ASUN)

| | |
|---------------------------------------|----|
| 1. Lipscomb (Jan. 18, 2022) | 26 |
| 2. Florida Gulf Coast (Jan. 12, 2023) | 26 |
| 3. Stetson (Jan. 14, 2023) | 23 |
| 4. Kennesaw State (Feb. 3, 2022) | 22 |
| 5. at Stetson (Jan. 29, 2022) | 19 |
| North Alabama (Feb. 18, 2023) | 19 |

Steals (ASUN)

| | |
|-------------------------------------|----|
| 1. North Alabama (Feb. 16, 2002) | 17 |
| 2. Central Arkansas (Feb. 16, 2023) | 14 |
| 3. North Florida (Jan. 22, 2022) | 12 |
| at Austin Peay (Jan. 21, 2023) | 12 |
| 5. Central Arkansas (Jan. 4, 2022) | 11 |
| at Stetson (Jan. 29, 2022) | 11 |
| Liberty (Feb. 5, 2022) | 11 |
| at Kennesaw State (Jan. 2, 2023) | 11 |

Blocks (ASUN)

| | |
|--|----|
| 1. Queens (Dec. 31, 2022) | 11 |
| 2. at Central Arkansas (Feb. 19, 2022) | 9 |
| Central Arkansas (Feb. 16, 2023) | 9 |
| 4. at Lipscomb (Feb. 12, 2022) | 8 |
| 5. Jacksonville State (Feb. 2, 2023) | 7 |

Most Points Scored

| | |
|--------------------------------|-----|
| 1. Devontae Blanton (2022-23) | 304 |
| 2. Jomaru Brown (2021-22) | 216 |
| 3. Michael Moreno (2021-22) | 211 |
| 4. Michael Moreno (2022-23) | 204 |
| 5. Isaiah Cozart (2022-23) | 179 |
| 6. Leland Walker (2022-23) | 171 |
| 7. Curt Lewis (2021-22) | 166 |
| 8. Tayshawn Comer (2022-23) | 154 |
| 9. Cooper Robb (2021-22) | 151 |
| 10. Devontae Blanton (2021-22) | 138 |

Points Per Game

| | |
|-------------------------------|------|
| 1. Devontae Blanton (2022-23) | 16.9 |
| 2. Jomaru Brown (2021-22) | 13.5 |
| 3. Michael Moreno (2021-22) | 13.2 |
| 4. Michael Moreno (2022-23) | 11.3 |
| 5. Curt Lewis (2021-22) | 11.1 |
| 6. Devontae Blanton (2021-22) | 9.9 |
| Isaiah Cozart (2022-23) | 9.9 |
| 8. Leland Walker (2022-23) | 9.5 |
| 9. Cooper Robb (2021-22) | 9.4 |
| 10. Tayshawn Comer (2022-23) | 8.6 |

Field Goals

| | |
|--------------------------------|-----|
| 1. Devontae Blanton (2022-23) | 118 |
| 2. Michael Moreno (2021-22) | 81 |
| 3. Isaiah Cozart (2022-23) | 77 |
| 4. Michael Moreno (2022-23) | 73 |
| 5. Jomaru Brown (2021-22) | 71 |
| 6. Curt Lewis (2021-22) | 62 |
| 7. Leland Walker (2022-23) | 60 |
| 8. Tayshawn Comer (2022-23) | 56 |
| 9. Cooper Robb (2021-22) | 54 |
| 10. Devontae Blanton (2021-22) | 47 |

Field Goals Attempted

| | |
|-------------------------------|-----|
| 1. Devontae Blanton (2022-23) | 265 |
| 2. Jomaru Brown (2021-22) | 193 |
| 3. Michael Moreno (2021-22) | 181 |
| 4. Tayshawn Comer (2022-23) | 160 |
| 5. Michael Moreno (2022-23) | 158 |
| 6. Leland Walker (2022-23) | 155 |
| 7. Curt Lewis (2021-22) | 153 |
| 8. Cooper Robb (2021-22) | 129 |
| 9. Devontae Blanton (2021-22) | 126 |
| 10. Isaiah Cozart (2022-23) | 122 |

Highest Field Goals Percentage

| | |
|-------------------------------|------|
| 1. Isaiah Cozart (2022-23) | 63.1 |
| 2. Michael Moreno (2022-23) | 46.2 |
| 3. Michael Moreno (2021-22) | 44.8 |
| 4. Devontae Blanton (2022-23) | 44.5 |
| 5. Cooper Robb (2021-22) | 41.9 |
| 6. Curt Lewis (2021-22) | 40.5 |
| 7. Devontae Blanton (2021-22) | 37.3 |
| 8. Leland Walker (2022-23) | 38.7 |
| 9. Jomaru Brown (2021-22) | 36.8 |
| 10. | |

(Minimum 3 made field goals/game played)

Three-Point Field Goals

| | |
|-----------------------------------|----|
| 1. Michael Moreno (2021-22) | 41 |
| Michael Moreno (2022-23) | 41 |
| 3. Curt Lewis (2021-22) | 29 |
| Cooper Robb (2021-22) | 29 |
| 5. Russhard Cruickshank (2021-22) | 28 |
| 6. Cooper Robb (2022-23) | 25 |
| 7. Tayshawn Comer (2022-23) | 21 |
| 8. Jomaru Brown (2021-22) | 16 |
| 9. Devontae Blanton (2022-23) | 14 |
| Leland Walker (2022-23) | 14 |

Three-Point Field Goals Attempted

| | |
|-----------------------------------|-----|
| 1. Michael Moreno (2022-23) | 111 |
| 2. Michael Moreno (2021-22) | 109 |
| 3. Curt Lewis (2021-22) | 84 |
| 4. Cooper Robb (2021-22) | 82 |
| 5. Cooper Robb (2022-23) | 81 |
| 6. Russhard Cruickshank (2021-22) | 77 |
| 7. Jomaru Brown (2021-22) | 59 |
| 8. Tayshawn Comer (2022-23) | 58 |
| 9. Leland Walker (2022-23) | 49 |
| 10. Turner Buttry (2022-23) | 47 |

Highest Three-Point FG Percentage

| | |
|-----------------------------------|---------------|
| 1. Braxton Beverly (2021-22) | 40.0 (12-30) |
| 2. Michael Moreno (2021-22) | 37.5 (41-109) |
| 3. Michael Moreno (2022-23) | 36.9 (41-111) |
| 4. Russhard Cruickshank (2021-22) | 36.4 (28-77) |
| 5. Tayshawn Comer (2022-23) | 36.2 (21-58) |
| 6. Cooper Robb (2021-22) | 35.4 (29-82) |
| 7. Curt Lewis (2021-22) | 34.5 (29-84) |
| 8. Cooper Robb (2022-23) | 30.9 (25-81) |
| 9. Jomaru Brown (2021-22) | 27.1 (16-59) |
| 10. | |

(Minimum 1 made three-point FG/game played)

Free Throws

| | |
|-------------------------------|----|
| 1. Jomaru Brown (2021-22) | 58 |
| 2. Devontae Blanton (2022-23) | 54 |
| 3. Leland Walker (2022-23) | 37 |
| 4. Devontae Blanton (2021-22) | 36 |
| 5. Isaiah Cozart (2022-23) | 25 |
| 6. Tayshawn Comer (2022-23) | 21 |
| 7. Michael Moreno (2022-23) | 17 |
| 8. John Ukomadu (2022-23) | 16 |
| 9. Cooper Robb (2022-23) | 15 |
| 10. Cooper Robb (2021-22) | 14 |

Free Throws Attempted

| | |
|-------------------------------|----|
| 1. Jomaru Brown (2021-22) | 76 |
| 2. Devontae Blanton (2022-23) | 71 |
| 3. Leland Walker (2022-23) | 46 |
| 4. Devontae Blanton (2021-22) | 45 |
| 5. Isaiah Cozart (2022-23) | 42 |
| 6. Curt Lewis (2021-22) | 31 |
| 7. Tayshawn Comer (2022-23) | 29 |
| 8. Michael Moreno (2022-23) | 26 |
| 9. John Ukomadu (2022-23) | 25 |
| 10. Dardan Kapiti (2022-23) | 24 |

Highest Free Throw Percentage

| | |
|-------------------------------|--------------|
| 1. Leland Walker (2022-23) | 80.4 (37-46) |
| 2. Devontae Blanton (2021-22) | 80.0 (36-45) |
| 3. Jomaru Brown (2021-22) | 76.3 (58-76) |
| 4. Devontae Blanton (2022-23) | 76.1 (54-71) |
| 5. Tayshawn Comer (2022-23) | 72.4 (21-29) |
| 6. Tariq Balogun (2021-22) | 66.7 (10-15) |
| 7. Isaiah Cozart (2022-23) | 59.5 (25-42) |
| 8. | |
| 9. | |
| 10. | |

(Minimum 1 made free throw/game played)

Total Rebounds

| | |
|-------------------------------|-----|
| 1. Isaiah Cozart (2022-23) | 142 |
| 2. Michael Moreno (2022-23) | 125 |
| 3. Devontae Blanton (2022-23) | 120 |
| 4. Devontae Blanton (2021-22) | 96 |
| 5. Michael Moreno (2021-22) | 85 |
| 6. Curt Lewis (2021-22) | 81 |
| 7. Cooper Robb (2021-22) | 68 |
| 8. Cooper Robb (2021-22) | 62 |
| 9. John Ukomadu (2022-23) | 57 |
| 10. Dardan Kapiti (2022-23) | 48 |

Rebounds Per Game

| | |
|-------------------------------|-----|
| 1. Isaiah Cozart (2022-23) | 7.9 |
| 2. Devontae Blanton (2021-22) | 6.9 |
| Michael Moreno (2022-23) | 6.9 |
| 4. Devontae Blanton (2022-23) | 6.7 |
| 5. Curt Lewis (2021-22) | 5.4 |
| 6. Michael Moreno (2021-22) | 5.3 |
| 7. Cooper Robb (2021-22) | 4.3 |
| 8. Cooper Robb (2022-23) | 3.9 |
| 9. John Ukomadu (2022-23) | 3.2 |
| 10. Dardan Kapiti (2022-23) | 2.8 |

Assists

| | |
|-----------------------------------|----|
| 1. Tayshawn Comer (2022-23) | 65 |
| 2. Devontae Blanton (2022-23) | 55 |
| 3. Russhard Cruickshank (2021-22) | 51 |
| Leland Walker (2022-23) | 51 |
| 5. Cooper Robb (2021-22) | 41 |
| Michael Moreno (2022-23) | 41 |
| 7. Devontae Blanton (2021-22) | 33 |
| 8. Michael Moreno (2021-22) | 26 |
| 9. Jomaru Brown (2021-22) | 25 |
| 10. Curt Lewis (2021-22) | 20 |

Blocks

| | |
|-------------------------------|----|
| 1. Isaiah Cozart (2022-23) | 55 |
| 2. Michael Wardy (2021-22) | 12 |
| Michael Moreno (2021-22) | 12 |
| Tariq Balogun (2021-22) | 12 |
| Dardan Kapiti (2022-23) | 12 |
| 6. John Ukomadu (2022-23) | 11 |
| 7. Devontae Blanton (2021-22) | 4 |
| Curt Lewis (2021-22) | 4 |
| Michael Wardy (2022-23) | 4 |
| 10. Cooper Robb (2021-22) | 3 |
| Devontae Blanton (2022-23) | 3 |

Steals

| | |
|--------------------------------|----|
| 1. Cooper Robb (2022-23) | 27 |
| 2. Jomaru Brown (2021-22) | 26 |
| 3. Cooper Robb (2021-22) | 25 |
| 4. Curt Lewis (2021-22) | 21 |
| 5. Devontae Blanton (2021-22) | 19 |
| Russhard Cruickshank (2021-22) | 19 |
| Michael Moreno (2022-23) | 19 |
| 8. Tayshawn Comer (2022-23) | 18 |
| 9. Michael Moreno (2021-22) | 13 |
| 10. Leland Walker (2022-23) | 12 |



Most Points Scored

1. Devontae Blanton (NORTH ALABAMA, 2/18/23) .. 27
2. Devontae Blanton (at Liberty, 2/11/23) 26
3. Michael Moreno (NORTH ALABAMA, 2/16/22) 24
- Jomaru Brown (LIBERTY, 2/5/22) 24
- Devontae Blanton (KENNESAW ST., 2/4/23) 24
6. Michael Moreno (at Jacksonville State, 2/23/22) ... 23
- Michael Moreno (at Kennesaw State, 1/2/23) 23
8. Jomaru Brown (BELLARMINE, 2/26/22) 22
- Jomaru Brown (NORTH ALABAMA, 2/16/22) 22
- Devontae Blanton (BELLARMINE, 1/28/23) 22
- Devontae Blanton (at Central Arkansas, 1/5/23) 22
- Devontae Blanton (QUEENS, 12/31/22) 22

Field Goals

1. Devontae Blanton (NORTH ALABAMA, 2/18/23) ... 11
2. Devontae Blanton (at Queens, 2/9/23) 10
- Devontae Blanton (at Central Arkansas, 1/5/23) 10
- Devontae Blanton (QUEENS, 12/31/23) 10
5. Michael Moreno (NORTH ALABAMA, 2/16/22) 9
- Michael Moreno (at Stetson, 1/29/22) 9
- Devontae Blanton (BELLARMINE, 1/28/23) 9
- Devontae Blanton (JACKSONVILLE, ST., 2/2/23) ... 9
- 9.
- 10.

Field Goals Attempted

1. Devontae Blanton (NORTH ALABAMA, 2/18/23) .. 24
2. Devontae Blanton (at Central Arkansas, 1/5/23) 22
3. Devontae Blanton (at Queens, 2/9/23) 21
4. Jomaru Brown (at Florida Gulf Coast, 1/27/22) 20
5. Jomaru Brown (NORTH ALABAMA, 2/16/22) 19
- Devontae Blanton (QUEENS, 12/31/22) 19
- 7.
- 8.
- 9.
- 10.

Highest Field Goals Percentage

1. Tariq Balogun (LIPSCOMB, 1/18/22) 100.0 (6-6)
2. Isaiah Cozart (at Queens, 2/9/23) 87.5 (7-8)
3. Michael Wardy (KENNESAW ST., 2/3/22) .. 83.3 (5-6)
- Tariq Balogun (at Fla. Gulf Coast, 1/27/22) ... 83.3 (5-6)
5. Isaiah Cozart (NORTH ALA., 2/18/23) 75.0 (6-8)
- Dardan Kapiti (at Queens, 2/9/23) 75.0 (6-8)
- Leland Walker (STETSON, 1/14/23) 75.0 (6-8)
- 8.
- 9.
- 10.

(Minimum 5 made field goals)

Three-Point Field Goals

1. Michael Moreno (at Jacksonville State, 2/23/22) 6
- Turner Buttry (FLORIDA GULF COAST, 1/12/23) 6
- Michael Moreno (at Kennesaw State, 1/2/23) 6
4. Michael Moreno (at Lipscomb, 2/12/22) 5
- Michael Moreno (LIBERTY, 2/5/22) 5
- Michael Moreno (KENNESAW STATE, 2/3/22) 5
- Braxton Beverly (JACKSONVILLE ST., 1/15/22) 5
- Michael Moreno (STETSON, 1/14/23) 5
- 9.
- 10.

Three-Point Field Goals Attempted

1. Michael Moreno (at Jacksonville State, 2/23/22) ... 12
2. Michael Moreno (at Lipscomb, 2/12/22) 11
- Curt Lewis (LIBERTY, 2/5/22) 11
- Michael Moreno (LIBERTY, 2/5/22) 11
- Michael Moreno (KENNESAW STATE, 2/3/22) 11
- Cooper Robb (CENTRAL ARKANSAS, 1/4/22) 11
- Turner Buttry (FLORIDA GULF COAST, 1/12/23) ... 11
8. Michael Moreno (STETSON, 1/4/23) 10
- Michael Moreno (at Kennesaw State, 1/2/23) 10
- 10.

Highest Three-Point FG Percentage

1. Curt Lewis (at Fla. Gulf Coast, 1/27/22) 100.0 (2-2)
- Michael Moreno (at Queens, 2/9/23) 100.0 (2-2)
- Tayshawn Comer (JACKSONVILLE ST., 2/2/23) ... 100.0 (2-2)
- Leland Walker (at Central Ark., 1/5/23) 100.0 (2-2)
2. Cooper Robb (LIBERTY, 2/5/22) 75.0 (3-4)
- Cooper Robb (NORTH FLA., 1/22/22) 75.0 (3-4)
- Cooper Robb (LIPSCOMB, 1/18/22) 75.0 (3-4)
- Braxton Beverly (at North Ala., 1/11/22) 75.0 (3-4)
- Russhard Cruickshank (at Bellarmine, 1/8/22) 75.0 (3-4)
- Tayshawn Comer (QUEENS, 12/31/22) 75.0 (3-4)
- Cooper Robb (LIBERTY, 1/8/23) 75.0 (3-4)

(Minimum 2 made three-point field goals)

Free Throws

1. Jomaru Brown (NORTH ALABAMA, 2/16/22) 10
- Jomaru Brown (LIBERTY, 2/5/22) 10
- Devontae Blanton (at Liberty, 2/11/23) 10
4. Devontae Blanton (KENNESAW STATE, 2/4/23) 9
- 5.
- 6.
- 7.
- 8.
- 9.
- 10.

Free Throws Attempted

1. Jomaru Brown (LIBERTY, 2/5/22) 14
2. Jomaru Brown (NORTH ALABAMA, 2/16/22) 12
3. Devontae Blanton (at Liberty, 2/11/23) 11
4. Devontae Blanton (KENNESAW STATE, 2/4/23) 9
- 5.
- 6.
- 7.
- 8.
- 9.
- 10.

Highest Free Throw Percentage

1. Devontae Blanton (KENNESAW ST., 2/4/23) ... 100.0 (9-9)
- Leland Walker (QUEENS, 12/31/22) 100.0 (7-7)
- Isaiah Cozart (at Bellarmine, 1/26/23) 100.0 (6-6)
- Cooper Robb (KENNESAW ST., 2/3/22) .. 100.0 (5-5)
- Leland Walker (NORTH ALA., 2/18/23) 100.0 (5-5)
- 6.
- 7.
- 8.
- 9.
- 10.

(Minimum 5 made free throws)

Total Rebounds

1. Isaiah Cozart (STETSON, 1/14/23) 14
2. Devontae Blanton (LIPSCOMB, 1/18/22) 13
- Devontae Blanton (BELLARMINE, 1/28/23) 13
4. Curt Lewis (at Florida Gulf Coast, 1/27/22) 12
- Michael Moreno (at Lipscomb, 1/19/23) 12
- 6.
- 7.
- 8.
- 9.
- 10.

Assists

1. Braxton Beverly (LIPSCOMB, 1/18/22) 13
2. Tayshawn Comer (STETSON, 1/14/23) 11
3. Russhard Cruickshank (NORTH FLA., 1/22/22) 8
4. Tayshawn Comer (FLA. GULF COAST, 1/12/23) 7
- Devontae Blanton (at Liberty, 2/11/23) 7
- Tayshawn Comer (NORTH ALA., 2/18/23) 7
- 7.
- 8.
- 9.
- 10.

Blocks

1. Isaiah Cozart (QUEENS, 12/31/22) 8
2. Isaiah Cozart (CENTRAL ARK., 2/16/23) 7
3. Isaiah Cozart (STETSON, 1/14/23) 5
4. Tariq Balogun (LIPSCOMB, 1/18/22) 4
- Isaiah Cozart (JACKSONVILLE ST., 2/2/23) 4
- Isaiah Cozart (KENNESAW ST., 2/4/23) 4
- Isaiah Cozart (at Jacksonville, 2/24/23) 4
8. Tariq Balogun (at Lipscomb, 2/12/22) 3
- Curt Lewis (at Lipscomb, 2/12/22) 3
- Michael Moreno (LIBERTY, 2/5/22) 3
- Michael Wardy (LIPSCOMB, 1/18/22) 3
- Tariq Balogun (JACKSONVILLE ST., 1/15/22) 3
- Michael Wardy (CENTRAL ARKANSAS, 1/4/22) 3
- Isaiah Cozart (FLA. GULF COAST, 1/12/23) 3
- Isaiah Cozart (at Lipscomb, 1/19/23) 3
- Isaiah Cozart (NORTH ALABAMA, 2/18/23) 3

Steals

1. Jomaru Brown (NORTH ALABAMA, 2/16/22) 6
2. Devontae Blanton (NORTH ALABAMA, 2/16/22) 4
- Cooper Robb (LIBERTY, 2/5/22) 4
- Cooper Robb (QUEENS, 12/31/22) 4
- Tayshawn Comer (QUEENS, 12/31/22) 4
- 6.
- 7.
- 8.
- 9.
- 10.

Single Game

Most Points Scored

| | | |
|----|-----------------------------|----|
| 1. | at Kennesaw State (3/1/22) | 73 |
| | vs. North Alabama (2/28/23) | 73 |
| | at Liberty (3/2/23) | 73 |
| 4. | | |
| 5. | | |

Fewest Points Scored

| | | |
|----|-----------------------------|----|
| 1. | at Kennesaw State (3/1/22) | 73 |
| | vs. North Alabama (2/28/23) | 73 |
| | at Liberty (3/2/23) | 73 |
| 4. | | |
| 5. | | |

Most Points Allowed

| | | |
|----|-----------------------------|----|
| 1. | at Kennesaw State (3/1/22) | 82 |
| 2. | at Liberty (3/2/23) | 79 |
| 3. | vs. North Alabama (2/28/23) | 48 |
| 4. | | |
| 5. | | |

Fewest Points Allowed

| | | |
|----|-----------------------------|----|
| 1. | vs. North Alabama (2/28/23) | 48 |
| 2. | at Kennesaw State (3/1/22) | 82 |
| 3. | | |
| 4. | | |
| 5. | | |

Field Goals

| | | |
|----|-----------------------------|----|
| 1. | vs. North Alabama (2/28/23) | 31 |
| 2. | at Liberty (3/2/23) | 30 |
| 3. | at Kennesaw State (3/1/22) | 26 |
| 4. | | |
| 5. | | |

Field Goals Attempted

| | | |
|----|-----------------------------|----|
| 1. | vs. North Alabama (2/28/23) | 75 |
| 2. | at Kennesaw State (3/1/22) | 67 |
| 3. | at Liberty (3/2/23) | 58 |
| 4. | | |
| 5. | | |

Highest Field Goals Percentage

| | | |
|----|-----------------------------|------|
| 1. | vs. North Alabama (2/28/23) | 51.7 |
| 2. | at Liberty (3/2/23) | 41.3 |
| 3. | at Kennesaw State (3/1/22) | 38.8 |
| 4. | | |
| 5. | | |

Lowest Field Goals Percentage

| | | |
|----|-----------------------------|------|
| 1. | at Kennesaw State (3/1/22) | 38.8 |
| 2. | at Liberty (3/2/23) | 41.3 |
| 3. | vs. North Alabama (2/28/23) | 51.7 |
| 4. | | |
| 5. | | |

Three-Point Field Goals

| | | |
|----|-----------------------------|----|
| 1. | at Kennesaw State (3/1/22) | 11 |
| 2. | at Liberty (3/2/23) | 9 |
| 3. | vs. North Alabama (2/28/23) | 7 |
| 4. | | |
| 5. | | |

Three-Point Field Goals Attempted

| | | |
|----|-----------------------------|----|
| 1. | at Kennesaw State (3/1/22) | 28 |
| 2. | at Liberty (3/2/23) | 25 |
| 3. | vs. North Alabama (2/28/23) | 19 |
| 4. | | |
| 5. | | |

Highest Three-Point FG Percentage

| | | |
|----|-----------------------------|------|
| 1. | at Kennesaw State (3/1/22) | 39.3 |
| 2. | vs. North Alabama (2/28/23) | 36.8 |
| 3. | at Liberty (3/2/23) | 36.0 |
| 4. | | |
| 5. | | |

Lowest Three-Point FG Percentage

| | | |
|----|-----------------------------|------|
| 1. | at Liberty (3/2/23) | 36.0 |
| 2. | vs. North Alabama (2/28/23) | 36.8 |
| 3. | at Kennesaw State (3/1/22) | 39.3 |
| 4. | | |
| 5. | | |

Free Throws

| | | |
|----|-----------------------------|----|
| 1. | at Kennesaw State (3/1/22) | 10 |
| 2. | vs. North Alabama (2/28/23) | 4 |
| | at Liberty (3/2/23) | 4 |
| 4. | | |
| 5. | | |

Free Throws Attempted

| | | |
|----|-----------------------------|----|
| 1. | at Kennesaw State (3/1/22) | 14 |
| 2. | at Liberty (3/2/23) | 9 |
| 3. | vs. North Alabama (2/28/23) | 4 |
| 4. | | |
| 5. | | |

Highest Free Throw Percentage

| | | |
|----|-----------------------------|-------|
| 1. | vs. North Alabama (2/28/23) | 100.0 |
| 2. | at Kennesaw State (3/1/22) | 71.4 |
| 3. | at Liberty (3/2/23) | 44.4 |
| 4. | | |
| 5. | | |

Lowest Free Throw Percentage

| | | |
|----|-----------------------------|-------|
| 1. | at Liberty (3/2/23) | 44.4 |
| 2. | at Kennesaw State (3/1/22) | 71.4 |
| 3. | vs. North Alabama (2/28/23) | 100.0 |
| 4. | | |
| 5. | | |

Offensive Rebounds

| | | |
|----|-----------------------------|----|
| 1. | vs. North Alabama (2/28/23) | 21 |
| 2. | at Kennesaw State (3/1/22) | 13 |
| 3. | at Liberty (3/2/23) | 6 |
| 4. | | |
| 5. | | |

Defensive Rebounds

| | | |
|----|-----------------------------|----|
| 1. | vs. North Alabama (2/28/23) | 36 |
| 2. | at Liberty (3/2/23) | 27 |
| 3. | at Kennesaw State (3/1/22) | 22 |
| 4. | | |
| 5. | | |

Total Rebounds

| | | |
|----|-----------------------------|----|
| 1. | vs. North Alabama (2/28/23) | 57 |
| 2. | at Kennesaw State (3/1/22) | 35 |
| 3. | at Liberty (3/2/23) | 33 |
| 4. | | |
| 5. | | |

Personal Fouls

| | | |
|----|-----------------------------|----|
| 1. | at Kennesaw State (3/1/22) | 20 |
| 2. | at Liberty (3/2/23) | 18 |
| 3. | vs. North Alabama (2/28/23) | 13 |
| 4. | | |
| 5. | | |

Assists

| | | |
|----|-----------------------------|----|
| 1. | vs. North Alabama (2/28/23) | 17 |
| 2. | at Kennesaw State (3/1/22) | 14 |
| 3. | at Liberty (3/2/23) | 9 |
| 4. | | |
| 5. | | |

Blocks

| | | |
|----|-----------------------------|----|
| 1. | vs. North Alabama (2/28/23) | 11 |
| 2. | at Kennesaw State (3/1/22) | 4 |
| 3. | at Liberty (3/2/23) | 2 |
| 4. | | |
| 5. | | |

Steals

| | | |
|----|-----------------------------|---|
| 1. | vs. North Alabama (2/28/23) | 8 |
| 2. | at Kennesaw State (3/1/22) | 4 |
| 3. | at Liberty (3/2/23) | 3 |
| 4. | | |
| 5. | | |



Entire Tournament

Most Points Scored

| | | |
|----|----------------|-----|
| 1. | 2023 (2 games) | 146 |
| 2. | 2022 (1 game) | 73 |
| 3. | | |
| 4. | | |
| 5. | | |

Most Points Allowed

| | | |
|----|----------------|-----|
| 1. | 2023 (2 games) | 127 |
| 2. | 2022 (1 game) | 82 |
| 3. | | |
| 4. | | |
| 5. | | |

Field Goals

| | | |
|----|----------------|----|
| 1. | 2023 (2 games) | 61 |
| 2. | 2022 (1 game) | 26 |
| 3. | | |
| 4. | | |
| 5. | | |

Field Goals Attempted

| | | |
|----|----------------|-----|
| 1. | 2023 (2 games) | 133 |
| 2. | 2022 (1 game) | 67 |
| 3. | | |
| 4. | | |
| 5. | | |

Highest Field Goals Percentage

| | | |
|----|----------------|------|
| 1. | 2023 (2 games) | 45.9 |
| 2. | 2022 (1 game) | 38.8 |
| 3. | | |
| 4. | | |
| 5. | | |

Three-Point Field Goals

| | | |
|----|----------------|----|
| 1. | 2023 (2 games) | 16 |
| 2. | 2022 (1 game) | 11 |
| 3. | | |
| 4. | | |
| 5. | | |

Three-Point Field Goals Attempted

| | | |
|----|----------------|----|
| 1. | 2023 (2 games) | 44 |
| 2. | 2022 (1 game) | 28 |
| 3. | | |
| 4. | | |
| 5. | | |

Highest Three-Point FG Percentage

| | | |
|----|----------------|------|
| 1. | 2022 (1 game) | 39.3 |
| 2. | 2023 (2 games) | 36.4 |
| 3. | | |
| 4. | | |
| 5. | | |

Free Throws

| | | |
|----|----------------|----|
| 1. | 2022 (1 game) | 10 |
| 2. | 2023 (2 games) | 8 |
| 3. | | |
| 4. | | |
| 5. | | |

Free Throws Attempted

| | | |
|----|----------------|----|
| 1. | 2022 (1 game) | 14 |
| 2. | 2023 (2 games) | 13 |
| 3. | | |
| 4. | | |
| 5. | | |

Highest Free Throw Percentage

| | | |
|----|----------------|------|
| 1. | 2022 (1 game) | 71.4 |
| 2. | 2023 (2 games) | 61.5 |
| 3. | | |
| 4. | | |
| 5. | | |

Offensive Rebounds

| | | |
|----|----------------|----|
| 1. | 2023 (2 games) | 27 |
| 2. | 2022 (1 game) | 13 |
| 3. | | |
| 4. | | |
| 5. | | |

Defensive Rebounds

| | | |
|----|----------------|----|
| 1. | 2023 (2 games) | 63 |
| 2. | 2022 (1 game) | 22 |
| 3. | | |
| 4. | | |
| 5. | | |

Total Rebounds

| | | |
|----|----------------|----|
| 1. | 2023 (2 games) | 90 |
| 2. | 2022 (1 game) | 35 |
| 3. | | |
| 4. | | |
| 5. | | |

Personal Fouls

| | | |
|----|----------------|----|
| 1. | 2023 (2 games) | 31 |
| 2. | 2022 (1 game) | 20 |
| 3. | | |
| 4. | | |
| 5. | | |

Assists

| | | |
|----|----------------|----|
| 1. | 2023 (2 games) | 26 |
| 2. | 2022 (1 game) | 14 |
| 3. | | |
| 4. | | |
| 5. | | |

Blocks

| | | |
|----|----------------|----|
| 1. | 2023 (2 games) | 13 |
| 2. | 2022 (1 game) | 4 |
| 3. | | |
| 4. | | |
| 5. | | |

Steals

| | | |
|----|----------------|----|
| 1. | 2023 (2 games) | 11 |
| 2. | 2022 (1 game) | 4 |
| 3. | | |
| 4. | | |
| 5. | | |

Single Game

Most Points Scored

| | | |
|----|--|----|
| 1. | Devontae Blanton (at Kennesaw State, 3/1/22) | 23 |
| | Devontae Blanton (at Liberty, 3/2/23) | 23 |
| 3. | Jomaru Brown (at Kennesaw State, 3/1/22) | 22 |
| 4. | Devontae Blanton (vs. North Ala., 2/28/23) | 15 |
| 5. | Tayshawn Comer (at Liberty, 3/2/23) | 14 |
| 6. | John Ukomadu (vs. North Ala., 2/28/23) | 12 |
| | Isaiah Cozart (vs. North Ala., 2/28/23) | 12 |
| 8. | Cooper Robb (at Liberty, 3/2/23) | 10 |
| 9. | Michael Moreno (at Kennesaw State, 3/1/22) | 9 |
| | Russhard Cruickshank (at Kennesaw St., 3/1/22) | 9 |

Field Goals

| | | |
|----|--|---|
| 1. | Devontae Blanton (at Liberty, 3/2/23) | 9 |
| 2. | Devontae Blanton (at Kennesaw State, 3/1/22) | 8 |
| | Jomaru Brown (at Kennesaw State, 3/1/22) | 8 |
| 4. | Tayshawn Comer (at Liberty, 3/2/23) | 6 |
| | Devontae Blanton (vs. North Ala., 2/28/23) | 6 |
| | John Ukomadu (vs. North Ala., 2/28/23) | 6 |
| 7. | Isaiah Cozart (vs. North Ala., 2/28/23) | 5 |
| 8. | Cooper Robb (at Liberty, 3/2/23) | 4 |

Field Goals Attempted

| | | |
|----|--|----|
| 1. | Devontae Blanton (at Liberty, 3/2/23) | 20 |
| 2. | Devontae Blanton (at Kennesaw State, 3/1/22) | 19 |
| 3. | Jomaru Brown (at Kennesaw State, 3/1/22) | 14 |
| 4. | Devontae Blanton (vs. North Ala., 2/28/23) | 13 |
| 5. | Michael Moreno (at Kennesaw State, 3/1/22) | 10 |
| | John Ukomadu (vs. North Ala., 2/28/23) | 10 |
| | Tayshawn Comer (at Liberty, 3/2/23) | 10 |
| 8. | Leland Walker (vs. North Ala., 2/28/23) | 9 |
| 9. | Curt Lewis (at Kennesaw State, 3/1/22) | 8 |
| | Tayshawn Comer (vs. North Ala., 2/28/23) | 8 |
| | Cooper Robb (at Liberty, 3/2/23) | 8 |

Highest Field Goals Percentage

| | | |
|-----|--|-------------|
| 1. | John Ukomadu (vs. North Ala., 2/28/23) | 60.0 (6-10) |
| | Tayshawn Comer (at Liberty, 3/2/23) | 60.0 (6-10) |
| 3. | Jomaru Brown (at Kennesaw St., 3/1/22) | 57.1 (8-14) |
| 4. | Devontae Blanton (vs. North Ala., 2/28/23) | 46.1 (9-13) |
| 5. | Devontae Blanton (at Liberty, 3/2/23) | 45.0 (9-20) |
| 6. | Devontae Blanton (at Kennesaw St., 3/1/22) | 42.1 (8-19) |
| 7. | | |
| 8. | | |
| 9. | | |
| 10. | | |

(Minimum 6 made field goals)

Three-Point Field Goals

| | | |
|----|--|---|
| 1. | Devontae Blanton (at Kennesaw State, 3/1/22) | 3 |
| | Russhard Cruickshank (at Kennesaw St., 3/1/22) | 3 |
| 3. | Michael Moreno (at Kennesaw State, 3/1/22) | 2 |
| | Jomaru Brown (at Kennesaw State, 3/1/22) | 2 |
| | Michael Moreno (vs. North Ala., 2/28/23) | 2 |
| | Tayshawn Comer (vs. North Ala., 2/28/23) | 2 |
| | Leland Walker (at Liberty, 3/2/23) | 2 |
| | Devontae Blanton (at Liberty, 3/2/23) | 2 |
| | Cooper Robb (at Liberty, 3/2/23) | 2 |
| | Tayshawn Comer (at Liberty, 3/2/23) | 2 |

Three-Point Field Goals Attempted

| | | |
|----|--|---|
| 1. | Michael Moreno (at Kennesaw State, 3/1/22) | 6 |
| | Russhard Cruickshank (at Kennesaw St., 3/1/22) | 6 |
| | Devontae Blanton (at Liberty, 3/2/23) | 6 |
| | Cooper Robb (at Liberty, 3/2/23) | 6 |
| 5. | Tayshawn Comer (vs. North Ala., 2/28/23) | 5 |
| | Michael Moreno (at Liberty, 3/2/23) | 5 |
| | Tayshawn Comer (at Liberty, 3/2/23) | 5 |
| 8. | Devontae Blanton (at Kennesaw State, 3/1/22) | 4 |
| | Curt Lewis (at Kennesaw State, 3/1/22) | 4 |
| | Cooper Robb (at Kennesaw State, 3/1/22) | 4 |
| | Jomaru Brown (at Kennesaw State, 3/1/22) | 4 |
| | Michael Moreno (vs. North Ala., 2/28/23) | 4 |

Highest Three-Point FG Percentage

| | | |
|----|--|------------|
| 1. | Devontae Blanton (at Kennesaw St., 3/1/22) | 75.0 (3-4) |
| 2. | Leland Walker (at Liberty, 3/2/23) | 66.7 (2-3) |
| 3. | Russhard Cruickshank (at Kennesaw St., 3/1/22) | 50.0 (3-6) |
| | Jomaru Brown (at Kennesaw St., 3/1/22) | 50.0 (2-4) |
| | Michael Moreno (vs. North Ala., 2/28/23) | 50.0 (2-4) |
| 6. | Tayshawn Comer (vs. North Ala., 2/28/23) | 40.0 (2-5) |
| | Tayshawn Comer (at Liberty, 3/2/23) | 40.0 (2-5) |
| 8. | Michael Moreno (at Kennesaw St., 3/1/22) | 33.3 (2-6) |
| | Devontae Blanton (at Liberty, 3/2/23) | 33.3 (2-6) |
| | Cooper Robb (at Liberty, 3/2/23) | 33.3 (2-6) |

(Minimum 2 made three-point field goals)

Free Throws

| | | |
|-----|--|---|
| 1. | Devontae Blanton (at Kennesaw State, 3/1/22) | 4 |
| | Jomaru Brown (at Kennesaw State, 3/1/22) | 4 |
| 3. | Devontae Blanton (at Liberty, 3/2/23) | 3 |
| 4. | Devontae Blanton (vs. North Ala., 2/28/23) | 2 |
| | Isaiah Cozart (vs. North Ala., 2/28/23) | 2 |
| 6. | Michael Moreno (at Kennesaw State, 3/1/22) | 1 |
| | Curt Lewis (at Kennesaw State, 3/1/22) | 1 |
| | Isaiah Cozart (at Liberty, 3/2/23) | 1 |
| 9. | | |
| 10. | | |

Free Throws Attempted

| | | |
|-----|--|---|
| 1. | Devontae Blanton (at Liberty, 3/2/23) | 6 |
| 2. | Devontae Blanton (at Kennesaw State, 3/1/22) | 5 |
| 3. | Jomaru Brown (at Kennesaw State, 3/1/22) | 4 |
| 4. | Michael Moreno (at Kennesaw State, 3/1/22) | 2 |
| | Curt Lewis (at Kennesaw State, 3/1/22) | 2 |
| | Devontae Blanton (vs. North Ala., 2/28/23) | 2 |
| | Isaiah Cozart (vs. North Ala., 2/28/23) | 2 |
| | Isaiah Cozart (at Liberty, 3/2/23) | 2 |
| 9. | Michael Wardy (at Kennesaw State, 3/1/22) | 1 |
| 10. | Michael Moreno (at Liberty, 3/2/23) | 1 |

Highest Free Throw Percentage

| | | |
|-----|--|-------------|
| 1. | Jomaru Brown (at Kennesaw St., 3/1/22) | 100.0 (4-4) |
| 2. | Devontae Blanton (at Kennesaw St., 3/1/22) | 80.0 (4-5) |
| 3. | | |
| 4. | | |
| 5. | | |
| 6. | | |
| 7. | | |
| 8. | | |
| 9. | | |
| 10. | | |

(Minimum 4 made free throws)

Offensive Rebounds

| | | |
|----|--|---|
| 1. | Michael Moreno (at Kennesaw State, 3/1/22) | 4 |
| | John Ukomadu (vs. North Ala., 2/28/23) | 4 |
| 3. | Devontae Blanton (at Liberty, 3/2/23) | 3 |
| 4. | Devontae Blanton (at Kennesaw State, 3/1/22) | 2 |
| | Cooper Robb (at Kennesaw State, 3/1/22) | 2 |
| | Devontae Blanton (vs. North Ala., 2/28/23) | 2 |
| | Michael Moreno (vs. North Ala., 2/28/23) | 2 |
| | Cooper Robb (vs. North Ala., 2/28/23) | 2 |
| | Leland Walker (vs. North Ala., 2/28/23) | 2 |

Defensive Rebounds

| | | |
|----|--|---|
| 1. | Isaiah Cozart (vs. North Ala., 2/28/23) | 7 |
| 2. | Devontae Blanton (at Kennesaw State, 3/1/22) | 6 |
| | Devontae Blanton (at Liberty, 3/2/23) | 6 |
| 4. | Dardan Kapiti (vs. North Ala., 2/28/23) | 5 |
| | John Ukomadu (vs. North Ala., 2/28/23) | 5 |
| | Michael Moreno (at Liberty, 3/2/23) | 5 |
| 7. | Michael Moreno (at Kennesaw State, 3/1/22) | 4 |
| 8. | Curt Lewis (at Kennesaw State, 3/1/22) | 3 |
| | Cooper Robb (at Kennesaw State, 3/1/22) | 3 |
| | Michael Moreno (vs. North Ala., 2/28/23) | 3 |
| | Tayshawn Comer (vs. North Ala., 2/28/23) | 3 |
| | Leland Walker (vs. North Ala., 2/28/23) | 3 |
| | Tayshawn Comer (at Liberty, 3/2/23) | 3 |
| | Dardan Kapiti (at Liberty, 3/2/23) | 3 |

Total Rebounds

| | | |
|----|--|---|
| 1. | John Ukomadu (vs. North Ala., 2/28/23) | 9 |
| | Devontae Blanton (at Liberty, 3/2/23) | 9 |
| 3. | Devontae Blanton (at Kennesaw State, 3/1/22) | 8 |
| | Michael Moreno (at Kennesaw State, 3/1/22) | 8 |
| | Isaiah Cozart (vs. North Ala., 2/28/23) | 8 |
| 6. | Dardan Kapiti (vs. North Ala., 2/28/23) | 6 |
| | Michael Moreno (at Liberty, 3/2/23) | 6 |
| 8. | Cooper Robb (at Kennesaw State, 3/1/22) | 5 |
| | Michael Moreno (vs. North Ala., 2/28/23) | 5 |
| | Leland Walker (vs. North Ala., 2/28/23) | 5 |

Assists

| | | |
|----|--|---|
| 1. | Leland Walker (vs. North Ala., 2/28/23) | 7 |
| 2. | Cooper Robb (at Kennesaw State, 3/1/22) | 5 |
| 3. | Cooper Robb (vs. North Ala., 2/28/23) | 4 |
| | Tayshawn Comer (at Liberty, 3/2/23) | 4 |
| 5. | Michael Moreno (at Kennesaw State, 3/1/22) | 2 |
| | Curt Lewis (at Kennesaw State, 3/1/22) | 2 |
| | Jomaru Brown (at Kennesaw State, 3/1/22) | 2 |
| | Turner Buttry (vs. North Ala., 2/28/23) | 2 |
| | Devontae Blanton (at Liberty, 3/2/23) | 2 |

Blocks

| | | |
|-----|--|---|
| 1. | Isaiah Cozart (vs. North Ala., 2/28/23) | 6 |
| 2. | Dardan Kapiti (vs. North Ala., 2/28/23) | 3 |
| 3. | Michael Moreno (at Kennesaw State, 3/1/22) | 2 |
| 4. | Devontae Blanton (at Kennesaw State, 3/1/22) | 1 |
| | Michael Wardy (at Kennesaw State, 3/1/22) | 1 |
| | Cooper Robb (vs. North Ala., 2/28/23) | 1 |
| | Leland Walker (vs. North Ala., 2/28/23) | 1 |
| | Isaiah Cozart (at Liberty, 3/2/23) | 1 |
| | DaShawn Jackson (at Liberty, 3/2/23) | 1 |
| 10. | | |

Steals

| | | |
|----|--|---|
| 1. | Michael Moreno (at Kennesaw State, 3/1/22) | 2 |
| | Devontae Blanton (vs. North Ala., 2/28/23) | 2 |
| | Tayshawn Comer (at Liberty, 3/2/23) | 2 |
| 2. | Cooper Robb (at Kennesaw State, 3/1/22) | 1 |
| | Jomaru Brown (at Kennesaw State, 3/1/22) | 1 |
| | Michael Moreno (vs. North Ala., 2/28/23) | 1 |
| | Tayshawn Comer (vs. North Ala., 2/28/23) | 1 |
| | Cooper Robb (vs. North Ala., 2/28/23) | 1 |
| | DaShawn Jackson (vs. North Ala., 2/28/23) | 1 |
| | Turner Buttry (vs. North Ala., 2/28/23) | 1 |
| | Michael Wardy (vs. North Ala., 2/28/23) | 1 |
| | Devontae Blanton (at Liberty, 3/2/23) | 1 |



Entire Tournament

Most Points Scored

| | |
|---|----|
| 1. Devontae Blanton (2 games, 2023) | 38 |
| 2. Devontae Blanton (1 game, 2022) | 23 |
| 3. Jomaru Brown (1 game, 2022) | 22 |
| Tayshawn Comer (2 games, 2023) | 22 |
| 5. Isaiah Cozart (2 games, 2023) | 19 |
| 6. Leland Walker (2 games, 2023) | 14 |
| 7. Cooper Robb (2 games, 2023) | 13 |
| Michael Moreno (2 games, 2023) | 13 |
| 9. John Ukomadu (2 games, 2023) | 12 |
| 10. Michael Moreno (1 game, 2022) | 9 |
| Russhard Cruickshank (1 game, 2022) | 9 |

Points Per Game

| | |
|---|------|
| 1. Devontae Blanton (1 game, 2022) | 23.0 |
| 2. Jomaru Brown (1 game, 2022) | 22.0 |
| 3. Devontae Blanton (2 games, 2023) | 19.0 |
| 4. Tayshawn Comer (2 games, 2023) | 11.0 |
| 5. Isaiah Cozart (2 games, 2023) | 9.5 |
| 6. Michael Moreno (1 game, 2022) | 9.0 |
| Russhard Cruickshank (1 game, 2022) | 9.0 |
| 8. Leland Walker (2 games, 2023) | 7.0 |
| 9. Cooper Robb (2 games, 2023) | 6.5 |
| Michael Moreno (2 games, 2023) | 6.5 |

Field Goals

| | |
|---|----|
| 1. Devontae Blanton (2 games, 2023) | 15 |
| 2. Tayshawn Comer (2 games, 2023) | 9 |
| 3. Devontae Blanton (1 game, 2022) | 8 |
| Jomaru Brown (1 game, 2022) | 8 |
| Isaiah Cozart (2 games, 2023) | 8 |
| 6. Leland Walker (2 games, 2023) | 6 |
| John Ukomadu (2 games, 2023) | 6 |
| 8. Cooper Robb (2 games, 2023) | 5 |
| Michael Moreno (2 games, 2023) | 5 |
| 10. Michael Moreno (1 game, 2022) | 3 |
| Russhard Cruickshank (1 game, 2022) | 3 |
| Dardan Kapititi (2 games, 2023) | 3 |

Field Goals Attempted

| | |
|---|----|
| 1. Devontae Blanton (2 games, 2023) | 33 |
| 2. Devontae Blanton (1 game, 2022) | 19 |
| 3. Tayshawn Comer (2 games, 2023) | 18 |
| 4. Leland Walker (2 games, 2023) | 15 |
| 5. Jomaru Brown (1 game, 2022) | 14 |
| 6. Cooper Robb (2 games, 2023) | 13 |
| 7. Michael Moreno (2 games, 2023) | 12 |
| 8. Isaiah Cozart (2 games, 2023) | 11 |
| 9. Michael Moreno (1 game, 2022) | 10 |
| John Ukomadu (2 games, 2023) | 10 |

Highest Field Goals Percentage

| | |
|---|------|
| 1. Devontae Blanton (2 games, 2023) | 45.5 |
| 2. | |
| 3. | |
| 4. | |
| 5. | |
| 6. | |
| 7. | |
| 8. | |
| 9. | |
| 10. | |

(Minimum 10 made field goals)

Three-Point Field Goals

| | |
|---|---|
| 1. Tayshawn Comer (2 games, 2023) | 4 |
| 2. Devontae Blanton (1 game, 2022) | 4 |
| Russhard Cruickshank (1 game, 2022) | 3 |
| Devontae Blanton (2 games, 2023) | 3 |
| Cooper Robb (2 games, 2023) | 3 |
| Michael Moreno (2 games, 2023) | 3 |
| 7. Michael Moreno (1 game, 2022) | 2 |
| Jomaru Brown (1 game, 2022) | 2 |
| Leland Walker (2 games, 2023) | 2 |
| 10. Curt Lewis (1 game, 2022) | 1 |
| DaShawn Jackson (2 games, 2023) | 1 |

Three-Point Field Goals Attempted

| | |
|---|----|
| 1. Tayshawn Comer (2 games, 2023) | 10 |
| 2. Cooper Robb (2 games, 2023) | 9 |
| Michael Moreno (2 games, 2023) | 9 |
| 4. Devontae Blanton (2 games, 2023) | 7 |
| 5. Michael Moreno (1 game, 2022) | 6 |
| Russhard Cruickshank (1 game, 2022) | 6 |
| 7. Devontae Blanton (1 game, 2022) | 4 |
| Curt Lewis (1 game, 2022) | 4 |
| Cooper Robb (1 game, 2022) | 4 |
| Jomaru Brown (1 game, 2022) | 4 |
| Leland Walker (2 games, 2023) | 4 |

Highest Three-Point FG Percentage

| | |
|---|-------------|
| 1. Devontae Blanton (1 game, 2022) | 75.0 (3-4) |
| 2. Russhard Cruickshank (1 game, 2022) | 50.0 (3-6) |
| 3. Devontae Blanton (2 games, 2023) .. | 42.9 (3-7) |
| 4. Tayshawn Comer (2 games, 2023) . | 40.0 (4-10) |
| 5. Cooper Robb (2 games, 2023) | 33.3 (3-9) |
| Michael Moreno (2 games, 2023) | 33.3 (3-9) |
| 7. | |
| 8. | |
| 9. | |
| 10. | |

(Minimum 3 made three-point field goals)

Free Throws

| | |
|---|---|
| 1. Devontae Blanton (2 games, 2023) | 5 |
| 2. Devontae Blanton (1 game, 2022) | 4 |
| Jomaru Brown (1 game, 2022) | 4 |
| 4. Isaiah Cozart (2 games, 2023) | 3 |
| 5. Michael Moreno (1 game, 2022) | 1 |
| Curt Lewis (1 game, 2022) | 1 |
| 7. | |
| 8. | |
| 9. | |
| 10. | |

Free Throws Attempted

| | |
|---|---|
| 1. Devontae Blanton (2 games, 2023) | 8 |
| 2. Devontae Blanton (1 game, 2022) | 5 |
| 3. Jomaru Brown (1 game, 2022) | 4 |
| 4. Isaiah Cozart (2 games, 2023) | 4 |
| 5. Michael Moreno (1 game, 2022) | 2 |
| Curt Lewis (1 game, 2022) | 2 |
| 7. Michael Wardy (1 game, 2022) | 1 |
| Michael Moreno (2 games, 2023) | 1 |
| 9. | |
| 10. | |

Highest Free Throw Percentage

| | |
|----------|--|
| 1. | |
| 2. | |
| 3. | |
| 4. | |
| 5. | |
| 6. | |
| 7. | |
| 8. | |
| 9. | |
| 10. | |

(Minimum 8 made free throws)

Offensive Rebounds

| | |
|---|---|
| 1. Devontae Blanton (2 games, 2023) | 5 |
| 2. Michael Moreno (1 game, 2022) | 4 |
| John Ukomadu (2 games, 2023) | 4 |
| 4. Michael Moreno (2 games, 2023) | 3 |
| 5. Devontae Blanton (1 game, 2022) | 2 |
| Cooper Robb (1 game, 2022) | 2 |
| Isaiah Cozart (2 games, 2023) | 2 |
| Leland Walker (2 games, 2023) | 2 |
| Cooper Robb (2 games, 2023) | 2 |

Defensive Rebounds

| | |
|---|---|
| 1. Isaiah Cozart (2 games, 2023) | 9 |
| 2. Devontae Blanton (2 games, 2023) | 8 |
| Michael Moreno (2 games, 2023) | 8 |
| Dardan Kapititi (2 games, 2023) | 8 |
| 5. Devontae Blanton (1 game, 2022) | 6 |
| Tayshawn Comer (2 games, 2023) | 6 |
| John Ukomadu (2 games, 2023) | 6 |
| 8. Leland Walker (2 games, 2023) | 5 |
| 9. Michael Moreno (1 game, 2022) | 4 |
| 10. Curt Lewis (1 game, 2022) | 3 |
| Cooper Robb (1 game, 2022) | 3 |
| Cooper Robb (2 games, 2023) | 3 |
| DaShawn Jackson (2 games, 2023) | 3 |

Total Rebounds

| | |
|---|----|
| 1. Devontae Blanton (2 games, 2023) | 13 |
| 2. Isaiah Cozart (2 games, 2023) | 11 |
| Michael Moreno (2 games, 2023) | 11 |
| 4. John Ukomadu (2 games, 2023) | 10 |
| 5. Dardan Kapititi (2 games, 2023) | 9 |
| 6. Devontae Blanton (1 game, 2022) | 8 |
| Michael Moreno (1 game, 2022) | 8 |
| 8. Leland Walker (2 games, 2023) | 7 |
| 9. Tayshawn Comer (2 games, 2023) | 6 |
| 10. Cooper Robb (1 game, 2022) | 5 |
| Cooper Robb (2 games, 2023) | 5 |

Assists

| | |
|---|---|
| 1. Leland Walker (2 games, 2023) | 7 |
| 2. Cooper Robb (1 game, 2022) | 5 |
| Tayshawn Comer (2 games, 2023) | 5 |
| Cooper Robb (2 games, 2023) | 5 |
| 5. Devontae Blanton (2 games, 2023) | 3 |
| 6. Michael Moreno (1 game, 2022) | 2 |
| Curt Lewis (1 game, 2022) | 2 |
| Jomaru Brown (1 game, 2022) | 2 |
| Turner Buttry (1 game, 2023) | 2 |
| DaShawn Jackson (2 games, 2023) | 2 |

Blocks

| | |
|--|---|
| 1. Isaiah Cozart (2 games, 2023) | 7 |
| 2. Dardan Kapititi (2 games, 2023) | 3 |
| 3. Michael Moreno (1 game, 2022) | 2 |
| 4. Devontae Blanton (1 game, 2022) | 1 |
| Michael Wardy (1 game, 2022) | 1 |
| Leland Walker (2 games, 2023) | 1 |
| Cooper Robb (2 games, 2023) | 1 |
| DaShawn Jackson (2 games, 2023) | 1 |
| 9. | |
| 10. | |

Steals

| | |
|---|---|
| 1. Devontae Blanton (2 games, 2023) | 3 |
| Tayshawn Comer (2 games, 2023) | 3 |
| 3. Michael Moreno (1 game, 2022) | 2 |
| 4. Cooper Robb (1 game, 2022) | 1 |
| Jomaru Brown (1 game, 2022) | 1 |
| Cooper Robb (2 games, 2023) | 1 |
| Michael Moreno (2 games, 2023) | 1 |
| Turner Buttry (1 game, 2023) | 1 |
| DaShawn Jackson (2 games, 2023) | 1 |
| Michael Wardy (2 games, 2023) | 1 |

ASUN First Team All-Conference

Devontae Blanton

2022-23

ASUN All-Tournament Team

Devontae Blanton

2023



ASUN All-Freshman Team

Tayshawn Comer

2022-23



ASUN All-Academic Team

Cooper Robb

2022-23



ASUN Winners For Life Team

Michael Moreno

2021-22



ASUN Player of the Week

Devontae Blanton

Jan. 3, 2022

Michael Moreno

Jan. 16, 2023

Devontae Blanton

Feb. 6, 2023

ASUN Newcomer of the Week

Jansson Williams

Nov. 29, 2021

Leland Walker

Dec. 12, 2022

Isaiah Cozart

Jan. 16, 2023

ASUN Preseason All-Conference

Braxton Beverly

2021-22

Jomaru Brown

2021-22

Michael Moreno


2022-23



OVC Player of the Year

James Tillman 1978-79

Note: this award was first issued after the 1962-63 season



James "Turk" Tillman

OVC Coach of the Year

Jim Baechtold 1964-65
 Guy Strong 1971-72
 Ed Byhre 1978-79
 Max Good 1986-87
 A.W. Hamilton 2019-20

Note: this award was first issued after the 1961-62 season

OVC Defensive Player of the Year

Corey Walden 2013-14
 Corey Walden 2014-15

Note: this award was first issued after the 2008-09 season

OVC Freshman of the Year

John Allen 1990-91
 Matt Witt 2002-03
 Adam Leonard 2006-07
 Nick Mayo 2015-16

Note: this award was first issued after the 1990-91 season

OVC Athlete of the Year

James Tillman 1979

Note: this award is given annually in the spring to the league's top male student-athlete overall

First Team All-OVC


Paul Hicks 1948-49, 1949-50
 Chuck Mrazovich 1948-49, 1949-50
 Jim Baechtold 1950-51, 1951-52
 Bill Bales 1952-53
 Elmer Tolson 1952-53
 Jack Adams 1953-54, 1954-55
 Tom Holbrook 1953-54
 Dick Culbertson 1954-55
 Ronnie Pellegrinon 1954-55
 Dale Moore 1957-58, 1958-59
 Larry Wood 1957-58, 1958-59
 Carl Cole 1959-60, 1960-61
 Larry Parks 1961-62
 Jim Werk 1961-62
 Ron Pickett 1962-63
 Eddie Bodkin 1963-64, 1964-65, 1965-66
 Lee Lemos 1964-65
 Bill Walton 1965-66
 Bobby Washington 1966-67, 1967-68, 1968-69
 Garfield Smith 1967-68
 Willie Woods 1969-70
 George Bryant 1970-71, 1971-72
 Charles Mitchell 1971-72, 1972-73
 Carl Brown 1973-74, 1975-76
 Dave Bootcheck 1976-77
 Lovell Joiner 1977-78
 Kenny Elliott 1978-79
 Bruce Jones 1978-79, 1979-80
 James Tillman 1978-79, 1979-80
 Tommy Baker 1980-81
 Jeff McGill 1987-88
 John Allen 1993-94
 Arlando Johnson 1993-94
 Michael Haney 2004-05
 Jason McLeish 2005-06
 Mike Rose 2007-08, 2008-09
 Mike DiNunno 2012-13
 Glenn Cosey 2013-14
 Eric Stutz 2014-15
 Corey Walden 2014-15
 Nick Mayo 2015-16, 2016-17, 2017-18, 2018-19
 Jomaru Brown 2019-20
 Wendell Green Jr. 2020-21
 Tre King 2020-21

Note: no all-conference players were selected in 1955-56

OVC All-Newcomer Team

Brad Divine 1992-93
 Marlon Stewart 1993-94
 Curtis Fincher 1994-95
 Carlos Bess 1995-96
 Daniel Sutton 1996-97
 Mark Williams 1997-98
 Whitney Robinson 1998-99
 Adam Leonard 2006-07
 Mike DiNunno 2011-12
 Glenn Cosey 2012-13
 Corey Walden 2012-13
 Nick Mayo 2015-16
 Jarelle Reischel 2015-16
 Asante Gist 2016-17
 Jomaru Brown 2018-19
 Wendell Green Jr. 2020-21

Note: this award was first issued after the 1992-93 season, but was not issued between 1999-00 and 2004-05



Jack Adams is the only EKV player to have his number retired.

Second Team All-OVC

Larry Wood 1956-57
 Jim Chambers 1982-83
 Antonio Parris 1983-84, 1986-87
 Kenny Wilson 1984-85
 Lewis Spence 1985-86
 Jeff McGill 1986-87
 Aric Sinclair 1990-91
 Mike Smith 1991-92
 John Allen 1992-93
 Arlando Johnson 1994-95
 DeMarkus Doss 1995-96
 Curtis Fincher 1995-96
 Mark Williams 1997-98
 Shawn Fields 2001-02, 2002-03
 Jon Bentley 2003-04
 Matt Witt 2003-04, 2005-06
 Mike Rose 2006-07
 Josh Taylor 2009-10
 Jaron Jones 2011-12
 Jarelle Reischel 2015-16
 Javontae Hawkins 2015-16
 Tre King 2019-20

Note: this award was first issued after the 1956-57 season, then annually after the 1980-81 season

OVC All-Freshman Team

Fred Emerson 1981-82
 John DeCamillis 1982-83
 Antonio Parris 1983-84
 Bobby Collins 1984-85
 Randolph Taylor 1985-86
 Kirk Greathouse 1988-89
 Mike Smith 1988-89
 John Allen 1990-91


Note: this award was issued annually between the 1980-81 and 1991-92 seasons

100 Years of Basketball

The Eastern Kentucky University Department of Athletics unveiled its All-Century Men's Basketball Team in a special ceremony prior to the EKU-Morehead State game on Jan. 23, 2010. Eight of the 15 players selected to the prestigious team were able to attend the event.

The All-Century Men's Basketball Team was made up of the following positions: guards (six) and forwards/centers (nine). To earn consideration for the All-Century Team, players must have met at least one of the following criteria: first or second team All-OVC honors, enshrinement in the EKU Athletics Hall of Fame, or All-American honors. Colonel fans helped determine the All-Century Team by casting their votes on-line in December and early January at www.EKUSports.com.

For more information on EKU's 100 Years of Men's Basketball, please visit <http://www.ekusports.com/100yearsmbb>.



Guards

- George Bryant (1968-72) – #44
- Fred Lewis (1944-46) – #23
- Antonio Parris (1983-87) – #10
- Mike Rose (2005-09) – #20
- Bobby Washington (1966-69) – #44 (pictured top right)
- Matt Witt (2002-06) – #12

Forwards/Center

- Jack Adams (1953-56) – Forward – #40
- John Allen (1990-94) – Forward – #30
- Jim Baechtold (1948-52) – Forward – #28
- Eddie Bodkin (1963-66) – Forward – #10
- Michael Haney (2001-05) – Forward – #35
- Chuck Mrazovich (1946-50) – Center – #31
- Garfield Smith (1965-68) – Center – #54
- Mike Smith (1988-92) – Center – #00 (pictured bottom right)
- James "Turk" Tillman (1978-80) – Forward – #5

All-Century Team Coach

- Paul McBryer (1946-62) – Head Coach



Members of the EKU Men's Basketball All-Century team were honored on the court at halftime of the Morehead State game on Jan. 23, 2010.

EKU Athletics Hall of Fame

On Dec. 14, 2005, Eastern Kentucky University announced the creation of an Athletics Hall of Fame. The Hall of Fame's mission is to commemorate and honor student-athletes, other individuals and teams whose accomplishments have contributed to the esteemed tradition of Colonel Athletics and whose character has reflected positively on the University.

The inaugural class of the EKU Athletics Hall of Fame, featuring 38 distinguished individuals, was inducted during an evening ceremony on Nov. 3, 2006, in the Keen Johnson Ballroom. Almost 300 people attended the induction ceremony. The honorees were also recognized prior to EKU's home football game against Murray State the following day.

The inaugural class was comprised of The Founders, a group of 25 who were previously honored at the 1974 Centennial Athletics Awards Banquet, and 13 members who were chosen by a selection committee.

The Department of Athletics accepts nominations for the Hall of Fame on a rolling basis. Nominations must be received by March 1 to be considered for that year's class.


This year's induction ceremony was held on Saturday, Sept. 23 with the inductees also honored at the home football game against Southeast Missouri.

Including the 2023 induction class, there are 32 men's basketball players/coaches, and one complete men's basketball team, enshrined in the EKU Athletics Hall of Fame – Jack Adams, John Allen, James Baechtold, Eddie Bodkin, David Bootcheck, George Bryant, Carl Cole, Bobby Collins, Fred Darling, Demarkus Doss, Hugh Gabbard, Michael Haney, Joe Harper, Jack Hisom, Arlando Johnson, Roy King, Fred Lewis, Paul McBrayer, Charles Mitchell, Charles Mrazovich, Antonio Parris, Ralph Richardson, Goebel Ritter, Charles Shuster, Garfield Smith, Mike Smith, Rupert Stephens, Guy Strong, Cliff Tinnell, Bobby Washington, Matt Witt and Larry Wood. The 1971-72 Colonels were inducted as a team.


Please visit www.EKUSports.com for more details or a nomination form.

2023 Hall of Fame Induction Class

Bernadette Kok (volleyball & women's basketball, 1972-76)
 David Bootcheck (men's basketball, 1976-80)
 Bruce Oldendick (men's golf, 1984-87)
 David Wilkins (football, 1988-91)
 Lori Duncan (volleyball, 1980-2018)
 Lydia Kosgei (women's cross country/track, 2010-12)
 Kelly Swanson Saenz (softball, 1997-00)
 1971-72 Men's Basketball Team



Jim Baechtold



Antonio Parris

A a

| | |
|-------------------|---------|
| Abner, Dahomey | 1994-95 |
| Abney, Robert | 1937-40 |
| Acuff, Darius | 1998-99 |
| Adams, | 1928-29 |
| Adams, Ben | 1929-33 |
| Adams, C. | 1930-31 |
| Adams, Charles | 1942-43 |
| Adams, Derek | 2005-06 |
| Adams, Gurney | 1930-32 |
| Adams, Jack | 1952-56 |
| Adams, Marlon | 2016-17 |
| Addie, Eric | 1997-98 |
| Alexander, Russel | 1924-25 |
| Allen, James | 1934-35 |
| Allen, John | 1990-94 |
| Allen, Mike | 1965-66 |
| Allgood, Jeff | 2010-12 |
| Allison, Damon | 1998-99 |
| Allison, Roy | 1952-54 |
| Amburgy, Mabel | 1921-22 |
| Anderson, Lachlan | 2016-20 |
| Anderson, Shawnie | 1984-86 |
| Argabright, Dan | 1969-73 |
| Argabright, Tim | 1966-71 |
| Argentine, Jim | 1945-46 |
| Arnold, Clennantt | 1965-70 |
| Arrington, Tyrone | 1990-91 |
| Ashmore, Ben | 1933-35 |
| Atkins, Ralph | 1962-63 |
| Avare, Dillon | 2016-18 |


B b

| | |
|-----------------------|---------|
| Babb-Harrison, Jaylen | 2012-17 |
| Baechtold, Jim | 1948-52 |
| Bailey, Leon | 1966-68 |
| Baines, Frank | 1981-85 |
| Baker Charles | 1986-88 |
| Baker, Brandon | 1988-92 |
| Baker, Tommy | 1979-81 |
| Bales, Bill | 1948-53 |
| Balions, Joe | 1941-43 |
| Ballou, Tiffin | 1989-90 |
| Balogun, Tariq | 2019-22 |
| Barbour, Dennis | 1972-74 |
| Barnett, Tim | 1993-94 |
| Barnett, William | 1946-47 |
| Baxter, Bill | 1953-55 |
| Becker, Gerald | 1941-42 |
| Becker, Gerald | 1945-48 |
| Becker, Lawrence | 1941-42 |
| Bell, Mike | 1976-77 |
| Bell, Toi | 1990-92 |
| Belle, Julius | 1995-97 |
| Bennett, Iran | 2021-22 |
| Bentley, Jon | 2000-04 |
| Bergmann, Paul | 1955-56 |
| Bess, Carlos | 1995-97 |
| Beverly, Braxton | 2021-22 |
| Bingham, Jim | 1950-53 |
| Bisbey, Jerry | 1962-66 |
| Blackford, Larry | 1973-75 |
| Blair, David | 1955-56 |


| | |
|--------------------------|-------------------|
| Blakeney, Larry | 1988-90 |
| Blanton, Devontae | 2020-pres. |
| Bleidt, John | 1965-67 |
| Blevins, John | 1936-37 |
| Blocker, Carvin | 1978-79 |
| Bluford, K.J. | 2014-16 |
| Bodkin, Eddie | 1963-66 |
| Boone, Harold | 1965-66 |
| Bootcheck, Dave | 1976-80 |
| Borgman, Brad | 1999-00 |
| Bowles, Joe | 1955-58 |
| Boyd, Detric | 2017-18 |
| Bradley, Dennis | 1961-65 |
| Bradley, Terry | 1979-81 |
| Pedro Bradshaw | 2018-19 |
| Brandenburg, Carter | 1957-62 |
| Broadus, | 1909-10 |
| Brock, J.D. | 1953-57 |
| Brock, Michael | 2003-07 |
| Brooks, Jack | 1954-55 |
| Brooks, Kyle | 1976-77 |
| Brooks, Robert | 1970-74 |
| Broughton, Peyton | 2017-21 |
| Brown, Adrian | 1990-93 |
| Brown, Carl | 1972-76 |
| Brown, Chris | 1989-93 |
| Brown, Harrison | 2005-07 |
| Brown, Howard | 1973-76 |
| Brown, James | 1934-35 |
| Brown, Jomaru | 2018-22 |
| Brunker, Charlie | 1968-72 |
| Bryant, George | 1968-72 |
| Bryant, Harry | 1936-38 |
| Bryant, Paul | 1965-69 |
| Buchaus, Roy | 1940-41 |
| Budzinski, Mike | 1981-85 |
| Burney, Monte | 2013-14 |
| Burton, Billy | 1968-72 |
| Butler, Eric | 1991-92 |
| Butler, Virgil | 1954-58 |
| Buttry, Turner | 2022-pres. |
| Byrd, | 1921-22 |
| Byrnes, Thomas | 1940-41 |

C c

| | |
|-------------------|---------|
| Calder, Bruce | 1939-40 |
| Caldwell, Ezra | 1934-37 |
| Caldwell, James | 1934-35 |
| Camacho, Jorge | 2008-09 |
| Campbell, | 1930-31 |
| Campbell, John | 1939-43 |
| Campbell, Joseph | 1939-40 |
| Carmical, Cameron | 2017-21 |
| Carmicle, Ronald | 1967-68 |
| Carnes, Shane | 1997-98 |
| Carpenter, Jared | 1995-98 |
| Carr, John | 1963-66 |
| Carroll, Jerry | 1945-46 |
| Carswell, Chris | 2000-02 |
| Carter, | 1909-10 |
| Caywood, J.A. | 1909-10 |
| Cecil, Aaron | 1994-98 |
| Chambers, Jim | 1981-83 |
| Charles, Zach | 2016-18 |



Carlos Bess (1995-97)





Bobby Collins (1984-88)

| | |
|------------------------|-------------------|
| Chitty, Parker | 2016-17 |
| Cinnamon, Jimmy | 1945-46 |
| Clark, Mark | 1921-22 |
| Clark, Richard | 1962-67 |
| Clark, Todd | 1995-96 |
| Clay, Tony | 1992-94 |
| Clemmons, Doug | 1963-67 |
| Clifford, Ernest | 1940-41 |
| Clifton, Wilburn | 1926-29 |
| Clouse, Shirley | 1924-27 |
| Cobb, Harry | 1928-29 |
| Cole, Carl | 1957-61 |
| Coleman, Bobby | 1946-49 |
| Coleman, Fielding | 1966-67 |
| Coleman, Toke | 1966-70 |
| Collins, Bobby | 1984-88 |
| Collins, Paul | 1951-55 |
| Collins, Richman | 1933-34 |
| Combs, | 1928-29 |
| Combs, Beck | 1922-29 |
| Comer, Tayshawn | 2022-pres. |
| Conner, Anthony | 1979-81 |
| Cooper, Brian | 1965-66 |
| Cooper, Mason | 2017-20 |
| Cornett, | 1934-35 |
| Cornett, Willie | 1928-31 |
| Cosey, Glenn | 2012-14 |
| Cox, Bill | 1965-66 |
| Cox, Buddy | 1979-80 |
| Cox, Hubert | 1935-36 |
| Cozart, Harvey | 1991-93 |
| Cozart, Isaiah | 2022-pres. |
| Crittendon, Dwayne | 1992-93 |
| Crotty, Tom | 1966-67 |
| Crowe, James | 1940-41 |
| Cruickshank, Russhard | 2019-22 |
| Crutcher, C. | 1921-22 |
| Cruz, Willie | 2009-13 |
| Culbertson, Dick | 1951-56 |
| Curtis, Junior | 1986-88 |

D d

| | |
|-------------------|---------|
| Dameron, William | 1940-41 |
| Daniel, Josh | 2006-11 |
| Daniels, Scott | 1981-85 |
| Darling, Fred | 1938-40 |
| Darling, Ralph | 1938-39 |
| Davidson, Junior | 1937-38 |
| Davie, Nelson | 1985-89 |
| Davis, | 1928-29 |
| Davis, Bob | 1964-65 |
| Davis, Darryl | 1974-77 |
| Davis, Jackson | 2016-18 |
| Davis, Joe | 1964-66 |
| Davis, Ken | 1949-56 |
| Davis, Leroy | 1935-36 |
| Davis, Mike | 1988-90 |
| Day, Clayton | 1937-38 |
| Day, Paul | 1968-69 |
| Day, Ron | 1970-71 |
| de Jong, Ruud | 2010-11 |
| Deaton, | 1927-29 |
| DeCamillis, John | 1982-86 |
| DeForest, | 1960-62 |
| DeMoisey, Fox | 1938-40 |
| DeMoisey, Paul | 1934-37 |
| Denny, | 1923-24 |
| DeVenzio, Bill | 1945-46 |
| DeWalt, Terrez | 2003-04 |
| Diakhate, Mamadou | 2003-04 |
| Dialls, Darnell | 2004-08 |
| Dillman, Ryan | 2006-07 |
| DiNunno, Mike | 2010-13 |
| Dishman, DeAndre | 2016-18 |
| Disponnnet, Bob | 1951-53 |
| Divine, Brad | 1992-94 |
| Dix, Kenyatta | 2001-03 |
| Dixon, Dave | 1981-84 |
| Dixon, Emil | 1935-36 |
| Dorna, Charles | 1939-43 |
| Dorna, Jack | 1942-43 |

| | | | | | | | |
|-------------------|-----------|--------------------|---------|---|---------|------------------------------------|---------|
| Dorna, William | 1940-41 | Gabbard, Stephen | 2004-05 | Harrod, Evan | 1949-50 | Hunter, Deveyon | 2007-09 |
| Doss, DeMarkus | 1992-96 | Gainey, Kevin | 1979-80 | Hawkins, Javontae | 2014-16 | Hurst, Marshall | 1922-26 |
| Douds, Harold | 1925-27 | Gains, Bill | 1972-74 | Hayden, William | 1968-69 | Huysman, Keith | 1970-71 |
| Douglas, Dwight | 1970-71 | Gardner, Harold | 1969-70 | Head, | 1924-25 | I | |
| Douglas, Herman | 1934-36 | Gardner, Ray | 1957-62 | Heady, Robert | 1960-61 | Ingles, Zach | 2004-05 |
| Douglas, Jamaal | 2005-08 | Garnett, Chris | 1999-00 | Heischmen, John | 1965-66 | Ingram, Charles | 1963-64 |
| Dowell, Clifton | 1930-33 | Garrett, | 1928-29 | Helton, James | 1937-39 | Inskeep, Travis | 1995-97 |
| Dudley, Steele | 1951-52 | Gary, Will | 2013-14 | Henderson, Brent | 1967-68 | Insko, Bill | 1928-30 |
| Dunagan, Daryl | 1968-72 | Gaston, Richard | 2000-01 | Henn, Ron | 1964-65 | Irwin, Jim | 1967-68 |
| Duncan, Leon | 1947-48 | Gentry, Lonnie | 1925-29 | Hennessey, James | 1937-39 | J | |
| Dupree, Jimmy | 1947-49 | Geyer, Roger | 1948-53 | Hensley, Omer | 1924-30 | Jackson, DaShawn 2021-pres. | |
| Dwane, Bill | 1974-77 | Gilbert, Clarence | 1940-41 | Hickey, Pat | 1952-53 | Jackson, Jennings | 1929-31 |
| E e | | Gilkey, Antonio | 2007-10 | Hicks, Darius | 2018-20 | Jackson, Paul | 2014-16 |
| Eagle, Carl | 1947-51 | Gist, Asante | 2016-17 | Hicks, Paul | 1946-50 | Jancko, Bob | 1972-73 |
| Edwards, James | 1967-68 | Givens, Donald | 1962-63 | Higgins, | 1921-22 | Jenkins, Dale | 1978-81 |
| Eisnaugle, Ray | 1945-46 | Godbey, Jerry | 1965-69 | Higgins, | 1924-25 | Jenkins, Dave | 1977-80 |
| Elam, Robert | 1988-89 | Goodin, Jerry | 1986-89 | Hill, Phil | 1983-85 | Jenkins, Joe | 1935-36 |
| Elias, | 1941-42 | Gott, James | 1937-40 | Hill, Trevor | 2016-17 | Jerry, Lavoris | 1999-01 |
| Elliott, Kenny | 1975-79 | Gover, Roy | 1933-34 | Hill, Walter | 1935-36 | Johnson, Arlando | 1991-95 |
| Ellis, Cordaro | 2008-2010 | Granowicz, Don | 1962-66 | Hinkle, Woodrow | 1934-37 | Johnson, Dominique | 2007-08 |
| Ellis, Dayvon | 2008-2010 | Greathouse, Kirk | 1988-92 | Hird, Alonzo | 2004-06 | Johnson, Fred | 1963-66 |
| Elza, Charles | 1967-71 | Green, | 1930-31 | Hoard, Ben | 1930-32 | Johnson, Fred | 1963-66 |
| Emerson, Fred | 1981-83 | Green Jr., Wendell | 2020-21 | Hobbs, JacQuess | 2017-21 | Johnson, Jeff | 2010-14 |
| English, Rex | 1957-61 | Greene, Billy | 1939-40 | Hobson, Larry | 1963-66 | Johnson, Kevin | 1996-97 |
| Estep, Phil | 1957-61 | Greenfield, Carl | 1968-71 | Holbrook, Gary | 1966-69 | Johnson, Ralph | 1969-71 |
| Evans, David | 1997-98 | Griffin, Ronnie | 1998-99 | Holbrook, Jerry | 1965-66 | Johnson, Tarius | 2012-14 |
| Evans, Vernon | 1986-90 | Grimme, Harry | 1946-47 | Holbrook, Tom | 1951-54 | Joiner, Lovell | 1977-79 |
| F f | | Gripshouer, John | 1960-61 | Holmes, William | 1992-94 | Jones, Bruce | 1977-81 |
| Fannin, Roy | 1960-63 | Guess, Carey | 1963-64 | Holsinger, Shane | 2002-03 | Jones, Byron | 1989-90 |
| Farler, Matt | 2007-08 | H h | | Holt, Jackson 2022-pres. | | Jones, Chris | 1994-95 |
| Farley, Curt | 1964-65 | Haas, Francis | 1940-42 | Hood, Jonathan | 2014-16 | Jones, Earle | 1924-26 |
| Faye, Cheikh | 2020-21 | Hacker, Jerry | 1935-36 | Hord, Ben | 1930-32 | Jones, Eddie | 1967-68 |
| Feedback, Orville | 1930-32 | Hahn, David | 1992-93 | Hoskin, Sam | 1998-00 | Jones, Jaron | 2010-12 |
| Feher, Clinton | 1902-03 | Hahn, David | 1992-93 | Howard, | 1925-26 | Jones, Jerry | 1963-67 |
| Fehler, Rich | 1963-64 | Hale, Alva | 1946-47 | Howard, | 1930-31 | Jones, Joshua | 2008-12 |
| Feldhaus, Allen | 1981-85 | Hale, Beecher | 1968-69 | Howard, Jeff | 1973-75 | Jones, Michael | 2001-02 |
| Ferguson, Roscoe | 1909-10 | Hale, Herman | 1928-32 | Howard, Tyrone | 1984-87 | Jones, Ted | 1974-75 |
| Ferrell, D.T. | 1939-40 | Hale, Lawrence | 1928-32 | Hudnall, Lloyd | 1940-47 | Jones, Tyrone | 1974-78 |
| Fey, Julius | 1961-63 | Hale, Little | 1932-35 | Huggman, Ed | 1955-56 | Jordan, Dan | 1966-68 |
| Fields, Shawn | 2000-03 | Hale, Zelda | 1928-32 | Hughes, Darryl | 1985-90 | | |
| Filipek, Taylor | 2010-12 | Hall, | 1921-22 | Hull, Warren | 1961-62 | | |
| Fincher, Curtis | 1994-96 | Hall, David | 1960-61 | Humphrey, Kirkland | 2015-19 | | |
| Fincher, Curtis | 1994-96 | Hall, Francis | 1939-40 | Humston, Eddie | 1947-48 | | |
| Fitzgerald, Chris | 1995-99 | Halton, Bob | 1936-37 | Hunt, | 1926-27 | | |
| Flanagan, Frank | 1938-39 | Hamilton, Orville | 1960-63 |  | | | |
| Flannery, | 1930-31 | Hamm, | 1909-10 |  | | | |
| Florence, Bill | 1952-57 | Hampton, Dewey | 1923-24 | | | | |
| Floyd, Jim | 1951-55 | Hampton, Kelly | 1922-25 | | | | |
| Flynn, Dock | 1949-50 | Hampton, Marshless | 1922-24 | | | | |
| Fore, Gerald | 1960-61 | Hamrick, | 1909-10 | | | | |
| Fraley, Harold | 1951-56 | Haney, Danny | 1976-79 | | | | |
| Francis, George | 1952-54 | Haney, Michael | 2001-05 | | | | |
| Franks, Bob | 1955-56 | Haney, Paul | 1952-53 | | | | |
| Freeman, Delmas | 1941-42 | Hanson, | 1930-31 | | | | |
| Fritts, Ray | 1936-38 | Hanson, Art | 1983-84 | | | | |
| Fritz, Delbert | 1949-50 | Hardwick, Johnny | 2001-02 | | | | |
| Fryman, Virgil | 1928-30 | Hare, Ed | 1966-68 | | | | |
| Fryz, Joe | 1946-50 | Haremski, Mike | 1970-71 | | | | |
| Fugate, Denny | 1975-78 | Harkins, Jim | 1979-82 | | | | |
| Fulkerson, Herman | 1935-37 | Harlow, | 1930-31 | | | | |
| Fulton, Elmer | 1937-38 | Harmon, Virgil | 1924-25 | | | | |
| G g | | Harper, Joe | 1947-51 | | | | |
| Gabbard, Hugh | 1955-57 | Harris, Terrence | 1994-95 | | | | |
| | | Harrison, Herb | 2013-14 | | | | |

Alonzo Hird (2004-06)

Fred Lewis (1945-46)

K k

| | |
|-----------------------|-------------------|
| Kalb, John | 1936-37 |
| Kalb, Vernon | 1939-40 |
| Kammer, Jim | 1985-86 |
| Kapiti, Dardan | 2022-pres. |
| Kauanaugh, | 1909-10 |
| Kearns, Herman | 1954-55 |
| Kearns, Shirley | 1949-53 |
| Kenney, Walter | 1949-50 |
| Kepler, Karl | 1949-50 |
| Kessely, Anicet | 1993-94 |
| Kiener, Robert | 1940-41 |
| Kinder, Mike | 1990-94 |
| King, Greg | 2015-16 |
| King, Houston | 2018-20 |
| King, James | 1963-65 |
| King, Lester | 1934-39 |
| King, Roy | 1934-38 |
| King, Tre | 2018-21 |
| Kirkland, Kelly | 1934-35 |
| Kiser, Jim | 1954-58 |
| Klopser, Mike | 1968-69 |
| Knapper, Brandon | 2020-21 |
| Knipp, Timmy | 2011-15 |
| Kok, Kevin | 1970-74 |
| Kopystynsky, Mitchell | 1975-76 |
| Kordenbrock, Afton | 1948-51 |
| Kotula, Bernie | 1954-59 |
| Kress, Jim | 1963-64 |
| Kupchak, John | 1963-64 |
| Kurnik, Walter | 1939-40 |

LI

| | |
|--------------------|---------|
| Langlois, Philippe | 1999-00 |
| Lea, | 1928-30 |
| Lea, Davis | 1929-31 |
| Lee, Norman | 1934-35 |
| Lehman, Larry | 1940-42 |
| Lemos, Lee | 1963-65 |
| Leonard, Adam | 2006-08 |
| Lewis, Curt | 2019-22 |

| | |
|------------------|---------|
| Lewis, Fred | 1945-46 |
| Lewis, George | 1937-38 |
| Lewis, Marcus | 2012-14 |
| Lewis, Mike | 2008-10 |
| Limb, Lonnie | 1937-38 |
| List, Mike | 1977-79 |
| Long, Bubba | 2004-06 |
| Lovington, Larry | 1952-53 |
| Lovins, Tom | 1967-68 |
| Lovitt, Doyle | 1945-46 |
| Lucas, Larry | 1961-62 |
| Luman, Woody | 1937-39 |
| Lynch, Boyd | 1966-70 |
| Lyttle, Joe | 1980-81 |

M m

| | |
|-------------------|---------|
| Madden, Gillis | 1930-32 |
| Maggard, Ivan | 1941-43 |
| Maggard, Kevin | 1992-94 |
| Maines, George | 1945-46 |
| Mainhard, | 1924-25 |
| Mainous, Clayton | 1921-25 |
| Manley, | 1926-27 |
| Manning, Terry | 1984-86 |
| Marshall, Charles | 1968-69 |
| Marshall, Glen | 1963-64 |
| Martin, Anthony | 1980-81 |
| Martin, Brunelle | 1924-26 |
| Martin, Garnard | 1953-54 |
| Martin, Jennings | 1955-57 |
| Martin, Taelon | 2022-23 |
| Mascoll, Julian | 2003-07 |
| Matthews, Tommy | 2012-16 |
| Mattox, Darick | 1998-00 |
| Maye, Eric | 1991-93 |
| Mayo, Nick | 2015-19 |
| McAfee, Phil | 1970-71 |
| McDaniel, T.C. | 1930-34 |
| McDonald, Devin | 2010-11 |
| McGill, Jeff | 1985-88 |
| McGlone, Isaac | 2013-17 |

| | |
|------------------------|-------------------|
| McLaughlin, Mike | 1962-64 |
| McLeish, Jason | 2004-06 |
| McMillian, William | 1936-37 |
| McPherson, Damian | 2002-04 |
| McWorter, Virgil | 1936-40 |
| Meeker, Paul | 1965-66 |
| Meeks, Michael | 1991-92 |
| Meltan, William | 1928-32 |
| Merchant, Vic | 1977-79 |
| Mestdagh, Robin | 2006-10 |
| Miller, Sherrill | 1957-58 |
| Million, Charles | 1964-65 |
| Mills, Jennings | 1924-25 |
| Minter, Isaiah | 2019-22 |
| Minter, Silas | 1929-30 |
| Mitchell, Bruce | 1981-83 |
| Mitchell, Charles | 1969-73 |
| Mitchell, Jim | 1953-56 |
| Moberly, Harold | 1947-51 |
| Moore, Bobby | 1950-51 |
| Moore, Brandon | 2003-05 |
| Moore, Dale | 1955-59 |
| Moore, Donnie | 1978-80 |
| Moore, Lovie | 1996-97 |
| Morales, John | 1989-90 |
| Moreno, Michael | 2019-pres. |
| Morris, Don | 1973-75 |
| Morris, James | 1948-49 |
| Morris, Kay | 1960-64 |
| Morris, Lawrence | 1946-49 |
| Morris, Wayne | 1961-62 |
| Morris, Will | 1998-00 |
| Mortif, | 1909-10 |
| Mrazovich, Chuck | 1946-50 |
| Mrazovich, Vince | 1969-71 |
| Mueller, Russell | 1960-63 |
| Muff, Deverin | 2010-15 |
| Mulcahy, Bob | 1950-54 |
| Munnell, Ralph | 1937-38 |
| Music, William | 1934-36 |
| Myers, Dudley | 1964-65 |

| | |
|----------------|---------|
| Myles, Ibrahim | 1997-99 |
|----------------|---------|

N n


| | |
|------------------|---------|
| Neikirk, Lyle | 1934-36 |
| Nelson, Herschel | 1936-37 |
| Newby, Jabs | 2010-12 |
| Newell, Bobby | 1970-72 |
| Newsom, G.W. | 1973-74 |
| Newton, Austin | 2001-05 |
| Nicholson, Jack | 1940-42 |
| Nickell, William | 1946-47 |
| Noland, Thomas | 1936-37 |
| Nolli, Woodrow | 1936-37 |
| Norl, Daniel | 2014-15 |
| Norman, George | 1941-42 |
| Norris, Charles | 1940-42 |

O o


| | |
|-----------------------|-------------------|
| O'Bryant, Darrin | 1987-89 |
| O'Brien, Jim | 1976-77 |
| Oakley, Jordan | 2018-19 |
| Oldham, Herman | 1945-46 |
| Oliver, Mike | 1973-78 |
| Onanina, David | 2022-pres. |
| Oppong, Papa | 2008-10 |
| Osborne, Homer | 1938-42 |
| Osborne, James | 1928-29 |
| Osborne, John | 1928-29 |
| Overall, James | 1967-68 |
| Owens, Bill | 1975-76 |
| Oyer, Mike | 1974-76 |

P p


| | |
|----------------------|-------------------|
| Palmer, Craig | 1969-70 |
| Park, James | 1909-10 |
| Parks, Larry | 1959-62 |
| Parks, Spanky | 2000-02 |
| Parris, Antonio | 1983-87 |
| Parrott, John | 1949-50 |
| Parsons, Ralph | 1948-49 |
| Parsons, Ryan | 2010-14 |
| Patterson, Mike | 1964-65 |
| Parke, Daniel | 2014-17 |
| Paul, Gary | 1965-69 |
| Paulus, Carl | 1957-58 |
| Pearson, Mario | 1985-87 |
| Peck, Ron | 1987-90 |
| Pelfrey, Wade | 2021-22 |
| Pellegrinon, Ron | 1952-56 |
| Penny, Jesse | 1967-68 |
| Perkins, James | 1967-68 |
| Perkins, Joel | 1969-70 |
| Perrin, Spencer | 2009-11 |
| Perry, Bryson | 2022-pres. |
| Perry, Charles | 1937-41 |
| Pfahl, Wynn | 1962-63 |
| Phillips, Ben | 1986-88 |
| Pickett, Ronald | 1960-63 |
| Pieh, | 1926-27 |
| Pike, Jim | 1955-58 |
| Powell, Gary | 1985-86 |
| Powell, James | 1940-41 |
| Powell, Ja'Mill | 2014-16 |
| Power, Louis | 1940-41 |



Antonio Parris (1983-87)



Jamie Ross (1989-92)



Garfield Smith (1964-68)

| | |
|-------------------|---------|
| Prats, Joe | 1964-68 |
| Pratt, Anthony | 2015-16 |
| Priestley, Sallie | 1909-10 |
| Primm, John | 1983-85 |
| Proffitt, Homer | 1955-57 |

Q q


| | |
|----------------|---------|
| Qualls, Denver | 1929-31 |
| Quay, Tom | 1955-56 |

R r

| | |
|----------------------|----------------|
| Rader, Rex | 1966-67 |
| Rankin, Otwell | 1934-48 |
| Rasnick, Norvin | 1939-40 |
| Rasor, Bruce | 1963-64 |
| Ratliff, Jim | 1971-73 |
| Ratliff, John | 1954-57 |
| Redmond, Larry | 1954-55, 58-61 |
| Redwine, Earl | 1949-51 |
| Reeves-Young, Jordan | 2019-22 |
| Reid, Walter | 1946-50 |
| Reischel, Jarelle | 2015-16 |
| Reuben, Derek | 1989-91 |
| Rice, John | 1935-36 |
| Richards, Dick | 1928-29 |
| Richardson, Denzel | 2014-15 |
| Richardson, Ralph | 1959-61 |
| Riddle, Bill | 1949-50 |
| Rieser, Billy | 1981-83 |
| Riggins, Dave | 1964-65 |
| Riggs, D'Mitri | 2011-12 |
| Riley, Ken | 1990-91 |
| Riley, Richie | 2001-02 |
| Risen, Arnold | 1942-43 |
| Ritter, Goebel | 1944-48 |
| Ritter, Paul | 1946-47 |
| Robb, Cooper | 2020-pres. |
| Robbins, Homer | 1933-34 |
| Roberts, Gail | 1940-41 |
| Roberts, Russell | 1946-50 |
| Robinson, Kelvin | 2018-19 |
| Robinson, Steve | 1979-80 |
| Robinson, Whitney | 1998-00 |
| Rodgers, Jack | 1945-46 |
| Rodgers, Jimmy | 1981-82 |
| Rodgers, Mike | 1968-69 |
| Rogers, Sherard | 2002-03 |
| Rose, Chester | 1966-70 |
| Rose, Frank | 1933-34 |
| Rose, Mike | 2005-09 |
| Ross, Jamie | 1989-92 |
| Routt, David | 1972-75 |
| Rushing, Ben | 2001-05 |

S s

| | |
|-----------------|---------|
| Sadler, Richard | 2001-02 |
| Salisbury, Jody | 1991-93 |
| Salyers, Bob | 1928-29 |
| Sammons, John | 1967-68 |
| Santos, Dexter | 1983-84 |
| Scearce, J.B. | 1934-36 |
| Schepman, Greg | 1973-77 |
| Scott, Joe | 1937-38 |
| Scott, Mike | 2002-04 |
| Scott, Thomas | 1933-37 |



Bobby Washington (1965-69)

| | |
|---------------------|---------|
| Scudden, Wayne | 1969-70 |
| Sears, Paul | 1954-56 |
| Segar, Jimmy | 1972-76 |
| Selden, George | 1999-00 |
| Settle, Ray | 1934-36 |
| Sharon, L.E. | 1909-10 |
| Shelter, Vernon | 1937-40 |
| Shemelya, Ed | 1946-50 |
| Shirer, J.T. | 1994-96 |
| Shoock, Vincent | 1949-50 |
| Short, Mike | 1951-52 |
| Shrewsbury, Richard | 1948-49 |
| Shuster, Charles | 1939-42 |
| Simmons, Ron | 1974-75 |
| Simons, Matt | 1996-97 |
| Sims, Clinton | 2000-02 |
| Sinclair, Aric | 1989-91 |
| Singleton, Billy | 1935-36 |
| Siphers, Joe Bill | 1939-41 |
| Sivori, Patrick | 1996-97 |
| Slaughter, Charles | 2002-04 |
| Smith, Bert | 1939-41 |
| Smith, DaJuan | 1988-90 |
| Smith, Dwayne | 1980-81 |
| Smith, Garfield | 1964-68 |
| Smith, Herman | 1960-64 |
| Smith, John | 1986-87 |
| Smith, Maurice | 1983-84 |
| Smith, Mike | 1987-92 |
| Smith, Mike | 1966-71 |
| Smith, Roger | 1951-52 |
| Smith, Ron | 1971-74 |
| Smith, Winfred | 1962-63 |
| Sorrel, Charles | 1938-39 |
| Spence, Lewis | 1984-88 |
| Spicer, Charles | 1947-48 |
| Springate, Bruce | 1957-60 |
| Spurlock, Hugh | 1929-30 |
| Stanford, Stan | 1949-53 |
| Stansel, Rick | 1970-74 |



Chuck Worthington (1970-72)

| | |
|----------------------|---------|
| Stenzel, Robbie | 2011-15 |
| Stephen, Curtis | 1986-88 |
| Stephens, Rupert | 1959-63 |
| Stepp, Ervin | 1980-83 |
| Stepp, Jimmy | 1981-83 |
| Stevens, Alex | 1948-52 |
| Stevens, B.M. | 1909-10 |
| Stevens, Randy | 1945-46 |
| Stevenson, Dean | 1921-22 |
| Stewart, Dean | 1962-63 |
| Stewart, Marlon | 1993-95 |
| Stivers, Clayton | 1953-57 |
| Stommes, Justin | 2007-11 |
| Stone, Talton | 1922-26 |
| Storm, Jim | 1968-69 |
| Storm, Phil | 1969-71 |
| Strong, Guy | 1954-55 |
| Stukes, Warren | 1994-99 |
| Stutz, Eric | 2011-15 |
| Sivori, Patrick | 1968-69 |
| Surlock, H.L. | 1931-32 |
| Sutton, Daniel | 1996-98 |
| Swearingen, Charles | 1940-41 |
| Swearington, Charles | 1924-25 |
| Swindler, Earl | 1937-38 |

T t

| | |
|------------------|---------|
| Tate, Kenneth | 1957-58 |
| Taylor, Josh | 2006-10 |
| Taylor, Phillip | 2000-01 |
| Taylor, Randolph | 1985-90 |
| Taylor, Ty | 2019-20 |
| Tepavich, Nick | 1953-54 |
| Terrell, Dennis | 1967-68 |
| Thomas, Charles | 1998-99 |
| Thomas, Marty | 1994-98 |
| Thomas, Ricardo | 1999-00 |
| Thompson, James | 1947-48 |
| Thornton, David | 1982-83 |
| Thurman, Wyatt | 1937-41 |
| Tierney, Dave | 1976-80 |

| | |
|-----------------------|---------|
| Tierney, Paul | 1933-34 |
| Tillman, James | 1969-70 |
| Tillman, James | 1978-80 |
| Tinnell, Cliff | 1938-43 |
| Tolan, Bob | 1962-65 |
| Tolliver, Jimmy | 1952-53 |
| Tolson, Elmer | 1948-52 |
| Triplett, Henry | 1924-29 |
| Trunnell, Larry | 1966-68 |
| Tschudi, Craig | 1963-64 |
| Turner, Craig | 1971-75 |
| Tussey, Ora | 1937-41 |
| Tuttle, William | 1925-26 |
| Tychonievich, William | 1938-39 |
| Tyree, Chester | 1934-35 |
| Tyson, Wyki | 1993-95 |

U u

| | |
|----------------------|-------------------|
| Ukomadu, John | 2022-pres. |
| Unsold, Robert | 1967-68 |
| Upchurch, Jack | 1957-61 |
| Upchurch, Wade | 1969-73 |

V v

| | |
|-----------------|---------|
| Vance, Jim | 1938-39 |
| Vencill, Ray | 1955-59 |
| Vest, Jimmy | 1930-31 |
| Vickers, David | 1965-66 |
| Vickers, Robert | 1961-62 |
| Vickers, Chase | 2018-19 |
| Volpenhein, Tim | 2000-04 |
| Voshell, Les | 1935-37 |

W w

| | |
|-----------------------|-------------------|
| Wagers, Charles | 1936-37 |
| Walden, Corey | 2012-15 |
| Walker, Jamal | 2001-02 |
| Walker, Leland | 2022-pres. |
| Walton, Bill | 1962-66 |
| Wardy, Michael | 2021-23 |
| Warren, Ben | 2002-03 |
| Washington, Bobby | 1965-69 |
| Watkins, Bob | 1972-75 |
| Watson, Thomas | 1962-63 |
| Way, Rusty | 1970-71 |
| Weaver, Dujuanta | 2015-19 |
| Webb, Rod | 1967-68 |
| Wentworth, Charley | 1949-50 |
| Werk, James | 1960-63 |
| West, Henry | 1962-63 |
| West, Odie | 1942-43 |
| Westerfield, Carl | 1962-66 |
| Whitaker, Bobby | 1945-46 |
| White, John | 1999-01 |
| White, Nelson | 1955-57 |
| White, Nelson | 1959-61 |
| Whitmer, George | 1964-66 |
| Wiegele, Bob | 1970-72 |
| Wier, Keanan | 1998-00 |
| Wiersma, Ryan | 2004-09 |
| Wierwille, Roland | 1958-61 |
| Wilder, Derrick | 1997-98 |
| Williams, Bobby | 1945-46 |
| Williams, Chris | 1977-79 |

| | |
|--------------------|---------|
| Williams, Darcel | 1999-00 |
| Williams, Dave | 1964-65 |
| Williams, Jannson | 2021-22 |
| Williams, Mark | 1997-98 |
| Williams, Orlando | 2012-14 |
| Wilson, Frank | 1945-46 |
| Wilson, Kenny | 1981-85 |
| Wilson, Mike | 1968-69 |
| Witt, Matt | 2002-06 |
| Woeste, Cletus | 1965-66 |
| Wolf, Jeff | 1976-78 |
| Wood, Larry | 1955-59 |
| Woods, Justin | 2006-07 |
| Woods, Rodd | 1994-96 |
| Woods, Willie | 1966-70 |
| Woolum, Roy | 1954-58 |
| Word, Carrol | 1922-26 |
| Worthington, Bob | 1939-41 |
| Worthington, Chuck | 1970-72 |
| Wright, Carl | 1954-57 |

Y y

| | |
|----------------|---------|
| Yeager, Bill | 1952-53 |
| Yeager, Carl | 1935-38 |
| Yeager, Carl | 1948-49 |
| York, Tony | 1973-75 |
| Young, Darryl | 1974-77 |
| Young, Earnest | 1933-35 |
| Young, Noble | 1962-63 |
| Young, Ron | 1968-70 |
| Youngman, A.J. | 2017-18 |

Editor's Note

The following list was compiled from various sources before the start of the 2006-07 season. Although all cautions were taken to avoid errors, we do realize that names were most likely omitted due to the immensity of the task. If you have additions, or find errors in the list, please contact the Athletics Communications office.

WHEN EVERY
OUNCE MATTERS



Ice Mountain® Brand
100% Natural Spring Water



Born Better.®
Only from carefully selected natural springs.



Paul McBrayer

214-142 (.601) 1946-62


McBrayer, who coached at ECU from 1946-62, is the winningest coach in Eastern history. For his achievements in college athletics, he was inducted into the Kentucky Athletic Hall of Fame in 1987 and more recently, into the inaugural class of the ECU Athletics Hall of Fame in 2006.

A native of Anderson County, Ky., and 1930 All-American guard at the University of Kentucky, the veteran cage coach guided the Maroons from the "small college" status to a nationally-recognized basketball power.

McBrayer immediately produced at ECU as he guided Eastern to 11 consecutive victories to begin the 1946-47 season. That team went on to finish 21-4. Two years later, Eastern Kentucky climbed to 24th in the national polls before the 1949-50 squad missed by a mere half point of finishing in the nation's top 10 as it compiled a 16-6 record.

During his 15.5 seasons at Eastern, McBrayer-coached teams won three Ohio Valley Conference regular season titles and made two trips to the NCAA Tournament, losing games to Notre Dame and Louisville.

The arena inside Alumni Coliseum was formally dedicated "Paul S. McBrayer Arena" on Jan. 14, 1989.



Paul McBrayer

Career Coaching Records

| Coach | Years | # | W | L | Pct. |
|--------------------------------------|------------|------|-------------|-------------|-------------|
| Clyde H. Wilson | 1909-12 | 3 | 10 | 11 | .476 |
| Charles A. Keith | 1912-13 | 1 | 9 | 3 | .750 |
| Ben M. Barnard | 1913-17 | 4 | 14 | 10 | .583 |
| Charles F. Miller and Clyde McCoy | 1919-20 | 1 | 3 | 4 | .428 |
| George Hembree | 1920-29 | 9 | 49 | 88 | .358 |
| Charles T. Hughes | 1929-35 | 6 | 68 | 40 | .630 |
| Rome Rankin | 1935-46 | 10 | 135 | 53 | .718 |
| Paul McBrayer | 1946-62 | 15.5 | 214 | 142 | .601 |
| James E. Baechtold | 1962-67 | 5.5 | 70 | 57 | .551 |
| Guy Strong | 1967-73 | 6 | 78 | 65 | .545 |
| Bob Mulcahy | 1973-76 | 3 | 25 | 48 | .342 |
| Ed Byhre | 1976-81 | 5 | 69 | 63 | .523 |
| Max Good | 1981-89 | 8 | 96 | 129 | .427 |
| Mike Pollio | 1989-92 | 3 | 51 | 41 | .554 |
| Mike Calhoun | 1992-97 | 5 | 58 | 77 | .430 |
| Scott Perry | 1997-00 | 3 | 19 | 61 | .238 |
| Travis Ford | 2000-05 | 5 | 61 | 80 | .432 |
| Jeff Neubauer | 2005-15 | 10 | 188 | 134 | .584 |
| Dan McHale | 2015-18. | 3 | 38 | 55 | .409 |
| A.W. Hamilton | 2018-pres. | 5 | 87 | 74 | .540 |
| Totals | | | 1342 | 1235 | .521 |

Most Wins in a Season


- 2012-13 – Jeff Neubauer**
25 wins, 10 losses .714 winning pct.
- 2013-14 – Jeff Neubauer**
24 wins, 10 losses .706 winning pct.
- 2022-23 – A.W. Hamilton**
23 wins, 14 losses .622 winning pct
- 2004-05 – Travis Ford**
22 wins, 9 losses .710 winning pct
- 2020-21 – A.W. Hamilton**
22 wins, 7 losses .759 winning pct
- 1945-46 – Rome Rankin**
21 wins, 3 losses .875 winning pct.
- 1946-47 – Paul McBrayer**
21 wins, 4 losses .840 winning pct.
- 1978-79 – Ed Byhre**
21 wins, 8 losses .724 winning pct.
- 2006-07 – Jeff Neubauer**
21 wins, 12 losses .636 winning pct.



James Baechtold



Travis Ford led the Colonels to what was at the time a program-record 22 wins in 2004-05.



Ed Byhre and the Colonels reached the 1979 NCAA tournament by going 9-3 against the OVC.



| Team | | | First | Last | Streak | Team | | | First | Last | Streak |
|------------------------------|-----------|-----------|-----------------|-----------------|-----------|---|----------|----------|-----------------|-----------------|-----------|
| | W | L | Meeting | Meeting | | | W | L | Meeting | Meeting | |
| Akron | 13 | 6 | 12-07-46 | 11-29-08 | W2 | California | 0 | 1 | 12-21-98 | 12-21-98 | L1 |
| Alabama | 0 | 2 | 12-08-56 | 12-09-89 | L2 | California-Irvine | 1 | 0 | 11-24-09 | 11-24-09 | W1 |
| Alabama A&M | 2 | 1 | 11-29-03 | 11-19-13 | W2 | California State, Fullerton | 1 | 1 | 12-30-99 | 12-20-00 | W1 |
| Alabama-Birmingham | 0 | 2 | 12-02-78 | 11-21-07 | L2 | Campbellsville University | 1 | 0 | 12-02-63 | 12-02-63 | W1 |
| Alaska-Anchorage | 0 | 1 | 12-29-91 | 12-29-91 | L1 | Campbellsville U.-Harrodsburg | 1 | 0 | 12-17-20 | 12-17-20 | W1 |
| Albany | 1 | 0 | 11-20-21 | 11-20-21 | W1 | Canisius College | 2 | 0 | 12-17-68 | 02-02-70 | W2 |
| Alcorn State | 1 | 0 | 12-29-95 | 12-29-95 | W1 | Capital University | 1 | 0 | 11-28-00 | 11-28-00 | W1 |
| Alfred Holbrook College | 1 | 0 | 01-04-36 | 01-04-36 | W1 | Carson-Newman | 1 | 0 | 12-01-44 | 12-01-44 | W1 |
| Alice Lloyd College | 2 | 0 | 11-19-19 | 12-31-21 | W2 | Centenary College | 0 | 2 | 02-25-31 | 12-29-62 | L2 |
| Alumni | 5 | 1 | 12-03-32 | 12-11-37 | W3 | Central Arkansas | 2 | 2 | 01-04-22 | 02-16-23 | W2 |
| American University | 2 | 2 | 02-11-89 | 12-28-00 | W2 | Central Florida | 2 | 0 | 12-03-94 | 12-17-95 | W2 |
| Arkansas | 0 | 2 | 12-20-80 | 12-20-11 | L2 | Central Methodist | 1 | 0 | 1944-45 | 1944-45 | W1 |
| Arkansas State | 1 | 4 | 01-09-45 | 01-06-90 | L4 | Central Michigan | 2 | 0 | 1939-40 | 1940-41 | W2 |
| Army | 1 | 0 | 12-27-77 | 12-27-77 | W1 | Central Missouri | 1 | 0 | 12-16-65 | 12-16-65 | W1 |
| Asbury | 2 | 0 | 11-10-06 | 11-25-17 | W2 | Centre College | 25 | 10 | 1916-17 | 12-06-03 | W20 |
| Auburn | 1 | 4 | 12-17-55 | 11-17-16 | L4 | Charleston Southern | 2 | 1 | 12-15-17 | 11-27-20 | W1 |
| Augusta State | 2 | 0 | 12-15-84 | 12-29-86 | W2 | Charlotte | 2 | 3 | 11-29-75 | 03-22-23 | L1 |
| Austin Peay | 56 | 65 | 01-09-64 | 01-21-22 | W2 | Chattanooga | 4 | 1 | 12-30-09 | 11-05-19 | W4 |
| Baldwin-Wallace | 1 | 0 | 12-30-49 | 12-30-49 | W1 | Chicago State | 4 | 0 | 12-01-93 | 01-19-10 | W4 |
| Ball State | 7 | 1 | 12-28-67 | 12-10-16 | L1 | Cincinnati | 0 | 11 | 01-18-57 | 11-13-22 | L11 |
| Baptist College | 1 | 0 | 12-02-74 | 12-02-74 | W1 | Cincinnati Christian College | 1 | 0 | 11-23-10 | 11-23-10 | W1 |
| Baptist Seminary | 1 | 0 | 12-11-42 | 12-11-42 | W1 | Cincinnati Christian Univ. | 1 | 0 | 11-09-12 | 11-09-12 | W1 |
| Barbourville High School | 0 | 1 | 1916-17 | 1916-17 | L1 | Cincinnati Clermont College | 1 | 0 | 11-22-14 | 11-22-14 | W1 |
| Baylor | 1 | 0 | 12-20-46 | 12-20-46 | W1 | Civilian Conservation Corps | 1 | 0 | 01-03-31 | 01-03-31 | W1 |
| Bellarmino University | 5 | 2 | 12-15-58 | 01-28-23 | W1 | Clark County High School | 2 | 0 | 1915-16 | 1915-16 | W2 |
| Belmont | 6 | 17 | 11-19-98 | 02-25-21 | W1 | Cleveland State | 3 | 1 | 02-01-77 | 03-19-23 | W1 |
| Beloit College | 2 | 1 | 12-03-49 | 12-30-50 | W1 | Clinch Valley College | 5 | 0 | 11-27-82 | 12-28-16 | W5 |
| Berea College | 37 | 24 | 1909-10 | 11-26-16 | W2 | <i>(University of Virginia's College at Wise in 1999)</i> | | | | | |
| Bowling Green | 3 | 2 | 12-08-45 | 12-19-87 | W1 | Coastal Carolina | 2 | 0 | 12-04-04 | 12-30-05 | W2 |
| Bowling Green Bus. | 0 | 1 | 1921-22 | 1921-22 | L1 | College of Charleston | 0 | 1 | 03-17-10 | 03-17-10 | L1 |
| Boyce College | 1 | 0 | 12-10-22 | 12-10-22 | W1 | College of Mount St. Joseph | 2 | 0 | 11-27-02 | 11-27-04 | W2 |
| Brescia University | 4 | 0 | 12-03-11 | 11-23-22 | W4 | Colorado State | 1 | 2 | 12-01-89 | 12-14-91 | W1 |
| Brigham Young | 1 | 3 | 12-07-50 | 11-29-14 | L2 | Coppin State | 2 | 0 | 12-30-14 | 11-13-15 | W2 |
| Bristol College | 1 | 0 | 12-12-87 | 12-12-87 | W1 | Covenant College | 1 | 0 | 12-09-08 | 12-09-08 | W1 |
| Butler | 3 | 3 | 12-09-78 | 12-19-88 | L2 | Crowley's Ridge College | 1 | 0 | 02-05-13 | 02-05-13 | W1 |
| Caldwell High School | 2 | 1 | 1910-11 | 1911-12 | W2 | Cumberland College | 6 | 6 | 1913-14 | 1925-26 | L2 |

| <u>Team</u> | <u>W</u> | <u>L</u> | <u>First Meeting</u> | <u>Last Meeting</u> | <u>Streak</u> | <u>Team</u> | <u>W</u> | <u>L</u> | <u>First Meeting</u> | <u>Last Meeting</u> | <u>Streak</u> |
|---------------------------|----------|----------|----------------------|---------------------|---------------|-------------------------------------|----------|----------|----------------------|---------------------|---------------|
| Cynthiana High School | 3 | 1 | 1912-13 | 1915-16 | W1 | Georgetown College | 27 | 8 | 1925-26 | 11-09-21 | W16 |
| Darnell Hospital | 1 | 0 | 12-08-42 | 12-08-42 | W1 | Georgetown Freshman | 1 | 0 | 1922-23 | 1922-23 | W1 |
| Davis & Elkins College | 2 | 0 | 01-18-47 | 12-04-93 | W2 | Georgetown University | 0 | 1 | 12-23-74 | 12-23-74 | L1 |
| Dayton | 9 | 33 | 12-04-48 | 11-21-04 | W1 | Georgia | 0 | 2 | 11-21-05 | 12-31-10 | L2 |
| Delaware | 1 | 0 | 02-14-83 | 02-14-83 | W1 | Georgia College | 1 | 0 | 12-17-77 | 12-17-77 | L1 |
| Delaware State | 1 | 1 | 11-29-11 | 11-28-12 | W1 | Georgia Southern | 3 | 2 | 12-18-69 | 12-10-11 | W2 |
| Denver | 0 | 1 | 12-12-47 | 12-12-47 | L1 | Georgia State | 2 | 2 | 12-30-97 | 11-18-23 | W1 |
| DePaul | 0 | 1 | 03-09-65 | 03-09-65 | L1 | Godman Army Airfield | 1 | 0 | 01-05-45 | 01-05-45 | W1 |
| Detroit | 1 | 1 | 12-27-87 | 01-03-00 | L1 | Goldberg | 1 | 0 | 12-10-29 | 12-10-29 | W1 |
| District of Columbia | 1 | 0 | 12-02-89 | 12-02-89 | W1 | Greenville College | 1 | 0 | 12-14-04 | 12-14-04 | W1 |
| Dudley Independent | 1 | 0 | 1923-24 | 1923-24 | W1 | Greyhounds | 1 | 0 | 12-12-30 | 12-12-30 | W1 |
| Duke | 0 | 1 | 11-25-07 | 11-25-07 | L1 | Hamline University | 2 | 0 | 12-28-45 | 12-28-59 | W2 |
| Duquesne | 0 | 1 | 12-22-18 | 12-22-18 | L1 | Havard | 1 | 0 | 12-28-65 | 12-28-65 | W1 |
| East Carolina | 0 | 1 | 12-28-19 | 12-28-19 | L1 | High Point | 6 | 1 | 12-18-00 | 12-22-20 | W5 |
| Eastern Illinois | 27 | 18 | 12-05-81 | 11-22-21 | W5 | Howard University | 2 | 0 | 01-02-92 | 12-17-92 | W2 |
| Eastern Michigan | 1 | 0 | 12-11-92 | 12-11-92 | W1 | Howard Payne | 0 | 1 | 12-07-70 | 12-07-70 | L1 |
| Eastern Washington | 0 | 1 | 11-22-17 | 11-22-17 | L1 | Idaho State | 1 | 0 | 11-22-16 | 11-22-16 | W1 |
| East Tennessee State | 28 | 23 | 1923-24 | 12-18-15 | L2 | Illinois | 0 | 2 | 12-06-85 | 12-16-12 | L2 |
| Erskine College | 1 | 0 | 1929-30 | 1929-30 | W1 | Illinois State | 0 | 1 | 11-30-96 | 11-30-96 | L1 |
| Evansville | 10 | 5 | 02-02-46 | 03-23-13 | L2 | Indiana | 0 | 3 | 12-15-87 | 12-28-94 | L3 |
| Fairleigh Dickinson | 2 | 0 | 11-28-08 | 11-23-09 | W2 | Indiana Central College | 3 | 0 | 11-27-48 | 12-01-50 | W3 |
| Flemingsburg | 1 | 0 | 1911-12 | 1911-12 | W1 | <i>(University of Indianapolis)</i> | | | | | |
| Florida | 0 | 2 | 12-27-03 | 12-22-04 | L2 | Indiana State | 4 | 3 | 02-14-48 | 03-20-23 | W2 |
| Florida Atlantic | 1 | 1 | 12-20-14 | 12-15-15 | W1 | Indiana Univ. Northwest | 0 | 1 | 12-22-08 | 12-22-08 | L1 |
| Florida Gulf Coast | 1 | 1 | 01-27-22 | 01-12-23 | W1 | Indiana Univ. Southeast | 7 | 0 | 01-12-78 | 12-11-89 | W7 |
| Florida International | 3 | 3 | 12-14-95 | 11-22-19 | L1 | IPFW | 3 | 1 | 01-15-02 | 12-29-13 | W2 |
| Florida Southern | 1 | 0 | 11-29-91 | 11-29-91 | W1 | Irvine Independent | 1 | 0 | 12-14-32 | 12-14-32 | W1 |
| Florida State | 1 | 6 | 12-17-66 | 12-06-75 | L6 | IUPUI | 3 | 1 | 02-10-98 | 11-11-16 | W2 |
| Fordham | 0 | 1 | 12-29-80 | 12-29-80 | L1 | Jacksonville | 3 | 1 | 12-07-16 | 02-24-23 | W1 |
| Frankfort YMCA | 1 | 0 | 1915-16 | 1915-16 | W1 | Jacksonville State | 25 | 14 | 01-22-04 | 02-02-23 | W1 |
| Franklin College | 1 | 0 | 01-03-48 | 01-03-48 | W1 | James Madison | 1 | 3 | 11-28-06 | 12-02-22 | L3 |
| Fresno State | 1 | 0 | 12-21-78 | 12-21-78 | W1 | John Carroll University | 1 | 0 | 01-12-51 | 01-12-51 | W1 |
| Furman | 3 | 1 | 12-13-47 | 12-30-85 | L1 | Kansas | 0 | 2 | 12-05-70 | 3-21-17 | L2 |
| Gardner-Webb | 1 | 0 | 03-19-13 | 03-19-13 | W1 | Kansas State | 2 | 2 | 12-29-45 | 11-16-18 | L2 |
| Geneva College | 2 | 0 | 12-30-48 | 12-09-50 | W2 | Kennesaw State | 5 | 2 | 11-16-12 | 02-04-23 | W1 |
| George Mason | 1 | 0 | 12-08-90 | 12-08-90 | W1 | Kentucky | 0 | 13 | 12-15-28 | 11-08-19 | L13 |



| <u>Team</u> | <u>W</u> | <u>L</u> | <u>First</u> | <u>Last</u> | <u>Streak</u> | <u>Team</u> | <u>W</u> | <u>L</u> | <u>First</u> | <u>Last</u> | <u>Streak</u> |
|---------------------------|----------|----------|-----------------|-----------------|---------------|---------------------------|----------|----------|------------------------------------|-----------------|---------------|
| | | | <u>Meeting</u> | <u>Meeting</u> | | | | | <u>Meeting</u> | <u>Meeting</u> | |
| Kentucky Christian | 3 | 0 | 11-23-02 | 11-18-14 | W3 | Milligan College | 4 | 0 | 1923-24 | 12-08-86 | W4 |
| Kentucky Sophomores | 2 | 0 | 1912-13 | 1921-22 | W2 | Millsaps College | 0 | 1 | 1931-32 | 1931-32 | L1 |
| Kentucky State | 3 | 1 | 02-08-83 | 11-17-17 | W3 | Milwaukee | 1 | 0 | 11-13-21 | 11-13-21 | W1 |
| Kentucky Wesleyan | 40 | 20 | 1909-10 | 01-23-65 | W1 | Minnesota | 0 | 2 | 11-28-77 | 12-11-10 | L2 |
| Kenyon College | 1 | 0 | 11-20-06 | 11-20-06 | W1 | Mississippi | 0 | 2 | 12-16-55 | 11-13-17 | L2 |
| La Salle | 0 | 4 | 01-12-52 | 12-20-86 | L4 | Mississippi College | 1 | 0 | 12-08-79 | 12-08-79 | W1 |
| Lee University | 1 | 0 | 12-04-86 | 12-04-86 | W1 | Mississippi State | 0 | 4 | 12-11-90 | 11-07-11 | L4 |
| Lehigh University | 0 | 1 | 11-20-11 | 11-20-11 | L1 | Missouri | 0 | 1 | 12-01-78 | 12-01-78 | L1 |
| Lexington High School | 0 | 3 | 1909-10 | 1912-13 | L3 | Missouri-Kansas City | 1 | 1 | 01-23-91 | 02-16-91 | W1 |
| Liberty University | 3 | 5 | 12-17-88 | 03-02-23 | L2 | Model High School | 1 | 0 | 1909-10 | 1909-10 | W1 |
| Lincoln Memorial | 3 | 5 | 1924-25 | 02-24-45 | W3 | Montana State | 0 | 1 | 12-29-72 | 12-29-72 | L1 |
| Lindsey Wilson College | 1 | 0 | 1915-16 | 1915-16 | W1 | Morehead State | 112 | 84 | 02-10-31 | 03-05-21 | L2 |
| Lipscomb | 1 | 2 | 01-18-22 | 01-19-23 | L2 | Morgan State | 1 | 0 | 12-29-09 | 12-29-09 | W1 |
| London High School | 1 | 0 | 1913-14 | 1913-14 | W1 | Morris Brown College | 2 | 0 | 12-04-02 | 01-29-03 | W2 |
| Long Island | 0 | 1 | 12-29-75 | 12-29-75 | L1 | Morris Harvey College | 4 | 1 | 1924-25 | 12-20-79 | L1 |
| Longwood | 3 | 0 | 01-22-12 | 12-22-15 | W3 | | | | | | |
| Louisiana Tech | 2 | 1 | 12-29-59 | 12-11-74 | L1 | | | | (University of Charleston in 1978) | | |
| Louisville | 22 | 50 | 1919-20 | 12-14-19 | L15 | Murray State | 62 | 108 | 01-30-34 | 02-06-21 | L8 |
| Louisville Medics | 0 | 1 | 1922-23 | 1922-23 | L1 | Navy | 1 | 0 | 12-30-80 | 12-30-80 | W1 |
| Loyola University Chicago | 4 | 4 | 01-28-56 | 11-12-10 | L2 | Nevada-Las Vegas | 0 | 2 | 12-23-93 | 12-28-99 | L2 |
| Loyola University (La.) | 4 | 0 | 02-15-55 | 03-02-59 | W4 | Nevada-Reno | 0 | 1 | 12-20-78 | 12-20-78 | L1 |
| Maine | 1 | 1 | 01-28-80 | 01-02-81 | L1 | New Mexico State | 1 | 0 | 01-04-62 | 01-04-62 | W1 |
| Manhattan | 1 | 2 | 02-11-47 | 12-22-16 | L1 | Norfolk State | 4 | 2 | 11-20-05 | 12-18-17 | W1 |
| Marietta College | 1 | 0 | 11-27-01 | 11-27-01 | W1 | North Alabama | 2 | 2 | 01-11-22 | 02-28-23 | W1 |
| Marquette | 0 | 1 | 12-26-77 | 12-26-77 | L1 | North Carolina | 1 | 1 | 12-20-50 | 03-15-07 | L1 |
| Marshall | 23 | 22 | 1924-25 | 12-11-21 | L4 | North Carolina Asheville | 4 | 3 | 01-14-87 | 11-19-22 | W2 |
| Maryland | 0 | 2 | 12-05-73 | 12-12-09 | L2 | North Carolina A&T | 1 | 1 | 12-19-12 | 12-18-13 | W1 |
| Maryville College | 1 | 1 | 1923-24 | 1940-41 | W1 | North Carolina Central | 2 | 0 | 12-06-11 | 12-04-12 | W2 |
| Memphis | 0 | 3 | 01-29-83 | 12-01-01 | L3 | North Carolina Greensboro | 3 | 0 | 11-28-90 | 12-22-22 | W3 |
| Miami (Fla.) | 2 | 2 | 12-16-67 | 12-19-14 | W1 | North Carolina State | 1 | 10 | 12-14-50 | 11-30-13 | L2 |
| Miami (Ohio) | 6 | 11 | 12-19-29 | 12-10-96 | L2 | North Carolina Wilmington | 3 | 3 | 01-02-80 | 11-14-16 | L2 |
| Miami (Ohio)-Middletown | 1 | 0 | 11-07-22 | 11-07-22 | W1 | Northeastern | 0 | 1 | 12-28-96 | 12-28-96 | L1 |
| Michigan State | 0 | 1 | 12-01-69 | 12-01-69 | L1 | Northern Illinois | 1 | 0 | 01-21-67 | 01-21-67 | W1 |
| Mid-Continent | 1 | 0 | 02-07-12 | 02-07-12 | W1 | Northern Iowa | 1 | 4 | 12-09-80 | 11-17-99 | L4 |
| Middle Tennessee | 61 | 42 | 12-06-52 | 02-03-00 | L1 | Northern Kentucky | 7 | 5 | 11-26-77 | 12-14-22 | L1 |
| Midway | 2 | 0 | 11-13-18 | 12-15-21 | W2 | North Florida | 2 | 1 | 11-25-20 | 02-22-23 | L1 |
| | | | | | | Northwestern State | 1 | 2 | 1932-33 | 12-14-61 | W1 |



| <u>Team</u> | <u>W</u> | <u>L</u> | <u>First</u> | | <u>Streak</u> | <u>Team</u> | <u>W</u> | <u>L</u> | <u>First</u> | | <u>Streak</u> | |
|--------------------------|----------|----------|--------------------------------------|----------------|---------------|------------------------|--------------|--------------|----------------|----------------|---------------|--|
| | | | <u>Meeting</u> | <u>Meeting</u> | | | | | <u>Meeting</u> | <u>Meeting</u> | | |
| Texas A&M | 0 | 1 | 12-29-60 | 12-29-60 | L1 | Western Kentucky | 44 | 117 | 1914-15 | 11-10-22 | L4 | |
| Texas A&M - Commerce | 0 | 1 | 11-20-22 | 11-20-22 | L1 | West Virginia | 1 | 3 | 02-15-79 | 11-26-21 | L3 | |
| Texas Christian | 1 | 1 | 12-27-62 | 12-01-91 | L1 | West Virginia State | 1 | 0 | 11-28-95 | 11-28-95 | W1 | |
| Texas-Rio Grande Valley | 0 | 1 | 11-13-10 | 11-13-10 | L1 | West Virginia Wesleyan | 4 | 1 | 02-05-83 | 11-14-09 | W4 | |
| Texas-San Antonio | 1 | 0 | 11-25-09 | 11-25-09 | W1 | Wilberforce University | 1 | 0 | 12-01-90 | 12-01-90 | W1 | |
| Texas Tech | 2 | 3 | 12-30-60 | 11-19-16 | L3 | William & Mary | 2 | 1 | 12-27-63 | 11-19-11 | W1 | |
| Thiel College | 1 | 0 | 11-25-08 | 11-25-08 | W1 | Wilmington College | 9 | 1 | 12-17-31 | 11-17-01 | W9 | |
| Thomas Moore College | 1 | 0 | 11-25-15 | 11-25-15 | W1 | Winston-Salem State | 1 | 0 | 11-18-08 | 11-18-08 | W1 | |
| Tiffin University | 1 | 0 | 02-17-79 | 02-17-79 | W1 | Winthrop | 2 | 2 | 12-21-02 | 11-12-11 | W2 | |
| Toledo | 5 | 12 | 12-28-48 | 12-28-88 | L7 | Wisconsin | 0 | 2 | 11-19-05 | 12-14-13 | L2 | |
| Toronto | 1 | 0 | 12-27-46 | 12-27-46 | W1 | Wittenberg | 1 | 1 | 12-16-31 | 12-17-62 | W1 | |
| Towson | 1 | 0 | 11-17-12 | 11-17-12 | W1 | Wright State | 2 | 5 | 02-15-89 | 12-18-02 | L2 | |
| Transylvania | 29 | 13 | 1924-25 | 12-12-20 | W15 | Wyoming | 0 | 2 | 12-28-87 | 11-24-01 | L2 | |
| Tulsa | 1 | 0 | 01-01-47 | 01-01-47 | W1 | Xavier University | 5 | 14 | 01-05-46 | 11-30-20 | L10 | |
| Union College | 21 | 13 | 1913-14 | 12-01-55 | W3 | Youngstown State | 9 | 9 | 12-17-81 | 11-10-13 | L1 | |
| Union University (Tenn.) | 0 | 1 | 1936-37 | 1936-37 | L1 | TOTAL | 1,318 | 1,197 | | | | |
| Urbana College | 3 | 0 | 12-07-77 | 11-17-00 | W3 | | | | | | | |
| Utah | 0 | 1 | 12-28-84 | 12-28-84 | L1 | | | | | | | |
| Utah State | 1 | 0 | 12-30-75 | 12-30-75 | W1 | | | | | | | |
| Valparaiso | 3 | 3 | 1923-24 | 12-03-14 | L2 | | | | | | | |
| Vanderbilt | 0 | 3 | 12-27-82 | 12-17-84 | L3 | | | | | | | |
| Versailles YMCA | 1 | 0 | 1909-10 | 1909-10 | W1 | | | | | | | |
| Villa Madonna College | 4 | 0 | 12-09-57 | 11-13-07 | W4 | | | | | | | |
| | | | <i>(Thomas More College in 1968)</i> | | | | | | | | | |
| Villanova | 1 | 0 | 12-19-47 | 12-19-47 | W1 | | | | | | | |
| Virginia | 1 | 0 | 12-20-54 | 12-20-54 | W1 | | | | | | | |
| Virginia Commonwealth | 3 | 2 | 02-23-70 | 12-05-13 | L2 | | | | | | | |
| Virginia Tech | 6 | 6 | 11-27-50 | 02-03-75 | L2 | | | | | | | |
| Wake Forest | 0 | 1 | 02-20-57 | 02-20-57 | L1 | | | | | | | |
| Walton | 1 | 0 | 1931-32 | 1931-32 | W1 | | | | | | | |
| Warren Wilson College | 1 | 0 | 11-13-13 | 11-13-13 | W1 | | | | | | | |
| Washington State | 0 | 1 | 12-29-88 | 12-29-88 | L1 | | | | | | | |
| Weber State | 0 | 1 | 12-28-70 | 12-28-70 | L1 | | | | | | | |
| Webster University | 1 | 0 | 11-23-04 | 11-23-04 | W1 | | | | | | | |
| Western Carolina | 3 | 1 | 12-06-69 | 12-01-12 | W1 | | | | | | | |
| Western Illinois | 0 | 4 | 02-09-81 | 12-19-01 | L4 | | | | | | | |

2023-24 opponents in boldface

1909-10

Record: 3-3

Coach: Clyde H. Wilson

Home: 3-2 Away: 0-1 Neutral: 0-0

| Date | Opponent | W/L | EKU | OPP |
|------|--------------------------|-----|-----|-----|
| | BEREA COLLEGE | W | 14 | 12 |
| | MODEL HIGH SCHOOL | W | NA | |
| | KENTUCKY WESLEYAN | L | 16 | 32 |
| | VERSAILLES YMCA | W | 17 | 2 |
| | at Lexington High School | L | 11 | 60 |
| | LXINGTON HIGH SCHOOL | L | 12 | 18 |

1910-11

Record: 4-6

Coach: Clyde H. Wilson

Home: 2-3 Away: 2-1 Neutral: 0-0

| Date | Opponent | W/L | EKU | OPP |
|------|-------------------------|-----|-----|-----|
| | at Kentucky Wesleyan | W | 47 | 19 |
| | at Paris High School | W | 27 | 20 |
| | at Somerset High School | L | 11 | 60 |
| | CALDWELL HIGH SCHOOL | L | 15 | 18 |
| | SOMERSET HIGH SCHOOL | L | 11 | 28 |
| | PARIS HIGH SCHOOL | W | 25 | 13 |
| | BEREA COLLEGE | L | 15 | 23 |
| | CALDWELL HIGH SCHOOL | W | 38 | 13 |
| | Two Games – NA | | | |

1911-12

Record: 3-2

Coach: Clyde H. Wilson

Home: 2-1 Away: 1-1 Neutral: 0-0

| Date | Opponent | W/L | EKU | OPP |
|------|-------------------------|-----|-----|-----|
| | CALDWELL HIGH SCHOOL | W | 33 | 16 |
| | at Paris High School | W | 24 | 16 |
| | at Somerset High School | L | 16 | 38 |
| 2/10 | TENNESSEE | L | 13 | 44 |
| | FLEMINGSBURG | W | 35 | 13 |
| | Other Games – NA | | | |

1912-13

Record: 9-3

Coach: Charles A. Keith

Home: 9-2 Away: 0-1 Neutral: 0-0

| Date | Opponent | W/L | EKU | OPP |
|------|-------------------------|-----|-----|-----|
| | RICHMOND HIGH SCHOOL | W | 21 | 10 |
| | RICHMOND HIGH SCHOOL | W | 16 | 13 |
| | LXINGTON HIGH SCHOOL | L | 10 | 18 |
| | CYNTHIANA HIGH SCHOOL | W | 44 | 10 |
| | SOMERSET HIGH SCHOOL | L | 21 | 41 |
| | KENTUCKY SOPHOMORES | W | 42 | 34 |
| | KENTUCKY WESLEYAN | W | 42 | 18 |
| | CYNTHIANA HIGH SCHOOL | W | 29 | 18 |
| | PARIS HIGH SCHOOL | W | 18 | 16 |
| | at Somerset High School | L | 14 | 44 |
| | RICHMOND HIGH SCHOOL | W | 26 | 22 |
| | RICHMOND HIGH SCHOOL | W | 22 | 20 |

1913-14

Record: 4-3

Coach: Ben M. Barnard

Home: 2-2 Away: 2-1 Neutral: 0-0

| Date | Opponent | W/L | EKU | OPP |
|------|--------------------------|-----|-----|-----|
| | LONDON HIGH SCHOOL | W | 34 | 12 |
| | PINEVILLE HIGH SCHOOL | L | 13 | 17 |
| | at Cumberland College | L | na | |
| | at Pineville High School | W | 23 | 16 |
| | UNION COLLEGE | L | 13 | 38 |
| | at Cumberland College | W | 25 | 23 |

SOMERSET HIGH SCHOOL W 29 16
Other Games – NA

1914-15

Record: 0-3

Coach: Ben M. Barnard

Home: 0-1 Away: 0-2 Neutral: 0-0

| Date | Opponent | W/L | EKU | OPP |
|------|-----------------------|-----|-----|-----|
| | PINEVILLE HIGH SCHOOL | L | 8 | 22 |
| | at Western Kentucky | L | 21 | 26 |
| | at Western Kentucky | L | 18 | 22 |
| | Other Games – NA | | | |

1915-16

Record: 7-1

Coach: Ben M. Barnard

Home: 7-0 Away: 0-1 Neutral: 0-0

| Date | Opponent | W/L | EKU | OPP |
|------|--------------------------|-----|-----|-----|
| | CLARK COUNTY HIGH SCHOOL | W | 32 | 19 |
| | CLARK COUNTY HIGH SCHOOL | W | 34 | 12 |
| | FRANKFORT YMCA | W | 50 | 16 |
| | at Cynthiana High School | L | 29 | 35 |
| | LINDSEY WILSON COLLEGE | W | 42 | 20 |
| | WESTERN KENTUCKY | W | 42 | 21 |
| | WESTERN KENTUCKY | W | 28 | 22 |
| | CYNTHIANA HIGH SCHOOL | W | 43 | 20 |

1916-17

Record: 3-3

Coach: Ben M. Barnard

Home: 2-0 Away: 1-3 Neutral: 0-0

| Date | Opponent | W/L | EKU | OPP |
|------|-----------------------------|-----|-----|-----|
| | at Barbourville High School | L | 28 | 29 |
| | CENTRE COLLEGE | W | 36 | 34 |
| | at Paris YMCA | L | 23 | 36 |
| | at Pineville High School | W | 55 | 15 |
| | at St. Mary's | L | 28 | 48 |
| | PARIS YMCA | W | 54 | 22 |
| | Other Games – NA | | | |

1917-18

Record: 0-0

No team due to WWI

1918-19

Record: 0-0

No team due to WWI

1919-20

Record: 3-4

Coach: Charles Miller/Clyde McCoy

Home: 1-2 Away: 2-2 Neutral: 0-0

| Date | Opponent | W/L | EKU | OPP |
|------|------------------------|-----|-----|-----|
| | at Sue Bennett College | W | 21 | 19 |
| | at Union College | L | 22 | 30 |
| | at Cumberland College | W | 32 | 20 |
| | KENTUCKY WESLEYAN | W | 36 | 24 |
| | SUE BENNETT COLLEGE | L | 14 | 17 |
| | at Louisville | L | 24 | 43 |
| | BEREA COLLEGE | L | 3 | 36 |
| | Other Games – NA | | | |

1920-21

Record: 3-6

Coach: George Hembree

Home: 2-5 Away: 1-1 Neutral: 0-0

| Date | Opponent | W/L | EKU | OPP |
|------|---------------|-----|-----|-----|
| | BEREA COLLEGE | W | 16 | 13 |

| | | | |
|----------------------|---|----|----|
| at Kentucky Wesleyan | L | 13 | 37 |
| UNION COLLEGE | L | 13 | 37 |
| ST. MARY'S | L | 15 | 45 |
| SUE BENNETT COLLEGE | W | 24 | 18 |
| at Berea College | W | 25 | 18 |
| KENTUCKY WESLEYAN | L | 11 | 13 |
| SUE BENNETT COLLEGE | L | 25 | 31 |
| UNION COLLEGE | L | 18 | 50 |

Home games played at Madison High School – EKU gym burned in August 1920

1921-22

Record: 10-4

Coach: George Hembree

Home: 6-1 Away: 4-3 Neutral: 0-0

| Date | Opponent | W/L | EKU | OPP |
|------|---------------------------|-----|-----|-----|
| | KENTUCKY WESLEYAN | W | 24 | 12 |
| | PARIS KNIGHTS OF COLUMBUS | W | 34 | 12 |
| | SUE BENNETT COLLEGE | W | 21 | 16 |
| | at Union College | L | 13 | 16 |
| | CUMBERLAND COLLEGE | L | 10 | 26 |
| | WESTERN KENTUCKY | W | 26 | 15 |
| | at Berea College | W | 27 | 7 |
| | at Kentucky Wesleyan | W | 30 | 23 |
| | at Sue Bennett College | W | NA | |
| | UNION COLLEGE | W | 29 | 17 |
| | at Western Kentucky | W | 29 | 21 |
| | at Bowling Green Bus. | L | 24 | 39 |
| | at Cumberland College | L | 24 | 36 |
| | KENTUCKY SOPHOMORES | W | 28 | 15 |


1922-23

Record: 9-6

Coach: George Hembree

Home: 6-2 Away: 3-4 Neutral: 0-0

| Date | Opponent | W/L | EKU | OPP |
|------|------------------------|-----|-----|-----|
| | KENTUCKY WESLEYAN | L | 8 | 22 |
| | at Kentucky Wesleyan | L | 22 | 33 |
| | SUE BENNETT COLLEGE | W | 34 | 24 |
| | at Sue Bennett College | W | 38 | 30 |
| | GEORGETOWN FRESHMEN | W | 40 | 12 |
| | at Berea College | W | 28 | 8 |
| | BEREA COLLEGE | W | 45 | 16 |
| | CUMBERLAND COLLEGE | W | 23 | 19 |



The 1916-17 team, coached by Ben M. Barnard, had a 3-3 record.



| | | | |
|-----------------------|---|----|----|
| at Cumberland College | L | 16 | 23 |
| WESTERN KENTUCKY | L | 17 | 27 |
| at Western Kentucky | L | 16 | 35 |
| at Union College | W | 17 | 14 |
| UNION COLLEGE | W | 20 | 9 |
| at Louisville Medics | L | 14 | 35 |
| BEREA COLLEGE | W | 38 | 23 |

1923-24**Record: 12-7****Coach: George Hembree**

Home: 8-5 Away: 4-2 Neutral: 0-0

| Date | Opponent | W/L | EKU | OPP |
|------|------------------------|-----|-----|-----|
| | BEREA COLLEGE | L | 19 | 43 |
| | SUE BENNETT COLLEGE | W | 37 | 15 |
| | at Kentucky Wesleyan | L | 19 | 21 |
| | DUDLEY INDEPENDENT | W | 37 | 23 |
| | VALPARAISO | L | 17 | 48 |
| | UNION COLLEGE | W | 29 | 13 |
| | MILLIGAN COLLEGE | W | 30 | 22 |
| | CENTRE COLLEGE | L | 27 | 30 |
| | MARYVILLE COLLEGE | L | 12 | 29 |
| | at Cumberland College | W | 31 | 25 |
| | at Berea College | L | 23 | 34 |
| | KENTUCKY WESLEYAN | L | 26 | 31 |
| | WESTERN KENTUCKY | W | 45 | 13 |
| | ONEIDA | W | 52 | 11 |
| | at Union College | W | 24 | 18 |
| | EAST TENNESSEE STATE | W | 31 | 13 |
| | at Sue Bennett College | W | 39 | 16 |
| | at Western Kentucky | W | 32 | 27 |
| | CUMBERLAND COLLEGE | W | 22 | 15 |

1924-25**Record: 5-13****Coach: George Hembree**

Home: 4-7 Away: 1-6 Neutral: 0-0

| Date | Opponent | W/L | EKU | OPP |
|------|-------------------------|-----|-----|-----|
| | PARIS AC | L | 24 | 44 |
| | BEREA COLLEGE | L | 25 | 38 |
| | WESTERN KENTUCKY | L | 19 | 30 |
| | CUMBERLAND COLLEGE | W | 41 | 32 |
| | at Kentucky Wesleyan | L | 22 | 43 |
| | TRANSYLVANIA UNIVERSITY | W | 29 | 28 |
| | MORRIS HARVEY COLLEGE | W | 32 | 25 |
| | at Lincoln Memorial | L | 24 | 46 |
| | at Union College | W | 31 | 21 |
| | KENTUCKY WESLEYAN | L | 32 | 40 |
| | LINCOLN MEMORIAL | L | 27 | 31 |
| | UNION COLLEGE | W | 35 | 27 |
| | at Berea College | L | 23 | 39 |
| | CENTRE COLLEGE | L | 13 | 35 |
| | MARSHALL | L | 28 | 47 |
| | at Transylvania | L | 13 | 29 |
| | at Western Kentucky | L | 16 | 35 |
| | at Ogden | L | 29 | 46 |

1925-26**Record: 1-11****Coach: George Hembree**

Home: 1-5 Away: 0-6 Neutral: 0-0

| Date | Opponent | W/L | EKU | OPP |
|------|-----------------------|-----|-----|-----|
| | SUE BENNETT COLLEGE | L | 27 | 36 |
| | at Georgetown College | L | 23 | 35 |
| | PARIS ATHLETIC CLUB | L | 15 | 24 |
| | CUMBERLAND COLLEGE | L | 23 | 37 |
| | at Berea College | L | 12 | 50 |
| | UNION COLLEGE | W | 24 | 23 |

| | | | |
|-----------------------|---|----|----|
| at Union College | L | 24 | 33 |
| at Cumberland College | L | 20 | 25 |
| TRANSYLVANIA | L | 24 | 35 |
| BEREA COLLEGE | L | 11 | 34 |
| at Georgetown College | L | 20 | 42 |
| at Transylvania | L | 31 | 37 |

1926-27**Record: 4-13****Coach: George Hembree**

Home: 2-7 Away: 2-5 Neutral: 0-1

| Date | Opponent | W/L | EKU | OPP |
|------|-------------------------------|-------|-----|-----|
| | at Paris AC | W | 25 | 21 |
| | KENTUCKY WESLEYAN | L | 10 | 46 |
| | at Georgetown College | L(OT) | 25 | 42 |
| | TRANSYLVANIA | W | 30 | 19 |
| | CENTRE COLLEGE | L | 27 | 43 |
| | at Georgetown College | L | 4 | 34 |
| | at Western Kentucky | L | 27 | 39 |
| | KENTUCKY WESLEYAN | L | 18 | 26 |
| | WESTERN KENTUCKY | L | 23 | 30 |
| | at Berea College | L | 20 | 30 |
| | UNION COLLEGE | W | 45 | 21 |
| | at Transylvania | W | 26 | 24 |
| | BEREA COLLEGE | L | 29 | 31 |
| | CENTRE COLLEGE | L | 19 | 32 |
| | vs. Transylvania ¹ | L | 25 | 31 |
| | LINCOLN MEMORIAL | L | 16 | 20 |
| | at Union College | L | 24 | 32 |

¹ Intercollegiate Tournament**1927-28****Record: 3-15****Coach: George Hembree**

Home: 2-6 Away: 1-7 Neutral: 0-2

| Date | Opponent | W/L | EKU | OPP |
|-------|-----------------------------------|-----|-----|-----|
| 12/19 | SUE BENNETT COLLEGE | L | 14 | 21 |
| 1/9 | at Berea College | L | 20 | 21 |
| 1/11 | at Centre College | L | 24 | 32 |
| 1/13 | SUE BENNETT COLLEGE | W | 28 | 23 |
| 1/16 | at Kentucky Wesleyan | L | 25 | 34 |
| 1/20 | at Transylvania | L | 21 | 39 |
| 1/21 | UNION COLLEGE | L | 19 | 21 |
| 1/25 | TENNESSEE WESLEYAN | L | 23 | 30 |
| 1/30 | at Lincoln Memorial | L | 29 | 42 |
| 1/31 | at Union College | L | 27 | 28 |
| 2/3 | WESTERN KENTUCKY | L | 12 | 44 |
| 2/11 | at Western Kentucky | L | 12 | 55 |
| 2/15 | LINCOLN MEMORIAL | L | 25 | 28 |
| 2/17 | BEREA COLLEGE | L | 20 | 21 |
| 2/18 | TRANSYLVANIA | W | 31 | 21 |
| | vs. Transylvania ¹ | L | 23 | 31 |
| | at Kentucky Wesleyan ¹ | W | 37 | 22 |
| | vs. Centre College ¹ | L | 23 | 24 |

¹ Kentucky Intercollegiate Athletic Conference (KIAC) Tournament (Winchester, Ky.)**1928-29****Record: 2-13****Coach: George Hembree**

Home: 2-3 Away: 0-10 Neutral: 0-0

| Date | Opponent | W/L | EKU | OPP |
|-------|-----------------------|-----|-----|-----|
| 12/15 | at Kentucky | L | 10 | 35 |
| 1/7 | at Berea College | L | 16 | 36 |
| 1/11 | at Centre College | L | 22 | 27 |
| 1/12 | at Western Kentucky | L | 15 | 24 |
| 1/15 | at Kentucky Wesleyan | L | 14 | 26 |
| 1/16 | at Georgetown College | L | 12 | 29 |

| | | | | |
|-----------------|-----------------------|----|----|----|
| TRANSYLVANIA | W | 34 | 27 | |
| CENTRE COLLEGE | L | 25 | 36 | |
| at Transylvania | L | 17 | 19 | |
| 2/2 | WESTERN KENTUCKY | W | 22 | 16 |
| 2/8 | at Louisville | L | 25 | 45 |
| 2/14 | at Georgetown College | L | 10 | 44 |
| 2/16 | KENTUCKY WESLEYAN | L | 10 | 34 |
| | LOUISVILLE | L | 22 | 26 |
| 2/18 | at Louisville | L | 12 | 25 |

1929-30**Record: 14-8****Coach: Charles T. Hughes**

Home: 7-3 Away: 5-3 Neutral: 2-2

| Date | Opponent | W/L | EKU | OPP |
|-------|------------------------------------|-----|-----|-----|
| 12/10 | GOLDBERG | W | 31 | 15 |
| 12/14 | UNION COLLEGE | W | 18 | 16 |
| 12/17 | at Transylvania | W | 32 | 23 |
| 12/19 | MIAMI (OHIO) | L | 13 | 22 |
| 1/4 | GEROGETOWN COLLEGE | W | 20 | 19 |
| 1/6 | at Berea College | L | 29 | 32 |
| 1/9 | at Kentucky Wesleyan | W | 25 | 16 |
| 1/16 | LOUISVILLE | W | 26 | 16 |
| 1/18 | at Centre College | L | 26 | 30 |
| 1/20 | at Union College | W | 29 | 15 |
| 1/25 | at Western Kentucky | W | 30 | 26 |
| 1/28 | TRANSYLVANIA | L | 19 | 23 |
| 1/29 | WESTERN KENTUCKY | W | 46 | 21 |
| 2/1 | at Louisville | L | 12 | 13 |
| 2/5 | CENTRE COLLEGE | W | 28 | 16 |
| 2/8 | BEREA COLLEGE | L | 31 | 32 |
| 2/11 | at Georgetown College | W | 26 | 15 |
| 2/15 | KENTUCKY WESLEYAN | W | 25 | 14 |
| | vs. Transylvania ¹ | W | 32 | 18 |
| | vs. Kentucky Wesleyan ¹ | L | 18 | 19 |
| | vs. Erskine ² | W | 36 | 34 |
| | vs. Kentucky Wesleyan ² | L | 24 | 26 |

¹ Southern Intercollegiate Athletic Association (SIAA) State Tournament² Southern Intercollegiate Athletic Association (SIAA) National Tournament**1930-31****Record: 12-4****Coach: Charles T. Hughes**

Home: 7-1 Away: 4-1 Neutral: 1-2

| Date | Opponent | W/L | EKU | OPP |
|-------|------------------------------------|-----|-----|-----|
| 12/12 | GREYHOUNDS | W | 34 | 15 |
| 1/3 | CIVILIAN CONSERVATION CORPS | W | 35 | 24 |
| 1/6 | LOUISVILLE | W | 31 | 25 |
| 1/12 | at Berea College | W | 33 | 25 |
| 1/17 | GEORGETOWN COLLEGE | W | 25 | 20 |
| 1/23 | at Western Kentucky | L | 25 | 49 |
| 1/24 | at Western Kentucky | W | 44 | 34 |
| 1/27 | at Kentucky Wesleyan | W | 25 | 22 |
| 2/4 | BEREA COLLEGE | W | 28 | 24 |
| 2/7 | KENTUCKY WESLEYAN | L | 20 | 21 |
| 2/10 | MOREHEAD STATE | W | 32 | 20 |
| 2/13 | at Georgetown College | W | 28 | 27 |
| 2/14 | WESTERN KENTUCKY | W | 30 | 22 |
| 2/19 | vs. Transylvania ¹ | L | 26 | 28 |
| 2/24 | vs. Berea College ² | W | 41 | 26 |
| 2/25 | vs. Centenary College ² | L | 20 | 29 |

¹ Kentucky Intercollegiate Athletic Conference (KIAC) Tournament (Winchester, Ky.)² Southern Intercollegiate Athletic Association (SIAA) Tournament (Jackson, Miss.)

1931-32

Record: 13-8

Coach: Charles T. Hughes

Home: 6-2 Away: 5-4 Neutral: 2-2

| Date | Opponent | W/L | EKU | OPP |
|-------|-----------------------------------|-----|-----|-----|
| | WALTON | W | 22 | 12 |
| 12/16 | at Wittenberg University | L | 27 | 39 |
| 12/17 | at Wilmington College | L | 23 | 30 |
| 1/5 | at Louisville | W | 21 | 12 |
| 1/8 | at Georgetown College | W | 28 | 23 |
| 1/12 | TRANSYLVANIA | L | 22 | 23 |
| 1/15 | WESTERN KENTUCKY | W | 49 | 23 |
| 1/16 | WESTERN KENTUCKY | L | 23 | 26 |
| 1/21 | at Kentucky Wesleyan | W | 27 | 23 |
| 1/22 | MOREHEAD STATE | W | 32 | 14 |
| 1/26 | at Berea College | W | 26 | 22 |
| 2/5 | KENTUCKY WESLEYAN | W | 29 | 26 |
| 2/9 | TRANSYLVANIA | W | 31 | 13 |
| 2/12 | at Louisville | L | 22 | 25 |
| 2/13 | at Western Kentucky | L | 21 | 47 |
| 2/18 | CENTRE COLLEGE | W | 31 | 25 |
| 2/19 | at Morehead State | W | 40 | 26 |
| 2/25 | vs. Centre College ¹ | W | 43 | 15 |
| 2/27 | vs. Berea College ¹ | W | 36 | 28 |
| 2/27 | vs. Western Kentucky ¹ | L | 27 | 36 |
| | vs. Millsaps College ² | L | 32 | 46 |

¹ Kentucky Intercollegiate Athletic Conference (KIAC) Tournament (Winchester, Ky.)

² Southern Intercollegiate Athletic Association (SIAA) Tournament (Jackson, Miss.)

1932-33

Record: 14-4

Coach: Charles T. Hughes

Home: 8-1 Away: 6-1 Neutral: 0-2

| Date | Opponent | W/L | EKU | OPP |
|-------|-------------------------------------|-----|-----|-----|
| 12/3 | ALUMNI | W | 29 | 23 |
| 12/14 | IRVINE INDEPENDENT | W | 61 | 8 |
| 1/7 | at Georgetown College | W | 47 | 26 |
| 1/10 | TRANSYLVANIA | W | 57 | 19 |
| 1/13 | at Louisville | W | 50 | 25 |
| 1/14 | at Western Kentucky | L | 19 | 27 |
| 1/18 | MOREHEAD STATE | W | 53 | 22 |
| 1/23 | KENTUCKY WESLEYAN | W | 44 | 21 |
| 1/27 | at Transylvania | W | 54 | 30 |
| 2/2 | WESTERN KENTUCKY | L | 24 | 31 |
| 2/4 | BEREA COLLEGE | W | 22 | 17 |
| 2/7 | GEORGETOWN COLLEGE | W | 32 | 19 |
| 2/11 | at Morehead State | W | 48 | 40 |
| 2/12 | at Berea College | W | 34 | 16 |
| 2/15 | LOUISVILLE | W | 34 | 19 |
| 2/18 | at Kentucky Wesleyan | W | 29 | 22 |
| 2/23 | vs. Louisville ¹ | L | 19 | 29 |
| | vs. Northwestern State ² | L | 45 | 60 |

¹ Kentucky Intercollegiate Athletic Conference (KIAC) Tournament (Winchester, Ky.)

² Southern Intercollegiate Athletic Association (SIAA) Tournament (Jackson, Miss.)

1933-34

Record: 7-7

Coach: Charles T. Hughes

Home: 7-2 Away: 0-4 Neutral: 0-1

| Date | Opponent | W/L | EKU | OPP |
|-------|-------------------|-----|-----|-----|
| 12/9 | ALUMNI | W | 28 | 19 |
| 12/16 | KENTUCKY WESLEYAN | W | 34 | 27 |
| 1/6 | MOREHEAD STATE | W | 40 | 26 |
| 1/12 | at Louisville | L | 26 | 27 |

| | | | | |
|------|-----------------------------------|---|----|----|
| 1/13 | at Western Kentucky | L | 16 | 30 |
| 1/20 | GEORGETOWN COLLEGE | W | 39 | 12 |
| 1/27 | MOREHEAD STATE | W | 47 | 37 |
| 1/30 | MURRAY STATE | L | 27 | 37 |
| 2/2 | BEREA COLLEGE | W | 27 | 25 |
| 2/6 | at Union College | L | 21 | 32 |
| 2/9 | WESTERN KENTUCKY | W | 32 | 13 |
| 2/12 | at Berea College | L | 17 | 25 |
| 2/16 | LOUISVILLE | L | 20 | 27 |
| 2/23 | vs. Western Kentucky ¹ | L | 17 | 30 |

¹ Kentucky Intercollegiate Athletic Conference (KIAC) Tournament (Louisville, Ky.)

1934-35

Record: 8-9

Coach: Charles T. Hughes

Home: 5-3 Away: 2-6 Neutral: 1-0

| Date | Opponent | W/L | EKU | OPP |
|-------|---------------------------------|-----|-----|-----|
| 12/8 | ALUMNI | L | 26 | 36 |
| 12/15 | KENTUCKY WESLEYAN | W | 26 | 24 |
| 1/5 | CENTRE COLLEGE | W | 30 | 25 |
| 1/7 | at Kentucky Wesleyan | W | 32 | 27 |
| 1/10 | at Georgetown College | W | 24 | 22 |
| 1/12 | TENNESSEE WESLEYAN | W | 37 | 34 |
| 1/18 | at Morehead State | L | 20 | 44 |
| 1/19 | UNION COLLEGE | W | 30 | 19 |
| 1/26 | at Western Kentucky | L | 25 | 46 |
| 1/28 | at Murray State | L | 25 | 47 |
| 2/2 | BEREA COLLEGE | L | 31 | 32 |
| 2/5 | at Transylvania | L | 17 | 23 |
| 2/8 | WESTERN KENTUCKY | L | 29 | 48 |
| 2/9 | at Centre College | L | 30 | 41 |
| 2/11 | at Berea College | L | 16 | 25 |
| 2/13 | MOREHEAD STATE | W | 22 | 18 |
| 2/22 | vs. Morehead State ¹ | W | 30 | 24 |

¹ Kentucky Intercollegiate Athletic Conference (KIAC) Tournament (Bowling Green, Ky.)

1935-36

Record: 12-10

Coach: Rome Rankin

Home: 8-4 Away: 2-6 Neutral: 2-0

| Date | Opponent | W/L | EKU | OPP |
|-------|----------------------------------|-----|-----|-----|
| 12/14 | ALUMNI | W | 26 | 24 |
| 1/4 | ALFRED HOLBROOK COLLEGE | W | 44 | 21 |
| 1/10 | CENTRE COLLEGE | W | 28 | 20 |
| 1/11 | at Transylvania | L | 27 | 28 |
| 1/13 | at Berea College | L | 24 | 32 |
| 1/17 | GEORGETOWN COLLEGE | L | 20 | 22 |
| 1/18 | at Morehead State | L | 15 | 26 |
| 1/24 | at Louisville | L | 26 | 35 |
| 1/25 | at Western Kentucky | L | 26 | 38 |
| 1/28 | KENTUCKY WESLEYAN | W | 23 | 18 |
| 1/31 | WESTERN KENTUCKY | L | 23 | 61 |
| 2/1 | KENTUCKY WESLEYAN | W | 35 | 25 |
| 2/4 | MURRAY STATE | L | 28 | 39 |
| 2/7 | at Centre College | W | 40 | 29 |
| 2/8 | MOREHEAD STATE | L | 45 | 47 |
| 2/12 | TRANSYLVANIA | W | 28 | 16 |
| 2/15 | BEREA COLLEGE | W | 40 | 30 |
| 2/21 | at Georgetown College | W | 38 | 24 |
| 2/22 | LOUISVILLE | W | 38 | 31 |
| | vs. Berea College ¹ | W | 41 | 36 |
| 2/28 | vs. Transylvania ¹ | W | 38 | 32 |
| 2/29 | at Western Kentucky ¹ | L | 22 | 34 |

¹ Kentucky Intercollegiate Athletic Conference (KIAC) Tournament (Bowling Green, Ky.)

1936-37

Record: 10-6

Coach: Rome Rankin

Home: 7-1 Away: 3-4 Neutral: 0-1

| Date | Opponent | W/L | EKU | OPP |
|-------|--------------------------------|-----|-----|-----|
| 12/5 | ALUMNI | W | 32 | 18 |
| 12/12 | TRANSYLVANIA | W | 31 | 22 |
| 12/15 | KENTUCKY WESLEYAN | W | 31 | 30 |
| 1/9 | at Centre College | W | 23 | 22 |
| 1/12 | LOUISVILLE | W | 28 | 26 |
| 1/15 | GEORGETOWN COLLEGE | W | 38 | 26 |
| 1/18 | at Berea College | L | 26 | 33 |
| 2/3 | BEREA COLLEGE | W | 40 | 37 |
| 2/6 | at Kentucky Wesleyan | L | 25 | 37 |
| 2/9 | at Georgetown College | L | 28 | 31 |
| 2/12 | at Morehead State | W | 40 | 38 |
| 2/15 | CENTRE COLLEGE | W | 28 | 24 |
| 2/19 | at Western Kentucky | L | 22 | 25 |
| 2/20 | at Transylvania | W | 50 | 35 |
| 2/25 | WESTERN KENTUCKY ¹ | L | 17 | 28 |
| | vs. Union (Tenn.) ² | L | 16 | 44 |

¹ Kentucky Intercollegiate Athletic Conference (KIAC) Tournament (Richmond, Ky.)

² Southern Intercollegiate Athletic Association (SIAA) Tournament (Jackson, Miss.)

1937-38

Record: 12-7

Coach: Rome Rankin

Home: 6-4 Away: 6-3 Neutral: 0-0

| Date | Opponent | W/L | EKU | OPP |
|-------|---------------------------|-----|-----|-----|
| 12/11 | ALUMNI | W | 55 | 29 |
| 12/14 | at Georgetown College | W | 45 | 27 |
| 1/8 | at Kentucky Wesleyan | W | 39 | 37 |
| 1/10 | at Transylvania | L | 29 | 32 |
| 1/12 | MOREHEAD STATE | W | 36 | 33 |
| 1/15 | at Centre College | W | 31 | 29 |
| 1/17 | at Berea College | W | 46 | 23 |
| 1/20 | CENTRE COLLEGE | W | 30 | 23 |
| 1/22 | KENTUCKY WESLEYAN | W | 36 | 25 |
| 1/28 | at Western Kentucky | L | 34 | 51 |
| 1/29 | at Murray State | L | 42 | 53 |
| 2/2 | GEORGETOWN COLLEGE | W | 36 | 24 |
| 2/5 | BEREA COLLEGE | L | 29 | 32 |
| 2/8 | MURRAY STATE | L | 17 | 32 |
| 2/12 | WESTERN KENTUCKY | L | 21 | 34 |
| 2/14 | at Morehead State | W | 36 | 33 |
| 2/16 | at Louisville | W | 37 | 35 |
| 2/19 | TRANSYLVANIA | W | 35 | 32 |
| 2/25 | MURRAY STATE ¹ | L | 37 | 54 |

¹ Kentucky Intercollegiate Athletic Conference (KIAC) Tournament (Richmond, Ky.)

1938-39

Record: 11-5

Coach: Rome Rankin

Home: 6-2 Away: 5-3 Neutral: 0-0

| Date | Opponent | W/L | EKU | OPP |
|-------|----------------------|-----|-----|-----|
| 12/14 | at Louisville | W | 46 | 42 |
| 1/7 | at Kentucky Wesleyan | W | 48 | 25 |
| 1/11 | at Morehead State | L | 35 | 50 |
| 1/14 | at Berea College | W | 41 | 32 |
| 1/16 | at Western Kentucky | L | 29 | 42 |
| 1/18 | UNION COLLEGE | W | 32 | 28 |
| 1/20 | at Transylvania | W | 34 | 28 |
| 1/28 | WESTERN KENTUCKY | L | 37 | 49 |
| 1/30 | KENTUCKY WESLEYAN | W | 54 | 43 |
| 2/3 | BEREA COLLEGE | W | 53 | 39 |



| | | | | |
|------|-------------------------------|---|----|----|
| 2/10 | MOREHEAD STATE | W | 48 | 30 |
| 2/13 | at Centre College | W | 44 | 27 |
| 2/14 | TRANSYLVANIA | W | 40 | 29 |
| 2/16 | at Union College | L | 37 | 40 |
| 2/18 | CENTRE COLLEGE | W | 42 | 26 |
| 2/23 | WESTERN KENTUCKY ¹ | L | 26 | 50 |

¹ Kentucky Intercollegiate Athletic Conference (KIAC) Tournament (Richmond, Ky.)

1939-40

Record: 16-2

Coach: Rome Rankin

Home: 10-1 Away: 6-1 Neutral: 0-0

| Date | Opponent | W/L | EKU | OPP |
|------|-----------------------------|-----|-----|-----|
| | CENTRAL MICHIGAN | W | 24 | 20 |
| | LOUISVILLE | W | 52 | 27 |
| | at Kentucky Wesleyan | W | 70 | 36 |
| | at Morehead State | W | 46 | 39 |
| | at Berea College | W | 50 | 38 |
| | MOREHEAD STATE | W | 41 | 35 |
| | WESTERN KENTUCKY | W | 45 | 32 |
| | KENTUCKY WESLEYAN | W | 51 | 37 |
| | at Transylvania | W | 41 | 35 |
| | at Western Kentucky | L | 33 | 53 |
| | at Centre College | W | 51 | 34 |
| | BEREA COLLEGE | W | 46 | 38 |
| | at Union College | W | 56 | 48 |
| | TRANSYLVANIA | W | 42 | 27 |
| | CENTRE COLLEGE | W | 50 | 35 |
| | UNION COLLEGE | W | 53 | 35 |
| | LOUISVILLE ¹ | W | 48 | 40 |
| | MOREHEAD STATE ¹ | L | 30 | 46 |

¹ Kentucky Intercollegiate Athletic Conference (KIAC) Tournament (Richmond, Ky.)

1940-41

Record: 10-5

Coach: Rome Rankin

Home: 6-3 Away: 4-2 Neutral: 0-0

| Date | Opponent | W/L | EKU | OPP |
|------|---------------------------|-----|-----|-----|
| | MARYVILLE COLLEGE | W | 45 | 25 |
| | CENTRAL MICHIGAN | W | 35 | 30 |
| | at Centre College | W | 45 | 31 |
| | at Western Kentucky | L | 27 | 61 |
| | BEREA COLLEGE | L | 42 | 45 |
| | at Kentucky Wesleyan | W | 50 | 42 |
| | at Union College | W | 34 | 31 |
| | at Morehead State | L | 37 | 38 |
| | WESTERN KENTUCKY | L | 40 | 59 |
| | KENTUCKY WESLEYAN | W | 63 | 45 |
| | CENTRE COLLEGE | W | 60 | 50 |
| | at Berea College | W | 63 | 55 |
| | MOREHEAD STATE | W | 57 | 44 |
| | UNION COLLEGE | W | 48 | 45 |
| | MURRAY STATE ¹ | L | 40 | 64 |

¹ Kentucky Intercollegiate Athletic Conference (KIAC) Tournament (Richmond, Ky.)

1941-42

Record: 11-5

Coach: Rome Rankin

Home: 7-2 Away: 4-3 Neutral: 0-0

| Date | Opponent | W/L | EKU | OPP |
|-------|----------------------|-----|-----|-----|
| 12/19 | GEORGETOWN COLLEGE | W | 47 | 42 |
| 1/9 | at Morehead State | L | 37 | 56 |
| 1/15 | at Centre College | W | 55 | 52 |
| 1/17 | at Union College | L | 28 | 38 |
| 1/21 | BEREA COLLEGE | W | 63 | 41 |
| 1/24 | at Kentucky Wesleyan | W | 58 | 40 |

| | | | | |
|------|-----------------------------|---|----|----|
| 1/31 | at Western Kentucky | L | 31 | 45 |
| 2/2 | KENTUCKY WESLEYAN | W | 43 | 29 |
| 2/6 | at Georgetown College | W | 50 | 49 |
| 2/7 | at Berea College | W | 43 | 41 |
| 2/11 | MOREHEAD STATE | W | 52 | 49 |
| 2/14 | WESTERN KENTUCKY | L | 40 | 43 |
| 2/17 | CENTRE COLLEGE | W | 37 | 32 |
| 2/21 | UNION COLLEGE | W | 46 | 38 |
| | MOREHEAD STATE ¹ | W | 47 | 44 |
| | UNION COLLEGE ¹ | L | 37 | 40 |

¹ Kentucky Intercollegiate Athletic Conference (KIAC) Tournament (Richmond, Ky.)

1942-43

Record: 12-5

Coach: Rome Rankin

Home: 8-2 Away: 4-3 Neutral: 0-0

| Date | Opponent | W/L | EKU | OPP |
|-------|-----------------------------|-----|-----|-----|
| 12/5 | KENTUCKY WESLEYAN | W | 37 | 29 |
| 12/8 | DARNELL HOSPITAL | W | 87 | 18 |
| 12/11 | BAPTIST SEMINARY | W | 62 | 22 |
| 12/16 | GEORGETOWN COLLEGE | W | 51 | 38 |
| 1/9 | WESTERN KENTUCKY | L | 47 | 61 |
| 1/13 | at Georgetown College | W | 46 | 45 |
| 1/16 | at Berea College | L | 43 | 46 |
| 1/20 | MOREHEAD STATE | W | 54 | 29 |
| 1/23 | at Western Kentucky | L | 38 | 62 |
| 1/27 | at Transylvania | W | 64 | 35 |
| 1/30 | at Union College | W | 43 | 40 |
| 2/3 | BEREA COLLEGE | W | 54 | 34 |
| 2/4 | at Kentucky Wesleyan | L | 49 | 54 |
| 2/6 | TRANSYLVANIA | W | 85 | 32 |
| 2/10 | at Morehead State | W | 55 | 52 |
| 2/20 | UNION COLLEGE | W | 52 | 46 |
| | MOREHEAD STATE ¹ | L | 64 | 66 |

¹ Kentucky Intercollegiate Athletic Conference (KIAC) Tournament (Richmond, Ky.)

1943-44

Record: 0-0

No team due to WWII

1944-45

Record: 20-5

Coach: Rome Rankin

Home: 10-2 Away: 6-2 Neutral: 4-1

| Date | Opponent | W/L | EKU | OPP |
|-------|-----------------------------------|-----|-----|-----|
| 11/18 | WILMINGTON COLLEGE | W | 61 | 26 |
| 11/28 | at Georgetown College | W | 68 | 33 |
| 11/30 | at Lincoln Memorial | W | 71 | 36 |
| 12/1 | at Carson-Newman | W | 57 | 19 |
| 12/2 | at Milligan College | W | 51 | 39 |
| 12/9 | BEREA COLLEGE | W | 56 | 47 |
| 1/5 | GODMAN ARMY AIRFIELD | W | 51 | 35 |
| 1/8 | GEORGETOWN COLLEGE | W | 61 | 29 |
| 1/9 | ARKANSAS STATE | W | 87 | 17 |
| 1/13 | MURRAY STATE | W | 62 | 43 |
| 1/17 | MOREHEAD STATE | W | 48 | 30 |
| 1/20 | MILLIGAN COLLEGE | W | 68 | 44 |
| 1/24 | at Louisville | L | 42 | 74 |
| 1/27 | BEREA COLLEGE | W | 60 | 56 |
| 1/31 | at Morehead State | L | 44 | 48 |
| 2/3 | at Murray State | W | 47 | 45 |
| 2/5 | at Western Kentucky | W | 44 | 36 |
| 2/10 | LOUISVILLE | L | 40 | 60 |
| 2/14 | LINCOLN MEMORIAL | W | 73 | 30 |
| 2/17 | WESTERN KENTUCKY | L | 42 | 48 |
| 2/24 | vs. Lincoln Memorial ¹ | W | 56 | 47 |

History of the Colonel

Eastern Kentucky University athletic teams were known as the Maroons until 1966 and even survived one attempt to alter the school mascot to the Leopards.

In 1963, Eastern Kentucky University President Robert Martin was at a loss as to how he could create a physical "Maroon" to excite the audience. A man of vision and intelligence, Martin began searching for a mascot that would embody the glorious Bluegrass State.

He found it in the honorable Kentucky Colonel.

The military title of "Colonel" had begun being used as an honorary title in the state by the late 1800s and by 1931 the now-famous Honorable Order of Kentucky Colonels had been formed.

The finger-lickin' Colonel Harlan D. Sanders himself was inducted in 1935.

Like Minutemen of Massachusetts and Sooners of Oklahoma, the Kentucky breed of Colonel was a unique symbol of the state and so Martin selected it to accompany the school color as Eastern's mascot.

Further cementing the connection with Eastern was the fact that Centre College's mascot was already the Colonel and a faction of that school had occupied the Richmond campus before Eastern's founding.

—Courtesy of The Eastern Progress



EKU unveiled a new set of athletic logos in the spring of 2006 and followed by designing a new mascot. The Colonel began sporting a new costume in 2013-14.

| | | | | |
|------|---|-------|----|----|
| 3/ | vs. Simpson College (Iowa) ² | W | 64 | 42 |
| 3/ | vs. Central Methodist ² | W(OT) | 50 | 48 |
| 3/16 | vs. Pepperdine College ² | L | 34 | 52 |
| 3/17 | vs. Southern Illinois ² | W | 56 | 49 |

¹at Harlan, Ky.

²National Association of Intercollegiate Basketball (NAIB) Tournament (Kansas City, Mo.)

1945-46

Record: 21-3

Coach: Rome Rankin

Home: 9-0 Away: 8-2 Neutral: 4-1

| Date | Opponent | W/L | EKU | OPP |
|-------|-------------------------------------|-----|-----|-----|
| 12/3 | BEREA COLLEGE | W | 91 | 29 |
| 12/5 | GEORGETOWN COLLEGE | W | 60 | 27 |
| 12/8 | vs. Bowling Green ¹ | L | 44 | 64 |
| 12/10 | at Kentucky Wesleyan | W | 74 | 53 |
| 12/28 | vs. Hamline University ² | W | 55 | 45 |
| 12/29 | vs. Kansas State ² | W | 54 | 47 |
| 1/5 | at Xavier University | W | 49 | 41 |
| 1/11 | MURRAY STATE | W | 71 | 66 |
| 1/14 | at Western Kentucky | W | 45 | 35 |
| 1/17 | XAVIER UNIVERSITY | W | 67 | 46 |
| 1/19 | at Louisville | L | 38 | 71 |
| 1/21 | at Georgetown College | W | 76 | 42 |
| 1/23 | at Morehead State | W | 63 | 62 |
| 1/26 | at Berea College | W | 78 | 41 |
| 1/30 | KENTUCKY WESLEYAN | W | 72 | 54 |
| 2/1 | at Murray State | W | 49 | 42 |
| 2/2 | at Evansville | L | 44 | 47 |
| 2/6 | LOUISVILLE | W | 60 | 49 |
| 2/9 | EVANSVILLE | W | 64 | 50 |
| 2/13 | MOREHEAD STATE | W | 46 | 41 |
| 2/16 | WESTERN KENTUCKY | W | 46 | 44 |
| 2/22 | vs. Kentucky Wesleyan ³ | W | 53 | 44 |
| 2/23 | vs. Morehead State ³ | W | 45 | 43 |
| 2/23 | at Louisville ³ | W | 66 | 51 |

¹at Cincinnati Music Hall

²Kansas City Tournament

³Kentucky Intercollegiate Athletic Conference (KIAC) Tournament (Louisville, Ky.)

1946-47

Record: 21-4

Coach: Paul S. McBrayer

Home: 7-0 Away: 6-2 Neutral: 8-2

| Date | Opponent | W/L | EKU | OPP |
|-------|-----------------------------|-----|-----|-----|
| 12/7 | vs. Akron ¹ | W | 42 | 40 |
| 12/10 | vs. Pepperdine ² | W | 54 | 49 |
| 12/13 | at Georgetown College | W | 59 | 40 |
| 12/20 | vs. Baylor ² | W | 66 | 61 |
| 12/27 | vs. Toronto ² | W | 68 | 31 |
| 1/1 | vs. Tulsa ² | W | 57 | 32 |
| 1/4 | at Kentucky Wesleyan | W | 74 | 50 |
| 1/9 | MURRAY STATE | W | 57 | 52 |
| 1/11 | at Centre College | W | 43 | 29 |
| 1/15 | MOREHEAD STATE | W | 74 | 57 |
| 1/18 | at Davis & Elkins College | W | 96 | 38 |
| 1/20 | at Murray State | L | 43 | 45 |
| 1/22 | GEORGETOWN COLLEGE | W | 67 | 44 |
| 1/28 | at Berea College | W | 76 | 27 |
| 1/29 | KENTUCKY WESLEYAN | W | 61 | 48 |
| 1/31 | at Morehead State | W | 59 | 48 |
| 2/3 | CENTRE COLLEGE | W | 73 | 40 |
| 2/5 | at Western Kentucky | L | 47 | 81 |
| 2/11 | vs. Manhattan ² | L | 56 | 62 |
| 2/13 | BEREA COLLEGE | W | 52 | 37 |
| 2/15 | WESTERN KENTUCKY | W | 49 | 46 |

| | | | | |
|------|-----------------------------------|---|----|----|
| 2/20 | vs. Transylvania ³ | W | 68 | 38 |
| 2/21 | vs. Murray State ³ | W | 59 | 50 |
| 2/22 | vs. Morehead State ³ | W | 60 | 35 |
| 2/22 | vs. Western Kentucky ³ | L | 37 | 54 |

¹at Cincinnati Music Hall

²at Louisville Armory

³Kentucky Intercollegiate Athletic Conference (KIAC) Tournament (Louisville, Ky.)

1947-48

Record: 17-8

Coach: Paul S. McBrayer

Home: 6-2 Away: 4-2 Neutral: 7-4

| Date | Opponent | W/L | EKU | OPP |
|-------|-------------------------------------|-----|-----|-----|
| 12/6 | vs. Southern Methodist ¹ | L | 45 | 66 |
| 12/12 | vs. Denver ¹ | L | 49 | 53 |
| 12/13 | vs. Furman University ² | W | 73 | 49 |
| 12/17 | LOUISVILLE | L | 55 | 56 |
| 12/19 | vs. Villanova ¹ | W | 56 | 54 |
| 12/22 | at Murray State | W | 46 | 43 |
| 12/26 | vs. South Dakota ¹ | W | 70 | 49 |
| 12/27 | vs. Furman University ³ | W | 85 | 40 |
| 1/3 | FRANKLIN COLLEGE | W | 65 | 42 |
| 1/7 | KENTUCKY WESLEYAN | W | 63 | 47 |
| 1/9 | vs. Valparaiso ¹ | W | 58 | 53 |
| 1/16 | at Morehead State | W | 53 | 48 |
| 1/17 | MURRAY STATE | W | 51 | 42 |
| 1/24 | at Kentucky Wesleyan | W | 67 | 57 |
| 1/28 | at Louisville | L | 62 | 73 |
| 1/31 | WESTERN KENTUCKY | L | 42 | 49 |
| 2/4 | GEORGETOWN COLLEGE | W | 76 | 40 |
| 2/7 | at Berea College | W | 58 | 45 |
| 2/11 | BEREA COLLEGE | W | 94 | 46 |
| 2/12 | MOREHEAD STATE | W | 72 | 53 |
| 2/14 | vs. Indiana State ¹ | W | 59 | 51 |
| 2/21 | at Western Kentucky | L | 51 | 65 |
| 2/26 | vs. Morehead State ⁴ | W | 66 | 40 |
| 2/27 | vs. Western Kentucky ⁴ | L | 52 | 62 |
| 2/28 | vs. Murray State ⁴ | L | 77 | 78 |

¹at Louisville Armory

²at Cincinnati Music Hall

³at Tampa, Fla.

⁴Kentucky Intercollegiate Athletic Conference (KIAC) Tournament (Louisville, Ky.)

1948-49

Record: 17-4 (7-3 OVC)

Coach: Paul S. McBrayer

Home: 7-1 Away: 8-2 Neutral: 2-1

| Date | Opponent | W/L | EKU | OPP |
|-------|-------------------------|-----|-----|-----|
| 11/27 | INDIANA CENTRAL COLLEGE | W | 65 | 55 |
| 12/4 | at Dayton | W | 48 | 40 |
| 12/10 | KANSAS STATE | W | 77 | 45 |
| 12/11 | at Kentucky Wesleyan | W | 81 | 53 |
| 12/15 | WESTERN KENTUCKY* | L | 53 | 56 |
| 12/18 | EVANSVILLE* | W | 85 | 63 |
| 12/28 | at Toledo | W | 57 | 53 |
| 12/29 | at Toledo | W | 42 | 40 |
| 12/30 | at Geneva College | W | 68 | 44 |
| 1/8 | at Murray State* | W | 65 | 42 |
| 1/11 | MOREHEAD STATE* | W | 65 | 31 |
| 1/15 | MURRAY STATE* | W | 43 | 40 |
| 1/20 | at Evansville* | L | 57 | 61 |
| 1/22 | at Louisville* | L | 52 | 66 |
| 1/29 | at Western Kentucky* | W | 42 | 40 |
| 2/2 | KENTUCKY WESLEYAN | W | 89 | 46 |
| 2/8 | at Morehead State* | W | 62 | 50 |
| 2/12 | LOUISVILLE* | W | 53 | 49 |

| | | | | |
|------|-----------------------------------|---|----|----|
| 2/24 | vs. Murray State ¹ | W | 73 | 41 |
| 2/26 | vs. Western Kentucky ¹ | L | 54 | 70 |
| 2/26 | vs. Morehead State ¹ | W | 64 | 44 |

*Ohio Valley Conference Game

¹Ohio Valley Conference Tournament (Louisville, Ky.)

1949-50

Record: 16-6 (7-3 OVC)

Coach: Paul S. McBrayer

OVC Tournament Champions

Home: 7-2 Away: 6-4 Neutral: 3-0

| Date | Opponent | W/L | EKU | OPP |
|-------|-----------------------------------|-------|-----|-----|
| 12/2 | INDIANA CENTRAL | W | 66 | 53 |
| 12/3 | BELOIT COLLEGE | W | 51 | 48 |
| 12/13 | LOUISVILLE | W | 62 | 54 |
| 12/14 | EVANSVILLE* | W | 67 | 62 |
| 12/16 | at Bowling Green | W | 64 | 55 |
| 12/17 | at Toledo | L | 52 | 59 |
| 12/28 | at Beloit College | L | 57 | 58 |
| 12/30 | at Baldwin-Wallace College | W | 57 | 54 |
| 1/4 | at Morehead State* | W | 50 | 43 |
| 1/7 | at Western Kentucky* | L | 61 | 86 |
| 1/9 | MURRAY STATE* | W | 59 | 50 |
| 1/14 | at Marshall* | W | 65 | 49 |
| 1/18 | at Louisville | L | 62 | 73 |
| 1/21 | WESTERN KENTUCKY* | L | 51 | 69 |
| 2/1 | MOREHEAD STATE* | L | 56 | 59 |
| 2/4 | at Evansville* | W | 72 | 66 |
| 2/6 | at Murray State* | W | 58 | 52 |
| 2/10 | MARSHALL* | W | 71 | 55 |
| 2/15 | DAYTON | W | 72 | 55 |
| 2/23 | vs. Evansville ¹ | W | 54 | 52 |
| 2/24 | vs. Marshall ¹ | W(OT) | 66 | 62 |
| 2/25 | vs. Western Kentucky ¹ | W | 62 | 50 |

*Ohio Valley Conference Game

¹Ohio Valley Conference Tournament (Louisville, Ky.)

1950-51

Record: 18-8 (8-3 OVC)

Coach: Paul S. McBrayer

Home: 12-1 Away: 4-6 Neutral: 2-1

| Date | Opponent | W/L | EKU | OPP |
|-------|----------------------------|-------|-----|-----|
| 11/27 | at Virginia Tech | W | 57 | 50 |
| 12/1 | INDIANA CENTRAL | W | 80 | 46 |
| 12/7 | BRIGHAM YOUNG | L | 58 | 63 |
| 12/9 | GENEVA COLLEGE | W | 78 | 51 |
| 12/14 | at North Carolina State | L(OT) | 64 | 65 |
| 12/15 | DAYTON | W | 72 | 66 |
| 12/20 | NORTH CAROLINA | W | 85 | 62 |
| 12/23 | at Toledo | L | 62 | 63 |
| 12/29 | MIAMI (OHIO) | W | 70 | 60 |
| 12/30 | BELOIT COLLEGE | W | 73 | 64 |
| 1/3 | MOREHEAD STATE* | W | 55 | 49 |
| 1/6 | at Evansville* | L | 63 | 67 |
| 1/8 | at Murray State* | W | 60 | 59 |
| 1/12 | at John Carroll University | W | 90 | 71 |
| 1/13 | TENNESSEE TECH* | W | 67 | 46 |
| 1/17 | MARSHALL* | W | 87 | 61 |
| 1/24 | at Dayton | L | 60 | 76 |
| 1/27 | MURRAY STATE* | W | 60 | 51 |
| 1/31 | at Morehead State* | L | 74 | 84 |
| 2/3 | WESTERN KENTUCKY* | W | 84 | 70 |
| 2/10 | at Marshall* | W | 79 | 75 |
| 2/14 | EVANSVILLE* | W | 71 | 62 |
| 2/17 | at Western Kentucky* | L | 80 | 84 |
| 2/22 | vs. Marshall ¹ | W | 91 | 54 |



| | | | | |
|------|-------------------------------|---|----|----|
| 2/23 | vs. Evansville ¹ | W | 64 | 61 |
| 2/24 | vs. Murray State ¹ | L | 83 | 92 |

* Ohio Valley Conference Game

¹ Ohio Valley Conference Tournament (Louisville, Ky.)

1951-52

Record: 13-11 (10-2 OVC)

Coach: Paul S. McBrayer

Home: 9-2 Away: 4-8 Neutral: 0-1

| Date | Opponent | W/L | EKU | OPP |
|-------|-------------------------------|-----|-----|-----|
| 11/26 | XAVIER UNIVERSITY | W | 85 | 54 |
| 11/29 | at Evansville* | W | 71 | 45 |
| 12/1 | VIRGINIA TECH | W | 95 | 43 |
| 12/8 | MARSHALL* | W | 78 | 73 |
| 12/12 | LOUISVILLE | L | 70 | 72 |
| 12/15 | at North Carolina State | L | 58 | 70 |
| 12/17 | EVANSVILLE* | W | 86 | 66 |
| 12/22 | at Toledo | L | 50 | 59 |
| 1/3 | at Morehead State* | W | 97 | 60 |
| 1/7 | MURRAY STATE* | W | 84 | 65 |
| 1/10 | TENNESSEE TECH* | W | 86 | 60 |
| 1/12 | at La Salle University | L | 56 | 77 |
| 1/14 | at Seton Hall | L | 52 | 69 |
| 1/16 | at Dayton | L | 73 | 90 |
| 1/19 | at Western Kentucky* | L | 63 | 69 |
| 1/26 | at Murray State* | L | 65 | 79 |
| 1/31 | MOREHEAD STATE* | W | 86 | 79 |
| 2/2 | at Louisville | L | 73 | 78 |
| 2/4 | UNIVERSITY OF TAMPA | W | 121 | 69 |
| 2/6 | at Tennessee Tech* | W | 63 | 52 |
| 2/9 | WESTERN KENTUCKY* | W | 73 | 62 |
| 2/14 | DAYTON | L | 59 | 60 |
| 2/16 | at Marshall* | W | 77 | 68 |
| 2/21 | vs. Murray State ¹ | L | 59 | 69 |

* Ohio Valley Conference Game

¹ Ohio Valley Conference Tournament (Louisville, Ky.)

1952-53

Record: 16-9 (9-1 OVC)

Coach: Paul S. McBrayer

**OVC Regular Season Champions
NCAA Tournament**

Home: 10-1 Away: 5-6 Neutral: 1-2

| Date | Opponent | W/L | EKU | OPP |
|-------|-----------------------------------|-------|-----|-----|
| 11/29 | GEORGETOWN COLLEGE | W | 66 | 41 |
| 12/6 | at Middle Tennessee* | W | 73 | 67 |
| 12/8 | at Tennessee Tech* | W | 94 | 69 |
| 12/10 | VIRGINIA TECH | W | 83 | 42 |
| 12/13 | at North Carolina State | L | 75 | 88 |
| 12/17 | at Dayton | L | 62 | 72 |
| 12/27 | BRIGHAM YOUNG | W | 69 | 67 |
| 1/3 | at Toledo | W | 79 | 68 |
| 1/6 | MIDDLE TENNESSEE* | W | 101 | 63 |
| 1/10 | LOUISVILLE | W | 91 | 85 |
| 1/13 | at Morehead State* | W | 83 | 73 |
| 1/17 | WESTERN KENTUCKY* | W | 78 | 69 |
| 1/24 | MURRAY STATE* | W | 74 | 65 |
| 1/26 | at Xavier University | L | 68 | 80 |
| 1/31 | at La Salle University | L | 67 | 89 |
| 2/2 | TENNESSEE TECH* | W | 89 | 67 |
| 2/7 | at Western Kentucky* | L | 76 | 86 |
| 2/10 | MOREHEAD STATE* | W | 96 | 69 |
| 2/14 | XAVIER UNIVERSITY | W | 91 | 74 |
| 2/18 | at Louisville | L | 66 | 68 |
| 2/21 | at Murray State* | W | 96 | 68 |
| 2/26 | DAYTON | L(OT) | 68 | 73 |
| 2/27 | vs. Murray State ¹ | W | 52 | 43 |
| 2/28 | vs. Western Kentucky ¹ | L | 60 | 70 |



The 1952-53 Eastern Kentucky team was the first-ever to play in the NCAA tournament.

| | | | | |
|------|-----------------------------|---|----|----|
| 3/10 | vs. Notre Dame ² | L | 57 | 72 |
|------|-----------------------------|---|----|----|

* Ohio Valley Conference Game

¹ Ohio Valley Conference Tournament (Louisville, Ky.)

² NCAA Tournament (Fort Wayne, Ind.)

--- Leading Scorer ---

Elmer Tolson (Sr., F, 17.6 ppg)

1953-54

Record: 7-16 (4-6 OVC)

Coach: Paul S. McBrayer

Home: 2-5 Away: 3-8 Neutral: 2-3

| Date | Opponent | W/L | EKU | OPP |
|-------|------------------------------------|-----|-----|-----|
| 11/28 | at Centre College | W | 78 | 55 |
| 12/1 | MIDDLE TENNESSEE* | L | 59 | 60 |
| 12/5 | at Dayton | L | 65 | 73 |
| 12/8 | TENNESSEE TECH* | W | 112 | 82 |
| 12/12 | at North Carolina State | L | 60 | 83 |
| 12/16 | MOREHEAD STATE* | L | 94 | 96 |
| 12/28 | vs. Siena College ¹ | W | 74 | 58 |
| 12/29 | vs. Western Kentucky ¹ | L | 78 | 81 |
| 12/30 | vs. Xavier University ¹ | L | 67 | 86 |
| 1/2 | at Toledo | L | 81 | 89 |
| 1/9 | at Louisville | L | 70 | 86 |
| 1/16 | at Western Kentucky* | L | 78 | 122 |
| 1/18 | XAVIER UNIVERSITY | L | 63 | 79 |
| 1/23 | at Murray State* | L | 73 | 91 |
| 1/30 | at Tennessee Tech* | W | 90 | 61 |
| 2/1 | at Middle Tennessee* | W | 83 | 79 |
| 2/6 | WESTERN KENTUCKY* | W | 63 | 54 |
| 2/10 | at Morehead State* | L | 88 | 101 |
| 2/13 | at Xavier University | L | 61 | 78 |
| 2/20 | MURRAY STATE* | L | 86 | 93 |
| 2/25 | vs. Middle Tennessee ² | W | 95 | 69 |
| 2/26 | vs. Western Kentucky ² | L | 69 | 85 |
| 3/3 | LOUISVILLE | L | 77 | 93 |

¹ KIT (Louisville, Ky.)

* Ohio Valley Conference Game

² Ohio Valley Conference Tournament (Louisville, Ky.)

--- Leading Scorer ---

Tom Holbrook (Sr., G, 17.8 ppg)

1954-55

Record: 15-8 (6-4 OVC)

Coach: Paul S. McBrayer

OVC Tournament Champions

Home: 8-1 Away: 4-7 Neutral: 3-0

| Date | Opponent | W/L | EKU | OPP |
|-------|-----------------------------------|--------|-----|-----|
| 12/1 | CENTRE COLLEGE | W | 87 | 48 |
| 12/4 | at Louisville | L | 77 | 89 |
| 12/6 | at Tennessee Tech* | L(5OT) | 80 | 85 |
| 12/11 | at North Carolina State | L | 53 | 66 |
| 12/13 | XAVIER UNIVERSITY | W | 60 | 46 |
| 12/20 | at Virginia | W | 84 | 74 |
| 12/27 | vs. Western Kentucky ¹ | W | 84 | 81 |
| 12/28 | at Louisville ¹ | L | 77 | 93 |
| 1/1 | at Toledo | W | 77 | 70 |
| 1/10 | TENNESSEE TECH* | W | 84 | 68 |
| 1/12 | at Morehead State* | W(OT) | 97 | 93 |
| 1/15 | WESTERN KENTUCKY* | L | 78 | 84 |
| 1/17 | MIDDLE TENNESSEE* | W | 108 | 84 |
| 1/22 | at Xavier University | L | 72 | 86 |
| 1/29 | MURRAY STATE* | W | 104 | 63 |
| 2/5 | at Western Kentucky* | L | 76 | 98 |
| 2/7 | at Middle Tennessee* | W | 109 | 69 |
| 2/9 | LOUISVILLE | W(OT) | 79 | 77 |
| 2/12 | MOREHEAD STATE* | W | 81 | 73 |
| 2/15 | LOYOLA UNIVERSITY (LA.) | W | 120 | 91 |
| 2/19 | at Murray State* | L(OT) | 77 | 83 |
| 2/25 | vs. Morehead State ² | W | 91 | 76 |
| 2/26 | vs. Murray State ² | W | 76 | 59 |

¹ KIT (Louisville, Ky.)

* Ohio Valley Conference Game

² Ohio Valley Conference Tournament (Louisville, Ky.)

--- Leading Scorer ---

Jack Adams (Jr., F, 23.2 ppg)

1955-56

Record: 9-16 (3-7 OVC)

Coach: Paul S. McBrayer

Home: 4-4 Away: 3-10 Neutral: 2-2

| Date | Opponent | W/L | EKU | OPP |
|-------|-------------------------|-----|-----|-----|
| 12/1 | UNION COLLEGE | W | 116 | 88 |
| 12/3 | MIDDLE TENNESSEE* | W | 82 | 69 |
| 12/7 | MOREHEAD STATE* | L | 81 | 87 |
| 12/10 | at North Carolina State | L | 74 | 83 |
| 12/14 | XAVIER UNIVERSITY | L | 65 | 88 |

| | | | | |
|-------|--------------------------------|-------|----|-----|
| 12/16 | vs. Mississippi ¹ | L | 92 | 95 |
| 12/17 | vs. Auburn ¹ | W | 93 | 71 |
| 12/27 | vs. Bowling Green ² | W | 94 | 65 |
| 12/28 | vs. Murray State ² | L | 87 | 98 |
| 12/29 | at Louisville ² | L | 70 | 99 |
| 12/31 | at Toledo | L | 68 | 86 |
| 1/5 | at Middle Tennessee* | W | 88 | 75 |
| 1/7 | at Tennessee Tech* | L | 67 | 71 |
| 1/10 | at Morehead State* | L | 68 | 90 |
| 1/14 | WESTERN KENTUCKY* | L | 67 | 73 |
| 1/21 | at Louisville | L | 83 | 100 |
| 1/27 | at Murray State* | L | 74 | 85 |
| 1/28 | at Loyola University Chicago | W | 76 | 72 |
| 1/30 | TENNESSEE TECH* | L | 77 | 82 |
| 2/6 | at Western Kentucky* | L(OT) | 92 | 93 |
| 2/11 | at Loyola University (La.) | W | 80 | 69 |
| 2/18 | MURRAY STATE* | W | 97 | 89 |
| 2/21 | LOUISVILLE | W | 86 | 84 |
| 2/23 | at Xavier University | L | 72 | 93 |
| 2/25 | at Dayton | L | 76 | 90 |

¹Blue-Gray Tournament (Montgomery, Ala.)

²KIT (Louisville, Ky.)

*Ohio Valley Conference Game

--- Leading Scorer ---

Jack Adams (Sr., F, 22.7ppg)

1956-57

Record: 7-15 (4-6 OVC)

Coach: Paul S. McBrayer

Home: 5-5 Away: 2-10 Neutral: 0-0

| Date | Opponent | W/L | EKU | OPP |
|-------|-------------------------|-------|-----|-----|
| 12/4 | LOUISVILLE | L | 54 | 73 |
| 12/8 | at Alabama | L | 88 | 103 |
| 12/10 | EVANSVILLE | W | 84 | 81 |
| 12/17 | at North Carolina State | L | 73 | 90 |
| 1/5 | at Tennessee Tech* | W | 75 | 73 |
| 1/7 | at Middle Tennessee* | W | 63 | 62 |
| 1/12 | at Western Kentucky* | L | 71 | 91 |
| 1/16 | at Louisville | L | 67 | 104 |
| 1/18 | at Cincinnati | L | 82 | 90 |
| 1/19 | at Dayton | L | 61 | 81 |
| 1/26 | MURRAY STATE* | L | 66 | 85 |
| 1/28 | at Evansville | L | 80 | 95 |
| 1/31 | QUANTICO MARINES | W(OT) | 102 | 96 |
| 2/2 | WESTERN KENTUCKY* | L | 70 | 75 |
| 2/7 | TOLEDO | W | 90 | 66 |
| 2/11 | TENNESSEE TECH* | W | 115 | 97 |
| 2/14 | MIAMI (OHIO) | L(OT) | 86 | 87 |
| 2/16 | at Murray State* | L | 77 | 91 |
| 2/18 | MIDDLE TENNESSEE* | W | 109 | 104 |
| 2/20 | at Wake Forest | L | 76 | 101 |
| 2/23 | MOREHEAD STATE* | L | 95 | 100 |
| 2/28 | at Morehead State* | L | 75 | 92 |

*Ohio Valley Conference Game

--- Leading Scorer ---

Larry Wood (So., G, 15.5 ppg)

1957-58

Record: 8-11 (3-7 OVC)

Coach: Paul S. McBrayer

Home: 7-2 Away: 1-9 Neutral: 0-0

| Date | Opponent | W/L | EKU | OPP |
|-------|-----------------------|-----|-----|-----|
| 12/9 | VILLA MADONNA COLLEGE | W | 82 | 51 |
| 12/12 | at Murray State* | L | 61 | 69 |

| | | | | |
|-------|------------------------------|-------|----|-----|
| 12/14 | at North Carolina State | L | 75 | 78 |
| 12/16 | at East Tennessee State | W | 61 | 51 |
| 12/28 | at Louisville | L | 55 | 78 |
| 1/6 | TENNESSEE TECH* | L(OT) | 52 | 53 |
| 1/11 | WESTERN KENTUCKY* | L | 80 | 89 |
| 1/15 | at Morehead State* | L | 73 | 83 |
| 1/18 | at Loyola University Chicago | L | 62 | 68 |
| 1/20 | at Middle Tennessee* | L | 76 | 77 |
| 1/22 | MURRAY STATE* | W | 72 | 64 |
| 2/1 | at Dayton | L | 48 | 75 |
| 2/5 | LOUISVILLE | W | 75 | 62 |
| 2/8 | at Tennessee Tech* | L | 62 | 64 |
| 2/10 | MIDDLE TENNESSEE* | W | 72 | 67 |
| 2/20 | MOREHEAD STATE* | W | 91 | 72 |
| 2/22 | at Western Kentucky* | L | 70 | 100 |
| 2/26 | EAST TENNESSEE STATE | W | 76 | 56 |
| 3/1 | LOYOLA UNIVERSITY (LA.) | W | 77 | 65 |

*Ohio Valley Conference Game

--- Leading Scorer ---

Larry Wood (Jr., G, 16.6 ppg)

1958-59

Record: 16-6 (10-2 OVC)

Coach: Paul S. McBrayer

OVC Regular Season Champions

NCAA Tournament

Home: 9-0 Away: 7-5 Neutral: 0-1

| Date | Opponent | W/L | EKU | OPP |
|-------|-----------------------------|-----|-----|-----|
| 12/1 | at Miami (Ohio) | W | 78 | 73 |
| 12/4 | VILLA MADONNA COLLEGE | W | 93 | 65 |
| 12/8 | at Marshall | L | 82 | 88 |
| 12/15 | BELLARMINE COLLEGE | W | 80 | 73 |
| 12/18 | LOYOLA UNIVERSITY CHICAGO | W | 64 | 59 |
| 12/20 | at Dayton | L | 68 | 69 |
| 1/3 | at Western Kentucky* | L | 75 | 76 |
| 1/5 | EAST TENNESSEE STATE* | W | 101 | 72 |
| 1/7 | at Louisville | L | 75 | 86 |
| 1/12 | at Murray State* | W | 77 | 69 |
| 1/15 | MIDDLE TENNESSEE* | W | 93 | 66 |
| 1/19 | at Tennessee Tech* | W | 81 | 75 |
| 1/22 | MOREHEAD STATE* | W | 86 | 67 |
| 2/2 | at Middle Tennessee* | W | 80 | 64 |
| 2/5 | TENNESSEE TECH* | W | 72 | 69 |
| 2/10 | at Morehead State* | W | 95 | 77 |
| 2/14 | MURRAY STATE* | W | 88 | 55 |
| 2/18 | WESTERN KENTUCKY* | W | 72 | 70 |
| 2/26 | at East Tennessee State* | L | 80 | 95 |
| 2/28 | at North Carolina State | W | 71 | 69 |
| 3/2 | at Loyola University (La.) | W | 72 | 63 |
| 3/11 | vs. Louisville ¹ | L | 63 | 77 |

¹NCAA Tournament (Lexington, Ky.)

*Ohio Valley Conference Game

--- Leading Scorer ---

Dale Moore (Sr., F, 19.7 ppg)

1959-60

Record: 14-8 (9-3 OVC)

Coach: Paul S. McBrayer

Home: 9-0 Away: 3-7 Neutral: 2-1

| Date | Opponent | W/L | EKU | OPP |
|-------|-------------------------------------|-----|-----|-----|
| 12/5 | MIAMI (OHIO) | W | 85 | 75 |
| 12/10 | at Louisville | L | 67 | 75 |
| 12/12 | MARSHALL | W | 90 | 82 |
| 12/28 | vs. Hamline University ¹ | W | 86 | 73 |

| | | | | |
|-------|-------------------------------------|--------|-----|----|
| 12/29 | vs. Louisiana Tech ¹ | W | 74 | 65 |
| 12/30 | vs. Northwestern State ¹ | L | 59 | 60 |
| 1/4 | at East Tennessee State* | W(20T) | 92 | 89 |
| 1/9 | WESTERN KENTUCKY* | W | 80 | 73 |
| 1/11 | MURRAY STATE* | W | 84 | 69 |
| 1/14 | at Middle Tennessee* | W | 88 | 69 |
| 1/18 | TENNESSEE TECH* | W | 76 | 67 |
| 1/21 | at Morehead State* | W | 106 | 80 |
| 1/23 | at North Carolina State | L | 50 | 58 |
| 1/30 | MIDDLE TENNESSEE* | W | 100 | 72 |
| 2/6 | at Tennessee Tech* | L | 73 | 80 |
| 2/11 | MOREHEAD STATE* | W | 89 | 72 |
| 2/13 | at Murray State* | L | 54 | 73 |
| 2/16 | at Western Kentucky* | L(F) | 20 | 38 |
| 2/22 | at Marshall | L | 79 | 86 |
| 2/25 | EAST TENNESSEE STATE* | W | 108 | 79 |
| 2/27 | at Dayton | L | 51 | 64 |
| 3/3 | LOUISVILLE | W | 81 | 63 |

¹Gulf-South Classic (Shreveport, La.)

(F) Forfeit

*Ohio Valley Conference Game

--- Leading Scorer ---

Carl Cole (Jr., F, 18.3 ppg)

1960-61

Record: 15-9 (9-3 OVC)

Coach: Paul S. McBrayer

OVC Regular Season Co-Champions

Home: 10-0 Away: 5-8 Neutral: 0-1

| Date | Opponent | W/L | EKU | OPP |
|-------|---------------------------------|-----|-----|-----|
| 12/1 | GEORGETOWN COLLEGE | W | 71 | 63 |
| 12/5 | MARSHALL | W | 84 | 67 |
| 12/10 | at St. Bonaventure | L | 69 | 78 |
| 12/20 | ST. MARY'S UNIV. (TEXAS) | W | 96 | 62 |
| 12/29 | at Texas A&M | L | 57 | 76 |
| 12/30 | at Texas Tech | W | 78 | 66 |
| 1/2 | EAST TENNESSEE STATE* | W | 95 | 80 |
| 1/4 | at Louisville | L | 69 | 70 |
| 1/7 | at Western Kentucky* | L | 76 | 88 |
| 1/9 | at Murray State* | W | 75 | 73 |
| 1/14 | MIDDLE TENNESSEE* | W | 90 | 63 |
| 1/26 | at Middle Tennessee* | W | 67 | 57 |
| 1/27 | at Tennessee Tech* | L | 84 | 86 |
| 2/4 | TENNESSEE TECH* | W | 94 | 68 |
| 2/8 | LOUISVILLE | W | 80 | 74 |
| 2/11 | MURRAY STATE* | W | 110 | 77 |
| 2/13 | WESTERN KENTUCKY* | W | 81 | 72 |
| 2/17 | at East Tennessee State* | W | 85 | 67 |
| 2/20 | at Miami (Ohio) | L | 81 | 96 |
| 2/23 | at Marshall | W | 70 | 58 |
| 2/25 | at Dayton | L | 71 | 79 |
| 2/28 | at Morehead State* | L | 73 | 90 |
| 3/4 | MOREHEAD STATE* | W | 67 | 54 |
| 3/6 | vs. Morehead State ¹ | L | 54 | 55 |

*Ohio Valley Conference Game

¹Ohio Valley Conference Playoff Game (Lexington Ky.)

---Leading Scorer---

Carl Cole (Sr., F, 19.3 ppg)



1961-62

Record: 11-6 (7-5 OVC)
Coaches: Paul S. McBrayer,
James E. Baechtold

Home: 8-2 Away: 3-4 Neutral: 0-0

| Date | Opponent | W/L | EKU | OPP |
|-------|------------------------------|-----|-----|-----|
| 12/9 | TRANSYLVANIA UNIVERSITY | W | 87 | 78 |
| 12/14 | NORTHWESTERN STATE | W | 102 | 77 |
| 12/18 | PHILLIPS 66 ^{ERS} | W | 105 | 80 |
| 1/4 | NEW MEXICO STATE | W | 66 | 54 |
| 1/8 | MURRAY STATE* | L | 80 | 82 |
| 1/13 | at East Tennessee State* | W | 87 | 68 |
| 1/20 | at Dayton | L | 66 | 97 |
| 1/27 | WESTERN KENTUCKY* | L | 92 | 96 |
| 2/1 | MOREHEAD STATE* ¹ | W | 93 | 85 |
| 2/3 | at Middle Tennessee* | W | 64 | 56 |
| 2/7 | TENNESSEE TECH* | W | 84 | 72 |
| 2/10 | at Murray State* | L | 66 | 75 |
| 2/17 | at Tennessee Tech* | L | 58 | 67 |
| 2/21 | MIDDLE TENNESSEE* | W | 113 | 69 |
| 2/24 | at Western Kentucky* | L | 74 | 88 |
| 3/3 | EAST TENNESSEE STATE* | W | 95 | 74 |
| 3/5 | at Morehead State* | W | 68 | 66 |

* Ohio Valley Conference Game

¹ James Baechtold's first game as EKU head coach


--- Leading Scorer ---
 Jim Werk (Jr., F, 17.2 ppg)

1962-63

Record: 9-12 (6-6 OVC)
Coach: James E. Baechtold

Home: 4-5 Away: 3-7 Neutral: 2-0

| Date | Opponent | W/L | EKU | OPP |
|-------|---------------------------------------|--------|-----|-----|
| 12/3 | MIAMI (OHIO) | L | 64 | 65 |
| 12/8 | at Dayton | L | 67 | 79 |
| 12/10 | at Toledo | L | 55 | 63 |
| 12/17 | WITTENBERG UNIVERSITY | W(3OT) | 65 | 63 |
| 12/27 | vs. Texas Christian ¹ | W | 69 | 65 |
| 12/28 | vs. Southern Mississippi ¹ | W | 73 | 68 |
| 12/29 | at Centenary College ¹ | L | 74 | 87 |
| 1/2 | at Louisville | L | 70 | 79 |
| 1/5 | at Western Kentucky* | W | 79 | 69 |
| 1/7 | at Murray State* | L | 78 | 89 |
| 1/12 | EAST TENNESSEE STATE* | L | 81 | 83 |
| 1/26 | at Tennessee Tech* | W | 87 | 82 |



The 1964-65 team scored 100 points five times on the way to the OVC title.

| | | | | |
|------|--------------------------|---|-----|----|
| 1/29 | at Morehead State* | L | 72 | 77 |
| 2/2 | MIDDLE TENNESSEE* | W | 116 | 81 |
| 2/9 | MURRAY STATE* | L | 88 | 91 |
| 2/16 | TENNESSEE TECH* | W | 74 | 64 |
| 2/20 | at Middle Tennessee* | L | 71 | 78 |
| 2/23 | WESTERN KENTUCKY* | L | 77 | 94 |
| 2/26 | MOREHEAD STATE* | W | 101 | 84 |
| 3/2 | at East Tennessee State* | W | 77 | 68 |
| 3/6 | LOUISVILLE | L | 78 | 96 |

¹ Gulf South Classic (Shreveport, La.)

* Ohio Valley Conference Game

--- Leading Scorer ---
 Ron Pickett (Sr., C, 16.9 ppg)

1963-64

Record: 15-9 (9-5 OVC)
Coach: James E. Baechtold

Home: 8-2 Away: 5-7 Neutral: 2-0

| Date | Opponent | W/L | EKU | OPP |
|-------|---------------------------------|-------|-----|-----|
| 12/2 | at Campbellsville College | W | 90 | 75 |
| 12/4 | LOUISVILLE | W | 78 | 65 |
| 12/7 | DAYTON | L | 72 | 83 |
| 12/11 | MARSHALL | W | 85 | 73 |
| 12/19 | at Syracuse | W | 90 | 72 |
| 12/21 | at St. Bonaventure | L | 63 | 87 |
| 12/27 | vs. William & Mary ¹ | W(OT) | 61 | 55 |
| 12/28 | vs. Richmond ¹ | W | 77 | 62 |
| 1/6 | WESTERN KENTUCKY* | W | 70 | 65 |
| 1/9 | AUSTIN PEAY* | W(OT) | 69 | 60 |
| 1/13 | MURRAY STATE* | W | 67 | 63 |
| 1/18 | at East Tennessee State* | L(OT) | 83 | 85 |
| 1/25 | at Louisville | L | 60 | 80 |
| 2/1 | at Tennessee Tech* | W | 86 | 63 |
| 2/4 | MOREHEAD STATE* | L | 73 | 77 |
| 2/8 | at Marshall | L | 73 | 85 |
| 2/13 | at Middle Tennessee* | L | 73 | 83 |
| 2/15 | at Murray State* | L | 87 | 93 |
| 2/18 | TENNESSEE TECH* | W | 88 | 72 |
| 2/21 | MIDDLE TENNESSEE* | W | 97 | 86 |
| 2/24 | at Austin Peay* | L | 67 | 77 |
| 2/29 | at Western Kentucky* | W | 90 | 69 |
| 3/3 | at Morehead State* | W | 71 | 66 |
| 3/7 | EAST TENNESSEE STATE* | W | 94 | 62 |

¹ Watauga Invitational (Johnson City, Tenn.)

* Ohio Valley Conference Game

--- Leading Scorer ---
 Ed Bodkin (So., F, 16.5 ppg)

1964-65

Record: 19-6 (13-1 OVC)
Coach: James E. Baechtold
OVC Regular Season Champions
NCAA Tournament

Home: 11-0 Away: 7-4 Neutral: 1-2

| Date | Opponent | W/L | EKU | OPP |
|-------|-----------------------------------|-----|-----|-----|
| 12/2 | TRANSYLVANIA UNIVERSITY | W | 72 | 52 |
| 12/5 | at Dayton | L | 71 | 73 |
| 12/9 | MARSHALL | W | 94 | 66 |
| 12/14 | SYRACUSE | W | 79 | 69 |
| 12/21 | vs. Austin Peay ¹ | W | 100 | 81 |
| 12/22 | vs. Western Kentucky ¹ | L | 73 | 82 |
| 12/30 | at Kentucky Wesleyan | L | 83 | 84 |
| 1/4 | at Morehead State* | W | 82 | 77 |
| 1/9 | AUSTIN PEAY* | W | 103 | 76 |

| | | | | |
|------|--------------------------|---|-----|----|
| 1/11 | MIDDLE TENNESSEE* | W | 99 | 69 |
| 1/16 | at Western Kentucky* | W | 95 | 70 |
| 1/18 | at Murray State* | L | 84 | 86 |
| 1/23 | KENTUCKY WESLEYAN | W | 85 | 73 |
| 1/30 | at East Tennessee State* | W | 93 | 81 |
| 2/1 | TENNESSEE TECH* | W | 108 | 90 |
| 2/6 | at Middle Tennessee* | W | 95 | 83 |
| 2/8 | at Austin Peay* | W | 69 | 64 |
| 2/13 | MURRAY STATE* | W | 103 | 73 |
| 2/15 | WESTERN KENTUCKY* | W | 80 | 69 |
| 2/20 | EAST TENNESSEE STATE* | W | 74 | 68 |
| 2/22 | at Tennessee Tech* | W | 99 | 81 |
| 2/27 | MOREHEAD STATE* | W | 100 | 85 |
| 3/1 | at Miami (Ohio) | L | 68 | 82 |
| 3/3 | at Marshall | W | 94 | 92 |
| 3/9 | vs. DePaul ² | L | 52 | 99 |

¹ Ohio Valley Conference Tournament (Louisville, Ky.)

* Ohio Valley Conference Game

² NCAA Tournament (Bowling Green, Ky.)

--- Leading Scorer ---
 Ed Bodkin (Jr., F, 22.4 ppg)

1965-66

Record: 16-9 (9-5 OVC)
Coach: James E. Baechtold

Home: 9-3 Away: 4-4 Neutral: 3-2

| Date | Opponent | W/L | EKU | OPP |
|-------|-----------------------------------|-------|-----|-----|
| 12/1 | TRANSYLVANIA UNIVERSITY | W | 91 | 54 |
| 12/4 | DAYTON | L | 69 | 72 |
| 12/11 | at Marshall | L | 75 | 88 |
| 12/16 | CENTRAL MISSOURI | W | 105 | 69 |
| 12/20 | vs. Austin Peay ¹ | W | 86 | 85 |
| 12/21 | vs. Murray State ¹ | W | 79 | 73 |
| 12/22 | vs. Western Kentucky ¹ | L | 67 | 83 |
| 12/27 | vs. William & Mary ² | L | 64 | 76 |
| 12/28 | vs. Harvard ² | W | 90 | 76 |
| 1/3 | MOREHEAD STATE* | W | 74 | 64 |
| 1/8 | at Austin Peay* | W | 101 | 96 |
| 1/10 | at Middle Tennessee* | W | 98 | 80 |
| 1/15 | MURRAY STATE* | L(OT) | 78 | 79 |
| 1/17 | WESTERN KENTUCKY* | L | 88 | 107 |
| 1/29 | at Tennessee Tech* | L | 93 | 103 |
| 1/31 | EAST TENNESSEE STATE* | W | 83 | 62 |
| 2/5 | at Morehead State* | W | 81 | 79 |
| 2/9 | MARSHALL | W | 93 | 86 |
| 2/12 | MIDDLE TENNESSEE* | W | 70 | 66 |
| 2/14 | AUSTIN PEAY* | W | 94 | 65 |
| 2/19 | at Murray State* | L | 91 | 101 |
| 2/21 | at Western Kentucky* | L | 67 | 72 |
| 2/26 | TENNESSEE TECH* | W | 97 | 77 |
| 2/28 | at East Tennessee State* | W | 75 | 69 |
| 3/2 | MIAMI (OHIO) | W | 59 | 52 |

¹ Ohio Valley Conference Tournament (Louisville, Ky.)

² Motor City Classic (Detroit, Mich.)

* Ohio Valley Conference Game

--- Leading Scorer ---
 Ed Bodkin (Sr., F, 25.2 ppg)

1966-67

Record: 5-18 (2-12 OVC)

Coach: James E. Baechtold

Home: 3-7 Away: 1-10 Neutral: 1-1

| Date | Opponent | W/L | EKU | OPP |
|-------|---------------------------------------|-------|-----|-----|
| 12/1 | TRANSYLVANIA UNIVERSITY | W | 113 | 89 |
| 12/7 | MARSHALL | L | 88 | 99 |
| 12/10 | at Dayton | L | 82 | 104 |
| 12/16 | at Virginia Tech ¹ | L | 77 | 99 |
| 12/17 | vs. Florida State ¹ | W | 81 | 59 |
| 12/19 | vs. East Tennessee State ² | L | 78 | 87 |
| 1/4 | at Marshall | L | 83 | 112 |
| 1/7 | AUSTIN PEAY* | L | 62 | 71 |
| 1/9 | MURRAY STATE* | L | 76 | 86 |
| 1/14 | at Western Kentucky* | L | 71 | 112 |
| 1/16 | at Middle Tennessee* | L | 74 | 78 |
| 1/21 | NORTHERN ILLINOIS | W | 102 | 85 |
| 1/28 | at East Tennessee State* | L | 72 | 79 |
| 2/4 | at Morehead State* | L | 75 | 91 |
| 2/6 | TENNESSEE TECH* | L | 74 | 90 |
| 2/11 | at Murray State* | W | 78 | 77 |
| 2/13 | at Austin Peay* | L | 70 | 94 |
| 2/18 | MIDDLE TENNESSEE* | W | 93 | 73 |
| 2/20 | WESTERN KENTUCKY* | L | 62 | 71 |
| 2/25 | EAST TENNESSEE STATE* | L(OT) | 84 | 87 |
| 2/27 | at Tennessee Tech* | L | 91 | 111 |
| 3/1 | at Miami (Ohio) | L(OT) | 73 | 84 |
| 3/4 | MOREHEAD STATE* | L | 77 | 90 |

¹ Virginia Tech Invitational (Blacksburg, Va.)

² Ohio Valley Conference Tournament (Louisville, Ky.)

* Ohio Valley Conference Game

--- Leading Scorer ---

Garfield Smith (Jr., C, 17.8 ppg)

1967-68

Record: 10-14 (6-8 OVC)

Coach: Guy Strong

Home: 6-4 Away: 4-9 Neutral: 0-1

| Date | Opponent | W/L | EKU | OPP |
|-------|---------------------------------------|-----|-----|-----|
| 12/1 | vs. East Tennessee State ¹ | L | 50 | 64 |
| 12/9 | DAYTON | W | 76 | 75 |
| 12/13 | MARSHALL | W | 76 | 73 |
| 12/15 | at University of Tampa | W | 95 | 89 |
| 12/16 | at Miami (Fla.) | L | 87 | 93 |
| 12/28 | at Ball State | W | 95 | 66 |
| 1/6 | at Austin Peay* | W | 88 | 83 |
| 1/8 | at Murray State* | L | 67 | 71 |
| 1/13 | WESTERN KENTUCKY* | W | 99 | 69 |
| 1/15 | MIDDLE TENNESSEE* | W | 98 | 76 |
| 1/17 | at Virginia Tech | L | 74 | 84 |
| 1/20 | at Marshall | L | 71 | 86 |
| 1/27 | EAST TENNESSEE STATE* | L | 63 | 79 |
| 1/29 | at Saint Francis University (Pa.) | L | 75 | 90 |
| 2/3 | at Morehead State* | L | 80 | 89 |
| 2/5 | at Tennessee Tech* | W | 67 | 64 |
| 2/10 | MURRAY STATE* | L | 66 | 68 |
| 2/12 | AUSTIN PEAY* | W | 91 | 79 |
| 2/17 | at Middle Tennessee* | L | 81 | 83 |
| 2/19 | at Western Kentucky* | L | 76 | 79 |
| 2/24 | at East Tennessee State* | L | 67 | 70 |

| | | | | |
|------|-----------------|--------|----|----|
| 2/26 | TENNESSEE TECH* | L | 76 | 77 |
| 2/28 | MIAMI (OHIO) | L(3OT) | 82 | 84 |
| 3/2 | MOREHEAD STATE* | W | 94 | 84 |

¹ Ohio Valley Conference Tournament (Louisville, Ky.)

* Ohio Valley Conference Game

--- Leading Scorer ---

Bobby Washington (Jr., G, 18.0 ppg)

1968-69

Record: 13-9 (7-7 OVC)

Coach: Guy Strong

Home: 9-3 Away: 4-6 Neutral: 0-0

| Date | Opponent | W/L | EKU | OPP |
|-------|---------------------------|-----|-----|-----|
| 11/30 | BALL STATE | W | 99 | 75 |
| 12/7 | at Canisius College | W | 72 | 65 |
| 12/11 | MARSHALL | W | 100 | 95 |
| 12/14 | MOREHEAD STATE* | L | 60 | 73 |
| 12/18 | TRANSYLVANIA UNIVERSITY | W | 78 | 49 |
| 12/28 | at Dayton | L | 76 | 85 |
| 1/4 | AUSTIN PEAY* | L | 67 | 73 |
| 1/6 | MURRAY STATE* | L | 77 | 78 |
| 1/11 | at Western Kentucky* | L | 60 | 73 |
| 1/13 | at Middle Tennessee* | W | 90 | 89 |
| 1/18 | at East Tennessee State* | W | 70 | 69 |
| 1/20 | TENNESSEE TECH* | W | 87 | 71 |
| 1/22 | VIRGINIA TECH | W | 73 | 65 |
| 1/30 | at Marshall | L | 79 | 81 |
| 2/3 | SAINT FRANCIS UNIV. (PA.) | W | 92 | 72 |
| 2/8 | at Morehead State* | L | 65 | 77 |
| 2/10 | WESTERN KENTUCKY* | W | 85 | 77 |
| 2/15 | at Murray State* | L | 78 | 80 |
| 2/17 | at Austin Peay* | W | 91 | 82 |
| 2/22 | MIDDLE TENNESSEE* | W | 93 | 89 |
| 3/1 | EAST TENNESSEE STATE* | W | 82 | 77 |
| 3/3 | at Tennessee Tech* | L | 87 | 92 |

* Ohio Valley Conference Game

--- Leading Scorer ---

Bobby Washington (Sr., G, 20.1 ppg)

1969-70

Record: 12-10 (8-6 OVC)

Coach: Guy Strong

Home: 9-3 Away: 3-7 Neutral: 0-0

| Date | Opponent | W/L | EKU | OPP |
|-------|------------------------|-----|-----|-----|
| 12/1 | at Michigan State | L | 85 | 89 |
| 12/6 | WESTERN CAROLINA | W | 101 | 73 |
| 12/10 | at La Salle University | L | 82 | 84 |
| 12/13 | DAYTON | L | 63 | 67 |
| 12/15 | at Morehead State* | W | 87 | 79 |
| 12/18 | GEORGIA SOUTHERN | W | 97 | 79 |
| 1/3 | at Austin Peay* | W | 112 | 96 |
| 1/5 | at Murray State* | L | 63 | 87 |
| 1/10 | WESTERN KENTUCKY* | L | 83 | 86 |
| 1/12 | MIDDLE TENNESSEE* | W | 88 | 78 |
| 1/17 | EAST TENNESSEE STATE* | L | 73 | 77 |
| 1/19 | at Tennessee Tech* | L | 93 | 94 |
| 1/21 | at Virginia Tech | L | 74 | 91 |
| 2/2 | CANISIUS COLLEGE | W | 96 | 67 |
| 2/7 | MOREHEAD STATE* | W | 70 | 69 |
| 2/9 | at Western Kentucky* | L | 77 | 88 |
| 2/14 | MURRAY STATE* | W | 79 | 78 |
| 2/16 | AUSTIN PEAY* | W | 97 | 83 |
| 2/21 | at Middle Tennessee* | L | 68 | 74 |
| 2/23 | VIRGINIA COMMONWEALTH | W | 84 | 78 |

| | | | | |
|------|--------------------------|---|-----|----|
| 2/28 | at East Tennessee State* | W | 88 | 85 |
| 3/2 | TENNESSEE TECH* | W | 104 | 80 |

* Ohio Valley Conference Game

--- Leading Scorer ---

Willie Woods (Sr., F, 18.0 ppg)

1970-71

Record: 16-8 (10-4 OVC)

Coach: Guy Strong

Home: 10-3 Away: 5-4 Neutral: 1-1

| Date | Opponent | W/L | EKU | OPP |
|-------|---------------------------------|--------|-----|-----|
| 12/1 | BEREA COLLEGE | W | 111 | 77 |
| 12/5 | at Kansas | L | 65 | 79 |
| 12/7 | HOWARD PAYNE UNIVERSITY | L | 89 | 96 |
| 12/10 | SAINT FRANCIS UNIV. (PA.) | W | 91 | 87 |
| 12/12 | VIRGINIA COMMONWEALTH | W | 107 | 80 |
| 12/17 | WESTERN CAROLINA | W | 89 | 83 |
| 12/28 | vs. Weber State ¹ | L | 76 | 83 |
| 12/29 | vs. Portland State ¹ | W | 80 | 70 |
| 1/2 | MURRAY STATE* | L | 74 | 81 |
| 1/4 | AUSTIN PEAY* | W | 115 | 89 |
| 1/9 | at Western Kentucky* | L | 64 | 83 |
| 1/11 | at Middle Tennessee* | W | 88 | 64 |
| 1/16 | at East Tennessee State* | L | 64 | 70 |
| 1/18 | TENNESSEE TECH* | W | 79 | 67 |
| 1/20 | VIRGINIA TECH | W | 86 | 79 |
| 2/2 | at Dayton | L | 86 | 110 |
| 2/6 | MOREHEAD STATE* | W | 90 | 62 |
| 2/13 | at Austin Peay* | W | 99 | 72 |
| 2/15 | at Murray State* | W | 82 | 81 |
| 2/20 | MIDDLE TENNESSEE* | W | 65 | 60 |
| 2/22 | WESTERN KENTUCKY* | L(2OT) | 93 | 94 |
| 2/27 | EAST TENNESSEE STATE* | W | 85 | 78 |
| 3/1 | at Tennessee Tech* | W | 95 | 91 |
| 3/4 | at Morehead State* | W | 76 | 74 |

¹ Evansville Invitational (Evansville, Ind.)

* Ohio Valley Conference Game

--- Leading Scorer ---

George Bryant (Jr., G, 24.7 ppg)

1971-72

Record: 15-11 (9-5 OVC)

Coach: Guy Strong

**OVC Regular Season Co-Champions
NCAA Tournament**

Home: 8-2 Away: 4-8 Neutral: 3-1

| Date | Opponent | W/L | EKU | OPP |
|-------|--|-----|-----|-----|
| 12/1 | SOUTHWESTERN LOUISIANA | W | 105 | 99 |
| 12/4 | at Florida State | L | 83 | 96 |
| 12/9 | at Saint Francis University (Pa.) | L | 74 | 96 |
| 12/13 | DAYTON | W | 98 | 91 |
| 12/27 | vs. Texas Tech ¹ | W | 95 | 92 |
| 12/29 | vs. Santa Clara University ¹ | W | 89 | 85 |
| 12/30 | at Oklahoma City University ¹ | W | 83 | 78 |
| 1/6 | at Southwestern Louisiana | L | 80 | 87 |
| 1/10 | ORAL ROBERTS | L | 96 | 102 |
| 1/15 | at Austin Peay* | W | 93 | 90 |
| 1/17 | at Murray State* | L | 69 | 72 |
| 1/22 | MIDDLE TENNESSEE* | W | 85 | 43 |
| 1/24 | WESTERN KENTUCKY* | W | 96 | 78 |
| 1/29 | at Tennessee Tech* | W | 104 | 93 |
| 1/31 | EAST TENNESSEE STATE* | L | 66 | 68 |
| 2/5 | at Morehead State* | L | 93 | 94 |
| 2/12 | MURRAY STATE* | W | 74 | 72 |



The 1971-72 Colonels defeated Morehead State in an OVC playoff game, earning the right to advance to the program's fourth NCAA Tournament.

| | | | | |
|------|---------------------------------|--------|-----|-----|
| 2/14 | AUSTIN PEAY* | W | 104 | 87 |
| 2/19 | at Western Kentucky* | L | 88 | 93 |
| 2/21 | at Middle Tennessee* | W(2OT) | 92 | 91 |
| 2/26 | at East Tennessee State* | L(OT) | 86 | 89 |
| 2/28 | TENNESSEE TECH* | W | 95 | 78 |
| 3/4 | MOREHEAD STATE* | W | 121 | 91 |
| 3/6 | at Virginia Tech | L | 75 | 103 |
| 3/8 | vs. Morehead State ² | W | 98 | 86 |
| 3/11 | vs. Florida State ³ | L | 81 | 83 |

¹ All-College Tournament (Oklahoma City, Okla.)

* Ohio Valley Conference Game

² Ohio Valley Conference Playoff Game (Frankfort, Ky.)

³ NCAA Tournament (Knoxville, Tenn.)

--- Leading Scorer ---

Charlie Mitchell (Jr., F, 22.7 ppg)

1972-73

Record: 12-13 (7-7 OVC)

Coach: Guy Strong

Home: 7-4 Away: 4-7 Neutral: 1-2

| Date | Opponent | W/L | EKU | OPP |
|-------|--|-----|-----|-----|
| 11/27 | CENTRE COLLEGE | W | 84 | 60 |
| 12/1 | at Kansas State | L | 59 | 87 |
| 12/4 | vs. Florida State ¹ | L | 70 | 87 |
| 12/9 | VIRGINIA COMMONWEALTH | W | 96 | 86 |
| 12/11 | MOREHEAD STATE* | W | 90 | 85 |
| 12/21 | at Virginia Commonwealth | L | 66 | 69 |
| 12/29 | vs. Montana State ² | L | 84 | 92 |
| 12/30 | vs. St. Mary's College (Calif.) ³ | W | 114 | 95 |
| 1/3 | at Dayton | W | 74 | 70 |
| 1/6 | at Marshall | L | 72 | 83 |
| 1/13 | MURRAY STATE* | L | 70 | 75 |
| 1/15 | AUSTIN PEAY* | L | 87 | 88 |
| 1/20 | at Western Kentucky* | W | 70 | 63 |
| 1/22 | at Middle Tennessee* | W | 80 | 77 |
| 1/27 | EAST TENNESSEE STATE* | W | 66 | 61 |
| 1/29 | TENNESSEE TECH* | W | 77 | 66 |
| 2/3 | MARSHALL | L | 76 | 100 |
| 2/5 | VIRGINIA TECH | W | 81 | 72 |
| 2/10 | at Austin Peay* | L | 88 | 96 |
| 2/12 | at Murray State* | L | 79 | 83 |
| 2/17 | MIDDLE TENNESSEE* | W | 74 | 58 |
| 2/19 | WESTERN KENTUCKY* | L | 71 | 77 |
| 2/24 | at Tennessee Tech* | L | 76 | 104 |

| | | | | |
|------|--------------------------|---|----|----|
| 2/26 | at East Tennessee State* | W | 77 | 72 |
| 3/3 | at Morehead State* | L | 84 | 92 |

¹ Freedom Hall (Louisville, Ky.)

* Ohio Valley Conference Game

² Oral Roberts Classic (Tulsa, Okla.)

--- Leading Scorer ---

Charles Mitchell (Sr., F, 22.6 ppg)

1973-74

Record: 8-15 (6-8 OVC)

Coach: Bob Mulcahy

Home: 5-5 Away: 3-9 Neutral: 0-1

| Date | Opponent | W/L | EKU | OPP |
|-------|---------------------------------|--------|-----|-----|
| 12/1 | INDIANA STATE | W | 86 | 82 |
| 12/5 | at Maryland | L | 57 | 106 |
| 12/10 | FLORIDA STATE | L | 60 | 93 |
| 12/17 | at Oral Roberts | L | 70 | 80 |
| 12/27 | at Louisville ¹ | L | 75 | 91 |
| 12/28 | vs. South Carolina ¹ | L | 58 | 73 |
| 1/3 | at Virginia Tech | L | 65 | 92 |
| 1/5 | at Marshall | L | 60 | 63 |
| 1/12 | at Murray State* | W(OT) | 72 | 70 |
| 1/14 | at Austin Peay* | W | 71 | 64 |
| 1/19 | WESTERN KENTUCKY* | L | 63 | 64 |
| 1/21 | MIDDLE TENNESSEE* | W | 73 | 70 |
| 1/26 | at Tennessee Tech* | L | 75 | 80 |
| 1/28 | EAST TENNESSEE STATE* | W(2OT) | 75 | 72 |
| 2/2 | at Morehead State* | L | 83 | 91 |
| 2/4 | MARSHALL | W | 83 | 77 |
| 2/9 | AUSTIN PEAY* | L | 81 | 100 |
| 2/11 | MURRAY STATE* | W | 71 | 69 |
| 2/16 | at Middle Tennessee* | L | 68 | 90 |
| 2/18 | at Western Kentucky* | L | 74 | 89 |
| 2/23 | at East Tennessee State* | W | 87 | 67 |
| 2/25 | TENNESSEE TECH* | L | 56 | 62 |
| 3/2 | MOREHEAD STATE* | L | 69 | 78 |

¹ Citizens Fidelity Classic (Louisville, Ky.)

* Ohio Valley Conference Game

--- Leading Scorer ---

Carl Brown (So., G, 17.1 ppg)

1974-75

Record: 7-18 (3-11 OVC)

Coach: Bob Mulcahy

Home: 7-6 Away: 0-12 Neutral: 0-0

| Date | Opponent | W/L | EKU | OPP |
|-------|--------------------------|-----|-----|-----|
| 12/2 | BAPTIST COLLEGE | W | 106 | 82 |
| 12/4 | LOUISIANA TECH | W | 74 | 70 |
| 12/7 | at Indiana State | L | 70 | 97 |
| 12/11 | at Louisiana Tech | L | 77 | 83 |
| 12/14 | MORRIS HARVEY COLLEGE | W | 85 | 80 |
| 12/21 | at Marshall | L | 89 | 102 |
| 12/23 | at Georgetown University | L | 69 | 79 |
| 1/4 | at Florida State | L | 75 | 107 |
| 1/8 | MARSHALL | W | 79 | 78 |
| 1/11 | AUSTIN PEAY* | L | 73 | 85 |
| 1/13 | MURRAY STATE* | W | 104 | 95 |
| 1/15 | DAYTON | L | 65 | 73 |
| 1/18 | at Middle Tennessee* | L | 70 | 91 |
| 1/20 | at Western Kentucky* | L | 82 | 107 |
| 1/25 | EAST TENNESSEE STATE* | W | 91 | 82 |
| 1/27 | at Tennessee Tech* | L | 71 | 86 |
| 2/1 | MOREHEAD STATE* | W | 86 | 82 |
| 2/3 | VIRGINIA TECH | L | 81 | 90 |
| 2/8 | at Murray State* | L | 69 | 70 |
| 2/10 | at Austin Peay* | L | 74 | 88 |
| 2/15 | WESTERN KENTUCKY* | L | 75 | 84 |
| 2/17 | MIDDLE TENNESSEE* | L | 77 | 83 |
| 2/22 | TENNESSEE TECH* | L | 85 | 90 |
| 2/24 | at East Tennessee State* | L | 91 | 97 |
| 3/1 | at Morehead State* | L | 66 | 81 |

* Ohio Valley Conference Game

--- Leading Scorer ---

Carl Brown (Jr., G, 18.8 ppg)

1975-76

Record: 10-15 (6-8 OVC)

Coach: Bob Mulcahy

Home: 6-4 Away: 3-10 Neutral: 1-1

| Date | Opponent | W/L | EKU | OPP |
|-------|--|-----|-----|-----|
| 11/29 | UNC CHARLOTTE | L | 80 | 96 |
| 12/2 | at Marshall | L | 71 | 75 |
| 12/6 | FLORIDA STATE | L | 59 | 65 |
| 12/9 | at Dayton | L | 59 | 68 |
| 12/20 | at Morris Harvey College | W | 67 | 61 |
| 12/27 | at Oklahoma City University ¹ | W | 74 | 62 |
| 12/29 | vs. Long Island ¹ | L | 68 | 87 |
| 12/30 | vs. Utah State ¹ | W | 76 | 69 |
| 1/7 | MOREHEAD STATE* | W | 63 | 62 |
| 1/10 | at Cincinnati | L | 66 | 73 |
| 1/17 | at Murray State* | L | 85 | 87 |
| 1/19 | at Austin Peay* | L | 59 | 76 |
| 1/24 | WESTERN KENTUCKY* | L | 74 | 78 |
| 1/26 | MIDDLE TENNESSEE* | W | 62 | 57 |
| 1/31 | at Tennessee Tech* | W | 92 | 87 |
| 2/2 | EAST TENNESSEE STATE* | W | 93 | 90 |
| 2/4 | TENNESSEE TECH* | L | 82 | 86 |
| 2/7 | at Morehead State* | L | 53 | 72 |
| 2/9 | MARSHALL | W | 104 | 78 |
| 2/14 | AUSTIN PEAY* | W | 86 | 85 |
| 2/16 | MURRAY STATE* | W | 84 | 76 |
| 2/21 | at Middle Tennessee* | L | 75 | 95 |
| 2/23 | at Western Kentucky* | L | 77 | 89 |

| | | | | |
|------|--------------------------------|---|----|----|
| 2/28 | at East Tennessee State* | L | 64 | 75 |
| 3/4 | at Morehead State ² | L | 65 | 75 |

¹ All-College Tournament (Oklahoma City, Okla.)
* Ohio Valley Conference Game
² Ohio Valley Conference Tournament

--- Leading Scorer ---
Carl Brown (Sr., F, 18.6 ppg)

1976-77
Record: 8-16 (3-11 OVC)
Coach: Ed Byhre

| | | Home: 5-8 | Away: 2-8 | Neutral: 1-0 |
|-------|-----------------------------|-----------|-----------|--------------|
| Date | Opponent | W/L | EKU | OPP |
| 12/1 | at UNC Charlotte | L | 62 | 104 |
| 12/4 | MORRIS HARVEY COLLEGE | W | 85 | 79 |
| 12/6 | DAYTON | L | 69 | 76 |
| 12/11 | ROBERT MORRIS UNIVERSITY | W | 80 | 61 |
| 12/17 | at Toledo ¹ | L | 62 | 78 |
| 12/18 | vs. Marshall ¹ | W | 97 | 93 |
| 1/3 | at Robert Morris University | L | 62 | 78 |
| 1/8 | AUSTIN PEAY* | L | 74 | 80 |
| 1/10 | MURRAY STATE* | L | 70 | 71 |
| 1/15 | at Middle Tennessee* | L | 71 | 86 |
| 1/17 | at Western Kentucky* | L | 82 | 93 |
| 1/22 | EAST TENNESSEE STATE* | L | 81 | 85 |
| 1/24 | at Tennessee Tech* | W | 85 | 65 |
| 1/29 | MOREHEAD STATE* | L | 49 | 59 |
| 2/1 | CLEVELAND STATE | W | 67 | 65 |
| 2/5 | at Murray State* | L | 81 | 89 |
| 2/7 | at Austin Peay* | L | 81 | 89 |
| 2/9 | CINCINNATI | L | 60 | 78 |
| 2/12 | MIDDLE TENNESSEE* | L | 66 | 71 |
| 2/14 | WESTERN KENTUCKY* | L | 76 | 85 |
| 2/16 | MARSHALL | W | 81 | 79 |
| 2/19 | TENNESSEE TECH* | W | 78 | 66 |
| 2/21 | at East Tennessee State* | W | 66 | 65 |
| 2/26 | at Morehead State* | L(OT) | 72 | 74 |

¹ Toledo Blade Classic (Toledo, Ohio)
* Ohio Valley Conference Game

--- Leading Scorer ---
Dave Bootcheck (Fr., C, 19.7 ppg)

1977-78
Record: 15-11 (8-6 OVC)
Coach: Ed Byhre

| | | Home: 9-4 | Away: 5-7 | Neutral: 1-0 |
|-------|---------------------------|-----------|-----------|--------------|
| Date | Opponent | W/L | EKU | OPP |
| 11/26 | NORTHERN KENTUCKY | W | 80 | 73 |
| 11/28 | at Minnesota | L | 59 | 61 |
| 12/3 | TOLEDO | L | 75 | 86 |
| 12/5 | at Dayton | L | 70 | 83 |
| 12/7 | URBANA COLLEGE | W | 89 | 75 |
| 12/12 | at Cincinnati | L | 58 | 73 |
| 12/17 | GEORGIA COLLEGE | W | 107 | 65 |
| 12/19 | at Cleveland State | W | 84 | 78 |
| 12/26 | at Marquette ¹ | L | 73 | 90 |
| 12/27 | vs. Army ¹ | W | 79 | 71 |
| 1/7 | WESTERN KENTUCKY* | W(OT) | 85 | 79 |
| 1/9 | MIDDLE TENNESSEE* | L | 86 | 93 |
| 1/12 | INDIANA UNIV. SOUTHEAST | W | 89 | 68 |
| 1/14 | at Austin Peay* | L | 85 | 113 |
| 1/16 | at Murray State* | W | 63 | 60 |
| 1/21 | at Tennessee Tech* | W | 73 | 62 |
| 1/23 | EAST TENNESSEE STATE* | L | 69 | 75 |

| | | | | |
|------|--------------------------|--------|-----|----|
| 1/28 | at Morehead State* | W | 66 | 60 |
| 1/30 | WILMINGTON COLLEGE | W | 102 | 76 |
| 2/4 | at Middle Tennessee* | L(OT) | 73 | 74 |
| 2/6 | at Western Kentucky* | W(OT) | 78 | 74 |
| 2/11 | AUSTIN PEAY* | W | 81 | 73 |
| 2/13 | MURRAY STATE* | L | 76 | 80 |
| 2/18 | at East Tennessee State* | L(2OT) | 68 | 70 |
| 2/20 | TENNESSEE TECH* | W | 78 | 64 |
| 2/25 | MOREHEAD STATE* | W | 72 | 68 |

¹ Milwaukee Classic (Milwaukee, Wis.)
* Ohio Valley Conference Game

--- Leading Scorer ---
Lovell Joiner (Jr., F, 17.4 ppg)

1978-79
Record: 21-8 (9-3 OVC)
Coach: Ed Byhre
OVC Regular Season Champions
OVC Tournament Champions
NCAA Tournament

| | | Home: 14-1 | Away: 5-5 | Neutral: 2-2 |
|-------|-------------------------------------|------------|-----------|--------------|
| Date | Opponent | W/L | EKU | OPP |
| 11/25 | NORTHERN KENTUCKY | W | 92 | 80 |
| 11/27 | BALL STATE | W | 88 | 86 |
| 12/1 | at Missouri ¹ | L | 81 | 82 |
| 12/2 | vs. Alabama-Birmingham ¹ | L | 77 | 88 |
| 12/4 | DAYTON | W | 72 | 70 |
| 12/9 | BUTLER | W | 104 | 81 |
| 12/16 | at UNC Charlotte | W | 86 | 80 |
| 12/20 | at Nevada-Reno ² | L | 84 | 116 |
| 12/21 | vs. Fresno State ² | W | 84 | 78 |
| 1/3 | at Toledo | L | 57 | 82 |
| 1/8 | at Middle Tennessee* | W | 81 | 77 |
| 1/13 | AUSTIN PEAY* | W | 82 | 73 |
| 1/15 | MURRAY STATE* | W | 73 | 69 |
| 1/20 | TENNESSEE TECH* | W | 112 | 84 |
| 1/22 | URBANA COLLEGE | W | 115 | 61 |
| 1/27 | MOREHEAD STATE* | W | 97 | 95 |
| 1/29 | at Western Kentucky* | L | 65 | 70 |
| 2/3 | MIDDLE TENNESSEE* | W | 84 | 83 |
| 2/5 | WESTERN KENTUCKY* | L | 77 | 78 |
| 2/10 | at Austin Peay* | W | 69 | 57 |
| 2/12 | at Murray State* | W | 87 | 76 |
| 2/15 | vs. West Virginia ³ | W | 93 | 91 |
| 2/17 | TIFFIN UNIVERSITY | W | 91 | 63 |

| | | | | |
|------|-------------------------------|---|-----|----|
| 2/19 | at Tennessee Tech* | W | 100 | 72 |
| 2/21 | SEWANEE | W | 119 | 68 |
| 2/24 | at Morehead State* | L | 91 | 98 |
| 3/2 | MIDDLE TENNESSEE ⁴ | W | 90 | 81 |
| 3/3 | WESTERN KENTUCKY ⁴ | W | 78 | 77 |
| 3/9 | vs. Tennessee ⁵ | L | 81 | 97 |

¹ Show-Me Classic (Columbia, Mo.)
² Wolfpack Classic (Reno, Nev.)
* Ohio Valley Conference Game
³ at Charleston, W.Va.
⁴ Ohio Valley Conference Tournament
⁵ NCAA Tournament (Murfreesboro, Tenn.)

--- Leading Scorer ---
James Tillman (Jr., F, 26.9 ppg)

1979-80
Record: 15-12 (7-5 OVC)
Coach: Ed Byhre

| | | Home: 12-1 | Away: 3-11 | Neutral: 0-0 |
|-------|-----------------------------|------------|------------|--------------|
| Date | Opponent | W/L | EKU | OPP |
| 12/1 | at Butler | L(OT) | 92 | 93 |
| 12/3 | UNC CHARLOTTE | W | 84 | 79 |
| 12/8 | MISSISSIPPI COLLEGE | W | 99 | 80 |
| 12/15 | at Ball State | W | 94 | 88 |
| 12/17 | at Dayton | L | 73 | 93 |
| 12/20 | at University of Charleston | L(3OT) | 67 | 68 |
| 1/2 | UNC WILMINGTON | W | 70 | 60 |
| 1/5 | SOUTHERN MISSISSIPPI | W | 79 | 61 |
| 1/10 | at Austin Peay* | W | 86 | 79 |
| 1/12 | at Murray State* | L | 78 | 82 |
| 1/17 | at Tennessee Tech* | W | 89 | 79 |
| 1/19 | AKRON | W | 122 | 79 |
| 1/21 | at Southern Mississippi | L | 77 | 80 |
| 1/24 | at Morehead State* | L | 74 | 85 |
| 1/26 | WESTERN KENTUCKY* | W | 84 | 82 |
| 1/28 | MAINE | W | 95 | 87 |
| 1/31 | at Middle Tennessee* | L | 64 | 79 |
| 2/2 | at Western Kentucky* | L | 62 | 74 |
| 2/4 | at Pittsburgh | L | 78 | 80 |
| 2/7 | AUSTIN PEAY* | W | 94 | 79 |
| 2/9 | MURRAY STATE* | L | 78 | 79 |
| 2/11 | SOUTH CAROLINA STATE | W | 84 | 72 |
| 2/14 | at Akron | L | 78 | 85 |
| 2/16 | TENNESSEE TECH* | W | 98 | 84 |
| 2/21 | MOREHEAD STATE* | W | 84 | 68 |



Dave Tierney (#12) sank the game-winning free throws against Western Kentucky with :00 remaining in the OVC Championship game to send the Colonels to the 1979 NCAA Tournament.



| | | | | |
|--|----------------------------------|-------|----|----|
| 2/23 | MIDDLE TENNESSEE* | W | 79 | 67 |
| 2/28 | at Western Kentucky ¹ | L(OT) | 83 | 84 |
| * Ohio Valley Conference Game | | | | |
| ¹ Ohio Valley Conference Tournament | | | | |

--- Leading Scorer ---

James Tillman (Sr., F, 27.2 ppg)

1980-81**Record: 10-16 (7-7 OVC)****Coach: Ed Byhre**

Home: 7-6 Away: 3-8 Neutral: 1-1

| Date | Opponent | W/L | EKU | OPP |
|-------|---------------------------|-------|-----|-----|
| 11/29 | BUTLER | W | 82 | 66 |
| 12/3 | at Southern Mississippi | L | 74 | 82 |
| 12/6 | DAYTON | L | 72 | 77 |
| 12/9 | NORTHERN IOWA | W | 73 | 53 |
| 12/13 | at UNC Wilmington | L(OT) | 55 | 57 |
| 12/20 | vs. Arkansas ¹ | L | 74 | 80 |
| 12/29 | vs. Fordham ² | L | 79 | 91 |
| 12/30 | vs. Navy ² | W | 79 | 76 |
| 1/2 | at Maine | L | 74 | 82 |
| 1/5 | at Middle Tennessee* | L | 42 | 53 |
| 1/8 | AUSTIN PEAY* | L | 64 | 72 |
| 1/10 | MURRAY STATE* | W | 85 | 76 |
| 1/12 | PITTSBURGH | L | 56 | 80 |
| 1/15 | TENNESSEE TECH* | W | 91 | 75 |
| 1/17 | at Akron* | W | 85 | 77 |
| 1/22 | MOREHEAD STATE* | W | 91 | 65 |
| 1/29 | WESTERN KENTUCKY* | L | 80 | 84 |
| 1/31 | MIDDLE TENNESSEE* | W | 55 | 53 |
| 2/2 | SOUTHERN MISSISSIPPI | L | 71 | 78 |
| 2/5 | at Austin Peay* | L | 51 | 54 |
| 2/7 | at Murray State* | L | 60 | 62 |
| 2/9 | WESTERN ILLINOIS | L | 73 | 74 |
| 2/12 | AKRON* | W | 65 | 53 |
| 2/14 | at Tennessee Tech* | L | 55 | 56 |
| 2/19 | at Morehead State* | W | 79 | 75 |
| 2/21 | at Western Kentucky* | L | 62 | 78 |

¹ Little Rock, Ark.² Senior Bowl Tournament (Mobile, Ala.)

* Ohio Valley Conference Game

--- Leading Scorer ---

Tommy Baker (Sr., G, 16.8 ppg)

1981-82**Record: 5-21 (3-13 OVC)****Coach: Max Good**

Home: 2-10 Away: 3-11 Neutral: 0-0

| Date | Opponent | W/L | EKU | OPP |
|-------|-------------------------|-----|-----|-----|
| 11/28 | at Butler | W | 86 | 80 |
| 12/1 | at Toledo | L | 65 | 68 |
| 12/3 | ARKANSAS STATE | L | 56 | 64 |
| 12/5 | EASTERN ILLINOIS | L | 65 | 87 |
| 12/10 | TENNESSEE TECH* | L | 60 | 62 |
| 12/12 | MIDDLE TENNESSEE* | L | 51 | 69 |
| 12/17 | at Youngstown State* | L | 57 | 68 |
| 12/19 | at Akron* | W | 50 | 46 |
| 12/29 | INDIANA UNIV. SOUTHEAST | W | 59 | 55 |
| 1/2 | at Northern Iowa | L | 60 | 69 |
| 1/4 | at Western Illinois | L | 84 | 100 |
| 1/10 | WESTERN KENTUCKY* | L | 65 | 75 |
| 1/14 | at Austin Peay* | L | 60 | 66 |
| 1/16 | at Murray State* | L | 60 | 74 |
| 1/20 | at Arkansas State | L | 67 | 78 |

| | | | | |
|------|----------------------|-------|----|----|
| 1/23 | at Morehead State* | L | 56 | 68 |
| 1/25 | NORTHERN KENTUCKY | L | 62 | 64 |
| 1/28 | YOUNGSTOWN STATE* | L | 75 | 86 |
| 1/30 | AKRON* | W | 63 | 59 |
| 2/4 | at Western Kentucky* | L | 34 | 61 |
| 2/11 | AUSTIN PEAY* | L | 50 | 51 |
| 2/13 | MURRAY STATE* | L | 74 | 80 |
| 2/16 | at Dayton | L | 50 | 84 |
| 2/20 | MOREHEAD STATE* | L | 73 | 92 |
| 2/25 | at Tennessee Tech* | W(OT) | 81 | 80 |
| 2/27 | at Middle Tennessee* | L | 55 | 62 |

* Ohio Valley Conference Game

--- Leading Scorer ---

Jimmy Stepp (Jr., G, 12.2 ppg), Jim Chambers (Jr., C, 12.2ppg)

1982-83**Record: 10-17 (7-7 OVC)****Coach: Max Good**

Home: 7-6 Away: 3-10 Neutral: 0-1

| Date | Opponent | W/L | EKU | OPP |
|-------|-------------------------------|-------|-----|-----|
| 11/27 | CLINCH VALLEY COLLEGE | W | 90 | 51 |
| 12/1 | DAYTON | L | 57 | 78 |
| 12/4 | at Eastern Illinois | W | 92 | 79 |
| 12/8 | at Louisville | L | 53 | 82 |
| 12/11 | TOLEDO | L | 52 | 55 |
| 12/17 | MURRAY STATE* | L | 63 | 86 |
| 12/18 | MIDDLE TENNESSEE* | W | 57 | 52 |
| 12/27 | at Vanderbilt ¹ | L | 71 | 82 |
| 12/28 | vs. Pennsylvania ¹ | L | 70 | 83 |
| 1/4 | at Northern Kentucky | L | 62 | 69 |
| 1/8 | at Austin Peay* | L | 67 | 72 |
| 1/11 | at Xavier | L | 49 | 70 |
| 1/15 | MOREHEAD STATE* | W | 75 | 72 |
| 1/21 | YOUNGSTOWN STATE* | W(OT) | 83 | 78 |
| 1/22 | AKRON* | W | 70 | 69 |
| 1/27 | at Tennessee Tech* | W | 73 | 72 |
| 1/29 | at Memphis State | L | 65 | 80 |
| 2/4 | AUSTIN PEAY* | W | 62 | 55 |
| 2/5 | WEST VIRGINIA WESLEYAN | L | 66 | 70 |
| 2/8 | KENTUCKY STATE | L | 63 | 68 |
| 2/12 | at Morehead State* | L | 72 | 95 |
| 2/14 | DELAWARE | W | 67 | 48 |
| 2/18 | at Youngstown State* | W | 75 | 69 |
| 2/19 | at Akron* | L | 74 | 80 |
| 2/25 | TENNESSEE TECH* | L | 57 | 70 |
| 3/4 | at Murray State* | L | 63 | 85 |
| 3/5 | at Middle Tennessee* | L | 70 | 83 |

¹ Music City Invitational (Nashville, Tenn.)

* Ohio Valley Conference Game

--- Leading Scorer ---

Jimmy Stepp (Sr., G, 13.5 ppg)

1983-84**Record: 11-16 (5-9 OVC)****Coach: Max Good**

Home: 9-3 Away: 2-13 Neutral: 0-0

| Date | Opponent | W/L | EKU | OPP |
|-------|--------------------|-----|-----|-----|
| 11/26 | at Cincinnati | L | 65 | 68 |
| 11/28 | WILMINGTON COLLEGE | W | 92 | 55 |
| 12/3 | NORTHERN KENTUCKY | W | 65 | 59 |
| 12/6 | XAVIER | L | 50 | 55 |
| 12/10 | at Vanderbilt | L | 63 | 105 |
| 12/17 | at Samford | L | 63 | 65 |
| 12/19 | at Auburn | L | 60 | 100 |

| | | | | |
|------|-------------------------|-------|----|----|
| 1/2 | at Memphis State | L | 50 | 82 |
| 1/7 | at Dayton | L | 62 | 69 |
| 1/9 | at Valparaiso | W | 60 | 55 |
| 1/12 | TENNESSEE TECH* | L | 58 | 70 |
| 1/14 | MIDDLE TENNESSEE* | W | 63 | 58 |
| 1/16 | INDIANA UNIV. SOUTHEAST | W | 75 | 60 |
| 1/19 | at Murray State* | L | 60 | 66 |
| 1/21 | at Austin Peay* | L | 54 | 59 |
| 1/23 | WESTERN KENTUCKY | W | 60 | 58 |
| 1/26 | at Akron* | L | 64 | 73 |
| 1/28 | at Youngstown State* | L | 61 | 75 |
| 2/4 | MOREHEAD STATE* | L | 60 | 65 |
| 2/9 | AKRON* | W | 86 | 77 |
| 2/11 | YOUNGSTOWN STATE* | W(OT) | 47 | 46 |
| 2/13 | at Kentucky State | W | 62 | 56 |
| 2/16 | at Tennessee Tech* | L | 44 | 61 |
| 2/18 | at Middle Tennessee* | L | 61 | 64 |
| 2/23 | MURRAY STATE* | W | 71 | 54 |
| 2/25 | AUSTIN PEAY* | W | 69 | 57 |
| 3/8 | at Morehead State* | L | 68 | 76 |

* Ohio Valley Conference Game

--- Leading Scorer ---

Antonio Parris (Fr., G, 18.8 ppg)

1984-85**Record: 16-13 (9-5 OVC)****Coach: Max Good**

Home: 10-3 Away: 5-8 Neutral: 1-2

| Date | Opponent | W/L | EKU | OPP |
|-------|-----------------------------------|--------|-----|-----|
| 11/24 | at Cincinnati | L | 48 | 50 |
| 11/26 | WILMINGTON COLLEGE | W | 80 | 59 |
| 12/1 | KENTUCKY STATE | W | 82 | 73 |
| 12/4 | DAYTON | L | 55 | 76 |
| 12/8 | INDIANA UNIV. SOUTHEAST | W | 111 | 73 |
| 12/15 | AUGUSTA STATE | W | 87 | 64 |
| 12/17 | at Vanderbilt | L | 59 | 73 |
| 12/20 | at Tennessee | L | 74 | 98 |
| 12/22 | at Furman | W | 63 | 54 |
| 12/28 | at Utah ¹ | L | 62 | 69 |
| 12/29 | vs. Ohio ¹ | L | 52 | 58 |
| 1/7 | MOREHEAD STATE* | W | 69 | 58 |
| 1/12 | at Tennessee Tech* | L | 57 | 58 |
| 1/14 | at Middle Tennessee* | L | 43 | 45 |
| 1/16 | CLINCH VALLEY COLLEGE | W | 77 | 57 |
| 1/19 | MURRAY STATE* | W | 53 | 51 |
| 1/21 | AUSTIN PEAY* | W | 67 | 47 |
| 1/26 | AKRON* | L(SOT) | 86 | 88 |
| 1/27 | YOUNGSTOWN STATE* | W | 74 | 61 |
| 2/2 | at Morehead State* | W | 66 | 61 |
| 2/6 | at Western Kentucky | L | 59 | 66 |
| 2/9 | at Akron* | W | 61 | 55 |
| 2/11 | at Youngstown State* | L(OT) | 60 | 61 |
| 2/16 | TENNESSEE TECH* | L(OT) | 60 | 64 |
| 2/18 | MIDDLE TENNESSEE* | W(OT) | 69 | 67 |
| 2/23 | at Murray State* | W | 76 | 70 |
| 2/25 | at Austin Peay* | W | 69 | 62 |
| 2/28 | vs. Austin Peay ² | W | 75 | 66 |
| 3/1 | vs. Youngstown State ² | L | 61 | 95 |

¹ Utah Classic (Salt Lake City, Utah)

* Ohio Valley Conference Game

² Ohio Valley Conference Tournament (Murfreesboro, Tenn.)

--- Leading Scorer ---

Antonio Parris (So., G, 14.5 ppg)

1985-86

Record: 10-18 (5-9 OVC)

Coach: Max Good

Home: 9-6 Away: 1-11 Neutral: 0-1

| Date | Opponent | W/L | EKU | OPP |
|-------|----------------------------------|--------|-----|-----|
| 11/26 | at Georgia Southern | L | 61 | 77 |
| 11/30 | OHIO DOMINICAN | W | 82 | 66 |
| 12/2 | VALPARAISO | W | 73 | 48 |
| 12/6 | at Illinois ¹ | L | 56 | 79 |
| 12/7 | vs. Murray State ¹ | L | 61 | 63 |
| 12/9 | MIAMI (OHIO) | L | 63 | 65 |
| 12/14 | CINCINNATI | L | 65 | 68 |
| 12/19 | WILMINGTON COLLEGE | W | 78 | 60 |
| 12/30 | FURMAN | L | 64 | 68 |
| 1/6 | at Louisville | L | 55 | 86 |
| 1/8 | INDIANA UNIV. SOUTHEAST | W | 61 | 49 |
| 1/11 | at Akron* | L | 55 | 63 |
| 1/13 | at Youngstown State* | L(2OT) | 69 | 75 |
| 1/15 | CLINCH VALLEY COLLEGE | W | 70 | 60 |
| 1/18 | TENNESSEE TECH* | W | 73 | 64 |
| 1/20 | MIDDLE TENNESSEE* | L | 57 | 66 |
| 1/25 | at Murray State* | L | 55 | 67 |
| 1/27 | at Austin Peay* | L | 66 | 73 |
| 2/1 | at Morehead State* | W | 65 | 48 |
| 2/3 | at Bowling Green | L | 60 | 61 |
| 2/8 | AUSTIN PEAY* | L | 64 | 70 |
| 2/10 | MURRAY STATE* | W | 70 | 68 |
| 2/15 | YOUNGSTOWN STATE* | L | 54 | 67 |
| 2/17 | AKRON* | W | 84 | 64 |
| 2/22 | at Middle Tennessee* | L | 74 | 84 |
| 2/24 | at Tennessee Tech* | L | 57 | 61 |
| 2/27 | MOREHEAD STATE* | W | 79 | 63 |
| 3/3 | at Middle Tennessee ² | L | 65 | 88 |

¹ Illini Classic (Champaign, Ill.)

* Ohio Valley Conference Game

² Ohio Valley Conference Tournament

--- Leading Scorer ---

Lewis Spence (So., F, 14.5 ppg)

1986-87

Record: 19-11 (9-5 OVC)

Coach: Max Good

Home: 13-2 Away: 5-7 Neutral: 1-2

| Date | Opponent | W/L | EKU | OPP |
|-------|---------------------------|-------|-----|-----|
| 12/1 | SAMFORD | W | 98 | 77 |
| 12/4 | LEE UNIVERSITY | W | 115 | 102 |
| 12/6 | at Louisville | L | 86 | 98 |
| 12/8 | MILLIGAN COLLEGE | W | 112 | 54 |
| 12/13 | at Miami (Ohio) | W(OT) | 83 | 82 |
| 12/15 | AUBURN | L | 82 | 97 |
| 12/19 | vs. Stetson ¹ | L | 68 | 88 |
| 12/20 | vs. La Salle ¹ | L | 83 | 98 |
| 12/29 | at Augusta State | W | 82 | 75 |
| 1/7 | WESTERN KENTUCKY | W | 68 | 66 |
| 1/10 | AKRON* | W | 82 | 61 |
| 1/12 | YOUNGSTOWN STATE* | W | 69 | 66 |
| 1/14 | UNC ASHEVILLE | W | 97 | 68 |
| 1/17 | at Tennessee Tech* | W | 79 | 68 |
| 1/19 | at Middle Tennessee* | L | 83 | 89 |
| 1/24 | MURRAY STATE* | L | 87 | 90 |
| 1/26 | AUSTIN PEAY* | W | 79 | 77 |
| 1/31 | at Morehead State* | L | 82 | 87 |
| 2/3 | at UNC Asheville | L | 72 | 73 |
| 2/7 | at Austin Peay* | L | 85 | 88 |
| 2/9 | at Murray State* | W | 85 | 76 |
| 2/11 | WILMINGTON COLLEGE | W | 123 | 71 |

| | | | | |
|------|------------------------------|---|-----|----|
| 2/14 | at Youngstown State* | W | 93 | 80 |
| 2/16 | at Akron* | L | 73 | 74 |
| 2/21 | MIDDLE TENNESSEE* | W | 89 | 86 |
| 2/23 | TENNESSEE TECH* | W | 111 | 80 |
| 2/26 | MOREHEAD STATE* | W | 93 | 62 |
| 3/2 | MURRAY STATE ² | W | 89 | 75 |
| 3/6 | vs. Akron ³ | W | 94 | 85 |
| 3/7 | vs. Austin Peay ³ | L | 68 | 71 |

¹ Hawaiian Tropic Classic (Daytona Beach, Fla.)

* Ohio Valley Conference Game

² Ohio Valley Conference Tournament

³ Ohio Valley Conference Tournament (Murfreesboro, Tenn.)

--- Leading Scorer ---

Antonio Parris (Sr., G, 20.5 ppg)

1987-88

Record: 18-11 (10-4 OVC)

Coach: Max Good

Home: 12-1 Away: 4-10 Neutral: 2-0

| Date | Opponent | W/L | EKU | OPP |
|-------|---|-----|-----|-----|
| 11/30 | UNC ASHEVILLE | W | 110 | 87 |
| 12/4 | vs. Southeastern Louisiana ¹ | W | 68 | 46 |
| 12/5 | at Marshall ¹ | L | 61 | 62 |
| 12/12 | BRISTOL COLLEGE | W | 84 | 62 |
| 12/15 | at Indiana | L | 75 | 103 |
| 12/19 | BOWLING GREEN | W | 73 | 59 |
| 12/22 | at Louisville | L | 69 | 87 |
| 12/27 | vs. Detroit ² | W | 67 | 55 |
| 12/28 | at Wyoming ² | L | 59 | 71 |
| 1/2 | at Western Kentucky | L | 70 | 77 |
| 1/4 | at Tennessee State* | W | 84 | 70 |
| 1/11 | MOREHEAD STATE* | W | 81 | 78 |
| 1/13 | WILMINGTON COLLEGE | W | 95 | 59 |
| 1/16 | at Murray State* | L | 84 | 95 |
| 1/18 | at Austin Peay* | L | 64 | 78 |
| 1/23 | TENNESSEE STATE* | W | 114 | 97 |
| 1/25 | YOUNGSTOWN STATE* | W | 83 | 55 |
| 1/30 | TENNESSEE TECH* | W | 88 | 53 |
| 2/1 | MIDDLE TENNESSEE* | W | 88 | 70 |
| 2/6 | at Morehead State* | W | 95 | 75 |
| 2/10 | SOUTH CAROLINA STATE | W | 97 | 70 |
| 2/12 | at Middle Tennessee* | L | 75 | 87 |
| 2/15 | at Tennessee Tech* | W | 72 | 69 |
| 2/20 | AUSTIN PEAY* | W | 100 | 86 |
| 2/22 | MURRAY STATE* | L | 78 | 79 |
| 2/27 | at Youngstown State* | W | 83 | 77 |
| 2/29 | at Butler | L | 57 | 60 |
| 3/7 | TENNESSEE TECH ³ | W | 85 | 71 |
| 3/11 | at Murray State ³ | L | 60 | 76 |

¹ Marshall Memorial Tourney (Huntington, W.Va.)

² Cowboy Shootout (Casper, Wyo.)

* Ohio Valley Conference Game

³ Ohio Valley Conference Tournament

--- Leading Scorer ---

Jeff McGill (Sr., G, 18.6 ppg)

1988-89

Record: 7-22 (4-8 OVC)

Coach: Max Good

Home: 4-10 Away: 3-10 Neutral: 0-2

| Date | Opponent | W/L | EKU | OPP |
|-------|-------------------------|-----|-----|-----|
| 11/28 | at UNC Asheville | L | 84 | 96 |
| 11/30 | WEST VIRGINIA WESLEYAN | W | 95 | 85 |
| 12/5 | at South Carolina State | L | 45 | 79 |

| | | | | |
|-------|-----------------------------------|-------|----|----|
| 12/10 | WESTERN KENTUCKY | L | 63 | 75 |
| 12/12 | GEORGIA SOUTHERN | L | 69 | 80 |
| 12/17 | LIBERTY UNIVERSITY | L | 70 | 77 |
| 12/19 | BUTLER | L | 59 | 66 |
| 12/21 | at Louisville | L | 40 | 76 |
| 12/28 | at Toledo ¹ | L | 69 | 75 |
| 12/29 | vs. Washington State ¹ | L | 58 | 65 |
| 12/31 | at Ohio | L | 77 | 96 |
| 1/10 | at Morehead State* | W | 62 | 59 |
| 1/14 | AUSTIN PEAY* | L | 71 | 97 |
| 1/16 | MURRAY STATE* | L | 40 | 63 |
| 1/21 | at Middle Tennessee* | L | 67 | 82 |
| 1/23 | at Tennessee State* | W | 59 | 54 |
| 1/28 | at Tennessee Tech* | L | 54 | 57 |
| 1/30 | at Liberty University | L | 61 | 62 |
| 2/4 | MOREHEAD STATE* | L | 68 | 91 |
| 2/7 | INDIANA UNIV. SOUTHEAST | W | 67 | 42 |
| 2/11 | AMERICAN UNIVERSITY | L | 75 | 82 |
| 2/13 | TENNESSEE TECH* | W | 78 | 76 |
| 2/15 | WRIGHT STATE | L | 65 | 70 |
| 2/18 | TENNESSEE STATE* | W(OT) | 82 | 73 |
| 2/20 | MIDDLE TENNESSEE* | L | 63 | 81 |
| 2/25 | at Murray State* | L | 66 | 97 |
| 2/27 | at Austin Peay* | L | 63 | 89 |
| 3/4 | at Morehead State ² | W | 63 | 50 |
| 3/8 | vs. Middle Tennessee ³ | L | 64 | 81 |

¹ Toledo MVP Classic (Toledo, Ohio)

* Ohio Valley Conference Game

² Ohio Valley Conference Tournament

³ Ohio Valley Conference Tournament (Nashville, Tenn.)

--- Leading Scorer ---

Darrin O'Bryant (Sr., G, 15.1 ppg)

1989-90

Record: 13-17 (7-5 OVC)

Coach: Mike Pollio

Home: 8-5 Away: 3-10 Neutral: 2-2

| Date | Opponent | W/L | EKU | OPP |
|-------|---------------------------------------|--------|-----|-----|
| 11/27 | at American University | L | 64 | 69 |
| 11/29 | BELLARMINE COLLEGE | W | 95 | 80 |
| 12/1 | vs. Colorado State ¹ | L | 66 | 75 |
| 12/2 | vs. District of Columbia ¹ | W | 78 | 38 |
| 12/5 | at Miami (Ohio) | L | 75 | 93 |
| 12/9 | vs. Alabama ² | L | 52 | 71 |
| 12/11 | INDIANA UNIV. SOUTHEAST | W | 83 | 60 |
| 12/14 | OHIO | L | 52 | 53 |
| 12/16 | LIBERTY UNIVERSITY | W | 79 | 78 |
| 12/18 | ARKANSAS STATE | L | 69 | 73 |
| 1/4 | at Southern Illinois | L | 61 | 104 |
| 1/6 | at Arkansas State | L | 66 | 78 |
| 1/10 | MOREHEAD STATE* | L | 58 | 91 |
| 1/13 | at Austin Peay* | W | 61 | 59 |
| 1/15 | at Murray State* | L | 45 | 58 |
| 1/20 | TENNESSEE STATE* | W | 83 | 71 |
| 1/22 | WESTERN KENTUCKY | L(2OT) | 66 | 68 |
| 1/24 | at Wright State | L | 66 | 79 |
| 1/27 | TENNESSEE TECH* | W | 74 | 59 |
| 1/29 | MIDDLE TENNESSEE* | W | 67 | 51 |
| 2/5 | at Morehead State* | L | 58 | 65 |
| 2/10 | at Middle Tennessee* | W | 81 | 66 |
| 2/12 | at Tennessee Tech* | L | 58 | 61 |
| 2/19 | at Tennessee State* | W | 88 | 75 |
| 2/21 | at Western Kentucky | L | 64 | 67 |
| 2/24 | MURRAY STATE* | L | 69 | 75 |
| 2/26 | AUSTIN PEAY* | W | 64 | 61 |
| 3/3 | MIDDLE TENNESSEE ³ | W | 65 | 52 |



| | | | | |
|-----|--|---|----|----|
| 3/7 | vs. Morehead State ⁴ | W | 52 | 50 |
| 3/8 | at Murray State ⁴ | L | 57 | 64 |
| | ¹ Marshall Classic (Huntington, W.Va.) | | | |
| | ² Birmingham, Ala. | | | |
| | * Ohio Valley Conference Game | | | |
| | ³ Ohio Valley Conference Tournament | | | |
| | ⁴ Ohio Valley Conference Tournament (Murray, Ky.) | | | |

--- Leading Scorer ---

Randolph Taylor (Sr., F, 14.2 ppg)

1990-91

Record: 19-10 (9-3 OVC)

Coach: Mike Pollio

Home: 14-0 Away: 4-9 Neutral: 1-1

| Date | Opponent | W/L | EKU | OPP |
|-------|-----------------------------------|-----|-----|-----|
| 11/28 | UNC GREENSBORO | W | 78 | 66 |
| 12/1 | WILBERFORCE UNIVERSITY | W | 121 | 48 |
| 12/3 | MIAMI (OHIO) | W | 80 | 75 |
| 12/7 | at Brigham Young ¹ | L | 86 | 90 |
| 12/8 | vs. George Mason ¹ | W | 70 | 69 |
| 12/11 | at Mississippi State | L | 67 | 94 |
| 12/15 | BELLARMINE COLLEGE | W | 84 | 77 |
| 12/21 | UNC WILMINGTON | W | 80 | 64 |
| 12/27 | at Kentucky | L | 60 | 74 |
| 1/3 | SOUTHERN ILLINOIS | W | 65 | 61 |
| 1/8 | at Morehead State* | W | 105 | 54 |
| 1/12 | at Tennessee Tech* | L | 68 | 86 |
| 1/14 | at Tennessee State* | W | 84 | 74 |
| 1/19 | MIDDLE TENNESSEE* | W | 83 | 73 |
| 1/21 | at Colorado State | L | 68 | 72 |
| 1/23 | at Missouri-Kansas City | L | 73 | 83 |
| 1/26 | AUSTIN PEAY* | W | 74 | 68 |
| 1/28 | MURRAY STATE* | W | 87 | 82 |
| 1/30 | at Western Kentucky | L | 74 | 83 |
| 2/4 | MOREHEAD STATE* | W | 72 | 61 |
| 2/6 | at UNC Wilmington | W | 68 | 66 |
| 2/9 | at Murray State* | L | 52 | 64 |
| 2/11 | at Austin Peay* | L | 79 | 82 |
| 2/16 | MISSOURI-KANSAS CITY | W | 83 | 76 |
| 2/18 | at Middle Tennessee* | W | 79 | 74 |
| 2/23 | TENNESSEE STATE* | W | 77 | 75 |
| 2/25 | TENNESSEE TECH* | W | 76 | 69 |
| 3/2 | TENNESSEE STATE ² | W | 91 | 70 |
| 3/6 | vs. Middle Tennessee ³ | L | 66 | 83 |

¹ BYU Cougar Classic (Provo, Utah)

* Ohio Valley Conference Game

² Ohio Valley Conference Tournament

³ Ohio Valley Conference Tournament (Murray, Ky.)

--- Leading Scorer ---

Jamie Ross (Jr., G, 12.8 ppg)

1991-92

Record: 19-14 (9-5 OVC)

Coach: Mike Pollio

Home: 10-3 Away: 4-7 Neutral: 5-4

| Date | Opponent | W/L | EKU | OPP |
|-------|---|-----|-----|-----|
| 11/25 | NORTHERN KENTUCKY | W | 92 | 72 |
| 11/29 | vs. Florida Southern College ¹ | W | 68 | 66 |
| 11/30 | vs. Miami (Fla.) ¹ | W | 66 | 61 |
| 12/1 | vs. Texas Christian ¹ | L | 48 | 55 |
| 12/4 | WESTERN KENTUCKY | L | 62 | 64 |
| 12/6 | at Syracuse ² | L | 78 | 84 |
| 12/7 | vs. Wright State ² | W | 77 | 63 |
| 12/14 | COLORADO STATE | W | 80 | 66 |

| | | | | |
|-------|-----------------------------------|---|-----|-----|
| 12/16 | MISSISSIPPI STATE | L | 68 | 87 |
| 12/28 | vs. Auburn ³ | L | 92 | 104 |
| 12/29 | vs. Alaska-Anchorage ³ | L | 83 | 87 |
| 1/2 | HOWARD UNIVERSITY | W | 77 | 62 |
| 1/8 | MOREHEAD STATE* | W | 86 | 63 |
| 1/11 | TENNESSEE TECH* | W | 84 | 75 |
| 1/13 | TENNESSEE STATE* | W | 64 | 61 |
| 1/18 | at Kentucky | L | 55 | 85 |
| 1/20 | at Southeastern Missouri* | L | 74 | 76 |
| 1/22 | at Cincinnati | L | 41 | 81 |
| 1/25 | at Murray State* | W | 100 | 90 |
| 1/27 | at Middle Tennessee* | L | 68 | 73 |
| 2/1 | TENNESSEE-MARTIN | W | 77 | 62 |
| 2/3 | at Morehead State* | L | 71 | 86 |
| 2/8 | MIDDLE TENNESSEE* | W | 86 | 79 |
| 2/10 | MURRAY STATE* | L | 62 | 83 |
| 2/12 | at UNC Greensboro | W | 80 | 60 |
| 2/15 | SOUTHEAST MISSOURI* | W | 83 | 69 |
| 2/17 | AUSTIN PEAY* | W | 87 | 75 |
| 2/22 | at Tennessee State* | W | 83 | 64 |
| 2/24 | at Tennessee Tech* | L | 79 | 90 |
| 2/29 | at Austin Peay* | W | 87 | 69 |
| 3/6 | vs. Tennessee State ⁴ | W | 88 | 67 |
| 3/7 | vs. Tennessee Tech ⁴ | W | 72 | 67 |
| 3/8 | vs. Murray State ⁴ | L | 60 | 81 |

¹ San Juan Shootout (San Juan, Puerto Rico)

² Carrier Classic (Syracuse, N.Y.)

³ Dr. Pepper Classic (Chattanooga, Tenn.)

* Ohio Valley Conference Game

⁴ Ohio Valley Conference Tournament (Lexington, Ky.)

--- Leading Scorer ---

John Allen (So., F, 13.5 ppg)

1992-93

Record: 15-12 (11-5 OVC)

Coach: Mike Calhoun

Home: 10-2 Away: 4-9 Neutral: 1-1

| Date | Opponent | W/L | EKU | OPP |
|-------|-----------------------------------|-----|-----|-----|
| 12/2 | NORTHERN KENTUCKY | W | 81 | 71 |
| 12/5 | THOMAS MORE COLLEGE | W | 79 | 51 |
| 12/8 | at Kentucky | L | 73 | 82 |
| 12/11 | vs. Eastern Michigan ¹ | W | 75 | 61 |
| 12/12 | at Wright State ¹ | L | 78 | 88 |
| 12/17 | at Howard University | W | 90 | 87 |
| 12/21 | at Western Kentucky | L | 68 | 77 |
| 12/29 | at Northern Iowa | L | 73 | 76 |
| 1/4 | EAST TENNESSEE STATE | L | 66 | 71 |
| 1/9 | at Tennessee Tech* | L | 87 | 95 |
| 1/11 | at Middle Tennessee* | W | 80 | 65 |
| 1/13 | NORTHERN IOWA | L | 59 | 61 |
| 1/16 | AUSTIN PEAY* | W | 78 | 73 |
| 1/18 | TENNESSEE STATE* | W | 75 | 73 |
| 1/23 | at Murray State* | L | 92 | 93 |
| 1/25 | at Southeast Missouri* | L | 63 | 79 |
| 1/28 | at Morehead State* | L | 79 | 87 |
| 1/30 | TENNESSEE-MARTIN* | W | 64 | 58 |
| 2/6 | at Austin Peay* | W | 65 | 64 |
| 2/8 | at Tennessee State* | L | 84 | 93 |
| 2/11 | MOREHEAD STATE* | W | 76 | 66 |
| 2/13 | MURRAY STATE* | W | 98 | 82 |
| 2/15 | SOUTHEAST MISSOURI* | W | 86 | 65 |
| 2/20 | TENNESSEE TECH* | W | 80 | 66 |
| 2/22 | MIDDLE TENNESSEE* | W | 66 | 46 |
| 2/27 | at Tennessee-Martin* | W | 66 | 56 |

| | | | | |
|-----|---|---|----|----|
| 3/4 | vs. Murray State ² | L | 73 | 74 |
| | ¹ USAir Classic (Dayton, Ohio) | | | |
| | * Ohio Valley Conference Game | | | |
| | ² Ohio Valley Conference Tournament (Lexington, Ky.) | | | |

--- Leading Scorer ---

John Allen (Jr., F, 17.2 ppg)

1993-94

Record: 13-14 (9-7 OVC)

Coach: Mike Calhoun

Home: 9-2 Away: 4-9 Neutral: 0-3

| Date | Opponent | W/L | EKU | OPP |
|-------|---------------------------------|-----|-----|-----|
| 11/27 | CLINCH VALLEY COLLEGE | W | 100 | 83 |
| 12/1 | at Chicago State | W | 101 | 85 |
| 12/4 | DAVIS & ELKINS COLLEGE | W | 121 | 67 |
| 12/8 | at Kentucky | L | 78 | 107 |
| 12/11 | at Louisville | L | 66 | 90 |
| 12/14 | WRIGHT STATE | W | 75 | 55 |
| 12/18 | at Indiana | L | 80 | 91 |
| 12/23 | at UNLV | L | 62 | 77 |
| 12/29 | vs. Oklahoma ¹ | L | 54 | 63 |
| 12/30 | vs. Texas Tech ¹ | L | 83 | 93 |
| 1/3 | at Morehead State* | W | 90 | 81 |
| 1/8 | SOUTHEAST MISSOURI* | W | 86 | 62 |
| 1/10 | MURRAY STATE* | L | 72 | 79 |
| 1/13 | at Tennessee State* | L | 63 | 80 |
| 1/15 | at Tennessee-Martin* | W | 70 | 54 |
| 1/17 | at Austin Peay* | L | 81 | 85 |
| 1/22 | MIDDLE TENNESSEE* | W | 88 | 72 |
| 1/24 | TENNESSEE TECH* | W | 95 | 84 |
| 1/29 | MOREHEAD STATE* | W | 87 | 78 |
| 2/5 | at Murray State* | L | 82 | 86 |
| 2/7 | at Southeast Missouri* | W | 84 | 75 |
| 2/12 | AUSTIN PEAY* | W | 89 | 79 |
| 2/14 | TENNESSEE STATE* | L | 91 | 95 |
| 2/21 | TENNESSEE-MARTIN* | W | 97 | 75 |
| 2/26 | at Tennessee Tech* | L | 75 | 92 |
| 2/28 | at Middle Tennessee* | L | 75 | 82 |
| 3/3 | vs. Morehead State ² | L | 78 | 83 |

¹ All College Tournament (Oklahoma City, Okla.)

* Ohio Valley Conference Game

² Ohio Valley Conference Tournament (Nashville, Tenn.)

--- Leading Scorer ---

John Allen (Sr., F, 15.6 ppg)

1994-95

Record: 9-19 (6-10 OVC)

Coach: Mike Calhoun

Home: 5-7 Away: 3-9 Neutral: 1-3

| Date | Opponent | W/L | EKU | OPP |
|-------|-----------------------------|-----|-----|-----|
| 11/26 | at East Tennessee State | L | 91 | 96 |
| 11/29 | CHICAGO STATE | W | 84 | 70 |
| 12/3 | CENTRAL FLORIDA | W | 75 | 74 |
| 12/6 | MARSHALL | L | 71 | 88 |
| 12/10 | at Louisville | L | 75 | 89 |
| 12/17 | at Dayton | L | 65 | 70 |
| 12/21 | WESTERN KENTUCKY | L | 77 | 82 |
| 12/28 | vs. Indiana ¹ | L | 49 | 92 |
| 12/29 | vs. Pepperdine ¹ | L | 55 | 61 |
| 1/2 | at Marshall | L | 64 | 89 |
| 1/4 | MOREHEAD STATE* | L | 66 | 76 |
| 1/7 | at Southeast Missouri* | L | 52 | 59 |
| 1/9 | at Murray State* | L | 62 | 88 |
| 1/14 | TENNESSEE STATE* | L | 75 | 85 |

| | | | | |
|------|---------------------------------|---|----|----|
| 1/16 | AUSTIN PEAY* | L | 63 | 67 |
| 1/21 | at Middle Tennessee* | L | 68 | 72 |
| 1/23 | at Tennessee Tech* | W | 83 | 76 |
| 1/28 | TENNESSEE-MARTIN* | W | 92 | 78 |
| 1/30 | at Morehead State* | W | 75 | 65 |
| 2/4 | MURRAY STATE* | W | 78 | 75 |
| 2/6 | SOUTHEAST MISSOURI* | W | 71 | 66 |
| 2/11 | at Austin Peay* | W | 83 | 70 |
| 2/13 | at Tennessee State* | L | 61 | 63 |
| 2/18 | at Tennessee-Martin* | L | 79 | 85 |
| 2/25 | TENNESSEE TECH* | L | 60 | 71 |
| 2/27 | MIDDLE TENNESSEE* | L | 78 | 82 |
| 3/2 | vs. Morehead State ² | W | 85 | 74 |
| 3/3 | vs. Murray State ² | L | 72 | 78 |

¹ Hoosier Classic (Indianapolis, Ind.)

* Ohio Valley Conference Game

² Ohio Valley Conference Tournament (Nashville, Tenn.)

--- Leading Scorer ---

Arlando Johnson (Sr., G, 18.2 ppg)

1995-96

Record: 13-14 (7-9 OVC)

Coach: Mike Calhoun

Home: 9-4 Away: 3-8 Neutral: 1-2

| Date | Opponent | W/L | EKU | OPP |
|-------|-------------------------------|-----|-----|-----|
| 11/25 | MIAMI (OHIO) | L | 68 | 89 |
| 11/28 | WEST VIRGINIA STATE | W | 101 | 88 |
| 12/2 | at Wright State | L | 64 | 76 |
| 12/6 | DAYTON | W | 71 | 65 |
| 12/9 | LOYOLA UNIVERSITY CHICAGO | W | 68 | 61 |
| 12/13 | at Louisville | L | 70 | 87 |
| 12/17 | at Central Florida | W | 79 | 72 |
| 12/20 | OAKLAND CITY UNIVERSITY | W | 95 | 69 |
| 12/28 | vs. Ohio State ¹ | L | 88 | 92 |
| 12/29 | vs. Alcorn State ¹ | W | 82 | 76 |
| 1/3 | at Morehead State* | L | 64 | 68 |
| 1/6 | SOUTHEAST MISSOURI* | W | 89 | 73 |
| 1/10 | MOREHEAD STATE* | W | 76 | 64 |
| 1/13 | at Murray State* | L | 64 | 73 |
| 1/15 | at Tennessee-Martin* | W | 60 | 59 |
| 1/20 | AUSTIN PEAY* | L | 71 | 72 |
| 1/22 | MIDDLE TENNESSEE* | W | 70 | 64 |
| 1/27 | at Tennessee State* | L | 69 | 72 |
| 1/29 | at Tennessee Tech* | L | 80 | 86 |
| 2/5 | at Southeast Missouri* | W | 79 | 76 |
| 2/10 | TENNESSEE-MARTIN* | W | 77 | 74 |
| 2/12 | MURRAY STATE* | L | 62 | 85 |
| 2/17 | at Middle Tennessee* | L | 70 | 74 |
| 2/19 | at Austin Peay* | L | 75 | 90 |
| 2/24 | TENNESSEE TECH* | W | 87 | 83 |
| 2/26 | TENNESSEE STATE* | L | 67 | 82 |
| 2/29 | vs. Austin Peay ² | L | 67 | 89 |

¹ Cowboy Shootout (Casper, Wyo.)

* Ohio Valley Conference Game

² Ohio Valley Conference Tournament (Nashville, Tenn.)

--- Leading Scorer ---

DeMarkus Doss (Sr., F, 16.4 ppg)

1996-97

Record: 8-18 (6-12 OVC)

Coach: Mike Calhoun

Home: 8-4 Away: 0-12 Neutral: 0-2

| Date | Opponent | W/L | EKU | OPP |
|-------|------------------------------|-----|-----|-----|
| 11/23 | at Loyola University Chicago | L | 63 | 66 |

| | | | | |
|-------|-------------------------------|---|----|----|
| 11/26 | OHIO VALLEY UNIVERSITY | W | 89 | 86 |
| 11/30 | at Illinois State | L | 64 | 87 |
| 12/7 | AUSTIN PEAY* | W | 66 | 62 |
| 12/10 | at Miami (Ohio) | L | 40 | 91 |
| 12/14 | FLORIDA INTERNATIONAL | W | 85 | 74 |
| 12/21 | SAMFORD | L | 72 | 77 |
| 12/27 | vs. Richmond ¹ | L | 60 | 78 |
| 12/28 | vs. Northeastern ¹ | L | 69 | 79 |
| 1/4 | MIDDLE TENNESSEE* | W | 79 | 77 |
| 1/6 | TENNESSEE TECH* | L | 54 | 72 |
| 1/11 | at Southeast Missouri* | L | 68 | 70 |
| 1/13 | at Eastern Illinois* | L | 77 | 84 |
| 1/16 | at Morehead State* | L | 55 | 77 |
| 1/18 | MURRAY STATE* | L | 59 | 60 |
| 1/20 | TENNESSEE-MARTIN* | L | 55 | 70 |
| 1/25 | at Austin Peay* | L | 68 | 85 |
| 1/27 | at Tennessee State* | L | 71 | 82 |
| 2/1 | at Tennessee Tech* | L | 75 | 88 |
| 2/3 | at Middle Tennessee* | L | 58 | 91 |
| 2/8 | EASTERN ILLINOIS* | W | 82 | 72 |
| 2/10 | SOUTHEAST MISSOURI* | W | 84 | 76 |
| 2/13 | MOREHEAD STATE* | W | 77 | 66 |
| 2/15 | at Tennessee-Martin* | L | 66 | 77 |
| 2/17 | at Murray State* | L | 57 | 83 |
| 2/22 | TENNESSEE STATE* | W | 83 | 74 |

* Ohio Valley Conference Game

¹ Iona Pepsi Classic (New Rochelle, N.Y.)

--- Leading Scorer ---

Daniel Sutton (Jr., F, 14.1 ppg)

1997-98

Record: 10-17 (8-10 OVC)

Coach: Scott Perry

Home: 6-6 Away: 4-11 Neutral: 0-0

| Date | Opponent | W/L | EKU | OPP |
|-------|--------------------------|-------|-----|-----|
| 11/18 | BEREA COLLEGE | L | 88 | 94 |
| 11/22 | at Florida International | L | 77 | 99 |
| 11/24 | at Miami (Fla.) | L | 64 | 86 |
| 12/4 | at Murray State* | L | 57 | 64 |
| 12/6 | at Tennessee-Martin* | L | 64 | 67 |
| 12/13 | at Samford | L | 55 | 58 |
| 12/20 | at Cincinnati | L | 53 | 106 |
| 12/22 | INDIANA STATE | L | 61 | 78 |
| 12/30 | at Georgia State | W | 68 | 59 |
| 1/3 | EASTERN ILLINOIS* | W | 67 | 63 |
| 1/5 | SOUTHEAST MISSOURI* | W(OT) | 82 | 79 |
| 1/8 | at Austin Peay* | L | 66 | 79 |
| 1/10 | at Tennessee State* | W | 71 | 69 |
| 1/13 | MURRAY STATE* | L | 63 | 73 |
| 1/17 | at Morehead State* | L | 85 | 86 |
| 1/22 | MIDDLE TENNESSEE* | L | 89 | 96 |
| 1/24 | TENNESSEE TECH* | W | 65 | 53 |
| 1/29 | at Eastern Illinois* | L(OT) | 68 | 72 |
| 1/31 | at Southeast Missouri* | L | 78 | 97 |
| 2/3 | TENNESSEE-MARTIN* | W | 83 | 77 |
| 2/5 | AUSTIN PEAY* | L | 79 | 88 |
| 2/7 | TENNESSEE STATE* | L | 66 | 79 |
| 2/10 | IUPUI | W | 73 | 69 |
| 2/14 | MOREHEAD STATE* | W | 87 | 72 |
| 2/19 | at Middle Tennessee* | W | 55 | 54 |

| | | | | |
|------|----------------------------------|---|----|----|
| 2/21 | at Tennessee Tech* | W | 84 | 75 |
| 2/24 | at Middle Tennessee ¹ | L | 49 | 61 |

* Ohio Valley Conference Game

¹ Ohio Valley Conference Tournament

--- Leading Scorer ---

Mark Williams (Jr., G, 13.3 ppg)

1998-99

Record: 3-23 (2-16 OVC)

Coach: Scott Perry

Home: 2-9 Away: 1-13 Neutral: 0-1

| Date | Opponent | W/L | EKU | OPP |
|-------|------------------------------------|-------|-----|-----|
| 11/17 | at Kentucky | L | 64 | 99 |
| 11/19 | BELMONT | W | 99 | 97 |
| 11/24 | at Indiana State | L | 54 | 78 |
| 12/3 | TENNESSEE-MARTIN* | L(OT) | 63 | 74 |
| 12/5 | MURRAY STATE* | L | 66 | 108 |
| 12/10 | at Southeast Missouri* | L | 58 | 78 |
| 12/12 | at IUPUI | L | 61 | 74 |
| 12/19 | at Notre Dame | L | 77 | 82 |
| 12/21 | at California ¹ | L | 49 | 84 |
| 12/22 | vs. Mississippi State ¹ | L | 62 | 75 |
| 12/30 | GEORGIA STATE | L | 56 | 61 |
| 1/4 | at Eastern Illinois* | L | 56 | 71 |
| 1/7 | TENNESSEE STATE* | L | 79 | 86 |
| 1/9 | AUSTIN PEAY* | L | 57 | 78 |
| 1/12 | at Tennessee-Martin* | W(OT) | 64 | 60 |
| 1/16 | MOREHEAD STATE* | L | 78 | 98 |
| 1/21 | at Tennessee Tech* | L | 42 | 70 |
| 1/23 | at Middle Tennessee* | L | 67 | 82 |
| 1/30 | EASTERN ILLINOIS* | W | 75 | 73 |
| 2/2 | at Murray State* | L | 66 | 81 |
| 2/4 | at Tennessee State* | L | 72 | 86 |
| 2/6 | at Austin Peay* | L | 64 | 80 |
| 2/13 | at Morehead State* | L | 69 | 91 |
| 2/16 | SOUTHEAST MISSOURI* | L | 61 | 77 |
| 2/18 | TENNESSEE TECH* | L | 78 | 89 |
| 2/20 | MIDDLE TENNESSEE* | L | 65 | 72 |

* Ohio Valley Conference Game

¹ Golden Bear Classic (Oakland, Calif.)

--- Leading Scorer ---

Whitney Robinson (Fr., G, 17.8 ppg)

1999-00

Record: 6-21 (2-16 OVC)

Coach: Scott Perry

Home: 5-8 Away: 1-13 Neutral: 0-0

| Date | Opponent | W/L | EKU | OPP |
|-------|---------------------------|-----|-----|-----|
| 11/20 | at Belmont | L | 69 | 85 |
| 11/27 | WILMINGTON COLLEGE | W | 97 | 61 |
| 11/30 | LOYOLA UNIVERSITY CHICAGO | W | 72 | 60 |
| 12/4 | at Morehead State* | W | 73 | 72 |
| 12/11 | SHAWNEE STATE | W | 96 | 56 |
| 12/19 | at Ohio State | L | 40 | 72 |
| 12/22 | AMERICAN UNIVERSITY | W | 73 | 63 |
| 12/28 | at UNLV | L | 80 | 87 |
| 12/30 | at Cal State Fullerton | L | 83 | 98 |
| 1/3 | at Detroit | L | 51 | 65 |
| 1/6 | MIDDLE TENNESSEE* | W | 85 | 83 |
| 1/8 | TENNESSEE TECH* | L | 74 | 75 |
| 1/13 | at Austin Peay* | L | 65 | 94 |
| 1/15 | at Tennessee State* | L | 88 | 94 |
| 1/18 | MOREHEAD STATE* | L | 76 | 79 |
| 1/20 | MURRAY STATE* | L | 77 | 82 |



| | | | | |
|------|------------------------|---|----|-----|
| 1/22 | TENNESSEE-MARTIN* | L | 74 | 82 |
| 1/27 | at Eastern Illinois* | L | 57 | 85 |
| 1/29 | at Southeast Missouri* | L | 65 | 77 |
| 2/3 | at Middle Tennessee* | L | 71 | 94 |
| 2/5 | at Tennessee Tech* | L | 66 | 91 |
| 2/10 | AUSTIN PEAY* | L | 58 | 63 |
| 2/12 | TENNESSEE STATE* | L | 60 | 74 |
| 2/17 | at Murray State* | L | 68 | 101 |
| 2/19 | at Tennessee-Martin* | L | 75 | 82 |
| 2/24 | EASTERN ILLINOIS* | L | 47 | 90 |
| 2/26 | SOUTHEAST MISSOURI* | L | 48 | 65 |

* Ohio Valley Conference Game

--- Leading Scorer ---

Sam Hoskin (Fr., G, 15.7 ppg)

2000-01

Record: 7-19 (1-15 OVC)

Coach: Travis Ford

Home: 6-7 Away: 1-12 Neutral: 0-0

| Date | Opponent | W/L | EKU | OPP |
|-------|------------------------------|-------|-----|-----|
| 11/17 | URBANA COLLEGE | W | 73 | 47 |
| 11/22 | at Xavier University | L | 75 | 93 |
| 11/28 | CAPITAL UNIVERSITY | W | 70 | 61 |
| 12/2 | at Ohio State | L | 44 | 90 |
| 12/5 | at Kentucky | L | 79 | 94 |
| 12/9 | SHAWNEE STATE | W | 97 | 86 |
| 12/18 | HIGH POINT | W(OT) | 72 | 68 |
| 12/20 | CAL STATE FULLERTON | W | 73 | 67 |
| 12/23 | at Loyola University Chicago | L | 72 | 79 |
| 12/28 | at American University | W | 72 | 67 |
| 1/4 | at Tennessee Tech* | L | 85 | 109 |
| 1/11 | TENNESSEE STATE* | L | 80 | 95 |
| 1/13 | AUSTIN PEAY* | L | 73 | 81 |
| 1/16 | at Morehead State* | L | 84 | 91 |
| 1/18 | at Tennessee-Martin* | L | 60 | 71 |
| 1/20 | at Murray State* | L | 66 | 95 |
| 1/27 | EASTERN ILLINOIS* | L | 79 | 96 |
| 1/29 | SOUTHEAST MISSOURI* | L | 59 | 65 |
| 2/3 | TENNESSEE TECH* | L | 63 | 69 |
| 2/5 | MOREHEAD STATE* | L(OT) | 72 | 78 |
| 2/8 | at Tennessee State* | L | 79 | 92 |
| 2/10 | at Austin Peay* | L | 62 | 87 |
| 2/15 | TENNESSEE-MARTIN* | W | 75 | 62 |
| 2/17 | MURRAY STATE* | L | 81 | 86 |
| 2/22 | at Southeast Missouri* | L | 70 | 81 |
| 2/24 | at Eastern Illinois* | L | 80 | 89 |

* Ohio Valley Conference Game

--- Leading Scorer ---

Lavoris Jerry (Sr., F, 17.8 ppg)

2001-02

Record: 7-20 (3-13 OVC)

Coach: Travis Ford

Home: 7-6 Away: 0-14 Neutral: 0-0

| Date | Opponent | W/L | EKU | OPP |
|-------|---------------------|-----|-----|-----|
| 11/17 | WILMINGTON COLLEGE | W | 91 | 56 |
| 11/20 | WESTERN ILLINOIS | L | 62 | 71 |
| 11/24 | at Wyoming | L | 78 | 98 |
| 11/27 | MARIETTA COLLEGE | W | 90 | 71 |
| 12/1 | at Memphis | L | 74 | 111 |
| 12/4 | at High Point | L | 60 | 70 |
| 12/8 | at Dayton | L | 70 | 82 |
| 12/15 | TRANSYLVANIA | W | 77 | 51 |
| 12/19 | at Western Illinois | L | 57 | 70 |

| | | | | |
|-------|------------------------|--------|-----|-----|
| 12/26 | at Louisville | L | 77 | 94 |
| 12/29 | AUSTIN PEAY* | L | 70 | 82 |
| 1/3 | TENNESSEE TECH* | L | 61 | 90 |
| 1/5 | TENNESSEE STATE* | L | 68 | 69 |
| 1/10 | at Southeast Missouri* | L | 75 | 95 |
| 1/12 | at Eastern Illinois* | L | 59 | 86 |
| 1/15 | IPFW | W(2OT) | 100 | 96 |
| 1/19 | at Morehead State* | L | 71 | 84 |
| 1/24 | TENNESSEE-MARTIN* | W(4OT) | 108 | 100 |
| 1/26 | MURRAY STATE* | W | 92 | 81 |
| 2/2 | at Austin Peay* | L | 59 | 70 |
| 2/4 | at Tennessee Tech* | L | 48 | 71 |
| 2/7 | EASTERN ILLINOIS* | W | 76 | 70 |
| 2/9 | SOUTHEAST MISSOURI* | L | 74 | 81 |
| 2/11 | at Tennessee State* | L | 63 | 66 |
| 2/16 | MOREHEAD STATE* | L | 60 | 76 |
| 2/21 | at Murray State* | L | 74 | 85 |
| 2/23 | at Tennessee-Martin* | L | 77 | 82 |

* Ohio Valley Conference Game

--- Leading Scorer ---

Shawn Fields (Jr., G, 16.4 ppg)

2002-03

Record: 11-17 (5-11 OVC)

Coach: Travis Ford

Home: 8-6 Away: 3-10 Neutral: 0-1

| Date | Opponent | W/L | EKU | OPP |
|-------|-------------------------------|-----|-----|-----|
| 11/23 | KENTUCKY CHRISTIAN | W | 106 | 71 |
| 11/27 | COL. OF MOUNT ST. JOSEPH | W | 87 | 68 |
| 11/30 | at IPFW | L | 69 | 76 |
| 12/4 | at Morris Brown College | W | 74 | 64 |
| 12/7 | SHEPHERD UNIVERSITY | W | 78 | 55 |
| 12/14 | OHIO WESLEYAN | W | 109 | 56 |
| 12/17 | at Louisville ¹ | L | 63 | 104 |
| 12/18 | vs. Wright State ¹ | L | 61 | 75 |
| 12/21 | WINTHROP | L | 73 | 84 |
| 12/28 | at Xavier University | L | 60 | 84 |
| 1/4 | at Tennessee State* | W | 109 | 83 |
| 1/9 | SOUTHEAST MISSOURI* | L | 77 | 93 |
| 1/11 | EASTERN ILLINOIS* | W | 94 | 85 |
| 1/14 | at Tennessee Tech* | L | 76 | 93 |
| 1/18 | MOREHEAD STATE* | L | 50 | 54 |
| 1/23 | at Tennessee-Martin* | L | 75 | 85 |
| 1/25 | at Murray State* | L | 80 | 92 |
| 1/29 | MORRIS BROWN COLLEGE | W | 68 | 64 |
| 2/1 | AUSTIN PEAY* | L | 77 | 86 |

| | | | | |
|------|-----------------------------|-------|----|----|
| 2/6 | at Eastern Illinois* | L | 76 | 95 |
| 2/8 | at Southeast Missouri* | W | 79 | 75 |
| 2/10 | TENNESSEE STATE* | W | 89 | 72 |
| 2/15 | at Morehead State* | L | 87 | 88 |
| 2/17 | TENNESSEE TECH* | L(OT) | 68 | 76 |
| 2/20 | MURRAY STATE* | W | 73 | 71 |
| 2/22 | TENNESSEE-MARTIN* | L | 70 | 78 |
| 2/27 | at Austin Peay* | L | 64 | 78 |
| 3/4 | at Austin Peay ² | L | 80 | 83 |

¹ Billy Minardi Classic (Louisville, Ky.)

* Ohio Valley Conference Game

² Ohio Valley Conference Tournament

--- Leading Scorer ---

Shawn Fields (Sr., G, 16.1 ppg)


2003-04

Record: 14-15 (8-8 OVC)

Coach: Travis Ford

Home: 11-3 Away: 3-11 Neutral: 0-1

| Date | Opponent | W/L | EKU | OPP |
|-------|--------------------------|--------|-----|-----|
| 11/21 | at Saint Louis | L | 58 | 64 |
| 11/25 | OHIO WESLEYAN | W | 106 | 52 |
| 11/29 | at Alabama A&M | L | 65 | 71 |
| 12/2 | at Winthrop | L | 66 | 67 |
| 12/6 | CENTRE COLLEGE | W | 67 | 46 |
| 12/8 | at Savannah State | L(OT) | 62 | 63 |
| 12/20 | SAVANNAH STATE | W | 90 | 56 |
| 12/23 | at Kentucky | L | 72 | 101 |
| 12/27 | at Florida | L | 63 | 109 |
| 12/30 | ALABAMA A&M | W | 107 | 71 |
| 1/3 | ROBERT MORRIS UNIVERSITY | W | 67 | 58 |
| 1/8 | TENNESSEE-MARTIN* | W | 72 | 68 |
| 1/10 | MURRAY STATE* | L | 71 | 82 |
| 1/15 | AUSTIN PEAY* | L | 59 | 65 |
| 1/17 | TENNESSEE TECH* | W | 70 | 68 |
| 1/22 | at Jacksonville State* | L | 82 | 85 |
| 1/24 | at Samford* | W(2OT) | 95 | 86 |
| 1/29 | at Murray State* | L | 70 | 94 |
| 1/31 | at Tennessee-Martin* | L | 74 | 76 |
| 2/3 | at Morehead State* | L | 67 | 74 |
| 2/9 | TENNESSEE STATE* | W | 68 | 65 |
| 2/12 | SAMFORD* | W | 63 | 43 |
| 2/14 | JACKSONVILLE STATE* | W | 82 | 75 |
| 2/19 | at Southeast Missouri* | W | 85 | 81 |
| 2/21 | at Eastern Illinois* | W | 71 | 67 |
| 2/24 | MOREHEAD STATE* | L | 71 | 80 |



Led by head coach Travis Ford, the 2004-05 Colonels advanced to the NCAA Tournament for the first time in 26 years.

| | | | | |
|------|------------------------------|---|----|----|
| 2/28 | at Austin Peay* | L | 64 | 81 |
| 3/2 | SAMFORD ¹ | W | 81 | 61 |
| 3/5 | vs. Austin Peay ² | L | 57 | 62 |

* Ohio Valley Conference Game

¹ Ohio Valley Conference Tournament

² Ohio Valley Conference Tournament (Nashville, Tenn.)

--- Leading Scorer ---

Matt Witt (So., G, 15.6 ppg)

2004-05

Record: 22-9 (11-5 OVC)

Coach: Travis Ford

OVC Tournament Champions

NCAA Tournament

Home: 12-1 Away: 8-7 Neutral: 2-1

| Date | Opponent | W/L | SKU | OPP |
|-------|-------------------------------------|-------|-----|-----|
| 11/21 | at Dayton | W | 73 | 66 |
| 11/23 | WEBSTER UNIVERSITY | W | 102 | 47 |
| 11/27 | COL. MOUNT ST. JOSEPH | W | 103 | 75 |
| 12/2 | SAVANNAH STATE | W | 87 | 59 |
| 12/4 | at Coastal Carolina | W | 77 | 62 |
| 12/8 | at Western Kentucky | L | 63 | 75 |
| 12/11 | at Robert Morris University | W | 79 | 69 |
| 12/14 | GREENVILLE COLLEGE | W | 87 | 62 |
| 12/20 | at Savannah State | W | 80 | 64 |
| 12/22 | at Florida | L | 49 | 98 |
| 12/30 | at Louisville | L | 63 | 78 |
| 1/6 | at Tennessee-Martin* | W | 71 | 67 |
| 1/8 | at Murray State* | L(OT) | 78 | 80 |
| 1/13 | at Austin Peay* | W(OT) | 67 | 63 |
| 1/15 | at Tennessee Tech* | L | 64 | 78 |
| 1/20 | JACKSONVILLE STATE* | W | 72 | 60 |
| 1/22 | SAMFORD* | L | 61 | 67 |
| 1/27 | MURRAY STATE* | W | 73 | 61 |
| 1/29 | TENNESSEE-MARTIN* | W | 95 | 71 |
| 2/1 | MOREHEAD STATE* | W | 83 | 69 |
| 2/3 | at Tennessee State* | L | 63 | 75 |
| 2/10 | at Samford* | W | 56 | 53 |
| 2/12 | at Jacksonville State* | L | 55 | 70 |
| 2/17 | SOUTHEAST MISSOURI* | W | 83 | 72 |
| 2/19 | EASTERN ILLINOIS* | W | 74 | 72 |
| 2/22 | at Morehead State* | W | 69 | 61 |
| 2/26 | AUSTIN PEAY* | W | 70 | 66 |
| 3/1 | TENNESSEE STATE ¹ | W | 74 | 68 |
| 3/4 | vs. Southeast Missouri ² | W | 69 | 52 |
| 3/5 | vs. Austin Peay ² | W | 52 | 46 |
| 3/17 | vs. Kentucky ³ | L | 64 | 72 |

* Ohio Valley Conference Game

¹ Ohio Valley Conference Tournament

² Ohio Valley Conference Tournament (Nashville, Tenn.)

³ NCAA Tournament (Indianapolis, Ind.)

--- Leading Scorer ---

Matt Witt (Jr., G, 14.4 ppg)

2005-06

Record: 14-16 (11-9 OVC)

Coach: Jeff Neubauer

Home: 8-6 Away: 5-8 Neutral: 1-2

| Date | Opponent | W/L | SKU | OPP |
|-------|--------------------------------|--------|-----|-----|
| 11/19 | vs. Wisconsin ¹ | L(2OT) | 89 | 95 |
| 11/20 | vs. Norfolk State ¹ | W | 67 | 60 |
| 11/21 | vs. Georgia ¹ | L | 68 | 76 |
| 11/25 | at Tennessee | L | 58 | 92 |
| 11/28 | WEST VIRGINIA WESLEYAN | W | 88 | 46 |



Jeff Neubauer's second season as head coach ended with Josh Taylor (#24) hitting a last-second jump shot to win the 2007 OVC Tournament and punch the Colonels' ticket to the NCAA Tournament.

| | | | | |
|-------|------------------------------------|---|----|----|
| 12/3 | WESTERN KENTUCKY | L | 89 | 97 |
| 12/8 | at Murray State* | L | 51 | 80 |
| 12/10 | at Austin Peay* | L | 63 | 79 |
| 12/19 | EASTERN ILLINOIS* | W | 57 | 50 |
| 12/21 | TENNESSEE-MARTIN* | W | 75 | 61 |
| 12/30 | COASTAL CAROLINA | W | 60 | 51 |
| 1/2 | at Southeast Missouri* | L | 62 | 68 |
| 1/5 | TENNESSEE TECH* | W | 93 | 75 |
| 1/9 | at Xavier University | L | 63 | 82 |
| 1/12 | at Morehead State* | W | 65 | 63 |
| 1/14 | at Eastern Illinois* | W | 71 | 46 |
| 1/19 | JACKSONVILLE STATE* | W | 86 | 78 |
| 1/21 | SAMFORD* | L | 66 | 85 |
| 1/26 | at Tennessee State* | W | 79 | 74 |
| 1/30 | at Tennessee-Martin* | L | 83 | 90 |
| 2/4 | at Tennessee Tech* | L | 58 | 78 |
| 2/6 | MOREHEAD STATE* | L | 66 | 78 |
| 2/9 | MURRAY STATE* | L | 45 | 62 |
| 2/11 | SOUTHEAST MISSOURI* | W | 80 | 51 |
| 2/14 | at Samford* | W | 75 | 70 |
| 2/16 | at Jacksonville State* | W | 72 | 71 |
| 2/18 | UNC ASHEVILLE | L | 77 | 83 |
| 2/23 | AUSTIN PEAY* | W | 76 | 73 |
| 2/25 | TENNESSEE STATE* | L | 64 | 74 |
| 2/28 | at Jacksonville State ² | L | 59 | 86 |

¹ U.S. Virgin Islands Paradise Jam

* Ohio Valley Conference Game

² Ohio Valley Conference Tournament

--- Leading Scorer ---

Matt Witt (Sr., G, 18.5 ppg)

2006-07

Record: 21-12 (13-7 OVC)

Coach: Jeff Neubauer

OVC Tournament Champions

NCAA Tournament

Home: 11-3 Away: 8-8 Neutral: 2-1

| Date | Opponent | W/L | SKU | OPP |
|-------|----------------------|-----|-----|-----|
| 11/10 | ASBURY COLLEGE | W | 63 | 46 |
| 11/13 | EAST TENNESSEE STATE | W | 70 | 53 |
| 11/17 | at Ohio State | L | 45 | 74 |
| 11/20 | KENYON COLLEGE | W | 63 | 52 |
| 11/25 | at UNC Asheville | W | 73 | 54 |
| 11/28 | at James Madison | W | 70 | 66 |

| | | | | |
|-------|---------------------------------|--------|----|----|
| 12/2 | at Western Kentucky | L | 55 | 78 |
| 12/7 | MURRAY STATE* | W(OT) | 72 | 66 |
| 12/9 | AUSTIN PEAY* | L | 57 | 59 |
| 12/18 | at Eastern Illinois* | W | 73 | 57 |
| 12/20 | at Tennessee-Martin* | W | 82 | 69 |
| 12/30 | at Kentucky | L | 65 | 78 |
| 1/2 | SOUTHEAST MISSOURI* | L | 74 | 88 |
| 1/4 | at Tennessee Tech* | L | 53 | 75 |
| 1/9 | MOREHEAD STATE* | W | 73 | 65 |
| 1/13 | EASTERN ILLINOIS* | W | 63 | 62 |
| 1/18 | at Jacksonville State* | L | 56 | 66 |
| 1/20 | at Samford* | L | 46 | 55 |
| 1/25 | TENNESSEE STATE* | L | 62 | 63 |
| 1/29 | TENNESSEE-MARTIN* | W | 94 | 57 |
| 2/1 | at Morehead State* | W | 69 | 61 |
| 2/3 | TENNESSEE TECH* | W(2OT) | 92 | 90 |
| 2/8 | at Murray State* | W | 64 | 62 |
| 2/10 | at Southeast Missouri* | W | 66 | 61 |
| 2/13 | SAMFORD* | W | 46 | 38 |
| 2/15 | JACKSONVILLE STATE* | W | 63 | 51 |
| 2/17 | at Youngstown State | L | 61 | 66 |
| 2/22 | at Austin Peay* | L | 68 | 77 |
| 2/24 | at Tennessee State* | W | 65 | 53 |
| 2/27 | MOREHEAD STATE ¹ | W | 63 | 45 |
| 3/2 | vs. Tennessee Tech ² | W | 57 | 54 |
| 3/3 | vs. Austin Peay ² | W | 63 | 62 |
| 3/15 | vs. North Carolina ³ | L | 65 | 86 |

* Ohio Valley Conference Game

¹ Ohio Valley Conference Tournament

² Ohio Valley Conference Tournament (Nashville, Tenn.)

³ NCAA Tournament (Winston-Salem, N.C.)

--- Leading Scorer ---

Mike Rose (So., G, 15.1 ppg)

2007-08

Record: 14-16 (10-10 OVC)

Coach: Jeff Neubauer

Home: 9-7 Away: 5-9 Neutral: 0-0

| Date | Opponent | W/L | SKU | OPP |
|-------|-------------------------|-----|-----|-----|
| 11/10 | WEST VIRGINIA WESLEYAN | W | 78 | 45 |
| 11/13 | THOMAS MORE COLLEGE | W | 56 | 38 |
| 11/17 | at East Tennessee State | L | 56 | 76 |
| 11/21 | at Alabama-Birmingham | L | 50 | 64 |
| 11/25 | at #10 Duke | L | 43 | 78 |



| | | | | |
|-------|-----------------------------|-------|----|----|
| 11/28 | JAMES MADISON | L | 71 | 82 |
| 12/1 | YOUNGSTOWN STATE | W | 61 | 50 |
| 12/5 | at Murray State* | W | 59 | 58 |
| 12/8 | WESTERN KENTUCKY | L | 60 | 77 |
| 12/17 | EASTERN ILLINOIS* | W | 72 | 69 |
| 12/19 | TENNESSEE-MARTIN* | W | 70 | 51 |
| 12/22 | at Austin Peay* | L | 67 | 75 |
| 1/2 | at Southeast Missouri* | L | 55 | 66 |
| 1/5 | TENNESSEE TECH* | L | 64 | 75 |
| 1/10 | at Morehead State* | L | 53 | 62 |
| 1/12 | at Eastern Illinois* | W | 67 | 56 |
| 1/17 | JACKSONVILLE STATE* | W | 71 | 55 |
| 1/19 | SAMFORD* | L | 57 | 64 |
| 1/24 | at Tennessee State* | W | 65 | 63 |
| 1/29 | at Tennessee-Martin* | W | 74 | 60 |
| 2/2 | at Tennessee Tech* | W | 87 | 77 |
| 2/7 | MURRAY STATE* | W | 60 | 47 |
| 2/9 | SOUTHEAST MISSOURI* | W(OT) | 80 | 69 |
| 2/14 | at Jacksonville State* | L | 61 | 73 |
| 2/16 | at Samford* | L | 73 | 74 |
| 2/20 | MOREHEAD STATE* | L | 49 | 51 |
| 2/23 | BALL STATE | W | 51 | 48 |
| 2/28 | AUSTIN PEAY* | L | 59 | 65 |
| 3/1 | TENNESSEE STATE* | L | 70 | 89 |
| 3/4 | at Austin Peay ¹ | L | 51 | 76 |

* Ohio Valley Conference Game

¹ Ohio Valley Conference Tournament

--- Leading Scorer ---

Mike Rose (Sr., F, 15.3 ppg)

2008-09**Record: 18-13 (10-8 OVC)****Coach: Jeff Neubauer****Home: 12-2 Away: 5-11 Neutral: 1-0**

| Date | Opponent | W/L | EKU | OPP |
|-------|-------------------------------------|-------|-----|-----|
| 11/14 | at Florida International | L | 54 | 57 |
| 11/18 | WINSTON-SALEM STATE | W | 69 | 44 |
| 11/22 | at Texas Tech ¹ | L | 84 | 98 |
| 11/25 | THIEL COLLEGE ² | W | 91 | 43 |
| 11/28 | at Fairleigh Dickinson ³ | W | 83 | 47 |
| 11/29 | vs. Akron ³ | W | 69 | 57 |
| 12/4 | MURRAY STATE* | L | 50 | 58 |
| 12/6 | TENNESSEE-MARTIN* | W | 78 | 75 |
| 12/9 | COVENANT COLLEGE | W | 93 | 50 |
| 12/13 | at Ball State | W | 71 | 58 |
| 12/20 | at Cincinnati | L(OT) | 77 | 85 |
| 12/22 | INDIANA UNIV. NORTHWEST | L | 73 | 74 |
| 1/3 | at Tennessee State* | L | 63 | 69 |
| 1/5 | at Austin Peay* | L | 79 | 82 |
| 1/8 | JACKSONVILLE STATE* | W | 75 | 67 |
| 1/10 | TENNESSEE TECH* | W | 85 | 80 |
| 1/15 | at Eastern Illinois* | L | 48 | 58 |
| 1/17 | at Southeast Missouri* | W | 74 | 71 |
| 1/20 | at Chicago State | W | 71 | 68 |
| 1/24 | at Morehead State* | L | 64 | 68 |
| 1/27 | AUSTIN PEAY* | W(OT) | 73 | 70 |
| 1/31 | TENNESSEE STATE* | W | 77 | 59 |
| 2/5 | at Tennessee Tech* | W | 80 | 73 |
| 2/7 | at Jacksonville State* | L | 70 | 75 |
| 2/12 | SOUTHEAST MISSOURI* | W | 84 | 64 |
| 2/14 | EASTERN ILLINOIS* | W | 73 | 55 |
| 2/18 | MOREHEAD STATE* | W | 74 | 70 |
| 2/21 | OHIO | W | 73 | 51 |
| 2/26 | at Tennessee-Martin* | L | 55 | 74 |
| 2/28 | at Murray State* | L(OT) | 65 | 70 |
| 3/3 | at Morehead State ⁴ | L | 72 | 91 |

¹ Legends Classic (Lubbock, Texas)² Legends Classic (Richmond, Ky.)³ Legends Classic (Hackensack, N.J.)

* Ohio Valley Conference Game

⁴ Ohio Valley Conference Tournament

--- Leading Scorer ---

Mike Rose (Sr., G, 19.9 ppg)

2009-10**Record: 20-13 (11-7 OVC)****Coach: Jeff Neubauer****Home: 15-3 Away: 4-10 Neutral: 1-0**

| Date | Opponent | W/L | EKU | OPP |
|-------|------------------------------------|-----|-----|-----|
| 11/14 | WEST VIRGINIA WESLEYAN | W | 102 | 71 |
| 11/19 | at Pittsburgh ¹ | L | 60 | 71 |
| 11/23 | FAIRLEIGH DICKINSON ¹ | W | 68 | 39 |
| 11/24 | CALIFORNIA-IRVINE ¹ | W | 67 | 57 |
| 11/25 | TEXAS-SAN ANTONIO ¹ | W | 74 | 72 |
| 11/28 | FLORIDA INTERNATIONAL | W | 81 | 67 |
| 12/3 | at Murray State* | L | 60 | 62 |
| 12/5 | at Tennessee-Martin* | W | 85 | 74 |
| 12/9 | OHIO VALLEY UNIVERSITY | W | 74 | 58 |
| 12/12 | at Maryland | L | 72 | 83 |
| 12/19 | at Ohio | L | 62 | 74 |
| 12/29 | vs. Morgan State ² | W | 76 | 62 |
| 12/30 | at Chattanooga ² | L | 54 | 68 |
| 1/2 | TENNESSEE STATE* | W | 79 | 71 |
| 1/4 | AUSTIN PEAY* | W | 76 | 71 |
| 1/7 | at Jacksonville State* | L | 65 | 68 |
| 1/9 | at Tennessee Tech* | W | 78 | 73 |
| 1/14 | EASTERN ILLINOIS* | W | 67 | 59 |
| 1/16 | SOUTHEAST MISSOURI* | W | 79 | 63 |
| 1/19 | CHICAGO STATE | W | 74 | 50 |
| 1/23 | MOREHEAD STATE* | L | 53 | 69 |
| 1/28 | at Austin Peay* | L | 76 | 80 |
| 1/31 | at Tennessee State* | W | 75 | 58 |
| 2/4 | TENNESSEE TECH* | W | 76 | 58 |
| 2/6 | JACKSONVILLE STATE* | W | 66 | 65 |
| 2/11 | at Southeast Missouri* | W | 59 | 56 |
| 2/13 | at Eastern Illinois* | L | 54 | 77 |
| 2/17 | at Morehead State* | L | 64 | 77 |
| 2/20 | WINTHROP | W | 77 | 57 |
| 2/25 | TENNESSEE-MARTIN* | W | 84 | 60 |
| 2/27 | MURRAY STATE* | L | 74 | 88 |
| 3/2 | at Eastern Illinois ³ | L | 61 | 68 |
| 3/17 | COLLEGE OF CHARLESTON ⁴ | L | 79 | 82 |

¹ O'Reilly Auto Parts CBE Classic² Dr. Pepper Classic (Chattanooga Tenn.)

* Ohio Valley Conference Game

³ Ohio Valley Conference Tournament⁴ 2010 College Basketball Invitational (CBI)

--- Leading Scorer ---

Justin Stommes (Sr., G, 14.2 ppg)

2010-11**Record: 15-16 (9-9 OVC)****Coach: Jeff Neubauer****Home: 8-5 Away: 6-9 Neutral: 1-2**

| Date | Opponent | W/L | EKU | OPP |
|-------|---|-------|-----|-----|
| 11/12 | at Loyola University Chicago ¹ | L | 57 | 73 |
| 11/13 | vs. Texas-Rio Grande Valley ¹ | L | 53 | 67 |
| 11/14 | vs. Indiana State ¹ | W(OT) | 64 | 59 |
| 11/17 | SIU EDWARDSVILLE | W | 81 | 65 |
| 11/20 | PRESBYTERIAN COLLEGE | L | 66 | 67 |

| | | | | |
|-------|-------------------------------------|-------|----|----|
| 11/23 | CINCINNATI CHRISTIAN COL. | W | 91 | 27 |
| 12/2 | MURRAY STATE* | L | 72 | 74 |
| 12/4 | TENNESSEE-MARTIN* | W | 77 | 69 |
| 12/8 | KENTUCKY CHRISTIAN | W | 95 | 45 |
| 12/11 | at #20 Minnesota | L | 58 | 71 |
| 12/18 | at Austin Peay* | L | 51 | 78 |
| 12/21 | at Tennessee State* | L | 49 | 62 |
| 12/31 | at Georgia | L | 57 | 64 |
| 1/2 | at Georgia Southern | W | 79 | 73 |
| 1/6 | JACKSONVILLE STATE* | W | 64 | 61 |
| 1/8 | TENNESSEE TECH* | L | 66 | 78 |
| 1/13 | at Eastern Illinois* | W | 63 | 49 |
| 1/15 | at Southeast Missouri* | W | 64 | 52 |
| 1/18 | at SIU Edwardsville | W | 70 | 50 |
| 1/22 | at Morehead State* | W | 59 | 49 |
| 1/27 | AUSTIN PEAY* | L | 52 | 61 |
| 1/29 | TENNESSEE STATE* | W | 86 | 72 |
| 2/3 | at Tennessee Tech* | L | 54 | 63 |
| 2/5 | at Jacksonville State* | W | 57 | 51 |
| 2/10 | SOUTHEAST MISSOURI* | W | 77 | 64 |
| 2/12 | EASTERN ILLINOIS* | W | 67 | 47 |
| 2/16 | MOREHEAD STATE* | L(OT) | 68 | 76 |
| 2/19 | at Western Carolina | L | 74 | 81 |
| 2/24 | at Tennessee-Martin* | L | 70 | 78 |
| 2/26 | at Murray State* | L | 56 | 66 |
| 3/2 | vs. Southeast Missouri ² | L | 49 | 65 |

¹ Nick Kladis Classic (Chicago, Ill.)

* Ohio Valley Conference Game

² Ohio Valley Conference Tournament (Nashville, Tenn.)

--- Leading Scorer ---

Spencer Perrin (Sr., F, 13.3 ppg)

2011-12**Record: 16-16 (7-9 OVC)****Coach: Jeff Neubauer****Home: 11-3 Away: 4-11 Neutral: 1-2**

| Date | Opponent | W/L | EKU | OPP |
|-------|-----------------------------------|--------|-----|-----|
| 11/7 | at Mississippi State ¹ | L | 66 | 76 |
| 11/12 | at Winthrop | W | 71 | 59 |
| 11/14 | at Presbyterian College | L | 50 | 78 |
| 11/18 | at Liberty ² | W | 73 | 65 |
| 11/19 | vs. William & Mary ² | W | 63 | 44 |
| 11/20 | vs. Lehigh ² | L | 51 | 76 |
| 11/27 | at Norfolk State | L | 63 | 70 |
| 11/29 | at Delaware State | L | 43 | 57 |
| 12/3 | BRESCIA UNIVERSITY | W | 107 | 43 |
| 12/6 | NORTH CAROLINA CENTRAL | W | 75 | 62 |
| 12/10 | GEORGIA SOUTHERN | W | 63 | 59 |
| 12/17 | at Jacksonville State* | W | 59 | 53 |
| 12/20 | at Arkansas | L | 57 | 71 |
| 12/29 | AUSTIN PEAY* | W | 67 | 65 |
| 12/31 | TENNESSEE STATE* | W | 73 | 68 |
| 1/4 | at #18/19 Murray State* | L | 67 | 76 |
| 1/7 | SOUTHEAST MISSOURI* | W | 63 | 59 |
| 1/12 | at Austin Peay* | L | 65 | 80 |
| 1/14 | at Morehead State* | L | 54 | 57 |
| 1/19 | TENNESSEE-MARTIN* | W(2OT) | 86 | 78 |
| 1/22 | LONGWOOD | W | 78 | 71 |
| 1/26 | TENNESSEE TECH* | L | 65 | 82 |
| 1/28 | at Tennessee State* | L(2OT) | 85 | 91 |
| 2/2 | at Eastern Illinois* | W | 47 | 43 |
| 2/4 | at SIU Edwardsville* | L | 74 | 80 |
| 2/7 | MID-CONTINENT UNIVERSITY | W | 59 | 41 |
| 2/11 | MOREHEAD STATE* | L | 45 | 58 |
| 2/15 | at Tennessee Tech* | L | 67 | 74 |
| 2/18 | IPFW | W | 78 | 69 |

| | | | | |
|------|-------------------------------------|---|----|----|
| 2/23 | SIU EDWARDSVILLE* | L | 58 | 63 |
| 2/25 | EASTERN ILLINOIS* | W | 86 | 74 |
| 2/29 | vs. Southeast Missouri ³ | L | 65 | 75 |

¹ 2K Sports Classic
² 2K Sports Classic (Lynchburg, Va.)
 * Ohio Valley Conference Game

³ Ohio Valley Conference Tournament (Nashville, Tenn.)

--- Leading Scorer ---
 Jaron Jones (Sr., G, 17.0 ppg)

2012-13

Record: 25-10 (12-4 OVC)

Coach: Jeff Neubauer

Home: 15-1 Away: 9-7 Neutral: 1-2

| Date | Opponent | W/L | EKU | OPP |
|-------|---|-------|-----|-----|
| 11/9 | CINCINNATI CHRISTIAN UNIV. ¹ | W | 89 | 56 |
| 11/16 | KENNESAW STATE ¹ | W | 85 | 71 |
| 11/17 | TOWSON ¹ | W(OT) | 71 | 69 |
| 11/18 | RADFORD ¹ | W | 83 | 75 |
| 11/24 | NORFOLK STATE | W | 68 | 44 |
| 11/28 | DELAWARE STATE | W | 84 | 51 |
| 12/1 | WESTERN CAROLINA | W | 72 | 70 |
| 12/4 | at North Carolina Central | W | 63 | 57 |
| 12/8 | at Chattanooga | W | 63 | 52 |
| 12/16 | at Illinois | L | 53 | 66 |
| 12/19 | at North Carolina A&T | L | 67 | 78 |
| 12/21 | at High Point | W | 73 | 70 |
| 12/30 | at West Virginia | L | 67 | 74 |
| 1/3 | EASTERN ILLINOIS* | W | 65 | 54 |
| 1/5 | SIU EDWARDSVILLE* | W | 78 | 72 |
| 1/9 | at Murray State* | W | 77 | 65 |
| 1/12 | MOREHEAD STATE* | W | 59 | 52 |
| 1/17 | at Belmont* | L | 76 | 83 |
| 1/19 | at Jacksonville State* | W | 73 | 62 |
| 1/24 | TENNESSEE STATE* | W | 76 | 67 |
| 1/26 | BELMONT* | L | 74 | 85 |
| 1/31 | at Tennessee-Martin* | L | 65 | 72 |
| 2/2 | at Southeast Missouri* | W | 81 | 72 |
| 2/5 | CROWLEY'S RIDGE COLLEGE | W | 97 | 31 |
| 2/9 | at Morehead State* | W | 68 | 47 |
| 2/14 | TENNESSEE TECH* | W | 80 | 69 |
| 2/16 | JACKSONVILLE STATE* | W | 80 | 67 |
| 2/20 | AUSTIN PEAY* | W | 91 | 53 |
| 2/23 | at Valparaiso | L | 60 | 82 |
| 2/28 | at Tennessee Tech* | W | 69 | 54 |
| 3/2 | at Tennessee State* | L(OT) | 81 | 85 |
| 3/7 | vs. Southeast Missouri ² | W | 84 | 69 |
| 3/8 | vs. Murray State ² | L | 73 | 81 |
| 3/19 | at Gardner-Webb ³ | W | 69 | 62 |
| 3/23 | vs. Evansville ⁴ | L | 72 | 86 |

¹ Comfort Suites Invitational
 * Ohio Valley Conference Game

² Ohio Valley Conference Tournament (Nashville, Tenn.)

³ 2013 CollegInsider.com Postseason Tournament (CIT)

⁴ CollegInsider.com Postseason Tournament (Physical Activities Center, University of Southern Indiana, Evansville, Ind.)

--- Leading Scorer ---
 Glenn Cosey (Jr., G, 15.2 ppg)



The 2012-13 Colonels won a school record 25 games, including Eastern's first victory in a national postseason tournament game in 68 years.

2013-14

Record: 24-10 (11-5 OVC)

Coach: Jeff Neubauer

**OVC Tournament Champions
 NCAA Tournament**

Home: 12-2 Away: 8-6 Neutral: 4-2

| Date | Opponent | W/L | EKU | OPP |
|-------|--|-------|-----|-----|
| 11/8 | vs. Florida International ¹ | W | 83 | 61 |
| 11/9 | at Kennesaw State ¹ | W | 68 | 60 |
| 11/10 | vs. Youngstown State ¹ | L | 67 | 75 |
| 11/13 | WARREN WILSON ¹ | W | 114 | 45 |
| 11/16 | HIGH POINT | W | 74 | 67 |
| 11/19 | ALABAMA A&M | W | 82 | 68 |
| 11/22 | BRESCIA UNIVERSITY | W | 95 | 56 |
| 11/30 | at North Carolina State | L | 56 | 75 |
| 12/5 | at Virginia Commonwealth | L(OT) | 68 | 71 |
| 12/7 | at Longwood | W | 76 | 67 |
| 12/14 | at #4/6 Wisconsin | L | 61 | 86 |
| 12/18 | NORTH CAROLINA A&T | W | 84 | 73 |
| 12/29 | at IPFW | W | 90 | 68 |
| 1/2 | at Eastern Illinois* | W | 100 | 81 |
| 1/4 | at SIU Edwardsville* | L | 79 | 85 |
| 1/8 | MURRAY STATE* | L | 64 | 77 |
| 1/11 | at Morehead State* | W | 76 | 65 |
| 1/16 | BELMONT* | W | 74 | 63 |
| 1/18 | JACKSONVILLE STATE* | W | 60 | 56 |
| 1/23 | at Tennessee State* | W | 94 | 78 |
| 1/25 | at Belmont* | L | 81 | 84 |
| 1/30 | TENNESSEE-MARTIN* | W | 89 | 66 |
| 2/1 | SOUTHEAST MISSOURI* | W | 79 | 78 |

| | | | | |
|------|-------------------------------------|---|----|----|
| 2/4 | CHATTANOOGA | W | 74 | 63 |
| 2/8 | MOREHEAD STATE* | L | 79 | 86 |
| 2/13 | at Tennessee Tech* | L | 66 | 72 |
| 2/15 | at Jacksonville State* | W | 86 | 65 |
| 2/22 | at Austin Peay* | W | 96 | 75 |
| 2/27 | TENNESSEE TECH* | W | 74 | 67 |
| 3/1 | TENNESSEE STATE* | W | 70 | 66 |
| 3/6 | vs. Southeast Missouri ² | W | 84 | 76 |
| 3/7 | vs. Murray State ² | W | 86 | 83 |
| 3/8 | vs. Belmont ² | W | 79 | 73 |
| 3/21 | vs. Kansas ³ | L | 69 | 80 |

¹ Kennesaw State Invitational
 * Ohio Valley Conference Game

² Ohio Valley Conference Tournament (Nashville, Tenn.)

³ NCAA Tournament (St. Louis, Mo.)

--- Leading Scorer ---
 Glenn Cosey (Sr., G, 18.7 ppg)


2014-15

Record: 21-12 (11-5 OVC)

Coach: Jeff Neubauer

Home: 13-4 Away: 8-7 Neutral: 0-1

| Date | Opponent | W/L | EKU | OPP |
|-------|-----------------------------|-----|-----|-----|
| 11/14 | SAVANNAH STATE | W | 76 | 53 |
| 11/18 | KENTUCKY CHRISTIAN | W | 115 | 35 |
| 11/22 | CINCINNATI CLERMONT COLLEGE | W | 115 | 50 |
| 11/26 | at Southern Utah | W | 73 | 64 |
| 11/29 | at Brigham Young | L | 76 | 90 |



The 2013-14 Colonels captured the program's sixth OVC Tournament Championship and made Eastern's eighth appearance in the NCAA Tournament, leading No. 2 seed Kansas by one with 8:55 left in the game.



| | | | | |
|-------|-------------------------------|-------|----|----|
| 12/3 | VALPARAISO | L | 66 | 72 |
| 12/7 | at #1 Kentucky | L | 49 | 82 |
| 12/13 | at IUPUI | W | 73 | 64 |
| 12/16 | EAST TENNESSEE | L | 60 | 63 |
| 12/19 | at #18 Miami (Fla.) | W | 72 | 44 |
| 12/20 | at Florida Atlantic | L | 66 | 69 |
| 12/30 | at Coppin State | W | 66 | 63 |
| 1/3 | SOUTH CAROLINA STATE | W | 63 | 52 |
| 1/8 | at Tennessee-Martin* | W | 66 | 58 |
| 1/10 | at Southeast Missouri* | W | 68 | 55 |
| 1/15 | EASTERN ILLINOIS* | L | 65 | 72 |
| 1/17 | SIU EDWARDSVILLE* | W | 78 | 62 |
| 1/22 | at Jacksonville State* | L | 67 | 71 |
| 1/24 | at Tennessee Tech* | L(OT) | 81 | 83 |
| 1/29 | at Murry State* | L(OT) | 78 | 85 |
| 1/31 | at Morehead State* | W | 66 | 57 |
| 2/5 | BELMONT* | W | 81 | 69 |
| 2/7 | TENNESSEE STATE* | W | 77 | 72 |
| 2/11 | MOREHEAD STATE* | W | 69 | 57 |
| 2/14 | at Tennessee State* | W | 69 | 41 |
| 2/19 | at Belmont* | L | 61 | 66 |
| 2/23 | AUSTIN PEAY STATE* | W | 76 | 64 |
| 2/26 | JACKSONVILLE STATE* | W | 63 | 57 |
| 2/28 | TENNESSEE TECH* | W | 70 | 67 |
| 3/6 | vs Belmont ¹ | L | 52 | 53 |
| 3/17 | NORFOLK STATE ² | W | 81 | 75 |
| 3/20 | HIGH POINT ² | W | 66 | 65 |
| 3/25 | TENNESSEE-MARTIN ² | L | 69 | 70 |

* Ohio Valley Conference Game

¹ Ohio Valley Conference Tournament (Nashville, Tenn.)² 2015 CollegeInsider.com Postseason Tournament (CIT)

--- Leading Scorer ---

Corey Walden (Sr., G, 18.6 ppg)

2015-16**Record: 15-16 (6-10 OVC)****Coach: Dan McHale**

Home: 10-6 Away: 5-10 Neutral: 0-0

| Date | Opponent | W/L | EKU | OPP |
|-------|-----------------------------------|-----|-----|-----|
| 11/13 | COPPIN STATE | W | 107 | 80 |
| 11/16 | at UNC Wilmington | L | 59 | 78 |
| 11/20 | BALL STATE ¹ | W | 89 | 81 |
| 11/21 | SOUTH CAROLINA STATE ¹ | W | 92 | 82 |
| 11/22 | LONGWOOD ¹ | W | 110 | 97 |
| 11/25 | THOMAS MORE COLLEGE | W | 101 | 67 |
| 11/28 | SOUTHERN UTAH | W | 98 | 85 |
| 12/1 | at Western Kentucky | L | 84 | 86 |
| 12/5 | at Savannah State | W | 74 | 71 |
| 12/9 | at #4 Kentucky | L | 67 | 88 |
| 12/12 | at Marshall | L | 72 | 96 |
| 12/15 | FLORIDA ATLANTIC | W | 80 | 73 |
| 12/18 | at East Tennessee State | L | 81 | 87 |
| 12/21 | at #19 West Virginia | L | 59 | 84 |
| 12/29 | MANHATTAN | W | 76 | 64 |
| 1/2 | at Austin Peay* | W | 79 | 70 |
| 1/7 | TENNESSEE-MARTIN* | L | 70 | 78 |
| 1/9 | SOUTHEAST MISSOURI* | W | 88 | 69 |
| 1/14 | at Eastern Illinois* | L | 85 | 97 |
| 1/16 | at SIU Edwardsville* | L | 65 | 67 |
| 1/21 | JACKSONVILLE STATE* | W | 91 | 88 |
| 1/23 | TENNESSEE TECH* | L | 83 | 89 |
| 1/27 | MURRAY STATE* | L | 71 | 75 |
| 1/30 | MOREHEAD STATE* | L | 67 | 70 |
| 2/4 | at Tennessee State* | W | 97 | 81 |
| 2/6 | at Belmont* | W | 88 | 78 |
| 2/11 | at Morehead State* | L | 50 | 61 |

| | | | | |
|------|------------------------|---|----|----|
| 2/13 | TENNESSEE STATE* | L | 78 | 79 |
| 2/18 | BELMONT* | L | 78 | 86 |
| 2/25 | at Jacksonville State* | W | 76 | 54 |
| 2/27 | at Tennessee Tech* | L | 82 | 92 |

* Ohio Valley Conference Game

--- Leading Scorer ---

Jarelle Reischel (Sr., W, 17.9 ppg)

2016-17**Record: 12-19 (5-11 OVC)****Coach: Dan McHale**

Home: 8-6 Away: 3-12 Neutral: 1-1

| Date | Opponent | W/L | EKU | OPP |
|-------|--------------------------------|-------|-----|-----|
| 11/8 | GEORGETOWN (Ky.) (Exhibition) | W | 83 | 71 |
| 11/11 | IUPUI | W | 97 | 87 |
| 11/14 | UNC WILMINGTON | L(OT) | 69 | 78 |
| 11/17 | at Auburn [^] | L | 64 | 85 |
| 11/19 | at Texas Tech [^] | L | 71 | 90 |
| 11/22 | vs. Idaho State [^] | W(OT) | 91 | 82 |
| 11/23 | vs. Georgia State [^] | L | 65 | 82 |
| 11/26 | BEREA | W | 92 | 64 |
| 11/30 | WESTERN KENTUCKY | W | 78 | 59 |
| 12/3 | MARSHALL | W | 89 | 80 |
| 12/7 | at Jacksonville | W | 80 | 76 |
| 12/10 | at Ball State | L(OT) | 86 | 91 |
| 12/17 | at #11 Louisville | L | 56 | 87 |
| 12/19 | at Norfolk State | L(OT) | 80 | 87 |
| 12/22 | at Manhattan College | L | 54 | 81 |
| 12/28 | UVA-WISE | W | 70 | 51 |
| 12/31 | at Southeast Missouri* | L | 48 | 81 |
| 1/5 | SIU EDWARDSVILLE* | W | 78 | 61 |
| 1/7 | EASTERN ILLINOIS* | L | 60 | 74 |
| 1/12 | TENNESSEE STATE* | L | 49 | 63 |
| 1/14 | BELMONT* | L | 59 | 72 |
| 1/19 | at Murray State* | L | 79 | 86 |
| 1/21 | at Morehead State* | L | 54 | 80 |
| 1/26 | at Jacksonville State* | W | 57 | 52 |
| 1/28 | at Tennessee Tech* | W | 79 | 66 |
| 2/1 | AUSTIN PEAY* | L(OT) | 81 | 83 |
| 2/4 | at Tennessee-Martin* | L | 68 | 85 |
| 2/11 | MOREHEAD STATE* | L | 62 | 67 |
| 2/16 | at Belmont* | L | 72 | 76 |
| 2/18 | at Tennessee State* | L | 66 | 68 |
| 2/23 | JACKSONVILLE STATE* | W | 68 | 65 |
| 2/25 | TENNESSEE TECH* | W | 75 | 71 |

* Ohio Valley Conference Game

[^] 2016 Cancun Challenge

--- Leading Scorer ---

Nick Mayo (So., F, 18.5 ppg)

2017-18**Record: 11-20 (5-13 OVC)****Coach: Dan McHale**

Home: 6-7 Away: 5-11 Neutral: 0-2

| Date | Opponent | W/L | EKU | OPP |
|-------|-------------------------------------|-------|-----|-----|
| 11/3 | GEORGETOWN (Ky.) (Exhibition) | W | 91 | 69 |
| 11/10 | at Rice | W | 73 | 72 |
| 11/13 | at Ole Miss | L | 75 | 85 |
| 11/16 | KENTUCKY STATE | W | 97 | 66 |
| 11/20 | vs. Prairie View A&M [^] | L | 70 | 80 |
| 11/22 | vs. Eastern Washington [^] | L | 62 | 83 |
| 11/25 | ASBURY | W | 99 | 71 |
| 11/29 | at Western Kentucky | L | 51 | 83 |
| 12/2 | JACKSONVILLE | W(OT) | 70 | 65 |

| | | | | |
|-------|------------------------|---|----|----|
| 12/5 | at Oregon State | L | 62 | 74 |
| 12/10 | at Northern Kentucky | L | 63 | 91 |
| 12/15 | at Charleston Southern | W | 70 | 65 |
| 12/18 | NORFOLK STATE | W | 83 | 66 |
| 12/22 | at Marshall | L | 71 | 91 |
| 12/28 | at Jacksonville State* | L | 58 | 76 |
| 12/30 | at Tennessee Tech* | L | 69 | 77 |
| 1/4 | SIU EDWARDSVILLE* | L | 82 | 85 |
| 1/6 | EASTERN ILLINOIS* | L | 53 | 54 |
| 1/11 | at Tennessee-Martin* | W | 78 | 70 |
| 1/13 | at Southeast Missouri* | W | 91 | 86 |
| 1/18 | TENNESSEE TECH* | L | 67 | 70 |
| 1/20 | JACKSONVILLE STATE* | L | 60 | 68 |
| 1/25 | at Austin Peay* | L | 84 | 90 |
| 1/27 | at Murray State* | L | 73 | 88 |
| 2/1 | BELMONT* | L | 63 | 98 |
| 2/3 | TENNESSEE STATE* | L | 60 | 73 |
| 2/8 | TENNESSEE-MARTIN* | L | 69 | 70 |
| 2/10 | MOREHEAD STATE* | W | 75 | 73 |
| 2/15 | at Belmont* | L | 73 | 84 |
| 2/17 | at Tennessee State* | W | 72 | 59 |
| 2/22 | SOUTHEAST MISSOURI* | W | 91 | 88 |
| 2/24 | at Morehead State* | L | 66 | 70 |

* Ohio Valley Conference Game

[^] 2017 MGM Grand Main Event

--- Leading Scorer ---

Nick Mayo (Sr., F, 18.0 ppg)

2018-19**Record: 13-18 (6-12 OVC)****Coach: A.W. Hamilton**

Home: 8-4 Away: 3-11 Neutral: 2-3

| Date | Opponent | W/L | EKU | OPP |
|-------|--------------------------------------|--------|-----|-----|
| 11/1 | KENTUCKY CHRISTIAN (Exh.) | W | 136 | 92 |
| 11/7 | MARSHALL | L | 77 | 105 |
| 11/10 | at Chattanooga | W | 81 | 78 |
| 11/13 | MIDWAY | W | 107 | 52 |
| 11/16 | vs. #12 Kansas State ¹ | L | 68 | 95 |
| 11/17 | vs. Northern Iowa ¹ | L | 85 | 90 |
| 11/19 | vs. Kennesaw State ¹ | W | 100 | 81 |
| 11/28 | at #6 Tennessee | L | 67 | 95 |
| 12/1 | at High Point | W | 70 | 69 |
| 12/5 | USC UPSTATE | W | 79 | 77 |
| 12/8 | NORTHERN KENTUCKY | W | 76 | 74 |
| 12/15 | at Xavier | L | 77 | 95 |
| 12/22 | at Duquesne | L(OT) | 84 | 85 |
| 12/28 | BRESCIA | W | 145 | 72 |
| 1/3 | at Austin Peay* | L | 75 | 93 |
| 1/5 | at Murray State* | L | 85 | 97 |
| 1/10 | at Tennessee State* | L | 81 | 82 |
| 1/12 | at Belmont* | L | 93 | 109 |
| 1/17 | TENNESSEE-MARTIN* | W | 97 | 73 |
| 1/19 | SOUTHEAST MISSOURI* | W | 85 | 83 |
| 1/24 | vs. Jacksonville State* ² | W | 88 | 70 |
| 1/26 | vs. Tennessee Tech* ³ | L | 85 | 91 |
| 1/31 | at Eastern Illinois* | L | 66 | 67 |
| 2/2 | at SIU Edwardsville* | L(2OT) | 82 | 88 |
| 2/7 | BELMONT* | L | 65 | 83 |
| 2/9 | TENNESSEE STATE* | W | 75 | 65 |
| 2/14 | at Morehead State* | L | 72 | 78 |
| 2/16 | MURRAY STATE* | L | 70 | 102 |
| 2/21 | at Tennessee Tech* | W | 67 | 66 |
| 2/23 | at Jacksonville State* | L(2OT) | 101 | 104 |

| | | | | |
|------|-----------------|---|----|----|
| 2/28 | AUSTIN PEAY* | W | 82 | 80 |
| 3/2 | MOREHEAD STATE* | L | 77 | 78 |

*Ohio Valley Conference Game
¹2018 U.S. Virgin Islands Paradise Jam
²Berea, Ky.
³Georgetown, Ky.

--- Leading Scorer ---
 Nick Mayo (Sr., F, 18.7 ppg)

2019-20

Record: 16-17 (12-6 OVC)

Coach: A.W. Hamilton

Home: 10-4 Away: 5-10 Neutral: 1-3

| Date | Opponent | W/L | EKU | OPP |
|-------|--|-----|-----|-----|
| 10/31 | BEREA COLLEGE (Exh.) | W | 113 | 63 |
| 11/5 | CHATTANOOGA | W | 79 | 68 |
| 11/8 | at #2 Kentucky | L | 49 | 91 |
| 11/12 | OHIO CHILlicoTHE | W | 129 | 43 |
| 11/15 | WESTERN KENTUCKY | L | 71 | 79 |
| 11/19 | ALICE LLOYD COLLEGE ¹ | W | 99 | 63 |
| 11/22 | vs. Florida International ¹ | L | 70 | 89 |
| 11/23 | vs. Cleveland State ¹ | L | 51 | 65 |
| 12/3 | at USC Upstate | L | 67 | 79 |
| 12/8 | at Northern Kentucky | L | 57 | 76 |
| 12/14 | at #1 Louisville | L | 67 | 99 |
| 12/19 | at Marshall | L | 72 | 90 |
| 12/21 | CHARLESTON SOUTHERN | L | 69 | 76 |
| 12/28 | at East Carolina | L | 74 | 82 |
| 1/2 | TENNESSEE TECH* | W | 74 | 59 |
| 1/4 | JACKSONVILLE STATE* | L | 71 | 80 |
| 1/9 | EASTERN ILLINOIS* | W | 77 | 74 |
| 1/11 | SIU EDWARDSVILLE* | W | 78 | 72 |
| 1/16 | at Belmont* | L | 56 | 87 |
| 1/18 | at Tennessee State* | W | 92 | 88 |
| 1/23 | at Jacksonville State* | W | 81 | 77 |
| 1/25 | at Tennessee Tech* | W | 80 | 74 |
| 1/30 | TENNESSEE-MARTIN* | W | 99 | 86 |
| 2/1 | SOUTHEAST MISSOURI* | W | 70 | 57 |
| 2/6 | at Eastern Illinois* | W | 91 | 84 |
| 2/8 | at SIU Edwardsville* | L | 75 | 83 |
| 2/13 | at Morehead State* | W | 78 | 71 |
| 2/15 | at Austin Peay* | L | 85 | 93 |
| 2/20 | TENNESSEE STATE* | W | 83 | 62 |
| 2/22 | BELMONT* | L | 70 | 83 |
| 2/27 | at Murray State* | L | 62 | 74 |
| 2/29 | MOREHEAD STATE* | W | 80 | 76 |
| 3/5 | vs. Tennessee State ² | W | 58 | 48 |
| 3/6 | vs. Belmont ² | L | 50 | 60 |

*Ohio Valley Conference Game

¹2019 Battle for the Capital (Washington D.C.)

²Ohio Valley Conference Tournament (Evansville, Ind.)

--- Leading Scorer ---
 Nick Mayo (Sr., F, 18.7 ppg)

2020-21

Record: 22-7 (15-5 OVC)

Coach: A.W. Hamilton

Home: 10-2 Away: 9-4 Neutral: 3-1

| Date | Opponent | W/L | EKU | OPP |
|-------|--------------------------------------|-------|-----|-----|
| 11/25 | vs. North Florida ¹ | W | 80 | 67 |
| 11/27 | vs. Charleston Southern ¹ | W | 60 | 50 |
| 11/30 | at Xavier | L(OT) | 96 | 99 |
| 12/2 | at USC Upstate | W | 95 | 78 |
| 12/7 | MOREHEAD STATE* | W | 71 | 68 |

| | | | | |
|-------|---------------------------------|-------|-----|----|
| 12/12 | TRANSYLVANIA | W | 81 | 60 |
| 12/14 | at Morehead State* | L | 62 | 75 |
| 12/17 | CAMPBELLSVILLE-HARRODSBURG | W | 118 | 54 |
| 12/22 | HIGH POINT | W | 86 | 67 |
| 12/30 | EASTERN ILLINOIS* | W | 69 | 61 |
| 1/2 | at Austin Peay* | W | 80 | 75 |
| 1/7 | JACKSONVILLE STATE* | W(OT) | 69 | 66 |
| 1/9 | TENNESSEE TECH* | W | 90 | 80 |
| 1/16 | at Eastern Illinois* | W(OT) | 93 | 85 |
| 1/21 | TENNESSEE-MARTIN* | W | 113 | 73 |
| 2/2 | at Jacksonville State* | W(OT) | 86 | 82 |
| 2/4 | AUSTIN PEAY* | L | 79 | 94 |
| 2/6 | MURRAY STATE* | L | 64 | 76 |
| 2/8 | at SIU Edwardsville* | W | 78 | 74 |
| 2/11 | at Belmont* | L | 74 | 92 |
| 2/13 | at Tennessee State* | W | 93 | 73 |
| 2/15 | at Tennessee Tech* | W | 83 | 72 |
| 2/18 | at Tennessee-Martin* | W | 89 | 72 |
| 2/20 | at Southeast Missouri* | L | 72 | 94 |
| 2/22 | at Southeast Missouri* | W | 87 | 65 |
| 2/25 | BELMONT* | W | 81 | 67 |
| 2/27 | TENNESSEE STATE* | W | 89 | 84 |
| 3/4 | vs. Austin Peay ² | W | 70 | 67 |
| 3/5 | vs. Morehead State ² | L | 64 | 67 |

*Ohio Valley Conference Game

¹MAKO Medical Wolfpack Invitational (Raleigh, N.C.)

²Ohio Valley Conference Tournament (Evansville, Ind.)

--- Leading Scorer ---
 Wendell Green Jr. (Fr., G, 15.8 ppg)

2021-22

Record: 13-18 (5-11 ASUN)

Coach: A.W. Hamilton

Home: 12-5 Away: 1-13 Neutral: 0-0

| Date | Opponent | W/L | EKU | OPP |
|-------|-----------------------------------|--------|-----|-----|
| 11/9 | GEORGETOWN COLLEGE | W | 93 | 63 |
| 11/11 | OHIO VALLEY | W | 103 | 74 |
| 11/13 | at Milwaukee | W | 77 | 71 |
| 11/16 | JAMES MADISON | L | 78 | 79 |
| 11/20 | UNIVERSITY AT ALBANY ¹ | W | 77 | 64 |
| 11/22 | EASTERN ILLINOIS ¹ | W | 82 | 43 |
| 11/26 | at West Virginia | L | 77 | 80 |
| 11/28 | at Radford | L | 75 | 88 |
| 12/4 | at Western Kentucky | L | 80 | 85 |
| 12/7 | at #15 Southern California | L | 68 | 80 |
| 12/11 | MARSHALL | L | 69 | 80 |
| 12/15 | MIDWAY | W | 121 | 67 |
| 12/18 | NORTHERN KENTUCKY | W(OT) | 81 | 68 |
| 12/31 | ALICE LLOYD | W | 106 | 52 |
| 1/4 | CENTRAL ARKANSAS* | L | 72 | 79 |
| 1/8 | at Bellarmine* | L | 61 | 66 |
| 1/11 | at North Alabama* | L | 75 | 76 |
| 1/15 | JACKSONVILLE STATE* | L | 65 | 76 |
| 1/18 | LIPSCOMB* | W | 86 | 72 |
| 1/22 | NORTH FLORIDA* | W | 67 | 58 |
| 1/27 | at Florida Gulf Coast* | L | 73 | 77 |
| 1/29 | at Stetson* | L | 95 | 113 |
| 2/3 | KENNESAW STATE* | W(3OT) | 82 | 81 |
| 2/5 | LIBERTY* | L | 84 | 91 |
| 2/9 | at Jacksonville* | L | 68 | 81 |
| 2/12 | at Lipscomb* | L | 73 | 83 |
| 2/16 | NORTH ALABAMA* | W(OT) | 80 | 76 |
| 2/19 | at Central Arkansas* | L | 76 | 83 |
| 2/23 | at Jacksonville State* | L | 68 | 81 |

| | | | | |
|------|--------------------------------|---|----|----|
| 2/26 | BELLARMINE* | W | 72 | 58 |
| 3/1 | at Kennesaw State ² | L | 73 | 82 |

*ASUN Conference Game
¹EKUHoops Invitational Presented By Geneva Financial
²ASUN Conference Tournament

--- Leading Scorer ---
 Jomaru Brown (Jr., G, 12.2 ppg)

2022-23

Record: 23-14 (12-6 ASUN)

Coach: A.W. Hamilton

Home: 14-2 Away: 5-10 Neutral: 4-2

| Date | Opponent | W/L | EKU | OPP |
|-------|---------------------------------------|--------|-----|-----|
| 11/7 | MIAMI-MIDDLETOWN | W | 137 | 52 |
| 11/10 | WESTERN KENTUCKY | L | 60 | 66 |
| 11/13 | at Cincinnati | L | 69 | 87 |
| 11/18 | at Georgia State ¹ | W | 62 | 61 |
| 11/19 | vs. UNC Asheville ¹ | W | 77 | 75 |
| 11/20 | vs. Texas A&M - Commerce ¹ | L | 61 | 75 |
| 11/23 | BRESCIA | W | 122 | 84 |
| 12/2 | at James Madison | L | 80 | 97 |
| 12/7 | at #7 Tennessee | L | 49 | 84 |
| 12/10 | BOYCE COLLEGE | W | 140 | 79 |
| 12/14 | at Northern Kentucky | L | 61 | 64 |
| 12/17 | RADFORD | W | 67 | 65 |
| 12/22 | UNC GREENSBORO | W | 68 | 64 |
| 12/31 | QUEENS* | W | 88 | 83 |
| 1/2 | at Kennesaw State* | L | 75 | 79 |
| 1/5 | at Central Arkansas* | W | 77 | 75 |
| 1/8 | LIBERTY* | W | 62 | 59 |
| 1/12 | FLORIDA GULF COAST* | W | 97 | 76 |
| 1/14 | STETSON* | W | 85 | 70 |
| 1/19 | at Lipscomb* | L | 62 | 75 |
| 1/21 | at Austin Peay* | W | 74 | 59 |
| 1/26 | at Bellarmine* | L | 71 | 72 |
| 1/28 | BELLARMINE* | W | 73 | 63 |
| 2/2 | JACKSONVILLE STATE* | W | 69 | 67 |
| 2/4 | KENNESAW STATE* | W | 77 | 74 |
| 2/9 | at Queens* | W | 84 | 80 |
| 2/11 | at Liberty* | L | 73 | 83 |
| 2/16 | CENTRAL ARKANSAS* | W | 74 | 58 |
| 2/18 | NORTH ALABAMA* | L(OT) | 93 | 98 |
| 2/22 | at North Florida* | L | 64 | 77 |
| 2/24 | at Jacksonville* | W | 56 | 52 |
| 2/28 | NORTH ALABAMA ² | W | 73 | 48 |
| 3/2 | at Liberty ² | L | 73 | 79 |
| 3/19 | vs. Cleveland State ³ | W(OT) | 91 | 75 |
| 3/20 | vs. Indiana State ³ | W(OT) | 89 | 88 |
| 3/21 | vs. Southern Utah ³ | W(2OT) | 108 | 106 |
| 3/22 | vs. Charlotte ³ | L | 68 | 71 |

*ASUN Conference Game

¹Capital Classic hosted by Georgia State (Atlanta, Ga.)

²ASUN Conference Tournament

³College Basketball Invitational (Daytona Beach, Fla.)

--- Leading Scorer ---
 Devontae Blanton (Jr., W, 16.9 ppg)

Good Luck EKU from your Friends in Business

(859) 626-3478

(859) 626-1569 FAX



GRANT'S EXCAVATING

312 Jason Drive Suite 6 • Richmond, KY 40475



Louisville, KY - Nashville, TN
(502) 968-7714 - (615) 882-0050
www.vulcanfiresystems.com



United Rentals
2150 Trade Center Drive
Lexington, KY 40509

GSA Contract Holder

Tony Zehnder
Branch Manager
AERIAL EQUIPMENT
GENERAL RENTAL

tel: 859 233 2163
cell: 859 621 5626
fax: 859 255 9002
zehndert@ur.com

unitedrentals.com

WARE

ALL WAYS STEAM
Since 1952



Boiler Rental, Sales, Service, Repair and Parts

Go Colonels!

(800) 288-8861 • www.wareinc.com



Electrical Solutions

since 1971

AEES.COM
(859) 661-4422

Comprehensive Electrical Contracting Solutions
Industrial • Commercial • Residential • Technology • Systems Integration • Excavation

Richmond Location
Now Open



Ricky Conner Masonry

Bobcat, Block, Concrete, Footer Digging
Grading, Driveways, Stucco, Rock, Brick & Stone
Residential & Commercial

Home: (859) 369-5479
Office: (859) 200-4087
Fax: (859) 369-5479

317 Charlie Norris Rd.
Richmond, KY 40475
Email - rickyconner@bellsouth.net



859-625-0035



BRIAN CAUDILL - Owner
Sales, Service, Installation

P.O. Box 627 • Richmond, KY 40476 • 859-779-0122

psi Information
To Build On
Engineering • Consulting • Testing



With our diverse skillset, we'll design your dream.





Alumni Coliseum/Baptist Health Arena (Paul S. McBrayer Court) has been the home arena for Eastern Kentucky University basketball since the 1963-64 season when the team moved from the Weaver Health Building where it had a record of 225-51 in 31 years.

Baptist Health Arena has seen a number of modifications and renovations recently. In the summer of 2014 a new playing surface was installed. It was the first time the court had been replaced since Alumni Coliseum was completed in 1963. The court is a Connor Floor and is made of grade one maple. Besides the fresh look and design, the floor offers much more resiliency, less wear and tear on knees, and a greater traction and "spring" for student-athletes.

Other recent improvements include new lighting and new basketball goals. Less than 10 schools nationwide had the new indoor LED lighting technology when it was installed. The new system provides much stronger lighting on the playing surface, increasing the strength by more than 100 foot-candles. The new basketball goals are used in the Olympic Games and by many professional and top collegiate teams.

During the summer of 2013, a new video board was installed. The display, manufactured by Daktronics, measures approximately 15 feet high by 26 feet wide and features 10 millimeter line spacing. This display shows one large image to highlight live video and instant replays. It is also able to show a variety of graphics, animations, advertisements, statistics and scoring information.

Included with the video board is a custom audio system. This audio system

is integrated with the video and scoring system to enhance the game-day atmosphere.

Since the basketball team began playing its games in AC, the Colonels have compiled an overall record of 533 wins and 252 losses. In the 60-year history of McBrayer Arena, EKU has suffered only nine losing seasons in the building.

EKU was a perfect 11-0 in McBrayer Arena in 1964-65 and a perfect 14-0 in 1990-91. The Colonels nearly achieved unbeaten seasons on five other occasions, losing only one home game. The 2009-10 (15-3) and the 2012-13 (15-1) teams hold the record for most wins in a season in the arena.

Located on a southern slope of the EKU campus, Alumni Coliseum forms the nucleus of a thoughtfully-planned sports complex. The Coliseum is a massive physical plant and features a great triumph in architectural design with its wooden laminated cross-arched roof — the world's largest of its kind — spanning 309 feet and providing an unobstructed view of events held in the main auditorium. A total of 616,276 board feet of lumber form the 170 beams and roof, which arches gracefully 81 feet above the floor level. The wood is southern pine finished in its natural beauty.

In addition to the main auditorium, which seats 6,500 for basketball games and 8,000 for other programs, the building contains a practice gym on the east end, numerous athletics offices, an indoor pool, shower and locker rooms, a media room and an athletic training room.

Before the start of the 2006-07 season, brand new scoreboards were added above the north and south bleachers.

EKU in Baptist Health Arena

| Year | W- | L | Pct. |
|---------|-----|----|-------|
| 1963-64 | 8- | 2 | .800 |
| 1964-65 | 11- | 0 | 1.000 |
| 1965-66 | 9- | 3 | .750 |
| 1966-67 | 3- | 7 | .300 |
| 1967-68 | 6- | 4 | .600 |
| 1968-69 | 9- | 3 | .750 |
| 1969-70 | 9- | 3 | .750 |
| 1970-71 | 10- | 3 | .769 |
| 1971-72 | 8- | 2 | .800 |
| 1972-73 | 7- | 4 | .636 |
| 1973-74 | 5- | 5 | .500 |
| 1974-75 | 7- | 6 | .538 |
| 1975-76 | 6- | 4 | .600 |
| 1976-77 | 5- | 8 | .385 |
| 1977-78 | 9- | 4 | .692 |
| 1978-79 | 14- | 1 | .933 |
| 1979-80 | 12- | 1 | .923 |
| 1980-81 | 7- | 6 | .538 |
| 1981-82 | 2- | 10 | .167 |
| 1982-83 | 7- | 6 | .538 |
| 1983-84 | 9- | 3 | .750 |
| 1984-85 | 10- | 3 | .769 |
| 1985-86 | 9- | 6 | .600 |
| 1986-87 | 13- | 2 | .867 |
| 1987-88 | 12- | 1 | .923 |
| 1988-89 | 4- | 10 | .286 |
| 1989-90 | 8- | 5 | .615 |
| 1990-91 | 14- | 0 | 1.000 |
| 1991-92 | 10- | 3 | .769 |
| 1992-93 | 10- | 2 | .833 |
| 1993-94 | 9- | 2 | .818 |
| 1994-95 | 5- | 7 | .417 |
| 1995-96 | 9- | 4 | .692 |
| 1996-97 | 8- | 4 | .667 |
| 1997-98 | 6- | 6 | .500 |
| 1998-99 | 2- | 9 | .182 |
| 1999-00 | 5- | 8 | .385 |
| 2000-01 | 6- | 7 | .462 |
| 2001-02 | 7- | 6 | .538 |
| 2002-03 | 8- | 6 | .571 |
| 2003-04 | 11- | 3 | .786 |
| 2004-05 | 12- | 1 | .923 |
| 2005-06 | 8- | 6 | .571 |
| 2006-07 | 11- | 3 | .786 |
| 2007-08 | 9- | 7 | .562 |
| 2008-09 | 12- | 2 | .857 |
| 2009-10 | 15- | 3 | .833 |
| 2010-11 | 8- | 5 | .615 |
| 2011-12 | 11- | 3 | .786 |
| 2012-13 | 15- | 1 | .938 |
| 2013-14 | 12- | 2 | .857 |
| 2014-15 | 13- | 4 | .765 |
| 2015-16 | 10- | 6 | .625 |
| 2016-17 | 8- | 6 | .571 |
| 2017-18 | 6- | 7 | .462 |
| 2018-19 | 8- | 4 | .667 |
| 2019-20 | 10- | 4 | .714 |
| 2020-21 | 10- | 2 | .833 |
| 2021-22 | 12- | 5 | .706 |
| 2022-23 | 14- | 2 | .875 |

Totals (58 years) 533- 252 .679