


**2021 EASTERN KENTUCKY UNIVERSITY
BASEBALL RECORD BOOK**



| DATE | OPPONENT | SITE | TIME | DATE | OPPONENT | SITE | TIME |
|------------|----------------------------------|---------------------|-----------|-------------|------------------------------|---------------------|-----------|
| 2/19 (Fri) | at Georgia Tech | Atlanta, Ga. | 4 p.m. | 4/20 (Tue) | MOREHEAD STATE | Richmond, Ky. | 6 p.m. |
| 2/20 (Sat) | at Georgia Tech | Atlanta, Ga. | 2 p.m. | 4/23 (Fri) | at Murray State* | Murray, Ky. | 6 p.m. |
| 2/21 (Sun) | at Georgia Tech | Atlanta, Ga. | 1 p.m. | 4/24 (Sat) | at Murray State* (DH) | Murray, Ky. | 2/6 p.m. |
| 2/23 (Tue) | at University of Louisville | Louisville, Ky. | 3 p.m. | 4/27 (Tue) | at University of Kentucky | Lexington, Ky. | 6:30 p.m. |
| 2/27 (Sat) | PRESBYTERIAN COLLEGE (DH) | Richmond, Ky. | 12/4 p.m. | 4/28 (Wed) | at University of Dayton | Dayton, Ohio | 3 p.m. |
| 2/28 (Sun) | PRESBYTERIAN COLLEGE | Richmond, Ky. | 1 p.m. | 4/30 (Fri) | TENNESSEE TECH* | Richmond, Ky. | 6 p.m. |
| 3/2 (Tue) | at University of Kentucky | Lexington, Ky. | 4 p.m. | 5/1 (Sat) | TENNESSEE TECH* (DH) | Richmond, Ky. | 1/4 p.m. |
| 3/5 (Fri) | at East Tennessee | Johnson City, Tenn. | 3 p.m. | 5/7 (Fri) | at Southeast Missouri* | Cape Girardeau, Mo. | 6 p.m. |
| 3/6 (Sat) | at East Tennessee (DH) | Johnson City, Tenn. | 1/5 p.m. | 5/8 (Sat) | at Southeast Missouri* (DH) | Cape Girardeau, Mo. | 3/7 p.m. |
| 3/12 (Fri) | at Morehead State* | Morehead, Ky. | 3 p.m. | 5/11 (Tue) | BELLARMINE UNIVERSITY | Richmond, Ky. | 6 p.m. |
| 3/13 (Sat) | at Morehead State* (DH) | Morehead, Ky. | 1/5 p.m. | 5/14 (Fri) | BELMONT* | Richmond, Ky. | 6 p.m. |
| 3/16 (Tue) | LOUISVILLE | Richmond, Ky. | 5 p.m. | 5/15 (Sat) | BELMONT* (DH) | Richmond, Ky. | 1/4 p.m. |
| 3/19 (Fri) | TENNESSEE-MARTIN* | Richmond, Ky. | 4 p.m. | 5/18 (Tue) | at Western Kentucky | Bowling Green, Ky. | 6 p.m. |
| 3/20 (Sat) | TENNESSEE-MARTIN* (DH) | Richmond, Ky. | 12/4 p.m. | 5/20 (Thur) | NORTH DAKOTA STATE | Richmond, Ky. | 6 p.m. |
| 3/23 (Tue) | at Tennessee | Knoxville, Tenn. | 6:30 p.m. | 5/21 (Fri) | NORTH DAKOTA STATE | Richmond, Ky. | 6 p.m. |
| 3/24 (Wed) | UNIVERSITY OF DAYTON | Richmond, Ky. | 6 p.m. | 5/22 (Sat) | NORTH DAKOTA STATE | Richmond, Ky. | 12 p.m. |
| 3/26 (Fri) | at SIU Edwardsville* | Edwardsville, Ill. | 5 p.m. | 5/25 (Tue) | OVC Tournament | TBA | TBA |
| 3/27 (Sat) | at SIU Edwardsville* (DH) | Edwardsville, Ill. | 2/6 p.m. | 5/27 (Thur) | OVC Tournament | TBA | TBA |
| 3/30 (Tue) | KENTUCKY STATE | Richmond, Ky. | 6 p.m. | 5/28 (Fri) | OVC Tournament | TBA | TBA |
| 4/2 (Fri) | AUSTIN PEAY* | Richmond, Ky. | 6 p.m. | 5/29 (Sat) | OVC Tournament | TBA | TBA |
| 4/3 (Sat) | AUSTIN PEAY* (DH) | Richmond, Ky. | 12/4 p.m. | 6/4-7 | NCAA Regionals | TBD | |
| 4/6 (Tue) | at Tennessee | Knoxville, Tenn. | 6:30 p.m. | 6/11-14 | NCAA Super Regionals | TBD | |
| 4/9 (Fri) | at Eastern Illinois* | Charleston, Ill. | 4 p.m. | 6/18-30 | College World Series | Omaha, Neb. | |
| 4/10 (Sat) | at Eastern Illinois* (DH) | Charleston, Ill. | 1/5 p.m. | | | | |
| 4/13 (Tue) | at Vanderbilt University | Nashville, Tenn. | 6:30 p.m. | | | | |
| 4/16 (Fri) | JACKSONVILLE STATE* | Richmond, Ky. | 6 p.m. | | | | |
| 4/17 (Sat) | JACKSONVILLE STATE* (DH) | Richmond, Ky. | 1/4 p.m. | | | | |

Home Games in **Bold CAPS**
 * Ohio Valley Conference Game
 Times given are Eastern and subject to change



The Official Home Of
 Eastern Kentucky University Athletics
www.EKUsports.com





| No. | Name | Pos. | B/T | Ht. | Wt. | Yr. | Hometown (Previous School) |
|-----|---------------------|-------|-----|------|-----|-------|---|
| 1 | Daniel Harris IV | INF | R/R | 5-11 | 178 | Jr. | Stone Mountain, Ga. (Miller Grove HS) |
| 2 | Louis Davenport III | RHP | R/R | 6-0 | 160 | Jr. | Lithonia, Ga. (Seminole State College) |
| 3 | Kendal Ewell | OF | R/R | 6-3 | 200 | Fr. | Calumet City, Ill. (Marist HS) |
| 4 | Nick Laster | RHP | R/R | 6-0 | 175 | Sr. | Atlanta, Ga. (Westlake HS) |
| 5 | Darren Williams | RHP | R/R | 6-6 | 205 | R-Jr. | Maysville, Ky. (Mason County HS) |
| 6 | Julian Jackson | RHP | L/R | 6-8 | 200 | So. | Power Springs, Ga. (Hillgrove HS) |
| 8 | Kevin Coe | MIF | S/R | 6-0 | 191 | Fr. | Chicago, Ill. (Whitney Young HS) |
| 9 | Will King | C | R/R | 5-8 | 178 | Fr. | New York, N.Y. (IMG Academy) |
| 10 | Marcus Hill | OF | R/R | 5-11 | 170 | So. | Southlake, Texas (Southlake Central HS) |
| 11 | Jaxson Blair | RHP | R/R | 5-11 | 200 | Sr. | Lexington, Ky. (Lexington Christian Academy) |
| 12 | Clay Shelton | C | R/R | 6'0 | 180 | Fr. | Williamsburg, Ky. (Whitley County HS) |
| 13 | Brennan Kelly | LHP | R/L | 6-1 | 195 | Sr. | Wabash, Ind. (Kankakee CC) |
| 14 | Jake Lewis | LHP | L/L | 6-2 | 200 | Jr. | New Albany, Ind. (Providence HS) |
| 15 | Chance Bodine | C | R/R | 6-2 | 205 | Sr. | Bardstown, Ky. (Vincennes University) |
| 16 | Brycen Collins | RHP | R/R | 6-7 | 170 | Fr. | Paris, Ky. (University of Louisville) |
| 17 | Charlie Ludwick | 1B | S/R | 6-2 | 210 | So. | Atlanta, Ga. (Lakeside HS) |
| 18 | Bryce Travis | LHP | L/L | 5-11 | 185 | Fr. | Richmond, Ky. (Madison Central HS) |
| 19 | Will Brian | LHP | L/L | 5-11 | 200 | So. | Brandenburg, Ky. (Meade County HS) |
| 20 | Max Williams | UTL | L/L | 5-11 | 170 | Fr. | Lexington, Ky. (Lafayette HS) |
| 21 | Jakoby Stanley | MIF | R/R | 5-11 | 190 | Fr. | Parkland, Fla. (Taravella HS) |
| 22 | John Farley | LHP | L/L | 6-3 | 200 | So. | Clifton, Va. (Centreville HS) |
| 23 | Cam Ridley | OF | R/R | 6-1 | 180 | So. | Nashville, Tenn. (Columbia State CC) |
| 24 | Jye Deeble | LHP | L/L | 6-0 | 180 | R-Jr. | Gold Coast, Australia (Central Arizona College) |
| 25 | Caleb Upshaw | OF/DH | R/R | 6-2 | 210 | Jr. | Newnan, Ga. (Western Oklahoma State) |
| 26 | Jalen Anderson | RHP | R/R | 6-1 | 175 | Fr. | Chicago, Ill. (Gwendolyn Brooks College Prep) |
| 27 | Jack Whitlock | RHP | R/R | 6-2 | 195 | Fr. | Cumming, Ga. (Johns Creek HS) |
| 28 | Jordan Fox | LHP | L/L | 6-2 | 195 | Fr. | Georgetown, Ky. (Scott County HS) |
| 29 | Ryan Nelson | INF | R/R | 5-11 | 175 | Fr. | Aurora, Ill. (Montini Catholic HS) |
| 30 | Armari Paula | LHP | L/L | 6-3 | 180 | Fr. | Jersey City, N.J. (Bergen Catholic HS) |
| 31 | Brent Lovell | C | R/R | 5-11 | 200 | So. | Mt. Vernon, Ky. (Rockcastle County HS) |
| 32 | Rutger Poiry | C | R/R | 5-9 | 190 | So. | Fishers, Ind. (Lincoln Trail CC) |
| 33 | Garret Simpson | RHP | R/R | 6-0 | 155 | Fr. | Mt. Washington, Ky. (Bullitt East HS) |
| 34 | Logan Thomason | SS | R/R | 6-1 | 190 | So. | Richmond, Ky. (Madison Central HS) |
| 35 | Brennan LaBarbera | RHP | R/R | 6-4 | 195 | Jr. | Crestwood, Ky. (South Oldham HS) |
| 37 | Gavin Seebold | RHP | R/R | 6-1 | 185 | Fr. | Jeffersonville, Ind. (Jeffersonville HS) |
| 38 | Manny Jackson | C | L/R | 6-3 | 195 | Fr. | Miami, Fla. (Coral Gables Senior HS) |
| 39 | Winston Hill | OF | L/L | 6-3 | 191 | Fr. | Chicago, Ill. (St. Rita of Cascia HS) |
| 40 | Chris Byhre | RHP | R/R | 6-0 | 205 | Fr. | Delafield, Wis. (Catholic Memorial HS) |
| 41 | Brandon Thomas | RHP | L/R | 6-1 | 180 | R-So. | Cumming, Ga. (Spartanburg Methodist CC) |
| 42 | Santiago Peralta | MIF | S/R | 5-8 | 170 | Fr. | Lexington, Ky. (Lexington Catholic HS) |
| 43 | Jacob Abbott | RHP | R/R | 6-1 | 195 | Sr. | Lexington, Ky. (Lafayette HS) |
| 44 | Cooper Jones | LHP | L/L | 6-4 | 210 | Fr. | Elizabethtown, Ky. (Central Hardin HS) |
| 45 | Nick Borek | RHP | R/R | 6-2 | 190 | Jr. | Baldwinsville, N.Y. (Spartanburg Methodist CC) |

Head Coach: Chris Prothro (Arkansas State, 2005), First Year

Assistant Coach/Recruiting Coordinator: Walt Jones (Nicholls State, 2008), First Year

Assistant Coach: Cody Wofford (Darton College, 2013), First Year

Volunteer Assistant Coach: Bryant Bowen (Southern Mississippi, 2019), First Year



• **Chris Prothro**

Title: Head Coach
Year at ECU: 1st season
Alma Mater:
Arkansas State, 2005

Chris Prothro, who helped the University of South Alabama capture

two conference championships, make two NCAA Regional appearances and compile a 152-104 record in five seasons as an assistant coach, was chosen as the new Eastern Kentucky University baseball head coach on Sept. 30, 2020.

As the recruiting coordinator at South Alabama, Prothro led the efforts that resulted in the 2018 recruiting class being ranked 25th in the nation. The 2016, 2017, 2019 and 2020 classes also garnered recognition by national collegiate baseball publications.

"Words can't even express how excited I am to lead the ECU baseball program," Prothro said. "The pieces are in place for a championship level of success. We have amazing facilities, a first class student-athlete experience and outstanding leadership."

Prothro joined the Jaguars staff in July of 2015. As the program's hitting instructor, USA ranked first or second in every major statistical category in the Sun Belt Conference in 2017 as well as placing among the national leaders in runs scored per game, walks and home runs. He instructed two first team All-Sun Belt selections in three consecutive seasons, 2016-18. Prothro coached five players who were drafted over a three-year span, including the No. 10 overall

pick in 2018.

"I first learned about Chris Prothro several years ago and I've been impressed ever since," said Vice President and Director of Athletics Matt Roan. "What I believed then and what I know now is that he is high character and possesses the right disposition, baseball intellect, and recruiting abilities to return our program to a championship level. He is committed to winning the right way, prioritizes the total student-athlete experience, and he's a competitor. Coach will also build strong, personal connections throughout our campus, the community and with the Colonel baseball alumni."

With Prothro on the staff, South Alabama captured the 2016 Sun Belt Conference regular season title and the 2017 Sun Belt tournament Championship. The Jaguars won two games in the Tallahassee Regional in 2016 before falling to top-seeded Florida State. USA beat No. 2 seed Mississippi State in the first round of the Hattiesburg Regional in 2017. South Alabama finished the 2017 season ranked 26th nationally.

"I've never worked with Matt Roan, but I know a lot of people who have," said Prothro. "They all have nothing but the highest praise for his character and leadership. His vision for ECU athletics and this baseball program has fueled my passion for this opportunity. I am beyond grateful to Matt, the athletic administration and staff, and Dr. McFaddin for this opportunity."

From the summer of 2007 to 2015, Prothro served in a variety of roles at Nicholls State University. He was the associate head coach and recruiting coordinator from 2011

to 2015. He spent six seasons as the pitching coach and two seasons as the hitting coach. In his final two seasons, he helped NSU win 66 games overall and 66 percent of its conference games. The 2014 and 2015 Nicholls recruiting classes were recognized nationally.

During his tenure as pitching coach, eight pitchers were drafted or signed by MLB organizations. He tutored the 2014 and 2015 Southland Conference Pitcher of the Year and the 2015 Southland Conference Reliever of the Year. The 2014 and 2015 staffs led the Southland in ERA and ranked among the top-10 in the NCAA.

Prothro was an assistant at North Iowa Community College during the 2006 season. He also was an assistant coach in the Northwoods Summer Collegiate League in 2006 and 2007, coaching 13 future MLB draft picks.

Prothro earned a bachelor's of arts degree in history at Arkansas State University, where he played for two seasons, in 2005. He began his collegiate playing career at Northwestern State University. Prothro and his wife Candace have two children, Grayson and Rhyann.



• Walt Jones

Title: Asst. Coach/Recruiting Coord.
Year at EKU: 1st season
Alma Mater:
 Nicholls State, 2008

Walt Jones joined the baseball staff as assistant coach/recruiting coordinator in November of 2020.

Jones was a scouting director for the Prep Baseball Report-Louisiana and national JUCO scouting director for Prep Baseball Report-National from July 2019 to the fall of 2020. During his time with Prep Baseball Report he scouted amateur baseball throughout the state and country. He also booked, managed and marketed events, and assisted in all operations of Prep Baseball Report-Louisiana.

Before his time with Prep Baseball Report, Jones was the recruiting coordinator and associate head coach at Nicholls State University from 2014-19. While at Nicholls, Jones oversaw recruiting, coached the outfielders and hitters, and organized fundraising events.

"Walt is experienced, connected, and highly motivated to be as good as he can be at his job," said Head Coach Chris Prothro. "Our players will love being around him and he will help them get better. He'll also be extremely effective in developing relationships in recruiting both regionally and nationally, as well as developing relationships between our program and the campus community."

Jones was an assistant coach at Chipola College from 2012 through 2013 where he coordinated camps and coached all position players, and the hitters.

Before joining the Chipola staff he was at Nicholls State where he served a volunteer assistant coach and the director of baseball operations from 2009-12. As director of baseball operations from 2009-11 he assisted in all baseball operations. As a volunteer assistant from 2011-12 he was in charge of coordinating camps, coached the outfielders and assisted with the hitters.

Jones played baseball at Nicholls in 2007 and 2008 under head coach Chip Durham. Before going to Nicholls he played at Lurleen B. Wallace Community College in 2005 and 2006. He played football at the University of North Alabama in 2003 and 2004 under head coach Mark Hudspeth.

In October 2009 Jones participated in a Washington Nationals Minority Internship.

Jones got his associate's of science degree from Wallace Community College in 2006, before transferring to Nicholls State. He got his bachelor's of science from Nicholls in 2008 and is currently pursuing a master's of business administration.



• Cody Wofford

Title: Assistant Coach
Year at EKU: 1st season
Alma Mater:
 Darton College, 2013

Cody Wofford was chosen as an assistant coach in November of 2020.

Wofford came to EKU

from Georgia Southern University where he was a volunteer assistant from 2018-20. During his time at Georgia Southern he worked with infielders and catchers, assisted with hitters, managed game day operations, travel operations, coached first base, threw batting practice, conducted all camps, and managed in house recruiting.

"Cody is a young, up-and-coming assistant that already has a great on-the-field reputation and foundation for helping players improve on the player development side of things," Head Coach Chris Prothro said. "What he lacks in experience on the recruiting side of the position will be accounted for in a short period of time. We are excited to see him grow as a coach in his first full-time role. I have no doubt he will be an asset to the program in multiple phases."

Before his time at Georgia Southern, Wofford was a student assistant at the University of South Alabama from 2016-18. While at South Alabama he threw batting practice, assisted with the infielders and helped post two national top-25 fielding percentage seasons. He also assisted with hitters, coached first base, assisted with practice and game day set up, and assisted with camps and tournaments.

Wofford also worked as an instructor at The Bullpen in McDonough, Georgia where he gave hitting lessons, provided pitching instruction and assisted with teaching fielding skills.

Wofford started his college baseball career at Darton College where he played from 2011-13. He transferred to Western Kentucky where he was the starting shortstop from 2013-15.

Wofford received his associate's degree in general studies from Darton College in 2013. He got his bachelor's degree in Interdisciplinary Studies from Western Kentucky in 2016.



• Bryant Bowen

Title: Volunteer Assistant Coach
Year at EKU: 1st season
Alma Mater:
 Southern Miss, 2019

Bryant Bowen, a 2019 All-Conference USA selection, will serve as Eastern Kentucky University's volunteer assistant coach this season.

Bowen earned second team all-conference honors as senior catcher at the University of Southern Mississippi following the 2019 season when he hit .341 with 43 runs, 11 home runs and 51 RBIs. He slugged .563 and had a .403 on-base percentage.

The Shreveport, Louisiana native spent the 2020 season as a graduate transfer at the University of South Carolina. He played in 15 games and started nine times during the abbreviated campaign, finishing with six runs scored, two home runs and seven RBIs. Bowen hit a home run in his first at-bat of his Gamecock career.

"Bryant comes to us from two winning programs and will make an immediate impact on all phases of our program," Head Coach Chris Prothro said. "We are excited for him to get his collegiate coaching career started with us at EKU and look forward to seeing him grow in the profession."

Bowen was chosen to the Conference USA All-Tournament Team in 2017 and 2019. He helped the Golden Eagles capture the 2019 conference tournament championship. USM finished that season 40-21 overall. Southern Miss finished 44-18 and won the regular season and tournament titles in 2018. The Golden Eagles went 50-16 in 2017, won the regular season championship and advanced to the title game of the Conference USA Tournament. Bowen helped the Golden Eagles to three NCAA Regionals (2017, 2018 and 2019).

Bowen earned a spot on the Conference USA Commissioner's Honor roll in 2016, 2017 and 2018. He completed a bachelor's of science degree in business administration at Southern Miss in May of 2019. He was pursuing a master's of health information technology at South Carolina.

#43 Jacob Abbott, RHP, 6-1, 180, Sr., Lexington, Ky. (Lafayette HS)**AS A SENIOR IN 2020**

Made five appearances for a total of two and two-thirds innings ... had two saves ... struck out four and walked three ... earned the save when EKU scored six runs in the ninth inning of a 10-9 season-opening win at Presbyterian (Feb. 14), pitching a spotless bottom of the ninth with two strike outs ... earned the save in a 2-0 Friday night victory at No. 11 LSU, coming on with two outs and two on in the bottom of the ninth and striking out the lead-off batter on five pitches ... earned the Ohio Valley Conference Medal of Honor, which is given annually to the student-athletes that achieve the highest grade point average in a conference-sponsored sport ... earned a spot on the Ohio Valley Conference Commissioner's Honor Roll.

AS A JUNIOR IN 2019

Played in 11 games ... had a 2-1 record with a 3.51 ERA ... struck out 36 batters in 25 and two-thirds innings ... opponents posted a .245 batting average against him ... earned the win over Northern Kentucky (April 30) after pitching three scoreless innings, allowing one hit and striking out five ... posted a season-best seven strikeouts in three innings against Jacksonville State (April 18) and in six and two-thirds against Tennessee Tech (May 3) ... earned the win over No. 3 seed Morehead State (May 22) in the opening round of the OVC Tournament, allowing two hits, no runs and striking out two in two innings ... earned the Ohio Valley Conference Medal of Honor, which is given annually to the student-athletes that achieve the highest grade point average in a conference-sponsored sport ... earned a spot on the Ohio Valley Conference Commissioner's Honor Roll.

AS A SOPHOMORE IN 2018

Appeared in 28 games ... started in 10 ... had 11 hits, scored six runs, with five RBIs ... went 2-for-2 with one run, against East Tennessee State (March 7) ... went 1-for-2 with one run and one RBI against East Tennessee State (April 10) ... started at four different positions ... earned the Ohio Valley Conference Medal of Honor, which is given annually to the student-athletes that achieve the highest grade point average in a conference-sponsored sport ... earned a spot on the Ohio Valley Conference Commissioner's Honor Roll.

AS A FRESHMAN IN 2017

Appeared in 34 games ... started in nine ... had seven hits, scored six runs, with five RBIs ... went 1-for-3 with one RBI, two runs, and two stolen bases ... earned the Ohio Valley Conference Medal of Honor, which is given annually to the student-athletes that achieve the highest grade point average in a conference-sponsored sport ... earned a spot on the Ohio Valley Conference Commissioner's Honor Roll.

HIGH SCHOOL

Batted .333 with 10 doubles, 37 RBIs and 23 runs scored as a junior at Lafayette High School ... three time academic all-state honoree.

PERSONAL

Full name is Jacob Kenneth Abbott ... son of Ken and Joyce Abbott ... majoring in accounting.

#26 Jalen Anderson, RHP, 6-1, 175, Fr., Chicago, Ill. (Gwendolyn Brooks College Prep)**HIGH SCHOOL**

Hit .365 with 19 RBIs in 17 games as a junior in 2019 at Gwendolyn Brooks College Prep.

PERSONAL

Full name is Jalen Anderson ... son of Theodore and Joyce Sumter Anderson ... has one brother -- Jeremiah, and one sister -- Myesha ... plans to study criminal justice.

#11 Jaxson Blair, UTL, 6-0, 170, Sr., Lexington, Ky. (Lexington Christian)**AS A SENIOR IN 2020**

Did not play in any games ... earned a spot on the Ohio Valley Conference Commissioner's Honor Roll.

AS A JUNIOR IN 2019

Made six appearances ... pitched a total of four innings ... allowed eight runs, four of which were earned and walked eight batters ... struck out six ... earned a spot on the Ohio Valley Conference Commissioner's Honor Roll.

AS A SOPHOMORE IN 2018

Appeared in 20 games on the year ... picked up a win against East Tennessee State (April 20) after throwing three innings and striking out two while only allowing one run ... threw one shut out inning against Tennessee Tech (May 11) while striking out two ... scored one run ... earned a spot on the Ohio Valley Conference Commissioner's Honor Roll.

AS A FRESHMAN IN 2017

Appeared in 11 games on the year ... scored three runs ... had three walks ... earned a spot on the Ohio Valley Conference Commissioner's Honor Roll.

HIGH SCHOOL

Batted .406 while helping lead Lexington Christian Academy to the All-A Kentucky State Cham-

ionship in 2015 ... batted .342 and named to the all-district team in 2016.

PERSONAL

Full name is Jaxson Willis Blair ... son of Willie and Trina Blair ... majoring in physical education.

#15 Chance Bodine, C, 6-2, 205, r-Sr., Bardstown, Ky. (Vincennes University)**AS A REDSHIRT SENIOR IN 2020**

Started six times while playing in seven games ... batted .125 with one RBI and six runs scored ... had six walks and was hit by a pitch three times in 16 at bats ... posted a .440 on-base percentage ... went 1-for-3 with a run scored at Presbyterian (Feb. 15) ... was 1-for-3 with two runs against Siena (Feb. 29).

AS A REDSHIRT JUNIOR IN 2019

Played in 10 games ... hit .143 with three runs and one RBI.

AS A JUNIOR IN 2018

Redshirt season ... missed the entire season due to an injury.

AT VINCENNES UNIVERSITY/SAINT CATHARINE COLLEGE

Played his freshman season at Saint Catharine College before the college closed ... played in 12 games with eight starts and a .292 batting average ... played his sophomore season at Vincennes University where he had a .330 average and four home runs.

HIGH SCHOOL

Played four years at Bethlehem High School ... named second team all-region as a junior with a team-high batting average of .385 and two home runs ... had a .305 average and five home runs as a senior ... was named to the Class A Fifth Region All-Tournament Team.

PERSONAL

Full name is Chance Bodine ... son of Mike and Lisa Bodine ... has two sisters -- Kayla and Holly ... his brother-in-law, TC Drake, played football at the University of Kentucky and with the Kansas City Chiefs ... majoring in physical education.

#45 Nick Borek, RHP, 6-2, 190, r-Jr., Baldwinsville, N.Y. (Spartanburg Methodist CC)**AS A REDSHIRT JUNIOR IN 2020 AT EKU**

Played in four games, pitching three and two-thirds innings ... was 1-0 with a 2.45 ERA ... earned the win after pitching one and one-third innings of scoreless relief at Northern Kentucky (March 11).

AS A REDSHIRT SOPHOMORE IN 2019 AT EKU

Made six appearances ... posted a 5.06 ERA ... went 0-0 with one save ... had 15 strikeouts in 10 and two thirds innings ... earned the save in an elimination game against Belmont (May 24) at the OVC Tournament, allowing one run on four hits in three and one-third innings ... he walked two and struck out five ... had a season-high six strikeouts in three and two-thirds innings against Dayton (March 28).

AT SPARTANBURG METHODIST COLLEGE

Played two seasons at Spartanburg Methodist ... helped the team to a 33-21 record his freshman year ... named to the presidential list for his work in the classroom ... redshirted his sophomore season.

HIGH SCHOOL

Played three seasons at C.W. Baker High School ... threw 33 and two-thirds innings with 40 strikeouts and posted a 3.20 ERA his senior year.

PERSONAL

Full name is Nick Borek ... son of Mike and Kym Borek ... has one brother -- Michael, and one sister -- Sophie ... his father played baseball at Florida State University ... plans to study sociology.

#19 Will Brian, LHP, 5-10, 179, R-So., Brandenburg, Ky. (Meade County HS)**AS A REDSHIRT SOPHOMORE IN 2020**

Did not play in any games ... earned a spot on the Ohio Valley Conference Commissioner's Honor Roll.

AS A REDSHIRT FRESHMAN IN 2019

Saw action in 15 games after starting the season still recovering from an injury ... made five starts ... went 0-2 with a 5.50 ERA ... had 34 strikeouts in 34 and one-third innings ... opponents had a .240 batting average against him ... started against No. 3 seed Morehead State in the OVC Tournament (May 22), holding the Eagles to one run on three hits in six innings ... allowed two runs on five hits and struck out six over a career-high seven innings in a Friday start against Southeast Missouri (May 10) ... earned a spot on the Ohio Valley Conference Commissioner's Honor Roll.

AS A FRESHMAN IN 2018

Appeared in nine games before missing the rest of the season with an injury ... started three times ... picked up the win against Coppin State (March 4) in relief when he threw three innings, struck out two, and only allowed one run ... picked up a win against Western Kentucky (March 13) by throwing three innings, allowing one run, and striking out two ... struck out 11 batters over 14 and two-thirds innings ... earned a spot on the Ohio Valley Conference Commis-

sioner's Honor Roll.

HIGH SCHOOL

Played four years at Meade County High School ... helped the team win the district title his senior year while posting a .426 batting average and 30 RBIs ... earned seven wins on the mound while pitching to a 1.18 earned run average ... struck out 113 batters over 71 and one-third innings.

PERSONAL

Full name is William Anthony Brian ... son of John and Loni Brain ... one brother – Cody ... plans to study athletic training.

#40 Chris Byhre, RHP, 6-0, 205, Fr., Delafield, Wis. (Catholick Memorial HS)

HIGH SCHOOL

First team all-conference, all-district and player of the year runner-up as a junior in 2019 after hitting .532 and striking out 57 batters for Catholic Memorial High School ... led the team with a .410 average and struck out 65 hitters while earning all-conference and all-district recognition as a sophomore in 2018.

PERSONAL

Full name is Chris Jackson Byhre ... son of Chris and Cheri Byhre ... has one brother – Richard, and one sister – Ashley ... plans to study business.

#8 Kevin Coe, INF, 6-0, 191, Fr., Chicago, Ill. (Whitney Young HS)

HIGH SCHOOL

Played at Whitney Young High School.

PERSONAL

Full name is Kevin Rauol Coe ... son of Kevin Coe and Asia Elliston ... has one sister – Kayla ... his father Kevin played professional baseball in the Chicago Cubs organization ... major is undecided.

#16 Brycen Collins, RHP, 6-7, 170, Fr., Paris, Ky. (University of Louisville)

HIGH SCHOOL

Earned all-state honors and first team all-region recognition as a junior in 2019 at Bourbon County High School ... had 110 strike outs and a 0.70 ERA as a junior ... averaged 14 points and five rebounds as a member of the BCHS basketball team ... was a member of the baseball team at the University of Louisville during the fall of 2020.

PERSONAL

Full name is Brycen Layne Collins ... son of Chris and Melanie Collins ... has two sisters – Brynn and Blake ... plans to study business.

#2 Louis Davenport III, RHP, 6-1, 170, Jr., Lithonia, Ga. (Seminole State College)

AS A JUNIOR IN 2020 (AT EKU)

Made five appearances and one start ... went 2-0 with a 4.20 ERA ... had 17 strike outs in 15 innings of work ... earned the win after tossing two and one-third innings of scoreless relief at No. 11 LSU, striking out four batters ... made his first start at Northern Kentucky (March 11) ... earned a spot on the Ohio Valley Conference Commissioner's Honor Roll.

AT SEMINOLE STATE COLLEGE

Went 6-2 with four saves and a 2.77 ERA as a sophomore at Seminole State College in 2019 ... made 19 appearances for a total of 78 innings ... struck out 94 batters ... averaged 10.85 strikeouts per nine innings ... ranked 39th in the nation in strikeouts.

AT PENSACOLA STATE COLLEGE

Posted a 1-7 record with a 5.93 ERA as a freshman at Pensacola State College ... struck out 47 batters in 44 innings of work.

HIGH SCHOOL

Went 5-0 with a 0.54 ERA as a senior at Tucker High School.

PERSONAL

Full name is Louis Davenport, III ... son of Louis and Jackie Davenport ... has two brothers – Jonathan and Jeremy ... plans to study sport management.

#24 Jye Deeble, LHP, 6-0, 185, R-Jr., Gold Coast, Australia (Central Arizona College)

AS A REDSHIRT JUNIOR IN 2020 (AT EKU)

Appeared in five games ... pitched a total of two and one-third innings ... pitched an inning of scoreless relief in EKU's 2-0 Friday night win at No. 11 LSU.

AT CENTRAL ARIZONA COLLEGE

Helped Central Arizona capture a NJCAA National Championship ... made 16 appearances in 2019, posting a 2-1 record with a 3.08 ERA ... struck out 27 in 26 and one-third innings of work last season ... did not play during the 2018 season ... went 3-2 in 13 appearances with a 6.32

ERA as a freshman in 2017 ... struck out 32 in 31 and one-third innings as a freshman.

HIGH SCHOOL

Attended Robina State High School.

PERSONAL

Full name is Jye William Deeble ... son of Jon and Sharon Deeble ... has one brother – Ricky, and one sister – Katie ... plans to study exercise and sport science.

#3 Kendall Ewell, OF, 6-3, 200, Fr. (Calumet City, Ill. (Marist HS)

AS A FRESHMAN IN 2020

Played in six games ... batted .167 ... went 1-for-1 against Siena College (March 1) ... earned a spot on the Ohio Valley Conference Commissioner's Honor Roll.

HIGH SCHOOL

Drafted in the 40th round of the 2019 MLB Draft by the Colorado Rockies ... hit .385 with 11 doubles, seven home runs, 41 RBIs and 34 runs scored as a senior in 2019 at Marist High School ... earned all-conference and offensive player of the year honors his senior season while leading the Redhawks to a 26-11 record a regional title and a sectional championship ... batted .325 with eight doubles, four home runs, 22 RBIs and 21 runs as a junior.

PERSONAL

Full name is Kendal Jaylin Ewell ... son of Marc Ewell and Vivan Greenwood ... major is undecided.

#22 John Farley, LHP, 6-3, 200, So., Clifton, Va. (Centreville HS)

AS A SOPHOMORE IN 2020

Saw action in four games ... posted a 4.50 ERA over four innings of work ... had two strike outs and one walk ... did not allow a run over his final three appearances (2.2 innings) ... struck out two in one and one-third innings of scoreless relief against Siena College (Feb. 29).

AS A FRESHMAN IN 2019

Appeared in seven games ... went 0-0 ... pitched four and one-third innings and struck out four.

HIGH SCHOOL

Played four years at Centreville high school ... went 6-1 his senior season with 64 strikeouts over 50 innings pitched and a 1.96 ERA ... was named first team all-conference as a senior and second team all-region as a pitcher ... 2018 Rawlings Perfect Game All-American Atlantic Region ... five time Perfect Game All-Tournament Team ... 2017 Rawlings Perfect Game Underclass Honorable Mention.

PERSONAL

Full name is John Thomas Farley V ... son of John and Katie Farley ... has one sister – Erin ... plans to study biomedical sciences.

#28 Jordan Fox, LHP, 6-3, 195, Fr., Georgetown, Ky. (Scott County HS)

AS A FRESHMAN IN 2020

Made three appearances ... did not allow a hit or a run in two-thirds of an inning pitched ... struck out two and walked one.

HIGH SCHOOL

Two-time all-state selection ... earned Perfect Game All-America Honorable Mention Central Region honors as a senior in 2019 after going 5-3 with a 3.39 ERA and 55 strikeouts in 45 and one-third innings ... also chosen to the district and region all-tournament teams his senior season ... was an all-state selection as a junior in 2018 after going 5-3 with a 2.72 ERA and 58 strikeouts in 38 and two-thirds innings ... Perfect Game Underclass All-America Honorable Mention as a junior ... all-state honoree and Perfect Game Underclass All-America Honorable Mention as a sophomore in 2017, after compiling an 8-1 record with a 1.84 ERA and 89 strikeouts in 68 and one-third innings ... was 10-1 with a 0.98 ERA and 84 strikeouts in 64 innings his freshman season.

PERSONAL

Full name is Jordan Lee Fox ... son of David Fox Jr. ... has a twin brother – Trent, and one sister – Lauren ... plans to study business.

#1 Daniel Harris IV, INF, 5-11, 178, Jr., Stone Mountain, Ga. (Miller Grove HS)

AS A JUNIOR IN 2020

Selected as a third team All-American by Collegiate Baseball ... chosen by D1Baseball.com as the 25th-best second baseman in the country ... D1Baseball.com picked Harris as the Breakout Hitter in the Ohio Valley Conference in 2020 ... started all 14 games ... led the OVC and was ninth in the nation with a .460 batting average ... hit two home runs, had 16 RBIs and scored 16 runs680 slugging percentage and .541 on-base percentage ... struck out six times in 50 at bats ... walked six times and had five stolen bases ... tied for first in the OVC in on-base percentage, was eighth in slugging and eighth in runs scored ... ranked 25th in NCAA in on-base percentage and 41st in hits per game (1.77) ... led the team with eight multi-hit games ... ended the season with an eight-game hitting streak ... went 2-for-4 with two runs and an RBI in the season-opener at Presbyterian (Feb. 14) ... finished 2-for-4 with three runs and an RBI against Siena College (Feb. 28) ... had a 2-for-4 day with two runs and four RBIs in the series opener against Norfolk State (March 6) ... went 4-for-4 with a run in game two against Norfolk State (March 7) ... finished the season with a 3-for-4 day, two runs and three RBIs at Northern Kentucky (March 11).

AS A SOPHOMORE IN 2019

Played in and started 56 games ... hit .271 with 36 runs scored, nine home runs, 44 RBIs and eight stolen bases ... went 3-for-4 with three runs against Tennessee-Martin (March 24) ... drove in four runs against Tennessee Tech (May 5) ... was 2-for-4 with two runs and three RBIs at Southeast Missouri (May 12) ... went 3-for-6 with a run and two RBIs in an OVC Tournament victory over Belmont (May 24).

AS A FRESHMAN IN 2018

Selected to the 2018 Collegiate Baseball Freshman All-America team ... named to the Ohio Valley Conference All-Freshmen Team ... appeared in 60 games ... started in 58, all at second base ... hit .268 with 13 doubles, five home runs, 35 RBIs, and scored 41 times ... went 3-for-5 with an inside the park home run, four RBIs, and two runs against SIU Edwardsville (April 6) ... was 4-for-5 with two runs against Austin Peay (April 15) ... went 2-for-4 with one double, one home run, two RBIs, and one run against Murray State (May 4) ... earned a spot on the Ohio Valley Conference Commissioner's Honor Roll.

HIGH SCHOOL

Was named to the Perfect Game Top-500 his senior year ... 2017 Rawlings Perfect Game Honorable Mention All-American ... had a .492 batting average with two home runs ... eight doubles, five triples, and 27 RBIs.

PERSONAL

Full name is Daniel Webster Harris IV ... son of Daniel Harris III and Sonya Harris ... his cousin Rashon Ceaser played football for Louisiana-Monroe and the Tennessee Titans ... plans to study sport management.

#10 Marcus Hill, OF, 5-11, 170, So., Southlake, Tx. (Southlake Central HS)

AS A SOPHOMORE IN 2020

Played in 10 games and started three times ... hit .462 with four runs and two RBIs ... had a two doubles ... posted a .615 slugging percentage ... went 2-for-3 with a run and an RBI against Norfolk State (March 8) ... earned a spot on the Ohio Valley Conference Commissioner's Honor Roll.

AS A FRESHMAN IN 2019

Appeared in 21 games ... made five starts, four in the outfield and one at designated hitter ... hit .333 in 24 at bats ... scored nine runs and had five RBIs ... walked seven times and struck out only twice ... had a .500 on-base percentage ... three stolen bases in three attempts ... went 2-for-5 with three runs and two RBIs against Maryland Eastern Shore (Feb. 22) ... was 3-for-5 with three runs and an RBI in another game against Maryland Eastern Shore (Feb. 24) ... earned a spot on the Ohio Valley Conference Commissioner's Honor Roll.

HIGH SCHOOL

Played at Carroll High School ... helped lead his team to a 35-6 record and state championship his senior year ... was named first team all-district and hit .349 as a senior ... hit .312 as a junior while helping his team go 32-11.

PERSONAL

Full name is Marcus Hill ... son of Ken and Lorrie Hill ... has one brother – Kenny ... his brother played football at TCU ... his dad played baseball for the Rangers, Expos, and Angels ... plans to study marketing.

#39 Winston Hill, OF, 6-3, 191, Fr., Chicago, Ill. (St. Rita of Cascia HS)

HIGH SCHOOL

Played at St. Rita of Cascia High School.

PERSONAL

Full name is Darrell Winston Hill II ... son of Darrell and Anisha Hill ... has one brother – William, and one sister – Alaina ... plans to study finance.

#6 Julian Jackson, RHP, 6-8, 200, So., Powder Spings, Ga. (Hillgrove HS)

AS A SOPHOMORE IN 2020

Made four appearances and started once ... was 2-0 with a 4.22 ERA ... struck out 12 batters in 10 and two-thirds innings ... did not allow an earned run and struck out four in three and two-thirds innings at No. 11 LSU (Feb. 23) ... struck out a season-high five batters in three and one-third innings against Siena College (March 1) ... earned a spot on the Ohio Valley Conference Commissioner's Honor Roll.

AS A FRESHMAN IN 2019

Saw action in 12 games ... made one start ... went 0-2 with a 4.80 ERA ... struck out 12 in 15 innings of work ... made his first collegiate start at No. 8 Louisville (Feb. 19), allowing one earned run in two innings and striking out two ... pitched a season-high three and one-third innings and struck out a season-best four against Western Carolina (May 14) ... earned a spot on the Ohio Valley Conference Commissioner's Honor Roll.

HIGH SCHOOL

Played three years at Hillgrove High School ... helped lead the team to three straight region 7A championships ... named a 2017 Under Armor Pre-season All-American ... 2017 Perfect Game All-American honorable mention ... 2018 Perfect Game Southeast All-American ... ranked as the 500th best player overall in the country.

PERSONAL

Full name is Julian Jackson ... son of Troy Jackson and Kimberly Shaw ... his father played basketball at George Mason University ... his mother played basketball at Indiana University of Pennsylvania ... plans to study sport management.

#38 Manny Jackson, C, 6-3, 195, Fr., Miami, Fla. (Coral Gables Senior HS)

HIGH SCHOOL

Earned first team all-district honors as a senior at Coral Gables Senior High School in 2020 ... hit .370 and had six stolen bases in 2020 ... first team all-district and first team All-Miami Dade County as a junior in 2019, hitting .421 with six doubles and 12 RBIs ... team MVP as a junior.

PERSONAL

Full name is Manuel Clemente Jackson ... son of Muzzy and Kristina Jackson ... has one sister – Ava ... his father Muzzy played collegiate baseball at Mercer University and professionally in the White Sox organization ... plans to study finance.

#44 Cooper Jones, LHP, 6-4, 210, Fr., Elizabethtown, Ky. (Central Hardin HS)

HIGH SCHOOL

Helped Central Hardin High School to a 21-6 record in 2019.

PERSONAL

Full name is Cooper William Jones ... son of Bill and Jaimi Jones ... plans to police studies.

#13 Brennan Kelly, LHP, 6-1, 195, Sr., Wabash, Ind. (Kankakee CC)

AS A SENIOR IN 2020 AT EKU

Made four weekend starts ... was 1-0 with a 6.75 ERA ... struck out 11 in 17 and one third innings of work ... shutout No. 11 LSU over four and one-third innings of a Friday night start, helping EKU to a 2-0 win ... allowed one run on six hits and struck out four in six innings of work in his final start of the season, a 14-2 win over Norfolk State (March 6).

AS A JUNIOR IN 2019 AT EKU

Appeared in and started 15 games ... went 4-4 with a 4.95 ERA ... struck out 51 in a team-high 80 innings ... pitched a seven-inning complete game and earned the win in his EKU debut against Prairie View A&M (Feb. 17), allowing one run and striking out five ... struck out a season-best eight in five and two-thirds innings against Oakland (March 10) ... struck out seven and earned the win after allowing two runs in eight and one-third innings against Tennessee Tech (May 5) ... earned the win after pitching five and two-third innings in an OVC Tournament elimination game against Belmont (May 24).

AT KANKAKEE COMMUNITY COLLEGE

Played two seasons at Kankakee ... posted a 3.30 ERA over 58 and one-third innings pitched his sophomore season while helping his team to a sectional championship ... posted a 7-2 record with a 1.60 ERA while leading his team to NJCAA Division 2 National Championship.

HIGH SCHOOL

Played four years at Southwood High School ... threw 40 innings while posting a 1.26 ERA his senior year ... was named all-conference honorable mention and received the ERA award for lowest ERA on the team.

PERSONAL

Full name is Brennan Garth Kelley ... son of Randy and Elise Kelly ... has one brother – Aaron ... plans to study business marketing.

#9 Will King, C, 5-8, 178, Fr., New York, N.Y. (IMG Academy)**HIGH SCHOOL**

Batted .425 for IMG Academy during his junior season in 2020 ... earned all-section honors while hitting .390 with a .450 on-base percentage as a sophomore in 2019 ... team offensive player of the year as a sophomore ... earned all-league recognition after hitting .310 with a .420 on-base percentage as a freshman.

PERSONAL

Full name is William Charles King ... son of Laurence and Dov King ... has one brother – Aaron ... major is undecided.

#35 Brennan LaBarbera, RHP, 6-4, 195, So., Crestwood, Ky. (South Oldham HS)**AS A SOPHOMORE IN 2020**

Did not play.

AS A FRESHMAN IN 2019

Made 11 appearances and started once ... went 0-0 with a 4.50 ERA ... struck out 11 batters in 14 innings of work ... opponents had a .152 batting average against him ... pitched an inning and one-third of scoreless relief against No. 8 Louisville (Feb. 19) in his collegiate debut ... struck out a season-best three in two and one-third innings ... earned a spot on the Ohio Valley Conference Commissioner's Honor Roll.

HIGH SCHOOL

Played four years at South Oldham High School ... named first team all-state as a senior ... went 5-3 with a 4.50 ERA his senior year ... posted a .460 batting average while leading his team to a region championship ... posted a 7-2 record with a 3.50 ERA while helping his team when the district tournament his junior year ... named to the all-district team as a pitcher.

PERSONAL

Full name is Brennan Samuel LaBarbera ... son of Steven and Stacy LaBarbera ... has one sister – Baleigh ... his grandfather, Tony Cox, played baseball in the minors for the Phillies ... plans to study exercise and sport science (physical therapy).

#4 Nick Laster, RHP, 6-0, 175, Sr., Atlanta, Ga. (Westlake HS)**AS A SENIOR IN 2020**

Made six appearances ... did not allow a run and gave up only two hits in seven and two-thirds innings of work ... struck out nine and walked three ... opponents had a .087 batting average against Laster ... pitched two scoreless innings and struck out three at No. 11 LSU (Feb. 23) ... picked up the save after tossing one and two-thirds innings of scoreless relief and striking out two against Siena College (Feb. 29).

AS A JUNIOR IN 2019

Saw action in 17 games ... went 3-0 with a 5.55 ERA ... totaled 24 strikeouts in 24 and one-third innings ... opponents had a .244 average against him ... earned the win against Oakland (March 9) after striking out two in one and two-thirds innings of relief ... did not allow a run in his final five appearances (five and one-third innings) of the regular season.

AS A SOPHOMORE IN 2018

Made 24 appearances on the year ... 24 strikeouts in 29 and one-thirds innings pitched ... threw two and one-third innings while allowing one run and striking out three against Coppin State (March 2) ... struck out a career-high six over three and one-third innings against Tennessee Tech (May 11) ... 1-1 record on the year.

AS A FRESHMAN IN 2017

Made 17 appearances on the year ... 1-0 record ... 18 strikeouts in 24 and two-thirds innings pitched ... threw four innings while allowing one run and striking out three at Morehead State (March 25th) ... picked up the win against Tennessee-Martin (April 1st) when he threw three innings with one strikeout and no runs ... earned a spot on the Ohio Valley Conference Commissioner's Honor Roll.

HIGH SCHOOL

Chosen as Westlake High School pitcher of the year after posting a 1.37 ERA in 2015 ... posted back-to-back .400-plus batting averages as a sophomore and junior.

PERSONAL

Full name is Ramon Nicholas Laster ... son of Ramon and Nicolle Laster ... majoring is undecided.

#14 Jake Lewis, LHP, 6-2, 190, Jr., New Albany, Ind. (Providence HS)**AS A JUNIOR IN 2020**

Started four times ... went 2-1 with a 7.71 ERA ... struck out 11 and walked nine in 14 innings ... earned the win over Presbyterian (Feb. 16) after allowing one run on three hits in four innings ... earned the win against Siena College (March 1) after allowing one run on four hits and striking out a season-best five batters in five and one-third innings ... earned a spot on the Ohio Valley Conference Commissioner's Honor Roll.

AS A SOPHOMORE IN 2019

Made 16 appearances ... went 0-2 with a 7.89 ERA ... struck out 22 batters in 21 and two-thirds innings ... struck out a season-best five in two innings of scoreless relief against Maryland Eastern Shore (Feb. 24) ... started in an elimination game against Morehead State (May 24) in the OVC Tournament, allowing just three runs in four and one-third innings ... earned a spot on the Ohio Valley Conference Commissioner's Honor Roll.

AS A FRESHMAN IN 2018

Appeared in 29 games ... started 12 games ... went 1-for-3 with two runs and two RBIs against SIU Edwardsville (April 6) ... threw one and one-third innings at Kentucky allowing zero earned runs and striking out two ... had nine strikeouts over seven and one-third innings pitched.

HIGH SCHOOL

Played four years at Providence High School ... helped lead the team to a state championship in 2016 ... he hit .402 with three home runs while driving in 21 RBIs ... had an 8-2 record on the mound ... threw six complete games while striking out 65 batters ... was named first team all-area.

PERSONAL

Full name is Jacob Christopher Lewis ... son of Chris and Tammy Lewis ... plans to study sport management with a minor in pre-law.

#31 Brent Lovell, C, 5-11, 190, So., Rockcastle, Ky. (Rockcastle County HS)**AS A SOPHOMORE IN 2020**

Did not play in any games.

AS A FRESHMAN IN 2019

Appeared in 37 games and started 30 times ... starting catcher in 19 games, started in right field eight times and three times as the designated hitter ... hit .239 with four home runs, 21 RBIs and 17 runs scored ... went 2-for-5 with two runs and two RBIs in his first collegiate game, against Maryland Eastern Shore (Feb. 22) ... went 5-for-6 with three runs and five RBIs against Maryland Eastern Shore (Feb. 24) ... was 3-for-4 with a run and two RBIs against Oakland (March 10) ... hit his first collegiate home run, had two hits in four at bats with two runs and an RBI against Tennessee Tech (May 3) ... had a 1-for-3 game with a run and three RBIs in an elimination game victory over Belmont (May 24) in the OVC Tournament ... earned a spot on the Ohio Valley Conference Commissioner's Honor Roll.

HIGH SCHOOL

Played four years at Rockcastle County High School, helping the Rockets win a district championship in 2017 after hitting .390 ... named all-state as a senior while hitting .410 ... named pre-season all-state ... named to the all-district team as a junior.

PERSONAL

Full name is William Brent Lovell ... son of Billy and Marcella Lovell ... has two brothers – Logan and James ... plans to study human resources.

#17 Charlie Ludwick, 1B, 6-2, 195, So., Atlanta, Ga. (Lakeside HS)**AS A SOPHOMORE IN 2020**

Started all 14 games at first base ... hit .250 with 12 RBIs and nine runs scored ... had seven walks ... posted a .371 on-base percentage ... had a 3-for-4 day with two runs and three RBIs against Siena College (March 1) ... went 2-for-4 with a run and an RBI against Norfolk State (March 8) ... hit safely in four of the final five games of the season ... earned a spot on the Ohio Valley Conference Commissioner's Honor Roll.

AS A FRESHMAN IN 2019

Appeared in 39 games ... started 28 times, 14 at first base and 14 at designated hitter ... hit .260 with 19 runs, four home runs and 24 RBIs ... had a .413 slugging percentage ... drew 26 walks and had a .428 on-base percentage ... went 2-for-4 with a home run, a walk, two runs and four RBIs at Southern Illinois Edwardsville (March 29) ... was 3-for-5 with three RBIs against Austin Peay (April 6) ... drew six walks in four Ohio Valley Conference Tournament games, including three against Belmont (May 24).

HIGH SCHOOL

Played four years at Lakeside High School ... helped lead the team to region championships in 2015 and 2016 ... named second team all-region as a junior in 2017 ... hit .390 and named second team all-region as a senior.

PERSONAL

Full name is Charles Kelly Ludwick ... son of Kelly and Julie Ludwick ... has one brother – Jake ... his major is undecided.

#29 Ryan Nelson (INF, R/R, 6-0, 180, Fr., Aurora, Ill. (Montini Catholic HS)**AS A FRESHMAN IN 2020**

Saw action in six games ... did not have a hit in two at bats.

HIGH SCHOOL

Helped the Broncos win the 2019 state championship while hitting .309 ... batted .397 and earned all-conference honors his junior season in 2018 ... had a .344 average and picked up all-conference recognition as a sophomore in 2017.

PERSONAL

Full name is Ryan Curtis Nelson ... son of Dwight and Laura Nelson ... has two brothers – Daniel and Payton ... his brother Daniel played collegiate baseball at Wisconsin Parkside ... plans to study political science.

#30 Armari Paula, LHP, 6-3, 180, Fr., Jersey City, N.J. (Bergen Catholic HS)**HIGH SCHOOL**

Played at Bergen Catholic High School in Oradell, New Jersey.

PERSONAL

Full name is Armari Zaire Paula ... son of Edwin Paula and Maryann Marti ... has one brother – Jaylen ... plans to study finance.

#42 Santiago Peralta, INF, 5-8, 170, Fr., Lexington, Ky. (Lexington Catholic HS)**HIGH SCHOOL**

Played at Lexington Catholic High School.

PERSONAL

Full name is Santiago Rafael Peralta ... son of Gerly Peralta and Rossana Matos ... plans to study pre-physical therapy.

#32 Rutger Poiry, C, 5-8, 190, So., Fishers, Ind. (Lincoln Trail CC)**AT LINCOLN TRAIL COMMUNITY COLLEGE**

Played two seasons at Lincoln Trail Community College.

HIGH SCHOOL

Led the team in ERA as a senior in 2018 at Hamilton Southeastern High School ... won a state championship as a member of the hockey team.

#23 Cam Ridley, OF, 6-1, 180, So., Nashville, Tenn. (Columbia State CC)**AT COLUMBIA STATE COMMUNITY COLLEGE IN 2019**

Earned first team all-conference honors ... led the conference in extra base hits ... had a .352 average with an on-base percentage over .500 ... started all 22 games.

HIGH SCHOOL

Helped Lighthouse Christian school win a state championship in 2017 ... was conference MVP ... batted over .400 ... led the conference in hits and stolen bases ... member of the National Honor Society.

PERSONAL

Full name is Cammerin Scott Ridley ... son of Larry Ridley and Tonya Scott ... has two sisters –

Ashley and Jessica ... his father Larry played wide receiver at Middle Tennessee State University ... plans to study business management.

#37 Gavin Seebold, RHP, 6-1, 185, Fr., Jeffersonville, Ind. (Jeffersonville HS)**HIGH SCHOOL**

Was honorable mention all-conference at Jeffersonville High School ... had 60 strike outs in 57 innings of work as a senior ... posted a 2.46 ERA with a 9-2 record.

PERSONAL

Full name is Gavin Lee Seebold ... son of John and Corinne Seebold ... has one brother – Grant ... his mom Corinne played collegiate volleyball at Tennessee Tech ... plans to study exercise science.

#12 Clay Shelton, C, 6-0, 180, Fr., Williamsburg, Ky. (Whitley County HS)**HIGH SCHOOL**

KHSBCA Preseason All-State selection as a senior in 2020 ... hit .294 with 25 RBIs as a junior in 2019 at Whitley County High School ... played in the East/West All-Star Game ... team defensive player of the year ... batted .345 with 33 RBIs as a sophomore ... member of the National Honor Society.

PERSONAL

Full name is Clay Isaac Shelton ... son of Brad and Candy Shelton ... has one brother – Tyler ... his father Brad is the head baseball coach at the University of the Cumberlands ... plans to study biomedical sciences.

#33 Garret Simpson, RHP, 6-0, 155, Fr., Mt. Washington, Ky. (Bullitt East HS)**AS A FRESHMAN IN 2020**

Made two appearances ... had a 3.00 ERA in three innings of work ... struck out one, walked two and allowed one earned run ... tossed one and one-third innings of scoreless relief in the season-finale at Northern Kentucky (March 11) ... earned a spot on the Ohio Valley Conference Commissioner's Honor Roll.

HIGH SCHOOL

Earned first team all-state honors as a senior at Bullitt East High School in 2019 ... went 10-2 with a 1.31 ERA and one save, while hitting .402 with a home run and 28 RBIs ... named to the all-district team, the all-region team, region player of the year and the all-district tournament team while helping the Chargers to a 33-8 record and a district championship as a senior ... chosen third team all-state as a junior in 2018 after going 7-2 with a 1.27 ERA and a .283 batting average ... also picked to the all-district, all-district tournament and all-region teams as a junior.

PERSONAL

Full name is Joseph Garret Simpson ... son of Craig and Terri Simpson ... has one sister – Haley ... his dad Craig played collegiate baseball at Ohio Wesleyan University ... plans to study accounting.

#21 Jakoby Stanley, MI, 5-11, 190, Fr., Parkland, Fla. (Taravella HS)**HIGH SCHOOL**

Played at Taravella High School.

PERSONAL

Full name is Jakoby Bryce Stanley ... son of Pablo and Kiimberly Stanley ... has one brother – Jacob ... plans to study supply chain management.

#41 Brandon Thomas, RHP, 6-3, 197, R-So., Cumming, Ga. (Spartanburg Methodist College)**AS A REDSHIRT SOPHOMORE IN 2020 (AT EKU)**

Did not play in any games ... earned a spot on the Ohio Valley Conference Commissioner's Honor Roll.

AT SPARTANBURG METHODIST COLLEGE

Did not play during the 2019 season due to an injury.

HIGH SCHOOL

Perfect Game Top-500 national overall ranking ... 25th ranked pitcher in the state of Georgia ... helped Lambert High School capture region championships in 2016 and 2017 ... 2017 Preseason All-American ... 2017 World Showcase top prospect team ... 2016 Perfect Game top prospect list.

PERSONAL

Full name is Brandon Degenhardt Thomas ... son of John and Remick Thomas ... his father John played collegiate football at Presbyterian College ... his uncle Mark Thomas played professionally in the Arizona Diamondbacks organization ... his grandfather Bob Thomas played collegiate football at Bowling Green State University ... plans to study engineering technology

management.

**#34 Logan Thomason, SS, 6-1, 190, So., Richmond, Ky. (Madison Central HS)
AS A SOPHOMORE IN 2020**

Started all 14 games at shortstop ... third on the team with a .362 batting average ... had 13 RBIs and 12 runs scored ... was 4-for-6 on stolen base attempts ... totaled seven doubles and a triple517 slugging percentage and a .422 on-base percentage ... struck out just nine times in 58 at bats ... tied for fourth in the Ohio Valley Conference in doubles ... was 27th in the nation with 0.50 doubles per game ... went 3-for-4 with a run and two RBIs in the series finale at Presbyterian (Feb. 16) ... was 2-for-4 with an RBI in game two of the series at No. 11 LSU ... had a 4-for-4 day with two runs and two RBIs against Siena College (March 1) ... earned a spot on the Ohio Valley Conference Commissioner's Honor Roll.

AS A FRESHMAN IN 2019

Selected to the Ohio Valley Conference All-Freshman Team ... appeared in 57 games and started 52 times ... started 31 times at third base, 16 times at shortstop, three times at first and twice at second ... hit .302 with 37 runs, 11 doubles, seven home runs and 38 RBIs ... had a .479 slugging percentage ... led all players at the OVC Tournament with six runs scored, tied for first with a 1.000 slugging percentage, was second with two home runs, tied for second with four walks, tied for third with a .600 on-base percentage, was sixth with seven hits and ranked ninth with a .467 batting average ... hit the go-ahead home run in the top of the ninth inning in an OVC Tournament opening round victory over No. 3 seed Morehead State (May 22) ... was 4-for-7, with his first two collegiate home runs, three runs and five RBIs against Maryland Eastern Shore (Feb. 24) ... had a 3-for-4 day with a walk and four runs scored against Tennessee-Martin (March 23) ... went 3-for-4 with a home run, four runs scored and two RBIs in an OVC Tournament elimination game victory over Belmont (May 24).

HIGH SCHOOL

Played four years at Madison Central High School ... helped the team to a region championship where he was named MVP of the region tournament ... hit .450 as a senior and led the team to a 30-8 record.

PERSONAL

Full name is Logan Matthew Thomason ... son of Matt and Ashley Ratcliff ... has one brother – Griffin, and one sister – Rowan ... plans to study sport management.

**#18 Bryce Travis, LHP, 5-11, 185, Fr., Richmond, Ky. (Madison Central HS)
HIGH SCHOOL**

Helped Madison Central High School win a region championship in 2018 with a 6-2 record ... went 7-1 as a junior in 2019 ... played in the East/West All-Star Game ... academic all-state ... member of the National Honor Society.

PERSONAL

Full name is Bryce Andrew Travis ... son of Jason and Rebekah Travis ... has two brothers – Cameron and Carson, and one sister – Alleigh ... plans to study biomedical sciences with a pre-dental pathway.

**#25 Caleb Upshaw, OF, 6-2, 210, Jr., Newnan, Ga. (Western Oklahoma St. Col.)
AS A JUNIOR IN 2020 (AT EKU)**

Played in and started eight games ... hit .400 with nine runs and nine RBIs ... had a .600 slugging percentage ... hit a home run in his first at bat of the season and finished 2-for-2 with a run and an RBI at Presbyterian (Feb. 14) ... was 1-for-4 with an RBI at No. 11 LSU (Feb. 22) ... went 2-for-4 with three runs and two RBIs against Norfolk State (March 6) ... finished 2-for-4 with a run and three RBIs at Northern Kentucky (March 11).

AT WESTERN OKLAHOMA STATE COLLEGE

Earned third team All-America recognition as a sophomore in 2019 ... batted .424 and was also chosen all-region after his sophomore season ... picked up all-region honors after hitting .443 his freshman season.

HIGH SCHOOL

Chosen as the team's most improved player as a senior in 2017 at Northgate High School ... helped the team win a region championship his junior season.

PERSONAL

Full name is Caleb Arjon Upshaw ... son of Cedric and Waikiki Upshaw ... has one brother – Armond, and one sister – Khalia ... plans to study business administration.

**#27 Jack Whitlock, RHP, 6-2, 195, Fr., Cummings, Ga. (Johns Creek HS)
HIGH SCHOOL**

Played at Johns Creek High School.

PERSONAL

Full name is Daniel Jackson Whitlock ... son of Mark and Jackie Whitlock ... has one brother – Ben ... plans to study accounting.

**#5 Darren Williams, RHP, 6-6, 205, R-Jr., Maysville, Ky. (Mason County)
AS A REDSHIRT JUNIOR IN 2020**

Appeared in five games ... went 1-0 with one save and a 0.00 ERA over six innings of work ... struck out 10 and walked four ... allowed just five hits ... pitched one inning of scoreless relief in EKU's 2-0 Friday night win at No. 11 LSU (Feb. 21) ... earned the save after striking out three in one inning against Siena College (Feb. 28).

AS A REDSHIRT SOPHOMORE IN 2019

Made 24 appearances ... had a 2-1 record with three saves and a 3.40 ERA ... struck out 48 batters in 39 and two-thirds innings ... opponents had a .241 batting average against him ... earned the save while striking out five in three innings against Maryland Eastern Shore (Feb. 23) ... struck out five in three scoreless innings of relief against Miami (March 20) ... earned the win after tossing three hitless innings and striking out four against Tennessee-Martin (March 24) ... had four strikeouts in two innings and picked up the save at Southeast Missouri (May 12) ... earned a spot on the Ohio Valley Conference Commissioner's Honor Roll.

AS A REDSHIRT FRESHMAN IN 2018

Appeared in 18 games and started in five ... struck out 34 batters over 34 innings pitched ... threw four innings allowing two hits and striking out two batters against Louisville (Feb. 20) ... struck out a career-high six batters over four and one-third innings pitched against Xavier (April 3).

AS A FRESHMAN IN 2017

Redshirt season.

HIGH SCHOOL

Played all four years at Mason County High School ... part of the 2014 squad that went 21-8.

PERSONAL

Full name is Darren Williams ... son of Troy and Goldie Williams ... majoring in economics.

**#20 Max Williams, UTL, 5-11, 170, Fr., Lexington, Ky. (Lafayette HS)
HIGH SCHOOL**

Had a .426 batting average, 46 RBIs and 28 runs scored as a junior at Lafayette High School in 2019 ... three-time first team academic all-state ... hit .500 as a sophomore in 2018.

PERSONAL

Full name is Max Walker Williams ... son of John and Sherry Williams ... has two brothers – Adam and Lucas ... major is undecided.

ABBOTT, Jacob

| Year | avg | gp-gs | ab | r | h | 2b | 3b | hr | rbi | tb | slg% | bb | hbp | so | gdp | ob% | sf | sh | sb-att | po | a | e | fld% |
|-------|------|-------|----|----|----|----|----|----|-----|----|------|----|-----|----|-----|------|----|----|--------|----|----|---|-------|
| 2017 | .163 | 34-9 | 43 | 6 | 7 | 1 | 0 | 0 | 5 | 8 | .186 | 3 | 1 | 14 | 1 | .234 | 0 | 2 | 2-3 | 8 | 25 | 4 | .892 |
| 2018 | .239 | 28-10 | 46 | 6 | 11 | 1 | 1 | 0 | 5 | 14 | .304 | 4 | 2 | 13 | 0 | .327 | 0 | 0 | 0-0 | 37 | 11 | 3 | .941 |
| 2019 | .000 | 1-0 | 0 | 0 | 0 | 0 | 0 | 0 | 0 | 0 | .000 | 0 | 0 | 0 | 0 | .000 | 0 | 0 | 0-0 | 5 | 3 | 1 | .889 |
| 2020 | .000 | 0-0 | 0 | 0 | 0 | 0 | 0 | 0 | 0 | 0 | .000 | 0 | 0 | 0 | 0 | .000 | 0 | 0 | 0-0 | 0 | 1 | 0 | 1.000 |
| TOTAL | .202 | 63-19 | 89 | 12 | 18 | 2 | 1 | 0 | 10 | 22 | .247 | 7 | 3 | 27 | 1 | .283 | 0 | 2 | 2-3 | 50 | 40 | 8 | .918 |

| Year | era | w-l | app | gs | cg | sho | sv | ip | h | r | er | bb | so | 2b | 3b | hr | bf | bavg | wp | hbp | bk | sfa | sha |
|-------|-------|-----|-----|----|----|-----|----|------|----|----|----|----|----|----|----|----|-----|------|----|-----|----|-----|-----|
| 2019 | 3.51 | 2-1 | 11 | 0 | 0 | 0/0 | 0 | 25.2 | 23 | 13 | 10 | 9 | 36 | 4 | 0 | 3 | 111 | .245 | 1 | 4 | 0 | 2 | 1 |
| 2020 | 10.12 | 0-0 | 5 | 0 | 0 | 0/1 | 2 | 2.2 | 3 | 3 | 3 | 3 | 4 | 1 | 0 | 0 | 13 | .300 | 0 | 0 | 0 | 0 | 0 |
| TOTAL | 4.13 | 2-1 | 16 | 0 | 0 | 0/1 | 2 | 28.1 | 26 | 16 | 13 | 12 | 40 | 5 | 0 | 3 | 124 | .250 | 1 | 4 | 0 | 2 | 1 |

BLAIR, Jaxson

| Year | avg | gp-gs | ab | r | h | 2b | 3b | hr | rbi | tb | slg% | bb | hbp | so | gdp | ob% | sf | sh | sb-att | po | a | e | fld% |
|-------|------|-------|----|---|---|----|----|----|-----|----|------|----|-----|----|-----|------|----|----|--------|----|---|---|-------|
| 2017 | .000 | 11-0 | 7 | 3 | 0 | 0 | 0 | 0 | 0 | 0 | .000 | 3 | 0 | 5 | 0 | .300 | 0 | 0 | 0-0 | 2 | 0 | 0 | 1.000 |
| 2018 | .000 | 1-0 | 0 | 1 | 0 | 0 | 0 | 0 | 0 | 0 | .000 | 0 | 0 | 0 | 0 | .000 | 0 | 0 | 0-0 | 0 | 1 | 1 | .500 |
| 2019 | .000 | 2-0 | 0 | 0 | 0 | 0 | 0 | 0 | 0 | 0 | .000 | 0 | 0 | 0 | 0 | .000 | 0 | 0 | 0-0 | 0 | 3 | 0 | 1.000 |
| TOTAL | .000 | 14-0 | 7 | 4 | 0 | 0 | 0 | 0 | 0 | 0 | .000 | 3 | 0 | 5 | 0 | .300 | 0 | 0 | 0-0 | 2 | 4 | 1 | .857 |

| Year | era | w-l | app | gs | cg | sho | sv | ip | h | r | er | bb | so | 2b | 3b | hr | bf | bavg | wp | hbp | bk | sfa | sha |
|-------|-------|-----|-----|----|----|-----|----|------|----|----|----|----|----|----|----|----|-----|------|----|-----|----|-----|-----|
| 2018 | 10.42 | 1-2 | 20 | 0 | 0 | 0/0 | 0 | 19.0 | 18 | 22 | 22 | 15 | 17 | 1 | 1 | 4 | 96 | .250 | 1 | 7 | 0 | 1 | 1 |
| 2019 | 9.00 | 0-0 | 6 | 0 | 0 | 0/0 | 0 | 4.0 | 4 | 8 | 4 | 8 | 6 | 1 | 0 | 0 | 26 | .235 | 1 | 1 | 1 | 0 | 0 |
| TOTAL | 10.17 | 1-2 | 26 | 0 | 0 | 0/0 | 0 | 23.0 | 22 | 30 | 26 | 23 | 23 | 2 | 1 | 4 | 122 | .247 | 2 | 8 | 1 | 1 | 1 |

BODINE, Chance

| Year | avg | gp-gs | ab | r | h | 2b | 3b | hr | rbi | tb | slg% | bb | hbp | so | gdp | ob% | sf | sh | sb-att | po | a | e | fld% |
|-------|------|-------|----|---|---|----|----|----|-----|----|------|----|-----|----|-----|------|----|----|--------|----|---|---|-------|
| 2019 | .143 | 10-0 | 7 | 3 | 1 | 0 | 0 | 0 | 1 | 1 | .143 | 2 | 3 | 3 | 1 | .500 | 0 | 0 | 0-0 | 14 | 1 | 0 | 1.000 |
| 2020 | .125 | 7-6 | 16 | 6 | 2 | 0 | 0 | 0 | 1 | 2 | .125 | 6 | 3 | 6 | 1 | .440 | 0 | 1 | 0-0 | 54 | 4 | 1 | .983 |
| TOTAL | .130 | 17-6 | 23 | 9 | 3 | 0 | 0 | 0 | 2 | 3 | .130 | 8 | 6 | 9 | 2 | .459 | 0 | 1 | 0-0 | 68 | 5 | 1 | .986 |

BOREK, Nick

| Year | avg | gp-gs | ab | r | h | 2b | 3b | hr | rbi | tb | slg% | bb | hbp | so | gdp | ob% | sf | sh | sb-att | po | a | e | fld% |
|-------|------|-------|----|---|---|----|----|----|-----|----|------|----|-----|----|-----|------|----|----|--------|----|---|---|-------|
| 2019 | .000 | 0-0 | 0 | 0 | 0 | 0 | 0 | 0 | 0 | 0 | .000 | 0 | 0 | 0 | 0 | .000 | 0 | 0 | 0-0 | 1 | 1 | 0 | 1.000 |
| 2020 | .000 | 0-0 | 0 | 0 | 0 | 0 | 0 | 0 | 0 | 0 | .000 | 0 | 0 | 0 | 0 | .000 | 0 | 0 | 0-0 | 0 | 1 | 0 | 1.000 |
| TOTAL | .000 | 0-0 | 0 | 0 | 0 | 0 | 0 | 0 | 0 | 0 | .000 | 0 | 0 | 0 | 0 | .000 | 0 | 0 | 0-0 | 1 | 2 | 0 | 1.000 |

| Year | era | w-l | app | gs | cg | sho | sv | ip | h | r | er | bb | so | 2b | 3b | hr | bf | bavg | wp | hbp | bk | sfa | sha |
|-------|------|-----|-----|----|----|-----|----|------|----|----|----|----|----|----|----|----|----|------|----|-----|----|-----|-----|
| 2019 | 5.06 | 0-0 | 6 | 0 | 0 | 0/0 | 1 | 10.2 | 14 | 13 | 6 | 11 | 15 | 3 | 1 | 4 | 62 | .298 | 2 | 3 | 1 | 1 | 0 |
| 2020 | 2.45 | 1-0 | 4 | 0 | 0 | 0/0 | 0 | 3.2 | 4 | 1 | 1 | 5 | 2 | 0 | 0 | 0 | 20 | .308 | 1 | 1 | 0 | 1 | 0 |
| TOTAL | 4.40 | 1-0 | 10 | 0 | 0 | 0/0 | 1 | 14.1 | 18 | 14 | 7 | 16 | 17 | 3 | 1 | 4 | 82 | .300 | 3 | 4 | 1 | 2 | 0 |



DAVENPORT III, Louis

| Year | avg | gp-gs | ab | r | h | 2b | 3b | hr | rbi | tb | slg% | bb | hbp | so | gdp | ob% | sf | sh | sb-att | po | a | e | fld% |
|-------|------|-------|----|---|---|----|----|----|-----|----|------|----|-----|----|-----|------|----|----|--------|----|---|---|-------|
| 2020 | .000 | 0-0 | 0 | 0 | 0 | 0 | 0 | 0 | 0 | 0 | .000 | 0 | 0 | 0 | 0 | .000 | 0 | 0 | 0-0 | 2 | 2 | 0 | 1.000 |
| TOTAL | .000 | 0-0 | 0 | 0 | 0 | 0 | 0 | 0 | 0 | 0 | .000 | 0 | 0 | 0 | 0 | .000 | 0 | 0 | 0-0 | 2 | 2 | 0 | 1.000 |

| Year | era | w-l | app | gs | cg | sho | sv | ip | h | r | er | bb | so | 2b | 3b | hr | bf | bavg | wp | hbp | bk | sfa | sha |
|-------|------|-----|-----|----|----|-----|----|------|----|----|----|----|----|----|----|----|----|------|----|-----|----|-----|-----|
| 2020 | 4.20 | 2-0 | 5 | 1 | 0 | 0/1 | 1 | 15.0 | 14 | 10 | 7 | 15 | 17 | 1 | 0 | 0 | 74 | .250 | 2 | 0 | 0 | 2 | 1 |
| TOTAL | 4.20 | 2-0 | 5 | 1 | 0 | 0/1 | 1 | 15.0 | 14 | 10 | 7 | 15 | 17 | 1 | 0 | 0 | 74 | .250 | 2 | 0 | 0 | 2 | 1 |

DEEBLE, Jye

| Year | avg | gp-gs | ab | r | h | 2b | 3b | hr | rbi | tb | slg% | bb | hbp | so | gdp | ob% | sf | sh | sb-att | po | a | e | fld% |
|------|-----|-------|----|---|---|----|----|----|-----|----|------|----|-----|----|-----|-----|----|----|--------|----|---|---|------|
|------|-----|-------|----|---|---|----|----|----|-----|----|------|----|-----|----|-----|-----|----|----|--------|----|---|---|------|

| Year | era | w-l | app | gs | cg | sho | sv | ip | h | r | er | bb | so | 2b | 3b | hr | bf | bavg | wp | hbp | bk | sfa | sha |
|-------|-------|-----|-----|----|----|-----|----|-----|---|---|----|----|----|----|----|----|----|------|----|-----|----|-----|-----|
| 2020 | 11.57 | 0-0 | 5 | 0 | 0 | 0/1 | 0 | 2.1 | 2 | 3 | 3 | 2 | 1 | 0 | 0 | 1 | 11 | .222 | 1 | 0 | 0 | 0 | 0 |
| TOTAL | 11.57 | 0-0 | 5 | 0 | 0 | 0/1 | 0 | 2.1 | 2 | 3 | 3 | 2 | 1 | 0 | 0 | 1 | 11 | .222 | 1 | 0 | 0 | 0 | 0 |

EWELL, Kendal

| Year | avg | gp-gs | ab | r | h | 2b | 3b | hr | rbi | tb | slg% | bb | hbp | so | gdp | ob% | sf | sh | sb-att | po | a | e | fld% |
|-------|------|-------|----|---|---|----|----|----|-----|----|------|----|-----|----|-----|------|----|----|--------|----|---|---|------|
| 2020 | .167 | 6-0 | 6 | 0 | 1 | 0 | 0 | 0 | 0 | 1 | .167 | 0 | 0 | 2 | 0 | .167 | 0 | 0 | 0-0 | 0 | 0 | 0 | .000 |
| TOTAL | .167 | 6-0 | 6 | 0 | 1 | 0 | 0 | 0 | 0 | 1 | .167 | 0 | 0 | 2 | 0 | .167 | 0 | 0 | 0-0 | 0 | 0 | 0 | .000 |

FARLEY, John

| Year | avg | gp-gs | ab | r | h | 2b | 3b | hr | rbi | tb | slg% | bb | hbp | so | gdp | ob% | sf | sh | sb-att | po | a | e | fld% |
|-------|------|-------|----|---|---|----|----|----|-----|----|------|----|-----|----|-----|------|----|----|--------|----|---|---|------|
| 2019 | .000 | 0-0 | 0 | 0 | 0 | 0 | 0 | 0 | 0 | 0 | .000 | 0 | 0 | 0 | 0 | .000 | 0 | 0 | 0-0 | 1 | 1 | 1 | .667 |
| TOTAL | .000 | 0-0 | 0 | 0 | 0 | 0 | 0 | 0 | 0 | 0 | .000 | 0 | 0 | 0 | 0 | .000 | 0 | 0 | 0-0 | 1 | 1 | 1 | .667 |

| Year | era | w-l | app | gs | cg | sho | sv | ip | h | r | er | bb | so | 2b | 3b | hr | bf | bavg | wp | hbp | bk | sfa | sha |
|-------|-------|-----|-----|----|----|-----|----|-----|----|----|----|----|----|----|----|----|----|------|----|-----|----|-----|-----|
| 2019 | 16.62 | 0-0 | 7 | 0 | 0 | 0/0 | 0 | 4.1 | 9 | 9 | 8 | 4 | 4 | 2 | 1 | 1 | 28 | .409 | 0 | 2 | 1 | 0 | 0 |
| 2020 | 4.50 | 0-0 | 4 | 0 | 0 | 0/0 | 0 | 4.0 | 6 | 2 | 2 | 1 | 2 | 3 | 0 | 0 | 18 | .375 | 0 | 0 | 0 | 1 | 0 |
| TOTAL | 10.80 | 0-0 | 11 | 0 | 0 | 0/0 | 0 | 8.1 | 15 | 11 | 10 | 5 | 6 | 5 | 1 | 1 | 46 | .395 | 0 | 2 | 1 | 1 | 0 |

FOX, Jordan

| Year | avg | gp-gs | ab | r | h | 2b | 3b | hr | rbi | tb | slg% | bb | hbp | so | gdp | ob% | sf | sh | sb-att | po | a | e | fld% |
|------|-----|-------|----|---|---|----|----|----|-----|----|------|----|-----|----|-----|-----|----|----|--------|----|---|---|------|
|------|-----|-------|----|---|---|----|----|----|-----|----|------|----|-----|----|-----|-----|----|----|--------|----|---|---|------|

| Year | era | w-l | app | gs | cg | sho | sv | ip | h | r | er | bb | so | 2b | 3b | hr | bf | bavg | wp | hbp | bk | sfa | sha |
|-------|------|-----|-----|----|----|-----|----|-----|---|---|----|----|----|----|----|----|----|------|----|-----|----|-----|-----|
| 2020 | 0.00 | 0-0 | 3 | 0 | 0 | 0/0 | 0 | 0.2 | 0 | 0 | 0 | 1 | 2 | 0 | 0 | 0 | 3 | .000 | 0 | 0 | 0 | 0 | 0 |
| TOTAL | 0.00 | 0-0 | 3 | 0 | 0 | 0/0 | 0 | 0.2 | 0 | 0 | 0 | 1 | 2 | 0 | 0 | 0 | 3 | .000 | 0 | 0 | 0 | 0 | 0 |

HARRIS IV, Daniel

| Year | avg | gp-gs | ab | r | h | 2b | 3b | hr | rbi | tb | slg% | bb | hbp | so | gdp | ob% | sf | sh | sb-att | po | a | e | fld% |
|-------|------|---------|-----|----|-----|----|----|----|-----|-----|------|----|-----|-----|-----|------|----|----|--------|-----|-----|----|------|
| 2018 | .268 | 60-58 | 220 | 41 | 59 | 13 | 2 | 5 | 35 | 91 | .414 | 12 | 1 | 52 | 5 | .306 | 2 | 2 | 3-3 | 98 | 143 | 5 | .980 |
| 2019 | .271 | 56-56 | 218 | 36 | 59 | 6 | 1 | 9 | 44 | 94 | .431 | 16 | 4 | 45 | 3 | .325 | 5 | 1 | 8-8 | 75 | 126 | 16 | .926 |
| 2020 | .460 | 14-14 | 50 | 16 | 23 | 3 | 1 | 2 | 16 | 34 | .680 | 6 | 4 | 6 | 1 | .541 | 1 | 0 | 5-5 | 18 | 15 | 3 | .917 |
| TOTAL | .289 | 130-128 | 488 | 93 | 141 | 22 | 4 | 16 | 95 | 219 | .449 | 34 | 9 | 103 | 9 | .341 | 8 | 3 | 16-16 | 191 | 284 | 24 | .952 |

HILL, Marcus

| Year | avg | gp-gs | ab | r | h | 2b | 3b | hr | rbi | tb | slg% | bb | hbp | so | gdp | ob% | sf | sh | sb-att | po | a | e | fld% |
|-------|------|-------|----|----|----|----|----|----|-----|----|------|----|-----|----|-----|------|----|----|--------|----|---|---|-------|
| 2019 | .333 | 21-5 | 24 | 9 | 8 | 2 | 0 | 0 | 5 | 10 | .417 | 7 | 1 | 2 | 0 | .500 | 0 | 1 | 3-3 | 10 | 0 | 1 | .909 |
| 2020 | .462 | 10-3 | 13 | 4 | 6 | 2 | 0 | 0 | 2 | 8 | .615 | 3 | 0 | 3 | 0 | .563 | 0 | 0 | 1-2 | 1 | 0 | 0 | 1.000 |
| TOTAL | .378 | 31-8 | 37 | 13 | 14 | 4 | 0 | 0 | 7 | 18 | .486 | 10 | 1 | 5 | 0 | .521 | 0 | 1 | 4-5 | 11 | 0 | 1 | .917 |

JACKSON, Julian

| Year | avg | gp-gs | ab | r | h | 2b | 3b | hr | rbi | tb | slg% | bb | hbp | so | gdp | ob% | sf | sh | sb-att | po | a | e | fld% |
|-------|------|-------|----|---|---|----|----|----|-----|----|------|----|-----|----|-----|------|----|----|--------|----|---|---|------|
| 2019 | .000 | 0-0 | 0 | 0 | 0 | 0 | 0 | 0 | 0 | 0 | .000 | 0 | 0 | 0 | 0 | .000 | 0 | 0 | 0-0 | 4 | 2 | 1 | .857 |
| TOTAL | .000 | 0-0 | 0 | 0 | 0 | 0 | 0 | 0 | 0 | 0 | .000 | 0 | 0 | 0 | 0 | .000 | 0 | 0 | 0-0 | 4 | 2 | 1 | .857 |

| Year | era | w-l | app | gs | cg | sho | sv | ip | h | r | er | bb | so | 2b | 3b | hr | bf | bavg | wp | hbp | bk | sfa | sha |
|-------|------|-----|-----|----|----|-----|----|------|----|----|----|----|----|----|----|----|-----|------|----|-----|----|-----|-----|
| 2019 | 4.80 | 0-2 | 12 | 1 | 0 | 0/0 | 0 | 15.0 | 18 | 15 | 8 | 18 | 12 | 2 | 0 | 1 | 80 | .310 | 10 | 2 | 1 | 1 | 1 |
| 2020 | 4.22 | 2-0 | 4 | 1 | 0 | 0/0 | 0 | 10.2 | 8 | 7 | 5 | 9 | 12 | 2 | 0 | 2 | 51 | .200 | 1 | 1 | 1 | 1 | 0 |
| TOTAL | 4.56 | 2-2 | 16 | 2 | 0 | 0/0 | 0 | 25.2 | 26 | 22 | 13 | 27 | 24 | 4 | 0 | 3 | 131 | .265 | 11 | 3 | 2 | 2 | 1 |

KELLY, Brennan

| Year | avg | gp-gs | ab | r | h | 2b | 3b | hr | rbi | tb | slg% | bb | hbp | so | gdp | ob% | sf | sh | sb-att | po | a | e | fld% |
|-------|------|-------|----|---|---|----|----|----|-----|----|------|----|-----|----|-----|------|----|----|--------|----|----|---|-------|
| 2019 | .000 | 0-0 | 0 | 0 | 0 | 0 | 0 | 0 | 0 | 0 | .000 | 0 | 0 | 0 | 0 | .000 | 0 | 0 | 0-0 | 0 | 11 | 2 | .846 |
| 2020 | .000 | 0-0 | 0 | 0 | 0 | 0 | 0 | 0 | 0 | 0 | .000 | 0 | 0 | 0 | 0 | .000 | 0 | 0 | 0-0 | 0 | 2 | 0 | 1.000 |
| TOTAL | .000 | 0-0 | 0 | 0 | 0 | 0 | 0 | 0 | 0 | 0 | .000 | 0 | 0 | 0 | 0 | .000 | 0 | 0 | 0-0 | 0 | 13 | 2 | .867 |

| Year | era | w-l | app | gs | cg | sho | sv | ip | h | r | er | bb | so | 2b | 3b | hr | bf | bavg | wp | hbp | bk | sfa | sha |
|-------|------|-----|-----|----|----|-----|----|------|-----|----|----|----|----|----|----|----|-----|------|----|-----|----|-----|-----|
| 2019 | 4.95 | 4-4 | 15 | 15 | 1 | 0/0 | 0 | 80.0 | 98 | 62 | 44 | 34 | 51 | 14 | 2 | 5 | 364 | .313 | 4 | 4 | 0 | 6 | 7 |
| 2020 | 6.75 | 1-0 | 4 | 4 | 0 | 0/1 | 0 | 17.1 | 18 | 13 | 13 | 11 | 11 | 7 | 0 | 2 | 82 | .261 | 0 | 1 | 0 | 0 | 1 |
| TOTAL | 5.27 | 5-4 | 19 | 19 | 1 | 0/1 | 0 | 97.1 | 116 | 75 | 57 | 45 | 62 | 21 | 2 | 7 | 446 | .304 | 4 | 5 | 0 | 6 | 8 |

LASTER, Nick

| Year | avg | gp-gs | ab | r | h | 2b | 3b | hr | rbi | tb | slg% | bb | hbp | so | gdp | ob% | sf | sh | sb-att | po | a | e | fld% |
|-------|------|-------|----|---|---|----|----|----|-----|----|------|----|-----|----|-----|------|----|----|--------|----|----|---|-------|
| 2017 | .000 | 0-0 | 0 | 0 | 0 | 0 | 0 | 0 | 0 | 0 | .000 | 0 | 0 | 0 | 0 | .000 | 0 | 0 | 0-0 | 1 | 5 | 0 | 1.000 |
| 2018 | .000 | 0-0 | 0 | 0 | 0 | 0 | 0 | 0 | 0 | 0 | .000 | 0 | 0 | 0 | 0 | .000 | 0 | 0 | 0-0 | 4 | 3 | 0 | 1.000 |
| 2019 | .000 | 0-0 | 0 | 0 | 0 | 0 | 0 | 0 | 0 | 0 | .000 | 0 | 0 | 0 | 0 | .000 | 0 | 0 | 0-0 | 1 | 5 | 0 | 1.000 |
| 2020 | .000 | 0-0 | 0 | 0 | 0 | 0 | 0 | 0 | 0 | 0 | .000 | 0 | 0 | 0 | 0 | .000 | 0 | 0 | 0-0 | 1 | 0 | 0 | 1.000 |
| TOTAL | .000 | 0-0 | 0 | 0 | 0 | 0 | 0 | 0 | 0 | 0 | .000 | 0 | 0 | 0 | 0 | .000 | 0 | 0 | 0-0 | 7 | 13 | 0 | 1.000 |

| Year | era | w-l | app | gs | cg | sho | sv | ip | h | r | er | bb | so | 2b | 3b | hr | bf | bavg | wp | hbp | bk | sfa | sha |
|-------|-------|-----|-----|----|----|-----|----|------|-----|----|----|----|----|----|----|----|-----|------|----|-----|----|-----|-----|
| 2017 | 11.31 | 1-0 | 17 | 0 | 0 | 0/0 | 0 | 24.2 | 40 | 35 | 31 | 22 | 18 | 7 | 1 | 6 | 137 | .374 | 2 | 4 | 1 | 1 | 3 |
| 2018 | 5.83 | 1-1 | 24 | 0 | 0 | 0/0 | 1 | 29.1 | 45 | 24 | 19 | 4 | 24 | 11 | 2 | 8 | 135 | .354 | 4 | 1 | 0 | 1 | 2 |
| 2019 | 5.55 | 3-0 | 17 | 0 | 0 | 0/0 | 0 | 24.1 | 22 | 17 | 15 | 17 | 24 | 5 | 0 | 4 | 115 | .244 | 2 | 5 | 1 | 2 | 1 |
| 2020 | 0.00 | 0-0 | 6 | 0 | 0 | 0/0 | 1 | 7.2 | 2 | 0 | 0 | 3 | 9 | 1 | 0 | 0 | 27 | .087 | 1 | 1 | 0 | 0 | 0 |
| TOTAL | 6.80 | 5-1 | 64 | 0 | 0 | 0/0 | 2 | 86.0 | 109 | 76 | 65 | 46 | 75 | 24 | 3 | 18 | 414 | .314 | 9 | 11 | 2 | 4 | 6 |



LEWIS, Jake

| Year | avg | gp-gs | ab | r | h | 2b | 3b | hr | rbi | tb | slg% | bb | hbp | so | gdp | ob% | sf | sh | sb-att | po | a | e | fld% |
|-------|------|-------|----|---|----|----|----|----|-----|----|------|----|-----|----|-----|------|----|----|--------|----|----|---|-------|
| 2018 | .250 | 26-11 | 48 | 4 | 12 | 0 | 0 | 0 | 8 | 12 | .250 | 12 | 1 | 9 | 1 | .403 | 1 | 0 | 1-1 | 86 | 4 | 3 | .968 |
| 2019 | .000 | 0-0 | 0 | 0 | 0 | 0 | 0 | 0 | 0 | 0 | .000 | 0 | 0 | 0 | 0 | .000 | 0 | 0 | 0-0 | 0 | 5 | 0 | 1.000 |
| 2020 | .000 | 0-0 | 0 | 0 | 0 | 0 | 0 | 0 | 0 | 0 | .000 | 0 | 0 | 0 | 0 | .000 | 0 | 0 | 0-0 | 1 | 4 | 0 | 1.000 |
| TOTAL | .250 | 26-11 | 48 | 4 | 12 | 0 | 0 | 0 | 8 | 12 | .250 | 12 | 1 | 9 | 1 | .403 | 1 | 0 | 1-1 | 87 | 13 | 3 | .971 |

| Year | era | w-l | app | gs | cg | sho | sv | ip | h | r | er | bb | so | 2b | 3b | hr | bf | bavg | wp | hbp | bk | sfa | sha |
|-------|-------|-----|-----|----|----|-----|----|------|----|----|----|----|----|----|----|----|-----|------|----|-----|----|-----|-----|
| 2018 | 11.05 | 0-1 | 3 | 1 | 0 | 0/0 | 0 | 7.1 | 11 | 10 | 9 | 6 | 9 | 1 | 0 | 4 | 38 | .344 | 0 | 0 | 0 | 0 | 0 |
| 2019 | 7.89 | 0-2 | 16 | 2 | 0 | 0/0 | 0 | 21.2 | 24 | 21 | 19 | 15 | 22 | 3 | 0 | 7 | 105 | .286 | 4 | 3 | 1 | 1 | 2 |
| 2020 | 7.71 | 2-1 | 4 | 4 | 0 | 0/0 | 0 | 14.0 | 20 | 13 | 12 | 9 | 11 | 3 | 0 | 1 | 69 | .364 | 1 | 3 | 0 | 1 | 1 |
| TOTAL | 8.37 | 2-4 | 23 | 7 | 0 | 0/0 | 0 | 43.0 | 55 | 44 | 40 | 30 | 42 | 7 | 0 | 12 | 212 | .322 | 5 | 6 | 1 | 2 | 3 |

LUDWICK, Charles

| Year | avg | gp-gs | ab | r | h | 2b | 3b | hr | rbi | tb | slg% | bb | hbp | so | gdp | ob% | sf | sh | sb-att | po | a | e | fld% |
|-------|------|-------|-----|----|----|----|----|----|-----|----|------|----|-----|----|-----|------|----|----|--------|-----|----|---|------|
| 2019 | .260 | 39-28 | 104 | 19 | 27 | 2 | 1 | 4 | 24 | 43 | .413 | 26 | 6 | 35 | 1 | .428 | 2 | 0 | 1-3 | 110 | 8 | 2 | .983 |
| 2020 | .250 | 14-14 | 48 | 9 | 12 | 3 | 1 | 0 | 12 | 17 | .354 | 7 | 4 | 8 | 2 | .371 | 3 | 1 | 1-1 | 87 | 8 | 1 | .990 |
| TOTAL | .257 | 53-42 | 152 | 28 | 39 | 5 | 2 | 4 | 36 | 60 | .395 | 33 | 10 | 43 | 3 | .410 | 5 | 1 | 2-4 | 197 | 16 | 3 | .986 |

NELSON, Ryan

| Year | avg | gp-gs | ab | r | h | 2b | 3b | hr | rbi | tb | slg% | bb | hbp | so | gdp | ob% | sf | sh | sb-att | po | a | e | fld% |
|-------|------|-------|----|---|---|----|----|----|-----|----|------|----|-----|----|-----|------|----|----|--------|----|---|---|------|
| 2020 | .000 | 6-0 | 2 | 0 | 0 | 0 | 0 | 0 | 0 | 0 | .000 | 0 | 0 | 2 | 0 | .000 | 0 | 0 | 0-0 | 4 | 1 | 2 | .714 |
| TOTAL | .000 | 6-0 | 2 | 0 | 0 | 0 | 0 | 0 | 0 | 0 | .000 | 0 | 0 | 2 | 0 | .000 | 0 | 0 | 0-0 | 4 | 1 | 2 | .714 |

SIMPSON, Garret

| Year | avg | gp-gs | ab | r | h | 2b | 3b | hr | rbi | tb | slg% | bb | hbp | so | gdp | ob% | sf | sh | sb-att | po | a | e | fld% |
|-------|------|-------|----|---|---|----|----|----|-----|----|------|----|-----|----|-----|------|----|----|--------|----|---|---|-------|
| 2020 | .000 | 0-0 | 0 | 0 | 0 | 0 | 0 | 0 | 0 | 0 | .000 | 0 | 0 | 0 | 0 | .000 | 0 | 0 | 0-0 | 0 | 1 | 0 | 1.000 |
| TOTAL | .000 | 0-0 | 0 | 0 | 0 | 0 | 0 | 0 | 0 | 0 | .000 | 0 | 0 | 0 | 0 | .000 | 0 | 0 | 0-0 | 0 | 1 | 0 | 1.000 |

| Year | era | w-l | app | gs | cg | sho | sv | ip | h | r | er | bb | so | 2b | 3b | hr | bf | bavg | wp | hbp | bk | sfa | sha |
|-------|------|-----|-----|----|----|-----|----|-----|---|---|----|----|----|----|----|----|----|------|----|-----|----|-----|-----|
| 2020 | 3.00 | 0-0 | 2 | 0 | 0 | 0/0 | 0 | 3.0 | 4 | 1 | 1 | 2 | 1 | 0 | 0 | 0 | 16 | .308 | 0 | 1 | 0 | 0 | 0 |
| TOTAL | 3.00 | 0-0 | 2 | 0 | 0 | 0/0 | 0 | 3.0 | 4 | 1 | 1 | 2 | 1 | 0 | 0 | 0 | 16 | .308 | 0 | 1 | 0 | 0 | 0 |

THOMAS, Brandon

| Year | avg | gp-gs | ab | r | h | 2b | 3b | hr | rbi | tb | slg% | bb | hbp | so | gdp | ob% | sf | sh | sb-att | po | a | e | fld% |
|------|-----|-------|----|---|---|----|----|----|-----|----|------|----|-----|----|-----|-----|----|----|--------|----|---|---|------|
|------|-----|-------|----|---|---|----|----|----|-----|----|------|----|-----|----|-----|-----|----|----|--------|----|---|---|------|

THOMASON, Logan

| Year | avg | gp-gs | ab | r | h | 2b | 3b | hr | rbi | tb | slg% | bb | hbp | so | gdp | ob% | sf | sh | sb-att | po | a | e | fld% |
|-------|------|-------|-----|----|----|----|----|----|-----|-----|------|----|-----|----|-----|------|----|----|--------|----|-----|---|------|
| 2019 | .302 | 57-52 | 192 | 37 | 58 | 11 | 1 | 7 | 38 | 92 | .479 | 21 | 3 | 45 | 0 | .374 | 3 | 6 | 4-6 | 70 | 78 | 6 | .961 |
| 2020 | .362 | 14-14 | 58 | 12 | 21 | 7 | 1 | 0 | 13 | 30 | .517 | 4 | 2 | 9 | 2 | .422 | 0 | 0 | 4-6 | 25 | 33 | 2 | .967 |
| TOTAL | .316 | 71-66 | 250 | 49 | 79 | 18 | 2 | 7 | 51 | 122 | .488 | 25 | 5 | 54 | 2 | .385 | 3 | 6 | 8-12 | 95 | 111 | 8 | .963 |

UPSHAW, Caleb

| Year | avg | gp-gs | ab | r | h | 2b | 3b | hr | rbi | tb | slg% | bb | hbp | so | gdp | ob% | sf | sh | sb-att | po | a | e | fld% |
|-------|------|-------|----|---|----|----|----|----|-----|----|------|----|-----|----|-----|------|----|----|--------|----|---|---|-------|
| 2020 | .400 | 8-8 | 25 | 9 | 10 | 2 | 0 | 1 | 9 | 15 | .600 | 3 | 1 | 5 | 0 | .483 | 0 | 1 | 0-2 | 4 | 0 | 0 | 1.000 |
| TOTAL | .400 | 8-8 | 25 | 9 | 10 | 2 | 0 | 1 | 9 | 15 | .600 | 3 | 1 | 5 | 0 | .483 | 0 | 1 | 0-2 | 4 | 0 | 0 | 1.000 |



WILLIAMS, Darren

| Year | avg | gp-gs | ab | r | h | 2b | 3b | hr | rbi | tb | slg% | bb | hbp | so | gdp | ob% | sf | sh | sb-att | po | a | e | fld% |
|-------|------|-------|----|---|---|----|----|----|-----|----|------|----|-----|----|-----|------|----|----|--------|----|----|---|-------|
| 2018 | .000 | 0-0 | 0 | 0 | 0 | 0 | 0 | 0 | 0 | 0 | .000 | 0 | 0 | 0 | 0 | .000 | 0 | 0 | 0-0 | 3 | 4 | 1 | .875 |
| 2019 | .000 | 0-0 | 0 | 0 | 0 | 0 | 0 | 0 | 0 | 0 | .000 | 0 | 0 | 0 | 0 | .000 | 0 | 0 | 0-0 | 2 | 7 | 0 | 1.000 |
| 2020 | .000 | 0-0 | 0 | 0 | 0 | 0 | 0 | 0 | 0 | 0 | .000 | 0 | 0 | 0 | 0 | .000 | 0 | 0 | 0-0 | 1 | 0 | 0 | 1.000 |
| TOTAL | .000 | 0-0 | 0 | 0 | 0 | 0 | 0 | 0 | 0 | 0 | .000 | 0 | 0 | 0 | 0 | .000 | 0 | 0 | 0-0 | 6 | 11 | 1 | .944 |

| Year | era | w-l | app | gs | cg | sho | sv | ip | h | r | er | bb | so | 2b | 3b | hr | bf | bavg | wp | hbp | bk | sfa | sha |
|-------|------|-----|-----|----|----|-----|----|------|----|----|----|----|----|----|----|----|-----|------|----|-----|----|-----|-----|
| 2018 | 9.53 | 0-1 | 18 | 5 | 0 | 0/1 | 0 | 34.0 | 55 | 44 | 36 | 15 | 34 | 9 | 0 | 7 | 173 | .362 | 6 | 4 | 0 | 2 | 0 |
| 2019 | 3.40 | 2-1 | 24 | 0 | 0 | 0/0 | 3 | 39.2 | 35 | 19 | 15 | 15 | 48 | 6 | 0 | 5 | 171 | .241 | 3 | 5 | 1 | 2 | 4 |
| 2020 | 0.00 | 1-0 | 5 | 0 | 0 | 0/1 | 1 | 6.0 | 5 | 0 | 0 | 4 | 10 | 0 | 0 | 0 | 28 | .217 | 0 | 1 | 0 | 0 | 0 |
| TOTAL | 5.76 | 3-2 | 47 | 5 | 0 | 0/2 | 4 | 79.2 | 95 | 63 | 51 | 34 | 92 | 15 | 0 | 12 | 372 | .297 | 9 | 10 | 1 | 4 | 4 |

Record: 12-2 Home: 7-0 Away: 5-2 OVC: 0-0

| Player | avg | gp-gs | ab | r | h | 2b | 3b | hr | rbi | tb | slg% | bb | hp | so | gdp | ob% | sf | sh | sb-att | po | a | e | fld% | |
|--------------------|------|-------|-----|-----|-----|----|----|----|-----|-----|------|----|----|-----|-----|------|----|----|--------|-----|-----|----|-------|--|
| HARRIS IV, Daniel | .460 | 14-14 | 50 | 16 | 23 | 3 | 1 | 2 | 16 | 34 | .680 | 6 | 4 | 6 | 1 | .541 | 1 | 0 | 5-5 | 18 | 15 | 3 | .917 | |
| LEWIS, A.J. | .451 | 13-13 | 51 | 15 | 23 | 7 | 2 | 3 | 21 | 43 | .843 | 9 | 1 | 11 | 0 | .541 | 0 | 0 | 3-5 | 67 | 10 | 3 | .963 | |
| UPSHAW, Caleb | .400 | 8-8 | 25 | 9 | 10 | 2 | 0 | 1 | 9 | 15 | .600 | 3 | 1 | 5 | 0 | .483 | 0 | 1 | 0-2 | 4 | 0 | 0 | 1.000 | |
| THOMASON, Logan | .362 | 14-14 | 58 | 12 | 21 | 7 | 1 | 0 | 13 | 30 | .517 | 4 | 2 | 9 | 2 | .422 | 0 | 0 | 4-6 | 25 | 33 | 2 | .967 | |
| HOWIE, Nick | .351 | 14-14 | 57 | 14 | 20 | 5 | 1 | 2 | 16 | 33 | .579 | 7 | 2 | 8 | 1 | .433 | 1 | 0 | 6-7 | 23 | 2 | 0 | 1.000 | |
| LUDWICK, Charles | .250 | 14-14 | 48 | 9 | 12 | 3 | 1 | 0 | 12 | 17 | .354 | 7 | 4 | 8 | 2 | .371 | 3 | 1 | 1-1 | 87 | 8 | 1 | .990 | |
| BREWER, Michael | .235 | 13-12 | 34 | 10 | 8 | 1 | 1 | 0 | 7 | 11 | .324 | 9 | 1 | 14 | 2 | .409 | 0 | 4 | 3-3 | 31 | 1 | 0 | 1.000 | |
| LUCIO, Christian | .214 | 14-12 | 42 | 10 | 9 | 2 | 0 | 3 | 9 | 20 | .476 | 5 | 0 | 15 | 0 | .298 | 0 | 2 | 9-9 | 6 | 16 | 3 | .880 | |
| HESTER III, Edward | .200 | 11-4 | 15 | 2 | 3 | 0 | 0 | 0 | 1 | 3 | .200 | 4 | 0 | 3 | 0 | .368 | 0 | 0 | 2-2 | 5 | 0 | 2 | .714 | |
| BOTSOE, Chris | .167 | 13-11 | 42 | 11 | 7 | 2 | 1 | 0 | 1 | 11 | .262 | 7 | 1 | 7 | 1 | .300 | 0 | 1 | 1-2 | 21 | 0 | 0 | 1.000 | |
| BODINE, Chance | .125 | 7-6 | 16 | 6 | 2 | 0 | 0 | 0 | 1 | 2 | .125 | 6 | 3 | 6 | 1 | .440 | 0 | 1 | 0-0 | 54 | 4 | 1 | .983 | |
| ----- | | | | | | | | | | | | | | | | | | | | | | | | |
| HILL, Marcus | .462 | 10-3 | 13 | 4 | 6 | 2 | 0 | 0 | 2 | 8 | .615 | 3 | 0 | 3 | 0 | .563 | 0 | 0 | 1-2 | 1 | 0 | 0 | 1.000 | |
| EWELL, Kendal | .167 | 6-0 | 6 | 0 | 1 | 0 | 0 | 0 | 0 | 1 | .167 | 0 | 0 | 2 | 0 | .167 | 0 | 0 | 0-0 | 0 | 0 | 0 | .000 | |
| WEBB, Jackson | .167 | 4-1 | 6 | 0 | 1 | 0 | 0 | 0 | 0 | 1 | .167 | 0 | 0 | 1 | 0 | .167 | 0 | 0 | 0-0 | 8 | 1 | 0 | 1.000 | |
| NELSON, Ryan | .000 | 6-0 | 2 | 0 | 0 | 0 | 0 | 0 | 0 | 0 | .000 | 0 | 0 | 2 | 0 | .000 | 0 | 0 | 0-0 | 4 | 1 | 2 | .714 | |
| Totals | .314 | 14 | 465 | 118 | 146 | 34 | 8 | 11 | 108 | 229 | .492 | 70 | 19 | 100 | 10 | .420 | 5 | 10 | 35-44 | 360 | 105 | 18 | .963 | |
| Opponents | .247 | 14 | 450 | 70 | 111 | 25 | 1 | 8 | 65 | 162 | .360 | 75 | 12 | 116 | 2 | .364 | 7 | 5 | 15-23 | 345 | 150 | 26 | .950 | |

LOB - Team (106), Opp (120). DPs turned - Team (5), Opp (14). CI - Team (1), BODINE, C. 1. IBB - Team (1), LEWIS, A.J. 1, Opp (1). Picked off - LEWIS, A.J. 2, THOMASON, L. 1, LUCIO, C. 1, HARRIS IV, D 1.

(All games Sorted by Earned run avg)

| Player | era | w-l | app | gs | cg | sho | sv | ip | h | r | er | bb | so | 2b | 3b | hr | b/avg | wp | hp | bks | sfa | sha |
|----------------------|-------|------|-----|----|----|-----|----|-------|-----|-----|-----|----|-----|----|----|----|-------|----|----|-----|-----|-----|
| FERRIS, Jacob | 3.04 | 2-1 | 4 | 4 | 1 | 1/0 | 0 | 26.2 | 17 | 12 | 9 | 8 | 30 | 5 | 1 | 2 | .183 | 1 | 2 | 1 | 1 | 1 |
| DAVENPORT III, Louis | 4.20 | 2-0 | 5 | 1 | 0 | 0/1 | 1 | 15.0 | 14 | 10 | 7 | 15 | 17 | 1 | 0 | 0 | .250 | 2 | 0 | 0 | 2 | 1 |
| KELLY, Brennan | 6.75 | 1-0 | 4 | 4 | 0 | 0/1 | 0 | 17.1 | 18 | 13 | 13 | 11 | 11 | 7 | 0 | 2 | .261 | 0 | 1 | 0 | 0 | 1 |
| ----- | | | | | | | | | | | | | | | | | | | | | | |
| LASTER, Nick | 0.00 | 0-0 | 6 | 0 | 0 | 0/0 | 1 | 7.2 | 2 | 0 | 0 | 3 | 9 | 1 | 0 | 0 | .087 | 1 | 1 | 0 | 0 | 0 |
| WILLIAMS, Darren | 0.00 | 1-0 | 5 | 0 | 0 | 0/1 | 1 | 6.0 | 5 | 0 | 0 | 4 | 10 | 0 | 0 | 0 | .217 | 0 | 1 | 0 | 0 | 0 |
| FOX, Jordan | 0.00 | 0-0 | 3 | 0 | 0 | 0/0 | 0 | 0.2 | 0 | 0 | 0 | 1 | 2 | 0 | 0 | 0 | .000 | 0 | 0 | 0 | 0 | 0 |
| ROSS, Dylan | 2.25 | 0-0 | 3 | 0 | 0 | 0/0 | 0 | 4.0 | 3 | 2 | 1 | 1 | 3 | 0 | 0 | 0 | .176 | 1 | 1 | 0 | 0 | 0 |
| BOREK, Nick | 2.45 | 1-0 | 4 | 0 | 0 | 0/0 | 0 | 3.2 | 4 | 1 | 1 | 5 | 2 | 0 | 0 | 0 | .308 | 1 | 1 | 0 | 1 | 0 |
| SIMPSON, Garret | 3.00 | 0-0 | 2 | 0 | 0 | 0/0 | 0 | 3.0 | 4 | 1 | 1 | 2 | 1 | 0 | 0 | 0 | .308 | 0 | 1 | 0 | 0 | 0 |
| JACKSON, Julian | 4.22 | 2-0 | 4 | 1 | 0 | 0/0 | 0 | 10.2 | 8 | 7 | 5 | 9 | 12 | 2 | 0 | 2 | .200 | 1 | 1 | 1 | 1 | 0 |
| FARLEY, John | 4.50 | 0-0 | 4 | 0 | 0 | 0/0 | 0 | 4.0 | 6 | 2 | 2 | 1 | 2 | 3 | 0 | 0 | .375 | 0 | 0 | 0 | 1 | 0 |
| LEWIS, Jake | 7.71 | 2-1 | 4 | 4 | 0 | 0/0 | 0 | 14.0 | 20 | 13 | 12 | 9 | 11 | 3 | 0 | 1 | .364 | 1 | 3 | 0 | 1 | 1 |
| ABBOTT, Jacob | 10.12 | 0-0 | 5 | 0 | 0 | 0/1 | 2 | 2.2 | 3 | 3 | 3 | 3 | 4 | 1 | 0 | 0 | .300 | 0 | 0 | 0 | 0 | 0 |
| DEEBLE, Jye | 11.57 | 0-0 | 5 | 0 | 0 | 0/1 | 0 | 2.1 | 2 | 3 | 3 | 2 | 1 | 0 | 0 | 1 | .222 | 1 | 0 | 0 | 0 | 0 |
| BEAVERS, Nate | 11.57 | 1-0 | 3 | 0 | 0 | 0/0 | 0 | 2.1 | 5 | 3 | 3 | 1 | 1 | 2 | 0 | 0 | .455 | 0 | 0 | 0 | 0 | 1 |
| Totals | 4.50 | 12-2 | 14 | 14 | 1 | 2/1 | 5 | 120.0 | 111 | 70 | 60 | 75 | 116 | 25 | 1 | 8 | .247 | 9 | 12 | 2 | 7 | 5 |
| Opponents | 8.06 | 2-12 | 14 | 14 | 0 | 0/0 | 1 | 115.0 | 146 | 118 | 103 | 70 | 100 | 34 | 8 | 11 | .314 | 16 | 19 | 1 | 5 | 10 |

PB - Team (8), LEWIS, A.J. 3, BODINE, C. 3, WEBB, J. 2, Opp (6). Pickoffs - Team (5), LEWIS, J. 2, KELLY, B. 1, LEWIS, A.J. 1, DAVENPORT, L 1, Opp (5). SBA/ATT - LEWIS, A.J. (9-12), BODINE, C. (4-6), DAVENPORT, L (4-5), FERRIS, J. (3-5), JACKSON, J. (3-3), WEBB, J. (2-3), KELLY, B. (2-3), LEWIS, J. (2-3), LASTER, N. (1-2), BOREK, N. (0-1), BEAVERS, N. (0-1).



| Date | Opponent | Score | Inns | Overall | OVC | Pitcher of record | Attend | Time |
|--------------|-------------------------|---------|------|---------|-------|----------------------|--------|------|
| Feb 14, 2020 | at Presbyterian College | w 10-9 | 9 | 1-0-0 | 0-0-0 | BEAVERS, N. (W 1-0) | 126 | 3:22 |
| Feb 15, 2020 | at Presbyterian College | w 6-4 | 9 | 2-0-0 | 0-0-0 | WILLIAMS, D. (W 1-0) | 127 | 3:32 |
| Feb 16, 2020 | at Presbyterian College | w 10-4 | 7 | 3-0-0 | 0-0-0 | LEWIS, J. (W 1-0) | 50 | 3:15 |
| Feb 21, 2020 | at #11 LSU | w 2-0 | 9 | 4-0-0 | 0-0-0 | DAVENPORT, L (W 1-0) | 9806 | 3:35 |
| Feb 22, 2020 | at #11 LSU | L 3-6 | 9 | 4-1-0 | 0-0-0 | FERRIS, J. (L 0-1) | 10381 | 2:43 |
| Feb 23, 2020 | at #11 LSU | L 2-10 | 9 | 4-2-0 | 0-0-0 | LEWIS, J. (L 1-1) | 9868 | 2:34 |
| Feb 28, 2020 | SIENA COLLEGE | w 13-10 | 9 | 5-2-0 | 0-0-0 | DAVENPORT, L (W 2-0) | 100 | 3:45 |
| Feb 29, 2020 | SIENA COLLEGE | w 11-8 | 9 | 6-2-0 | 0-0-0 | FERRIS, J. (W 1-1) | 100 | 2:59 |
| Mar 01, 2020 | SIENA COLLEGE-1 | w 8-3 | 9 | 7-2-0 | 0-0-0 | LEWIS, J. (W 2-1) | 150 | 3:13 |
| Mar 01, 2020 | SIENA COLLEGE-2 | w 11-2 | 7 | 8-2-0 | 0-0-0 | JACKSON, J. (W 1-0) | - | 2:40 |
| Mar 06, 2020 | NORFOLK STATE | w 14-2 | 9 | 9-2-0 | 0-0-0 | KELLY, B. (W 1-0) | 75 | 3:02 |
| Mar 07, 2020 | NORFOLK STATE | w 6-0 | 9 | 10-2-0 | 0-0-0 | FERRIS, J. (W 2-1) | 100 | 2:18 |
| Mar 08, 2020 | NORFOLK STATE | w 13-7 | 9 | 11-2-0 | 0-0-0 | JACKSON, J. (W 2-0) | 125 | 3:07 |
| Mar 11, 2020 | at Northern Kentucky | w 9-5 | 9 | 12-2-0 | 0-0-0 | BOREK, N. (W 1-0) | 54 | 3:28 |

() extra inning game



Individual Batting (Season)

| | |
|-----------------------------|---------------------------------------|
| Most games | 68 - Robert Moore (1985) |
| Most at bats | 266 - Robert Moore (1985) |
| Most runs | 80 - Josh Anderson (2003) |
| | 75 - Robert Moore (1985) |
| Longest hit streak (games) | 27 - Scott Earl (1981) |
| Most consecutive hits | 12 - Robert Moore (1987) |
| Most hits | 106 - Josh Anderson (2003) |
| | 104 - Robert Moore (1985) |
| Most singles | 74 - Josh Anderson (2003) |
| | 71 - Adam Basil (2000) |
| Most doubles | 26 - Robert Moore (1985) |
| Most triples | 8 - Jayson Langfels (2008) |
| Most home runs | 25 - Ben Fisher (2017) |
| Most runs batted in | 85 - Neil Sellers (2003) |
| | 82 - Clay Elswick (1986) |
| Most total bases | 172 - Lee Chapman (1999) |
| Most walks | 56 - Will Johnson (2019) |
| Most strikeouts | 66 - Kyle Nowlin (2016) |
| Most stolen bases | 57 - Josh Anderson (2003) |
| | 49 - Scott Fromwiller (1985) |
| Best stolen base percentage | 1.000 - John Thomas (21-21) (1974) |
| | 1.000 - Darryel Weaver (15-15) (1978) |
| Most times hit by pitch | 22 - Anthony Ottrando (2010) |
| Highest batting average | .475 - Frank Borgia (29-61) (1968) |
| Highest slugging percentage | .873 - Jimmy Cain (1968) |

Batting Average (Season)

| | |
|---------------------|--------------------|
| 1. Frank Borgia | .475/61 AB (1968) |
| 2. Jon Draud | .473/80 AB (1958) |
| 3. Al Pipes | .463/54 AB (1956) |
| 4. Stephen Carter | .448/183 AB (2004) |
| 5. Josh Anderson | .447/237 AB (2003) |
| 6. Jayson Langfels | .441/170 AB (2009) |
| 7. Buzz Ashby | .436/78 AB (1971) |
| 8. Robert Moore | .433/178 AB (1987) |
| 9. Darryel Weaver | .429/92 AB (1978) |
| 10. Mike Gentry | .420/88 AB (1976) |
| 11. Ron Pezzoni | .420/188 AB (1988) |
| 12. Matt Davis | .418/196 AB (2009) |
| Jonathan Woodard | .418/184 AB (2004) |
| Erv Leidolf | .418/91 AB (1976) |
| 15. Jim Odle | .415/65 AB (1954) |
| 16. Darryel Weaver | .415/74 AB (1975) |
| 17. Chris Clark | .409/149 AB (2004) |
| Mandy Alvarez | .409/237 AB (2016) |
| 19. Ray Spenilla | .408/142 AB (1975) |
| 20. Neil Sellers | .407/231 AB (2003) |
| 21. Derrick Bussell | .404/109 AB (2004) |



Ray Spenilla compiled a .408 batting average during the 1975 season



With this swing against Tennessee Tech on May 21, 2016, Kyle Nowlin hit his 21st home run of the season, a new program record.

Home Runs (Season)

| | |
|----------------------|------------------|
| 1. Ben Fisher | 25/223 AB (2017) |
| 2. Kyle Nowlin | 21/207 AB (2016) |
| 3. Lee Chapman | 20/244 AB (1999) |
| Clay Elswick | 20/202 AB (1986) |
| 5. Kyle Nowlin | 19/184 AB (2015) |
| 6. Charlie Yarbrough | 18/207 AB (2006) |
| Alex Holderbach | 18/230 AB (2018) |
| 8. Anthony Ottrando | 17/200 AB (2010) |
| Neil Sellers | 17/231 AB (2003) |
| 10. Jayson Langfels | 16/204 AB (2010) |
| Clay Elswick | 16/167 AB (1984) |
| Matt Mason | 16/196 AB (1998) |
| Sean Murray | 16/209 AB (1998) |
| Will Johnson | 16/231 AB (2019) |
| 15. Chris O'Dell | 15/159 AB (2004) |
| Clay Elswick | 15/234 AB (1985) |
| 17. Lee Chapman | 14/180 AB (1998) |
| Jay Steele | 14/186 AB (1985) |
| Lee Chapman | 14/211 AB (2000) |
| Richie Rodriguez | 14/212 AB (2012) |
| Bryan Soloman | 14/203 AB (2012) |
| Bryan Soloman | 14/209 AB (2014) |

Runs Batted In (Season)

| | |
|----------------------|------------------|
| 1. Neil Sellers | 85/231 AB (2003) |
| 2. Clay Elswick | 82/202 AB (1986) |
| 3. Alex Holderbach | 79/230 AB (2018) |
| 4. Ben Fisher | 72/223 AB (2017) |
| Jayson Langfels | 72/170 AB (2009) |
| 6. Lee Chapman | 71/244 AB (1999) |
| 7. Troy Williams | 70/238 AB (1985) |
| 8. Charlie Yarbrough | 69/207 AB (2006) |
| 9. Anthony Ottrando | 67/200 AB (2010) |
| 10. Neil Sellers | 63/205 AB (2004) |
| Clay Elswick | 63/234 AB (1985) |
| 12. Lee Chapman | 62/211 AB (2000) |
| 13. Sean Murray | 61/242 AB (1999) |
| Kyle Nowlin | 61/207 AB (2016) |
| 15. Matt Mason | 60/196 AB (1998) |
| 16. Mandy Alvarez | 58/237 AB (2016) |
| 17. Brett Forbush | 56/199 AB (1985) |
| 18. Jeff Lehkamp | 55/150 AB (1982) |
| Bryan Soloman | 55/209 AB (2014) |
| 20. Scott Privitera | 54/192 AB (1988) |

Individual Pitching (Season)

| | |
|--------------------------|--|
| Most wins | 12 - Jason Schira (1990) |
| Most losses | 10 - Jason Irwin (1996) |
| Most appearances | 32 - Robert Teague (1991) |
| Most starts | 18 - Eric Bess (1999) |
| Most innings pitched | 114.1 - Corey Eagle (2000) |
| Most saves | 12 - Ryne Purcell (2010) 12 - Joe Witten (1995) |
| Most complete games | 11 - Howie Roesch (1973) |
| Best earned run average | 0.83 - Aaron Ochsenbein (2019) |
| Most runs allowed | 95 - Eric Bess (1999) |
| Most earned runs allowed | 84 - Eric Bess (1999) |
| Most hits allowed | 140 - Logan Hershenow (2015) |
| Most strikeouts | 123 - Joe Vogelgesang (1992) |
| Most walks allowed | 75 - Ed Norkus (1985) |

Individual Batting (Career)

| | |
|-----------------------------|--|
| Most games played | 221 - Adam Basil (1997-00) |
| Most at bats | 865 - Richie Rodriguez (2009-12) |
| Most runs scored | 209 - Richie Rodriguez (2009-12) |
| Most hits | 303 - Richie Rodriguez (2009-12) |
| Most singles | 214 - Brett Bolger (2003-06) |
| Most doubles | 62 - Neil Sellers (2001-04) |
| Most triples | 18 - Jayson Langfels (2008-2010) |
| Most home runs | 52 - Clay Elswick (1983-86) 52 - Lee Chapman (1997-00) |
| Most runs batted in | 214 - Neil Sellers (2001-04) |
| Most total bases | 484 - Lee Chapman (1997-00) |
| Most strikeouts | 191 - Kyle Nowlin (2013-16) |
| Most walks | 154 - Adam Basil (1997-00) |
| Most stolen bases | 119 - Josh Anderson (2001-03) 82 - John Thomas (1973-76) |
| Most times hit by pitch | 82 - Scott Fromwiller (1983-85) |
| Best stolen base percentage | 43 - Jacob Daniel (2009-12) |
| Best slugging percentage | .921 - John Thomas [82-of-89] (1973-76) .680 - Clay Elswick (1983-86) |

Individual Pitching (Career)

| | |
|---------------------------|--|
| Most appearances | 107 - Robert Teague (1988-91) |
| Most wins | 30 - Jeff Cruse (1984-87) |
| Most losses | 18 - Spencer Boley (1992-95) |
| Most games started | 18 - Chip Albright (1999-02) |
| Most complete games | 50 - Corey Eagle (1997-00) |
| Most innings pitched | 20 - Jeff Cruse (1984-87) |
| Most saves | 303.1 - Corey Eagle (1997-00) |
| Lowest earned run average | 31 - Joe Witten (1995-98) |
| Most runs allowed | 1.84 - Christian Friedrich (2006-08) |
| Most earned runs allowed | 235 - Scott Santa (1999-02) |
| Most hits allowed | 200 - Chip Albright (1999-02) |
| Most strikeouts | 372 - Jason Schira (1988-91) |
| Most walks | 327 - Christian Friedrich (2006-08) 171 - Ed Norkus (1984-86) |



The 1985 Colonels still hold 11 single-season team records



Clyde Hatter, who later played for the Detroit Tigers, tossed one of EKU's eight no-hitters in 1929

Individual Batting (Game)

| | |
|-------------------|--|
| Most at-bats | 8 - Jayson Langfels (Kentucky State, 4/1/09) 8 - Josh Anderson (IPFW, 4/1/03) |
| Most stolen bases | 5 - Scott Fromwiller (Youngstown St., 4/14/85) |
| Most home runs | 4 - Alex Holderbach (at Xavier, 4/25/18) |

Individual Pitching (Game)

| | |
|-----------------|---|
| Most strikeouts | 19 - Dave Quick (Morehead State, 5/7/63) |
| No hitters | Harvey Hayes (W 4-0, Morehead State, 4/2/26) Clyde Hatter (W 2-0, Kentucky Wesleyan, 4/22/29) Ray Giltner (starter), team no-hitter (W 13-0, Union, 4/7/48) Don Feltner (W 10-0, Morehead State, 5/13/54) Dennis Barbour (W 3-0, Cumberland, 5/4/73) Chris McDowell (W 4-0, Southeast Missouri, 4/6/92) Christian Friedrich (W 1-0, Morehead State, 3/26/06) Paul Duncan (W 15-0, Chicago State, 5/2/09) |

Team Records (Season)

| | |
|---------------------------|---------------------|
| Most games won | 42 (1990) |
| Most games played | 71 (1985) |
| Most games lost | 40 (2002) |
| Best winning percentage | .737 [42-15] (1990) |
| Longest winning streak | 15 (1990) |
| Most saves | 18 (2010) |
| Most at bats | 2315 (1985) |
| Most runs scored | 603 (1985) |
| Most hits | 788 (1985) |
| Most singles | 501 (1985) |
| Most doubles | 151 (1985) |
| Most triples | 29 (2009) |
| Most home runs | 113 (1985) |
| Most runs batted in | 548 (1985) |
| Most total bases | 1324 (1985) |
| Highest batting average | .375 (2004) |
| Best slugging percentage | .572 (1985) |
| Most strikeouts | 446 (2017) |
| Most walks | 300 (1981) |
| Most stolen bases | 217 (1989) |
| Most stolen base attempts | 268 (1985) |
| Best fielding percentage | .968 (2012) |
| Most double plays turned | 71 (1999) |

Team Records (Game)

| | |
|--|------------------------------|
| Most runs scored | 49 - Kentucky State, 4/1/09 |
| Most hits | 38 - Kentucky State, 4/1/09 |
| Most home runs | 10 - Campbellsville, 3/25/87 |
| Most consecutive batters to reach base to begin a game | 12 - UW-Milwaukee, 3/3/95 |



Nationally Ranked Individuals (Season)

| Year | Player | Rank/Category | Statistics | Year | Player | Rank/Category | Statistics | Year | Player | Rank/Category | Statistics | Year | Player | Rank/Category | Statistics |
|------|------------------|----------------------|------------------------|------|---------------------|----------------------|-----------------|------|------------------|----------------------|------------|------|------------------|---------------------|------------|
| 1968 | Jimmy Cain | 2nd - HRs/g | 0.39 (7 HR/18 GP) | 2004 | Derrick Bussell | 23rd - BA | .404 | 2012 | Bryan Soloman | 25th - HRs | 14 | 2018 | Cornell Nixon | 5th - SBs | 34 |
| | | | | 2004 | Brett Bolger | 20th - Toughest To K | 16.8 | 2012 | Richie Rodriguez | 25th - HRs | 14 | 2018 | Cornell Nixon | 5th - SBs/g | 0.63 |
| 1968 | Jimmy Cain | 2nd - RBI/g | 1.56 (28 RBI/18 GP) | 2004 | Neil Sellers | 18th - RBI/g | 1.24 | 2012 | Richie Rodriguez | 26th - Toughest To K | 16.3 ABs | 2018 | Alex Holderbach | 17th - HRs | 18 |
| | | | | 2004 | Neil Sellers | 34th - R/g | 1.14 | 2012 | Richie Rodriguez | 37th - BA | .377 | 2018 | Alex Holderbach | 19th - TBs | 151 |
| 1968 | Frank Borgia | 6th - BA | .475 (29-61) | 2004 | Chris O'Dell | 23rd - R/g | 1.19 | 2012 | Matt Fyffe | 37th - Wins | 9 | 2018 | Alex Holderbach | 23rd - SLG | .657 |
| 1973 | John Thomas | 2nd - SBs | 34 | 2004 | Chris O'Dell | 7th - HR/g | 0.35 | 2012 | Richie Rodriguez | 41st - Runs | 59 | 2018 | Cornell Nixon | 25th - Runs/g | 1.09 |
| 1973 | Howie Roesch | 4th - Wins | 9 | 2004 | Chris O'Dell | 19th - SLG | .711 | 2012 | Richie Rodriguez | 44th - OBP | .469 | 2018 | Alex Holderbach | 28th - HRs/g | 0.30 |
| 1973 | John Thomas | 7th - SBs/g | 0.89 (34 SB) | 2004 | Chris Grider | 32nd - Ks/g | 10.5 | 2014 | Bryan Soloman | 7th - HR/g | .26 | 2018 | Ryland Kerr | 36th - Runs | 62 |
| 1975 | Darryel Weaver | 18th - BA | .415 | 2005 | Brett Bolger | 32nd - BA | .398 | 2014 | Bryan Soloman | 7th - HRs | 14 | 2018 | Ryland Kerr | 36th - Doubles | 20 |
| 1978 | Darryel Weaver | 19th - BA | .429 | 2005 | Derrick Bussell | 18th - SBs | 32 (.59 pg) | 2014 | Bryan Soloman | 15th - RBIs/g | 1.02 | 2018 | Ryland Kerr | 43rd - Hits | 86 |
| 1982 | Steve Rebholz | 4th - ERA | 1.34 (8 ER/53.2 IP) | 2005 | Bryan Stevenson | 23rd - SBs | 32 (.56 pg) | 2014 | Bryan Soloman | 19th - SLG | .612 | 2019 | Will Johnson | 16th - Walks | 56 |
| | | | | 2005 | Brett Bolger | 3rd - Toughest to K | 24.5 ABs | 2014 | Tanner Perkins | 24th - BB Allowed/9 | 1.23 | 2019 | Will Johnson | 25th - SBs | 28 |
| 1982 | Steve Engel | 5th - Ks/9 | 11.1 (78 K/63.1 IP) | 2005 | Derrick Bussell | 19th - R/g | 1.22 | 2014 | Bryan Soloman | 32nd - RBIs | 55 | 2019 | Will Johnson | 40th - HRs | 16 |
| | | | | 2006 | Charlie Yarbrough | 20th - HR/g | .33 | 2014 | Bryan Soloman | 40th - TBs | 128 | 2019 | Ryland Kerr | 45th - Runs | 63 |
| 1982 | Jeff Lehkamp | 17th - RBI/g | 1.31 (55 RBI/42 GP) | 2006 | Charlie Yarbrough | 16th - RBI/g | 1.25 | 2015 | Kyle Nowlin | 1st - HR/g | .38 | 2019 | Nick Howie | 43rd - Walks | 46 |
| | | | | 2006 | Charlie Yarbrough | 12th - SLG | .736 | 2015 | Kyle Nowlin | 2nd - HRs | 19 | 2019 | Nick Howie | 47th - On-Base Pct. | .474 |
| 1985 | Robert Moore | 2nd - Doubles | 25 | 2006 | Lucas Waters | 28th - SBs | 30 (.55 pg) | 2015 | Kyle Nowlin | 6th - SLG | .690 | 2019 | Aaron Ochsenbein | 44th - Saves | 10 |
| 1987 | Robert Moore | 9th - BA | .433 | 2006 | Christian Friedrich | 15th - ERA | 1.98 | 2015 | TJ Alas | 22nd - BA | .378 | 2020 | Jacob Ferris | 4th - CG | 1 |
| 1988 | Ron Pezzoni | 24th - BA | .420 | 2006 | Christian Friedrich | 34th - Wins | 10 | 2015 | TJ Alas | 33rd - SLG | .628 | 2020 | A.J. Lewis | 7th - SLG | .843 |
| 1989 | Ron Pezzoni | 11th - SBs/g | .081 | 2006 | Christian Friedrich | 2nd - Ks/9 | 13.0 | 2015 | Mandy Alvarez | 45th - HR/g | .24 | 2020 | A.J. Lewis | 8th - RBI/g | 1.62 |
| 1990 | Robert Teague | 10th - Saves | 11 | | | | (118 K/82 IP) | 2016 | Mandy Alvarez | 1st - Hits/g | 1.76 | 2020 | Daniel Harris IV | 9th - BA | .460 |
| 1995 | Joe Witten | 9th - Saves | 12 | 2007 | Christian Friedrich | 14th - Ks/9 | 11.1 | 2016 | Kyle Nowlin | 2nd - HRs | 21 | 2020 | A.J. Lewis | 11th - Hits/g | 1.77 |
| 2003 | Josh Anderson | 1st - SBs | 57 (1.08/gm) | | | | (101 K/81.2 IP) | 2016 | Kyle Nowlin | 2nd - HR/g | 0.38 | 2020 | A.J. Lewis | 12th - 2B/g | 0.54 |
| 2003 | Josh Anderson | 2nd - R/g | 1.51 (80 R/53 GP) | 2007 | Christian Friedrich | 21st - ERA | 2.09 | 2016 | Mandy Alvarez | 5th - BA | .409 | 2020 | A.J. Lewis | 14th - BA | .451 |
| 2003 | Josh Anderson | 3rd - BA | .447 (106-237) | 2008 | Jayson Langfels | 2nd - Triples | 8 | 2016 | Mandy Alvarez | 6th - Hits | 97 | 2020 | Michael Brewer | 14th - Sac Bunts | 4 |
| 2003 | Josh Anderson | 28th - Toughest to K | 15.8 ABs | 2008 | Christian Friedrich | 2nd - ERA | 1.43 | 2016 | Kyle Nowlin | 15th - BB/g | 0.91 | 2020 | Michael Brewer | 15th - Sac Bunts/g | 0.31 |
| 2003 | Josh Anderson | 36th - 2B/g | 0.40 (21 2B/53 GP) | 2008 | Christian Friedrich | 7th - K/9 | 11.9 | 2016 | Mandy Alvarez | 19th - TBs | 153 | 2020 | Charles Ludwick | 19th - Sac Flies | 3 |
| | | | | | | | (108K/81.2 IP) | 2016 | Kyle Nowlin | 21st - BB | 50 | 2020 | Christian Lucio | 23rd - SBs/g | 0.64 |
| 2003 | Neil Sellers | 2nd - RBI/g | 1.60 (85 RBI/53 GP) | 2008 | Christian Friedrich | 1st - Hits Allowed/9 | 4.41 | 2016 | Kyle Nowlin | 24th - SLG | .657 | 2020 | A.J. Lewis | 25th - On-Base Pct. | .541 |
| | | | | 2009 | Jayson Langfels | 1st - RBI/g | 1.67 | 2016 | Kyle Nowlin | 25th - RBIs/g | 1.11 | 2020 | Daniel Harris IV | 25th - On-Base Pct. | .541 |
| 2003 | Neil Sellers | 8th - 2B/g | 0.45 (24 2B/53 GP) | 2009 | Jayson Langfels | 3rd - BA | .441 | 2016 | Mandy Alvarez | 30th - SLG | .646 | 2020 | A.J. Lewis | 25th - RBIs | 21 |
| | | | | 2009 | Jayson Langfels | 6th - SLG | .800 | 2016 | Kyle Nowlin | 36th - RBIs | 61 | 2020 | Logan Thomason | 27th - 2B/g | 0.50 |
| 2003 | Neil Sellers | 13th - R/g | 1.25 (66 RS/53 GP) | 2009 | Matt Davis | 4th - R/g | 1.45 | 2016 | Mandy Alvarez | 39th - RBIs/g | 1.05 | 2020 | A.J. Lewis | 34th - Doubles | 7 |
| | | | | 2009 | Aaron Barrows | 12th - 3B/g | 0.15 | 2017 | Ben Fisher | 3rd - HRs | 25 | 2020 | Logan Thomason | 34th - Doubles | 7 |
| 2003 | Neil Sellers | 18th - HR/g | 0.32 (17 HR/53 GP) | 2010 | Ryne Purcell | 11th - Saves | 12 | 2017 | Ben Fisher | 3rd - HRs/g | 0.45 | 2020 | A.J. Lewis | 34th - TBs | 43 |
| | | | | 2010 | Anthony Ottrando | 18th - HBP | 22 | 2017 | Ben Fisher | 3rd - Runs | 71 | 2020 | A.J. Lewis | 39th - 3B | 2 |
| 2003 | Neil Sellers | 22nd - SLG | .732 | 2012 | Richie Rodriguez | 8th - SLG | .689 | 2017 | Ben Fisher | 3rd - Runs/g | 1.27 | 2020 | Daniel Harris IV | 41st - Hits/g | 1.64 |
| 2004 | Stephen Carter | 3rd - BA | .448 | 2012 | Richie Rodriguez | 15th - R/gm | 1.09 | 2017 | Ben Fisher | 3rd - SLG | .762 | 2020 | A.J. Lewis | 49th - 3B/g | 0.15 |
| 2004 | Stephen Carter | 18th - HBP/g | 0.35 | 2012 | Jacob Daniel | 18th - Triples | 18 | 2017 | Ben Fisher | 5th - TBs | 170 | | | | |
| 2004 | Jonathan Woodard | 10th - BA | .418 | 2012 | Jacob Daniel | 19th - 3B/g | 0.13 | 2017 | Ben Fisher | 5th - RBIs/g | 1.29 | | | | |
| 2004 | Chris Clark | 17th - BA | .409 | 2012 | Bryan Soloman | 23rd - HR/g | 0.26 | 2017 | Ben Fisher | 8th - RBIs | 72 | | | | |
| 2004 | Chris Clark | 13th - 2B/g | 0.43 | 2012 | Richie Rodriguez | 24th - TB | 146 | 2018 | Alex Holderbach | 3rd - RBIs/g | 1.32 | | | | |
| 2004 | Chris Clark | 28th - HBP/g | 0.32 | 2012 | Richie Rodriguez | 25th - HR/g | 0.26 | 2018 | Alex Holderbach | 5th - RBIs | 79 | | | | |

Nationally Ranked Teams (Season)

| Year | Category | Rank | Statistics | Year | Category | Rank | Statistics | Year | Category | Rank | Statistics | Year | Category | Rank | Statistics |
|------|----------------|------|-----------------|------|----------------|------|------------|------|----------------|------|------------|------|-----------------|------|------------|
| 1976 | Batting Avg. | 4th | .340 (258-759) | 2009 | Triples/g | 4th | 0.57 | 2014 | Double Plays | 40th | 54 | 2018 | Sacrifice Flies | 46th | 28 |
| 1987 | Stolen Bases | 3rd | 161 | 2009 | Triples | 5th | 29 | 2014 | Scoring | 44th | 5.9 runs/g | 2019 | Stolen Bases | 7th | 129 |
| 1988 | Stolen Bases | 6th | 162 | 2009 | Stolen Bases/g | 5th | 2.41 | 2015 | Home Runs/g | 5th | 1.18 | 2019 | Home Runs | 20th | 75 |
| 1989 | Stolen Bases | 2nd | 217 (3.74/g) | 2009 | Stolen Bases | 7th | 123 | 2015 | Double Plays/g | 8th | 1.08 | 2019 | Scoring | 25th | 7.3 runs/g |
| 1999 | Double Plays | 11th | 71 (1.18/g) | 2009 | Batting Avg. | 10th | .345 | 2015 | Home Runs | 15th | 59 | 2019 | Runs | 29th | 429 |
| 2003 | Batting Avg. | 6th | .332 (639-1922) | 2009 | Scoring | 10th | 9.2 runs/g | 2015 | Slugging Pct. | 22nd | .450 | 2019 | Walks | 29th | 296 |
| 2003 | Scoring | 8th | 8.7 runs/g | 2012 | Home Runs/g | 1st | 1.22 | 2015 | Double Plays | 36th | 54 | 2019 | Slugging | 29th | .456 |
| 2003 | Doubles/g | 30th | 2.21 | 2012 | Home Runs | 2nd | 66 | 2015 | Doubles/g | 47th | 1.96 | 2019 | On-Base Pct. | 47th | .385 |
| 2003 | Stolen Bases | 3rd | 131 (2.47/g) | 2012 | Slugging Pct. | 4th | .477 | 2016 | Home Runs/g | 10th | 1.20 | 2020 | Stolen Bases/g | 7th | 2.50 |
| 2003 | Slugging Pct. | 34th | .481 | 2012 | Double Plays/g | 5th | 1.11 | 2016 | Home Runs | 13th | 66 | 2020 | Triples/g | 7th | 0.57 |
| 2004 | Batting Avg. | 1st | .375 | 2012 | Doubles/g | 6th | 2.26 | 2016 | Slugging Pct. | 31st | .453 | 2020 | On-Base Pct. | 10th | .420 |
| 2004 | Scoring | 3rd | 9.6 runs/g | 2012 | Double Plays | 15th | 60 | 2016 | Scoring | 50th | 6.6 runs/g | 2020 | Batting Avg. | 12th | .314 |
| 2004 | Doubles/g | 1st | 2.69 | 2012 | Doubles | 21st | 122 | 2017 | Home Runs/g | 17th | 1.29 | 2020 | Doubles/g | 13th | 2.43 |
| 2004 | Slugging Pct. | 2nd | .551 | 2012 | Triples/g | 22nd | 0.39 | 2017 | Home Runs | 23rd | 72 | 2020 | Slugging | 14th | .492 |
| 2004 | Stolen Bases/g | 22nd | 1.82 | 2012 | Triples | 23rd | 21 | 2017 | Slugging Pct. | 29th | .465 | 2020 | Triples | 14th | 8 |
| 2004 | Double Plays/g | 8th | 1.14 | 2012 | Scoring | 23rd | 6.7 runs/g | 2017 | Scoring | 32nd | 6.9 | 2020 | Scoring | 15th | 8.4 runs/g |
| 2004 | Winning Pct. | 29th | .667 (34-17) | 2012 | Runs | 47th | 361 | 2017 | Batting Avg. | 38th | .296 | 2020 | Stolen Bases | 15th | 35 |
| 2005 | Batting Avg. | 23rd | .316 | 2013 | Doubles/g | 13 | 2.18 | 2017 | Doubles/g | 44th | 1.96 | 2020 | Shutouts | 32nd | 2 |
| 2006 | Stolen Bases | 6th | 162 | 2013 | Doubles | 17 | 124 | 2017 | Runs | 47th | 386 | 2020 | Runs | 34th | 118 |
| 2006 | Home Runs/g | 37th | (1.02/game) | 2013 | Home Runs/g | 29th | 0.74 | 2017 | Hits | 48th | 595 | 2020 | Doubles | 35th | 34 |
| 2006 | Stolen Bases/g | 34th | 1.67 | 2013 | Home Runs | 31st | 42 | 2018 | Stolen Bases | 11th | 102 | 2020 | Sacrifice Bunts | 43rd | 10 |
| 2006 | Slugging Pct. | 33rd | .471 | 2013 | Scoring | 31st | 6.6 runs/g | 2018 | Hits | 12th | 643 | | | | |
| 2006 | Strikeouts/9 | 32nd | 7.8 | 2013 | Slugging Pct. | 36th | .424 | 2018 | Scoring | 14th | 7.3 runs/g | | | | |
| 2007 | Stolen Bases/g | 20th | 2.12 | 2013 | Runs | 43rd | 374 | 2018 | Runs | 15th | 445 | | | | |
| 2007 | Strikeouts/9 | 48th | 7.4 | 2013 | Stolen Bases | 43rd | 87 | 2018 | Home Runs | 18th | 69 | | | | |
| 2008 | Triples/g | 20th | 0.41 | 2013 | Batting Avg. | 46th | .292 | 2018 | Stolen Bases/g | 19th | 1.67 | | | | |
| 2008 | Stolen Bases/g | 12th | 2.04 | 2013 | Stolen Bases/g | 46th | 1.53 | 2018 | Slugging Pct. | 20th | .461 | | | | |
| 2008 | Hit By Pitch | 38th | 79 | 2014 | Home Runs/g | 9th | 0.91 | 2018 | Batting Avg. | 22nd | .296 | | | | |
| 2008 | Sac Flies | 46th | 30 | 2014 | Home Runs | 9th | 50 | 2018 | Doubles | 25th | 121 | | | | |
| 2008 | Stikeouts/9 | 49th | 7.8 | 2014 | Slugging Pct. | 25th | .413 | 2018 | Home Runs/g | 28th | 1.13 | | | | |
| 2008 | Hits Allowed/9 | 38th | 9.18 | 2014 | Double Plays/g | 28th | 0.98 | 2018 | Doubles/g | 39th | 1.98 | | | | |



Frank Kremblas signed a contract with the Cincinnati Reds after the 1989 season

Professional Free Agent Signings

| Name | Year | Team |
|------------------|------|--|
| Dominic Perrino | 1982 | San Diego Padres |
| Ron Pezzoni | 1989 | Seattle Mariners |
| Randy White | 1989 | Atlanta Braves |
| Oscar Angulo | 1990 | Chicago White Sox |
| Jerry Schoen | 1990 | California Angels |
| Shea Wardwell | 1990 | Boston Red Sox |
| Robie McCune | 1991 | Texas Rangers |
| Mike Schneider | 2002 | Montreal Expos |
| Anthony Bazzani | 2014 | Arizona Diamondbacks |
| Bryan Soloman | 2014 | Florence Freedom (Frontier League) |
| Alex Hamilton | 2018 | Bakersfield Train Robbers (Pecos League) |
| Bryan Quillens | 2019 | Westside Woolly Mammoths (United Shore League) |
| Will Johnson | 2019 | Westside Woolly Mammoths (United Shore League) |
| Demetrius Mooror | 2019 | New Jersey Jackals (CanAm League) |
| A.J. Lewis | 2020 | Colorado Rockies |

Colonel Draft Picks

| Name | Year | Rnd | Overall | Rnd-Pick | Team |
|---------------------|------|-----|---------|----------|-----------------------|
| Arnold Nyulassy | 1966 | 29 | 558 | 1 | New York Mets |
| Ron Pinsenchau | 1966 | 33 | 626 | 1 | New York Mets |
| Chuck Taylor | 1969 | 24 | 554 | 2 | Houston Astros |
| Scott Earl | 1981 | 14 | 354 | 17 | Detroit Tigers |
| Jim Harkins | 1981 | 21 | 543 | 24 | Houston Astros |
| Gene Walter | 1981 | 25 | 637 | 17 | Montreal Expos |
| Jim Harkins | 1982 | 28 | 697 | 2 | San Diego Padres |
| Gene Walter | 1982 | 29 | 720 | 2 | San Diego Padres |
| Steve Engel | 1983 | 5 | 112 | 6 | Chicago Cubs |
| Troy Williams | 1986 | 11 | 271 | 8 | Seattle Mariners |
| Brad Brian | 1986 | 30 | 737 | 11 | Montreal Expos |
| Robert Moore | 1987 | 16 | 405 | 9 | Kansas City Royals |
| Jeff Cruse | 1987 | 45 | 1098 | 6 | Kansas City Royals |
| Frank Kremblas | 1989 | 23 | 601 | 19 | Cincinnati Reds |
| Doug Simpson | 1990 | 21 | 563 | 5 | Pittsburgh Pirates |
| John Lorms | 1990 | 57 | 1374 | 5 | Cleveland Indians |
| Steve Olsen | 1991 | 7 | 202 | 25 | Chicago White Sox |
| Joe Vogelgesang | 1992 | 35 | 983 | 19 | Los Angeles Dodgers |
| Blake Bathol | 1995 | 21 | 571 | 8 | Colorado Rockies |
| Brandon Berger | 1996 | 14 | 409 | 14 | Kansas City Royals |
| Ryan Saylor | 1997 | 16 | 496 | 22 | Montreal Expos |
| Josh Anderson | 2003 | 4 | 119 | 22 | Houston Astros |
| Chris Clark | 2004 | 18 | 544 | 23 | Houston Astros |
| Neil Sellers | 2004 | 32 | 964 | 23 | Houston Astros |
| Charlie Yarbrough | 2006 | 7 | 217 | 21 | Philadelphia Phillies |
| Lucas Waters | 2007 | 14 | 436 | 12 | Florida Marlins |
| Christian Friedrich | 2008 | 1 | 25 | 25 | Colorado Rockies |
| Tyler Barnett | 2008 | 21 | 640 | 18 | Atlanta Braves |
| Jayson Langfels | 2010 | 16 | 500 | 25 | Colorado Rockies |
| Richie Rodriguez | 2012 | 9 | 290 | 12 | New York Mets |
| Anthony Bazzani | 2012 | 31 | 942 | 4 | Baltimore Orioles |
| Taylor Blair | 2013 | 35 | 1048 | 12 | San Diego Padres |
| Kyle Nowlin | 2015 | 30 | 894 | 9 | Philadelphia Phillies |
| Mandy Alvarez | 2016 | 17 | 518 | 22 | New York Yankees |
| Kyle Nowlin | 2016 | 21 | 622 | 6 | Oakland Athletics |
| Ben Fisher | 2017 | 21 | 629 | 14 | Miami Marlins |
| Alex Holderbach | 2018 | 16 | 492 | 28 | Houston Astros |
| Aaron Ochsenbein | 2019 | 6 | 191 | 24 | Los Angeles Dodgers |



Aaron Ochsenbein was drafted in the sixth round by the Dodgers in 2019

NCAA Division I All-Americans

| | | |
|---------------------|------|-------------|
| Tim Hofstetter | 1982 | Third Team |
| Clay Elswick | 1986 | Third Team |
| Robert Moore | 1987 | Second Team |
| Joe Witten | 1995 | Freshman |
| Scott Goetz | 2002 | Freshman |
| Josh Anderson | 2003 | First Team |
| Neil Sellers | 2003 | Third Team |
| Stephen Carter | 2004 | Third Team |
| Chris Grider | 2004 | Freshman |
| Christian Friedrich | 2006 | Freshman |
| Charlie Yarbrough | 2006 | Second Team |
| Christian Friedrich | 2008 | First Team |
| Jayson Langfels | 2008 | Freshman |
| Jayson Langfels | 2009 | Second Team |
| Matt Davis | 2009 | Third Team |
| Richie Rodriguez | 2009 | Freshman |
| Bryan Soloman | 2011 | Freshman |
| Richie Rodriguez | 2012 | First Team |
| Kenny Hostrander | 2013 | Freshman |
| Kyle Nowlin | 2013 | Freshman |
| Doug Teegarden | 2013 | Freshman |
| Bryan Soloman | 2014 | Second Team |
| Ben Fisher | 2017 | Third Team |
| Alex Holderbach | 2018 | Second Team |
| Daniel Harris IV | 2018 | Freshman |
| Aaron Ochsenbein | 2019 | Second Team |
| A.J. Lewis | 2020 | First Team |
| Daniel Harris IV | 2020 | Third Team |

NCAA Academic All-Americans

| | | |
|-----------------|------|-------------|
| Clay Elswick | 1986 | First Team |
| Jay Johnson | 1990 | Third Team |
| | 1991 | Second Team |
| Robert Teague | 1990 | First Team |
| | 1991 | Second Team |
| Josh Williams | 1996 | Third Team |
| Ben Fisher | 2017 | First Team |
| Alex Holderbach | 2018 | First Team |
| Nick Howie | 2018 | Third Team |
| | 2019 | First Team |
| | 2020 | First Team |
| Ryland Kerr | 2019 | Second Team |

OVC Honors

| | | | |
|----------------------------|-------------------------|------|---------------------|
| Coach of the Year | | 2003 | Josh Anderson |
| 1962 | Charles "Turkey" Hughes | 2004 | Stephen Carter |
| 1967 | Charles "Turkey" Hughes | 2006 | Charlie Yarbrough |
| 1982 | Jim Ward | 2016 | Mandy Alvarez (Co-) |
| 1987 | Jim Ward | 2017 | Ben Fisher (Co-) |
| 1988 | Jim Ward | | |
| 1989 | Jim Ward | | |
| 2000 | Jim Ward | | |
| 2012 | Jason Stein | | |
| Player of the Year | | | |
| 1963 | Dave Quick | | |
| 1986 | Clay Elswick | | |
| 1987 | Robert Moore | | |
| 1988 | Scott Privitera | | |
| 1989 | Randy White | | |
| Pitcher of the Year | | | |
| 2008 | Christian Friedrich | | |
| 2012 | Matt Fyffe | | |
| Rookie of the Year | | | |
| 2006 | Christian Friedrich | | |
| 2011 | Bryan Soloman | | |
| 2013 | Kyle Nowlin | | |

OVC Championships

Regular Season - 1950, 1951, 1954, 1959, 1960, 1962, 1966, 1967, 1982, 1984, 1986, 1987, 1988, 1989, 2000, 2012

Tournament - 1984, 1985, 1986, 1989



Charles "Turkey" Hughes was named the OVC Coach of the Year in 1962 and 1967 and led EKU to OVC titles in 1950, 1951, 1954, 1959, 1960, 1962, 1964, 1965, 1966 and 1967



Chris Clark was named first team All-OVC in 2004 and was drafted by the Houston Astros in the same year

All-OVC Players

| | |
|------|--|
| 1960 | Ken Pigg, Shannon Johnson, Bill Curry, Bill Goedde |
| 1962 | Dave Quick, Ken Pigg, Jack Wolfer, Bill Goedde, Frank Carter, Bill Curry |
| 1963 | Dave Quick, Doug McCord, Ed Joseph, Bill Goedde, Frank Carter |
| 1964 | Dave Price |
| 1965 | Dave Price, Doug McCord, Ron Chasteen, Ron Pinsenchaum, Jerry Gill |
| 1966 | Albert Kammer, Arnold Nyulassy, Frank Borgia, Ron Pinsenchaum |
| 1967 | Ron Andrews, Arnold Nyulassy, Luis Escobar, Jimmy Cain, Ron Pinsenchaum |
| 1968 | Arnold Nyulassy, Jimmy Cain, Luis Escobar, Wayne Hucker, Jim Davis |
| 1969 | Wayne Hucker |
| 1970 | William Ashby |
| 1973 | Dave Theiler |
| 1974 | Howie Roesch, Dave Theiler |
| 1975 | Dennis Brant, Mike Gentry |
| 1976 | John Lisle, Corky Prater, John Thomas, Mike Gentry, Erv Leidolf |
| 1977 | John Lisle, Erv Leidolf, Kenny Lockett |
| 1978 | Darryel Weaver, Corky Prater |
| 1979 | Rick Bibbins, Tom McNulty |
| 1981 | Mark Klein, Jeff Lehkamp, Dominic Perrino |
| 1982 | Joe Myers, Steve Engel, Richard Brooks, Tim Hofstetter, Jeff Lehkamp (Co-Player of the Year, Northern Division) |
| 1983 | Mike Woehler, Steve Engel, Brett Forbush, Rocky Pangallo |
| 1984 | David Butcher, Brad Evans |
| 1985 | Robert Moore, Troy Williams, Jay Steele, John Miles |
| 1986 | Robert Moore, Tim Redmon, Jeff Cruse, Brad Brian, Clay Elswick (Player of the Year Northern Division) |
| 1987 | Robert Moore (Player of the Year, Northern Division), Jeff Cruse, Frank Kremblas, Ron Pezzoni |
| 1988 | Scott Privitera (Player of the Year, Northern Division), Rusty Clark, Randy White, Frank Kremblas, Marc Seimer, Ron Pezzoni, Shea Wardwell |
| 1989 | Randy White (Player of the Year), Jerry Schoen, Joe Banko, Ron Pezzoni |
| 1990 | Joe Banko, Brad McDaniels, Steve Olsen, Jay Johnson, Jason Schira, John Lorms, Robbie McCune, Jerry Schoen |
| 1991 | Brad McDaniels, Robbie McCune, Jay Johnson, David Ott |
| 1992 | Joe Vogelgesang, Brett Griffin |
| 1993 | Jason Stein, Mike Minacci |
| 1994 | Blake Barthol |

| | |
|------|---|
| 1995 | Jason Stein, Josh Williams, Jason Irwin, Blake Barthol, Brandon Berger, Danny Winn |
| 1996 | Josh Williams, Jason Combs, Brandon Berger |
| 1997 | Joe Witten |
| 1998 | Sean Murray, Jason Sharp, Matt Mason, Joe Smith |
| 1999 | Lee Chapman, Sean Murray, Joe Smith, Jason Sharp, Adam Basil, Mike Martini |
| 2000 | Adam Basil, Mike Schneider, Lee Chapman, Kiley Vaughn, Corey Eagle, Scott Santa |
| 2001 | Mike Schneider, Kiley Vaughn, Josh Anderson |
| 2002 | Josh Anderson, Neil Sellers |
| 2003 | Josh Anderson (Player of the Year), Neil Sellers |
| 2004 | Chris Clark, Will Whisenant, Stephen Carter (Player of the Year), Jonathan Woodard, Neil Sellers, Chris O'Dell, Brett Bolger |
| 2005 | Brett Bolger, Derrick Bussell, Bryan Stevenson, Will Whisenant |
| 2006 | Charlie Yarbrough (Player of the Year), Christian Friedrich (1st team & Freshman), Chris O'Dell, Brett Bolger, Aaron Barrows (Freshman), Eric Hash (Freshman) |
| 2007 | Christian Friedrich, Tyler Barnett |
| 2008 | Christian Friedrich (Pitcher of the Year), Jayson Langfels (Freshman), Ryan Faidley (Freshman) |
| 2009 | Matt Davis, Jayson Langfels, Anthony Ottrando, Richie Rodriguez (2nd team & Freshman), Jacob Daniel (Freshman), Mike Garcia (Freshman) |
| 2010 | Jayson Langfels, Anthony Ottrando, Anthony Bazzani (Freshman), Austin Grisham (Freshman) |
| 2011 | Jacob Daniel, Stephen Hefler, Richie Rodriguez, Bryan Solomon (Freshman) |
| 2012 | Richie Rodriguez, Jacob Daniel, Matt Fyffe (Pitcher of the Year), Dustin Dunlop, Shane Grimm |
| 2013 | Shaun Ball, Sean Hagen, Kyle Nowlin (Freshman), Kenny Hostrander (Freshman), Luke Wurzelbacher (Freshman), Doug Teegarden (Freshman) |
| 2014 | Sean Hagen, Bryan Solomon, Ben Fisher (Freshman), Taylor Blair (Freshman), Shea Sullivan (Freshman), Caleb Johnson (Freshman) |
| 2015 | Kyle Nowlin |
| 2016 | Mandy Alvarez (Co-Player of the Year), Kyle Nowlin |
| 2017 | Ben Fisher (Co-Player of the Year), Alex Holderbach |
| 2018 | Alex Holderbach, Nick Howie, Daniel Harris IV (Freshman) |
| 2019 | Nick Howie, Aaron Ochsenbein, Ryland Kerr, Will Johnson, Kaven Brown, Logan Thomason (Freshman), Jacob Ferris (Freshman) |



Will Johnson was an All-OVC pick in 2019

All-Time Results

Steve's Note: The all-time results are still being researched and should be considered a work in progress.

1925 (George Hembree)

Record: 6-4

| | | |
|--------------------|------|---|
| Kentucky Wesleyan | 3-2 | W |
| Sue Bennette Mem'l | 4-14 | L |
| State Freshmen | 11-9 | W |
| Sue Bennett Mem'l | 4-13 | L |
| Cumberlands | 14-7 | W |
| Morehead Normal | 13-3 | W |
| Lincoln Memorial | 3-4 | L |
| Lincoln Memorial | 8-9 | L |
| Morehead Normal | 5-0 | W |
| State Freshmen | 1-6 | L |

1926 (George Hembree)

Record: 4-8

| | | |
|--------------------|-----|---|
| Georgetown College | 1-2 | L |
| Centre | 2-0 | W |
| Morehead Normal | 4-5 | L |
| Transylvania | 4-7 | L |
| Kentucky Wesleyan | 2-5 | L |
| Lincoln Memorial | 2-7 | L |
| Centre | 3-5 | L |
| Kentucky Wesleyan | 1-2 | L |
| Lincoln Memorial | 4-3 | W |
| Georgetown College | 2-3 | L |
| Western Teachers | 4-3 | W |
| Transylvania | 3-1 | W |

1927 (George Hembree)

Record: 8-6

| | | |
|--------------------|------|---|
| Kentucky Wesleyan | 1-11 | L |
| Union | 14-7 | W |
| Lincoln Memorial | 8-7 | W |
| Georgetown | 8-9 | L |
| Kentucky Wesleyan | 0-7 | L |
| Union | 3-4 | L |
| Transylvania | 2-0 | L |
| Transylvania | 6-1 | W |
| Morehead State | 4-2 | W |
| Louisville | 5-8 | L |
| Western Teachers | 5-15 | L |
| Western Teachers | 6-2 | W |
| Centre | 5-1 | W |
| Georgetown College | 5-1 | W |

1930 (George Hembree)

Record: 6-5

| | | |
|-------------------|------|---|
| Centre | 3-0 | W |
| Centre | 4-3 | W |
| Transylvania | 8-7 | W |
| Transylvania | 4-1 | W |
| Transylvania | 3-5 | L |
| Kentucky Wesleyan | 2-0 | W |
| Kentucky Wesleyan | 0-3 | L |
| Louisville | 3-0 | W |
| Louisville | 1-2 | L |
| Western Kentucky | 3-14 | L |
| Western Kentucky | 8-9 | L |

1936 (George Hembree)

Record: 6-2-2

| | | |
|------------------|------|---|
| Indiana | 7-5 | W |
| Indiana | 6-10 | L |
| Louisville | 9-8 | W |
| Lincoln Memorial | 8-3 | W |
| Lincoln Memorial | 12-3 | W |
| Morehead State | 3-2 | W |
| Morehead State | 4-4 | T |
| Western Kentucky | 5-0 | W |
| Louisville | 3-5 | L |
| Western Kentucky | 4-4 | T |

1949 (Charles "Turkey" Hughes)

Record: 13-5

| | | |
|------------------|-------|---|
| Eastern Illinois | 4-3 | W |
| Fort Knox | 9-6 | W |
| Marshall | 19-18 | W |
| Centre | 16-6 | W |
| Fort Knox | 10-3 | W |
| Cincinnati | 9-5 | W |
| Evansville | 9-8 | W |
| Centre | 4-2 | W |
| Xavier | 2-10 | L |
| Morehead State | 6-8 | L |
| Louisville | 5-2 | W |
| Western Kentucky | 10-4 | W |
| Murray State | 6-3 | W |
| Evansville | 4-8 | L |
| Morehead State | 15-8 | W |
| Western Kentucky | 7-5 | W |
| Louisville | 6-9 | L |
| Xavier | 5-6 | L |

1951 (Charles "Turkey" Hughes)

Record: 10-10

| | | |
|-------------------|-------|---|
| Berea | 2-6 | L |
| Northern Illinois | 7-3 | W |
| Northern Illinois | 3-12 | L |
| Centre | 15-3 | W |
| Evansville | 7-8 | L |
| Murray State | 3-7 | L |
| Evansville | 4-2 | W |
| Morehead State | 12-7 | W |
| Western Kentucky | 2-3 | L |
| Morehead State | 23-13 | W |
| Xavier | 15-20 | L |
| Centre | 9-10 | L |
| Xavier | 0-2 | L |
| Tennessee Tech | 6-11 | L |
| Tennessee Tech | 12-4 | W |
| Marshall | 5-4 | W |
| Louisville | 11-8 | W |
| Fort Knox | 9-6 | W |
| Louisville | 7-8 | L |
| Marshall | 4-2 | W |

1953 (Charles "Turkey" Hughes)

Record: 9-8

| | | |
|----------------|-------|---|
| Albion | 10-16 | L |
| Transylvania | 10-3 | W |
| Berea | 9-5 | W |
| Wayne | 3-2 | W |
| Kentucky | 11-10 | W |
| Transylvania | 17-0 | W |
| Berea | 10-12 | L |
| Xavier | 3-23 | L |
| Tennessee Tech | 7-9 | L |
| Morehead State | 2-1 | W |
| Louisville | 6-10 | L |
| Xavier | 4-5 | L |
| Tennessee Tech | 10-5 | W |
| Centre | 5-6 | L |
| Louisville | 4-5 | L |
| Kentucky | 5-4 | W |
| Centre | 10-12 | L |

1955 (Charles "Turkey" Hughes)

Record: 6-6

| | | |
|----------------|------|---|
| Berea | 8-3 | W |
| Kentucky | 4-5 | L |
| Transylvania | 12-0 | W |
| Xavier | 4-7 | L |
| Tennessee Tech | 5-11 | L |
| Transylvania | 7-11 | L |
| Morehead State | 4-12 | L |
| Morehead State | 4-2 | W |
| Xavier | 7-3 | W |
| Cincinnati | 2-7 | L |
| Tennessee Tech | 6-5 | W |
| Berea | 7-6 | W |
| Louisville | 4-5 | L |

1958 (Charles "Turkey" Hughes)

Record: 12-7

| | | |
|------------------|----------|------|
| Hillsdale | 4-6, 1-7 | L, L |
| Lincoln Memorial | 1-5 | L |

| | | |
|------------------|----------|------|
| Maryville, Tenn. | 2-3, 4-6 | L, L |
| Kentucky | 12-0 | W |
| Tennessee Tech | 14-8 | W |
| Transylvania | 20-6 | W |
| Middle Tennessee | 11-9 | W |
| Morehead State | 4-11 | L |
| East Tennessee | 17-4 | W |
| Transylvania | 7-5 | W |
| Kentucky | 10-5 | W |
| Tennessee Tech | 6-5 | W |
| Louisville | 4-3 | W |
| Morehead State | 9-8 | W |
| Western Kentucky | 3-4 | L |
| Murray State | 0-10 | L |
| Louisville | 13-7 | W |

1960 (Charles "Turkey" Hughes)

Record: 11-6-2

OVC Regular Season Champs

| | | |
|--------------------|------|---|
| Kentucky | 5-7 | L |
| Hillsdale | 6-3 | W |
| Hillsdale | 11-9 | W |
| Western Kentucky | 2-2 | T |
| Murray State | 7-9 | L |
| Carson-Newman | 2-4 | L |
| East Tennessee | 6-6 | T |
| East Tennessee | 6-2 | W |
| Lincoln Memorial | 7-3 | W |
| Georgetown College | 1-0 | W |
| Union | 10-8 | W |
| East Tennessee | 8-5 | W |
| Kentucky | 2-7 | L |
| Middle Tennessee | 5-4 | W |
| Morehead State | 2-5 | L |
| Tennessee Tech | 8-1 | W |
| Tennessee Tech | 3-2 | W |
| Morehead State | 7-0 | W |
| Louisville | 0-4 | L |
| Berea (Rain) | | |



The 1920 Eastern State Normal School's baseball team featured future MLB Hall of Fame and Murderer's Row member Earle Combs (middle row, third from left)

1962 (Charles "Turkey" Hughes)
Record: 11-9
OVC Reg. Season and Tournament Champs

| | | |
|------------------|-----------|------|
| Kentucky | 3-6 | L |
| Cumberlands | 9-5 | W |
| Cincinnati | 2-13 | L |
| Kentucky | 4-9 | L |
| Wittenburg | 8-11 | L |
| Morehead State | 13-8, 1-8 | W, L |
| Toledo | 2-14 | L |
| East Tennessee | 6-0, 2-3 | W, L |
| Centre | 8-2 | W |
| Cumberlands | 12-2 | W |
| East Tennessee | 5-4 | W |
| Western Kentucky | 7-3 | W |
| Centre | 6-5 | W |
| Morehead State | 7-9, 3-5 | L, L |
| East Tennessee | 14-4 | W |
| Division Playoff | | |
| Middle Tennessee | 3-1, 8-4 | W, W |

1963 (Charles "Turkey" Hughes)
Record: 11-12

| | | |
|----------------|------------|------|
| Kentucky | 1-6 | L |
| Xavier | 4-2 | W |
| Toledo | 18-2 | W |
| Cincinnati | 10-11 | L |
| Carson-Newman | 1-2 | L |
| East Tennessee | 2-0, 8-5 | W, W |
| Davidson | 6-7 | L |
| Erskine | 0-4 | L |
| Presbyterian | 1-3 | L |
| Wofford | 8-1 | W |
| Morehead State | 8-14, 0-14 | L, L |
| Centre | 12-0 | W |
| Tennessee Tech | 5-4, 4-5 | W, L |
| East Tennessee | 2-4, 6-2 | L, W |
| Centre | 20-5 | W |
| Morehead State | 2-0, 7-9 | W, L |
| Tennessee Tech | 4-3, 5-6 | W, L |

1964 (Charles "Turkey" Hughes)
Record: 6-14
OVC Regular Season Champs

| | | |
|----------------|-----------|------|
| Cincinnati | 1-8 | L |
| Bowling Green | 2-8 | L |
| Erskine | 8-11, 2-0 | L, W |
| Carson-Newman | 3-4 | L |
| East Tennessee | 7-8, 11-5 | L, W |
| Kentucky | 1-8 | L |
| Morehead State | 7-9, 8-9 | L, L |
| Centre | 1-2 | L |
| Xavier | 7-6 | L |
| Kentucky | 1-6 | L |
| Tennessee Tech | 4-9 | L |
| Morehead State | 2-3, 3-6 | L, L |
| East Tennessee | 1-5, 5-2 | L, W |
| Tennessee Tech | 2-1, 11-7 | W, W |

1965 (Charles "Turkey" Hughes)
Record: 15-15
OVC Regular Season Champs

| | | |
|------------------|-------------|------|
| Xavier | 5-6 | L |
| Kentucky | 4-11 | L |
| Berea | 2-0, 2-1 | W, W |
| Lincoln Memorial | 10-0 | W |
| Georgia Southern | 3-6, 0-17 | L, L |
| Georgia Southern | 1-7 | L |
| Carson-Newman | 3-6 | L |
| East Tennessee | 1-2, 9-1 | L, W |
| Kentucky | 12-13 | L |
| Cincinnati | 12-11, 4-10 | W, L |
| Morehead State | 2-1, 9-3 | W, W |
| Xavier | 10-7 | W |
| Tennessee Tech | 0-7, 4-2 | L, W |
| Cumberland | 11-5, 3-4 | W, L |
| East Tennessee | 8-7, 6-5 | W, W |
| Centre | 1-2 | L |
| Morehead State | 4-5, 4-0 | L, W |
| Tennessee Tech | 3-4, 9-1 | L, W |
| OVC Playoffs | | |

| | | |
|--------------|----------|------|
| Murray State | 5-3, 2-3 | W, L |
| Murray State | 3-7 | L |

1966 (Charles "Turkey" Hughes)
Record: 17-10
OVC Reg. Season and Tournament Champs

| | | |
|------------------|------|---|
| Kentucky | 13-6 | W |
| Berea College | 21-4 | W |
| Denison | 17-3 | W |
| Kentucky | 6-5 | W |
| Transylvania | 11-2 | W |
| Carson-Newman | 9-10 | L |
| Georgia Southern | 6-15 | L |
| Georgia | 0-3 | L |
| Carson-Newman | 0-5 | L |
| Erskine College | 0-5 | L |
| East Tennessee | 7-0 | W |
| East Tennessee | 12-1 | W |
| Tennessee Tech | 2-1 | W |
| Tennessee Tech | 11-8 | W |
| Morehead State | 2-8 | L |
| Morehead State | 2-3 | L |
| Xavier | 2-5 | L |
| Centre College | 8-7 | W |
| Morehead State | 2-1 | W |
| Morehead State | 4-2 | W |
| Tennessee Tech | 5-1 | W |
| Tennessee Tech | 5-0 | W |
| East Tennessee | 5-4 | W |
| East Tennessee | 1-3 | L |
| OVC Tournament | | |
| Murray State | 10-8 | W |
| Murray State | 1-7 | L |
| Murray State | 3-2 | W |

1967 (Charles "Turkey" Hughes)
Record: 19-10
OVC Reg. Season and Tournament Champs

| | | |
|-------------------|------|---|
| Hillsdale College | 14-4 | W |
| Transylvania | 19-1 | W |
| Cumberlands | 5-6 | L |
| Cumberlands | 6-4 | W |
| Lincoln Memorial | 9-0 | W |
| Georgia Southern | 7-3 | W |
| Georgia Southern | 3-6 | L |
| Georgia Southern | 11-6 | W |
| Carson-Newman | 5-3 | L |
| Milligan College | 10-5 | W |
| East Tennessee | 5-1 | W |
| East Tennessee | 5-6 | L |
| Morehead State | 3-0 | W |
| Morehead State | 1-2 | L |
| Kentucky | 0-5 | L |
| Xavier | 2-6 | L |
| Xavier | 5-7 | L |
| Transylvania | 6-5 | W |
| Morehead State | 6-0 | W |
| Morehead State | 3-4 | L |
| Tennessee Tech | 9-7 | W |
| Cincinnati | 3-0 | W |
| Cincinnati | 8-9 | L |
| East Tennessee | 7-5 | W |
| East Tennessee | 2-17 | L |

| | | |
|----------------|-----|---|
| Tennessee Tech | 4-1 | W |
| Tennessee Tech | 3-1 | W |
| OVC Tournament | | |
| Murray State | 5-3 | W |
| Murray State | 6-0 | W |

1968 (Charles "Turkey" Hughes)
Record: 11-8

| | | |
|-------------------|-------|---|
| Wittenburg | 3-7 | L |
| Transylvania | 12-3 | W |
| Kentucky | 14-4 | W |
| Malone College | 16-4 | W |
| Centre | 11-2 | W |
| North Carolina | 3-4 | L |
| Georgia Southern | 4-2 | W |
| Georgia Southern | 2-8 | L |
| Erskine College | 4-3 | W |
| Maryville College | 15-3 | W |
| Tennessee Tech | 6-5 | W |
| Morehead State | 0-1 | L |
| Lincoln Memorial | 7-19 | L |
| Morehead State | 3-12 | L |
| Morehead State | 8-6 | W |
| Xavier | 4-6 | L |
| East Tennessee | 3-1 | W |
| East Tennessee | 12-10 | W |
| Morehead State | 2-3 | L |

1969 (Charles "Turkey" Hughes)
Record: 13-9


| | | |
|--------------------|-------|---|
| Transylvania | 6-4 | W |
| Berea | 4-2 | W |
| East Tennessee | 1-4 | L |
| East Tennessee | 1-4 | L |
| Georgia Southern | 6-5 | W |
| Georgia Southern | 6-4 | W |
| Georgia Southern | 1-2 | L |
| Erskine College | 4-3 | W |
| Georgetown College | 2-0 | W |
| Tennessee Tech | 4-2 | W |
| Tennessee Tech | 6-3 | W |
| East Tennessee | 7-4 | W |
| East Tennessee | 5-4 | W |
| Morehead State | 0-3 | L |
| Morehead State | 1-4 | L |
| Berea | 23-4 | W |
| Tennessee Tech | 2-4 | L |
| Tennessee Tech | 0-4 | L |
| Centre | 17-10 | W |
| Morehead State | 4-2 | W |
| Morehead State | 2-6 | L |
| Transylvania | 2-3 | L |

1970 (Charles "Turkey" Hughes)
Record: 17-11

| | | |
|---------------------|------|---|
| Wittenburg | 2-6 | L |
| Flint Comm. College | 3-2 | W |
| Flint Comm. College | 13-0 | W |
| Flint Comm. College | 6-2 | W |
| Lincoln Memorial | 9-7 | W |
| Georgia Southern | 1-6 | L |
| Georgia Southern | 3-4 | L |
| Georgia Southern | 2-9 | L |



The 1967 EKU baseball team defeated Murray State twice to win the OVC Tournament



The 1975 EKU baseball team understood good facial hair and was the only squad to win an OVC Championship under head coach Jack Hissom

| | | |
|--------------------|-------|---|
| Georgia Southern | 1-4 | L |
| Erskine College | 7-4 | W |
| Carson-Newman | 13-12 | W |
| East Tennessee | 11-2 | W |
| East Tennessee | 6-3 | W |
| Louisville | 7-6 | W |
| Georgetown College | 6-0 | W |
| Louisville | 12-0 | W |
| East Tennessee | 2-0 | W |
| East Tennessee | 9-0 | W |
| Xavier | 7-9 | L |
| Morehead State | 15-19 | L |
| Morehead State | 5-3 | W |
| Morehead State | 7-6 | W |
| Morehead State | 8-10 | L |
| Tennessee Tech | 8-7 | W |
| Tennessee Tech | 3-6 | L |
| Transylvania | 18-2 | W |
| Tennessee Tech | 2-6 | L |
| Tennessee Tech | 0-3 | L |

1971 (Charles "Turkey" Hughes)

| | | |
|------------------|-------|---|
| Record: | 13-11 | |
| Ohio Northern | 11-0 | W |
| Ohio Northern | 4-3 | W |
| Louisville | 11-7 | W |
| Tennessee Tech | 0-7 | L |
| Tennessee Tech | 4-2 | W |
| Morehead State | 4-12 | L |
| Morehead State | 4-10 | L |
| Western Kentucky | 3-6 | L |
| Western Kentucky | 6-3 | W |
| Morehead State | 7-8 | L |
| Morehead State | 3-8 | L |
| Morehead State | 7-3 | W |
| Morehead State | 3-4 | L |
| Genesee College | 5-7 | L |
| Genesee College | 10-8 | W |
| Tennessee Tech | 5-6 | L |
| Tennessee Tech | 5-12 | L |
| East Tennessee | 6-7 | W |

| | | |
|--------------------|------|---|
| East Tennessee | 1-0 | W |
| East Tennessee | 4-1 | W |
| Georgetown College | 12-4 | W |
| Louisville | 11-7 | W |
| Western Kentucky | 4-3 | W |
| East Tennessee | 12-4 | W |

1972 (Jack Hissom)

| | | |
|-------------------|-------|---|
| Record: | 20-12 | |
| Jacksonville | 4-5 | L |
| Jacksonville | 3-11 | L |
| Valdosta | 2-3 | L |
| Oglethorpe | 4-2 | W |
| Oglethorpe | 6-12 | L |
| Tennessee | 0-9 | L |
| Wittenburg | 4-0 | W |
| Louisville | 7-3 | W |
| Berea | 11-7 | W |
| Berea | 9-0 | W |
| Genesee College | 13-7 | W |
| Genesee College | 2-1 | W |
| Eastern Michigan | 2-3 | L |
| Eastern Michigan | 5-4 | W |
| Genesee College | 16-11 | W |
| Genesee College | 5-4 | W |
| Cumberlands | 0-2 | L |
| Cumberlands | 5-0 | W |
| Morehead State | 6-4 | W |
| Morehead State | 4-14 | L |
| Cincinnati | 6-3 | W |
| Morehead State | 3-2 | W |
| Morehead State | 2-3 | L |
| Kentucky Wesleyan | 1-0 | W |
| Kentucky Wesleyan | 7-3 | W |
| Western Kentucky | 5-4 | W |
| Western Kentucky | 1-0 | W |
| East Tennessee | 6-10 | L |
| East Tennessee | 1-5 | L |
| East Tennessee | 5-6 | L |
| Northern Kentucky | 6-5 | W |
| Northern Kentucky | 5-1 | W |

1973 (Jack Hissom)

| | | |
|--------------------|-------|---|
| Record: | 24-26 | |
| Cumberlands | 8-2 | W |
| Cumberlands | 5-1 | W |
| Kentucky State | 4-1 | W |
| Kentucky State | 0-1 | L |
| Western Kentucky | 5-4 | W |
| Western Kentucky | 0-7 | L |
| Western Kentucky | 2-3 | L |
| Western Kentucky | 1-0 | W |
| Kentucky State | 17-5 | W |
| Tennessee Tech | 0-3 | L |
| Tennessee Tech | 3-4 | L |
| Cumberlands | 6-3 | W |
| Cumberlands | 3-4 | L |
| East Tennessee | 0-1 | L |
| East Tennessee | 1-2 | L |
| Morehead State | 2-7 | L |
| Morehead State | 3-0 | W |
| Berea | 5-1 | W |
| Louisville | 2-3 | L |
| Cumberlands | 5-8 | L |
| Cumberlands | 3-1 | W |
| Ohio State | 1-2 | L |
| Ohio State | 5-2 | W |
| Ohio State | 2-5 | L |
| Ohio State | 0-9 | L |
| Berea | 6-7 | L |
| Berea | 2-0 | W |
| Campbellsville | 11-0 | W |
| Campbellsville | 13-3 | W |
| East Tennessee | 4-2 | W |
| Kentucky State | 10-2 | W |
| Kentucky State | 3-0 | W |
| Morehead State | 5-4 | W |
| Morehead State | 1-11 | L |
| Kentucky State | 3-4 | L |
| Ball State | 1-5 | L |
| Ball State | 2-1 | W |
| Tennessee Tech | 2-4 | L |
| Tennessee Tech | 3-9 | L |
| Kentucky State | 7-2 | W |
| Georgetown College | 16-2 | W |
| Georgetown College | 8-2 | W |
| Georgetown College | 8-0 | W |
| Kentucky State | 2-4 | L |
| Cumberlands | 8-13 | L |
| Cumberlands | 3-0 | W |
| Northern Kentucky | 10-0 | W |
| Northern Kentucky | 0-2 | L |
| Eastern Michigan | 7-11 | L |
| Eastern Michigan | 3-12 | L |

1974 (Jack Hissom)

| | | |
|-------------------|---------|---|
| Record: | 11-11-2 | |
| Kentucky State | 1-3 | L |
| Kentucky State | 7-4 | W |
| Cumberlands | 5-7 | L |
| Western Kentucky | 1-8 | L |
| Western Kentucky | 1-1 | T |
| Kentucky State | 0-8 | L |
| Northern Kentucky | 7-0 | W |
| Northern Kentucky | 8-5 | W |

| | | |
|------------------|-------|---|
| Marshall | 2-4 | L |
| Marshall | 6-4 | W |
| Dayton | 5-4 | W |
| Dayton | 12-12 | T |
| Western Kentucky | 1-8 | L |
| Western Kentucky | 2-5 | L |
| Berea | 4-1 | W |
| Berea | 15-1 | W |
| Tennessee Tech | 6-2 | W |
| Tennessee Tech | 5-4 | W |
| Marshall | 2-4 | L |
| Marshall | 2-3 | L |
| East Tennessee | 8-2 | W |
| East Tennessee | 12-8 | W |
| Morehead State | 4-8 | L |
| Morehead State | 0-1 | L |

1975 (Jack Hissom)

| | | |
|---------------------------|-------|---|
| Record: | 12-14 | |
| OVC Regular Season Champs | | |
| Cumberlands | 4-6 | L |
| Cumberlands | 9-4 | W |
| Western Kentucky | 5-4 | W |
| Western Kentucky | 11-10 | W |
| Adrian | 4-3 | W |
| Berea | 9-5 | W |
| Berea | 8-3 | W |
| East Tennessee | 6-3 | W |
| East Tennessee | 2-3 | L |
| Kentucky | 1-6 | L |
| Kentucky State | 8-10 | L |
| Morehead State | 1-11 | L |
| Morehead State | 6-12 | L |
| Ohio State | 5-4 | W |
| Ohio State | 1-12 | L |
| Northern Kentucky | 9-12 | L |
| Northern Kentucky | 10-5 | W |
| Tennessee Tech | 3-5 | L |
| Tennessee Tech | 10-9 | W |
| Marshall | 4-7 | L |
| Marshall | 3-12 | L |
| Morehead State | 8-7 | W |
| Cincinnati | 2-3 | L |
| Murray State | 6-5 | W |
| Murray State | 2-21 | L |
| Murray State | 8-11 | L |

1976 (Jack Hissom)

| | | |
|----------------|---------|---|
| Record: | 12-12-1 | |
| Campbellsville | 10-3 | W |
| Campbellsville | 11-3 | W |
| Campbellsville | 12-2 | W |
| Campbellsville | 11-1 | W |
| Cumberlands | 9-3 | W |
| Cumberlands | 7-3 | W |
| Centre | 16-11 | W |
| Centre | 11-0 | W |
| Tennessee Tech | 14-16 | L |
| Tennessee Tech | 1-1 | T |
| Kentucky | 0-7 | L |
| East Tennessee | 9-15 | L |
| East Tennessee | 9-4 | W |
| Morehead State | 4-5 | L |




The 1984 Colonels won 27 of 33 down the stretch to provide EKU Athletics Hall of Fame head coach Jim Ward with his first OVC Tournament Championship

| | | |
|--------------------|-------|---|
| Morehead State | 8-9 | L |
| Tennessee Tech | 10-14 | L |
| Tennessee Tech | 11-21 | L |
| Morehead State | 2-14 | L |
| Morehead State | 7-2 | W |
| East Tennessee | 3-0 | W |
| East Tennessee | 2-8 | L |
| Kentucky State | 8-12 | L |
| Kentucky State | 2-9 | L |
| Northern Kentucky | 4-2 | W |
| Northern Kentucky | 4-13 | L |
| 1977 (Jack Hissom) | | |
| Record: 10-19 | | |
| Cumberlands | 7-9 | L |
| Cumberlands | 4-11 | L |
| Centre | 5-2 | W |
| Centre | 1-2 | L |
| Campbellsville | 8-5 | W |
| Campbellsville | 10-4 | W |
| Tennessee Tech | 2-3 | L |
| Tennessee Tech | 5-9 | L |
| Cumberlands | 5-6 | L |
| Cumberlands | 11-4 | W |
| Berea | 5-2 | W |
| Berea | 14-2 | W |
| East Tennessee | 6-3 | W |
| East Tennessee | 5-6 | L |
| Morehead State | 4-10 | L |
| Morehead State | 4-22 | L |
| Tennessee Tech | 3-6 | L |
| Tennessee Tech | 4-2 | W |
| Morehead State | 6-28 | L |
| Morehead State | 4-10 | L |
| East Tennessee | 3-7 | L |
| East Tennessee | 7-5 | W |
| Kentucky State | 3-6 | L |
| Kentucky State | 5-4 | W |
| Kentucky | 7-23 | L |
| Western Kentucky | 3-4 | L |
| Western Kentucky | 3-9 | L |

| | | |
|---------------------------|-------|-----|
| Northern Kentucky | 3-15 | L |
| Northern Kentucky | 12-14 | L |
| 1978 (Jack Hissom) | | |
| Record: 11-15-1 | | |
| Campbellsville | 6-3 | W |
| Campbellsville | 5-6 | L |
| Cumberlands | 8-5 | L |
| Cumberlands | 4-3 | W |
| Northern Kentucky | 5-16 | L |
| Northern Kentucky | 10-10 | T |
| Berea | 24-9 | W |
| Berea | 10-6 | W |
| East Tennessee | 3-15 | L |
| East Tennessee | 7-22 | L |
| Berea | 3-4 | L |
| Berea | 11-1 | W |
| Morehead State | 9-10 | L |
| Morehead State | 4-2 | W |
| Tennessee Tech | 6-7 | L |
| Tennessee Tech | 1-12 | L |
| Morehead State | 3-18 | L |
| Morehead State | 3-10 | L |
| East Tennessee | 0-5 | L |
| East Tennessee | 7-6 | W |
| Centre | 14-13 | W |
| Centre | 11-1 | W |
| Kentucky | 11-30 | L |
| Louisville | 5-4 | W |
| Louisville | 5-13 | L |
| Cincinnati | 4-5 | L |
| Cincinnati | 4-6 | L |
| 1979 (Jack Hissom) | | |
| Record: 11-19 (6-11 OVC) | | |
| 3/19 BERA | W | 8-5 |
| 3/19 BERA | W | 3-2 |
| 3/20 at Northern Kentucky | L | 0-1 |
| 3/20 at Northern Kentucky | L | 3-4 |
| 3/21 CUMBERLANDS | W | 4-2 |
| 3/21 CUMBERLANDS | L | 4-6 |

| | | | | | |
|--------------------------|------|-------|---------------------------|-------|---|
| 3/29 at Centre | L | 8-9 | Delaware | 21-6 | W |
| 3/29 at Centre | W | 7-6 | Delaware | 3-9 | L |
| 4/7 at Western Kentucky* | L | 0-3 | Xavier | 15-2 | W |
| 4/7 at Western Kentucky* | W | 4-3 | Xavier | 3-2 | W |
| 4/8 at Middle Tennessee* | L | 4-14 | Cincinnati | 17-1 | W |
| 4/10 at Cumberlands | L | 4-6 | Cincinnati | 14-2 | W |
| 4/10 at Cumberlands | W | 8-2 | Eastern Michigan | 13-11 | W |
| 4/11 at Tennessee Tech* | L | 6-7 | Eastern Michigan | 4-9 | L |
| 4/11 at Tennessee Tech* | W | 12-2 | Eastern Michigan | 12-5 | W |
| 4/14 MURRAY STATE* | L | 1-21 | Eastern Michigan | 5-4 | W |
| 4/14 MURRAY STATE* | L | 9-11 | Bellarmine | 7-8 | L |
| 4/15 AUSTIN PEAY* | L | 6-11 | Bellarmine | 14-12 | W |
| 4/15 AUSTIN PEAY* | W | 11-10 | Marshall | 4-3 | W |
| 4/21 TENNESSEE TECH* | W | 13-4 | Marshall | 12-5 | W |
| 4/21 TENNESSEE TECH* | W | 12-11 | Louisville | 5-4 | W |
| 4/22 WESTERN KENTUCKY* | L | 6-16 | Louisville | 6-3 | W |
| 4/22 WESTERN KENTUCKY* | L | 1-12 | Akron | 10-1 | W |
| Dayton | L | 1-2 | Akron | 10-6 | W |
| Dayton | L | 5-8 | Western Kentucky | 1-3 | L |
| 4/28 at Morehead State* | W | 11-7 | Western Kentucky | 6-18 | L |
| 4/28 at Morehead State* | L | 4-14 | Kentucky | 7-9 | L |
| 4/29 MIDDLE TENNESSEE* | L | 3-8 | Georgetown College | 6-5 | W |
| 4/29 MIDDLE TENNESSEE* | L | 1-7 | Georgetown College | 3-1 | W |
| 4/30 KENTUCKY | L | 6-11 | Morehead State | 3-10 | L |
| 1980 (Jim Ward) | | | | | |
| Record: 11-20 | | | | | |
| Erskine | 5-6 | L | Middle Tennessee | 6-9 | L |
| Furman | 3-6 | L | Western Kentucky | 11-8 | W |
| Louisville | 2-3 | L | Austin Peay | 6-4 | W |
| Louisville | 10-7 | W | Middle Tennessee | 5-12 | L |
| Kentucky | 3-4 | L | 1982 (Jim Ward) | | |
| Cincinnati | 2-13 | L | Record: 3-12 | | |
| Cincinnati | 2-3 | L | OVC Regular Season Champs | | |
| Kentucky | 2-16 | L | UT- Chattanooga | 10-0 | W |
| Morehead State | 7-6 | W | Valdosta | 0-1 | L |
| Morehead State | 5-6 | L | Valdosta | 4-15 | L |
| Western Kentucky | 1-4 | L | Army | 7-5 | W |
| Western Kentucky | 0-20 | L | Pittsburgh | 11-2 | W |
| Middle Tennessee | 8-5 | W | Rollins | 6-2 | W |
| Middle Tennessee | 1-5 | L | Army | 11-7 | W |
| Tennessee Tech | 3-1 | W | Bethune Cookman | 6-5 | W |
| Tennessee Tech | 7-6 | W | Pittsburgh | 7-1 | W |
| Kentucky | 8-7 | W | Rollins | 3-4 | L |
| Northern Kentucky | 4-6 | L | South Carolina | 3-11 | L |
| Northern Kentucky | 12-7 | W | Bellarmine | 13-4 | W |
| Tennessee Tech | 7-6 | W | Bellarmine | 13-1 | W |
| Tennessee Tech | 7-10 | L | Cincinnati | 22-2 | W |
| Western Kentucky | 5-6 | L | Cincinnati | 18-2 | W |
| Western Kentucky | 8-12 | L | Louisville | 6-3 | W |
| Centre | 9-5 | W | Louisville | 3-1 | W |
| Centre | 16-3 | W | Tennessee | 3-5 | L |
| Louisville | 10-6 | W | Kentucky | 10-1 | W |
| Louisville | 4-11 | L | Akron | 15-1 | W |
| Morehead State | 5-6 | L | Akron | 3-2 | W |
| Morehead State | 3-4 | L | Northern Kentucky | 7-0 | W |
| Middle Tennessee | 0-4 | L | Louisville | 0-1 | L |
| Kentucky | 6-14 | L | Louisville | 6-9 | L |
| 1981 (Jim Ward) | | | | | |
| Record: 21-10 | | | | | |
| North Carolina | 3-6 | L | Morehead State | 4-3 | W |
| James Madison | 9-8 | W | Morehead State | 6-4 | W |
| 1982 (Jim Ward) | | | | | |
| Record: 21-10 | | | | | |
| North Carolina | 3-6 | L | Morehead State | 8-3 | W |
| James Madison | 9-8 | W | Morehead State | 9-6 | W |
| 1983 (Jim Ward) | | | | | |
| Record: 21-10 | | | | | |
| North Carolina | 3-6 | L | Kentucky | 6-14 | L |
| James Madison | 9-8 | W | Akron | 1-2 | L |

| | | | | | | | | | | | |
|---------------------------------------|-------|---|-----------------------|-------|---|--------------------|-------|---|---------------------------------------|-------|---|
| Akron | 5-1 | W | UNC-Wilmington | 2-3 | L | East Carolina | 2-9 | L | Morehead State | 22-11 | W |
| Baldwin-Wallace | 10-2 | W | NC-Wesleyan | 1-3 | L | East Carolina | 7-9 | L | Austin Peay | 15-2 | W |
| Marshall | 11-8 | W | NC-Wesleyan | 6-12 | L | UNC-Ashville | 13-4 | W | Murray State | 11-7 | W |
| Marshall | 6-2 | W | Campbell College | 6-12 | L | UNC-Ashville | 11-5 | W | Murray State | 19-18 | W |
| Kentucky | 8-7 | W | Cincinnati | 10-11 | L | Marshall | 7-3 | W | NCAA Regional | | |
| Cincinnati | 6-3 | W | Cincinnati | 4-1 | W | Marshall | 10-5 | W | Arkansas | 13-20 | L |
| Cincinnati | 5-3 | W | Western Kentucky | 8-5 | W | Evansville | 6-2 | W | Central Michigan | 10-7 | W |
| Dayton | 7-1 | W | Western Kentucky | 8-4 | W | Evansville | 4-5 | L | Georgia Tech | 13-14 | L |
| Dayton | 8-1 | W | Xavier | 2-3 | L | Cincinnati | 6-8 | L | | | |
| Kentucky | 4-21 | L | Xavier | 5-4 | W | Cincinnati | 4-10 | L | 1986 (Jim Ward) | | |
| OVC Tournament | | | Kentucky | 15-2 | W | Louisville | 12-5 | W | Record: 33-23 (Missing 10 games) | | |
| Middle Tennessee | 1-2 | L | Youngstown State | 16-5 | W | Louisville | 16-11 | W | OVC Reg. Season and Tournament Champs | | |
| Western Kentucky | 3-6 | L | Youngstown State | 11-9 | W | Austin Peay | 8-12 | L | Western Carolina | 6-4 | W |
| | | | Youngstown State | 4-1 | W | Akron | 8-5 | W | Western Carolina | 7-9 | L |
| 1983 (Jim Ward) | | | Morehead State | 5-2 | W | Akron | 7-2 | W | Western Carolina | 3-5 | L |
| Record: 21-12-1 | | | Morehead State | 0-8 | L | Akron | 6-5 | W | Western Carolina | 5-12 | L |
| Maryland | 6-11 | L | Cumberlands | 22-7 | W | Morehead State | 8-6 | W | Evansville | 5-2 | W |
| Evansville | 3-7 | L | Akron | 6-4 | W | Youngstown State | 14-3 | W | Evansville | 12-3 | W |
| Evansville | 13-13 | T | Akron | 6-12 | L | Youngstown State | 9-4 | W | Bellarmine | 7-0 | W |
| West Virginia | 5-4 | W | Akron | 6-5 | W | Youngstown State | 17-6 | W | Bellarmine | 18-8 | W |
| Georgia State | 17-10 | W | Morehead State | 7-9 | L | Morehead State | 5-7 | L | Kentucky | 4-5 | L |
| Georgia State | 7-1 | W | Otterbein | 8-2 | W | Morehead State | 2-6 | L | Ball State | 15-6 | W |
| Cincinnati | 4-0 | W | Youngstown State | 8-2 | W | Morehead State | 6-14 | L | Ball State | 4-3 | W |
| Cincinnati | 6-2 | W | Youngstown State | 8-2 | W | Dayton | 17-4 | W | Austin Peay | 1-7 | L |
| Carson Newman | 19-13 | W | Youngstown State | 4-1 | W | Dayton | 9-3 | W | Austin Peay | 9-2 | W |
| Western Carolina | 8-9 | W | Morehead State | 5-2 | W | Akron | 3-2 | W | Morehead State | 9-7 | W |
| Louisville | 3-2 | W | Morehead State | 13-2 | W | Akron | 2-1 | W | Ball State | 10-9 | W |
| Louisville | 11-3 | W | Akron | 8-3 | W | Akron | 15-3 | W | Marshall | 2-1 | W |
| Middle Tennessee | 17-7 | W | Akron | 3-10 | L | Morehead State | 11-4 | W | Marshall | 9-10 | L |
| Bellarmine | 12-1 | W | Akron | 6-2 | W | Morehead State | 9-16 | L | Youngstown State | 2-3 | L |
| Youngstown State | 12-2 | W | Cincinnati | 5-2 | W | Georgetown College | 11-9 | W | Youngstown State | 8-1 | W |
| Youngstown State | 7-9 | L | Cincinnati | 8-3 | W | Georgetown College | 10-9 | W | Youngstown State | 2-1 | W |
| Akron | 7-2 | W | Western Kentucky | 4-1 | W | Youngstown State | 3-8 | L | Akron | 6-10 | L |
| Akron | 4-0 | W | Western Kentucky | 7-4 | W | Youngstown State | 6-4 | W | Akron | 14-2 | W |
| Louisville | 2-8 | L | OVC Tournament | | | Youngstown State | 23-3 | W | Akron | 9-8 | W |
| Louisville | 5-3 | W | Murray State | 4-2 | W | UNC-Ashville | 6-3 | W | Louisville | 24-17 | W |
| Morehead State | 3-6 | L | Morehead State | 8-3 | W | UNC-Ashville | 6-3 | W | Morehead State | 4-5 | L |
| Western Carolina | 3-5 | L | Murray State | 5-6 | L | Xavier | 3-4 | L | Morehead State | 15-11 | W |
| Morehead State | 10-7 | W | Murray State | 9-4 | W | Xavier | 9-4 | W | Youngstown State | 6-3 | W |
| Kentucky | 6-20 | L | NCAA Regional | | | OVC Tournament | | | Youngstown State | 17-1 | W |
| Tennessee | 0-12 | L | North Carolina | 2-4 | L | Murray State | 10-11 | L | | | |
| Cincinnati | 3-6 | L | Appalachian State | 9-8 | W | | | | | | |
| Cincinnati | 6-2 | W | Mississippi State | 8-13 | L | | | | | | |
| Youngstown State | 2-4 | L | | | | | | | | | |
| Youngstown State | 7-0 | W | 1985 (Jim Ward) | | | | | | | | |
| Akron | 11-9 | W | Record: 37-26 | | | | | | | | |
| Akron | 12-3 | W | OVC Tournament Champs | | | | | | | | |
| OVC Tournament | | | Western Carolina | 6-7 | L | | | | | | |
| Middle Tennessee | 6-3 | W | Western Carolina | 6-10 | L | | | | | | |
| Morehead State | 4-6 | L | Western Carolina | 9-3 | W | | | | | | |
| Murray State | 10-14 | L | Western Carolina | 2-0 | W | | | | | | |
| | | | Bellarmine | 2-3 | L | | | | | | |
| 1984 (Jim Ward) | | | Bellarmine | 0-1 | L | | | | | | |
| Record: 31-18 | | | Kentucky | 16-17 | L | | | | | | |
| OVC Reg. Season and Tournament Champs | | | Western Michigan | 9-14 | L | | | | | | |
| East Tennessee | 1-9 | L | Wingate | 7-5 | W | | | | | | |
| East Tennessee | 4-3 | W | Wingate | 8-3 | W | | | | | | |
| Western Carolina | 2-3 | L | UNC-Wilmington | 2-3 | L | | | | | | |
| Evansville | 8-5 | W | UNC-Wilmington | 6-7 | L | | | | | | |
| Evansville | 7-13 | L | UNC-Wilmington | 6-13 | L | | | | | | |
| Connecticut | 0-4 | L | North Carolina State | 6-5 | W | | | | | | |
| Methodist | 4-6 | L | North Carolina State | 7-12 | L | | | | | | |
| UNC-Wilmington | 14-4 | W | Fairfield | 4-9 | L | | | | | | |




The 1987 EKU baseball team won one of seven Colonel OVC Championships in the 1980s

| | | | | | | | | | | | |
|---------------------------|-------|---|---------------------------------------|-------|---------------------------------------|------------------|-------|-------------------|----------------------|------|---|
| Massachusetts | 6-3 | W | Brown | 13-1 | W | Ohio State | 3-5 | L | Md-Baltimore County | 2-5 | L |
| Mercer | 1-0 | W | George Washington | 19-8 | W | Ohio State | 6-5 | W | William Paterson | 8-5 | W |
| Mercer | 17-6 | W | Marshall | 14-10 | W | Ohio State | 4-7 | L | William Paterson | 5-14 | L |
| Bellarmino | 6-13 | L | Campbellsville | 36-3 | W | Ohio State | 12-4 | W | Massachusetts | 6-3 | W |
| Bellarmino | 15-3 | W | Detroit | 8-5 | W | Bellarmino | 6-5 | W | Middle Tennessee | 11-6 | W |
| Indiana | 14-9 | W | Detroit | 4-2 | W | Bellarmino | 11-2 | W | Middle Tennessee | 8-7 | W |
| Massachusetts | 7-8 | L | Detroit | 6-10 | L | Hanover | 11-8 | W | Middle Tennessee | 4-9 | L |
| Shorter College | 10-13 | L | Detroit | 12-1 | W | Bradley | 7-8 | L | Kentucky | 8-8 | T |
| Kentucky | 8-6 | W | Kentucky | 9-19 | L | Bradley | 5-13 | L | Austin Peay | 5-0 | W |
| Murray State | 4-12 | L | Kentucky | 19-6 | W | Saint Xavier | 9-3 | W | Austin Peay | 8-4 | W |
| Akron | 6-1 | W | Wright State | 2-8 | L | Liberty | 5-6 | L | Austin Peay | 3-4 | L |
| Akron | 6-1 | W | Morehead State | 17-4 | W | Liberty | 6-5 | W | Miami (Ohio) | 7-3 | W |
| Akron | 4-5 | L | Morehead State | 5-4 | W | Central Florida | 7-9 | L | Xavier | 10-1 | W |
| OVC Tournament | | | Morehead State | 4-6 | L | Central Florida | 6-10 | L | Xavier | 8-1 | W |
| Middle Tennessee | 8-1 | W | Morehead State | 9-2 | W | Louisville | 16-5 | W | Wright State | 5-4 | W |
| Morehead State | 12-8 | W | Morehead State | 14-5 | W | Louisville | 6-11 | L | Tennessee State | 2-1 | W |
| Middle Tennessee | 11-13 | L | Xavier | 2-3 | L | Western Kentucky | 9-7 | W | Tennessee State | 8-3 | W |
| Middle Tennessee | 8-7 | W | Xavier | 9-4 | W | Western Kentucky | 2-9 | L | Wright State | 2-6 | L |
| NCAA Regional | | | Youngstown State | 15-6 | W | Detroit | 5-7 | L | Marshall | 2-4 | L |
| Oklahoma | 14-21 | L | Youngstown State | 10-3 | W | Detroit | 11-10 | W | Marshall | 8-3 | W |
| Tulane | 6-16 | L | Youngstown State | 11-7 | W | Detroit | 7-3 | W | Kentucky State | 5-2 | W |
| | | | Youngstown State | 7-5 | W | Marshall | 2-3 | L | Tennessee Tech | 8-0 | W |
| | | | Youngstown State | 10-1 | W | Marshall | 3-10 | L | Tennessee Tech | 7-2 | W |
| 1987 (Jim Ward) | | | Akron | 8-1 | W | Kentucky | 3-2 | W | Louisville | 11-5 | W |
| Record: 31-14-1 | | | Akron | 2-3 | L | Kentucky | 4-10 | L | East Tennessee | 11-6 | W |
| OVC Regular Season Champs | | | Akron | 5-3 | W | Morehead State | 5-3 | W | Louisville | 7-8 | L |
| Evansville | 2-3 | L | Akron | 5-14 | L | Morehead State | 6-2 | W | Murray State | 5-4 | W |
| Evansville | 7-8 | L | Wilmington | 7-6 | W | Morehead State | 11-7 | W | Murray State | 4-3 | W |
| Hanover | 4-5 | L | Louisville | 10-11 | L | Morehead State | 8-4 | W | Murray State | 10-5 | W |
| Bellarmino | 8-3 | W | Murray State | 4-3 | W | Morehead State | 10-2 | W | Cincinnati | 1-5 | L |
| Bellarmino | 3-3 | T | Tennessee | 1-5 | L | Xavier | 10-3 | W | Kentucky State | 15-1 | W |
| Western Carolina | 4-17 | L | | | Xavier | 9-4 | W | Morehead State | 12-1 | W | |
| Western Carolina | 2-11 | L | 1988 (Jim Ward) | | Miami (Ohio) | 6-5 | W | Morehead State | 12-6 | W | |
| Saint Xavier | 11-3 | W | Record: 32-23 | | Youngstown State | 3-1 | W | Morehead State | 13-12 | W | |
| Saint Xavier | 9-5 | W | OVC Reg. Season and Tournament Champs | | Youngstown State | 1-0 | W | Tennessee | 8-1 | W | |
| Saint Xavier | 7-4 | W | Western Carolina | 1-11 | L | Youngstown State | 11-0 | W | Carson-Newman | 9-0 | W |
| Maryland | 4-1 | W | Western Carolina | 7-3 | W | Youngstown State | 3-5 | L | Otterbein | 2-7 | L |
| Maryland | 6-2 | W | Western Carolina | 0-12 | L | Youngstown State | 5-1 | W | Wright State | 1-3 | L |
| Maryland | 12-3 | W | Western Carolina | 2-14 | L | Evansville | 0-6 | L | Pittsburgh-Johnstown | 10-0 | W |
| Indiana | 4-3 | W | Northern Kentucky | 8-0 | W | Evansville | 5-4 | W | Cincinnati | 4-1 | W |
| Colgate | 4-1 | W | | | Carson-Newman | 6-13 | L | Western Kentucky | 14-4 | W | |
| | | | | | Mt. Vernon Nazarene | 10-6 | W | OVC Tournament | | | |
| | | | | | Wright State | 9-10 | L | Murray State | 9-8 | W | |
| | | | | | Anderson | 8-1 | W | Austin Peay | 7-6 | W | |
| | | | | | St. Joseph (Ind.) | 1-5 | L | Austin Peay | 4-5 | L | |
| | | | | | Pitt-Johnson | 12-1 | W | Austin Peay | 8-4 | W | |
| | | | | | East Tennessee | 16-3 | W | Mississippi State | 4-15 | L | |
| | | | | | Middle Tennessee | 5-0 | W | Mississippi State | 4-8 | L | |
| | | | | | Middle Tennessee | 7-12 | L | Mississippi State | 4-6 | L | |
| | | | | | Middle Tennessee | 3-20 | L | NCAA Regional | | | |
| | | | | | | | | Arizona | 6-12 | L | |
| | | | | | 1989 (Jim Ward) | | | Loyola-Marymount | 3-9 | L | |
| | | | | | 39-19-1 | | | | | | |
| | | | | | OVC Reg. Season and Tournament Champs | | | 1990 (Jim Ward) | | | |
| | | | | | Georgetown | 8-2 | W | Record: 42-15 | | | |
| | | | | | Northern Kentucky | 2-7 | L | Georgia Tech | 2-6 | L | |
| | | | | | Ohio | 21-1 | W | Georgia Tech | 2-3 | L | |
| | | | | | Ohio | 6-0 | W | Georgia Tech | 1-7 | L | |
| | | | | | Bellarmino | 0-4 | L | Georgia Tech | 0-10 | L | |
| | | | | | Bellarmino | 8-0 | W | Western Carolina | 9-6 | W | |
| | | | | | Western Kentucky | 2-6 | L | Western Carolina | 7-25 | L | |
| | | | | | St. Xavier | 4-3 | W | Western Carolina | 8-7 | W | |
| | | | | | Vermont | 8-2 | W | Western Carolina | 3-10 | L | |



Left-hander Mike Kibbey was a member of the 1993 EKU team that lost to Morehead State in the championship game of the OVC Tournament



In Jim Ward's last season as head coach, the 2001 Colonels won two games in the OVC Tournament before falling to Austin Peay

| | | | | | |
|-------------------|-------|---|------------------------------------|------|---|
| Cincinnati | 7-2 | W | Wright State | 7-0 | W |
| Eastern Michigan | 6-2 | W | Wright State | 4-1 | W |
| Kentucky-Wesleyan | 16-2 | W | Northern Kentucky | 15-3 | W |
| Louisville | 12-4 | W | Western Kentucky | 7-14 | L |
| Dayton | 11-2 | W | Wright State | 6-2 | W |
| Dayton | 11-10 | W | OVC Tournament | | |
| St. Xavier (Ill.) | 4-1 | W | Tennessee Tech | 3-2 | W |
| Ithaca | 5-2 | W | Middle Tennessee | 1-7 | L |
| Ithaca | 4-1 | W | Austin Peay | 9-7 | W |
| UAB | 7-3 | W | Middle Tennessee | 2-8 | L |
| UAB | 9-3 | W | | | |
| Portland State | 2-10 | L | 1991 (Jim Ward) | | |
| Missouri Baptist | 15-12 | W | Record: 26-28 (Missing five games) | | |
| Middle Tennessee | 0-5 | L | Georgetown | 2-3 | L |
| Middle Tennessee | 6-8 | L | Akron | 2-1 | W |
| Middle Tennessee | 5-7 | L | Mercer | 4-10 | L |
| Western Kentucky | 10-2 | W | Western Kentucky | 2-8 | L |
| Kentucky | 6-7 | L | Bowling Green | 10-9 | W |
| Austin Peay | 6-5 | W | Bowling Green | 3-6 | L |
| Austin Peay | 6-4 | W | Louisville | 3-19 | L |
| Austin Peay | 14-3 | W | Georgetown | 1-2 | L |
| East Tennessee | 12-5 | W | Tennessee State | 19-6 | W |
| East Tennessee | 4-3 | W | Tennessee State | 4-0 | W |
| Tennessee State | 9-1 | W | Tennessee State | 5-6 | L |
| Tennessee State | 9-4 | W | UAB | 6-1 | W |
| Tennessee State | 10-0 | W | UAB | 7-13 | L |
| Xavier | 14-2 | W | Alabama | 0-3 | L |
| Xavier | 5-10 | L | Birmingham-Southern | 4-1 | W |
| Tennessee Tech | 7-6 | W | Tennessee | 9-14 | L |
| Tennessee Tech | 9-8 | W | Marshall | 12-4 | W |
| Tennessee Tech | 3-2 | W | Lincoln Memorial | 10-4 | W |
| Northern Kentucky | 5-1 | W | Morehead State | 5-6 | L |
| Louisville | 4-3 | W | Morehead State | 3-4 | L |
| Murray State | 6-0 | W | Morehead State | 6-2 | W |
| Murray State | 4-0 | W | Kentucky | 8-13 | L |
| Murray State | 6-0 | W | Middle Tennessee | 6-12 | L |
| Cincinnati | 6-5 | W | Middle Tennessee | 12-4 | W |
| Morehead State | 6-3 | W | Middle Tennessee | 11-3 | W |
| Morehead State | 3-2 | W | Bellarmine | 15-9 | W |
| Morehead State | 3-2 | W | Tennessee Tech | 11-8 | W |

| | | | | | |
|--------------------|-------|---|--------------------|-------|---|
| Tennessee Tech | 0-5 | L | Kentucky | 7-5 | W |
| Tennessee Tech | 14-0 | W | Akron | 5-12 | L |
| Wright State | 6-9 | L | Akron | 1-3 | L |
| Xavier | 7-8 | L | Akron | 7-10 | L |
| Xavier | 5-2 | W | OVC Tournament | | |
| Miami (Fla.) | 3-2 | W | Middle Tennessee | 1-4 | L |
| Miami (Fla.) | 3-4 | L | Austin Peay | 10-13 | L |
| Miami (Fla.) | 3-6 | L | | | |
| Louisville | 9-17 | L | 1993 (Jim Ward) | | |
| Murray State | 12-4 | W | Record: 22-25 | | |
| Murray State | 3-5 | L | Georgia Southern | 2-6 | L |
| Murray State | 4-6 | L | Georgia Southern | 10-12 | L |
| Cincinnati | 9-6 | W | Georgia Southern | 5-12 | L |
| | | | Marshall | 3-13 | L |
| 1992 (Jim Ward) | | | Western Kentucky | 4-15 | L |
| Record: 25-28 | | | Union University | 1-3 | L |
| Clemson | 0-7 | L | Union University | 5-7 | L |
| Clemson | 0-22 | L | Union University | 1-4 | L |
| Vanderbilt | 4-1 | W | Union University | 1-6 | L |
| Mercer | 5-1 | W | Tennessee State | 2-0 | W |
| Ball State | 5-9 | L | Tennessee State | 8-4 | W |
| Southern Illinois | 2-4 | L | Tennessee State | 5-2 | W |
| Northern Illinois | 5-3 | W | Louisville | 7-9 | L |
| Iowa | 1-9 | L | Miami (Ohio) | 8-1 | W |
| Louisville | 12-23 | L | Eastern Michigan | 0-6 | L |
| Wright State | 1-13 | L | Cincinnati | 2-3 | L |
| Wright State | 5-4 | W | Kentucky | 0-8 | L |
| Wright State | 3-6 | L | Middle Tennessee | 3-5 | L |
| Wake Forest | 2-7 | L | Middle Tennessee | 1-2 | L |
| Wake Forest | 8-7 | W | Middle Tennessee | 7-9 | L |
| North Carolina | 0-17 | L | Western Kentucky | 6-9 | L |
| Tennessee Tech | 4-1 | W | Southeast Missouri | 5-4 | W |
| Tennessee Tech | 4-2 | W | Southeast Missouri | 11-5 | W |
| Morehead State | 6-3 | W | Wright State | 2-15 | L |
| Morehead State | 3-2 | W | Wright State | 18-17 | W |
| Morehead State | 3-2 | W | Austin Peay | 6-7 | L |
| Western Kentucky | 3-20 | L | Austin Peay | 4-3 | W |
| Middle Tennessee | 6-13 | L | Austin Peay | 2-10 | L |
| Middle Tennessee | 2-8 | L | Marshall | 7-5 | W |
| Middle Tennessee | 3-17 | L | Tennessee-Martin | 7-6 | W |
| Xavier | 1-6 | L | Tennessee-Martin | 9-3 | W |
| Dayton | 6-1 | W | Tennessee-Martin | 4-7 | L |
| Morehead State | 8-7 | W | Kentucky | 2-3 | L |
| Morehead State | 5-2 | W | Xavier | 5-4 | W |
| Morehead State | 5-2 | W | Xavier | 8-6 | W |
| Louisville | 2-19 | L | Murray State | 13-3 | W |
| Marshall | 6-3 | W | Murray State | 8-6 | W |
| Southeast Missouri | 6-3 | W | Murray State | 7-6 | W |
| Southeast Missouri | 0-9 | W | Louisville | 5-12 | L |
| Southeast Missouri | 8-4 | W | Cumberland (Tenn.) | 7-6 | W |
| Xavier | 10-4 | W | Morehead State | 1-7 | L |
| Murray State | 2-5 | L | Morehead State | 2-0 | W |
| Murray State | 8-9 | L | Morehead State | 8-6 | W |
| Wright State | 3-7 | L | OVC Tournament | | |
| Kentucky | 6-15 | L | Tennessee Tech | 2-4 | L |
| Tennessee State | 6-4 | W | Middle Tennessee | 4-2 | W |
| Tennessee State | 6-11 | L | Tennessee Tech | 14-3 | W |
| Tennessee State | 14-1 | W | Morehead State | 4-3 | W |
| Cincinnati | 6-2 | W | Morehead State | 7-11 | L |
| Austin Peay | 7-4 | W | | | |
| Austin Peay | 1-4 | L | 1994 (Jim Ward) | | |
| Austin Peay | 3-5 | L | Record: 25-26 | | |
| Cincinnati | 8-5 | W | Samford | 12-5 | W |

| | | | | | | | | | | | |
|----------------------|------|---|---------------------|-------|---|---------------------|-------|---|--------------------|-------|---|
| UAB | 9-2 | W | Xavier | 5-6 | L | Tennessee | 1-14 | L | West Virginia | 10-14 | L |
| Birmingham-Southern | 2-10 | L | Morehead State | 7-6 | W | Appalachian State | 9-1 | W | Tennessee-Martin | 5-4 | W |
| North Carolina State | 0-3 | L | Southeast Missouri | 0-3 | L | Tennessee Tech | 9-8 | W | Tennessee-Martin | 5-4 | W |
| North Carolina State | 3-18 | L | Southeast Missouri | 6-2 | W | Tennessee Tech | 9-7 | W | Tennessee-Martin | 3-5 | L |
| North Carolina State | 2-3 | L | Southeast Missouri | 10-6 | W | Tennessee Tech | 6-11 | L | Wright State | 3-5 | L |
| Wisconsin-Parkside | 3-1 | W | Morehead State | 19-11 | W | Cincinnati | 9-8 | W | Marshall | 3-4 | L |
| Bluefield State | 23-4 | W | Morehead State | 3-5 | L | Western Kentucky | 9-14 | L | Murray State | 5-10 | L |
| East Tennessee | 5-1 | W | Morehead State | 4-15 | L | Murray State | 3-5 | L | Murray State | 3-1 | W |
| Long Island | 20-8 | W | Kentucky | 0-15 | L | Murray State | 5-4 | W | Murray State | 7-5 | W |
| Long Island | 11-9 | W | Western Kentucky | 11-10 | W | Murray State | 11-5 | W | Xavier | 6-5 | W |
| Cleveland State | 16-2 | W | | | | Cincinnati | 9-7 | W | Wright State | 5-11 | L |
| Georgia | 0-9 | L | 1995 (Jim Ward) | | | Wright State | 17-13 | W | Morehead State | 0-6 | L |
| Georgia | 2-10 | L | Record: 28-25 | | | Southeast Missouri | 2-0 | W | Morehead State | 3-1 | W |
| Louisville | 9-2 | W | Winthrop | 5-11 | L | Southeast Missouri | 4-9 | L | Morehead State | 10-5 | W |
| Marshall | 4-11 | L | Winthrop | 7-1 | W | Xavier | 11-10 | W | Cincinnati | 0-3 | L |
| Cincinnati | 11-7 | W | Winthrop | 3-1 | W | Kentucky | 11-5 | W | Western Kentucky | 6-10 | L |
| Tennessee-Martin | 4-0 | W | Northern Illinois | 6-3 | W | Morehead State | 1-2 | L | Tennessee Tech | 1-7 | L |
| Tennessee-Martin | 13-5 | W | Ball State | 3-5 | L | Morehead State | 5-4 | W | Tennessee Tech | 0-8 | L |
| Lincoln Memorial | 2-3 | L | Southern Illinois | 7-8 | L | Morehead State | 5-4 | W | Tennessee Tech | 3-7 | L |
| Western Kentucky | 1-7 | L | Bowling Green | 6-5 | W | Louisville | 6-22 | L | Eastern Illinois | 3-5 | L |
| Austin Peay | 3-15 | L | Youngstown State | 2-9 | L | Wright State | 5-2 | W | Eastern Illinois | 4-11 | L |
| Austin Peay | 1-12 | L | Wisconsin-Milwaukee | 2-1 | W | Tennessee-Martin | 3-2 | W | Eastern Illinois | 0-18 | L |
| Austin Peay | 1-4 | L | Wisconsin-Milwaukee | 20-0 | W | Tennessee-Martin | 3-1 | W | Austin Peay | 1-4 | L |
| Miami (Ohio) | 6-5 | W | Lincoln Memorial | 9-11 | L | Tennessee-Martin | 5-2 | W | | | |
| Western Carolina | 4-13 | L | Xavier | 6-7 | L | OVC Tournament | | | 1997 (Jim Ward) | | |
| Western Carolina | 2-5 | L | Mississippi | 3-10 | L | Southeast Missouri | 4-7 | L | Record: 23-29-1 | | |
| Middle Tennessee | 8-7 | W | Mississippi | 1-9 | L | Morehead State | 2-4 | L | Wofford | 11-7 | W |
| Middle Tennessee | 3-1 | W | Arkansas State | 5-6 | L | | | | Furman | 1-8 | L |
| Middle Tennessee | 5-6 | L | Arkansas State | 3-5 | L | 1996 (Jim Ward) | | | Furman | 3-3 | T |
| Cincinnati | 5-4 | W | Arkansas State | 10-6 | W | Record: 21-35 | | | Nebraska | 7-4 | W |
| Marshall | 5-6 | L | Arkansas State | 10-15 | L | Mississippi | 3-13 | L | Bowling Green | 2-10 | L |
| Tennessee Tech | 11-3 | W | Austin Peay | 3-5 | L | Mississippi | 2-10 | L | Bowling Green | 6-11 | L |
| Tennessee Tech | 2-13 | L | Austin Peay | 11-8 | W | Mississippi | 4-2 | W | Bowling Green | 6-8 | L |
| Tennessee Tech | 5-1 | W | Austin Peay | 11-0 | W | Tennessee | 5-16 | L | Detroit Mercy | 9-18 | L |
| Kentucky | 14-7 | W | Marshall | 12-6 | W | Tennessee | 1-9 | L | Detroit Mercy | 12-14 | L |
| Wright State | 7-8 | L | Western Kentucky | 8-6 | W | Tennessee | 2-7 | L | Detroit Mercy | 6-5 | W |
| Louisville | 2-10 | L | Middle Tennessee | 3-7 | L | Detroit Mercy | 13-1 | W | Youngstown | 5-3 | W |
| Murray State | 3-6 | L | Middle Tennessee | 6-9 | L | Detroit Mercy | 5-4 | W | Youngstown | 2-7 | L |
| Murray State | 8-7 | W | Middle Tennessee | 9-13 | L | Detroit Mercy | 6-2 | W | Youngstown | 9-8 | W |
| Murray State | 9-10 | L | Louisville | 12-20 | L | Louisville | 5-10 | L | Middle Tennessee | 1-8 | L |
| | | | | | | Bowling Green State | 5-10 | L | Middle Tennessee | 3-5 | L |
| | | | | | | Bowling Green State | 6-7 | W | Middle Tennessee | 13-1 | W |
| | | | | | | Bowling Green State | 4-5 | L | Belmont | 6-3 | W |
| | | | | | | Charleston | 9-1 | W | Southeast Missouri | 2-3 | L |
| | | | | | | James Madison | 11-12 | L | Southeast Missouri | 1-7 | L |
| | | | | | | Hartford | 3-10 | L | Southeast Missouri | 8-4 | W |
| | | | | | | Middle Tennessee | 3-1 | W | Belmont | 7-9 | L |
| | | | | | | Middle Tennessee | 3-4 | L | Louisville | 6-10 | L |
| | | | | | | Middle Tennessee | 5-7 | L | Louisville | 11-5 | W |
| | | | | | | Western Kentucky | 10-5 | W | Austin Peay | 12-11 | W |
| | | | | | | Kentucky | 6-1 | W | Austin Peay | 18-2 | W |
| | | | | | | Southeast Missouri | 24-2 | W | Austin Peay | 9-8 | W |
| | | | | | | Southeast Missouri | 3-2 | W | Marshall | 13-5 | W |
| | | | | | | Southeast Missouri | 7-10 | L | Cincinnati | 9-11 | L |
| | | | | | | Birmingham-Southern | 6-8 | L | Tennessee-Martin | 4-7 | L |
| | | | | | | Miami (Ohio) | 5-7 | L | Tennessee-Martin | 9-4 | W |
| | | | | | | Cincinnati | 7-4 | W | Tennessee-Martin | 10-7 | W |
| | | | | | | Marshall | 13-7 | W | Wright State | 25-13 | W |
| | | | | | | Austin Peay | 7-8 | L | Xavier | 1-8 | L |
| | | | | | | Austin Peay | 1-6 | L | Murray State | 8-15 | L |
| | | | | | | Austin Peay | 16-14 | W | Murray State | 9-12 | L |
| | | | | | | Louisville | 2-12 | L | Murray State | 3-6 | L |
| | | | | | | Xavier | 4-8 | L | Marshall | 9-19 | L |



The 2004 Colonels began the year 17-2 and finished the season with 34 wins



The 2009 Colonels defeated in-state rival Western Kentucky on an extra innings walk off blast by Jayson Langfels

| | | |
|--------------------|-------|---|
| Morehead State | 9-2 | W |
| Morehead State | 3-8 | L |
| Morehead State | 25-19 | W |
| Kentucky | 7-8 | L |
| Tennessee Tech | 8-5 | W |
| Tennessee Tech | 1-7 | L |
| Tennessee Tech | 11-14 | L |
| Wright State | 2-8 | L |
| Eastern Illinois | 6-4 | W |
| Eastern Illinois | 12-4 | W |
| Eastern Illinois | 6-12 | L |
| Western Kentucky | 6-17 | L |
| Murray State | 7-5 | W |
| Eastern Illinois | 15-3 | W |
| Southeast Missouri | 8-12 | L |
| Eastern Illinois | 10-26 | L |

1998 (Jim Ward)

Record: 24-29-1 (12-12 OVC)

| | | | |
|------|---------------------------|---|-------|
| 2/20 | at Wofford | W | 11-7 |
| 2/22 | at Furman | L | 1-8 |
| 2/22 | at Furman | T | 3-3 |
| 2/26 | vs. Nebraska ¹ | W | 7-4 |
| 2/28 | BOWLING GREEN | L | 2-10 |
| 2/28 | BOWLING GREEN | L | 6-11 |
| 3/1 | BOWLING GREEN | L | 6-8 |
| 3/3 | DETROIT | L | 9-18 |
| 3/4 | DETROIT | L | 12-14 |
| 3/5 | DETROIT | W | 6-5 |
| 3/7 | YOUNGSTOWN STATE | W | 5-3 |
| 3/7 | YOUNGSTOWN STATE | L | 2-7 |
| 3/8 | YOUNGSTOWN STATE | W | 9-8 |
| 3/14 | at Middle Tennessee* | L | 1-8 |
| 3/14 | at Middle Tennessee* | L | 3-5 |
| 3/15 | at Middle Tennessee* | W | 13-1 |
| 3/16 | at Belmont | W | 6-3 |
| 3/21 | at Southeast Missouri* | L | 2-3 |
| 3/21 | at Southeast Missouri* | L | 1-7 |
| 3/22 | at Southeast Missouri* | W | 8-4 |
| 3/24 | BELMONT | L | 7-9 |

| | | | |
|------|----------------------|---|-------|
| 3/25 | at Louisville | L | 6-10 |
| 3/25 | at Louisville | W | 11-5 |
| 3/28 | AUSTIN PEAY* | W | 12-11 |
| 3/28 | AUSTIN PEAY* | W | 18-2 |
| 3/29 | AUSTIN PEAY* | W | 9-8 |
| 3/31 | MARSHALL | W | 13-5 |
| 4/1 | at Cincinnati | L | 9-11 |
| 4/4 | at Tennessee-Martin* | L | 4-7 |
| 4/4 | at Tennessee-Martin* | W | 9-4 |
| 4/5 | at Tennessee-Martin* | W | 10-7 |
| 4/7 | WRIGHT STATE | W | 25-13 |
| 4/8 | at Xavier | L | 1-8 |
| 4/10 | MURRAY STATE* | L | 8-15 |
| 4/11 | MURRAY STATE* | L | 9-12 |
| 4/11 | MURRAY STATE* | L | 3-6 |
| 4/14 | at Marshall | L | 9-19 |
| 4/18 | at Morehead State* | W | 9-2 |
| 4/18 | at Morehead State* | L | 3-8 |
| 4/19 | at Morehead State* | W | 25-19 |
| 4/21 | XAVIER | W | 12-11 |
| 4/22 | at Kentucky | L | 7-8 |
| 4/25 | TENNESSEE TECH* | W | 8-5 |
| 4/25 | TENNESSEE TECH* | L | 1-7 |
| 4/26 | TENNESSEE TECH* | L | 11-14 |
| 4/28 | at Wright State | L | 2-8 |
| 5/2 | EASTERN ILLINOIS* | W | 6-4 |
| 5/2 | EASTERN ILLINOIS* | W | 12-4 |
| 5/3 | EASTERN ILLINOIS* | L | 6-12 |
| 5/5 | WESTERN KENTUCKY | L | 6-17 |

OVC Tournament (Cape Girardeau, Mo.)

| | | | |
|-----|-----------------------|---|-------|
| 5/7 | vs. Murray State | W | 7-5 |
| | vs. Eastern Illinois | W | 15-3 |
| 5/8 | at Southeast Missouri | L | 8-12 |
| | vs. Eastern Illinois | L | 10-26 |

¹ at Cardinal Stadium (Louisville, Ky.)

1999 (Jim Ward)

Record: 35-25 (14-10 OVC)

| | | | |
|------|-----------|---|------|
| 2/13 | at Furman | W | 10-6 |
| 2/13 | at Furman | W | 9-7 |

| | | | |
|------|----------------------|---|-------|
| 2/14 | at Furman | W | 7-2 |
| 2/19 | at Mercer | W | 9-7 |
| 2/20 | at Georgia Southern | L | 6-11 |
| 2/21 | at Georgia Southern | L | 0-11 |
| 2/26 | WRIGHT STATE | L | 6-9 |
| 2/27 | BOWLING GREEN | L | 10-12 |
| 2/28 | BOWLING GREEN | W | 15-4 |
| 3/2 | EASTERN MICHIGAN | L | 6-22 |
| 3/5 | at Winthrop | L | 2-12 |
| 3/6 | vs. Akron | L | 3-21 |
| 3/6 | vs. William and Mary | W | 11-6 |
| 3/7 | vs. Akron | W | 8-4 |
| 3/10 | MARSHALL | W | 7-4 |
| 3/11 | at Louisville | L | 4-9 |
| 3/12 | DETROIT | W | 13-3 |
| 3/13 | DETROIT | W | 8-3 |
| 3/16 | at Georgia State | W | 12-1 |
| 3/17 | at Georgia State | W | 13-2 |
| 3/18 | at Georgia State | W | 12-8 |
| 3/20 | SOUTHEAST MISSOURI* | L | 0-1 |
| 3/20 | SOUTHEAST MISSOURI* | L | 4-11 |
| 3/21 | SOUTHEAST MISSOURI* | W | 12-5 |
| 3/23 | at Ohio | W | 11-7 |
| 3/27 | at Austin Peay* | L | 2-3 |
| 3/27 | at Austin Peay* | L | 7-17 |
| 3/28 | at Austin Peay* | W | 11-2 |
| 3/30 | KENTUCKY | W | 9-8 |
| 4/2 | TENNESSEE-MARTIN* | W | 2-1 |
| 4/2 | TENNESSEE-MARTIN* | W | 3-1 |
| 4/3 | TENNESSEE-MARTIN* | W | 4-3 |
| 4/6 | at Kentucky | L | 3-8 |
| 4/7 | at Xavier | W | 8-3 |
| 4/8 | WESTERN KENTUCKY | W | 18-11 |
| 4/10 | at Murray State* | W | 9-1 |
| 4/10 | at Murray State* | W | 11-6 |
| 4/11 | at Murray State* | W | 13-7 |
| 4/13 | CINCINNATI | L | 6-16 |
| 4/15 | BELMONT | W | 27-13 |
| 4/17 | MOREHEAD STATE* | L | 6-7 |
| 4/17 | MOREHEAD STATE* | L | 0-10 |
| 4/18 | MOREHEAD STATE* | W | 21-7 |
| 4/20 | XAVIER | L | 2-7 |
| 4/21 | at Western Kentucky | W | 12-6 |
| 4/24 | at Tennessee Tech* | W | 6-3 |
| 4/24 | at Tennessee Tech* | W | 5-4 |
| 4/25 | at Tennessee Tech* | L | 9-19 |
| 4/28 | at Wright State | L | 3-4 |
| 5/1 | at Eastern Illinois* | L | 6-7 |
| 5/1 | at Eastern Illinois* | W | 6-5 |
| 5/2 | at Eastern Illinois* | L | 5-8 |
| 5/8 | at Belmont | L | 8-15 |
| 5/15 | MIDDLE TENNESSEE* | W | 6-1 |
| 5/15 | MIDDLE TENNESSEE* | W | 5-4 |
| 5/16 | MIDDLE TENNESSEE* | L | 10-13 |

OVC Tournament (Cape Girardeau, Mo.)

| | | |
|--------------------|---|------|
| Murray State | W | 8-5 |
| Southeast Missouri | W | 13-6 |
| Eastern Illinois | L | 4-9 |
| Middle Tennessee | L | 3-4 |

2000 (Jim Ward)

Record: 30-27 (18-6 OVC)

OVC Regular Season Champs

2001 (Jim Ward)

Record: 25-31 (8-12 OVC)

| | | | |
|------|------------|---|-----|
| 2/17 | at Samford | W | 9-3 |
|------|------------|---|-----|



| | | | | | | | |
|--------------------------------------|---------|---------------------------------|---------|--------------------------------------|---------|--------------------------------------|---------|
| 2/17 at Samford | W 4-3 | 3/1 at Charleston Southern | L 6-8 | 3/16 INDIANA STATE | L 9-12 | 3/21 at Western Kentucky | W 16-6 |
| 2/18 at Samford | W 6-5 | 3/6 at Louisville | L 1-16 | 3/19 vs. Fairleigh Dickinson | W 5-0 | 3/24 GEORGETOWN COLLEGE | W 11-3 |
| 2/23 vs. Indiana | W 11-10 | 3/10 AKRON | L 5-9 | 3/19 vs. Northeastern | W 5-1 | 3/27 TENNESSEE TECH* | W 6-0 |
| 2/23 at Winthrop | L 0-7 | 3/10 AKRON | L 10-13 | 3/20 vs. Vermont | L 0-7 | 3/27 TENNESSEE TECH* | W 12-4 |
| 2/24 vs. Wagner | L 7-8 | 3/12 at Western Kentucky | L 2-3 | 3/21 vs. Northeastern | W 7-6 | 3/28 TENNESSEE TECH* | L 7-9 |
| 2/28 at Belmont | W 14-9 | 3/13 CUMBERLANDS | W 10-9 | 3/22 vs. Massachusetts | L 4-7 | 4/3 at Tennessee-Martin* | W 6-1 |
| 3/3 BOWLING GREEN | L 2-3 | 3/16 MICHIGAN STATE | L 3-9 | 3/22 vs. Illinois | L 3-9 | 4/4 at Tennessee-Martin* | L 3-4 |
| 3/3 BOWLING GREEN | L 0-5 | 3/17 MICHIGAN STATE | L 5-10 | 3/26 WESTERN KENTUCKY | W 12-8 | 4/4 at Tennessee-Martin* | W 20-4 |
| 3/7 at Kentucky | L 1-12 | 3/17 MICHIGAN STATE | L 1-10 | 3/28 at UNC Greensboro | L 1-3 | 4/7 BERE A | W 17-1 |
| 3/9 KENT STATE | W 11-10 | 3/19 at Georgia Tech | L 5-6 | 3/29 at UNC Greensboro | L 4-10 | 4/9 MURRAY STATE* | W 13-5 |
| 3/10 WRIGHT STATE | W 9-2 | 3/20 at Georgia Tech | L 9-13 | 4/1 IPFW | W 29-13 | 4/9 MURRAY STATE* | L 3-6 |
| 3/11 KENT STATE | L 9-11 | 3/23 EASTERN ILLINOIS* | W 9-8 | 4/2 SHAWNEE STATE | W 15-3 | 4/10 MURRAY STATE* | W 8-2 |
| 3/13 at Tennessee | L 1-18 | 3/23 EASTERN ILLINOIS* | W 5-4 | 4/5 at Murray State* | L 8-13 | 4/17 at Jacksonville State* | W 8-5 |
| 3/14 at East Tennessee | L 7-16 | 3/24 EASTERN ILLINOIS* | L 12-14 | 4/5 at Murray State* | W 6-1 | 4/17 at Jacksonville State* | W 10-1 |
| 3/15 at East Tennessee | L 1-6 | 3/27 MARSHALL | W 14-6 | 4/8 Xavier | L 4-5 | 4/18 at Jacksonville State* | L 5-19 |
| 3/17 TENNESSEE TECH* | L 3-4 | 3/29 at Morehead State* | L 5-15 | 4/9 Wright State | W 14-2 | 4/20 at Marshall | W 19-4 |
| 3/17 TENNESSEE TECH* | W 6-4 | 3/30 at Morehead State* | W 13-8 | 4/12 Southeast Missouri* | L 5-15 | 4/24 SAMFORD* | L 7-8 |
| 3/18 TENNESSEE TECH* | W 10-7 | 3/30 at Morehead State* | L 4-5 | 4/12 Southeast Missouri* | W 10-9 | 4/24 SAMFORD* | L 1-2 |
| 3/24 at Eastern Illinois* | L 2-11 | 4/2 at Xavier | L 2-3 | 4/13 Southeast Missouri* | W 8-5 | 4/25 SAMFORD* | L 2-8 |
| 3/24 at Eastern Illinois* | L 2-3 | 4/3 at Kentucky | L 4-13 | 4/15 Xavier | W 19-5 | 4/28 LOUISVILLE | W 9-6 |
| 3/27 at Louisville | L 1-7 | 4/6 SOUTHEAST MISSOURI* | L 4-7 | 4/18 Tennessee-Martin* | L 2-7 | 5/2 at Southeast Missouri* | W 11-4 |
| 3/28 CINCINNATI | L 5-13 | 4/6 SOUTHEAST MISSOURI* | L 0-2 | 4/18 Tennessee-Martin* | W 7-5 | 5/2 at Southeast Missouri* | W 3-0 |
| 3/31 MOREHEAD STATE* | W 5-3 | 4/7 SOUTHEAST MISSOURI* | W 9-6 | 4/19 Tennessee-Martin* | W 18-8 | 5/8 EASTERN ILLINOIS* | W 8-7 |
| 3/31 MOREHEAD STATE* | W 12-0 | 4/9 at UNC Greensboro | L 4-11 | 4/22 Marshall | W 13-10 | 5/8 EASTERN ILLINOIS* | L 6-8 |
| 4/1 MOREHEAD STATE* | L 7-13 | 4/10 at UNC Greensboro | L 5-10 | 4/23 IPFW | W 15-8 | 5/9 EASTERN ILLINOIS* | L 10-20 |
| 4/3 XAVIER | L 11-16 | 4/13 at Murray State* | W 3-2 | 4/26 Eastern Illinois* | L 17-27 | 5/11 at Marshall | L 0-11 |
| 4/4 vs. West Virginia | L 0-3 | 4/13 at Murray State* | W 10-7 | 4/27 Eastern Illinois* | W 10-8 | 5/12 WESTERN KENTUCKY | L 11-20 |
| 4/7 at Southeast Missouri | L 2-8 | 4/14 at Murray State* | L 7-8 | 4/27 Eastern Illinois* | L 1-11 | 5/15 AUSTIN PEAY* | L 1-2 |
| 4/7 at Southeast Missouri | L 0-7 | 4/16 XAVIER | L 10-13 | 4/30 Kentucky | L 8-18 | 5/15 AUSTIN PEAY* | W 9-3 |
| 4/8 at Southeast Missouri | W 9-2 | 4/17 LIPSCOMB | L 9-17 | 5/3 Tennessee Tech* | L 7-9 | 5/16 AUSTIN PEAY* | W 4-1 |
| 4/11 LIPSCOMB | W 6-1 | 4/20 at Indiana State | L 5-6 | 5/3 Tennessee Tech* | L 7-8 | 5/21 at Morehead State* | W 11-6 |
| 4/13 MURRAY STATE* | L 6-9 | 4/20 at Indiana State | W 3-0 | 5/4 Tennessee Tech* | L 4-13 | 5/21 at Morehead State* | L 7-10 |
| 4/13 MURRAY STATE* | L 6-7 | 4/21 at Indiana State | L 8-9 | 5/10 Austin Peay* | L 5-13 | 5/22 at Morehead State* | W 18-12 |
| 4/14 MURRAY STATE* | L 11-16 | 4/23 SAMFORD | W 9-4 | 5/10 Austin Peay* | L 4-17 | OVC Tournament (Paducah, Ky.) | |
| 4/18 MARSHALL | W 9-5 | 4/24 SAMFORD | W 7-2 | 5/11 Austin Peay* | L 18-19 | 5/26 vs. Jacksonville State | L 0-15 |
| 4/21 at Indiana | W 3-0 | 4/28 TENNESSEE-MARTIN* | W 14-1 | 5/13 Louisville | L 6-9 | 5/27 vs. Samford | W 15-9 |
| 4/21 at Indiana | L 5-8 | 4/28 TENNESSEE-MARTIN* | W 9-7 | 5/14 Western Kentucky | L 8-9 | 5/28 vs. Southeast Missouri | L 7-9 |
| 4/22 at Indiana | W 9-8 | 4/30 at Marshall | L 10-20 | 5/16 Morehead State* | W 13-9 | 2005 (Elvis Dominguez) | |
| 4/25 at Western Kentucky | L 3-17 | 5/1 LOUISVILLE | L 4-16 | 5/16 Morehead State* | W 13-7 | Record: 26-31 (14-12 OVC) | |
| 4/28 at Tennessee-Martin* | W 13-7 | 5/3 at Bowling Green | L 6-18 | OVC Tournament (Paducah, Ky.) | | | |
| 4/28 at Tennessee-Martin* | W 4-2 | 5/4 at Bowling Green | L 2-3 | 5/21 vs. Southeast Missouri | W W | 2/23 at Louisville | L 7-8 |
| 4/29 at Tennessee-Martin* | L 5-9 | 5/4 at Bowling Green | L 5-7 | 5/22 vs. Murray State | W W | 2/25 IPFW | W 11-5 |
| 5/2 LOUISVILLE | W 8-4 | 5/11 AUSTIN PEAY* | L 1-4 | 5/23 vs. Eastern Illinois | W W | 2/26 BRADLEY | L 4-9 |
| 5/5 at Missouri | L 2-5 | 5/11 AUSTIN PEAY* | L 4-13 | 5/24 vs. Murray State | L L | 2/27 vs. Bradley | L 3-8 |
| 5/5 at Missouri | W 6-5 | 5/12 AUSTIN PEAY* | L 10-29 | 5/24 vs. Murray State | L L | 2/27 IPFW | L 8-10 |
| 5/6 at Missouri | L 2-12 | 5/14 at Wright State | L 0-3 | 2004 (Elvis Dominguez) | | | |
| 5/8 at Marshall | W 9-3 | 5/14 at Wright State | L 8-9 | Record: 34-17 (15-11 OVC) | | | |
| 5/9 WESTERN KENTUCKY | W 5-4 | 5/15 WESTERN KENTUCKY | L 0-11 | 2/25 at Louisville | L 2-10 | 3/10 vs. Central Michigan | L 1-19 |
| 5/12 at Austin Peay | L 3-4 | 5/17 at Tennessee Tech* | L 7-15 | 2/27 CHICAGO STATE | W 16-2 | 3/11 vs. Bowling Green | L 6-8 |
| 5/12 at Austin Peay | L 0-1 | 5/17 at Tennessee Tech* | W 4-2 | 2/28 CHICAGO STATE | W 14-4 | 3/12 vs. Massachusetts | L 0-5 |
| 5/13 at Austin Peay | L 5-4 | 5/18 at Tennessee Tech* | L 1-8 | 2/29 CHICAGO STATE | W 19-3 | 3/13 vs. Georgetown Univ. | W 7-2 |
| OVC Tournament (Paducah, Ky.) | | 2003 (Elvis Dominguez) | | 3/5 OAKLAND (MICH.) | W 10-9 | 3/18 NORTHERN ILLINOIS | W 27-6 |
| vs. Eastern Illinois | W 14-8 | Record: 24-29 (8-11 OVC) | | 3/7 OAKLAND (MICH.) | W 22-18 | 3/19 NORTHERN ILLINOIS | W 19-11 |
| vs. Murray State | W 13-3 | 2/26 at Louisville | L 2-9 | 3/9 vs. Lehigh | W 12-2 | 3/20 NORTHERN ILLINOIS | W 7-6 |
| vs. Tennessee Tech | L 7-16 | 3/4 BERE A | W 13-8 | 3/10 vs. St. Bonaventure | W 12-10 | 3/25 at Tennessee Tech* | W 10-4 |
| vs. Austin Peay | L 1-8 | 3/7 CINCINNATI | L 7-11 | 3/11 vs. Duquesne | W 13-5 | 3/25 at Tennessee Tech* | L 2-6 |
| 2002 (Elvis Dominguez) | | 3/8 NORTHERN ILLINOIS | L 7-12 | 3/12 vs. IPFW | W 13-3 | 3/26 at Tennessee Tech* | W 5-4 |
| Record: 15-40 (9-11 OVC) | | 3/8 NORTHERN ILLINOIS | W 17-13 | 3/12 vs. Rhode Island | L 0-3 | 3/29 WRIGHT STATE | L 5-14 |
| 2/22 at Birmingham-Southern | L 5-6 | 3/9 NORTHERN ILLINOIS | W 19-4 | 3/13 vs. Bowling Green | W 2-1 | 3/30 MARSHALL | W 11-10 |
| 2/22 vs. Ball State | L 4-19 | 3/12 INDIANA STATE | L 5-7 | 3/14 vs. Fairleigh Dickinson | W 14-1 | 4/3 TENNESSEE-MARTIN* | W 11-2 |
| 2/23 vs. Ball State | W 8-7 | 3/15 INDIANA STATE | L 3-6 | 3/15 vs. Vermont | W 7-2 | 4/3 TENNESSEE-MARTIN* | L 5-6 |
| 2/24 at Birmingham-Southern | L 1-6 | 3/15 INDIANA STATE | L 0-3 | 3/20 CEDARVILLE | W 26-3 | 4/5 at Tennessee | L 6-14 |
| | | | | | | 4/9 at Murray State* | L 6-17 |
| | | | | | | 4/9 at Murray State* | L 2-3 |

| | | | |
|------|----------------------|---|-------|
| 4/10 | at Murray State* | L | 1-12 |
| 4/12 | at Xavier | L | 3-4 |
| 4/13 | at Western Kentucky | L | 5-9 |
| 4/16 | JACKSONVILLE STATE* | W | 5-1 |
| 4/16 | JACKSONVILLE STATE* | W | 10-1 |
| 4/17 | JACKSONVILLE STATE* | L | 1-6 |
| 4/19 | XAVIER | L | 4-5 |
| 4/20 | at Marshall | L | 4-5 |
| 4/21 | KENTUCKY STATE | W | 2-0 |
| 4/21 | KENTUCKY STATE | W | 18-0 |
| 4/23 | at Samford* | W | 9-4 |
| 4/23 | at Samford* | W | 4-3 |
| 4/24 | at Samford* | W | 14-0 |
| 4/27 | at Wright State | W | 4-3 |
| 4/30 | SOUTHEAST MISSOURI* | W | 3-2 |
| 5/1 | SOUTHEAST MISSOURI* | W | 12-11 |
| 5/1 | SOUTHEAST MISSOURI* | W | 3-1 |
| 5/7 | at Eastern Illinois* | W | 7-4 |
| 5/7 | at Eastern Illinois* | L | 2-11 |
| 5/8 | at Eastern Illinois* | L | 3-4 |
| 5/10 | at Kentucky | L | 6-15 |
| 5/11 | WESTERN KENTUCKY | L | 10-11 |
| 5/14 | at Austin Peay* | L | 2-9 |
| 5/14 | at Austin Peay* | L | 2-6 |
| 5/15 | at Austin Peay* | W | 16-13 |
| 5/17 | at Cincinnati | L | 4-8 |
| 5/20 | MOREHEAD STATE* | W | 10-3 |
| 5/20 | MOREHEAD STATE* | W | 7-5 |
| 5/21 | MOREHEAD STATE* | L | 3-5 |

2006 (Elvis Dominguez)
Record: 29-26 (16-10 OVC)

| | | | |
|------|---------------------|---|-------|
| 2/24 | TOLEDO | L | 3-4 |
| 2/25 | TOLEDO | L | 3-5 |
| 2/28 | OAKLAND | W | 12-2 |
| 3/1 | OAKLAND | W | 21-9 |
| 3/3 | AKRON | L | 1-7 |
| 3/4 | AKRON | W | 9-1 |
| 3/5 | AKRON | W | 7-4 |
| 3/7 | LOUISVILLE | L | 3-20 |
| 3/8 | BELLARMINE | W | 18-14 |
| 3/11 | vs. Connecticut | L | 4-5 |
| 3/12 | vs. St Francis | W | 13-2 |
| 3/13 | vs. Bradley | L | 2-3 |
| 3/14 | vs. Fairfield | L | 4-6 |
| 3/16 | vs. Indiana | W | 7-6 |
| 3/17 | vs. Northern Iowa | W | 8-5 |
| 3/17 | vs. Northern Iowa | W | 13-9 |
| 3/18 | vs. Cornell | L | 7-8 |
| 3/22 | GEORGETOWN | W | 3-2 |
| 3/26 | at Morehead State | L | 2-12 |
| 3/26 | at Morehead State | W | 1-0 |
| 3/29 | at Louisville | L | 4-14 |
| 4/1 | TENNESSEE TECH* | W | 22-5 |
| 4/1 | TENNESSEE TECH* | W | 5-0 |
| 4/2 | TENNESSEE TECH* | L | 2-4 |
| 4/5 | at Western Kentucky | L | 5-9 |

| | | | |
|------|------------------------|---|-------|
| 4/8 | at Tennessee-Martin* | W | 4-2 |
| 4/8 | at Tennessee-Martin* | W | 6-1 |
| 4/9 | at Tennessee-Martin* | W | 11-3 |
| 4/12 | MIAMI (OHIO) | W | 6-5 |
| 4/14 | MURRAY STATE* | L | 9-13 |
| 4/14 | MURRAY STATE* | L | 2-13 |
| 4/15 | MURRAY STATE* | W | 16-13 |
| 4/18 | at Miami (Ohio) | L | 6-7 |
| 4/22 | at Jacksonville State* | L | 2-4 |
| 4/22 | at Jacksonville State* | W | 7-6 |
| 4/23 | at Jacksonville State* | L | 5-10 |
| 4/26 | at Marshall | L | 3-6 |
| 4/29 | SAMFORD* | L | 3-10 |
| 4/30 | SAMFORD* | W | 2-1 |
| 4/30 | SAMFORD* | W | 7-6 |
| 5/3 | MARSHALL | L | 12-14 |
| 5/6 | at Southeast Missouri* | L | 2-11 |
| 5/7 | at Southeast Missouri* | W | 8-3 |
| 5/7 | at Southeast Missouri* | W | 6-5 |
| 5/13 | EASTERN ILLINOIS* | L | 4-11 |
| 5/13 | EASTERN ILLINOIS* | W | 2-1 |
| 5/14 | EASTERN ILLINOIS* | W | 8-6 |
| 5/16 | WESTERN KENTUCKY | L | 4-14 |
| 5/19 | AUSTIN PEAY* | W | 12-6 |
| 5/19 | AUSTIN PEAY* | L | 0-5 |
| 5/20 | AUSTIN PEAY* | W | 6-4 |

2007 (Elvis Dominguez)
Record: 24-29-1 (12-12 OVC)

| | | | |
|------|----------------------|---|------|
| 2/23 | LONG ISLAND | W | 8-1 |
| 2/24 | OAKLAND | L | 1-5 |
| 2/25 | LONG ISLAND | W | 7-4 |
| 2/25 | OAKLAND | W | 10-5 |
| 2/28 | KENTUCKY STATE | W | 12-6 |
| 2/28 | KENTUCKY STATE | W | 9-0 |
| 3/3 | AKRON | L | 0-7 |
| 3/3 | AKRON | L | 6-8 |
| 3/6 | GEORGETOWN (KY.) | L | 2-8 |
| 3/7 | BEREA | W | 16-0 |
| 3/10 | vs. Army | L | 3-4 |
| 3/11 | vs. Georgetown Univ. | L | 2-4 |
| 3/12 | vs. Bucknell | W | 5-4 |
| 3/13 | vs. Northern Iowa | L | 3-19 |
| 3/15 | vs. Bucknell | W | 5-1 |
| 3/16 | vs. Dartmouth | T | 1-1 |
| 3/17 | vs. Vermont | W | 6-4 |
| 3/21 | LOUISVILLE | L | 4-7 |
| 3/24 | MOREHEAD STATE* | W | 6-5 |
| 3/24 | MOREHEAD STATE* | W | 6-2 |
| 3/25 | MOREHEAD STATE* | W | 13-6 |
| 3/28 | at Miami (Ohio) | L | 4-6 |
| 3/31 | at Tennessee Tech* | W | 6-5 |
| 3/31 | at Tennessee Tech* | L | 2-8 |
| 4/1 | at Tennessee Tech* | L | 8-9 |
| 4/3 | MIAMI (OHIO) | L | 2-6 |
| 4/6 | TENNESSEE-MARTIN* | W | 13-8 |
| 4/6 | TENNESSEE-MARTIN* | L | 1-6 |
| 4/11 | at Western Kentucky | L | 7-16 |

| | | | |
|------|----------------------|---|-------|
| 4/15 | at Murray State* | L | 5-6 |
| 4/15 | at Murray State* | L | 2-3 |
| 4/17 | MARSHALL | W | 14-3 |
| 4/18 | XAVIER | L | 7-8 |
| 4/21 | JACKSONVILLE STATE* | L | 4-8 |
| 4/21 | JACKSONVILLE STATE* | L | 6-9 |
| 4/22 | JACKSONVILLE STATE* | W | 16-9 |
| 4/24 | at Marshall | L | 4-8 |
| 4/25 | WESTERN KENTUCKY | W | 16-11 |
| 4/28 | at Samford* | L | 3-13 |
| 4/28 | at Samford* | W | 7-5 |
| 4/29 | at Samford* | W | 7-5 |
| 5/2 | at Louisville | L | 1-8 |
| 5/6 | SOUTHEAST MISSOURI* | L | 0-1 |
| 5/6 | SOUTHEAST MISSOURI* | W | 2-1 |
| 5/12 | at Eastern Illinois* | W | 10-9 |
| 5/12 | at Eastern Illinois* | W | 6-3 |
| 5/13 | at Eastern Illinois* | L | 3-4 |
| 5/15 | DAYTON | L | 8-9 |
| 5/18 | at Austin Peay* | W | 5-4 |
| 5/18 | at Austin Peay* | L | 0-2 |
| 5/19 | at Austin Peay* | L | 2-9 |

OVC Tournament (Paducah, Ky.)

| | | | |
|------|------------------|---|-----|
| 5/23 | vs. Samford | L | 3-8 |
| 5/24 | vs. Murray State | W | 5-2 |
| 5/25 | vs. Samford | L | 4-9 |

2008 (Elvis Dominguez)
Record: 26-27-1 (12-15 OVC)

| | | | |
|------|----------------------|---|------|
| 2/23 | BUCKNELL | T | 7-7 |
| 2/24 | BUCKNELL | W | 3-2 |
| 2/25 | TOLEDO | W | 8-6 |
| 3/1 | BRADLEY | W | 13-1 |
| 3/2 | BRADLEY | L | 0-4 |
| 3/3 | BRADLEY | W | 11-2 |
| 3/5 | at Louisville | L | 5-13 |
| 3/8 | vs. Central Michigan | L | 2-4 |
| 3/9 | vs. IPFW | W | 8-1 |
| 3/10 | vs. Bucknell | L | 1-8 |
| 3/10 | vs. Vermont | W | 14-3 |
| 3/11 | vs. Illinois State | L | 2-3 |
| 3/13 | vs. Akron | L | 4-10 |
| 3/14 | vs. Illinois | L | 6-8 |
| 3/15 | vs. UMBC | W | 5-2 |
| 3/21 | AUSTIN PEAY* | W | 2-1 |
| 3/21 | AUSTIN PEAY* | L | 5-7 |
| 3/22 | AUSTIN PEAY* | W | 7-3 |
| 3/25 | LOUISVILLE | L | 6-19 |
| 3/29 | at Morehead State* | L | 2-3 |
| 3/29 | at Morehead State* | W | 6-2 |
| 3/30 | at Morehead State* | W | 17-7 |
| 4/2 | GEORGETOWN | L | 7-12 |
| 4/5 | TENNESSEE TECH* | W | 6-1 |
| 4/6 | TENNESSEE TECH* | L | 4-7 |
| 4/6 | TENNESSEE TECH* | L | 6-7 |
| 4/9 | at Western Kentucky | W | 9-5 |
| 4/12 | at Tennessee-Martin* | W | 6-3 |
| 4/12 | at Tennessee-Martin* | W | 6-0 |
| 4/13 | at Tennessee-Martin* | L | 3-6 |
| 4/15 | MARSHALL | L | 3-9 |
| 4/15 | MARSHALL | L | 2-4 |
| 4/16 | THOMAS MORE | W | 16-6 |
| 4/19 | MURRAY STATE* | L | 0-6 |

| | | | |
|------|------------------------|---|------|
| 4/19 | MURRAY STATE* | L | 3-7 |
| 4/20 | MURRAY STATE* | W | 7-4 |
| 4/22 | BEREA | L | 17-9 |
| 4/23 | KENTUCKY STATE | W | 14-0 |
| 4/23 | KENTUCKY STATE | W | 15-2 |
| 4/26 | at Jacksonville State* | L | 2-3 |
| 4/26 | at Jacksonville State* | L | 5-7 |
| 4/27 | at Jacksonville State* | L | 3-5 |
| 4/29 | MIAMI (OHIO) | W | 9-7 |
| 4/30 | at Miami (Ohio) | L | 6-14 |
| 5/3 | SAMFORD* | W | 10-0 |
| 5/4 | SAMFORD* | L | 3-4 |
| 5/4 | SAMFORD* | L | 9-14 |
| 5/10 | at Southeast Missouri* | L | 4-5 |
| 5/10 | at Southeast Missouri* | W | 3-1 |
| 5/11 | at Southeast Missouri* | L | 7-8 |
| 5/13 | at Dayton | W | 10-4 |
| 5/16 | EASTERN ILLINOIS* | W | 5-4 |
| 5/16 | EASTERN ILLINOIS* | W | 4-3 |
| 5/17 | EASTERN ILLINOIS* | W | 7-2 |

2009 (Jason Stein)
Record: 27-24 (10-13 OVC)

| | | | |
|------|------------------------|---|-------|
| 2/21 | OAKLAND | L | 6-17 |
| 2/25 | at Louisville | L | 8-9 |
| 2/27 | IPFW | W | 15-8 |
| 2/28 | BUFFALO | W | 13-2 |
| 3/3 | LOUISVILLE | W | 7-5 |
| 3/4 | at Kentucky | L | 8-9 |
| 3/8 | vs. Bowling Green | L | 4-8 |
| 3/9 | vs. Sacred Heart | L | 1-6 |
| 3/10 | vs. Bucknell | W | 9-8 |
| 3/11 | vs. Vermont | W | 9-6 |
| 3/13 | vs. Connecticut | W | 8-4 |
| 3/14 | vs. Toledo | W | 10-5 |
| 3/18 | WESTERN KENTUCKY | W | 8-7 |
| 3/18 | BEREA COLLEGE | W | 32-4 |
| 3/21 | at Austin Peay* | L | 1-2 |
| 3/21 | at Austin Peay* | W | 10-7 |
| 3/22 | at Austin Peay* | W | 11-6 |
| 3/24 | at Ohio | L | 3-6 |
| 3/25 | MARSHALL | W | 10-7 |
| 3/28 | MOREHEAD STATE* | W | 6-3 |
| 3/28 | MOREHEAD STATE* | L | 3-7 |
| 3/29 | MOREHEAD STATE* | W | 25-6 |
| 3/31 | MIAMI (OHIO) | W | 9-6 |
| 4/1 | KENTUCKY STATE | W | 49-1 |
| 4/4 | TENNESSEE-MARTIN* | L | 12-7 |
| 4/4 | TENNESSEE-MARTIN* | W | 4-2 |
| 4/5 | TENNESSEE-MARTIN* | L | 9-10 |
| 4/8 | at Western Carolina | L | 23-24 |
| 4/10 | at Tennessee Tech* | L | 4-10 |
| 4/11 | at Tennessee Tech* | L | 2-8 |
| 4/11 | at Tennessee Tech* | L | 3-4 |
| 4/14 | GEORGETOWN COLLEGE | W | 9-8 |
| 4/15 | at Marshall | L | 1-5 |
| 4/18 | MURRAY STATE* | L | 7-10 |
| 4/18 | MURRAY STATE* | L | 1-8 |
| 4/21 | XAVIER | W | 11-6 |
| 4/22 | at Western Kentucky | L | 9-11 |
| 4/25 | at Jacksonville State* | L | 3-13 |
| 4/25 | at Jacksonville State* | L | 3-14 |
| 4/26 | at Jacksonville State* | W | 9-3 |



| | | | |
|------|----------------------|---|-------|
| 4/29 | at Miami (Ohio) | L | 7-8 |
| 5/1 | CHICAGO STATE | W | 15-3 |
| 5/2 | CHICAGO STATE | W | 15-0 |
| 5/2 | CHICAGO STATE | W | 10-1 |
| 5/8 | SOUTHEAST MISSOURI* | W | 14-13 |
| 5/9 | SOUTHEAST MISSOURI* | L | 2-12 |
| 5/10 | SOUTHEAST MISSOURI* | W | 11-10 |
| 5/12 | DAYTON | L | 5-12 |
| 5/15 | at Eastern Illinois* | L | 4-14 |
| 5/15 | at Eastern Illinois* | W | 5-4 |
| 5/16 | at Eastern Illinois* | L | 5-11 |

2010 (Jason Stein)**Record: 28-27 (9-12 OVC)**

| | | | |
|------|------------------------|---|-------|
| 2/26 | at Western Carolina | L | 4-11 |
| 2/27 | at Western Carolina | W | 12-9 |
| 2/28 | at Western Carolina | L | 4-5 |
| 3/3 | at Tennessee | W | 8-7 |
| 3/5 | at Presbyterian | L | 7-8 |
| 3/6 | at Presbyterian | W | 10-8 |
| 3/7 | at Presbyterian | W | 9-4 |
| 3/9 | at UNC Greensboro | W | 9-6 |
| 3/10 | at North Carolina A&T | W | 4-1 |
| 3/12 | at High Point | L | 16-25 |
| 3/13 | at High Point | L | 4-6 |
| 3/14 | at High Point | L | 5-16 |
| 3/16 | PURDUE | W | 5-2 |
| 3/17 | PURDUE | L | 3-7 |
| 3/19 | BOWLING GREEN | L | 9-11 |
| 3/20 | BOWLING GREEN | L | 10-19 |
| 3/20 | BOWLING GREEN | L | 6-7 |
| 3/23 | MIAMI (OHIO) | W | 7-3 |
| 3/24 | at Miami (Ohio) | L | 3-11 |
| 3/27 | EASTERN ILLINOIS* | W | 1-0 |
| 3/27 | EASTERN ILLINOIS* | W | 6-3 |
| 3/28 | EASTERN ILLINOIS* | W | 7-6 |
| 3/31 | MARSHALL | W | 10-6 |
| 4/2 | at Southeast Missouri* | L | 9-17 |
| 4/2 | at Southeast Missouri* | L | 4-7 |
| 4/3 | at Southeast Missouri* | L | 7-8 |
| 4/6 | at East Tennessee | W | 20-16 |
| 4/7 | at East Tennessee | W | 7-6 |
| 4/10 | AUSTIN PEAY* | W | 10-1 |
| 4/10 | AUSTIN PEAY* | W | 8-4 |
| 4/11 | AUSTIN PEAY* | W | 15-12 |
| 4/13 | vs West Virginia | L | 11-13 |
| 4/14 | at Marshall | W | 10-0 |
| 4/17 | at Morehead State* | L | 8-20 |
| 4/17 | at Morehead State* | L | 4-16 |
| 4/18 | at Morehead State* | L | 11-21 |
| 4/20 | CUMBERLANDS | W | 15-2 |
| 4/24 | at Tennessee-Martin* | L | 9-18 |
| 4/25 | at Tennessee-Martin* | W | 7-3 |
| 4/25 | at Tennessee-Martin* | W | 7-4 |
| 5/5 | OHIO | W | 11-10 |
| 5/8 | at Murray State* | L | 1-8 |
| 5/8 | at Murray State* | L | 8-9 |
| 5/9 | at Murray State* | L | 5-18 |
| 5/11 | at Dayton | W | 7-5 |
| 5/15 | JACKSONVILLE STATE* | W | 4-2 |
| 5/15 | JACKSONVILLE STATE* | L | 2-3 |
| 5/16 | JACKSONVILLE STATE* | L | 3-11 |
| 5/18 | at Louisville | L | 3-14 |

| | | | |
|--|-------------------|---|------|
| 5/21 | SIU EDWARDSVILLE | W | 4-1 |
| 5/21 | SIU EDWARDSVILLE | W | 4-1 |
| 5/22 | SIU EDWARDSVILLE | W | 8-7 |
| OVC Tournament (Jackson, Tenn.) | | | |
| 5/26 | at Murray State | W | 4-3 |
| 5/27 | vs Tennessee Tech | L | 4-7 |
| 5/28 | vs Murray State | L | 2-10 |

2011 (Jason Stein)**Record: 21-36 (11-13 OVC)**

| | | | |
|------|------------------------|---|------|
| 2/18 | at Pepperdine | L | 2-9 |
| 2/19 | at Pepperdine | L | 8-9 |
| 2/20 | at Pepperdine | L | 1-3 |
| 2/26 | PENN STATE | L | 1-7 |
| 2/26 | PENN STATE | W | 7-5 |
| 2/27 | PENN STATE | W | 7-6 |
| 3/1 | WESTERN CAROLINA | W | 12-8 |
| 3/2 | WESTERN CAROLINA | L | 0-5 |
| 3/5 | at Memphis | L | 2-11 |
| 3/6 | vs Oral Roberts | L | 1-3 |
| 3/8 | at Kentucky | L | 1-8 |
| 3/12 | UNC ASHEVILLE | W | 10-3 |
| 3/12 | UNC ASHEVILLE | W | 10-6 |
| 3/13 | UNC ASHEVILLE | W | 13-6 |
| 3/16 | at West Virginia | L | 5-8 |
| 3/16 | at West Virginia | L | 2-11 |
| 3/18 | at Indiana State | L | 3-10 |
| 3/19 | at Indiana State | L | 0-1 |
| 3/20 | at Indiana State | L | 5-14 |
| 3/22 | MIAMI (OHIO) | L | 3-6 |
| 3/23 | at Miami (Ohio) | L | 3-6 |
| 3/26 | at Eastern Illinois* | W | 9-7 |
| 3/27 | at Eastern Illinois* | L | 1-8 |
| 3/27 | at Eastern Illinois* | L | 4-5 |
| 3/29 | vs Marshall | L | 5-8 |
| 4/2 | SOUTHEAST MISSOURI* | L | 6-7 |
| 4/2 | SOUTHEAST MISSOURI* | L | 6-13 |
| 4/3 | SOUTHEAST MISSOURI* | W | 11-5 |
| 4/5 | MARSHALL | W | 9-6 |
| 4/9 | at Austin Peay* | L | 4-7 |
| 4/9 | at Austin Peay* | W | 8-5 |
| 4/10 | at Austin Peay* | L | 6-8 |
| 4/13 | at Ohio | W | 5-4 |
| 4/16 | MOREHEAD STATE* | W | 4-3 |
| 4/16 | MOREHEAD STATE* | W | 12-2 |
| 4/17 | MOREHEAD STATE* | W | 5-0 |
| 4/19 | at Marshall | L | 2-4 |
| 4/22 | TENNESSEE-MARTIN* | L | 2-11 |
| 4/22 | TENNESSEE-MARTIN* | L | 3-5 |
| 4/23 | TENNESSEE-MARTIN* | L | 2-4 |
| 4/26 | EAST TENNESSEE | L | 7-18 |
| 4/30 | at Tennessee Tech* | L | 3-10 |
| 4/30 | at Tennessee Tech* | L | 4-10 |
| 5/1 | at Tennessee Tech* | W | 7-3 |
| 5/4 | WESTERN KENTUCKY | W | 5-4 |
| 5/7 | MURRAY STATE | W | 5-3 |
| 5/7 | MURRAY STATE | W | 9-4 |
| 5/8 | MURRAY STATE | W | 5-1 |
| 5/14 | at Jacksonville State* | W | 4-1 |
| 5/14 | at Jacksonville State* | L | 1-2 |
| 5/15 | at Jacksonville State* | L | 6-13 |

| | | | |
|--|---------------------|---|------|
| 5/17 | DAYTON | W | 10-5 |
| 5/20 | at SIU Edwardsville | L | 1-2 |
| 5/20 | at SIU Edwardsville | L | 1-5 |
| 5/21 | at SIU Edwardsville | L | 1-4 |
| OVC Tournament (Jackson, Tenn.) | | | |
| 5/25 | vs Tennessee Tech | L | 5-6 |
| 5/26 | vs Tennessee-Martin | L | 2-6 |

2012 (Jason Stein)**Record: 31-23 (19-7 OVC)**

| | | | |
|------|------------------------|---|-------|
| 2/17 | at East Tennessee | L | 3-8 |
| 2/18 | at East Tennessee | W | 7-6 |
| 2/18 | at East Tennessee | W | 8-2 |
| 2/22 | at Louisville | L | 2-7 |
| 2/24 | at USC Upstate | L | 6-12 |
| 2/25 | at USC Upstate | L | 4-6 |
| 2/26 | at USC Upstate | L | 0-4 |
| 3/3 | INDIANA STATE | L | 6-13 |
| 3/3 | INDIANA STATE | W | 11-10 |
| 3/4 | INDIANA STATE | L | 10-11 |
| 3/6 | at UNCG | L | 5-7 |
| 3/7 | at UNCG | W | 6-5 |
| 3/9 | at Wofford | W | 8-3 |
| 3/10 | at Wofford | L | 5-6 |
| 3/11 | at Wofford | W | 10-2 |
| 3/16 | BOWLING GREEN STATE | W | 10-8 |
| 3/17 | BOWLING GREEN STATE | L | 2-22 |
| 3/18 | BOWLING GREEN STATE | L | 4-8 |
| 3/20 | INDIANA | L | 4-6 |
| 3/21 | at Indiana | L | 5-11 |
| 3/23 | JACKSONVILLE STATE* | L | 2-4 |
| 3/24 | JACKSONVILLE STATE* | L | 1-4 |
| 3/25 | JACKSONVILLE STATE* | W | 3-2 |
| 3/27 | MARSHALL | W | 10-3 |
| 3/30 | SIU EDWARDSVILLE* | W | 8-1 |
| 3/31 | SIU EDWARDSVILLE* | W | 8-2 |
| 4/1 | SIU EDWARDSVILLE* | W | 15-11 |
| 4/5 | at Southeast Missouri* | W | 9-1 |
| 4/6 | at Southeast Missouri* | W | 9-6 |
| 4/7 | at Southeast Missouri* | L | 7-9 |
| 4/13 | EASTERN ILLINOIS* | W | 5-4 |
| 4/14 | EASTERN ILLINOIS* | W | 9-2 |
| 4/15 | EASTERN ILLINOIS* | L | 7-9 |
| 4/20 | AUSTIN PEAY* | L | 9-10 |
| 4/21 | AUSTIN PEAY* | W | 7-6 |
| 4/22 | AUSTIN PEAY* | L | 2-18 |
| 4/24 | OHIO | W | 12-1 |
| 4/25 | at Marshall | W | 12-4 |
| 4/27 | at Morehead State* | W | 6-4 |
| 4/28 | at Morehead State* | W | 4-3 |
| 4/29 | at Morehead State* | W | 9-1 |
| 5/4 | at Tennessee-Martin* | L | 7-11 |
| 5/5 | at Tennessee-Martin* | W | 16-3 |
| 5/6 | at Tennessee-Martin* | W | 8-7 |
| 5/8 | at Dayton | W | 10-3 |
| 5/9 | MARSHALL | W | 6-4 |
| 5/11 | TENNESSEE TECH* | W | 6-5 |
| 5/12 | TENNESSEE TECH* | W | 4-0 |
| 5/15 | at Western Kentucky | L | 7-11 |
| 5/17 | at Murray State* | W | 5-4 |
| 5/18 | at Murray State* | W | 9-2 |

| | | | |
|-----------------------|------------------------|---|------|
| 5/19 | at Murray State* | W | 7-1 |
| OVC Tournament | | | |
| 5/24 | vs. Eastern Illinois | L | 2-11 |
| 5/25 | vs. Jacksonville State | L | 4-9 |

2013 (Jason Stein)**Record: 23-34 (16-13 OVC)**

| | | | |
|--|------------------------|---|-------|
| 2/15 | at Charleston Southern | L | 4-17 |
| 2/16 | at Charleston Southern | W | 5-1 |
| 2/17 | at Charleston Southern | L | 5-6 |
| 2/20 | at #4 Louisville | L | 6-17 |
| 2/23 | vs. Army | W | 8-6 |
| 2/24 | at Winthrop | W | 7-6 |
| 2/27 | at #8 Kentucky | L | 2-6 |
| 3/5 | at West Virginia | L | 1-2 |
| 3/8 | TENNESSEE TECH* | L | 1-5 |
| 3/9 | TENNESSEE TECH* | W | 18-7 |
| 3/10 | TENNESSEE TECH* | L | 4-5 |
| 3/12 | at Furman | L | 3-7 |
| 3/13 | at Western Carolina | L | 7-11 |
| 3/15 | at Southeast Missouri* | L | 6-8 |
| 3/16 | at Southeast Missouri* | L | 3-5 |
| 3/16 | at Southeast Missouri* | W | 7-1 |
| 3/22 | BELMONT* | L | 1-14 |
| 3/23 | BELMONT* | L | 0-1 |
| 3/23 | BELMONT* | L | 6-13 |
| 3/26 | WEST VIRGINIA | L | 9-16 |
| 3/28 | at Southern Illinois | L | 2-6 |
| 3/29 | at Southern Illinois | L | 3-4 |
| 3/30 | at Southern Illinois | L | 1-4 |
| 4/2 | APPALACHIAN STATE | L | 6-9 |
| 4/3 | MARSHALL | W | 10-3 |
| 4/5 | at Morehead State* | W | 5-4 |
| 4/6 | at Morehead State* | W | 18-6 |
| 4/7 | at Morehead State* | W | 30-14 |
| 4/10 | at Ohio | L | 3-10 |
| 4/12 | TENNESSEE-MARTIN* | W | 30-4 |
| 4/13 | TENNESSEE-MARTIN* | W | 7-3 |
| 4/14 | TENNESSEE-MARTIN* | L | 1-5 |
| 4/16 | MIAMI (OHIO) | L | 2-19 |
| 4/17 | at Miami (Ohio) | L | 5-6 |
| 4/19 | at SIU Edwardsville* | W | 5-2 |
| 4/20 | at SIU Edwardsville* | W | 7-5 |
| 4/21 | at SIU Edwardsville* | W | 6-2 |
| 4/23 | at #17 Indiana | L | 2-5 |
| 4/26 | AUSTIN PEAY* | W | 2-1 |
| 4/26 | AUSTIN PEAY* | L | 8-10 |
| 4/27 | AUSTIN PEAY* | L | 6-9 |
| 5/1 | vs. Marshall | L | 4-7 |
| 5/3 | at Eastern Illinois* | W | 4-0 |
| 5/5 | at Eastern Illinois* | W | 10-6 |
| 5/7 | #10 LOUISVILLE | L | 0-4 |
| 5/11 | JACKSONVILLE STATE* | L | 4-9 |
| 5/11 | JACKSONVILLE STATE* | L | 9-10 |
| 5/12 | JACKSONVILLE STATE* | W | 14-6 |
| 5/14 | DAYTON | L | 11-14 |
| 5/16 | at Murray State* | W | 3-1 |
| 5/17 | at Murray State* | W | 9-7 |
| 5/18 | at Murray State* | L | 8-9 |
| OVC Tournament (Jackson, Tenn.) | | | |
| 5/22 | vs. Jacksonville State | W | 11-2 |

| | | | |
|------|------------------------|---|------|
| 5/23 | vs. #26 Austin Peay | L | 4-13 |
| 5/24 | vs. Southeast Missouri | W | 12-9 |
| 5/25 | vs. Tennessee Tech | W | 6-4 |
| 5/25 | vs. #26 Austin Peay | L | 3-6 |

2014 (Jason Stein)
Record: 24-31 (12-18 OVC)

| | | | |
|------|------------------------|---|-------|
| 2/14 | at Alabama State | W | 8-2 |
| 2/15 | at Alabama State | L | 2-8 |
| 2/16 | at Alabama State | L | 3-11 |
| 2/19 | at #7 Louisville | L | 1-13 |
| 2/21 | at #5 South Carolina | L | 0-4 |
| 2/22 | at #5 South Carolina | L | 0-2 |
| 2/23 | at #5 South Carolina | L | 0-6 |
| 2/28 | at UNC Asheville | W | 3-1 |
| 3/1 | at UNC Asheville | W | 5-2 |
| 3/2 | at UNC Asheville | W | 11-4 |
| 3/5 | at East Tennessee | L | 3-4 |
| 3/7 | at Tennessee Tech* | L | 1-11 |
| 3/8 | at Tennessee Tech* | L | 0-4 |
| 3/9 | at Tennessee Tech* | L | 8-5 |
| 3/11 | vs. Youngstown State | W | 19-14 |
| 3/12 | YOUNGSTOWN STATE | W | 18-9 |
| 3/14 | SOUTHEAST MISSOURI* | L | 8-15 |
| 3/15 | SOUTHEAST MISSOURI* | L | 11-13 |
| 3/15 | SOUTHEAST MISSOURI* | L | 4-9 |
| 3/18 | EAST TENNESSEE | W | 4-3 |
| 3/19 | NORTHERN KENTUCKY | L | 11-13 |
| 3/21 | at Belmont* | W | 12-6 |
| 3/22 | at Belmont* | W | 3-1 |
| 3/23 | at Belmont* | W | 10-2 |
| 3/28 | at Evansville | L | 2-8 |
| 3/29 | at Evansville | L | 1-12 |
| 3/30 | at Evansville | W | 3-2 |
| 4/2 | MARSHALL | W | 4-1 |
| 4/4 | MOREHEAD STATE* | L | 3-4 |
| 4/5 | MOREHEAD STATE* | L | 4-6 |
| 4/6 | MOREHEAD STATE* | W | 9-6 |
| 4/8 | at Marshall | L | 3-7 |
| 4/9 | at Northern Kentucky | W | 9-6 |
| 4/11 | at Tennessee-Martin* | W | 9-1 |
| 4/12 | at Tennessee-Martin* | W | 18-13 |
| 4/13 | at Tennessee-Martin* | L | 4-9 |
| 4/16 | MIAMI (OHIO) | L | 3-6 |
| 4/17 | SIU EDWARDSVILLE* | L | 2-4 |
| 4/18 | SIU EDWARDSVILLE* | W | 9-8 |
| 4/19 | SIU EDWARDSVILLE* | W | 8-3 |
| 4/23 | at Miami (Ohio) | W | 7-5 |
| 4/25 | at Austin Peay* | L | 5-6 |
| 4/26 | at Austin Peay* | L | 9-13 |
| 4/27 | at Austin Peay* | W | 7-6 |
| 5/2 | EASTERN ILLINOIS* | L | 6-10 |
| 5/3 | EASTERN ILLINOIS* | L | 3-15 |
| 5/4 | EASTERN ILLINOIS* | W | 17-11 |
| 5/6 | TOLEDO | L | 4-8 |
| 5/10 | at Jacksonville State* | L | 1-10 |
| 5/10 | at Jacksonville State* | L | 2-3 |
| 5/11 | at Jacksonville State* | L | 0-5 |
| 5/13 | OHIO | W | 8-7 |
| 5/15 | MURRAY STATE* | L | 1-6 |
| 5/16 | MURRAY STATE* | L | 3-8 |
| 5/17 | MURRAY STATE* | W | 14-1 |

2015 (Jason Stein)
Record: 21-29 (12-17 OVC)

| | | | |
|------|-------------------------|---|-------|
| 2/13 | at East Tennessee | L | 3-7 |
| 2/14 | at East Tennessee | L | 2-12 |
| 2/20 | vs. Southern Illinois | L | 1-4 |
| 2/21 | vs. Southern Illinois | W | 5-4 |
| 2/21 | vs. Southern Illinois | W | 4-3 |
| 2/22 | vs. Southern Illinois | W | 5-2 |
| 2/25 | at #12 Louisville | L | 2-5 |
| 2/27 | vs. Bowling Green | L | 10-13 |
| 2/27 | vs. Bowling Green | W | 5-4 |
| 2/28 | vs. Bowling Green | L | 5-15 |
| 3/3 | at #11 Louisville | L | 6-7 |
| 3/8 | vs. Southeast Missouri* | W | 5-1 |
| 3/8 | vs. Southeast Missouri* | L | 6-12 |
| 3/9 | vs. Southeast Missouri* | L | 1-13 |
| 3/15 | BELMONT* | L | 4-11 |
| 3/15 | BELMONT* | L | 3-8 |
| 3/17 | MARSHALL | W | 8-4 |
| 3/20 | at Illinois State | L | 2-8 |
| 3/21 | at Illinois State | L | 4-16 |
| 3/22 | at Illinois State | L | 3-7 |
| 3/27 | at Morehead State* | W | 11-10 |
| 3/28 | at Morehead State* | L | 10-11 |
| 3/29 | at Morehead State* | L | 6-20 |
| 3/31 | NORTHERN KENTUCKY | W | 15-4 |
| 4/2 | TENNESSEE-MARTIN* | W | 10-6 |
| 4/4 | TENNESSEE-MARTIN* | W | 9-2 |
| 4/4 | TENNESSEE-MARTIN* | L | 3-7 |
| 4/8 | at Northern Kentucky | L | 2-5 |
| 4/10 | at SIU Edwardsville* | L | 3-4 |
| 4/11 | at SIU Edwardsville* | W | 6-5 |
| 4/12 | at SIU Edwardsville* | L | 3-10 |
| 4/15 | MOREHEAD STATE | W | 4-2 |
| 4/17 | AUSTIN PEAY* | L | 3-17 |
| 4/18 | AUSTIN PEAY* | W | 8-5 |
| 4/18 | AUSTIN PEAY* | W | 9-8 |
| 4/21 | at Ohio | L | 0-6 |
| 4/24 | at Eastern Illinois* | L | 5-9 |
| 4/26 | at Eastern Illinois* | W | 12-4 |
| 4/26 | at Eastern Illinois* | L | 5-13 |
| 4/28 | MIAMI (OHIO) | W | 8-6 |
| 4/29 | at Miami (Ohio) | W | 6-5 |
| 5/1 | JACKSONVILLE STATE* | L | 5-7 |
| 5/2 | JACKSONVILLE STATE* | L | 2-5 |
| 5/3 | JACKSONVILLE STATE* | L | 13-16 |
| 5/8 | at Murray State* | W | 6-4 |
| 5/9 | at Murray State* | W | 9-6 |
| 5/10 | at Murray State* | L | 10-13 |
| 5/14 | TENNESSEE TECH* | W | 5-4 |
| 5/15 | TENNESSEE TECH* | W | 12-10 |
| 5/16 | TENNESSEE TECH* | L | 2-10 |

2016 (Edwin Thompson)
Record: 24-31 (13-17 OVC)

| | | | |
|------|--------------------------|---|------|
| 2/19 | at Lipscomb | W | 13-7 |
| 2/20 | at Lipscomb | L | 2-4 |
| 2/21 | at Lipscomb | L | 2-3 |
| 2/23 | at #2 Louisville | L | 2-14 |
| 2/26 | at Virginia Commonwealth | W | 12-2 |
| 2/27 | at UNC Wilmington | L | 7-10 |

| | | | |
|------|--------------------------|---|-------|
| 2/27 | at South Dakota State | W | 10-1 |
| 2/28 | at South Dakota State | W | 6-4 |
| 3/4 | MD. EASTERN SHORE | W | 17-1 |
| 3/5 | MD. EASTERN SHORE | W | 20-2 |
| 3/5 | MD. EASTERN SHORE | L | 4-5 |
| 3/6 | MD. EASTERN SHORE | W | 14-3 |
| 3/11 | SOUTHEAST MISSOURI* | L | 1-2 |
| 3/12 | SOUTHEAST MISSOURI* | L | 3-7 |
| 3/12 | SOUTHEAST MISSOURI* | L | 1-4 |
| 3/15 | at #13 Mississippi State | W | 16-12 |
| 3/16 | at Alabama A&M | W | 11-6 |
| 3/18 | at Belmont* | W | 2-1 |
| 3/19 | at Belmont* | L | 5-6 |
| 3/20 | at Belmont* | L | 5-6 |
| 3/22 | at Marshall | L | 4-5 |
| 3/25 | EVANSVILLE | L | 0-4 |
| 3/26 | EVANSVILLE | L | 2-10 |
| 3/26 | EVANSVILLE | W | 6-5 |
| 3/29 | at Dayton | L | 2-5 |
| 4/1 | MOREHEAD STATE* | W | 8-6 |
| 4/2 | MOREHEAD STATE* | W | 19-3 |
| 4/3 | MOREHEAD STATE* | L | 2-16 |
| 4/5 | OHIO | L | 4-10 |
| 4/8 | at Tennessee-Martin* | L | 6-20 |
| 4/9 | at Tennessee-Martin* | W | 5-4 |
| 4/10 | at Tennessee-Martin* | W | 16-1 |
| 4/13 | ALABAMA A&M | L | 1-3 |
| 4/15 | SIU EDWARDSVILLE* | W | 8-4 |
| 4/16 | SIU EDWARDSVILLE* | L | 3-7 |
| 4/17 | SIU EDWARDSVILLE* | W | 12-1 |
| 4/19 | at Marshall | L | 0-6 |
| 4/20 | EAST TENNESSEE | L | 8-17 |
| 4/22 | at Austin Peay* | L | 1-10 |
| 4/23 | at Austin Peay* | L | 3-4 |
| 4/24 | at Austin Peay* | L | 4-14 |
| 4/26 | at Tennessee | L | 3-4 |
| 4/29 | EASTERN ILLINOIS* | W | 9-3 |
| 4/29 | EASTERN ILLINOIS* | W | 7-5 |
| 4/30 | EASTERN ILLINOIS* | W | 8-7 |
| 5/3 | at #28 Kentucky | W | 5-4 |
| 5/6 | at Jacksonville State* | W | 19-13 |
| 5/7 | at Jacksonville State* | L | 3-9 |
| 5/8 | at Jacksonville State* | W | 7-5 |
| 5/13 | MURRAY STATE* | L | 6-8 |
| 5/14 | MURRAY STATE* | W | 8-3 |
| 5/15 | MURRAY STATE* | L | 5-14 |
| 5/19 | at Tennessee Tech* | L | 6-7 |
| 5/19 | at Tennessee Tech* | L | 4-7 |
| 5/21 | at Tennessee Tech* | L | 5-7 |

2017 (Edwin Thompson)
Record: 24-32 (10-20 OVC)

| | | | |
|------|-----------------------|---|-------|
| 2/17 | at #7 Arizona | L | 0-6 |
| 2/18 | at #7 Arizona | L | 13-16 |
| 2/19 | at #7 Arizona | L | 4-18 |
| 2/20 | at #7 Arizona | L | 8-9 |
| 2/22 | at #6 Louisville | L | 3-19 |
| 2/24 | vs. Oakland# | W | 3-2 |
| 2/25 | vs. Oakland# | W | 2-1 |
| 2/26 | vs. Oakland# | W | 9-4 |
| 2/28 | at Kentucky | L | 0-12 |
| 3/3 | vs. Youngstown State# | W | 11-0 |
| 3/4 | YOUNGSTOWN STATE | W | 8-3 |

| | | | |
|------|------------------------|---|-------|
| 3/5 | YOUNGSTOWN STATE | W | 11-6 |
| 3/8 | WESTERN KENTUCKY | W | 16-15 |
| 3/9 | BELMONT* | W | 6-2 |
| 3/10 | BELMONT* | L | 3-7 |
| 3/10 | BELMONT* | L | 0-2 |
| 3/14 | ALABAMA A&M | W | 16-6 |
| 3/15 | ALABAMA A&M | W | 19-0 |
| 3/17 | CHICAGO STATE | L | 10-24 |
| 3/18 | CHICAGO STATE | W | 15-9 |
| 3/19 | CHICAGO STATE | W | 10-3 |
| 3/21 | NORTHERN KENTUCKY | W | 10-8 |
| 3/24 | at Morehead State* | L | 9-15 |
| 3/25 | at Morehead State | L | 6-9 |
| 3/25 | at Morehead State | L | 7-18 |
| 3/28 | at Marshall | W | 6-3 |
| 3/31 | UT MARTIN* | W | 3-2 |
| 4/1 | UT MARTIN* | W | 11-3 |
| 4/2 | UT MARTIN* | W | 3-0 |
| 4/4 | at Northern Kentucky | W | 6-5 |
| 4/7 | SIU Edwardsville* | L | 2-11 |
| 4/8 | SIU Edwardsville* | L | 2-11 |
| 4/9 | SIU Edwardsville* | W | 17-9 |
| 4/13 | AUSTIN PEAY* | W | 5-4 |
| 4/14 | AUSTIN PEAY* | W | 7-6 |
| 4/15 | AUSTIN PEAY* | L | 10-14 |
| 4/18 | DAYTON | L | 2-3 |
| 4/21 | at Eastern Illinois* | L | 11-13 |
| 4/22 | at Eastern Illinois* | L | 5-16 |
| 4/23 | at Eastern Illinois* | L | 9-11 |
| 4/25 | #2 LOUISVILLE | L | 4-14 |
| 4/28 | JACKSONVILLE STATE* | L | 1-3 |
| 4/29 | JACKSONVILLE STATE* | L | 4-5 |
| 4/30 | JACKSONVILLE STATE* | W | 10-7 |
| 5/2 | at Western Kentucky | L | 3-14 |
| 5/5 | at MURRAY STATE* | L | 11-17 |
| 5/6 | at MURRAY STATE* | L | 4-8 |
| 5/7 | at MURRAY STATE* | W | 10-4 |
| 5/10 | TENNESSEE | L | 6-7 |
| 5/12 | TENNESSEE TECH | W | 12-8 |
| 5/13 | TENNESSEE TECH | L | 2-9 |
| 5/14 | TENNESSEE TECH | L | 4-8 |
| 5/16 | at Missouri | L | 4-13 |
| 5/18 | at Southeast Missouri* | L | 6-14 |
| 5/19 | at Southeast Missouri* | L | 4-8 |
| 5/20 | at Southeast Missouri* | L | 3-16 |

2018 (Edwin Thompson)
Record: 30-31 (15-15 OVC)

| | | | |
|------|-------------------------|---|------|
| 2/16 | at UNC Wilmington | L | 4-5 |
| 2/17 | vs. Lehigh | L | 4-5 |
| 2/18 | vs. Butler | L | 5-6 |
| 2/20 | at #13 Louisville | L | 2-4 |
| 2/23 | at #15 Virginia | W | 7-6 |
| 2/24 | at #15 Virginia | L | 3-12 |
| 2/25 | at #15 Virginia | L | 1-13 |
| 2/28 | BOWLING GREEN | W | 9-0 |
| 3/2 | COPPIN STATE | W | 14-4 |
| 3/3 | COPPIN STATE | W | 15-1 |
| 3/4 | COPPIN STATE | W | 10-8 |
| 3/6 | at #5 Kentucky | L | 5-16 |
| 3/7 | at East Tennessee State | L | 7-12 |
| 3/9 | at Belmont* | L | 5-15 |

- Lexington, Ky.



| | | | | | | | | | | | |
|--|------------------------|------|-------|--------------------------------------|------------------------|-------|-------|------|----------------------|---|------|
| 3/10 | at Belmont* | L | 4-6 | 3/9 | OAKLAND | W | 11-6 | 3/1 | SIENA COLLEGE | W | 8-3 |
| 3/11 | at Belmont* | L | 2-3 | 3/10 | OAKLAND | W | 16-10 | 3/1 | SIENA COLLEGE | W | 11-2 |
| 3/13 | at Western Kentucky | W | 7-5 | 3/10 | OAKLAND | W | 2-1 | 3/6 | NORFOLK STATE | W | 14-2 |
| 3/14 | at #11 Vanderbilt | W | 6-5 | 3/13 | KENTUCKY STATE | W | 9-3 | 3/7 | NORFOLK STATE | W | 6-0 |
| 3/16 | at Mercer | L | 9-14 | 3/15 | at Morehead State* | L | 2-7 | 3/8 | NORFOLK STATE | W | 13-7 |
| 3/17 | at Mercer | L | 3-10 | 3/16 | at Morehead State* | L | 5-7 | 3/11 | at Northern Kentucky | W | 9-5 |
| 3/18 | at Mercer | L | 4-5 | 3/17 | at Morehead State* | L | 4-15 | | | | |
| 3/23 | MOREHEAD STATE* | W | 10-4 | 3/19 | #4 LOUISVILLE | L | 8-12 | | | | |
| 3/23 | MOREHEAD STATE* | L | 2-10 | 3/20 | MIAMI (OHIO) | L | 4-8 | | | | |
| 3/25 | MOREHEAD STATE* | W | 4-3 | 3/22 | TENNESSEE-MARTIN* | W | 21-6 | | | | |
| 3/27 | WESTERN KENTUCKY | L | 9-13 | 3/23 | TENNESSEE-MARTIN* | W | 14-4 | | | | |
| 3/29 | at UT Martin* | W | 5-3 | 3/24 | TENNESSEE-MARTIN* | W | 8-5 | | | | |
| 3/30 | at UT Martin* | W | 9-4 | 3/26 | WESTERN KENTUCKY | L | 9-12 | | | | |
| 3/31 | at UT Martin* | W | 7-6 | 3/27 | DAYTON | L | 5-17 | | | | |
| 4/3 | XAVIER | L | 14-22 | 3/29 | at SIU Edwardsville* | W | 12-9 | | | | |
| 4/6 | SIU EDWARDSVILLE | W | 15-3 | 3/30 | at SIU Edwardsville* | W | 9-1 | | | | |
| 4/6 | SIU EDWARDSVILLE | W | 10-7 | 3/31 | at SIU Edwardsville* | L | 2-5 | | | | |
| 4/8 | SIU EDWARDSVILLE | W | 11-8 | 4/3 | XAVIER | W | 5-3 | | | | |
| 4/10 | EAST TENNESSEE STATE | W | 9-4 | 4/5 | AUSTIN PEAY* | L | 1-8 | | | | |
| 4/11 | NORTHERN KENTUCKY | L | 6-14 | 4/6 | AUSTIN PEAY* | W | 9-3 | | | | |
| 4/13 | at Austin Peay* | L | 15-18 | 4/6 | AUSTIN PEAY* | W | 11-3 | | | | |
| 4/13 | at Austin Peay* | L | 9-11 | 4/10 | at Northern Kentucky | W | 17-2 | | | | |
| 4/15 | at Austin Peay* | W | 8-5 | 4/12 | at Eastern Illinois* | W | 4-3 | | | | |
| 4/17 | at Dayton | W | 11-6 | 4/13 | at Eastern Illinois* | W | 7-3 | | | | |
| 4/20 | EASTERN ILLINOIS* | W | 7-1 | 4/13 | at Eastern Illinois* | L | 9-10 | | | | |
| 4/21 | EASTERN ILLINOIS* | W | 5-0 | 4/18 | JACKSONVILLE STATE* | L | 3-18 | | | | |
| 4/22 | EASTERN ILLINOIS* | W | 5-4 | 4/19 | JACKSONVILLE STATE* | L | 5-6 | | | | |
| 4/25 | at Xavier | W | 12-8 | 4/20 | JACKSONVILLE STATE* | W | 7-5 | | | | |
| 4/27 | at Jacksonville State* | W | 11-7 | 4/24 | at Cincinnati | L | 2-5 | | | | |
| 4/28 | at Jacksonville State* | L | 1-6 | 4/26 | at Murray State* | L | 5-6 | | | | |
| 4/29 | at Jacksonville State* | W | 9-6 | 4/27 | at Murray State* | L | 7-9 | | | | |
| 5/1 | at Northern Kentucky | W | 12-9 | 4/28 | at Murray State* | L | 7-8 | | | | |
| 5/4 | MURRAY STATE* | W | 7-5 | 4/30 | vs. Northern Kentucky# | W | 11-8 | | | | |
| 5/6 | MURRAY STATE* | L | 6-7 | 5/3 | TENNESSEE TECH* | L | 8-13 | | | | |
| 5/6 | MURRAY STATE* | L | 10-11 | 5/4 | TENNESSEE TECH* | W | 9-3 | | | | |
| 5/11 | at #19 Tennessee Tech* | L | 6-12 | 5/5 | TENNESSEE TECH* | W | 8-2 | | | | |
| 5/12 | at #19 Tennessee Tech* | L | 4-5 | 5/10 | at Southeast Missouri* | L(12) | 2-3 | | | | |
| 5/13 | at #19 Tennessee Tech* | L | 5-8 | 5/11 | at Southeast Missouri* | W | 7-5 | | | | |
| 5/15 | WESTERN CAROLINA | W | 10-5 | 5/12 | at Southeast Missouri* | W | 6-3 | | | | |
| 5/17 | SOUTHEAST MISSOURI* | L | 2-7 | 5/14 | vs. Western Carolina% | L | 6-9 | | | | |
| 5/18 | SOUTHEAST MISSOURI* | L | 6-7 | 5/16 | BELMONT* | L | 5-8 | | | | |
| 5/19 | SOUTHEAST MISSOURI* | L | 9-10 | 5/17 | BELMONT* | W | 3-2 | | | | |
| OVC Tournament (Jacksonville, Ala.) | | | | 5/18 | BELMONT* | W(10) | 3-2 | | | | |
| 5/23 | vs. Morehead State | L | 7-12 | OVC Tournament (Marion, Ill.) | | | | | | | |
| 5/23 | vs. Murray State | W | 13-6 | 5/22 | vs. Morehead State | W | 4-1 | | | | |
| 5/24 | vs. Austin Peay | W | 5-1 | 5/23 | vs. Austin Peay | L | 7-9 | | | | |
| 5/25 | vs. Jacksonville State | W | 11-8 | 5/24 | vs. Belmont | W | 15-8 | | | | |
| 5/26 | vs. Morehead State | L | 2-5 | 5/24 | vs. Morehead State | L | 3-11 | | | | |
| 2019 (Edwin Thompson) | | | | @ - New Orleans, La. | | | | | | | |
| Record: 32-27 (16-14 OVC) | | | | & - Dayton, Ohio | | | | | | | |
| 2/15 | vs. Grambling@ | L | 4-7 | # - Lexington, Ky. | | | | | | | |
| 2/16 | vs. Florida A&M@ | W | 11-2 | % - Mason, Ohio | | | | | | | |
| 2/17 | vs. Prairie View A&M@ | W(7) | 11-1 | 2020 (Edwin Thompson) | | | | | | | |
| 2/19 | at #8 Louisville | L | 1-5 | Record: 12-2 (0-0 OVC) | | | | | | | |
| 2/22 | MD. EASTERN SHORE | W | 5-1 | 2/14 | at Presbyterian | W | 10-9 | | | | |
| 2/22 | MD. EASTERN SHORE | W | 16-1 | 2/15 | at Presbyterian | W | 6-4 | | | | |
| 2/23 | vs. Md. Eastern Shore& | W | 6-4 | 2/16 | at Presbyterian | W | 10-4 | | | | |
| 2/24 | vs. Md. Eastern Shore& | W | 27-8 | 2/21 | at #11 LSU | W | 2-0 | | | | |
| 2/26 | at Kentucky | L | 3-7 | 2/22 | at #11 LSU | L | 3-6 | | | | |
| 3/1 | BOSTON COLLEGE | L | 4-6 | 2/23 | at #11 LSU | L | 2-10 | | | | |
| 3/2 | EVANSVILLE | W | 2-0 | 2/28 | SIENA COLLEGE | W | 13-10 | | | | |
| 3/2 | BOSTON COLLEGE | L | 2-13 | 2/29 | SIENA COLLEGE | W | 11-8 | | | | |

| | | | | | | | |
|-------------------------|------------|---------------------------|------------------------|-------------------------|-----------------|--------------------------------|------------|
| -A- | Evansville | 10-12-1 | Maryland Eastern Shore | 7-1 | Siena College | 4-0 | |
| Adrian | 1-0 | Erskine | 4-4 | Maryville (Tenn.) | 1-2 | State Freshman | 1-1 |
| Akron | 29-18 | -F- | Massachusetts | 2-3 | South Carolina | 0-4 | |
| Alabama | 0-1 | Fairfield | 0-2 | Memphis | 0-1 | South Dakota State | 2-0 |
| Alabama A&M | 3-1 | Fairleigh Dickinson | 2-0 | Mercer | 4-5 | Southeast Missouri | 36-47 |
| Alabama State | 1-2 | Flint Community College | 3-0 | Methodist | 0-1 | Southern Illinois | 3-6 |
| Albion | 0-1 | Florida A&M | 1-0 | Miami (Fla.) | 1-3 | Southern Illinois Edwardsville | 20-10 |
| Anderson | 1-0 | Fort Knox | 3-0 | Miami (Ohio) | 9-11 | Stetson | 0-3 |
| Appalachian State | 1-1 | Furman | 8-4-1 | Michigan State | 0-3 | Sue Bennet Memorial | 0-2 |
| Arizona | 0-5 | -G- | Middle Tennessee State | 23-37 | Miligan College | 1-0 | -T- |
| Arkansas | 0-1 | Genesee College | 5-2 | Morehead State | 119-103-1 | Tennessee | 2-14 |
| Arkansas State | 1-3 | George Washington | 1-0 | Mount Vernon Nazarene | 1-0 | Tennessee-Chattanooga | 1-0 |
| Army | 3-1 | Georgetown College | 17-8 | Mississippi | 1-3 | Tennessee-Martin | 54-19 |
| Austin Peay | 51-52 | Georgia | 0-1 | Mississippi State | 1-3 | Tennessee State | 12-2 |
| -B- | | Georgia State | 8-0 | Missouri | 1-3 | Tennessee Tech | 77-73-1 |
| Baldwin-Wallace | 1-0 | Georgia Southern | 4-19 | Missouri Baptist | 1-0 | Thomas Moore | 1-0 |
| Ball State | 5-4 | Georgia Tech | 0-9 | Murray State | 64-58 | Transylvania | 17-3 |
| Bellarmino | 13-5-1 | Grambling | 0-1 | -N- | | Toledo | 2-4 |
| Belmont | 12-18 | -H- | | Nebraska | 1-0 | Tulane | 0-1 |
| Berea | 27-4 | Hanover | 1-1 | Norfolk State | 3-0 | -U- | |
| Bethune-Cookman | 1-0 | Hartford | 0-1 | North Carolina | 0-3 | UAB | 3-1 |
| Birmingham-Southern | 1-3 | High Point | 0-3 | North Carolina A&T | 1-0 | UNC-Ashville | 10-0 |
| Boston College | 0-2 | Hillsdale | 3-2 | North Carolina State | 1-1 | UNC-Greensboro | 2-5 |
| Bowling Green | 8-24 | -I- | | North Carolina-Wesleyan | 0-2 | UNC-Wilmington | 1-9 |
| Bradley | 1-0 | Illinois | 0-2 | Northeastern | 2-0 | Union College | 2-6 |
| Bucknell | 3-1-1 | Illinois State | 0-4 | Northern Illinois | 8-2 | USC Upstate | 0-3 |
| Butler | 0-1 | Indiana | 7-5 | Northern Iowa | 2-1 | -V- | |
| -C- | | Indiana State | 2-11 | Northern Kentucky | 20-13-1 | Valdosta | 0-3 |
| Campbellsville | 10-1 | Iowa | 0-1 | -O- | | Vanderbilt | 2-0 |
| Campbell | 0-1 | IPFW | 5-2 | Oakland (Mich.) | 10-1 | Vermont | 4-1 |
| Carson-Newman | 4-7 | Ithaca | 2-0 | Oglethorpe | 1-1 | Virginia | 1-2 |
| Clemson | 0-2 | IUPUI | 1-0 | Ohio | 8-4 | Virginia Commonwealth | 1-0 |
| Cedarville | 1-0 | -J- | | Ohio Northern | 2-0 | -W- | |
| Central Florida | 0-2 | James Madison | 1-1 | Ohio State | 4-6 | Wagner | 0-1 |
| Central Michigan | 1-2 | Jacksonville | 0-5 | Oklahoma | 0-1 | Wake Forest | 1-1 |
| Centre College | 24-6 | Jacksonville State | 17-32 | Oral Roberts | 0-1 | Wayne | 1-0 |
| (University) Charleston | 1-0 | -K- | | Otterbein | 1-1 | West Virginia | 3-8 |
| Charleston Southern | 1-3 | Kent State | 1-1 | -P- | | Western Carolina | 9-18 |
| Chicago State | 5-1 | Kentucky | 20-43-1 | Penn State | 2-1 | Western Kentucky | 37-49-3 |
| Cincinnati | 25-26 | Kentucky State | 20-9 | Pepperdine | 0-3 | Western Michigan | 0-1 |
| Colgate | 1-0 | Kentucky Wesleyan | 5-5 | Pittsburgh | 2-0 | William and Mary | 2-0 |
| Connecticut | 0-2 | -L- | | Pittsburgh-Johnstown | 2-0 | William Paterson | 1-1 |
| Coppin State | 3-0 | Lehigh | 1-1 | Prairie View A&M | 1-0 | Wilmington | 1-0 |
| Cornell | 0-1 | Liberty | 1-1 | Presbyterian | 5-1 | Winthrop | 3-3 |
| Cumberlands | 23-13 | Lincoln Memorial | 9-6 | Portland State | 0-1 | Wingate | 2-0 |
| -D- | | Lipscomb | 2-3 | Purdue | 1-1 | Wisconsin-Milwaukee | 3-0 |
| Dartmouth | 0-0-1 | Long Island | 2-0 | -R- | | Wittenburg | 1-3 |
| Davidson | 0-1 | Louisiana State | 1-2 | Rhode Island | 0-1 | Wofford | 4-1 |
| Dayton | 13-7-1 | Louisville | 33-56 | Rollins | 1-1 | Wright State | 13-20 |
| Delaware | 1-1 | Loyola-Marymount | 0-1 | -S- | | -X- | |
| Dension | 1-0 | -M- | | Saint Bonaventure | 1-0 | Xavier | 30-31 |
| Detroit | 9-2 | Malone College | 1-0 | St. Francis | 1-0 | -Y- | |
| Detroit Mercy | 4-2 | Marshall | 37-24 | Saint Joseph (Ind.) | 0-1 | Youngstown State | 33-6 |
| Duquesne | 1-0 | Maryland | 3-1 | Saint Xavier | 6-0 | | |
| -E- | | Maryland Baltimore-County | 1-1 | Samford | 14-10 | | |
| East Carolina | 0-2 | | | Shawnee State | 1-0 | | |
| East Tennessee State | 50-32-1 | | | Shorter College | 0-1 | | |
| Eastern Illinois | 40-35 | | | | | | |
| Eastern Michigan | 5-6 | | | | | | |

All-Century Team

The Eastern Kentucky University Department of Athletics unveiled its All-Century Baseball Team in a special ceremony at the annual Diamond Legacy Dinner on on Feb. 5, 2011 in the Keen Johnson Ballroom. Twenty-one of the 29 players and coaches on the team were able to attend the event, while two others were represented by family.

Infielders



*** Frank Borgia (1966-68)

Borgia started at shortstop for Eastern for three seasons and was selected first-team All-OVC twice. He batted .475 in 1968 which still stands as the modern record at Eastern for highest single season batting average. He finished sixth in the nation in batting in 1968 and stole 18 bases in 19 attempts as a freshman in 1966.



*** Jimmy Cain (1967-69)

Cain was a two-year All-OVC third baseman for the Colonels who batted .395 and .400 in those two seasons. His junior year, he finished second in the nation in home runs and runs batted in per game while being named the team's Most Valuable Player. He was also a member of the 1967 OVC championship squad.



*** Lee Chapman (1997-2000)

Chapman started four years for the Colonels at first base and received All-OVC recognition his junior and senior seasons. Still the holder of five Eastern school records, he hit 52 career home runs and knocked in 210 runs at EKU, while stealing 47 bases and collecting a .329 batting average.



*** Clay Elswick (1983-86)

Elswick was a four-year letterman and three-year starter for the Colonels at first base from 1983-86. His senior year, he posted totals of 20 home runs, 82 RBI, a .426 batting average and was selected OVC Player of the Year in leading the Colonels to a third straight NCAA Tournament appearance.



*** Frank Kremblas (1986-89)

Kremblas was a two-time All-OVC performer that played both second base and catcher during his days at Eastern. He batted .381 as a junior with seven home runs, 43 RBI and 21 stolen bases, and he was a 23rd round draft choice of the Cincinnati Reds.



*** Jayson Langfels (2008-10)

Langfels started at third base all three years he played for Eastern and was a first team All-OVC choice the past two years. EKU's all-time leader in triples with 18, he turned in a fantastic 2009 season when he hit .441 with six triples, 12 home runs and 72 RBI. He finished his EKU career with 203 hits, 32 home runs, 161 runs batted in and a .364 batting average. He was drafted by the Colorado Rockies.

*** Arnold Nyulassy (1965-68)

Nyulassy was a three-time All-OVC first baseman who hit .378 as a junior in 1967 and was part of an Eastern infield that turned 38 double plays in 29 games.



Twenty-one of the 29 players and coaches on the All-Century Team gathered at the Keen Johnson Ballroom on Feb. 5, 2011



*** Neil Sellers (2001-04)

Sellers was a three-time All-OVC third baseman and is listed in the EKU record books for RBI, hits, at bats, doubles and home runs. His career totals at Eastern include 41 home runs, 62 doubles, 279 hits and 214 runs batted in while compiling a four-year batting average of .353. Drafted by the Houston Astros, he is now a member of the Florida Marlins' organization.



*** Jason Sharp (1997-2000)

Sharp was a four-year starter for EKU and received all-conference notice from the OVC in 1998 and 1999. He played both shortstop and third base in his career for the Colonels and had career totals of 32 home runs, 145 runs batted in and a .337 batting average.

Outfielders



*** Josh Anderson (2001-03)

Anderson was the OVC Player of the Year in 2003 and Eastern's first-ever, first-team Louisville Slugger All-American choice after leading the nation in stolen bases with 57 and batting a national third-best .447 his junior year. He was a fourth round draft selection of the Houston Astros and has played for four major league teams. Anderson is also an EKU Athletics Hall of Fame member.



*** Joe Banko (1989-90)

Banko was a two-time All-OVC player for the Colonels and was a member of the 1989 OVC champion and NCAA Tournament Eastern squad that won 39 games. An All-South Region performer, his two-year career statistics showed him with a .341 batting average, 17 home runs and 89 runs batted in while stealing 64 bases.



*** Brandon Berger (1994-96)

Berger was drafted after his junior season at Eastern in the 14th round by the Kansas City Royals. He received all-conference recognition his last two seasons at Eastern and batted .301 with eight home runs and 38 runs batted in his final year as a Colonel.



*** Earle Combs (1920)

Combs is the most decorated of anyone selected to the team as he was inducted into the Major League Baseball Hall of Fame in 1970. The highlight of his Eastern experience came in 1920 when he batted .596 and hit at least one home run in all 12 games the Maroons played. He later batted leadoff and played center field for the 1927 Murderer's Row Yankees' team.



***** Robert Moore (1985-87)**

A three-time first team All-OVC selection, Moore posted career numbers of 54 doubles, 11 triples, a .386 batting average and 67 stolen bases. As a junior in 1987, he had 12 consecutive hits, one short of the NCAA record and was named OVC Player of the Year. He was a 16th round draft choice of the Kansas City Royals.



***** Sean Murray (1998-99)**

Murray was a two-year All-OVC pick. In his two seasons with the Colonels, he had career totals of 29 home runs, 109 runs batted in and a .377 batting average after hitting a team-leading .402 as a junior and making the All-OVC Tournament team.



***** Ron Pinsenschaum (1964-67)**

A three-time All-OVC player in the Eastern outfield, Pinsenschaum was inducted into the ECU Athletics Hall of Fame posthumously last October. He was a member of two OVC championship teams and as a sophomore in 1965 reached base an amazing 68 times in 99 plate appearances.

Pitchers



***** Jeff Cruse (1984-87)**

A two-year All-OVC pitcher who was also a member of three NCAA Tournament teams at Eastern, Cruse still holds ECU's career record for victories with 30 against just six losses and recorded 208 strikeouts in 278 innings. He also owns ECU's career mark for complete games with 20 and collected a fantastic 10-1 record as a junior. He was signed by the Kansas City Royals after his senior year.

***** Steve Engel (1981-83)**

A two-time all-conference pitcher for the Colonels, Engel finished fifth in the nation in strikeouts per nine innings with his 11.1 strikeouts average per game as a sophomore. The third highest major league draft choice in Colonel baseball history, the left-hander was drafted following his junior season in the fifth round by the Chicago Cubs, pitching for the National League team at Wrigley Field in 1985.

***** Don Feltner (1952-55)**

Feltner pitched four seasons for ECU and compiled a 21-3 record on the mound. He was a member of Eastern's 1954 OVC championship team and his career included four shutouts and a 1.92 earned run average. The right-hander also threw one of six no-hitters in Colonel baseball history and was recently inducted into the ECU Athletics Hall of Fame.

***** Christian Friedrich (2006-08)**

Friedrich was OVC Rookie of the Year in 2006 and OVC Pitcher of the Year in 2008 while being selected first team all-conference for three seasons. The first team All-American posted gaudy three-year career stats of a 1.84 ERA, 327 strikeouts, an opponents' batting average of .174 and 20 victories. He was a first round draft pick of the Colorado Rockies in 2008.

***** Dave Quick (1960-63)**

Quick was a two-time All-OVC pitcher for Eastern and was the OVC Player of the Year in 1963 when he posted a 1.38 ERA. A member of two OVC championship teams, one of the lefty's top outings in 1963 was a 12-inning, 2-0 masterpiece over Morehead State where he struck out 19 batters.



***** Randy White (1986-89)**

White was a two-time All-OVC player and the OVC Player of the Year in 1989 when he posted a 10-3 record with a 3.01 earned run average. In his four years at Eastern, the right-hander won 27 games, lost only 11, posted a 3.59 ERA and was a member of three OVC championship squads.

Catchers



***** Blake Barthol (1992-95)**

Barthol was a four-year starter for the Colonels and received All-OVC recognition his junior and senior years. Chosen in the 21st round of the 1995 Major League Draft by the Colorado Rockies, he batted .330 his senior year with six home runs and 46 runs batted in.



***** Brad Brian (1982-86)**

Brian was a three-year starter at catcher for the Colonels where he hit .356 with nine home runs and 42 runs batted in as a senior when he was named first-team all-conference. A career .337 hitter at ECU, he was drafted following his senior year in the 30th round by the Montreal Expos.



***** Roger Roberts (1969-72)**

Roberts was a two-time All-OVC performer and three-year starter at catcher who led the Colonels with 33 runs batted in in 1972.

Utility Players



***** Brett Bolger (2003-06)**

Bolger started four years for the Colonels and received all-conference notice three of those seasons. The pre-season OVC Player of the Year in 2006 by Collegiate Baseball magazine, he posted career totals at Eastern of 262 hits, 160 runs scored, 59 stolen bases and a batting average of .359, highlighted by his junior year when he led the conference in hitting with a .398 average.



***** Ron Pezzoni (1987-89)**

Pezzoni was a three-year all-conference performer for the Colonels and was one of the hitting stars for the 1989 NCAA Regional playoff team. He posted three-year career numbers of a .398 batting average and 91 stolen bases, which still stand as the second highest number of steals in school history.

Coaches



***** Charles "Turkey" Hughes (1941-71)**

Hughes served as head coach of the baseball program for 31 years. During that time span, he led ECU to 10 OVC championships and was voted OVC Coach of the Year in 1967. He is a member of the ECU, the OVC and the Kentucky Athletic Halls of Fame and coached five different sports at Eastern in his 43-year tenure with the ECU Athletics Department. The field the Colonels play on today is named in his honor.



***** Jim Ward (1980-2001)**

Ward served as head coach at Eastern from 1980-2001 and won 628 games, five regular season OVC titles and sent four Eastern teams to the NCAA Tournament. A member of the OVC and ECU Halls of Fame, he was five-time OVC Coach of the Year, coached five OVC Players of the Year and 64 All-OVC players. He finished his collegiate coaching career with 939 victories.