



# Austin Peay Governors (8-7, 2-1 ovc) at Eastern Kentucky Colonels (9-5, 2-1 ovc)



McBrayer Arena • Richmond, Ky. • Jan. 4, 2010 • 7:30 p.m.  
2009-10 Eastern Kentucky University Men's Basketball Game Notes

## 2009-10 Schedule/Results

### November

14	West Virginia Wesleyan	102- 71	W
19	at Pittsburgh <sup>1</sup>	60- 71	L
23	Fairleigh Dickinson <sup>1</sup>	68- 39	W
24	UC Irvine <sup>1</sup>	67- 57	W
25	UTSA <sup>1</sup>	74- 72	W
28	FIU	81- 67	W

### December

3	at Murray State* (ESPN)	60- 62	L
5	at UT Martin*	85- 74	W
9	Ohio Valley	74- 58	W
12	at Maryland	72- 83	L
19	at Ohio	62- 74	L
29	vs. Morgan State <sup>2</sup>	76- 62	W
30	at Chattanooga <sup>2</sup>	54- 68	L

### January

2	Tennessee State*	79- 71	W
4	Austin Peay*	7:30	
7	at Jacksonville State*	6:30	
9	at Tennessee Tech*	8:30	
14	Eastern Illinois*	7:30	
16	Southeast Missouri*	7:00	
19	Chicago State	7:00	
23	Morehead State*	7:00	
28	at Austin Peay*	8:30	
30	at Tennessee State*	8:30	

### February

4	Tennessee Tech*	7:30	
6	Jacksonville State*	7:00	
11	at Southeast Missouri*	8:45	
13	at Eastern Illinois*	7:00	
17	at Morehead State*	7:00	
20	ESPN BracketBusters	TBA	
25	UT Martin*	7:30	
27	Murray State*	7:00	

### March

2	OVC Tournament (first round)	TBA	
5	at OVC Tournament (semifinals)	TBA	
6	at OVC Tournament (finals)	TBA	

**Boldface** denotes home game ~ Asterisk (\*) denotes OVC game  
<sup>1</sup>O'Reilly Auto Parts CBE Classic ~ All game times Eastern  
<sup>2</sup>Dr Pepper Classic at Chattanooga, Tenn.

## Eastern Kentucky Projected Starting Lineup

No.	Name	Pos.	Ht.	Wt.	Cl.	GP/S	PPG	RPG	APG
24	Josh Taylor	F	6-6	245	Sr.	14/14	14.3	4.4	1.5
<i>Note: Ranks second in OVC in three-pointers made per game (2.6)</i>									
32	Spencer Perrin	F	6-5	185	Jr.	14/14	9.1	6.1	3.2
<i>Note: Team's leading rebounder</i>									
5	Joshua Jones	G	6-4	185	So.	13/12	9.8	2.6	2.4
<i>Note: Shooting 82.1 percent (32-of-39) at free throw line</i>									
31	Justin Stommes	G	6-7	200	Jr.	14/14	15.6	4.3	3.8
<i>Note: Named to the preseason All-OVC team; leads team in scoring and assists</i>									
11	Papa Oppong	G	6-4	180	Sr.	14/14	11.1	2.9	1.4
<i>Note: Ranks fifth in the OVC in three-point shooting (45.5 percent)</i>									

## Quick Notes - Game #15

▶ The Colonels have won 15 straight home games dating back to December 2008. The Colonels are averaging 77.9 ppg while shooting 51.2 percent from the floor in seven home games in 2009-10.

▶ Austin Peay leads the all-time series, 56-46. The Governors have won six of the last eight meetings, but ECU took the most recent contest in overtime on Jan. 27, 2009, 73-70. Sophomore **Joshua Jones** netted three free throws with 16 seconds remaining in regulation to force the extra session.

▶ After attempting a season-high 41 three-pointers at Chattanooga on Dec. 30, the Colonels attempted a season-low 12 three-pointers Saturday against Tennessee State.

▶ Eastern is 6-0 this year when shooting at least 50 percent from the floor. The Colonels shot 56 percent (28-of-50) from the floor Saturday in the win over Tennessee State.

▶ All five ECU starters posted double-figure points Saturday against Tennessee State, marking a season first for the Colonels. Junior **Spencer Perrin** equaled a season high with 14 points.

▶ A win over Austin Peay would move Eastern Kentucky to 3-1 in OVC action for the third time in five seasons under head coach **Jeff Neubauer**.

## About the Game

### Radio • WCYO 100.7 FM

Play-by-Play Greg Stotelmyer  
Analyst Sean Hamilton

### Internet • www.EKUSports.com

Live Audio free  
Live Stats free  
Live Video \$5.95 (www.OVCSports.tv)

## University Quick Facts

Founded	1906
Location	Richmond, Ky.
Enrollment	16,200
Colors	Maroon & White
Affiliation	NCAA Division I
Arena	McBrayer Arena (6,500)
President	Dr. Doug Whitlock
Dir. of Athletics	Mark Sandy
Ticket Office	859-622-2122

## The Rest of the Colonels

No.	Name	Pos.	Ht.	Wt.	Cl.	GP/S	PPG	RPG	APG	Fast Fact
1	Willie Cruz	G	6-4	203	Fr.	14/0	0.4	1.8	1.2	Averaged 20 ppg and 9 rpg as a senior prepster
3	Robin Mestdagh	G	6-4	192	Sr.	12/0	1.2	0.5	0.2	Scored a career-high 13 points at SEMO last year
4	Antonio Gilkey	G	6-0	168	Jr.	6/0	0.0	0.0	0.0	Scored a career-high eight points at UT Martin last year
10	Mike Lewis	G	5-7	140	So.	11/0	2.1	0.1	0.6	Chipped in with eight assists at Cincinnati last year
22	Josh Daniel	G	6-5	200	r-Jr.	14/0	6.4	1.9	0.7	Top scoring threat off the ECU bench
23	Dayvon Ellis	G	6-0	178	Sr.	14/2	3.7	0.9	1.2	Shooting 52.6 percent from three-point range

**EKU Media Requests**

Contact Michael Clark in the Eastern Kentucky Athletic Public Relations office:

**Office:** 859-622-6170

**Cell:** 859-358-8360

**E-mail:** michael.clark@eku.edu

**Mailing address:**

521 Lancaster Ave.  
 Alumni Coliseum 115  
 Richmond, KY 40475

to arrange all interviews with EKU players or coaches.

**OVC Media Requests**

**Contact:** Kyle Schwartz

**Phone:** 615-371-1698

**E-mail:** kschwartz@ovc.org

**Web site:** www.OVCSports.com

**Practice Coverage**

Generally, Eastern Kentucky's practices are open to the media. Please contact Michael Clark in the Athletic Public Relations office for schedule, times and location.

**OVC Basketball Teleconference**

Coach Jeff Neubauer will be available on selected **Tuesdays at 11:15 a.m. ET** on the OVC Basketball Coaches' Teleconference. The teleconference dates are Dec. 2 (Wednesday), Jan. 26, Feb. 9, Feb. 23 and March 1 (Monday). Media members wishing to access the teleconference should contact Michael Clark in the Athletic Public Relations office for access number and password.

**Interview Policy**

Generally, all players and coaches are available for interviews to accredited media sources. Requests for such interviews must be directed to Michael Clark in the Athletic Public Relations office at least 24 hours in advance.

**Weekly TV Show**

The Jeff Neubauer TV show will air nine times in 2009-10 on WTVQ-36 (Lexington). The show will air on the following **Sundays from 1:00 to 1:30 p.m.** unless otherwise indicated – Nov. 29, Dec. 20, Jan. 10, Jan. 17 (11:30 a.m.), Jan. 24, Jan. 31 (noon), Feb. 7, Feb. 14 and Feb. 21. Each show will be re-aired on MYTVQ-2 the ensuing Monday at 6:30 p.m. The show will also be available on the internet through [www.wtvq.com](http://www.wtvq.com).

**2009-10 Colonel Coaching Staff**

Head Coach: Jeff Neubauer

Record at EKU: 76-62 (5th season)

Assistant Coaches:

Ted Hotaling, Everick Sullivan, Josh Merkel

Director of Basketball Operations: Ryan Hart

Basketball Operations Assistant: Austin Newton

Athletic Trainer: David Brajuha

Strength and Conditioning Coach: Tony Sarver

**Colonel News & Notes**

• **Scouting the Opposition**

Austin Peay opened the season with a non-conference slate that included Tennessee, Akron, N.C. State, Ohio, Kentucky and Missouri. Two of the Governors' three OVC games thus far have gone to overtime. Guards **Wes Channels** and **Anthony Campbell** are fifth and sixth in the league in scoring at 15.3 and 15.1 ppg, respectively. Campell paced APSU with a career-high 24 points Saturday at Morehead State thanks to hitting 5-of-10 three-pointers.

• **The Last Time These Teams Met ...**

The Colonels outlasted Austin Peay in overtime on Jan. 29, 2009, 73-70. Austin Peay scored the first five points of overtime only to see EKU battle back. Former Colonel **Mike Rose's** dunk with 52 seconds left made the score 71-70 in favor of the home team. Austin Peay turned the ball over on its final two possessions while the Colonels netted a pair of free throws to seal the victory. The Governors were forced into a season-high 23 turnovers by EKU including three times in the extra stanza.

• **All-Tournament Honors**

Junior **Justin Stommes** and sophomore **Joshua Jones** were named to the Dr Pepper Classic all-tournament team on Dec. 30. Jones averaged 14 points and 4.5 rebounds per game while shooting 50 percent (7-of-14) from three-point range in the two-day tourney. Stommes led the Colonels in scoring each night and hauled in a personal-high eight rebounds against Morgan State.

• **Clutch at the Free Throw Line**

Eastern totaled season highs in free throws made (23) and attempted (29) in the victory

over Morgan State on Dec. 29. Junior **Justin Stommes** was 9-for-10 from the charity stripe on the way to reaching the 20-point plateau for the fourth time this year.

• **Cordaro Ellis No Longer on Team**

Sophomore **Cordaro Ellis** left the team following the game at Ohio on Dec. 19.

• **A Season High for Taylor**

Senior **Josh Taylor** posted a season-high 20 points against Ohio Valley on Dec. 9. Taylor netted 5-of-8 (62.5 percent) three-pointers versus the Fighting Scots.

• **Everyone Has the Hot Hand**

EKU shot a season-high 64.3 percent (27-of-42) from the floor in the win at UT Martin on Dec. 5. Seven Colonels netted a three-pointer against the Skyhawks.

• **OVC Openers**

Eastern Kentucky is now 35-27 all-time in OVC openers following its 62-60 loss at Murray State on Dec. 3. This was the fifth straight year Eastern opened OVC action against the Racers.

• **Oppong's Career Night**

Senior **Papa Oppong** finished with a career-high 21 points in the win over FIU on Nov. 28. The guard netted 5-of-7 (71.4 percent) three-pointers to go along with personal highs in steals (four) and assists (three).

• **Stommes Named OVC Player of the Week**

Junior **Justin Stommes** led EKU to four wins the week of Nov. 23. The guard averaged 14.5 points, 4.5 rebounds and 4.2 assists per game while shooting 48.8 percent (21-of-43) from the field and 90.9 percent

**2009-10 Eastern Kentucky Numerical Roster**

No.	Name	Pos.	Ht.	Wt.	Cl.	Hometown (Previous School)
1	Willie Cruz	G	6-4	203	Fr.	Rochester, N.Y. (L'Anse Creuse (Mich.))
3	Robin Mestdagh	G	6-4	192	Sr.	Ieper, Belgium (Sint-Vincentius College)
4	Antonio Gilkey	G	6-0	168	Jr.	Louisville, Ky. (Indiana Univ. Southeast)
5	Joshua Jones	G	6-4	185	So.	Indianapolis, Ind. (Warren Central)
10	Mike Lewis	G	5-7	140	So.	Upper Marlboro, Md. (Charis Prep (N.C.))
11	Papa Oppong	G	6-4	180	Sr.	Toronto, Canada (Panola JC (Texas))
22	Josh Daniel	G	6-5	200	r-Jr.	Charleston, W.Va. (South Charleston)
23	Dayvon Ellis	G	6-0	178	Sr.	Elgin, Ill. (Kaskaskia JC (Ill.))
24	Josh Taylor	F	6-6	245	Sr.	Pittsburgh, Pa. (Brentwood)
31	Justin Stommes	G/F	6-7	200	Jr.	Cold Spring, Minn. (Rocori)
32	Spencer Perrin	F	6-5	185	Jr.	Danville, Ky. (Lake Land College (Ill.))

**Pronunciation Guide**

Robin **Mestdagh** – mess-DAHG

Papa **Oppong** – OH-pong

Justin **Stommes** – STUMM-es

Jeff **Neubauer** – NEW-bouw-er

**Jeff Neubauer**



**Head Coach**  
5th Season (76-62, .551)

The Colonels have tallied at least 10 conference victories in all four years under head coach Jeff Neubauer including the 2006-07 season when EKU reached the 20-win plateau for the sixth time in program history and earned a spot in the 2007 NCAA tournament. EKU accomplished both of those feats without a first team all-conference player on its roster.

Neubauer, 38, coached his 100th game in December 2008 at Murray State. Eastern Kentucky went on to finish the 2008-09 campaign among the top 10 Division I schools nationally in three-point shooting (ninth at 40.1 percent), three-pointers made per game (second with 10.3 per game) and fewest turnovers per game (seventh at 10.9).

Under Neubauer's guidance, the Colonels went on an amazing run at the end of 2006-07, winning 11 of 13 games to earn a spot in the NCAA tournament. During that stretch, EKU shot 47.5 percent from the floor while holding the opposition to just 59.8 points per game.

The 2006-07 Eastern Kentucky team led the nation in fewest fouls per game (13.6) and also paced the OVC in field goal percentage (46.2).

In his first season as head coach, Neubauer and the 2005-06 Colonels qualified for the season-ending OVC tournament. Along the way, EKU tallied five conference road victories, the most by an Eastern squad in over 30 years. The Colonels nearly pulled off a dramatic upset over Big Ten opponent Wisconsin at the Paradise Jam tournament in the U.S. Virgin Islands, but fell to the Badgers in double-overtime.

Neubauer has coached five all-conference players, an OVC Co-Freshman of the Year, an OVC Tournament MVP and the program's top two all-time leading scorers in his four years at Eastern Kentucky.

Before arriving at Eastern Kentucky, Neubauer served three seasons as the top assistant at West Virginia under head coach John Beilein where he helped fuel the Mountaineers' rapid rise to national prominence.

A native of Slidell, La., Neubauer was an outstanding student-athlete at La Salle University in Philadelphia, where he played point guard under head coach William "Speedy" Morris. The Explorers went 30-2 and earned an NCAA Tournament berth in Neubauer's freshman season. Neubauer, team captain as a senior, earned honorable mention GTE All-Academic accolades as a cum laude graduate in finance.

**The Neubauer File**

**Name:** Jeff Neubauer      **Born:** Jan. 27, 1971  
**Hometown:** Slidell, La.  
**Education:** La Salle (B.S., Finance, 1993)  
 The Citadel (MBA, 1996)  
**Collegiate Coaching Experience:**  
 The Citadel (Grad. Asst. Coach, 1993-96)  
 Richmond (Assistant Coach, 1996-02)  
 West Virginia (Assistant Coach, 2002-05)  
 Eastern Kentucky (Head Coach, 2005-present)

**Colonel News & Notes**

(10-of-11) from the free throw line. He was named MVP of the O'Reilly Auto Parts CBE Classic (Richmond sub-regional) after hitting the game-winning three-pointer against UTSA on Nov. 25 with 9.7 seconds remaining in regulation.

• **Taylor Reaches 100**

Senior **Josh Taylor** played his 100th game as a Colonel on Nov. 28 against FIU. In the previous game versus UTSA, the forward hauled in a career-high 10 rebounds and was one point away from his first career double-double.

• **All-Tournament Honors**

Junior **Justin Stommes** and senior **Josh Taylor** were named to the O'Reilly Auto Parts CBE Classic (Richmond sub-regional) all-tournament team on Nov. 25. The Colonels went 3-0 in the sub-regional with wins over Fairleigh Dickinson, UC Irvine and UTSA.

• **He Can Pass, Too**

Besides finishing with a team-high 17 points in the win over UTSA on Nov. 25, junior **Justin Stommes** tallied a career-high seven assists to go along with just one turnover.

• **Dominant Defense**

The Colonels held Fairleigh Dickinson to 39 points on Nov. 23. That marked the fewest points EKU has allowed against a Division I opponent since a 46-38 win over Samford on Feb. 13, 2007.

• **Daniel Supplies Bench Support**

Junior **Josh Daniel** came off the bench to pace EKU in points (14) and rebounds (five) in the win over Fairleigh Dickinson on Nov. 23. Daniel finished one point shy of his career high.

• **Three-Point Shooting Success**

The Colonels netted 17 three-pointers in the season opener against West Virginia Wesleyan, marking the most three-pointers EKU has made in five years under head coach **Jeff Neubauer**. Eastern made 65.4 percent (17-of-26) of its shots from behind the arc that night.

• **Among the Nation's Best in 2008-09**

As a team in 2008-09, the Colonels averaged 10.3 three-pointers made per game which ranked second nationally. Eastern Kentucky also finished among the top-10 nationally in three-point field goal percentage (40.1 percent – ninth) and fewest turnovers per game (10.9 – seventh).

**Ohio Valley Conference**

**2009-10 Standings**

Team	OVC		Overall	
	W	L	W	L
Murray State	2	0	10	3
Austin Peay	2	1	8	7
Eastern Illinois	2	1	8	5
<b>Eastern Kentucky</b>	<b>2</b>	<b>1</b>	<b>9</b>	<b>5</b>
Morehead State	2	1	7	6
Jacksonville State	1	1	5	7
Tennessee Tech	1	1	7	6
Southeast Missouri	1	2	4	9
UT Martin	0	2	2	9
Tennessee State	0	3	3	11

**This Week in the OVC**

- Saturday, January 2
  - \*at Eastern Kentucky 79, Tennessee State 71
  - \*at Eastern Illinois 50, Jacksonville State 48
  - \*Tennessee Tech 82, at Southeast Missouri 93
  - \*at Morehead State 68, Austin Peay 65 (OT)
- Monday, January 4
  - \*Austin Peay at Eastern Kentucky, 7:30 p.m.
  - \*Tennessee State at Morehead State, 7:30 p.m.
  - \*UT Martin at Murray State, 8 p.m.
  - \*Tennessee Tech at Eastern Illinois, 8:30 p.m.
  - \*Jacksonville St. at Southeast Missouri, 8:45 p.m.
- Thursday, January 7
  - \*Eastern Kentucky at Jacksonville State, 6:30 p.m.
  - \*UT Martin at Austin Peay, 8:30 p.m.
  - \*Morehead State at Tennessee Tech, 8:30 p.m.
  - \*Murray State at Tennessee State, 8:30 p.m.
- Saturday, January 9
  - \*Southeast Missouri at Eastern Illinois, 12 p.m.
  - \*Morehead State at Jacksonville State, 5:30 p.m.
  - \*Murray State at Austin Peay, 6 p.m.
  - \*Eastern Kentucky at Tennessee Tech, 8:30 p.m.
  - \*UT Martin at Tennessee State, 8:30 p.m.

*all times Eastern*

**2009-10 OVC Preseason Poll<sup>1</sup>**

1. Morehead State (10)	154
Murray State (10)	154
3. Austin Peay	114
4. Eastern Illinois	105
<b>5. Eastern Kentucky</b>	<b>93</b>
6. Jacksonville State	86
7. Tennessee Tech	76
8. UT Martin	55
9. Tennessee State	44
10. Southeast Missouri	19

<sup>1</sup>conducted by the league's head coaches and SIDs



**EKU in the OVC Rankings**

**Team Stats**

Scoring Offense	72.4	4th
Scoring Defense	66.4	4th
Field Goal Percentage	48.3	2nd
FG Percentage Defense	44.2	5th
<b>3FG Percentage</b>	<b>41.1</b>	<b>1st</b>
3FG Percentage Defense	37.2	7th
<b>3FG Made Per Game</b>	<b>10.1</b>	<b>1st</b>
Free Throw Percentage	71.4	2nd
Rebounding Offense	27.4	10th
Rebounding Margin	-7.6	10th
Assists	16.1	2nd
Blocked Shots	2.4	7th
Steals	6.6	7th
<b>Turnover Margin</b>	<b>+3.3</b>	<b>1st</b>

**Individual Stats**

**Scoring**

Justin Stommes	15.6	4th
----------------	------	-----

**Rebounding**

Spencer Perrin	6.1	8th
----------------	-----	-----

**Field Goal Percentage**

Justin Stommes	52.6	8th
----------------	------	-----

Spencer Perrin	50.9	10th
----------------	------	------

**Assists**

Justin Stommes	3.8	4th
----------------	-----	-----

Spencer Perrin	3.2	9th
----------------	-----	-----

**Free Throw Percentage**

Joshua Jones	82.1	4th
--------------	------	-----

**Steals**

None

**Three-Point FG Percentage**

Papa Oppong	45.5	5th
-------------	------	-----

Justin Stommes	45.3	6th
----------------	------	-----

Joshua Jones	45.2	7th
--------------	------	-----

**Three-Point FG Made**

Josh Taylor	2.6	2nd
-------------	-----	-----

Justin Stommes	2.1	10th
----------------	-----	------

**Blocked Shots**

None

*Through Jan. 3, 2010*

**Colonel News & Notes**

• **EKU Signs Three Recruits for 2010-11**

High school seniors **Taylor Filipek**, **Jeff Johnson** and **Jabs Newby** have signed a National Letter of Intent to play basketball for the Colonels in 2010-11. Filipek is a 6-6 guard/forward from Willmar High in Minnesota who averaged 16 points per game as a junior. Johnson, a 6-8 forward from Champaign, Ill., averaged 13.2 points and seven rebounds per game last year to help Centennial High capture the Illinois High School Association 3A state championship. Newby, a 6-2 point guard from Toronto, Canada, has spent the past couple of years playing prep basketball for Mountain State Academy in Beckley, W.Va. He averaged 10 points, four assists and three steals per game in 2008-09.

• **Balanced Perimeter Shooting**

Six Colonels made at least four three-pointers in a game last year – **Joshua Jones**, **Robin Mestdagh**, **Papa Oppong**, **Mike Rose**, **Justin Stommes** and **Josh Taylor**. Rose is the only one of the bunch not on the team this year.

• **The Newcomers**

Junior transfer **Spencer Perrin** and freshman **Willie Cruz** are the only additions to the roster this year. Perrin played his first two years of college basketball at Lake Land College in Mattoon, Ill. Cruz averaged 20 ppg and nine rpg as a senior prepster at L'Anse Creuse High in Detroit, Mich.

• **Preseason OVC Poll**

Eastern was picked to finish fifth in the Ohio Valley Conference this season. Morehead State and Murray State were picked as co-favorites. Eastern Kentucky has won two OVC tournament championships in the last five years. The Colonels have also won at least 10 OVC games in five straight seasons.

• **100 Years of Basketball**

The EKU Department of Athletics is celebrating 100 years of men's basketball in 2009-10. The highlight of the celebration will be the announcement of the All-Century Team before the Morehead State game on Jan. 23.

• **Richardson Inducted Into EKU Athletics Hall of Fame**

On Oct. 30, 2009, **Ralph Richardson** became the 11th men's basketball player inducted into the EKU Athletics Hall of Fame. The 6-7 center played two seasons (1960-62) of varsity basketball for coach **Paul McBrayer** after playing one year of freshman basket-

ball at Eastern. In his two varsity years, Richardson led the team in rebounding as a sophomore with 9.3 rpg while averaging 11.0 ppg. His junior year, he scored 7.0 ppg and pulled down 7.4 rpg. He was drafted after his junior season by the NBA's New York Knicks.

• **ESPN BracketBusters**

For the fifth straight year, EKU will be participating in the BracketBusters event. The Colonels are one of 98 teams signed up to play the weekend of Feb. 20. Eastern is 2-2 all-time in the BracketBusters including a 73-51 win over Ohio last winter.

• **A Look Ahead**

The Colonels hit the road for two OVC games this coming weekend – at Jacksonville State (Jan. 7) and at Tennessee Tech (Jan. 9). EKU has dropped its last four trips to Jacksonville State.

**Statistical Comparison**

Category	EKU	APSU
Record	9-5	8-7
Field Goal Percentage	<b>48.3</b>	44.4
Oppt. FG Percentage	<b>44.2</b>	44.7
3FG Percentage	<b>41.1</b>	36.3
Free Throw Percentage	<b>71.4</b>	68.8
Rebound Average	27.4	<b>34.3</b>
Rebounding Margin	-7.6	<b>-1.1</b>
Points Per Game	<b>72.4</b>	72.1
Points Allowed Per Game	<b>66.4</b>	72.1
Point Differential	<b>+6.1</b>	+0.1
Turnovers Per Game	<b>10.4</b>	14.3


**Boldface denotes better ranking in category**



**#1 Willie Cruz**

*Guard • 6-4 • 203 • Fr.  
Rochester, N.Y.*

**Born:** Feb. 4, 1991  
**Parent:** Claudia Cruz  
**Siblings:** Sasha Cruz (16), Terrencia Wilson (9)  
**Major:** Sports management



**#22 Josh Daniel**

*Guard • 6-5 • 200 • r-Jr.  
Charleston, W.Va.*

**Born:** July 18, 1988  
**Parents:** David and Cindy Daniel  
**Siblings:** None  
**Major:** Physical education

**Season- and Career-Highs**

Season and Career	Min
17, at Chattanooga, 12/30/09	FG
1, l.t. at Chattanooga, 12/30/09	FGA
2, vs. FDU, 11/23/09	3FG
0	3FGA
1, l.t. vs. Ohio Valley, 12/9/09	FT
1, l.t. at UT Martin, 12/5/09	FTA
2, l.t. at UT Martin, 12/5/09	OReb
3, at Chattanooga, 12/30/09	DReb
4, at UT Martin, 12/5/09	Reb
6, at Chattanooga, 12/30/09	Asst
4, vs. FDU, 11/23/09	Steals
1, l.t. at Chattanooga, 12/30/09	Blocks
1, l.t. at Chattanooga, 12/30/09	Pts

**Season- and Career-Highs**

Season	Min	Career
21, vs. UC Irvine, 11/24/09	FG	26, l.t. at SE Missouri, 1/2/08
6, vs. W.Va. Wesleyan, 11/14/09	FGA	6, l.t. vs. WVWC, 11/14/09
9, vs. FDU, 11/23/09	3FG	11, vs. SE Missouri, 1/2/07
3, vs. FDU, 11/23/09	3FGA	3, l.t. vs. FDU, 11/23/09
5, vs. FDU, 11/23/09	FT	7, vs. SE Missouri, 1/2/07
6, vs. UC Irvine, 11/24/09	FTA	6, vs. UC Irvine, 11/24/09
6, vs. UC Irvine, 11/24/09	OReb	6, vs. UC Irvine, 11/24/09
2, vs. Ohio Valley, 12/9/09	DReb	2, l.t. vs. Ohio Valley, 12/9/09
4, vs. FDU, 11/23/09	Reb	4, l.t. vs. FDU, 11/23/09
5, vs. FDU, 11/23/09	Asst	5, vs. FDU, 11/23/09
2, vs. FIU, 11/28/09	Steals	2, l.t. vs. FIU, 11/28/09
2, l.t. vs. UC Irvine, 11/24/09	Blocks	2, l.t. vs. UC Irvine, 11/24/09
1, l.t. vs. Tennessee State, 1/2/10	Pts	1, l.t. vs. Tennessee St., 1/2/10
14, l.t. vs. FDU, 11/23/09		15, vs. SE Missouri, 1/2/07

**Cruz' 2009-10 Game-By-Game Statistics**

2009-10 - 14 games, 0 starts

	GS	Min	FG-A	3FG-A	FT-A	Reb	PF	A	TO	Blk	Stl	Pts
W.Va. Wesleyan	13	0-0	0-0	0-0	2	0	1	0	0	1	0	0
at Pittsburgh	7	0-1	0-0	0-0	0	0	1	0	0	0	0	0
Fairleigh Dickinson	13	0-2	0-0	0-1	1	1	4	0	0	0	0	0
UC Irvine	14	0-1	0-1	1-2	1	2	0	0	0	1	1	1
UTSA	9	1-1	0-0	0-0	2	0	0	0	0	0	0	2
FIU	7	0-0	0-0	0-0	0	1	0	0	0	0	0	0
at Murray State	8	0-0	0-0	0-0	0	0	0	0	0	0	0	0
at UT Martin	15	0-0	0-0	1-2	4	2	3	1	0	0	0	1
Ohio Valley	7	0-1	0-1	0-0	3	0	0	0	0	0	0	0
at Maryland	8	0-0	0-0	0-0	2	2	0	1	0	0	0	0
at Ohio	13	0-0	0-0	0-0	3	2	2	0	1	0	0	0
vs Morgan State	11	0-0	0-0	0-0	1	0	3	0	0	0	0	0
at Chattanooga	17	1-1	0-0	0-0	6	3	1	2	1	1	1	2
Tennessee State	10	0-0	0-0	0-0	0	1	2	0	0	0	0	0

**Daniel's 2009-10 Game-By-Game Statistics**

2009-10 - 14 games, 0 starts

	GS	Min	FG-A	3FG-A	FT-A	Reb	PF	A	TO	Blk	Stl	Pts
W.Va. Wesleyan	18	6-7	2-3	0-0	3	1	1	0	0	0	0	14
at Pittsburgh	17	2-3	1-2	0-0	1	1	1	0	0	2	5	5
Fairleigh Dickinson	19	5-9	3-5	1-1	5	2	1	0	0	2	14	14
UC Irvine	21	2-7	0-3	6-6	2	1	0	0	1	2	10	10
UTSA	17	1-4	0-2	3-4	2	0	1	0	0	1	5	5
FIU	11	1-5	1-3	0-0	1	0	2	0	1	0	3	3
at Murray State	7	0-2	0-2	0-0	0	1	0	0	0	0	0	0
at UT Martin	15	3-5	1-2	2-4	0	2	1	1	0	1	9	9
Ohio Valley	18	5-8	1-3	0-0	3	1	1	0	0	0	11	11
at Maryland	13	1-3	0-0	0-0	2	0	0	0	0	1	2	2
at Ohio	19	2-6	0-3	1-2	2	0	1	1	0	1	5	5
vs Morgan State	19	2-4	0-2	4-5	1	0	0	1	0	0	8	8
at Chattanooga	11	0-3	0-2	0-0	1	0	1	0	0	0	0	0
Tennessee State	14	1-5	0-2	1-1	3	2	0	1	1	1	3	3

**Cruz' Career Statistics**

Year	GP-GS	Min	Avg	FG-A	A	Pct	3FG-A	A	Pct	FT-A	A	Pct	Off-Def	Tot	Avg	PF-FO	Ast	TO	Blk	Stl	Pts	Avg
2009-10	14- 0	152	10.9	2- 7	286	.286	0- 2	.000	2- 5	.400	12- 13	25	1.8	14- 0	17	4	2	3	6	0.4		
<b>TOTAL</b>	<b>14- 0</b>	<b>152</b>	<b>10.9</b>	<b>2- 7</b>	<b>.286</b>	<b>0- 2</b>	<b>.000</b>	<b>2- 5</b>	<b>.400</b>	<b>12- 13</b>	<b>25</b>	<b>1.8</b>	<b>14- 0</b>	<b>17</b>	<b>4</b>	<b>2</b>	<b>3</b>	<b>6</b>	<b>0.4</b>			

**Daniel's Career Statistics**

Year	GP-GS	Min	Avg	FG-A	A	Pct	3FG-A	A	Pct	FT-A	A	Pct	Off-Def	Tot	Avg	PF-FO	Ast	TO	Blk	Stl	Pts	Avg
2006-07	33- 0	262	7.9	37- 105	.352	15- 63	.238	9- 16	.563	7- 13	20	0.6	18- 0	7	10	1	7	98	3.0			
2007-08	30- 2	407	13.6	39- 106	.368	22- 69	.319	14- 22	.636	9- 26	35	1.2	36- 0	19	28	2	13	114	3.8			
2008-09																						
2009-10	14- 0	219	15.6	31- 71	.437	9- 34	.265	18- 23	.783	8- 18	26	1.9	11- 0	10	4	3	11	89	6.4			
<b>TOTAL</b>	<b>77- 2</b>	<b>888</b>	<b>11.5</b>	<b>107- 282</b>	<b>.379</b>	<b>46- 166</b>	<b>.277</b>	<b>41- 61</b>	<b>.672</b>	<b>24- 57</b>	<b>81</b>	<b>1.1</b>	<b>65- 0</b>	<b>36</b>	<b>42</b>	<b>6</b>	<b>31</b>	<b>301</b>	<b>3.9</b>			



**#23 Dayvon Ellis**

*Guard • 6-0 • 178 • Sr.  
Elgin, Ill.*

**Born:** Jan. 13, 1987  
**Parent:** Cynthia Anderson  
**Siblings:** Rayshawn (20), Ceara (15)  
**Major:** General studies

**Season- and Career-Highs**

Season	Min	Career
24, vs. Ohio Valley, 12/9/09	33, at FIU, 11/14/08	
4, l.t. vs. Ohio Valley, 12/9/09	FG 4, l.t. vs. Ohio Valley, 12/9/09	
6, l.t. at Chattanooga, 12/30/09	FGA 9, vs. Murray State, 12/4/08	
3, vs. FDU, 11/23/09	3FG 3, vs. FDU, 11/23/09	
3, l.t. at Chattanooga, 12/30/09	3FGA 5, l.t. vs. IUNW, 12/22/08	
0	FT 3, vs. Akron, 11/29/08	
0	FTA 3, vs. Akron, 11/29/08	
1, l.t. at Chattanooga, 12/30/09	OReb 3, vs. Akron, 11/29/08	
2, at UT Martin, 12/5/09	DReb 4, at Austin Peay, 1/5/09	
2, l.t. at Chattanooga, 12/30/09	Reb 5, at Austin Peay, 1/5/09	
5, vs. Ohio Valley, 12/9/09	Asst 8, vs. Thiel College, 11/25/08	
3, l.t. vs. Tennessee State, 1/2/10	Steals 3, l.t. vs. Tennessee St., 1/2/10	
0	Blocks 1, l.t. at Cincinnati, 12/20/08	
10, vs. FIU, 11/28/09	Pts 11, l.t. at Ball State, 12/13/08	

**D. Ellis' 2009-10 Game-By-Game Statistics**

2009-10 - 14 games, 2 starts

	GS	Min	FG-A	3FG-A	FT-A	Reb	PF	A	TO	Blk	Stl	Pts
W.Va. Wesleyan	18	3-5	1-1	0-0	0	2	0	2	0	1	7	
at Pittsburgh	13	0-2	0-1	0-0	1	1	0	1	0	0	0	
Fairleigh Dickinson	16	3-3	3-3	0-0	1	0	0	2	0	1	9	
UC Irvine	5	0-1	0-1	0-0	1	0	1	3	0	0	0	
UTSA	9	2-3	0-0	0-0	1	0	0	0	0	0	4	
FIU	18	4-4	2-2	0-0	1	2	1	2	0	0	10	
at Murray State	5	1-1	1-1	0-0	0	2	0	2	0	0	3	
at UT Martin	11	1-3	1-3	0-0	2	1	1	1	0	0	3	
Ohio Valley	• 24	4-6	1-2	0-0	0	2	5	0	0	3	9	
at Maryland	• 1	0-0	0-0	0-0	0	0	0	1	0	0	0	
at Ohio	10	0-1	0-1	0-0	2	3	1	1	0	0	0	
vs Morgan State	12	0-0	0-0	0-0	1	1	1	0	0	0	0	
at Chattanooga	21	3-6	1-3	0-0	2	0	4	1	0	1	7	
Tennessee State	17	0-2	0-1	0-0	0	1	3	0	0	3	0	

**D. Ellis' Career Statistics**

Year	GP-GS	Min	Avg	FG- A	Pct	3FG- A	Pct	FT- A	Pct	Off-Def	Tot	Avg	PF-FO	Ast	TO	Blk	Stl	Pts	Avg
2008-09	23- 15	464	20.2	39- 90	.433	9- 37	.243	7- 10	.700	11- 27	38	1.7	38- 0	68	33	2	22	94	4.1
2009-10	14- 2	180	12.9	21- 37	.568	10- 19	.526	0- 0	.000	4- 8	12	0.9	15- 0	17	16	0	9	52	3.7
<b>TOTAL</b>	<b>37- 17</b>	<b>644</b>	<b>17.4</b>	<b>60- 127</b>	<b>.472</b>	<b>19- 56</b>	<b>.339</b>	<b>7- 10</b>	<b>.700</b>	<b>15- 35</b>	<b>50</b>	<b>1.4</b>	<b>53- 0</b>	<b>85</b>	<b>49</b>	<b>2</b>	<b>31</b>	<b>146</b>	<b>3.9</b>



**#4 Antonio Gilkey**  
*Guard • 6-0 • 168 • Jr.*  
*Louisville, Ky.*  
**Born:** Jan. 5, 1988  
**Parents:** Renee Brewer and Barry Brewer  
**Siblings:** Barry Brewer (23), Darren Brasher (22), Aaron Brewer (19), Zhakee Brasher(9)  
**Major:** General studies



**#5 Joshua Jones**  
*Guard • 6-4 • 185 • So.*  
*Indianapolis, Ind.*  
**Born:** May 23, 1990  
**Parents:** Ezell and Sharla Jones  
**Sibling:** ShaMarla (21)  
**Major:** Sports management

Season- and Career-Highs	
Season	Career
3, vs. FDU, 11/23/09	<b>Min</b> 8, at UT Martin, 2/26/09
0	<b>FG</b> 3, at UT Martin, 2/26/09
1, at Pittsburgh, 11/19/09	<b>FGA</b> 5, at UT Martin, 2/26/09
0	<b>3FG</b> 0
0	<b>3FGA</b> 0
0	<b>FT</b> 3, vs. Ohio, 2/21/09
0	<b>FTA</b> 4, l.t. vs. Ohio, 2/21/09
0	<b>OReb</b> 1, l.t. at Morehead State, 3/3/09
0	<b>DReb</b> 5, vs. Covenant Coll., 12/9/08
0	<b>Reb</b> 6, vs. Covenant Coll., 12/9/08
0	<b>Asst</b> 1, l.t. at Morehead State, 3/3/09
1, vs. FDU, 11/23/09	<b>Steals</b> 2, vs. WSSU, 11/18/08
0	<b>Blocks</b> 0
0	<b>Pts</b> 8, at UT Martin, 2/26/09

Season- and Career-Highs	
Season	Career
35, vs. UC Irvine, 11/24/09	<b>Min</b> 40, l.t. vs. Austin Peay, 1/27/09
5, vs. Morgan State, 12/29/09	<b>FG</b> 6, l.t. vs. Tenn. Tech, 1/10/09
10, l.t. at Chattanooga, 12/30/09	<b>FGA</b> 11, at Tennessee Tech, 2/5/09
4, at Chattanooga, 12/30/09	<b>3FG</b> 5, at Austin Peay, 1/5/09
9, at Chattanooga, 12/30/09	<b>3FGA</b> 9, at Chattanooga, 12/30/09
7, at UT Martin, 12/5/09	<b>FT</b> 9, vs. Tennessee Tech, 1/10/09
8, at UT Martin, 12/5/09	<b>FTA</b> 11, vs. Tennessee Tech, 1/10/09
2, at Chattanooga, 12/30/09	<b>OReb</b> 2, at Chattanooga, 12/30/09
4, at Chattanooga, 12/30/09	<b>DReb</b> 6, at Murray State, 2/28/09
6, at Chattanooga, 12/30/09	<b>Reb</b> 6, l.t. at Chattanooga, 12/30/09
7, vs. W.Va. Wesleyan, 11/14/09	<b>Asst</b> 7, vs. W.Va. Wesleyan, 11/14/09
3, at Murray State, 12/3/09	<b>Steals</b> 3, l.t. at Murray State, 12/3/09
1, l.t. at UT Martin, 12/5/09	<b>Blocks</b> 1, l.t. at UT Martin, 12/5/09
16, vs. Morgan State, 12/29/09	<b>Pts</b> 25, vs. Tennessee Tech, 1/10/09

**Gilkey's 2009-10 Game-By-Game Statistics**

2009-10 - 6 games, 0 starts

	GS	Min	FG-A	3FG-A	FT-A	Reb	PF	A	TO	Blk	Stl	Pts
W.Va. Wesleyan	2	0-0	0-0	0-0	0	0	0	0	0	0	0	0
at Pittsburgh	2	0-1	0-0	0-0	0	2	0	0	0	0	0	0
Fairleigh Dickinson	3	0-0	0-0	0-0	0	0	0	0	0	0	1	0
UC Irvine					-DNP-							
UTSA					-DNP-							
FIU					-DNP-							
at Murray State					-DNP-							
at UT Martin	0+	0-0	0-0	0-0	0	0	0	0	0	0	0	0
Ohio Valley	0+	0-0	0-0	0-0	0	0	0	0	0	0	0	0
at Maryland					-DNP-							
at Ohio	0+	0-0	0-0	0-0	0	0	0	0	0	0	0	0
vs Morgan State					-DNP-							
at Chattanooga					-DNP-							
Tennessee State					-DNP-							

**Jones' 2009-10 Game-By-Game Statistics**

2009-10 - 13 games, 12 starts

	GS	Min	FG-A	3FG-A	FT-A	Reb	PF	A	TO	Blk	Stl	Pts
W.Va. Wesleyan	• 34	3-5	1-1	3-4	4	1	7	2	1	1	10	
at Pittsburgh	• 26	1-5	0-2	0-1	2	5	2	1	0	0	2	
Fairleigh Dickinson	• 25	3-5	2-3	0-0	4	2	5	1	0	2	8	
UC Irvine	• 35	2-5	2-4	6-6	4	3	1	0	0	1	12	
UTSA	• 33	4-9	2-5	2-2	2	2	0	0	0	2	12	
FIU	• 27	2-6	0-3	0-0	0	3	3	3	0	2	4	
at Murray State	• 33	2-5	1-2	1-2	2	3	2	6	1	3	6	
at UT Martin	• 24	2-3	2-2	7-8	2	4	1	5	1	0	13	
Ohio Valley					-DNP-							
at Maryland	27	3-5	2-3	3-3	2	2	2	3	0	2	11	
at Ohio	• 30	3-6	0-2	2-2	3	4	1	2	0	0	8	
vs Morgan State	• 31	5-10	3-5	3-4	3	3	1	1	0	2	16	
at Chattanooga	• 31	4-10	4-9	0-0	6	2	5	2	0	1	12	
Tennessee State	• 33	4-7	0-1	5-7	0	2	1	0	0	1	13	

**Gilkey's Career Statistics**

Year	GP-GS	Min	Avg	FG-A	A	Pct	3FG-A	A	Pct	FT-A	A	Pct	Off-Def	Tot	Avg	PF-FO	Ast	TO	Blk	Stl	Pts	Avg
2008-09	15- 0	51	3.4	8- 14	.571	0- 0	.000	7- 12	.583	4- 6	10	0.7	8- 0	3	3	0	5	23	1.5			
2009-10	6- 0	7	1.2	0- 1	.000	0- 0	.000	0- 0	.000	0- 0	0	0.0	2- 0	0	0	0	1	0	0.0			
<b>TOTAL</b>	<b>21- 0</b>	<b>58</b>	<b>2.8</b>	<b>8- 15</b>	<b>.533</b>	<b>0- 0</b>	<b>.000</b>	<b>7- 12</b>	<b>.583</b>	<b>4- 6</b>	<b>10</b>	<b>0.5</b>	<b>10- 0</b>	<b>3</b>	<b>3</b>	<b>0</b>	<b>6</b>	<b>23</b>	<b>1.1</b>			

**Jones' Career Statistics**


Year	GP-GS	Min	Avg	FG-A	A	Pct	3FG-A	A	Pct	FT-A	A	Pct	Off-Def	Tot	Avg	PF-FO	Ast	TO	Blk	Stl	Pts	Avg
2008-09	31- 22	792	25.5	77- 176	.438	45- 114	.395	37- 58	.638	5- 64	69	2.2	44- 1	56	22	2	29	236	7.6			
2009-10	13- 12	389	29.9	38- 81	.469	19- 42	.452	32- 39	.821	6- 28	34	2.6	36- 1	31	26	3	17	127	9.8			
<b>TOTAL</b>	<b>44- 34</b>	<b>1181</b>	<b>26.8</b>	<b>115- 257</b>	<b>.447</b>	<b>64- 156</b>	<b>.410</b>	<b>69- 97</b>	<b>.711</b>	<b>11- 92</b>	<b>103</b>	<b>2.3</b>	<b>80- 2</b>	<b>87</b>	<b>48</b>	<b>5</b>	<b>46</b>	<b>363</b>	<b>8.3</b>			



**#10 Mike Lewis**

*Guard • 5-7 • 140 • So.  
Upper Marlboro, Md.*

**Born:** Aug. 18, 1988  
**Parents:** Michael and Lajuanna Lewis  
**Sibling:** Monique (26), Cliff (22)  
**Major:** Undeclared



**#3 Robin Mestdagh**

*Guard • 6-4 • 192 • Sr.  
Ieper, Belgium*

**Born:** Feb. 22, 1988  
**Parents:** Philip Mestdagh and Jo Baert  
**Siblings:** Kim (19), Hanne (16)  
**Major:** International business

**Season- and Career-Highs**

Season	Career
13, l.t. at Maryland, 12/12/09	<b>Min</b> 26, l.t. vs. IUNW, 12/22/08
3, at Murray State, 12/3/09	<b>FG</b> 4, at Cincinnati, 12/20/08
4, l.t. at Maryland, 12/12/09	<b>FGA</b> 10, vs. IU Northwest, 12/22/08
2, at Murray State, 12/3/09	<b>3FG</b> 3, vs. IU Northwest, 12/22/08
3, vs. W.Va. Wesleyan, 11/14/09	<b>3FGA</b> 10, vs. IU Northwest, 12/22/08
1, vs. W.Va. Wesleyan, 11/14/09	<b>FT</b> 3, l.t. at Tennessee State, 1/3/09
2, vs. W.Va. Wesleyan, 11/14/09	<b>FTA</b> 6, at Tennessee State, 1/3/09
1, at Maryland, 12/12/09	<b>OReb</b> 2, at Cincinnati, 12/20/08
0	<b>DReb</b> 2, at Cincinnati, 12/20/08
1, at Maryland, 12/12/09	<b>Reb</b> 4, at Cincinnati, 12/20/08
3, at Murray State, 12/3/09	<b>Asst</b> 8, at Cincinnati, 12/20/08
1, vs. Ohio Valley, 12/9/09	<b>Steals</b> 3, vs. Covenant Coll., 12/9/08
0	<b>Blocks</b> 0
8, at Murray State, 12/3/09	<b>Pts</b> 12, vs. IU Northwest, 12/22/08

**Season- and Career-Highs**

Season	Career
12, at UT Martin, 12/5/09	<b>Min</b> 19, at SE Missouri, 1/2/08
1, l.t. vs. Tennessee State, 1/2/10	<b>FG</b> 4, at SE Missouri, 1/17/09
4, l.t. at Chattanooga, 12/30/09	<b>FGA</b> 5, at East Tenn. State, 11/17/07
1, l.t. at Chattanooga, 12/30/09	<b>3FG</b> 4, at SE Missouri, 1/17/09
4, at Chattanooga, 12/30/09	<b>3FGA</b> 4, l.t. at Chattanooga, 12/30/09
0	<b>FT</b> 1, l.t. at SE Missouri, 1/17/09
0	<b>FTA</b> 2, l.t. at SE Missouri, 1/17/09
0	<b>OReb</b> 2, at SE Missouri, 1/2/08
2, l.t. at Maryland, 12/12/09	<b>DReb</b> 4, at SE Missouri, 1/17/09
2, l.t. at Maryland, 12/12/09	<b>Reb</b> 4, l.t. at SE Missouri, 1/17/09
2, vs. Ohio Valley, 12/9/09	<b>Asst</b> 4, vs. Covenant Coll., 12/9/08
1, vs. W.Va. Wesleyan, 11/14/09	<b>Steals</b> 2, l.t. vs. Ohio, 2/21/09
0	<b>Blocks</b> 0
3, l.t. at Chattanooga, 12/30/09	<b>Pts</b> 13, at SE Missouri, 1/17/09

**Lewis' 2009-10 Game-By-Game Statistics**

2009-10 - 11 games, 0 starts

	GS	Min	FG-A	3FG-A	FT-A	Reb	PF	A	TO	Blk	Stl	Pts
W.Va. Wesleyan	11	1-4	1-3	1-2	0	3	1	0	0	0	0	4
at Pittsburgh	7	1-3	1-2	0-0	0	1	1	0	0	0	0	3
Fairleigh Dickinson	4	1-2	1-2	0-0	0	1	0	0	0	0	0	3
UC Irvine			-DNP-									
UTSA	4	0-0	0-0	0-0	0	0	0	0	0	0	0	0
FIU			-DNP-									
at Murray State	10	3-4	2-2	0-0	0	2	3	1	0	0	0	8
at UT Martin	9	1-2	1-1	0-0	0	0	1	0	0	0	0	3
Ohio Valley	13	0-3	0-1	0-0	0	0	0	1	0	1	0	0
at Maryland	13	1-4	0-0	0-0	1	1	1	1	0	0	0	2
at Ohio	2	0-1	0-0	0-0	0	0	0	0	0	0	0	0
vs Morgan State	4	0-0	0-0	0-0	0	0	0	1	0	0	0	0
at Chattanooga	1	0-0	0-0	0-0	0	0	0	0	0	0	0	0
Tennessee State			-DNP-									

**Mestdagh's 2009-10 Game-By-Game Statistics**

2009-10 - 12 games, 0 starts

	GS	Min	FG-A	3FG-A	FT-A	Reb	PF	A	TO	Blk	Stl	Pts
W.Va. Wesleyan	1	1-1	1-1	0-0	1	1	0	0	0	0	1	3
at Pittsburgh			-DNP-									
Fairleigh Dickinson	10	0-3	0-3	0-0	2	1	0	0	0	0	0	0
UC Irvine	2	0-0	0-0	0-0	0	0	0	0	0	0	0	0
UTSA	2	0-0	0-0	0-0	0	1	0	0	0	0	0	0
FIU	3	0-0	0-0	0-0	0	0	0	0	0	0	0	0
at Murray State			-DNP-									
at UT Martin	12	1-2	1-2	0-0	0	1	1	0	0	0	0	3
Ohio Valley	8	0-0	0-0	0-0	1	0	2	0	0	0	0	0
at Maryland	6	0-1	0-1	0-0	2	0	0	1	0	0	0	0
at Ohio	6	0-0	0-0	0-0	0	1	0	0	0	0	0	0
vs Morgan State	11	1-4	1-3	0-0	0	0	0	0	0	0	0	3
at Chattanooga	8	1-4	1-4	0-0	0	2	0	0	0	0	0	3
Tennessee State	5	1-2	0-0	0-0	0	0	0	0	0	0	0	2

**Lewis' Career Statistics**

Year	GP-GS	Min	Avg	FG-A	A	Pct	3FG-A	A	Pct	FT-A	A	Pct	Off-Def	Tot	Avg	PF-FO	Ast	TO	Blk	Stl	Pts	Avg
2008-09	23- 0	222	9.7	26- 65	.400	13- 39	.333	11- 18	.611	6- 12	0.5	12- 0	26	17	0	8	76	3.3				
2009-10	11- 0	78	7.1	8- 23	.348	6- 11	.545	1- 2	.500	1- 0	0.1	8- 0	7	4	0	1	23	2.1				
<b>TOTAL</b>	<b>34- 0</b>	<b>300</b>	<b>8.8</b>	<b>34- 88</b>	<b>.386</b>	<b>19- 50</b>	<b>.380</b>	<b>12- 20</b>	<b>.600</b>	<b>7- 6</b>	<b>13</b>	<b>0.4</b>	<b>20- 0</b>	<b>33</b>	<b>21</b>	<b>0</b>	<b>99</b>	<b>2.9</b>				

**Mestdagh's Career Statistics**


Year	GP-GS	Min	Avg	FG-A	A	Pct	3FG-A	A	Pct	FT-A	A	Pct	Off-Def	Tot	Avg	PF-FO	Ast	TO	Blk	Stl	Pts	Avg
2006-07	20- 0	76	3.8	2- 14	.143	2- 12	.167	0- 0	.000	0- 7	7	0.4	7- 0	8	4	0	2	6	0.3			
2007-08	20- 0	131	6.6	7- 23	.304	5- 17	.294	1- 2	.500	3- 8	11	0.6	15- 0	10	12	0	3	20	1.0			
2008-09	26- 1	252	9.7	14- 39	.359	12- 36	.333	1- 2	.500	2- 20	22	0.8	32- 0	20	13	0	11	41	1.6			
2009-10	12- 0	74	6.2	5- 17	.294	4- 14	.286	0- 0	.000	0- 6	6	0.5	7- 0	3	1	0	1	14	1.2			
<b>TOTAL</b>	<b>78- 1</b>	<b>533</b>	<b>6.8</b>	<b>28- 93</b>	<b>.301</b>	<b>23- 79</b>	<b>.291</b>	<b>2- 4</b>	<b>.500</b>	<b>5- 41</b>	<b>46</b>	<b>0.6</b>	<b>61- 0</b>	<b>41</b>	<b>30</b>	<b>0</b>	<b>17</b>	<b>81</b>	<b>1.0</b>			



**#11 Papa Oppong**

*Guard • 6-4 • 180 • Sr.  
Toronto, Canada*

**Born:** March 10, 1987  
**Parent:** Kwaku and Gertrude Oppong  
**Siblings:** Olivia (31), Nana (26), Nanayaa (18), Kojo (17), Kevin (10), Edward (8), Edwin (8)  
**Major:** General studies



**#32 Spencer Perrin**

*Forward • 6-5 • 185 • Jr.  
Danville, Ky.*

**Born:** Aug. 14, 1988  
**Parents:** Spencer and Mona Perrin  
**Siblings:** Tyson (13)  
**Major:** Undeclared

**Season- and Career-Highs**

Season	Min	Career
33, at Murray State, 12/3/09	36, at Murray State, 2/28/09	
7, l.t. at UT Martin, 12/5/09	FG 7, l.t. at UT Martin, 12/5/09	
12, l.t. at Maryland, 12/12/09	FGA 14, vs. WSSU, 11/18/08	
5, vs. FIU, 11/28/09	3FG 5, vs. FIU, 11/28/09	
7, vs. FIU, 11/28/09	3FGA 7, vs. FIU, 11/28/09	
2, l.t. at Maryland, 12/12/09	FT 5, vs. Murray State, 12/4/08	
3, vs. FIU, 11/28/09	FTA 6, vs. Murray State, 12/4/08	
3, vs. FIU, 11/28/09	OReb 4, l.t. at SE Missouri, 1/17/09	
3, l.t. vs. Morgan State, 12/29/09	DReb 8, l.t. at Ball State, 12/13/08	
6, vs. FIU, 11/28/09	Reb 9, l.t. at Ball State, 12/13/08	
3, l.t. vs. Morgan State, 12/29/09	Asst 3, l.t. vs. Morgan St., 12/29/09	
4, vs. FIU, 11/28/09	Steals 4, l.t. vs. FIU, 11/28/09	
1, l.t. at Chattanooga, 12/30/09	Blocks 2, l.t. at UT Martin, 2/26/09	
21, vs. FIU, 11/28/09	Pts 21, vs. FIU, 11/28/09	

**Season- and Career-Highs**

Season and Career	Min
33, l.t. at Murray State, 12/3/09	36, at Murray State, 2/28/09
7, at Maryland, 12/12/09	FG 7, l.t. at UT Martin, 12/5/09
14, at Maryland, 12/12/09	FGA 14, vs. WSSU, 11/18/08
1, l.t. vs. UTSA, 11/25/09	3FG 5, vs. FIU, 11/28/09
2, l.t. at Murray State, 12/3/09	3FGA 7, vs. FIU, 11/28/09
4, l.t. vs. Tennessee State, 1/2/10	FT 5, vs. Murray State, 12/4/08
6, l.t. vs. Morgan State, 12/29/09	FTA 6, vs. Murray State, 12/4/08
4, at UT Martin, 12/5/09	OReb 4, l.t. at SE Missouri, 1/17/09
8, l.t. at Ohio, 12/19/09	DReb 8, l.t. at Ball State, 12/13/08
9, vs. UC Irvine, 11/24/09	Reb 9, l.t. at Ball State, 12/13/08
6, at Maryland, 12/12/09	Asst 3, l.t. vs. Morgan St., 12/29/09
3, vs. FDU, 11/23/09	Steals 4, l.t. vs. FIU, 11/28/09
2, l.t. vs. Morgan State, 12/29/09	Blocks 2, l.t. at UT Martin, 2/26/09
14, l.t. vs. Tennessee State, 1/2/10	Pts 21, vs. FIU, 11/28/09

**Oppong's 2009-10 Game-By-Game Statistics**

2009-10 - 14 games, 14 starts

	GS	Min	FG-A	3FG-A	FT-A	Reb	PF	A	TO	Blk	Stl	Pts
W.Va. Wesleyan	•	20	5-9	3-4	0-0	4	2	1	1	0	1	13
at Pittsburgh	•	27	2-9	0-2	0-0	5	3	1	1	1	0	4
Fairleigh Dickinson	•	18	2-6	1-4	0-0	3	3	1	1	0	2	5
UC Irvine	•	19	0-3	0-2	0-0	1	1	1	0	0	1	0
UTSA	•	25	6-10	2-6	0-1	2	1	2	1	1	0	14
FIU	•	29	7-12	5-7	2-3	6	1	3	0	1	4	21
at Murray State	•	33	7-9	4-5	0-0	3	1	0	0	1	0	18
at UT Martin	•	28	7-10	2-3	2-2	3	2	3	1	1	3	18
Ohio Valley	•	23	6-10	2-4	1-2	2	3	2	0	0	1	15
at Maryland	•	27	6-12	1-5	2-2	1	5	1	1	0	2	15
at Ohio	•	22	1-5	0-3	1-1	2	2	1	1	0	0	3
vs Morgan State	•	21	3-5	1-3	0-0	3	4	3	2	0	0	7
at Chattanooga	•	29	3-10	3-5	0-0	3	2	1	0	1	2	9
Tennessee State	•	26	6-10	1-2	1-1	2	3	0	0	0	2	14

**Perrin's 2009-10 Game-By-Game Statistics**

2009-10 - 14 games, 14 starts

	GS	Min	FG-A	3FG-A	FT-A	Reb	PF	A	TO	Blk	Stl	Pts
W.Va. Wesleyan	•	27	2-4	0-0	0-0	6	2	5	1	2	0	4
at Pittsburgh	•	27	5-12	1-1	0-2	6	4	5	1	2	0	11
Fairleigh Dickinson	•	27	4-10	0-1	1-2	3	1	3	1	0	3	9
UC Irvine	•	26	3-7	0-1	1-2	9	4	4	0	1	0	7
UTSA	•	29	5-8	1-2	0-1	2	3	3	2	0	1	11
FIU	•	33	5-6	0-1	4-6	7	2	2	1	0	0	14
at Murray State	•	33	4-11	0-2	0-0	8	2	4	5	1	1	8
at UT Martin	•	21	4-5	0-0	3-6	6	3	0	2	0	2	11
Ohio Valley	•	32	2-7	0-0	0-0	7	1	3	1	2	1	4
at Maryland	•	32	7-14	0-0	0-0	7	4	6	0	2	0	14
at Ohio	•	26	5-8	0-1	1-2	8	5	3	3	0	0	11
vs Morgan State	•	29	2-3	0-0	3-6	6	2	3	2	2	1	7
at Chattanooga	•	23	1-3	0-1	0-0	6	2	0	1	1	0	2
Tennessee State	•	30	5-8	0-0	4-5	4	2	4	5	0	2	14

**Oppong's Career Statistics**

Year	GP-GS	Min	Avg	FG-A	A	Pct	3FG-A	A	Pct	FT-A	A	Pct	Off-Def	Tot	Avg	PF-FO	Ast	TO	Blk	Stl	Pts	Avg
2008-09	23- 15	464	20.2	39- 90	.433	9- 37	.243	7- 10	.700	11- 27	38	1.7	38- 0	68	33	2	22	94	4.1			
2009-10	14- 14	347	24.8	61- 120	.508	25- 55	.455	9- 12	.750	10- 30	40	2.9	33- 1	20	9	6	18	156	11.1			
<b>TOTAL</b>	<b>40- 26</b>	<b>1019</b>	<b>25.5</b>	<b>147- 298</b>	<b>.493</b>	<b>59- 143</b>	<b>.413</b>	<b>41- 57</b>	<b>.719</b>	<b>53- 126</b>	<b>179</b>	<b>4.5</b>	<b>85- 2</b>	<b>51</b>	<b>39</b>	<b>14</b>	<b>46</b>	<b>394</b>	<b>9.9</b>			

**Perrin's Career Statistics**


Year	GP-GS	Min	Avg	FG-A	A	Pct	3FG-A	A	Pct	FT-A	A	Pct	Off-Def	Tot	Avg	PF-FO	Ast	TO	Blk	Stl	Pts	Avg
2009-10	14- 14	395	28.2	54- 106	.509	2- 10	.200	17- 32	.531	26- 59	85	6.1	37- 1	45	25	13	11	127	9.1			
<b>TOTAL</b>	<b>14- 14</b>	<b>395</b>	<b>28.2</b>	<b>54- 106</b>	<b>.509</b>	<b>2- 10</b>	<b>.200</b>	<b>17- 32</b>	<b>.531</b>	<b>26- 59</b>	<b>85</b>	<b>6.1</b>	<b>37- 1</b>	<b>45</b>	<b>25</b>	<b>13</b>	<b>11</b>	<b>127</b>	<b>9.1</b>			



**#31 Justin Stommes**

*Guard • 6-7 • 200 • Jr.  
Cold Spring, Minn.*

**Born:** Nov. 23, 1988  
**Parents:** Roger and Karen Stommes  
**Siblings:** Brandon (25), Brooke (22), Kelsey (16)  
**Major:** Sports management



**#24 Josh Taylor**

*Forward • 6-6 • 245 • Sr.  
Pittsburgh, Pa.*

**Born:** Oct. 20, 1987  
**Parents:** Scott and Donna Taylor  
**Sibling:** Shelby (18)  
**Major:** Sports management

**Season- and Career-Highs**

Season	Career
39, at Maryland, 12/12/09	<b>Min</b> 39, l.t. at Maryland, 12/12/09
10, vs. W.Va. Wesleyan, 11/14/09	<b>FG</b> 10, vs. W.Va. Wesleyan, 11/14/09
14, l.t. at Chattanooga, 12/30/09	<b>FGA</b> 14, l.t. at Chattanooga, 12/30/09
4, l.t. at Maryland, 12/12/09	<b>3FG</b> 5, at Chicago State, 1/20/09
9, at Chattanooga, 12/30/09	<b>3FGA</b> 9, at Chattanooga, 12/30/09
9, vs. Morgan State, 12/29/09	<b>FT</b> 9, vs. Morgan State, 12/29/09
10, vs. Morgan State, 12/29/09	<b>FTA</b> 10, vs. Morgan State, 12/29/09
1, l.t. vs. Morgan State, 12/29/09	<b>OReb</b> 2, l.t. at UT Martin, 2/26/09
7, l.t. vs. Morgan State, 12/29/09	<b>DReb</b> 7, l.t. vs. Morgan St., 12/29/09
8, vs. Morgan State, 12/29/09	<b>Reb</b> 8, vs. Morgan State, 12/29/09
7, vs. UTSA, 11/25/09	<b>Asst</b> 7, vs. UTSA, 11/25/09
3, l.t. at Chattanooga, 12/30/09	<b>Steals</b> 4, l.t. at SE Missouri, 1/17/09
1, l.t. vs. Ohio Valley, 12/9/09	<b>Blocks</b> 2, vs. Morehead State, 2/18/09
28, vs. W.Va. Wesleyan, 11/14/09	<b>Pts</b> 28, vs. WVWC, 11/14/09

**Season- and Career-Highs**

Season	Career
39, vs. UC Irvine, 11/24/09	<b>Min</b> 39, vs. UC Irvine, 11/24/09
7, l.t. vs. Tennessee State, 1/2/10	<b>FG</b> 10, at Morehead State, 3/3/09
17, at Murray State, 12/3/09	<b>FGA</b> 17, at Murray State, 12/3/09
5, vs. Ohio Valley, 12/9/09	<b>3FG</b> 6, at Morehead State, 3/3/09
9, l.t. at Ohio, 12/19/09	<b>3FGA</b> 10, at Morehead State, 3/3/09
5, vs. Ohio Valley, 12/9/09	<b>FT</b> 5, l.t. vs. Ohio Valley, 12/9/09
7, vs. Ohio Valley, 12/9/09	<b>FTA</b> 7, vs. Ohio Valley, 12/9/09
4, vs. UTSA, 11/25/09	<b>OReb</b> 7, vs. IU Northwest, 12/22/08
6, l.t. at Murray State, 12/3/09	<b>DReb</b> 8, at Eastern Illinois, 1/12/08
10, vs. UTSA, 11/25/09	<b>Reb</b> 10, vs. UTSA, 11/25/09
5, vs. FDU, 11/23/09	<b>Asst</b> 5, vs. FDU, 11/23/09
2, l.t. at Maryland, 12/12/09	<b>Steals</b> 4, at Eastern Illinois, 1/15/09
1, l.t. vs. Morgan State, 12/29/09	<b>Blocks</b> 2, l.t. vs. Thiel Coll., 11/25/08
20, vs. Ohio Valley, 12/9/09	<b>Pts</b> 26, at Morehead State, 3/3/09

**Stommes' 2009-10 Game-By-Game Statistics**

2009-10 - 14 games, 14 starts

	GS	Min	FG-A	3FG-A	FT-A	Reb	PF	A	TO	Blk	Stl	Pts
W.Va. Wesleyan	• 29	10-14	4-7	4-5	3	2	4	1	1	0	28	
at Pittsburgh	• 36	9-14	3-7	3-4	3	2	2	4	1	0	24	
Fairleigh Dickinson	• 31	2-8	1-3	0-0	5	2	1	1	0	0	5	
UC Irvine	• 38	7-12	0-2	7-8	6	1	3	4	0	3	21	
UTSA	• 37	6-11	3-6	2-2	2	1	7	1	0	1	17	
FIU	• 32	6-12	2-6	1-1	5	0	6	2	0	0	15	
at Murray State	• 32	1-2	0-0	0-3	3	1	3	4	0	2	2	
at UT Martin	• 25	2-3	0-1	4-4	1	4	5	6	0	3	8	
Ohio Valley	• 36	5-12	4-7	1-2	3	1	5	2	1	0	15	
at Maryland	• 39	5-10	4-8	2-3	7	3	5	3	0	0	16	
at Ohio	• 36	4-6	3-4	6-9	5	2	3	7	0	1	17	
vs Morgan State	• 34	5-8	1-1	9-10	8	1	2	3	0	0	20	
at Chattanooga	• 31	4-14	3-9	3-6	4	1	4	1	0	3	14	
Tennessee State	• 29	4-7	1-3	7-8	5	1	3	2	0	0	16	

**Taylor's 2009-10 Game-By-Game Statistics**

2009-10 - 14 games, 14 starts

	GS	Min	FG-A	3FG-A	FT-A	Reb	PF	A	TO	Blk	Stl	Pts
W.Va. Wesleyan	• 25	7-11	4-6	1-2	6	0	3	0	1	2	19	
at Pittsburgh	• 35	4-10	3-7	0-0	4	4	1	0	1	0	11	
Fairleigh Dickinson	• 25	5-10	3-7	0-0	4	3	5	1	0	1	13	
UC Irvine	• 39	6-13	3-9	1-2	5	2	1	1	0	0	16	
UTSA	• 32	3-10	1-2	2-2	10	5	0	1	1	1	9	
FIU	• 32	6-11	2-6	0-0	4	3	2	1	0	0	14	
at Murray State	• 38	6-17	2-9	1-1	7	4	3	2	0	0	15	
at UT Martin	• 32	6-9	3-5	1-1	1	4	2	3	0	1	16	
Ohio Valley	• 37	5-10	5-8	5-7	5	3	0	0	0	0	20	
at Maryland	• 34	4-9	4-6	0-1	2	4	3	0	0	2	12	
at Ohio	• 36	6-16	3-9	3-5	2	1	0	0	0	0	18	
vs Morgan State	• 28	5-11	1-7	4-4	3	5	1	2	1	0	15	
at Chattanooga	• 28	2-9	1-8	0-0	3	5	0	1	0	0	5	
Tennessee State	• 36	7-9	2-3	1-3	6	3	0	1	0	0	17	

**Stommes' Career Statistics**

Year	GP	GS	Min	Avg	FG- A	Pct	3FG- A	Pct	FT- A	Pct	Off-Def	Tot	Avg	PF-FO	Ast	TO	Blk	Stl	Pts	Avg					
2007-08	30	24	816	27.2	65- 146	.445	37- 90	.411	32- 52	.615	7- 64	71	2.4	47- 1	57	50	3	32	199	6.6					
2008-09	29	27	859	29.6	100- 213	.469	52- 124	.419	41- 50	.820	9- 87	96	3.3	44- 0	55	29	7	29	293	10.1					
2009-10	14	14	465	33.2	70- 133	.526	29- 64	.453	49- 65	.754	3- 57	60	4.3	22- 0	53	41	3	13	218	15.6					
<b>TOTAL</b>	<b>73-</b>	<b>65</b>	<b>2140</b>	<b>29.3</b>	<b>235-</b>	<b>492</b>	<b>.478</b>	<b>118-</b>	<b>278</b>	<b>.424</b>	<b>122-</b>	<b>167</b>	<b>.731</b>	<b>19-</b>	<b>208</b>	<b>227</b>	<b>3.1</b>	<b>113-</b>	<b>1</b>	<b>165</b>	<b>120</b>	<b>13</b>	<b>74</b>	<b>710</b>	<b>9.7</b>

**Taylor's Career Statistics**

Year	GP	GS	Min	Avg	FG- A	Pct	3FG- A	Pct	FT- A	Pct	Off-Def	Tot	Avg	PF-FO	Ast	TO	Blk	Stl	Pts	Avg					
2006-07	33	0	298	9.0	31- 74	.419	17- 54	.315	10- 16	.625	6- 26	32	1.0	29- 0	19	19	3	6	89	2.7					
2007-08	30	15	555	18.5	63- 148	.426	39- 102	.382	16- 22	.727	16- 61	77	2.6	74- 2	30	46	10	15	181	6.0					
2008-09	31	23	661	21.3	126- 258	.488	54- 135	.400	31- 47	.660	44- 50	94	3.0	80- 5	32	32	11	16	337	10.9					
2009-10	14	14	457	32.6	72- 155	.465	37- 92	.402	19- 28	.679	17- 45	62	4.4	46- 3	21	13	4	7	200	14.3					
<b>TOTAL</b>	<b>108-</b>	<b>52</b>	<b>1971</b>	<b>18.3</b>	<b>292-</b>	<b>635</b>	<b>.460</b>	<b>147-</b>	<b>383</b>	<b>.384</b>	<b>76-</b>	<b>113</b>	<b>.673</b>	<b>83-</b>	<b>182</b>	<b>265</b>	<b>2.5</b>	<b>229-</b>	<b>10</b>	<b>102</b>	<b>110</b>	<b>28</b>	<b>44</b>	<b>807</b>	<b>7.5</b>

**2009-10 Team Game-By-Game Statistics**

Opponent	Date	Score	W/L	FG- A	Pct	3FG- A	Pct	FT- A	Pct	Off-Def	Reb	Avg	PF	Ast	TO	Blk	Stl	Pts	Avg
W.Va. Wesleyan	11/14	102-71	W	38- 60	.633	17- 26	.654	9- 13	.692	9- 21	30	30.0	14	24	7	5	7	102	102.0
at Pittsburgh	11/19	60-71	L	24- 60	.400	9- 24	.375	3- 7	.429	8- 17	25	27.5	23	14	8	5	2	60	81.0
Fairleigh Dickinson	11/23	68-39	W	26- 59	.441	14- 31	.452	2- 4	.500	9- 22	31	28.7	16	20	7	0	12	68	76.7
UC Irvine	11/24	67-57	W	20- 49	.408	5- 23	.217	22- 26	.846	9- 21	30	29.0	15	11	9	2	8	67	74.2
UTSA	11/25	74-72	W	28- 56	.500	9- 23	.391	9- 12	.750	10- 15	25	28.2	13	13	5	2	6	74	74.2
FIU	11/28	81-67	W	31- 56	.554	12- 28	.429	7- 10	.700	7- 22	29	28.3	12	19	9	2	6	81	75.3
at Murray State	12/03	60-62	L	24- 51	.471	10- 23	.435	2- 6	.333	4- 20	24	27.7	16	15	20	3	6	60	73.1
at UT Martin	12/05	85-74	W	27- 42	.643	11- 19	.579	20- 27	.741	6- 19	25	27.4	23	19	21	2	10	85	74.6
Ohio Valley	12/09	74-58	W	27- 57	.474	13- 26	.500	7- 11	.636	6- 19	25	27.1	11	18	4	3	6	74	74.6
at Maryland	12/12	72-83	L	27- 58	.466	11- 23	.478	7- 9	.778	6- 23	29	27.3	21	18	11	2	7	72	74.3
at Ohio	12/19	62-74	L	21- 49	.429	6- 23	.261	14- 21	.667	6- 21	27	27.3	20	12	15	1	2	62	73.2
vs Morgan State	12/29	76-62	W	23- 45	.511	7- 21	.333	23- 29	.793	4- 26	30	27.5	16	14	12	3	3	76	73.4
at Chattanooga	12/30	54-68	L	19- 60	.317	13- 41	.317	3- 6	.500	8- 24	32	27.8	17	16	8	3	8	54	71.9
Tennessee State	01/02	79-71	W	28- 50	.560	4- 12	.333	19- 25	.760	5- 16	21	27.4	15	13	9	1	9	79	72.4
<b>Eastern Kentucky</b>		<b>1014</b>		<b>363- 752</b>	<b>.483</b>	<b>141- 343</b>	<b>.411</b>	<b>147- 206</b>	<b>.714</b>	<b>97- 286</b>	<b>383</b>	<b>27.4</b>	<b>232</b>	<b>226</b>	<b>145</b>	<b>34</b>	<b>92</b>	<b>1014</b>	<b>72.4</b>
<b>Opponents</b>		<b>929</b>		<b>338- 764</b>	<b>.442</b>	<b>105- 282</b>	<b>.372</b>	<b>148- 229</b>	<b>.646</b>	<b>172- 318</b>	<b>490</b>	<b>35.0</b>	<b>215</b>	<b>201</b>	<b>191</b>	<b>43</b>	<b>72</b>	<b>929</b>	<b>66.4</b>

**2009-10 Team Highs**

**Points**  
102 – vs. West Virginia Wesleyan (11/14)

**Field Goals Made/Attempted**  
38 – vs. West Virginia Wesleyan (11/14)  
60 – l.t. at Chattanooga (12/30)

**Field Goal Percentage**  
.643 – (27-42) at UT Martin (12/5)

**Three-Point Field Goals Made/Attempted**  
17 – vs. West Virginia Wesleyan (11/14)  
41 – at Chattanooga (12/30)

**Three-Point Field Goal Percentage**  
.654 – (17-26) vs. West Va. Wesleyan (11/14)

**Free Throws Made/Attempted**  
23 – vs. Morgan State (12/29)  
29 – vs. Morgan State (12/29)

**Free Throw Percentage**  
.846 – (22-26) vs. UC Irvine (11/24)

**Rebounds**  
32 – at Chattanooga (12/30)

**Assists**  
24 – vs. West Virginia Wesleyan (11/14)

**Blocked Shots**  
5 – l.t. at Pittsburgh (11/19)

**Steals**  
12 – vs. Fairleigh Dickinson (11/23)

**2009-10 Miscellaneous Statistics**

<b>EKU Leading Scorer*</b>	<b>Double Figure</b>
Justin Stommes 7	<b>Scoring Games</b>
Papa Oppong 3	Josh Taylor 12
Josh Taylor 3	Justin Stommes 11
Josh Daniel 1	Joshua Jones 8
	Papa Oppong 8
<b>EKU Leading Rebounder*</b>	Spencer Perrin 7
Spencer Perrin 10	Josh Daniel 4
Justin Stommes 3	Dayvon Ellis 1
Josh Taylor 3	<b>20-Point Games</b>
Willie Cruz 1	Justin Stommes 4
Josh Daniel 1	Papa Oppong 1
Joshua Jones 1	Josh Taylor 1
<b>EKU Leader in Assists*</b>	<b>Double Figure</b>
Spencer Perrin 7	<b>Rebound Games</b>
Justin Stommes 5	Josh Taylor 1
Joshua Jones 3	
Willie Cruz 1	<b>Dunks</b>
Dayvon Ellis 1	Spencer Perrin 9
Papa Oppong 1	Josh Taylor 6
Josh Taylor 1	Justin Stommes 4
	Papa Oppong 1
<b>Double-Doubles</b>	* – includes ties
None	

**Last Time a Colonel ...**

**Scored 30+ Points**  
30 – Mike Rose vs. Morehead State, 2/18/09

**Scored 20+ Points**  
20 – Justin Stommes vs. Morgan State, 12/29/09

**Tallied 15+ Rebounds**  
15 – Jon Bentley at Morehead State, 2/3/04

**Tallied 10+ Rebounds**  
10 – Josh Taylor vs. UTSA, 11/25/09

**Dished Off 10+ Assists**  
11 – Matt Witt vs. UT Martin, 1/29/05

**Last Time the Colonels ...**

**Scored 100+ Points**  
102 – vs. West Virginia Wesleyan, 11/14/09

**Opponent Scored 100+ Points**  
109 – at Florida, 12/27/03

**Hit 10+ Three-Pointers**  
13 – at Chattanooga, 12/30/09

**Grabbed 50+ Rebounds**  
51 – vs. Covenant College, 12/9/08

**Dished Off 20+ Assists**  
20 – vs. Fairleigh Dickinson, 11/23/09

**Had 10+ Steals**  
10 – at UT Martin, 12/5/09

**Blocked 10+ Shots**  
10 – vs. Morehead State, 2/27/07

**Had 5+ Score in Double Figures**  
5 – vs. Tennessee State, 1/2/10

**Won by 20+ Points**  
29 – vs. Fairleigh Dickinson, 11/23/09

**Won by 30+ Points**  
31 – vs. West Virginia Wesleyan, 11/14/09

EKU's Record When . . .	
Leading at halftime	6- 2
Trailing at halftime	3- 3
Tied at the half	0- 0
Leading with 10:00 remaining	8- 1
Trailing with 10:00 remaining	1- 3
Tied with 10:00 remaining	0- 1
Leading with 5:00 remaining	8- 1
Trailing with 5:00 remaining	1- 4
Tied with 5:00 remaining	0- 0
In overtime	0- 0
Eastern outrebounds opponent	1- 0
Eastern is outrebounded	7- 5
Same amount of rebounds	1- 0
Eastern commits fewer turnovers	7- 2
Eastern commits more turnovers	2- 3
Same amount of turnovers	0- 0
Eastern shoots 50 percent or better	6- 0
Opponent shoots 50 percent or better	1- 1
Eastern shoots less than 50 percent	3- 5
Opponent shoots less than 50 percent	8- 4
Eastern shoots better than opponent	8- 1
Opponent shoots better than Eastern	1- 4
Same shooting percentage	0- 0
Eastern has more free throw attempts	7- 0
Oppt. has more free throw attempts	2- 5
Same amount of free throw attempts	0- 0
Eastern bench outscores oppt. bench	6- 0
Oppt. bench outscores Eastern bench	3- 5
Benches score the same	0- 0
Eastern scores less than 50 points	0- 0
Eastern scores between 50-59	0- 1
Eastern scores between 60-69	2- 3
Eastern scores between 70-79	4- 1
Eastern scores between 80-89	2- 0
Eastern scores 90 or more points	1- 0
Oppt. scores less than 50 points	1- 0
Oppt. scores between 50-59	2- 0
Oppt. scores between 60-69	2- 2
Oppt. scores between 70-79	4- 2
Oppt. scores between 80-89	0- 1
Oppt. scores 90 or more points	0- 0
In November	5- 1
In December	3- 4
In January	1- 0
In February	0- 0
In March	0- 0
On Monday	1- 0
On Tuesday	2- 0
On Wednesday	2- 1
On Thursday	0- 2
On Friday	0- 0
On Saturday	4- 2
On Sunday	0- 0

**Game #1 - Nov. 14, 2009**

**W.Va. Wesleyan 39 32 - 71**  
**at Eastern Kentucky 53 49 - 102**

	FG	3FG	FT	R	PF	TP	A	TO	B	S	M
<b>WVWC</b>	<b>M-A</b>	<b>M-A</b>	<b>M-A</b>								
Ashley, f	3-7	1-3	0-0	2	2	7	2	2	0	0	26
Hoehner, f	5-8	2-2	3-3	8	3	15	0	0	2	0	36
Creighton, f	3-10	0-1	0-0	5	0	6	0	1	0	0	35
White, g	2-6	0-1	3-3	0	2	7	4	3	0	0	27
Caldwell, g	3-8	1-2	2-3	1	2	9	1	1	0	0	21
Hatano	2-3	1-1	1-2	0	1	6	3	3	0	0	27
Burton	0-0	0-0	0-0	0	0	0	0	1	0	0	2
Barnes	8-9	5-6	0-1	1	1	21	1	3	0	1	22
Kesler	0-0	0-0	0-1	1	1	0	0	0	0	0	1
Leech	0-0	0-0	0-0	0	0	0	0	0	1	0	2
Lantz	0-0	0-0	0-0	0	0	0	0	0	0	0	1
Team				1							
<b>Totals</b>	<b>26-51</b>	<b>10-16</b>	<b>9-12</b>	<b>19</b>	<b>12</b>	<b>71</b>	<b>11</b>	<b>14</b>	<b>3</b>	<b>1</b>	<b>200</b>

Total FG%	1st: 15-28 53.6%	2nd: 11-23 47.8%	Gm: 51.0%
3-pt. FG%	1st: 4-7 57.1%	2nd: 6-9 66.7%	Gm: 62.5%
FT%	1st: 5-5 100%	2nd: 4-7 57.1%	Gm: 75.0%

	FG	3FG	FT	R	PF	TP	A	TO	B	S	M
<b>EKU</b>	<b>M-A</b>	<b>M-A</b>	<b>M-A</b>								
Taylor, f	7-11	4-6	1-2	6	0	19	3	0	1	2	25
Perrin, f	2-4	0-0	0-0	6	2	4	5	1	2	0	27
Jones, g	3-5	1-1	3-4	4	1	10	7	2	1	1	34
Oppong, g	5-9	3-4	0-0	4	2	13	1	1	0	1	20
Stommes, g	10-14	4-7	4-5	3	2	28	4	1	1	0	29
Cruz	0-0	0-0	0-0	2	0	0	1	0	0	1	13
Mestdagh	1-1	1-1	0-0	1	1	3	0	0	0	1	1
Gilkey	0-0	0-0	0-0	0	0	0	0	0	0	0	2
Lewis	1-4	1-3	1-2	0	3	4	1	0	0	0	11
CEllis	0-0	0-0	0-0	0	0	0	1	0	0	0	2
Daniel	6-7	2-3	0-0	3	1	14	1	0	0	0	18
DEllis	3-5	1-1	0-0	0	2	7	0	2	0	1	18
Team				1							
<b>Totals</b>	<b>38-60</b>	<b>17-26</b>	<b>9-13</b>	<b>30</b>	<b>14</b>	<b>102</b>	<b>24</b>	<b>7</b>	<b>5</b>	<b>7</b>	<b>200</b>

Total FG%	1st: 18-25 72.0%	2nd: 20-35 57.1%	Gm: 63.3%
3-pt. FG%	1st: 10-14 71.4%	2nd: 7-12 58.3%	Gm: 65.4%
FT%	1st: 7-10 70.0%	2nd: 2-3 66.7%	Gm: 69.2%

at Richmond, Ky. - McBrayer Arena

**Game #2 - Nov. 19, 2009**

**Eastern Kentucky 24 36 - 60**  
**at Pittsburgh 39 32 - 71**

	FG	3FG	FT	R	PF	TP	A	TO	B	S	M
<b>EKU</b>	<b>M-A</b>	<b>M-A</b>	<b>M-A</b>								
Taylor, f	4-10	3-7	0-0	4	4	11	1	0	1	0	35
Perrin, f	5-12	1-1	0-2	6	4	11	5	1	2	0	27
Jones, g	1-5	0-2	0-1	2	5	2	2	1	0	0	26
Oppong, g	2-9	0-2	0-0	5	3	4	1	1	1	0	27
Stommes, g	9-14	3-7	3-4	3	2	24	2	4	1	0	36
Cruz	0-1	0-0	0-0	0	0	0	1	0	0	0	7
Gilkey	0-1	0-0	0-0	0	2	0	0	0	0	0	2
Lewis	1-3	1-2	0-0	0	1	3	1	0	0	0	7
CEllis	0-0	0-0	0-0	0	0	0	0	0	0	0	3
Daniel	2-3	1-2	0-0	1	1	5	1	0	0	2	17
DEllis	0-2	0-1	0-0	1	1	0	0	1	0	0	13
Team				3							
<b>Totals</b>	<b>24-60</b>	<b>9-24</b>	<b>3-7</b>	<b>25</b>	<b>23</b>	<b>60</b>	<b>14</b>	<b>8</b>	<b>5</b>	<b>2</b>	<b>200</b>

Total FG%	1st: 9-25 36.0%	2nd: 15-35 42.9%	Gm: 40.0%
3-pt. FG%	1st: 3-10 30.0%	2nd: 6-14 42.9%	Gm: 37.5%
FT%	1st: 3-6 50.0%	2nd: 0-1 0.0%	Gm: 42.9%

	FG	3FG	FT	R	PF	TP	A	TO	B	S	M
<b>Pitt</b>	<b>M-A</b>	<b>M-A</b>	<b>M-A</b>								
Robinson, f	6-9	0-2	3-4	3	2	15	1	6	0	0	28
McGhee, c	2-3	0-0	0-0	5	4	2	1	4	1	1	19
Woodall, g	1-8	0-5	3-4	6	2	5	7	3	2	0	33
Gibbs, g	8-14	2-5	2-2	1	2	20	2	0	1	0	32
Wanamaker, g	2-4	0-0	3-6	8	2	7	4	1	1	0	24
Adams	2-4	1-2	0-1	2	0	5	1	0	0	0	21
Taylor	2-2	0-0	1-5	12	1	5	0	0	4	0	20
Patterson	3-6	2-4	2-2	4	1	10	1	2	0	0	19
Miller	0-2	0-1	0-0	2	0	0	0	0	0	0	4
Team				4							
<b>Totals</b>	<b>26-52</b>	<b>5-19</b>	<b>14-24</b>	<b>47</b>	<b>11</b>	<b>71</b>	<b>18</b>	<b>13</b>	<b>12</b>	<b>1</b>	<b>200</b>

Total FG%	1st: 15-29 51.7%	2nd: 11-23 47.8%	Gm: 50.0%
3-pt. FG%	1st: 5-16 31.3%	2nd: 0-3 0.0%	Gm: 26.3%
FT%	1st: 4-7 57.1%	2nd: 10-17 58.8%	Gm: 58.3%

at Pittsburgh, Pa. - Petersen Events Center

**Game #3 - Nov. 23, 2009**

**Fairleigh Dickinson 19 20 - 39**  
**at Eastern Kentucky 40 28 - 71**

	FG	3FG	FT	R	PF	TP	A	TO	B	S	M
<b>FDU</b>	<b>M-A</b>	<b>M-A</b>	<b>M-A</b>								
Mulumba, f	2-3	0-0	2-2	6	1	6	0	3	0	0	25
Mofunanya, f	6-11	0-0	2-4	7	3	14	0	1	1	0	27
Grier, g	0-5	0-2	0-2	4	1	0	1	3	0	1	26
Scott, g	2-4	2-2	0-0	2	3	6	3	4	0	1	26
Baptiste, g	4-11	0-5	0-0	5	0	8	1	3	0	0	27
Fernley	0-1	0-1	2-2	0	0	2	1	0	0	1	13
Larizza	0-4	0-2	0-0	1	0	0	1	0	0	0	14
Brown	0-0	0-0	0-1	2	0	0	0	0	0	0	8
Svrdlik	0-0	0-0	0-0	0	0	0	0	2	0	0	4
Galvin	0-3	0-0	1-2	2	0	1	0	1	0	1	8
Pursley	1-4	0-0	0-0	6	3	2	0	1	0	0	22
Team				2							
<b>Totals</b>	<b>15-46</b>	<b>2-12</b>	<b>7-13</b>	<b>37</b>	<b>11</b>	<b>39</b>	<b>7</b>	<b>18</b>	<b>1</b>	<b>4</b>	<b>200</b>

Total FG%	1st: 7-23 30.4%	2nd: 8-23 34.8%	Gm: 32.6%
3-pt. FG%	1st: 2-8 25.0%	2nd: 0-4 0.0%	Gm: 16.7%
FT%	1st: 3-6 50.0%	2nd: 4-7 57.1%	Gm: 53.8%

	FG	3FG	FT	R	PF	TP	A	TO	B	S	M
<b>EKU</b>	<b>M-A</b>	<b>M-A</b>	<b>M-A</b>								
Taylor, f	5-10	3-7	0-0	4	3	13	5	1	0	1	25
Perrin, f	4-10	0-1	1-2	3	1	9	3	1	0	3	27
Jones, g	3-5	2-3	0-0	4	2	8	5	1	0	2	25
Oppong, g	2-6	1-4	0-0	3	3	5	1	1	0	2	18
Stommes, g	2-8	1-3	0-0	5	2	5	1	1	0	0	31
Cruz	0-2	0-0	0-1	1	1	0	4	0	0	0	13
Mestdagh	0-3	0-3	0-0	2	1	0	0	0	0	0	10
Gilkey	0-0	0-0	0-0	0	0	0	0	0	0	1	3
Lewis	1-2	1-2	0-0	0	1	3	0	0	0	0	4
CEllis	1-1	0-0	0-0	0	0	2	0	0	0	0	9
Daniel	5-9	3-5									



**Game #11 - Dec. 19, 2009**

<b>Eastern Kentucky</b>		<b>24</b>	<b>38</b>	<b>-</b>	<b>62</b>										
<b>at Ohio</b>		<b>23</b>	<b>51</b>	<b>-</b>	<b>74</b>										
	FG	3FG	FT												
EKU	M-A	M-A	M-A	R	PF	TP	A	TO	B	S	M				
Taylor, f	6-16	3-9	3-5	2	1	18	0	0	0	0	36				
Perrin, f	5-8	0-1	1-2	8	5	11	3	3	0	0	26				
Jones, g	3-6	0-2	2-2	3	4	8	1	2	0	0	30				
Oppong, g	1-5	0-3	1-1	2	2	3	1	1	0	0	22				
Stommes, g	4-6	3-4	6-9	5	2	17	3	7	0	1	36				
Cruz	0-0	0-0	0-0	3	2	0	2	0	1	0	13				
Mestdagh	0-0	0-0	0-0	0	1	0	0	0	0	0	6				
Gilkey	0-0	0-0	0-0	0	0	0	0	0	0	0	0+				
Lewis	0-1	0-0	0-0	0	0	0	0	0	0	0	2				
Daniel	2-6	0-3	1-2	2	0	5	1	1	0	1	19				
DEllis	0-1	0-1	0-0	2	3	0	1	1	0	0	10				
Team												1			
<b>Totals</b>	<b>21-49</b>	<b>6-23</b>	<b>14-21</b>	<b>27</b>	<b>20</b>	<b>62</b>	<b>12</b>	<b>15</b>	<b>1</b>	<b>2</b>	<b>200</b>				
Total FG%	1st: 8-24 33.3%	2nd: 13-25 52.0%		Gm: 42.9%											
3-pt. FG%	1st: 1-8 12.5%	2nd: 5-15 33.3%		Gm: 26.1%											
FT%	1st: 7-7 100%	2nd: 7-14 50.0%		Gm: 66.7%											
	FG	3FG	FT												
Ohio	M-A	M-A	M-A	R	PF	TP	A	TO	B	S	M				
Washington, f	4-7	0-0	0-0	6	4	8	0	1	0	2	21				
Van Kempen, c	4-6	0-0	2-2	8	4	10	1	3	0	0	29				
Bassett, g	2-7	0-4	0-0	3	1	4	0	2	0	1	22				
Cooper, g	2-6	1-5	7-9	5	1	12	11	4	0	3	37				
Freeman, g	5-10	4-9	2-2	2	3	16	2	1	0	0	32				
Coleman	4-9	1-5	7-7	4	2	16	3	0	0	2	30				
Baltic	0-1	0-0	0-0	0	0	0	1	0	0	1	4				
Kinney	3-8	1-5	0-0	3	1	7	1	0	0	0	21				
Keely	0-0	0-0	1-2	2	0	1	0	0	0	0	4				
Team												1			
<b>Totals</b>	<b>24-54</b>	<b>7-28</b>	<b>19-22</b>	<b>34</b>	<b>16</b>	<b>74</b>	<b>19</b>	<b>11</b>	<b>0</b>	<b>9</b>	<b>200</b>				
Total FG%	1st: 8-26 30.8%	2nd: 16-28 57.1%		Gm: 44.4%											
3-pt. FG%	1st: 0-11 0.0%	2nd: 7-17 41.2%		Gm: 25.0%											
FT%	1st: 7-8 87.5%	2nd: 12-14 85.7%		Gm: 86.4%											

at Athens, Ohio - Convocation Center

**Game #12 - Dec. 29, 2009**

<b>Morgan State</b>		<b>26</b>	<b>36</b>	<b>-</b>	<b>62</b>										
<b>vs. Eastern Kentucky</b>		<b>31</b>	<b>45</b>	<b>-</b>	<b>76</b>										
	FG	3FG	FT												
MSU	M-A	M-A	M-A	R	PF	TP	A	TO	B	S	M				
Thompson, f	6-9	0-0	2-6	9	5	14	0	1	0	0	25				
Stokes, f	1-1	0-0	0-2	0	0	2	0	0	0	0	6				
Holmes, g	8-25	6-19	3-3	4	0	25	0	1	0	3	37				
Thomas, g	0-2	0-0	2-2	0	4	2	2	1	1	0	21				
Smith, g	4-8	0-2	1-2	7	2	9	2	1	0	1	34				
Smith	1-3	0-2	0-2	1	2	2	6	2	0	1	32				
Davis	3-6	1-3	0-0	0	2	7	0	2	1	0	19				
Jackson	0-2	0-0	0-0	3	3	0	1	1	0	0	14				
Ali	0-1	0-0	1-2	4	2	1	0	0	0	0	10				
Long	0-0	0-0	0-0	0	0	0	0	0	0	0	2				
Team												6			
<b>Totals</b>	<b>23-57</b>	<b>7-26</b>	<b>9-19</b>	<b>34</b>	<b>20</b>	<b>62</b>	<b>11</b>	<b>9</b>	<b>2</b>	<b>5</b>	<b>200</b>				
Total FG%	1st: 11-31 35.5%	2nd: 12-26 46.2%		Gm: 40.4%											
3-pt. FG%	1st: 3-11 27.3%	2nd: 4-15 26.7%		Gm: 26.9%											
FT%	1st: 1-8 12.5%	2nd: 8-11 72.7%		Gm: 47.4%											
	FG	3FG	FT												
EKU	M-A	M-A	M-A	R	PF	TP	A	TO	B	S	M				
Taylor, f	5-11	1-7	4-4	3	5	15	1	2	1	0	28				
Perrin, f	2-3	0-0	3-6	6	2	7	3	2	1	0	29				
Jones, g	5-10	3-5	3-4	3	3	16	1	1	0	2	31				
Oppong, g	3-5	1-3	0-0	3	4	7	3	2	0	0	21				
Stommes, g	5-8	1-1	9-10	8	1	20	2	3	0	0	34				
Cruz	0-0	0-0	0-0	1	0	0	3	0	0	0	11				
Mestdagh	1-4	1-3	0-0	0	0	3	0	0	0	0	11				
Lewis	0-0	0-0	0-0	0	0	0	1	0	0	0	4				
Daniel	2-4	0-2	4-5	1	0	8	0	1	0	0	19				
DEllis	0-0	0-0	0-0	1	1	0	1	0	0	0	12				
Team												4			
<b>Totals</b>	<b>23-45</b>	<b>7-21</b>	<b>23-29</b>	<b>30</b>	<b>16</b>	<b>76</b>	<b>14</b>	<b>12</b>	<b>3</b>	<b>3</b>	<b>200</b>				
Total FG%	1st: 10-19 52.6%	2nd: 13-26 50.0%		Gm: 51.1%											
3-pt. FG%	1st: 3-8 37.5%	2nd: 4-13 30.8%		Gm: 33.3%											
FT%	1st: 8-11 72.7%	2nd: 15-18 83.3%		Gm: 79.3%											

at Chattanooga, Tenn. - McKenzie Arena

**Game #13 - Dec. 30, 2009**

<b>Eastern Kentucky</b>		<b>23</b>	<b>31</b>	<b>-</b>	<b>54</b>										
<b>at Chattanooga</b>		<b>33</b>	<b>35</b>	<b>-</b>	<b>68</b>										
	FG	3FG	FT												
EKU	M-A	M-A	M-A	R	PF	TP	A	TO	B	S	M				
Taylor, f	2-9	1-8	0-0	3	5	5	0	1	0	0	28				
Perrin, f	1-3	0-1	0-0	6	2	2	0	1	1	0	23				
Jones, g	4-10	4-9	0-0	6	2	12	5	2	0	1	31				
Oppong, g	3-10	3-5	0-0	3	2	9	1	0	1	2	29				
Stommes, g	4-14	3-9	3-6	4	1	14	4	1	0	3	31				
Cruz	1-1	0-0	0-0	6	3	2	1	2	1	1	17				
Mestdagh	1-4	1-4	0-0	0	2	3	0	0	0	0	8				
Lewis	0-0	0-0	0-0	0	0	0	0	0	0	0	1				
Daniel	0-3	0-2	0-0	1	0	0	1	0	0	0	11				
DEllis	3-6	1-3	0-0	2	0	7	4	1	0	1	21				
Team												1			
<b>Totals</b>	<b>19-60</b>	<b>13-41</b>	<b>3-6</b>	<b>32</b>	<b>17</b>	<b>54</b>	<b>16</b>	<b>8</b>	<b>3</b>	<b>8</b>	<b>200</b>				
Total FG%	1st: 8-31 25.8%	2nd: 11-29 37.9%		Gm: 31.7%											
3-pt. FG%	1st: 7-21 33.3%	2nd: 6-20 30.0%		Gm: 31.7%											
FT%	1st: 0-2 0.0%	2nd: 3-4 75.0%		Gm: 50.0%											
	FG	3FG	FT												
UTC	M-A	M-A	M-A	R	PF	TP	A	TO	B	S	M				
Watson, f	0-1	0-1	2-4	4	2	2	0	1	1	0	16				
Saffore, c	2-4	0-0	1-2	3	2	5	1	2	1	0	21				
Bell, g	6-11	6-10	2-2	8	0	20	6	3	0	1	37				
Taylor, g	2-10	0-6	0-1	6	0	4	1	1	0	0	22				
Patterson, g	9-18	3-10	1-2	11	1	22	1	0	0	2	38				
Hampton	0-0	0-0	1-2	1	0	1	1	0	0	0	3				
Odem	2-5	1-3	0-0	1	0	5	2	1	0	0	20				
Smith	2-3	1-1	0-0	3	2	5	1	1	0	0	13				
Early	1-4	0-1	0-0	2	1	2	0	2	0	0	11				
Jefferson	0-0	0-0	2-3	7	2	2	1	1	0	0	19				
Team												1			
<b>Totals</b>	<b>24-56</b>	<b>11-32</b>	<b>9-16</b>	<b>46</b>	<b>10</b>	<b>68</b>	<b>14</b>	<b>12</b>	<b>2</b>	<b>3</b>	<b>200</b>				
Total FG%	1st: 12-31 38.7%	2nd: 12-25 48.0%		Gm: 42.9%											
3-pt. FG%	1st: 6-20 30.0%	2nd: 5-12 41.7%		Gm: 34.4%											
FT%	1st: 3-6 50.0%	2nd: 6-10 60.0%		Gm: 56.3%											

at Chattanooga, Tenn. - McKenzie Arena

**Game #14 - Jan. 2, 2010**

<b>Tennessee State</b>		<b>29</b>	<b>42</b>	<b>-</b>	<b>71</b>										
<b>at Eastern Kentucky</b>		<b>28</b>	<b>51</b>	<b>-</b>	<b>79</b>										
	FG	3FG	FT												
TSU	M-A	M-A	M-A	R	PF	TP	A	TO	B	S	M				
Funderburke, f	0-0	0-0	0-0	4	2	0	1	0	0	0	17				
Covington, f	5-9	2-2	0-0	7	2	12	1	3	2	1	33				
Crutcher, g	4-5	2-3	0-0	2	4	10	3	4	0	2	34				
Sain, g	5-15	2-4	1-3	6	2	13	2	2	1	1	28				
Peters, g	4-9	1-2	3-4	2	5	12	4	4	0	0	26				
Nobles	3-7	2-6	0-0	2	5	8	0	2	0	1	19				
Nash	2-2	0-0	0-0	1	0	4	1	0	0	0	11				
Peguero	3-4	0-0	1-2	7	2	7	0	1	0	0	14				
Cox	1-2	1-2	2-2	2	0	5	1	2	0	0	11				
Fredrick	0-4														

**2009-10 Individual Statistics (all games)**

Player	GP-GS	Min	Avg	Record						Overall		Home		Away		Neutral		PF-FO	Ast	TO	Blk	Stl	Pts	Avg			
				FG-	A	Pct	3FG-	A	Pct	FT-	A	Pct	Off-Def	Reb	Avg	All Games	9-5								7-0	1-5	1-0
				Non-Conference						7-4	6-0	0-4	1-0														
J. Stommes	14- 14	465	33.2	70-	133	.526	29-	64	.453	49-	65	.754	3-	57	60	4.3	22-	0	53	41	3	13	218	15.6			
J. Taylor	14- 14	457	32.6	72-	155	.465	37-	92	.402	19-	28	.679	17-	45	62	4.4	46-	3	21	13	4	7	200	14.3			
P. Opong	14- 14	347	24.8	61-	120	.508	25-	55	.455	9-	12	.750	10-	30	40	2.9	33-	1	20	9	6	18	156	11.1			
J. Jones	13- 12	389	29.9	38-	81	.469	19-	42	.452	32-	39	.821	6-	28	34	2.6	36-	1	31	26	3	17	127	9.8			
S. Perrin	14- 14	395	28.2	54-	106	.509	2-	10	.200	17-	32	.531	26-	59	85	6.1	37-	1	45	25	13	11	127	9.1			
J. Daniel	14- 0	219	15.6	31-	71	.437	9-	34	.265	18-	23	.783	8-	18	26	1.9	11-	0	10	4	3	11	89	6.4			
D. Ellis	14- 2	180	12.9	21-	37	.568	10-	19	.526	0-	0	.000	4-	8	12	0.9	15-	0	17	16	0	9	52	3.7			
M. Lewis	11- 0	78	7.1	8-	23	.348	6-	11	.545	1-	2	.500	1-	0	1	0.1	8-	0	7	4	0	1	23	2.1			
R. Mestdagh	12- 0	74	6.2	5-	17	.294	4-	14	.286	0-	0	.000	0-	6	6	0.5	7-	0	3	1	0	1	14	1.2			
W. Cruz	14- 0	152	10.9	2-	7	.286	0-	2	.000	2-	5	.400	12-	13	25	1.8	14-	0	17	4	2	3	6	0.4			
C. Ellis	9- 0	37	4.1	1-	1	1.000	0-	0	.000	0-	0	.000	0-	2	2	0.2	1-	0	2	2	0	0	2	0.2			
A. Gilkey	6- 0	7	1.2	0-	1	.000	0-	0	.000	0-	0	.000	0-	0	0	0.0	2-	0	0	0	0	1	0	0.0			
Team													10-	20	30	2.1	0-		0				0				
<b>EKU Totals</b>	<b>14-</b>			<b>363-</b>	<b>752</b>	<b>.483</b>	<b>141-</b>	<b>343</b>	<b>.411</b>	<b>147-</b>	<b>206</b>	<b>.714</b>	<b>97-</b>	<b>286</b>	<b>383</b>	<b>27.4</b>	<b>232-</b>	<b>6</b>	<b>226</b>	<b>145</b>	<b>34</b>	<b>92</b>	<b>1014</b>	<b>72.4</b>			
<b>Opponents</b>	<b>14-</b>			<b>338-</b>	<b>764</b>	<b>.442</b>	<b>105-</b>	<b>282</b>	<b>.372</b>	<b>148-</b>	<b>229</b>	<b>.646</b>	<b>172-</b>	<b>318</b>	<b>490</b>	<b>35.0</b>	<b>215-</b>	<b>3</b>	<b>201</b>	<b>191</b>	<b>43</b>	<b>72</b>	<b>929</b>	<b>66.4</b>			

Score by Halves:	1st	2nd	OT	Total
Eastern Kentucky	466	548		1014
Opponents	439	490		929

Deadball Rebounds:	OFF	DEF	Total
Eastern Kentucky	27	13	40
Opponents	36	6	42

**2009-10 Individual Statistics (conference games)**

Player	GP-GS	Min	Avg	Record						Overall		Home		Away		Neutral		PF-FO	Ast	TO	Blk	Stl	Pts	Avg
				FG-	A	Pct	3FG-	A	Pct	FT-	A	Pct	Off-Def	Reb	Avg	Conference	2-1							
P. Opong	3- 3	87	29.0	20-	29	.690	7-	10	.700	3-	3	1.000	1-	7	8	2.7	6-	0	3	1	2	5	50	16.7
J. Taylor	3- 3	106	35.3	19-	35	.543	7-	17	.412	3-	5	.600	2-	12	14	4.7	11-	0	5	6	0	1	48	16.0
S. Perrin	3- 3	84	28.0	13-	24	.542	0-	2	.000	7-	11	.636	9-	9	18	6.0	7-	0	8	12	1	5	33	11.0
J. Jones	3- 3	90	30.0	8-	15	.533	3-	5	.600	13-	17	.765	0-	4	4	1.3	9-	0	4	11	2	4	32	10.7
J. Stommes	3- 3	86	28.7	7-	12	.583	1-	4	.250	11-	15	.733	0-	9	9	3.0	6-	0	11	12	0	5	26	8.7
M. Lewis	2- 0	19	9.5	4-	6	.667	3-	3	1.000	0-	0	.000	0-	0	0	0.0	2-	0	4	1	0	0	11	5.5
J. Daniel	3- 0	36	12.0	4-	12	.333	1-	6	.167	3-	5	.600	0-	3	3	1.0	5-	0	1	2	1	2	12	4.0
R. Mestdagh	2- 0	17	8.5	2-	4	.500	1-	2	.500	0-	0	.000	0-	0	0	0.0	1-	0	1	0	0	0	5	2.5
D. Ellis	3- 0	33	11.0	2-	6	.333	2-	5	.400	0-	0	.000	0-	2	2	0.7	4-	0	4	3	0	3	6	2.0
W. Cruz	3- 0	33	11.0	0-	0	.000	0-	0	.000	1-	2	.500	0-	4	4	1.3	3-	0	5	1	0	0	1	0.3
C. Ellis	2- 0	9	4.5	0-	0	.000	0-	0	.000	0-	0	.000	0-	0	0	0.0	0-	0	1	1	0	0	0	0.0
A. Gilkey	1- 0	0	0.0	0-	0	.000	0-	0	.000	0-	0	.000	0-	0	0	0.0	0-	0	0	0	0	0	0	0.0
Team													3-	5	8	2.7	0-		0				0	
<b>EKU Totals</b>	<b>3-</b>			<b>79-</b>	<b>143</b>	<b>.552</b>	<b>25-</b>	<b>54</b>	<b>.463</b>	<b>41-</b>	<b>58</b>	<b>.707</b>	<b>15-</b>	<b>55</b>	<b>70</b>	<b>23.3</b>	<b>54-</b>	<b>0</b>	<b>47</b>	<b>50</b>	<b>6</b>	<b>25</b>	<b>224</b>	<b>74.7</b>
<b>Opponents</b>	<b>3-</b>			<b>78-</b>	<b>175</b>	<b>.446</b>	<b>21-</b>	<b>52</b>	<b>.404</b>	<b>30-</b>	<b>54</b>	<b>.556</b>	<b>49-</b>	<b>53</b>	<b>102</b>	<b>34.0</b>	<b>53-</b>	<b>2</b>	<b>42</b>	<b>51</b>	<b>11</b>	<b>34</b>	<b>207</b>	<b>69.0</b>

Score by Halves:	1st	2nd	OT	Total
Eastern Kentucky	106	118		224
Opponents	92	115		207

Deadball Rebounds:	OFF	DEF	Total
Eastern Kentucky	7	9	16
Opponents	8	6	14