

# 2025 EAST CAROLINA BASEBALL

7 NCAA Regional Championships • 34 NCAA Regional Appearances • 31 Regular Season/Tournament Titles • Five-Straight American Athletic Conference Regular Season Championships

## 2025 SCHEDULE & RESULTS

Feb. 14	GEORGE MASON (DH)	12:00 p.m.
Feb. 14	GEORGE MASON (DH)	TBA
Feb. 15	GEORGE MASON	2:00 p.m.
Feb. 18	at Campbell	5:00 p.m.
Feb. 21	NORTH CAROLINA	5:00 p.m.
Feb. 22	vs. North Carolina #	12:30 p.m.
Feb. 25	at North Carolina	1:00 p.m.
Feb. 25	OLD DOMINION	4:00 p.m.
Feb. 28	KENT STATE!	4:30 p.m.
March 1	INDIANA STATE!	4:30 p.m.
March 2	VIRGINIA TECH!	3:30 p.m.
March 4	vs. Gardner-Webb %	6:00 p.m.
March 7	COASTAL CAROLINA	4:00 p.m.
March 8	COASTAL CAROLINA	2:00 p.m.
March 9	COASTAL CAROLINA	1:00 p.m.
March 11	at VCU	6:00 p.m.
March 12	at VCU	3:00 p.m.
March 14	WILLIAM & MARY	6:00 p.m.
March 15	WILLIAM & MARY	4:00 p.m.
March 16	WILLIAM & MARY	1:00 p.m.
March 18	vs. UNCW %	6:00 p.m.
March 21	MEMPHIS +	6:00 p.m.
March 22	MEMPHIS +	4:00 p.m.
March 23	MEMPHIS +	12:00 p.m.
March 25	at Duke	7:00 p.m.
March 28	at Rice +	7:30 p.m.
March 29	at Rice +	3:00 p.m.
March 30	at Rice +	2:00 p.m.
April 1	at UNCW	6:00 p.m.
April 2	ELON	6:00 p.m.
April 4	FLORIDA ATLANTIC +	6:00 p.m.
April 5	FLORIDA ATLANTIC +	4:00 p.m.
April 6	FLORIDA ATLANTIC +	1:00 p.m.
April 8	NC STATE	6:00 p.m.
April 11	at Charlotte + &	6:00 p.m.
April 12	at Charlotte +	2:00 p.m.
April 13	at Charlotte +	1:00 p.m.
April 15	UNCW	6:00 p.m.
April 17	at UAB +	6:00 p.m.
April 18	at UAB +	6:00 p.m.
April 19	at UAB +	2:00 p.m.
April 22	at NC State	6:00 p.m.
April 25	TULANE +	6:00 p.m.
April 26	TULANE +	4:00 p.m.
April 27	TULANE +	1:00 p.m.
April 29	at Elon	6:00 p.m.
May 2	at Wichita State +	7:00 p.m.
May 3	at Wichita State +	3:00 p.m.
May 4	at Wichita State +	2:00 p.m.
May 9	UTSA +	6:00 p.m.
May 10	UTSA +	4:00 p.m.
May 11	UTSA +	1:00 p.m.
May 13	CAMPBELL	6:00 p.m.
May 15	at South Florida +	6:00 p.m.
May 16	at South Florida +	6:00 p.m.
May 17	at South Florida +	2:00 p.m.
May 20-25	AAC Baseball Championship	TBD
May 30-June 2	NCAA Regionals	TBD
June 6-9	NCAA Super Regionals	TBD
June 13-23	College World Series	TBD

! - Keith LeClair Classic (Greenville, N.C.)  
 # - Played at Durham Bulls Athletic Park (Durham, N.C.)  
 % - Played at Segra Stadium (Fayetteville, N.C.)  
 & - Played at Trust Field (Charlotte, N.C.)  
 + - Denotes American Athletic Conference Game



## Games 1-3: George Mason Patriots at East Carolina Pirates

February 14-15 • Lewis Field at Clark-LeClair Stadium (5,000) • Greenville, N.C.



**Head Coach** Cliff Godwin (East Carolina, '00)  
**Career Record** 397-186-1 (11th Season)  
**Record at East Carolina** Same  
**Record vs. George Mason** 5-0



**Head Coach** Shawn Camp (George Mason, '97)  
**Career Record** 57-59 (Third Season)  
**Record at George Mason** Same  
**Record vs. East Carolina** 0-3

### ▶ WHERE TO FOLLOW, WATCH & LISTEN

**Stream** ESPN+  
 Patrick Johnson and Mike Mullis  
**Radio** 94.3 FM The Game  
 Dylan Johnson and Dr. Gary Overton  
**Live Stats** www.statbroadcast.com  
**Twitter** @ecubaseball  
**Instagram** @ecu\_baseball  
**Official Athletics Website** www.ecupirates.com

### LEADING OFF

▶ East Carolina begins its 11th season under the direction of Head Coach Cliff Godwin when it hosts George Mason for a three-game series inside Lewis Field at Clark-LeClair Stadium. The Pirates put together a 46-17 overall record and 19-8 American Athletic Conference mark on the way to their fifth-straight regular season title. ECU also hosted a regional for the fifth time in the last six full seasons and reached the regional finals for the fifth consecutive campaign. East Carolina welcomes 27 newcomers to the 2025 roster, joining 16 returning players from the 2024 squad.

### EAST CAROLINA/ECU PLEASE

▶ Feel free to call us East Carolina or ECU. However, we respectfully ask that the erroneous designation of Eastern Carolina or flawed abbreviations such as E-Carolina, East-Caro, ECaro, or EC never be used.

### PROJECTED 2025 OPENING WEEKEND PITCHING ROTATION (2024 FINAL STATISTICS)

Pos.	Player	ERA	W-L	App	GS	CG	SV	IP	H	R	ER	BB	K
LHP	Ethan Norby (So.)	3.79	4-0	20	10	0	2	59.1	54	33	25	25	63
RHP	Bradley Zayac (Fr.)												
RHP	Sean Jenkins (Fr.)												

### STATISTICAL COMPARISON (2024 FINAL)

	East Carolina	George Mason
<b>2024 Overall Record (Conference Record)</b>	46-17 (19-8 American)	21-32 (7-17 Atlantic 10)
<b>Final 2023 NCAA RPI Ranking</b>	22	233
<b>Preseason National Ranking (Highest)</b>	NR	NR
<b>Batting Average</b>	.309	.283
<b>On Base Percentage</b>	.399	.373
<b>Slugging Percentage</b>	.485	.435
<b>Runs (Per Game)</b>	498 (7.9)	354 (6.7)
<b>Hits (Per Game)</b>	671 (10.6)	507 (9.6)
<b>Doubles</b>	99	100
<b>Triples</b>	15	11
<b>Home Runs</b>	85	50
<b>Stolen Bases/Attempts</b>	73/88	109/147
<b>Earned Run Average</b>	4.05	7.14
<b>Batters Struck Out</b>	630	418
<b>Batters Walked</b>	243	248
<b>Opposing Batting Average</b>	.229	.290
<b>Fielding Percentage</b>	.977	.964

### FINAL 2024 LINEUP (RETURNERS IN BOLD)

Pos.	Player	GP-GS	Avg.	AB	R	H	2B	3B	HR	RBI	TB	BB	SB-A
C	Justin Wilcoxon	63-61	.293	229	40	67	6	0	14	47	115	23	2-2
1B	Carter Cunningham	63-63	.367	251	77	92	17	2	17	66	164	38	6-8
2B	Jacob Starling	51-51	.282	188	42	53	12	1	9	44	94	24	9-10
<b>3B</b>	<b>Dixon Williams</b>	<b>62-60</b>	<b>.308</b>	<b>208</b>	<b>44</b>	<b>64</b>	<b>11</b>	<b>0</b>	<b>9</b>	<b>43</b>	<b>102</b>	<b>25</b>	<b>5-7</b>
SS	Joey Berini	63-63	.225	213	37	48	4	3	4	36	70	20	3-4
LF	Bristol Carter	56-46	.346	159	30	55	7	1	2	31	70	12	4-5
<b>CF</b>	<b>Ryley Johnson</b>	<b>63-60</b>	<b>.339</b>	<b>227</b>	<b>75</b>	<b>77</b>	<b>9</b>	<b>5</b>	<b>4</b>	<b>33</b>	<b>108</b>	<b>43</b>	<b>23-26</b>
RF	Jacob Jenkins-Cowart	63-63	.340	265	61	90	19	0	13	79	148	21	7-10
DH	Ryan McCrystal	54-51	.346	188	26	65	10	1	7	39	98	16	2-2

## ▶ QUICK FACTS

### GENERAL/ADMINISTRATION

<b>Institution Name:</b>	East Carolina University
<b>Location:</b>	Greenville, N.C. 27858
<b>Founded:</b>	1907
<b>Enrollment:</b>	26,941 (Fall 2024)
<b>Conference:</b>	American Athletic Conference
<b>Nickname:</b>	Pirates
<b>Colors:</b>	Purple (PMS #268) and Gold (PMS #109)
<b>Home Stadium:</b>	Lewis Field at Clark-LeClair Stadium (5,000/2005)
<b>Chancellor:</b>	Dr. Philip Rogers (Wake Forest, '05)
<b>Director of Athletics:</b>	Jon Gilbert (Lenoir-Rhyne, '91)
<b>Athletic Department Phone:</b>	(252) 737-4600

### PROGRAM HISTORY/TEAM INFORMATION

<b>NCAA Tournament Appearances:</b>	34
(2024, 2023, 2022, 2021, 2019, 2018, 2016, 2015, 2012, 2011, 2009, 2008, 2007, 2005, 2004, 2003, 2002, 2001, 2000, 1999, 1993, 1991, 1990, 1989, 1987, 1984, 1982, 1980, 1977, 1974, 1970, 1968, 1966 and 1964)	
<b>NCAA Tournament Record:</b>	52-71
<b>Last NCAA Regional Appearance:</b>	2024 Greenville Regional
	No. 1 Seed/No. 16 National Seed
<b>Last NCAA Super Regional Appearance:</b>	2022
	Greenville Super Regional vs. Texas
<b>Last NCAA Tournament Victory:</b>	2024
	19-6 over Evansville at the NCAA Greenville Regional
<b>Last NCAA Tournament Loss:</b>	2024
	6-5 to Evansville in the NCAA Greenville Regional Final
<b>Championships (Regular Season/Tournament):</b>	31 (18/13)
<b>NCAA Regional Titles:</b>	7 (2001, 2004, 2009, 2016, 2019, 2021, 2022)
<b>National Titles:</b>	1 (1961 NAIA)

### COACHING STAFF

<b>Head Coach:</b>	Cliff Godwin (East Carolina, '00)
<b>Overall Record (Seasons):</b>	397-186-1 (11th)
<b>Record at East Carolina (Seasons):</b>	Same
<b>Associate Head Coach/Recruiting Coordinator:</b>	Jeff Palumbo
	11th Season/George Mason ('04)
<b>Assistant Coach/Pitching:</b>	Austin Knight
	Sixth Season/Ole Miss, '15
<b>Assistant Coach/Hitting:</b>	Henri Lartigue
	Second Season/Ole Miss, '22
<b>Director of Baseball Development:</b>	Heath Blackmon
	Fourth Season/Liberty, '18
<b>Director of Baseball Operations:</b>	Eddie Loesner
	First Season/East Carolina, '95
<b>Head Athletic Trainer:</b>	Hunter Martin
	First Season/North Georgia, '20
<b>Baseball Office:</b>	(252) 737-1985
<b>Stadium Address:</b>	9999 Charles Blvd. Greenville, N.C. 27858

### TEAM ANALYSIS

<b>2024 Overall Record:</b>	46-17
	Home: 29-6   Away: 13-9   Neutral: 4-2
<b>2024 AAC Record/Finish:</b>	19-8/Regular Season Champion
<b>2024 National Rankings:</b>	No. 16 (USA Today/Coaches, Baseball America)
	No. 17 (NCBWA)
	No. 20 (D1Baseball)
	No. 24 (Perfect Game)
<b>Players Returning/Lost:</b>	16/23
<b>Lineup Starters Returning/Lost:</b>	2/7
<b>Pitchers Returning/Lost:</b>	7/11
<b>Newcomers:</b>	27

### EAST CAROLINA ATHLETICS MEDIA RELATIONS

<b>Associate Director/Media Relations</b>	Chip Welch
<b>Email</b>	welchc15@ecu.edu
<b>Office Phone</b>	(252) 737-4520
<b>Cell Phone</b>	(336) 508-1994

## ▶ PRESEASON INDIVIDUAL NOTABLES (BASED ON 2024 CAMPAIGN)

▶ **Jackson DiLorenzo:** Appeared in 20 games out of the bullpen ... Compiled a 2-2 record with a 4.62 earned run average, 26 strikeouts and 10 walks in 25.1 innings of work ... Logged multiple strikeouts in seven outings, including a career-high four in two frames against Rice (May 21) in the Pirates' opening game of the American Athletic Conference Tournament ... Picked up wins over North Carolina (Feb. 25) and Rice (May 17) ... Tossed two scoreless innings with two strikeouts in the NCAA Greenville Regional game seven versus Evansville (June 3) ... Turned in a career long 3.1-inning outing in ECU's 15-5 victory over Rice (May 17).

▶ **Jake Hunter:** Appeared in 14 games with six starts before suffering a season-ending injury in late April ... Compiled a 3-2 record with a 4.05 earned run average, 37 strikeouts and 16 walks in 40.0 innings of work ... Limited opposing hitters to a .217 batting average ... Tossed 17.2 innings in American Athletic Conference play, putting together a 2-1 record with a 3.06 ERA and 11 strikeouts as well as a .210 opposing batting average ... Tallied a season-high six strikeouts in his first two outings of the season – wins over Rider (Feb. 18) and North Carolina (Feb. 15) ... Collected victories over Rider (Feb. 18), Florida Atlantic (April 7) and Memphis (April 28) while posting a save against UAB (March 29) ... East Carolina emerged victorious in 11 of 14 games in which he pitched ... Logged five strikeouts versus both Liberty (March 10) and William & Mary (April 16).


▶ **Ryley Johnson:** First ABCA/Rawlings Gold Glove Award winner in program history ... Reigning AAC Defensive Player of the Year ... Played in all 63 games with 60 starts as East Carolina's everyday center fielder ... Hit .339 (77-for-227) with 75 runs scored, nine doubles, five triples, four home runs, 33 RBI, 108 total bases, 43 walks and 23 stolen bases ... Did not commit an error in 142 defensive chances ... Paced the American Athletic Conference in stolen bases and triples while slotting 19th nationally in triples and runs scored, 53rd in runs scored per game and 65th in triples per game ... Was the club's top hitter by average in league play for the second-straight campaign, batting .372 (35-for-94) with 27 runs scored and 18 RBI ... Notched 11 two-out RBI ... Went 12-for-18 (.667) with a runner on third and less than two outs ... Hit .391 (9-for-23) at the NCAA Greenville Regional ... Reached base safely in the first 44 games of the season, Produced 24 multiple-hit performances and eight multiple-RBI efforts ... Put together a 19-game hitting streak from April 5-May 5 during which he batted .437 (31-for-71) with 30 runs scored, four doubles, three triples, two home runs and 16 RBI ... Tallied game-winning RBI in victories over Purdue (March 1) and Liberty (March 8) ... Clubbed home runs versus Columbia (March 15 and 17), Charlotte (April 12) and William & Mary (April 16) ... Hit .417 (5-for-12) with six runs scored and four RBI in the Memphis series ... Went 2-for-4 with three runs scored and an RBI in the win over VCU at the NCAA Greenville Regional ... Notched at least two hits in the last four games of the campaign ... Hit most often in the leadoff spot (54 times), helping lead the Pirates to 41 wins in those contests.

▶ **Ethan Norby:** Appeared in 20 games with 10 starts, eventually working his way into the Pirates' weekend rotation ... Put together a 4-0 record while compiling a 3.79 earned run average with 63 strikeouts against 25 walks in 59.1 innings of work ... Posted a pair of saves in wins over Wichita State (April 19) and Rice (May 16) ... Limited opposing hitters to a .243 batting average ... Went 1-0 with a 3.25 earned run average and 33 strikeouts in 27.2 innings during American Athletic Conference play ... Logged double-digit strikeouts in nine appearances, including a career-high 10 in a 4.2-inning relief effort versus Old Dominion (April 10) ... Became the first ECU reliever to register 10 or more strikeouts in a game since Jake Agnos fanned 11 against Western Carolina on March 3, 2017 ... Tallied wins over UAB, Old Dominion, NC State and Evansville ... Struck out six and did not allow a hit in 4.0 scoreless and hitless innings in the UAB series finale ... Collected his first collegiate save in the Wichita State series opener by striking out four over the final 1.1 innings ... Allowed just one earned run in 4.1 innings of relief to earn the win over No. 21 NC State ... Logged his second save of the season with 2.2 scoreless frames in the Rice series opener ... Struck out nine batters over in a career long 5.1 inning effort to help lift East Carolina past Evansville in game one of the NCAA Greenville Regional finals.


▶ **Colby Wallace:** Played in 27 games with 16 starts (13/3B, 3/DH) ... Also made five appearances on the mound ... Hit .261 (18-for-69) with 15 runs scored, a double, a triple, six RBI, 21 total bases and 10 walks ... Posted a 2-0 record with a 4.50 earned run average, four strikeouts and four walks in 6.0 innings pitched ... Hit .395 (15-for-38) in American Athletic Conference play with 11 runs scored and four RBI ... Tallied four two-out RBI ... Picked up a pair of pitching victories over Rice (May 21 and 24) at the AAC Tournament ... Logged a season-high three hits in three games – versus Cal State Fullerton (March 2), Charlotte (April 14) and Wichita State (April 19) ... Made his collegiate pitching debut against Rice (May 17), striking out three batters in 2.0 scoreless innings ... Drove in two runs in the series finale versus Wichita State (April 20) ... Drew three walks against Columbia (March 15).

▶ **Dixon Williams:** Played in 62 games with 60 starts (49/3B, 11/2B) ... Hit .308 (64-for-208) with 44 runs scored, 11 doubles, nine home runs, 43 RBI, 102 total bases, 25 walks and five stolen bases ... Tallied a .490 slugging percentage and .406 on base percentage to account for an .896 OPS ... Batted .323 (30-for-93) in American Athletic Conference play and started all 27 games ... Logged five hits in 11 at bats for a .455 batting average in the AAC Tournament ... Went 8-for-20 (.400) with six runs scored, two doubles and a home run to earn all-tournament team accolades at the NCAA Greenville Regional ... Put together 17 multiple-hit efforts and 11 multiple-RBI performances ... Hit .344 (22-for-64) with runners in scoring position and .696 (16-for-23) with a runner on third and less than two outs while producing 18 two-out RBI ... Notched a home run in games against Purdue (March 1), Columbia (March 16), UTSA (March 24), Memphis (April 27 and 28), South Florida (May 3 and 5), Wichita State (May 23) and Wake Forest (June 1) ... Registered a home run in four-straight games from April 27-May 5 ... Posted game-winning RBI in victories over Rider (Feb. 18), Columbia (March 15), NC State (April 2) and William & Mary (April 16) ... Tallied a career-high four RBI in East Carolina's walkoff win over Wake Forest at the NCAA Greenville Regional ... Went 3-for-6 with three runs scored and an RBI versus Evansville in the NCAA Greenville Regional finals ... Collected three RBI in wins over Columbia and Charlotte ... Stole home to give ECU a walkoff win over Wichita State in the AAC Tournament semifinals ... Notched a hit in 42 of 63 games played with a career-high four in the series finale at Memphis ... The Pirates were 9-2 when he started at second base and 8-3 when he hit in the fifth spot in the lineup.


## ▶ WEEKEND WEATHER FORECAST



**Friday, Feb. 14**  
High: 51 | Low: 32 | Mostly Sunny



**Saturday, Feb. 15**  
High: 59 | Low: 54 | PM Showers



## Quick Things To Note About The 2024 Season

- ▶ East Carolina made its eighth NCAA Regional appearance under Head Coach Cliff Godwin (2015, 2016, 2018, 2019, 2021, 2022, 2023, 2024).
- ▶ The Pirates won their fifth-straight American Athletic Conference regular season title, besting UTSA by two games in the final league standings.
- ▶ ECU reached a regional final for the fifth consecutive campaign.
- ▶ The Pirates tied for the third-most victories in a single season in program history (46).
- ▶ East Carolina registered 40 wins for the sixth-straight year.
- ▶ ECU put 10 players on the All-American Athletic Conference Teams (third-straight season with 10 or more selections).
- ▶ The Pirates swept the AAC Player (Carter Cunningham) and Pitcher (Trey Yesavage) of the Year awards for the second time since joining the league (also 2021).
- ▶ East Carolina had a player named AAC Player or Pitcher of the Week nine times.
- ▶ The Pirates set the AAC single-season record for runs scored (498), hits (671) and RBI (465).
- ▶ ECU posted single season program top-10 marks in hit by pitch (85/1st), pitching strikeouts per nine innings (10.23/2nd), RBI (3rd), pitching strikeouts (630/3rd), home runs (85/4th) and opposing batting average (.229/5th).
- ▶ East Carolina slotted in the Top 30 nationally in 12 statistical categories.
- ▶ The Pirates ranked in the various Top 25 polls every week of the season.
- ▶ ECU finished 12th nationally in average attendance (4,865) as well as 14th in total attendance (170,277).
- ▶ The Pirates won 12 of 14 weekend series while recording seven sweeps.
- ▶ East Carolina welcomed the two largest crowds in Clark-LeClair Stadium history (April 23/NC State/6,054) (Feb. 25/North Carolina/6,017) as well as the fourth largest (April 13/Charlotte/5,998).
- ▶ ECU compiled a 3.57 team GPA for the spring semester, marking the 14th-straight semester that the Pirates have posted a 3.40 or better mark.
- ▶ ECU captured the American Athletic Conference Baseball Team Academic Excellence Award and ABCA Team Academic Excellence Award for the ninth-straight season.

## 2025 Honors

### Brett Antolick

No. 1 AAC Prospect For 2026 MLB Draft ..... D1Baseball.  
 No. 3 AAC Prospect For 2026 MLB Draft ..... Perfect Game.

### Walker Barron

No. 36 AAC Prospect For 2025 MLB Draft ..... D1Baseball.

### Alex Bouche

No. 29 AAC Prospect For 2025 MLB Draft ..... D1Baseball.

### Drew Downs

No. 9 AAC Prospect For 2027 MLB Draft ..... Perfect Game.

### Jake Hunter

No. 39 on Top 75 Seniors List ..... Perfect Game.

### Austin Irby

No. 2 AAC Prospect For 2027 MLB Draft ..... Perfect Game.  
 No. 5 AAC Impact Freshman ..... D1Baseball.

### Sean Jenkins

Preseason AAC Pitcher of the Year ..... Baseball America.  
 Preseason AAC Freshman of the Year ..... Perfect Game/D1Baseball/Baseball America.  
 No. 4 National Incoming Freshman ..... Baseball America.  
 No. 65 National Incoming Freshman ..... Perfect Game.  
 No. 69 on Top 150 Starting Pitchers List ..... D1Baseball.  
 No. 1 AAC Impact Freshman ..... D1Baseball.  
 No. 1 AAC Prospect For 2027 MLB Draft ..... Perfect Game.

### Ryley Johnson

Preseason All-AAC Team ..... AAC Coaches/Perfect Game.  
 No. 38 on Top 100 Outfielders List ..... D1Baseball.  
 No. 5 AAC Prospect For 2025 MLB Draft ..... Perfect Game.

### Michael Kalinich

No. 18 AAC Impact Freshman ..... D1Baseball.

### Ethan Norby

Stopper of the Year Award Watch List ..... NCBWA  
 Preseason All-AAC Team ..... AAC Coaches/Perfect Game.

No. 24 on Top 100 Relievers List ..... D1Baseball.  
 No. 93 on Top 105 Sophomores List ..... Perfect Game.  
 No. 1 AAC Prospect For 2026 MLB Draft ..... Perfect Game.  
 No. 11 AAC Prospect For 2026 MLB Draft ..... D1Baseball.

### Alex Peltier

No. 6 AAC Impact Freshman ..... D1Baseball.

### Brad Pruett

No. 71 on Top 100 Relievers List ..... D1Baseball.  
 No. 11 AAC Prospect For 2026 MLB Draft ..... D1Baseball.

### Ryan Towers

No. 102 on Top 150 Starting Pitchers List ..... D1Baseball.  
 No. 13 AAC Prospect For 2025 MLB Draft ..... Perfect Game/D1Baseball.

### Braxton Tramel

No. 3 AAC Impact Freshman ..... D1Baseball.

### Colby Wallace

No. 3 AAC Prospect For 2026 MLB Draft ..... D1Baseball.  
 No. 6 AAC Prospect For 2026 MLB Draft ..... Perfect Game.

### Lance Williams

No. 7 AAC Prospect For 2026 MLB Draft ..... D1Baseball.  
 No. 9 AAC Prospect For 2026 MLB Draft ..... Perfect Game.  
 No. 15 AAC Impact Freshman ..... D1Baseball.

### Dixon Williams

Preseason AAC Player of the Year ..... Baseball America.  
 Preseason All-AAC Team ..... Perfect Game.  
 No. 8 on Top 50 Second Basemen List ..... D1Baseball.  
 No. 1 AAC Prospect for 2025 MLB Draft ..... Perfect Game/D1Baseball.  
 No. 111 Overall Collegiate Prospect for 2025 MLB Draft ..... D1Baseball.

### Ethan Young

No. 34 AAC Prospect For 2025 MLB Draft ..... Perfect Game.

### Bradley Zayac

No. 10 AAC Prospect For 2027 MLB Draft ..... Perfect Game.

## The George Mason Series

East Carolina leads the series with George Mason 47-30. The teams last met in 2023 when ECU swept a three game non-conference series at Clark-LeClair Stadium. The Pirates have won nine straight over the Patriots dating back to the 2000 campaign. Below is a closer look at the recent series ledger.

Date	Location	Result
3/26/23	Greenville, N.C.	W, 5-0 (8)
3/25/23	Greenville, N.C.	W, 8-1
3/24/23	Greenville, N.C.	W, 11-3
3/9/16	Greenville, N.C.	W, 6-0
3/8/16	Greenville, N.C.	W, 8-1
4/29/01	Greenville, N.C.	W, 9-3
4/28/01	Greenville, N.C.	W, 2-1
4/27/01	Greenville, N.C.	W, 5-4
5/16/00	Manteo, N.C. (CAA Tournament)	W, 8-3
4/30/00	Fairfax, Va.	L, 11-7

## Pirates Tabbed AAC Preseason Favorites

After capturing its fifth-straight American Athletic Conference regular season title in 2024, East Carolina has once again topped the 2025 Preseason Coaches Poll. The Pirates have been picked first in the preseason poll seven-straight times and eight overall since joining the conference prior to the 2015 campaign. ECU collected 80 points and eight out of 10 first place votes while Wichita State and Tulane were second and third with 72 and 63 points respectively. The Shockers were awarded the other two first-place votes. Senior outfielder Ryley Johnson and sophomore LHP Ethan Norby were tabbed to the Preseason All-AAC Team. Johnson is the reigning American Athletic Conference Defensive Player of the Year while Norby was selected a Freshman All-American by both Baseball America and Perfect Game last season.

## In Season-Opening Series

East Carolina has won seven of 10 season-opening series since 2015. Oddly, each three-game set has ended in a sweep. The Pirates have recorded clean sweeps over Longwood (2016), Western Carolina (2018), Radford (2019), William & Mary (2020), Rhode Island (2021), George Washington (2023) and Rider (2024) while falling to Virginia (2015), Ole Miss (2017) and Bryant (2022).

## 40 Somethings

East Carolina won 46 games in 2024, marking its sixth-straight campaign of eclipsing the 40-victory plateau. The Pirates own the second longest active streak nationally, trailing only Southern Miss (eight).

## Winning With Regularity

ECU has claimed the last five AAC regular season titles. Wright State (Horizon League) is the only program in the country with a longer streak while Connecticut (Big East) and Fairfield (Metro) sit on four-straight conference regular season championships.

## Distinguished Double

By winning both the regular season and conference tournament in 2022, ECU became the first team in league history to win both the outright/solo regular season title and conference tournament crown. Houston pulled off the double in 2017, but the Cougars had to share the regular season championship with UCF and were the No. 2 seed in the league tourney.

## Listed Among The Nation's Elite

DIBaseball recently updated its Top 100 baseball programs in 2024, identifying clubs in the best shape right now with an eye toward the next five to 10 years. ECU was tabbed No. 22 and is the highest ranked side in the AAC as well as one of six North Carolina institutions in the top 50 (North Carolina/12, NC State/14, Duke/28, Wake Forest/24 and UNCW/49). South Florida represents the next highest American Conference team at No. 62 while Charlotte is 73rd and Tulane slots 75th.

## RPI Examination

ECU owns the third-best average RPI in the nation over the last five years, finishing seventh in 2019, 13th in 2021, eighth in 2022, 26th in 2023 and 22nd in 2024. The Pirates' average mark of 14.8 ranks behind just Florida (10.6) and Oklahoma State (14.4).

## Academic Success

Since Cliff Godwin returned to East Carolina, his teams have excelled in the classroom by registering a 3.05 or higher grade point average in 16 of 17 semesters, including a team-best 3.75 in the Fall of 2024, which bested the previous mark of 3.69 (Spring 2021). Under Godwin, a two-time Academic All-America selection, his teams have combined to have over 500 players on the ECU Director of Athletics Honor Roll (3.0 or higher), while over 100 Pirates have earned inclusion on The American All-Academic Team maintaining a minimum 3.00 GPA. Following the 2024 season, the Pirates earned their ninth-straight AAC Team Academic and American Baseball Coaches Association (ABCA) Excellence Awards (2016-23). Seven players have earned

CoSIDA Academic All-America honors since 2016 (Travis Watkins/2016 first team, Charlie Yorgen/2016 third team, Jake Agnos/2019 first team, Alec Burleson/2019 third team and 2020 first team, Matt Bridges/2021 third team, Carter Cunningham/2024 first team and Trey Yesavage/2024 First Team). Burleson became the third player in program history to be named a two-time Academic All-America selection joining Godwin and Sam Narron.

Fall 2014	3.06 (16 Honor Roll)
Spring 2015	2.87 (9 Honor Roll)
Fall 2015	3.42 (28 Honor Roll)
Spring 2016	3.20 (21 Honor Roll)
Fall 2016	3.41 (30 Honor Roll)
Spring 2017	3.14 (17 Honor Roll)
Fall 2017	3.52 (34 Honor Roll)
Spring 2018	3.43 (30 Honor Roll)
Fall 2018	3.41 (26 Honor Roll)
Spring 2019	3.48 (29 Honor Roll)
Fall 2019	3.44 (34 Honor Roll)
Spring 2020	3.61 (33 Honor Roll)
Fall 2020	3.59 (34 Honor Roll)
Spring 2021	3.69 (39 Honor Roll)
Fall 2021	3.54 (38 Honor Roll)
Spring 2022	3.40 (26 Honor Roll)
Fall 2022	3.62 (36 Honor Roll)
Spring 2023	3.52 (36 Honor Roll)
Fall 2023	3.57 (39 Honor Roll)
Spring 2024	3.57 (39 Honor Roll)
Fall 2024	3.75 (42 Honor Roll)

## In The Community

In the community, the Pirates have volunteered over 5,000 hours working with programs in the Pitt County area as the Food Bank of Central and Eastern North Carolina, Team IMPACT, Riley's Army, Cypress Glenn Retirement Community Flood Relief, Red Cross, First Born Community Development Center, Hurricane Relief, Jackie Robinson League, Local Fellow Christian Athletes (FCA) programs, Pirate Trash Pickup, ACES for Autism, Make-A-Wish Foundation, Elmhurst Elementary PE classes, SustainECU Litter Cleanup, the James and Connie Maynard Children's Hospital and many others.

## Professional Pirates

East Carolina boasts the fourth-most Major League Baseball draft picks of any institution in the Tar Heel State since 2003, according to the Twitter account Baseball Cube (@theBaseballCube). Only NC State, North Carolina and Wake Forest have had more players selected.

North Carolina	110
NC State	108
Wake Forest	77
<b>East Carolina</b>	<b>76</b>
Duke	66
UNCW	64
Elon	45
Western Carolina	38
UNC Greensboro	37
Charlotte	35
Campbell	28
High Point	21
Catawba College	19
Louisburg College	18
Davidson	15
Gardner-Webb	14
Lenoir-Rhyne College	12
Wingate	12
North Carolina A&T	11
Surry CC	7
UNC Pembroke	7
Pitt Community College	7
Belmont Abbey	7

## 2025 ECU Baseball Walkup Songs

Alex Bouche	Run Up (J Boog)
Alex Peltier	LGLG (Trippie Redd)
Austin Irby	Tom Sawyer (Rush)
Braden Burress	Public Service Announcement (Jay Z)
Braxton Tramel	Through the Late Night (Travis Scott)
Chance Hall	Paranoid (Black Sabbath)
Colby Wallace	Rock the Body (Black Eyed Peas)
David Lillis	Gently (Drake)
Davin Whitaker	Can't Tell Me Nothing (Kanye West)
Dixon Williams	The Sweet Escape (BigXthaPlug Remix)
Drew Downs	T.N.T (ACDC)
Jack Herring	The Chain (Fleetwood Mac)
Jason Janesko	I'm So Paid (Akon)
John Collins	Stay Fly (Three 6 Mafia)
Kenan Bowman	Temperature (Sean Paul)
Michael Kalinich	Pegao (Cloonee)
Neil Griffin	Can I Take My Hounds To Heaven? (Tyler Childers)
Nick Parham	Money and Fame (NEEDTOBREATHE)
Parker Byrd	God Is (Kanye West)
Roger Vergara	Si Es Trucho. Es Trucho (Axel Rulay)
Ryley Johnson	Fly (Quavo and Lenny Kravitz)
Walker Barron	Crazy Town (Jason Aldean)
Brad Pruet	Afraid to Feel (If System)
Bradley Zayac	Brain Stew (Green Day)
Tyler Brashear	Come Together (Gary Clark and Junkie XL)
Brett Antolick	Welcome to the Show (Cody Johnson)
Dawson Kehr	Renegade (Styx)
Ethan Norby	Kickstart My Heart (Motley Crue)
Ethan Young	Fuss and Fight (Koe Wetzel)
Gabe Beschloss	Rooster (Alice in Chains)
Ian White Jr.	The Touch (Stan Bush)
Jackson DiLorenzo	Headstrong (Trap)
Jaden Winter	John Wayne (Whiskey Myers)
Jake Hunter	Fortunate Son (Credence Clearwater Revival)
Lance Williams	Wild Thing (X)
Michael Irby	Animal I Have Become (Three Days Grace)
Nick Moran	Run Through the Jungle (Credence Clearwater Revival)
Ryan Towers	Miracle Maker (Dom Dolla)
Sean Jenkins	Hail to the King (Avenged Sevenfold)
Talor Grubbs	Bad to the Bone (George Thorogood)
Trevor Jackson	Homecoming (Kanye West)

## East Carolina Top 30 Recruiting Classes

Since Godwin took over at ECU, the Pirates have garnered seven Top 30 national recruiting rankings by Baseball America, Collegiate Baseball, D1Baseball and Perfect Game. A closer look:

### 2015-16 Class

No. 19	D1Baseball
No. 23	Baseball America

### 2016-17 Class

No. 19	Baseball America
No. 20	D1Baseball

### 2021-22 Class

No. 26	Collegiate Baseball
--------	---------------------

### 2023-24 Class

No. 25	Perfect Game
No. 26	Collegiate Baseball

## Jungle MVPs

The denizens of the Pirate Jungle honor the baseball team each year with its annual Williams Jungle awards, presenting an offensive and pitching MVP. The recipients receive a plaque and have their names immortalized inside the Clark-LeClair Stadium Clubhouse. Below is a look at the winners since 2001.

Season	Offensive MVP	Pitching MVP
2001	Chad Tracy	None
2002	Clayton McCullough	None
2003	Jamie Paige	Davey Penny

2004	Ryan Jones	Greg Bunn
2005	Brian Cavanaugh	Ricky Brooks
2006	Jake Smith	Brody Taylor
2007	Ryan Wood	Shane Matthews
2008	Kemp/Eldridge	Seth Maness
2009	Trent Whitehead	Kevin Brandt
2010	Kyle Roller	Seth Maness
2011	Zach Wright	Brad Mincey
2012	Drew Reynolds	Jharel Cotton
2013	Drew Reynolds	Jeff Hoffman
2014	Zach Houchins	Ryan Williams
2015	Luke Lowery	Evan Kruczynski
2016	Parker Lamm	Evan Kruczynski
2017	Eric Tyler	Evan Kruczynski
2018	Bryant Packard	Chris Holba
2019	Alec Burleson	Jake Agnos
2020	None Awarded	None Awarded
2021	Connor Norby	Gavin Williams
2022	Lane Hoover	Carter Spivey
2023	Lane Hoover	Trey Yesavage
2024	Carter Cunningham	Trey Yesavage

## 2025 NUMERICAL ROSTER

No.	Name (B/T)	Position	Height	Weight	Class	Experience	Hometown (Previous School)
0	Kenan Bowman (R/R)	INF	6-0	190	R-Fr.	HS	Charlotte, N.C. (Legion Collegiate Academy)
1	Dixon Williams (L/R)	INF	6-2	210	Jr.	2L	Greenville, N.C. (D.H. Conley)
2	Roger Vergara (L/R)	INF	6-0	196	Jr.	TR	Weston, Fla. (St. John's River State College)
3	Davin Whitaker (L/R)	OF/1B	6-4	200	R-Fr.	HS	Farmington, N.C. (Davie County)
4	Nick Parham (L/R)	INF	6-0	190	So.	1L	Asheville, N.C. (T.C. Roberson)
5	Gabe Beschloss (L/L)	LHP	6-2	213	Fr.	HS	Garden City, N.Y. (Garden City)
6	Dawson Neal (L/L)	LHP	6-2	195	Jr.	TR	Leland, N.C. (Brunswick Community College)
7	Ryan Towers (L/L)	LHP	6-0	186	Jr.	TR	Henderson, Nev. (Loyola Marymount)
8	Alex Bouche (R/R)	INF	6-2	214	Jr.	TR	Chesapeake, Va. (Old Dominion)
9	Brett Antolick (R/R)	RHP	6-3	220	So.	TR	Conyngham, Pa. (Texas A&M)
10	Colby Wallace (R/R)	INF/RHP	6-3	210	So.	1L	Biscoe, N.C. (Pinecrest)
11	Alex Peltier (R/R)	OF	6-2	185	Fr.	HS	Haymarket, Va. (Paul VI)
12	Ryley Johnson (L/L)	OF	5-9	178	Sr.	3L	Manassas, Va. (Colgan)
13	Michael Kalinich (L/R)	C	5-11	200	Fr.	HS	Longwood, Fla. (Lake Brantley)
14	Tyler Brashear (R/R)	RHP	6-3	197	Fr.	HS	Spring City, Pa. (Owen J Roberts)
16	Parker Byrd (R/R)	INF	5-10	190	So.	1L	Laurinburg, N.C. (Scotland)
17	David Lillis (L/L)	OF	6-1	205	Fr.	HS	Landenburg, Pa. (Kennett)
18	Ethan Norby (L/L)	LHP	5-10	200	So.	1L	Kernersville, N.C. (East Forsyth)
19	Jackson DiLorenzo (R/R)	RHP	6-0	245	So.	1L	Cortland Manor, N.Y. (Walter Panas)
20	Jake Hunter (R/R)	RHP	6-4	233	Sr.	3L	Rockwell, N.C. (East Rowan)
21	Austin Irby (L/R)	INF	5-11	201	Fr.	HS	Virginia Beach, Va. (Cox)
24	Walker Barron (R/R)	C	5-10	187	So.	1L	Atlanta, Ga. (IMG Academy)
25	Braxton Tramel (S/R)	INF	5-10	218	Fr.	HS	Hickory, N.C. (Fred T Foard)
26	Braden Burress (R/R)	INF	5-9	186	Fr.	HS	Snow Hill, N.C. (Greene Central)
27	Nick Moran (L/L)	LHP	6-3	230	Sr.	TR	Wake Forest, N.C. (Liberty)
29	Jason Janesko (R/R)	C/OF	6-0	200	So.	1L	Moosic, Pa. (IMG Academy)
30	Trevor Jackson (R/R)	RHP	6-1	215	Jr.	TR	Marion, Ill. (John A. Logan College)
32	Jaden Winter (R/R)	RHP	6-5	245	R-Jr.	3L	Apex, N.C. (Pro5 Baseball Academy)
33	Ethan Young (R/R)	RHP	6-2	220	Jr.	TR	Harrisburg, N.C. (Hickory Ridge)
34	Bradley Zayac (R/R)	RHP	6-3	215	Fr.	HS	Chesapeake, Va. (Grassfield)
35	Michael Irby (R/R)	RHP	6-3	210	R-Fr.	HS	Virginia Beach, Va. (Cox)
36	Drew Downs (L/R)	OF	6-3	180	Fr.	HS	Cary, N.C. (Pro5 Baseball Academy)
41	Neil Griffin (R/R)	INF/OF	6-0	172	Fr.	HS	Charlotte, N.C. (Metrolina Christian)
42	Brad Pruett (R/R)	RHP	6-3	210	So.	TR	Corinth, Texas (Oklahoma)
45	Dawson Kehr (R/R)	RHP	6-1	220	Fr.	HS	Hagerstown, Md. (Clear Spring)
47	Talor Grubbs (R/R)	RHP	6-0	210	Jr.	TR	Greensboro, N.C. (Liberty)
48	Sean Jenkins (R/R)	RHP	6-3	215	Fr.	HS	Hickory, N.C. (Fred T Foard)
51	Jack Herring (S/L)	OF	5-10	205	R-Jr.	TR	Atlanta, Ga. (Rollins College)
54	JD Little (L/L)	LHP	6-4	210	R-Fr.	HS	Taylorsville, N.C. (Alexander Central)
61	Chance Hall (R/R)	OF	6-1	193	R-Fr.	HS	North Myrtle Beach, S.C. (North Myrtle Beach HS)
66	John Collins (R/R)	C	6-3	230	Gr.	TR	New York, N.Y. (Boston College)
77	Ian White Jr. (R/R)	RHP	6-1	205	Fr.	HS	Malvern, Pa. (Haverford)
98	Lance Williams (R/R)	RHP	5-11	195	Fr.	HS	Shenandoah, Va. (William Monroe)

### ► PIRATES BY CLASS

Freshman	20
Sophomore	9
Junior	10
Senior	3
Graduate Student	1

### ► PIRATES BY POSITION

Right-Handed Pitcher	15
Left-Handed Pitcher	6
Catcher	3
Infield	11
Outfield	7
Two-Way (Position/Pitcher)	1

### ► PIRATES BY STATE

North Carolina	19
Virginia	7
Pennsylvania	5
New York	3
Florida	2
Georgia	2
Illinois	1
Maryland	1
Nevada	1
South Carolina	1
Texas	1

### ► PRONUNCIATION GUIDE

Michael Kalinich	Kuh-LYNN-itch
Dawson Kehr	Kurr
Nick Parham	PAR-uhm
Alex Peltier	PEL-tee-air
Roger Vergara	Vurr-GAH-ruh



## HEAD COACH CLIFF GODWIN • 11TH SEASON

### Overall Record | American Athletic Conference Record

397-186-1 | 148-76-1

#### Education

B.S. - Decision Science; Business - East Carolina ('00)  
MBA - East Carolina ('02)

#### Collegiate Coaching Experience

**June 2014-Present:** Head Coach, East Carolina  
**2011-14:** Assistant Coach/Recruiting Coordinator, Ole Miss  
**2009-11:** Associate Head Coach/Recruiting Coordinator, UCF  
**2006-08:** Assistant Coach, LSU  
**2005-06:** Assistant Coach, Notre Dame  
**2004-05:** Director of Operations, Vanderbilt  
**2003-04:** Volunteer Assistant Coach, UNCW

#### Career Coaching Highlights

- Named 16th head coach at East Carolina (June 25, 2014)
- Assistant Coach for USA Collegiate National Team (2018, 2022)
- Coach for USA Baseball 14U NTDP (2017)
- Five-time American Athletic Conference Coach of the Year (2015, 2019, 2021, 2022, 2024)
- Led ECU to eight NCAA Regional appearances (2015, 2016, 2018, 2019, 2021, 2022, 2023, 2024)
- Won four NCAA Regional titles (Charlottesville/2016, Greenville/2019, Greenville/2021, Greenville/2022)
- Only head coach in program history to qualify for four NCAA Super Regionals (Lubbock/2016, Louisville/2019, Nashville/2021, Greenville/2022)
- Guided East Carolina to its first-ever Super Regional victory (8-6 at Texas Tech/2016)
- Five-straight AAC regular season championships (2019, 2021, 2022, 2023, 2024) with a conferece-record 20 victories three times (20-4/2019, 20-8/2021, 20-4/2022)
- Three AAC Tournament titles (2015, 2018, 2022)
- Five AAC Tournament Championship Game appearances (2015, 2017, 2018, 2022, 2023)
- Won more games than any other first-year ECU head coach (40/2015)
- Inducted into the George Whitfield Hall of Fame in February of 2016

#### Coaching Milestones

- **First Career Win:** Feb. 21, 2015 - 8-3 over UNC Greensboro
- **100th Career Win:** April 23, 2017 - 14-3 at Cincinnati
- **150th Career Win:** May 22, 2018 - 8-4 over UCF
- **200th Career Win:** June 3, 2019 - 10-3 over Campbell (NCAA Greenville Regional Final)
- **250th Career Win:** May 16, 2021 - 5-2 at Cincinnati
- **300th Career Win:** May 29, 2022 - 6-1 over Houston (AAC Tournament Championship Game)
- **350th Career Win:** June 2, 2023 - 14-5 over Oklahoma (NCAA Charlottesville Regional)
- **First AAC Win:** March 28, 2015 - 4-1 over Memphis
- **First AAC Series Win:** April 2-4, 2015 - vs. Tulane
- **First AAC Series Sweep:** April 24-26, 2015 - vs. UCF
- **First Series Win vs. Top-Five Team:** Feb. 26-28, 2016 - vs. No. 4 Virginia
- Guided ECU to seven 40-plus win seasons (2015, 2018, 2019, 2021, 2022, 2023, 2024)
- One of two ECU head coaches to register four consecutive 40-win seasons (Other: Keith LeClair from 1999-2002)
- Third-fastest ECU coach to reach 50 wins (75 games) on March 9, 2016 ... Earl Smith and Gary Overton recorded 50 victories in 65 games
- Fifth-fastest ECU head coach to log 100 wins (165 games) on April 23, 2016
- **Stands second all time at ECU in victories with 397 ... Passed Keith LeClair (1998-2002) on March 8, 2020 ... Passed Earl Smith (1963-72) on April 26, 2019**
- Four ECU recruiting classes have garnered Top 30 national rankings
  - 2015-16 (D1Baseball/18, Baseball America/23)
  - 2016-17 (Baseball America/19, D1Baseball/20)
  - 2021-22 (Collegiate Baseball/26)
  - 2023-24 (Collegiate Baseball/26, Perfect Game/25)
- Two College World Series appearances
  - LSU (2008) and Ole Miss (2014)
- Fifteen NCAA Regional appearances
  - 2004 - UNCW
  - 2005 - Notre Dame
  - 2008 - LSU
  - 2011 - UCF
  - 2012, 2013, 2014 - Ole Miss
  - 2015, 2016, 2018, 2019, 2021, 2022, 2023, 2024 - East Carolina
- Named SEBaseball.com Assistant Coach of the Year (2010)
- Mentored a pair of Johnny Bench Award finalists in Stuart Turner (2013 winner) and Will Allen (2014 winner) - both at Ole Miss
- CAA Conference Champion at UNCW (2004)
- Big East Conference tournament champion at Notre Dame (2005)
- SEC West Division and tournament champion at LSU (2008)
- SEC West Division champion at Ole Miss (2014)

#### Playing Career Highlights

- Four-year letterwinner (1998-2001)
- Three-time team co-captain (1999-2001)
- Career totals: 24 home runs, 31 doubles, 95 RBIs
- Two-time Academic All-America selection (1999, 2001)
- All-East Regional selection in 2001 by the ABCA
- First-Team All-CAA selection as a senior in 2001
- Pat Draughon Postgraduate Scholarship recipient in 2000
- Helped ECU to a four-year record of 169-76
- Three 46-plus win seasons (1999, 2000, 2001)
- Pirates claimed a pair of CAA Tournament titles (1999, 2000)
- 2001 CAA Regular Season Champion
- Participated in three NCAA Regionals (1999, 2000, 2001)
- NCAA Regional No. 1 seed three times (1999, 2000, 2001)
- No. 7 national seed in 2001, advancing to Super Regionals
- Named to 2001 NCAA All-Regional Team

### MLB DRAFT SELECTIONS (49 Players)

	Year	Round	Pick	Name (Position)	Team
ND	2006	7	213	Craig Cooper	Padres
ND	2006	33	990	Gregory Lopez	Blue Jays
LSU	2007	45	1343	J.T. Wise (1B)	Athletics
LSU	2008	20	603	Michael Hollander (SS)	Rangers
UCF	2009	43	1284	Chadd Hartman (LF)	Padres
UCF	2009	47	1425	Shane Brown (C)	Yankees
UCF	2010	23	715	Shane Brown (C)	Yankees
UCF	2010	26	801	Christopher Duffy (LF)	Phillies
UCF	2011	5	166	Beau Taylor (C)	Athletics
UCF	2011	21	634	Jon Griffin (1B)	Diamondbacks
UCF	2011	31	939	Ronnie Richardson (OF)	Cubs
UCF	2011	44	1324	Derek Luciano (3B)	Diamondbacks
Ole Miss	2012	4	147	Alex Yarborough (2B)	Angels
Ole Miss	2012	10	337	Matt Snyder (1B)	Yankees
Ole Miss	2012	27	819	Tanner Mathis (CF)	Astros
Ole Miss	2012	29	904	Zach Kirksey (OF)	Tigers
Ole Miss	2013	3	78	Stuart Turner (C)	Twins
Ole Miss	2014	5	147	Auston Bousfield (CF)	Padres
Ole Miss	2014	9	271	Austin Anderson (3B)	Orioles
Ole Miss	2014	12	367	Braxton Lee (CF)	Rays
Ole Miss	2014	13	400	Will Allen (C)	Tigers
ECU	2015	10	313	Reid Love (LHP)	Orioles
ECU	2015	14	406	Luke Lowery (OF/C)	Diamondbacks
ECU	2015	20	601	David Lucroy (RHP)	Brewers
ECU	2017	9	274	Evan Kruczynski (LHP)	Cardinals
ECU	2018	5	141	Dwanya Williams-Sutton (OF)	Padres
ECU	2018	11	333	Chris Holba (RHP)	Cardinals
ECU	2018	20	587	Connor Litton (3B)	Phillies
ECU	2019	4	135	Jake Agnos (LHP)	Yankees
ECU	2019	5	142	Bryant Packard (OF)	Tigers
ECU	2019	7	212	Spencer Brickhouse (1B)	Diamondbacks
ECU	2019	15	460	Trey Benton (RHP)	Indians
ECU	2019	18	555	Evan Voliva (RHP)	Yankees
ECU	2019	19	579	Turner Brown (SS)	Rockies
ECU	2019	29	882	Jake Washer (C)	Cubs
ECU	2020	2	70	Alec Burleson (LHP/OF)	Cardinals
ECU	2021	1	23	Gavin Williams (RHP)	Guardians
ECU	2021	2	40	Connor Norby (2B)	Orioles
ECU	2021	19	571	Thomas Francisco (1B/OF)	Cardinals
ECU	2022	2	66	Carson Whisenhunt (LHP)	Giants
ECU	2022	10	296	Zach Agnos (SS/RHP)	Rockies
ECU	2023	11	342	Josh Grosz (RHP)	Yankees
ECU	2023	16	485	Tyler Bratt (RHP)	Cardinals
ECU	2024	1	20	Trey Yesavage (RHP)	Blue Jays
ECU	2024	8	244	Jacob Jenkins-Cowart (OF)	Marlins
ECU	2024	9	269	Ryan McCrystal (C)	Reds
ECU	2024	10	307	Carter Cunningham (1B)	Blue Jays
ECU	2024	16	483	Wyatt Lunsford-Shenkman (RHP)	Mariners
ECU	2024	19	582	Erik Ritchie (LHP)	Phillies

### FINAL NATIONAL POLL RANKINGS

Year	W-L-T	BA	CB	D1	NCBWA	PG	UT/C
2015	40-22-0	--	--	--	--	--	--
2016	38-23-1	15	15	16	15	--	16
2017	32-28-0	--	--	--	--	--	--
2018	44-18-0	23	29	--	23	21	23
2019	47-18-0	12	15	13	13	11	12
2020	13-4-0	24	--	--	18	--	--
2021	44-17-0	13	12	12	13	12	13
2022	46-21-0	17	13	13	14	13	12
2023	47-19-0	24	26	24	22	--	23
2024	46-17-0	16	--	20	17	24	16

BA - Baseball America

CB - Collegiate Baseball

D1 - D1Baseball

NCBWA - National Collegiate Baseball Writers Association

PG - Perfect Game

UT/C - USA Today/Coaches

**Note:** Collegiate Baseball folded as a publication prior to the 2024 season



## GODWIN VERSUS OPPONENTS

Opponent	Record	Percentage
Air Force	0-1	.000
Albany	3-0	1.000
Appalachian State	4-0	1.000
Bryant	1-3	.250
Cal State Fullerton	1-0	1.000
Campbell	10-7	.588
Charlotte	15-2	.882
Cincinnati	28-5-1	.838
Coastal Carolina	1-1	.500
College of Charleston	4-2	.667
Columbia	3-1	.750
Coppin State	1-0	1.000
Duke	10-3	.769
Elon	17-2	.895
Evansville	1-2	.333
Florida Atlantic	2-1	.667
FIU	0-1	.000
George Mason	5-0	1.000
Georgetown	1-0	1.000
George Washington	3-0	1.000
Georgia Southern	5-1	.833
High Point	1-2	.333
Houston	13-14	.481
Illinois State	3-0	1.000
Indiana	1-1	.500
Indiana State	1-0	1.000
Jacksonville	2-1	.667
La Salle	3-0	1.000
Liberty	8-2	.800
Long Beach State	0-1	.000
Longwood	3-0	1.000
Louisville	0-2	.000
Maryland	9-0	1.000
Marist	3-0	1.000
Memphis	29-6	.829
Mercer	0-3	.000
Michigan	1-0	1.000
Mississippi State	0-1	.000
Missouri State	3-1	.750
Monmouth	7-2	.778
Norfolk State	2-0	1.000
North Carolina	9-10	.474
North Carolina A&T	1-0	1.000
NC State	6-6	.500
Oklahoma	2-0	1.000
Old Dominion	7-4	.636
Ole Miss	1-4	.200
Pepperdine	0-1	.000
Princeton	2-0	1.000
Purdue	1-0	1.000
Queens University	1-0	1.000
Quinnipiac	1-1	.500
Radford	4-0	1.000
Rhode Island	3-0	1.000
Rice	6-2	.750
Rider	3-0	1.000
Saint Joseph's	1-0	1.000
Saint Mary's	2-1	.667
St. John's	2-0	1.000
Southeastern Louisiana	1-1	.500
South Carolina	0-1	.000
South Florida	20-14	.588
Tennessee	0-1	.000
Texas	1-2	.333
Texas Tech	1-2	.333
Towson	3-0	1.000
Tulane	19-13	.594
UAB	3-0	1.000
UCF	25-7	.781
UCLA	0-3	.000
UConn	16-10	.615
UNC Greensboro	2-0	1.000
UNCW	11-6	.647
Utah	1-0	1.000
UTSA	1-2	.333
Vanderbilt	0-2	.000
Virginia	4-6	.400
VCU	4-4	.500
Virginia Tech	0-1	.000
Wake Forest	1-0	1.000
Washington	2-1	.667
Western Carolina	5-0	1.000
William & Mary	6-0	1.000
Wichita State	12-12	.500
Wofford	1-0	1.000
Wright State	0-1	.000
<b>Career Record</b>	<b>397-187-1</b>	<b>.679</b>

## ALL-TIME ECU COACHING RECORDS (BY WINS)

Coach	Seasons	Years	W	L	T	Pct.
Gary Overton	13	1985-97	427	237	1	.643
<b>Cliff Godwin</b>	<b>10</b>	<b>2015-Present</b>	<b>397</b>	<b>187</b>	<b>1</b>	<b>.679</b>
Billy Godwin	9	2006-14	317	214	1	.597
Keith LeClair	5	1998-02	212	96	1	.688
Earl Smith	10	1963-72	185	103	2	.642
James Mallory	10	1954-62, 1973	163	60	0	.731
Hal Baird	5	1980-84	145	66	1	.687
Randy Mazey	3	2003-05	120	66	1	.644
Monte Little	3	1977-79	82	49	0	.626
George Williams	3	1974-76	56	32	0	.636
Jack Boone	4	1950-53	45	30	3	.596
Bo Farley	5	1935-38, 1940	39	17	4	.683
John Chistenbury	1	1941	6	4	0	.600
Gordon Gilbert	1	1939	6	5	0	.545
R.C. Deal	2	1932-33	4	8	0	.333
W.O. Jolly	1	1934	-	-	-	.000

## 10-YEAR STATISTICAL COMPARISON UNDER GODWIN (2015-24)

	2015	2016	2017	2018	2019	2020	2021	2022	2023	2024
<b>Games</b>	62	62	60	62	65	17	61	67	66	63
<b>Overall Record</b>	40-22	38-23-1	32-28	44-18	47-18	13-4	44-17	46-21	47-19	46-27
<b>AAC Record</b>	15-9	15-8-1	7-17	14-10	20-4	0-0	20-8	20-4	18-6	19-8

### Batting

<b>Avg.</b>	.280	.289	.291	.288	.294	.317	.294	.284	.292	.309
<b>ABs</b>	2,050	2,088	2,067	2,063	2,185	578	2,022	2,264	2,288	2,174
<b>Runs</b>	315	326	358	393	435	117	409	440	486	498
<b>Hits</b>	574	603	601	595	642	183	595	644	668	671
<b>2B</b>	75	101	102	104	112	27	97	109	131	99
<b>3B</b>	9	10	10	7	8	3	8	13	14	15
<b>HR</b>	38	33	56	58	71	13	76	77	75	85
<b>RBI</b>	270	292	322	356	402	102	365	392	445	465
<b>TB</b>	781	823	891	887	983	255	936	1010	1052	1055
<b>BB</b>	206	224	231	265	279	63	272	266	317	265
<b>HBP</b>	67	79	67	63	80	19	45	48	71	85
<b>K</b>	339	390	433	400	448	120	430	498	473	361
<b>SF-SH</b>	29-51	22-47	25-28	42-38	24-72	7-23	20-43	39-48	35-37	35-46
<b>SB-ATT</b>	41-73	70-96	56-82	84-110	52-75	26-36	60-93	53-71	87-102	73-88
<b>Errors</b>	69	69	58	54	55	6	47	39	52	51
<b>FLD %</b>	.971	.971	.975	.978	.977	.990	.978	.984	.978	.977

### Pitching

<b>ERA</b>	3.32	3.53	4.30	3.41	3.96	3.12	4.03	4.26	4.34	4.05
<b>IP</b>	548.0	556.1	536.1	549.0	577.2	153.0	536.0	597.1	593.1	554.0
<b>Hits</b>	536	518	527	514	549	128	480	559	543	474
<b>Runs</b>	251	258	303	240	279	54	264	313	300	293
<b>ER</b>	202	218	256	208	254	53	240	283	286	249
<b>BB</b>	151	206	201	170	213	60	210	217	214	243
<b>K</b>	417	465	466	481	595	171	626	647	663	630
<b>OPP BA</b>	.259	.249	.259	.249	.249	.225	.239	.247	.240	.229



## 2025 American Athletic Conference Baseball Standings

	American				Overall			Streak
	W-L	Pct.			W-L	Pct.	H	
1. Charlotte	0-0	.000	0-0	.000	0-0	0-0	0-0	-
<b>2. East Carolina</b>	<b>0-0</b>	<b>.000</b>	<b>0-0</b>	<b>.000</b>	<b>0-0</b>	<b>0-0</b>	<b>0-0</b>	<b>-</b>
3. Florida Atlantic	0-0	.000	0-0	.000	0-0	0-0	0-0	-
4. Memphis	0-0	.000	0-0	.000	0-0	0-0	0-0	-
5. Rice	0-0	.000	0-0	.000	0-0	0-0	0-0	-
6. South Florida	0-0	.000	0-0	.000	0-0	0-0	0-0	-
7. Tulane	0-0	.000	0-0	.000	0-0	0-0	0-0	-
8. UAB	0-0	.000	0-0	.000	0-0	0-0	0-0	-
9. UTSA	0-0	.000	0-0	.000	0-0	0-0	0-0	-
10. Wichita State	0-0	.000	0-0	.000	0-0	0-0	0-0	-



### Upcoming American Athletic Conference Games

#### Friday, February 14

<b>George Mason at East Carolina (DH)</b>	<b>12:00 p.m.</b>
Northeastern at Charlotte	4:00 p.m.
UAB vs. Maryland (in Charleston, S.C.)	4:30 p.m.
UTSA at UT Arlington	5:00 p.m.
Southeast Missouri State at Memphis	5:05 p.m.
Rice vs. Villanova (in Ponce, Puerto Rico)	7:00 p.m.
Delaware at Florida Atlantic	6:30 p.m.
Iowa at South Florida	6:30 p.m.
Wichita State at McNeese State	7:00 p.m.
Omaha at Tulane	8:00 p.m.

#### Saturday, February 15

UAB vs. Mercyhurst (in Charleston, S.C.)	12:00 p.m.
Rice vs. Michigan (in Ponce, Puerto Rico)	1:00 p.m.
Northeastern at Charlotte	2:00 p.m.
<b>George Mason at East Carolina</b>	<b>2:00 p.m.</b>
Iowa at South Florida	2:00 p.m.
UTSA at UT Arlington	2:00 p.m.
Omaha at Tulane	3:00 p.m.
Wichita State at McNeese State	3:00 p.m.
Southeast Missouri State at Memphis	3:05 p.m.
Delaware at Florida Atlantic	4:00 p.m.
UAB vs. Towson (in Charleston, S.C.)	4:00 p.m.

#### Sunday, February 16

UAB vs. Ball State (in Charleston, S.C.)	10:00 a.m.
Delaware at Florida Atlantic	12:00 p.m.
Iowa at South Florida	12:00 p.m.
Northeastern at Charlotte	1:00 p.m.
Wichita State at McNeese State	1:00 p.m.
Omaha at Tulane	2:00 p.m.
UTSA at UT Arlington	2:00 p.m.
Southeast Missouri State at Memphis	2:05 p.m.
Rice vs. Virginia (in Ponce, Puerto Rico)	4:00 p.m.

#### Tuesday, February 18

Charlotte at Wofford	3:30 p.m.
<b>East Carolina at Campbell</b>	<b>5:00 p.m.</b>
Florida State at South Florida	5:00 p.m.
Arkansas-Little Rock at Memphis	5:05 p.m.
Alabama A&M at UAB	5:30 p.m.
Miami (Fla.) at Florida Atlantic	6:30 p.m.
Sam Houston State at Rice	7:30 p.m.
New Orleans at Tulane	7:30 p.m.
UTSA at Baylor	7:30 p.m.

### 2024 American Athletic Conference Preseason Coaches Poll

<b>1. East Carolina (8)</b>	<b>80 Points</b>
2. Wichita State (2)	72 Points
3. Tulane	63 Points
4. UTSA	55 Points
5. Charlotte	50 Points
6. Florida Atlantic	36 Points
7. South Florida	31 Points
8. UAB	27 Points
9. Memphis	21 Points
10. Rice	15 Points

#### AAC Preseason Player of the Year

Mason Lytle, Senior, Outfield UTSA

#### AAC Preseason Pitcher of the Year

Colin Daniel, Junior, RHP UAB

#### 2024 Preseason All-AAC Team

P - Colin Daniel, Junior	UAB *
P - Davion Hickson, Junior	Rice
P - Luc Fladda, Senior	Tulane
<b>RP - Ethan Norby, Sophomore</b>	<b>East Carolina</b>
RP - Jacob Moore, Redshirt Junior	Tulane
C - Mauricio Millan, Senior	Wichita State *
1B - Josh Livingston, Senior	Wichita State
2B - Jordan Rogers, Redshirt Senior	Wichita State
3B - Gavin Schulz, Senior	Tulane
OF - Carson Bayne, Senior	Charlotte *
<b>OF - Ryley Johnson, Senior</b>	<b>East Carolina</b>
OF - Mason Lytle, Senior	UTSA *
OF - Jackson Linn, Senior	Tulane
DH - Rafael Betancourt, Junior	South Florida

\* Denotes Unanimous Selection

#### 2024 American Athletic Conference RPI Rankings (Final)

<b>East Carolina</b>	<b>22</b>
Tulane	82
Wichita State	96
UTSA	118
Charlotte	142
South Florida	146
Florida Atlantic	161
Rice	163
UAB	183
Memphis	201

**2025 SCHEDULE/RESULTS BREAKDOWN**

---

Date	Game	Opponent	Time	Location	W/L	Score	Overall	AAC	Win	Loss	Save	Att.	Time
------	------	----------	------	----------	-----	-------	---------	-----	-----	------	------	------	------

**CHARTING THE STARTERS**

Season Totals	W-L	IP	H	R	ER	BB	SO
0.00 ERA	0-0	0.0	0	0	0	0	0
Opponent	W-L	IP	H	R	ER	BB	SO
George Mason							
George Mason							
George Mason							
at Campbell							
North Carolina							
vs. North Carolina							
at North Carolina							
Old Dominion							
Kent State							
Indiana State							
Virginia Tech							
vs. Gardner-Webb							
Coastal Carolina							
Coastal Carolina							
Coastal Carolina							
at VCU							
at VCU							
William & Mary							
William & Mary							
William & Mary							
vs. UNCW							
Memphis							
Memphis							
Memphis							
at Duke							
at Rice							
at Rice							
at Rice							
at UNCW							
Elon							
Florida Atlantic							
Florida Atlantic							
Florida Atlantic							
NC State							
at Charlotte							
at Charlotte							
at Charlotte							
UNCW							
at UAB							
at UAB							
at UAB							
at NC State							
Tulane							
Tulane							
Tulane							
at Elon							
at Wichita State							
at Wichita State							
at Wichita State							
UTSA							
UTSA							
UTSA							
Campbell							
at South Florida							
at South Florida							
at South Florida							

**FROM THE BULLPEN**

Season Totals	W-L-SV	IP	H	R	ER	BB	SO
0.00 ERA	0-0-0	0.0	0	0	0	0	0
Opponent	W-L-SV	IP	H	R	ER	BB	SO
George Mason							
George Mason							
George Mason							
at Campbell							
North Carolina							
vs. North Carolina							
at North Carolina							
Old Dominion							
Kent State							
Indiana State							
Virginia Tech							
vs. Gardner-Webb							
Coastal Carolina							
Coastal Carolina							
Coastal Carolina							
at VCU							
at VCU							
William & Mary							
William & Mary							
William & Mary							
vs. UNCW							
Memphis							
Memphis							
Memphis							
at Duke							
at Rice							
at Rice							
at Rice							
at UNCW							
Elon							
Florida Atlantic							
Florida Atlantic							
Florida Atlantic							
NC State							
at Charlotte							
at Charlotte							
at Charlotte							
UNCW							
at UAB							
at UAB							
at UAB							
at NC State							
Tulane							
Tulane							
Tulane							
at Elon							
at Wichita State							
at Wichita State							
at Wichita State							
UTSA							
UTSA							
UTSA							
Campbell							
at South Florida							
at South Florida							
at South Florida							

## SERIES SPLITS

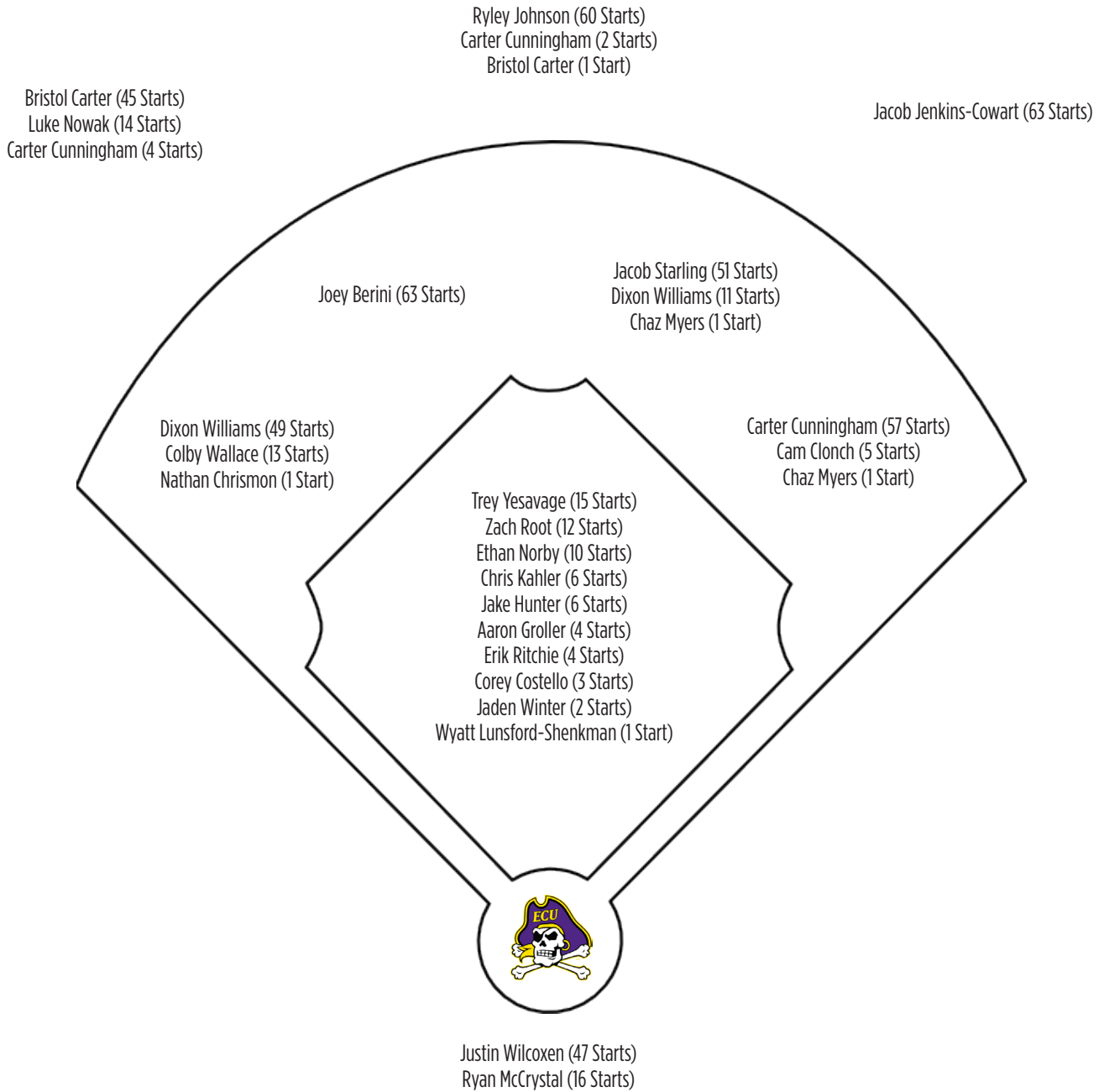
### HITTING

Opponent	W-L	AVG.	AB	R	H	2B	3B	HR	RBI	SLG	BB	K	OB	SB/A	E	FLD%
George Mason																
Campbell																
North Carolina																
Old Dominion																
LeClair Classic																
Gardner-Webb																
Coastal Carolina																
VCU																
William & Mary																
UNCW																
Memphis																
Duke																
Rice																
Elon																
Florida Atlantic																
NC State																
Charlotte																
UAB																
Tulane																
Wichita State																
UTSA																
South Florida																

### PITCHING

Opponent	W-L	ERA	IP	H	R	ER	BB	SO	2B	3B	HR	AVG.	WP	HBP
Rider														
Campbell														
North Carolina														
Old Dominion														
LeClair Classic														
VCU														
Liberty														
UNCW														
Columbia														
Elon														
UTSA														
UAB														
NC State														
Florida Atlantic														
Charlotte														
William & Mary														
Wichita State														
Memphis														
South Florida														
Duke														
Tulane														
Rice														

# 2024 STARTING LINEUP CHART (FINAL)



## DESIGNATED HITTER

Ryan McCrystal (35 Starts)  
Justin Wilcoxon (14 Starts)  
Luke Nowak (5 Starts)  
Cam Clonch (3 Starts)  
Colby Wallace (3 Starts)  
Chaz Myers (2 Starts)  
Walker Barron (1 Start)

## GAME-BY-GAME STARTING LINEUP (BY POSITION)

Date	Opponent	C	SP	1B	2B	3B	SS	LF	CF	RF	DH
Feb. 14	George Mason										
Feb. 14	George Mason										
Feb. 15	George Mason										
Feb. 18	at Campbell										
Feb. 21	North Carolina										
Feb. 22	vs. North Carolina										
Feb. 23	at North Carolina										
Feb. 25	Old Dominion										
Feb. 28	Kent State										
March 1	Indiana State										
March 2	Virginia Tech										
March 4	vs. Gardner-Webb										
March 7	Coastal Carolina										
March 8	Coastal Carolina										
March 9	Coastal Carolina										
March 11	at VCU										
March 11	at VCU										
March 14	William & Mary										
March 15	William & Mary										
March 16	William & Mary										
March 18	vs. UNCW										
March 21	Memphis										
March 22	Memphis										
March 23	Memphis										
March 25	at Duke										
March 28	at Rice										
March 29	at Rice										
March 30	at Rice										
April 1	at UNCW										
April 2	Elon										
April 4	Florida Atlantic										
April 5	Florida Atlantic										
April 6	Florida Atlantic										
April 8	NC State										
April 11	at Charlotte										
April 12	at Charlotte										
April 13	at Charlotte										
April 15	UNCW										
April 17	at UAB										
April 18	at UAB										
April 19	at UAB										
April 22	at NC State										
April 25	Tulane										
April 26	Tulane										
April 27	Tulane										
April 29	at Elon										
May 2	at Wichita State										
May 3	at Wichita State										
May 4	at Wichita State										
May 9	UTSA										
May 10	UTSA										
May 11	UTSA										
May 13	Campbell										
May 15	at South Florida										
May 16	at South Florida										
May 17	at South Florida										

**GAME-BY-GAME STARTING LINEUP (BY BATTING ORDER)**

<b>Date</b>	<b>Opponent</b>	<b>1</b>	<b>2</b>	<b>3</b>	<b>4</b>	<b>5</b>	<b>6</b>	<b>7</b>	<b>8</b>	<b>9</b>
Feb. 14	George Mason									
Feb. 14	George Mason									
Feb. 15	George Mason									
Feb. 18	at Campbell									
Feb. 21	North Carolina									
Feb. 22	vs. North Carolina									
Feb. 23	at North Carolina									
Feb. 25	Old Dominion									
Feb. 28	Kent State									
March 1	Indiana State									
March 2	Virginia Tech									
March 4	vs. Gardner-Webb									
March 7	Coastal Carolina									
March 8	Coastal Carolina									
March 9	Coastal Carolina									
March 11	at VCU									
March 12	at VCU									
March 14	William & Mary									
March 15	William & Mary									
March 16	William & Mary									
March 18	vs. UNCW									
March 21	Memphis									
March 22	Memphis									
March 23	Memphis									
March 25	at Duke									
March 28	at Rice									
March 29	at Rice									
March 30	at Rice									
April 1	at UNCW									
April 2	Elon									
April 4	Florida Atlantic									
April 5	Florida Atlantic									
April 6	Florida Atlantic									
April 8	NC State									
April 11	at Charlotte									
April 12	at Charlotte									
April 13	at Charlotte									
April 15	UNCW									
April 17	at UAB									
April 18	at UAB									
April 19	at UAB									
April 22	at NC State									
April 25	Tulane									
April 26	Tulane									
April 27	Tulane									
April 29	at Elon									
May 2	at Wichita State									
May 3	at Wichita State									
May 4	at Wichita State									
May 9	UTSA									
May 10	UTSA									
May 11	UTSA									
May 13	Campbell									
May 15	at South Florida									
May 16	at South Florida									
May 17	at South Florida									

## GOING YARD: HOME RUN TRACKER

0 0

No. Player (HR#) Opponent (Date) RBI Outs Count Inning

## BIG INNINGS (4+ RUNS)

Date Opponent Runs Inning

## COME FROM BEHIND VICTORIES

Date Opponent Final Deficit

## WALKOFF WINS

Date Opponent Final GW RBI

THE LAST TIME ...

BATTING (INDIVIDUAL)

7 at bats in a game..... Bristol Carter, Cam Clonch and Carter Cunningham at William & Mary (4/16/24)  
 8 at bats in a game ..... Jamie Page vs. Cincinnati (4/17/04)

3 hits in a game ..... Joey Berini, Ryan McCrystal and Dixon Williams vs. Evansville (6/2/24)  
 4 hits in a game ..... Jacob Jenkins-Cowart vs. Rice (5/17/24)  
 5 hits in a game ..... Lane Hoover at Cincinnati (4/3/22)  
 6 hits in a game ..... Dustin Harrington vs. Monmouth (3/21/10)  
 7 hits in a game ..... Jamie Page vs. Cincinnati (4/17/04)

2 hits in an inning ..... Joey Berini vs. Rice (5/21/24)

2 doubles in a game ..... Dixon Williams vs. VCU (6/2/24)  
 3 doubles in a game ..... Bryant Packard vs. UNCW (4/23/19)  
 4 doubles in a game ..... Jamie Page vs. Cincinnati (4/17/04)

2 triples in a game ..... Luke Nowak at Cincinnati (5/5/23)

Led off a game with a home run ..... Ryley Johnson at William & Mary (4/16/24)  
 Led off the season with a home run ..... Dwanya Williams-Sutton at (8) Ole Miss (2/17/17)  
 2 home runs in a game ..... Jacob Jenkins-Cowart vs. Rice (5/17/24)  
 3 home runs in a game ..... Jacob Jenkins-Cowart vs. NC State (4/4/23)  
 Hit a grand slam ..... Jacob Starling vs. South Florida (5/27/23)  
 Hit a home run in consecutive at bats ..... Jacob Jenkins-Cowart vs. Rice (5/17/24)  
 Hit a home run in 2-straight games ..... Carter Cunningham vs. VCU (6/2/24) and Evansville (6/2/24)  
 Hit a home run in 3-straight games ..... Jacob Starling vs. NC State and at Memphis (4/23-27/24)  
 Hit a home run in 4-straight games ..... Dixon Williams (4/27/24-5/5/24)  
 Hit a home run in 5-straight games ..... Ryan Jones (4/10-18/04)  
 Hit a home run in 6-straight games ..... Trevor Lawhorn (3/28-4/9/04)  
 Hit a pinch-hit home run ..... Walker Barron vs. Wichita State (5/25/24)  
 Hit an inside the park home run ..... Harrison Eldridge at (15) UCLA (2/17/07)  
 Hit back-to-back home runs ..... Dixon Williams and Justin Wilcoxon vs. South Florida (5/5/24)  
 Hit a walkoff home run ..... Travis Watkins at Virginia (6/4/16)  
 Hit two home runs in the same inning ..... Bryson Worrell vs. Coppin State (6/3/22) (Tied NCAA record)  
 Hit a home run from both sides of the plate ..... Bryson Worrell vs. Coppin State (6/3/22)

3 runs scored in a game ..... Joey Berini, Carter Cunningham and Dixon Williams vs. Evansville (6/2/24)  
 4 runs scored in a game ..... Jacob Jenkins-Cowart vs. Rice (5/17/24)  
 5 runs scored in a game ..... Brady Lloyd vs. Maryland (3/17/18)

3 RBI in a game ..... C. Cunningham, R. McCrystal, L. Nowak and J. Starling vs. Evansville (6/2/24)  
 4 RBI in a game ..... Ryan McCrystal and Luke Nowak vs. Evansville (6/2/24)  
 5 RBI in a game ..... Ryan McCrystal vs. Evansville (6/2/24)  
 6 RBI in a game ..... Jacob Jenkins-Cowart vs. Rice (5/17/24)  
 7 RBI in a game ..... Eric Tyler vs. Jacksonville (3/26/16)  
 8 RBI in a game ..... Eric Tyler vs. Jacksonville (3/26/16)

2 stolen bases in a game ..... Jacob Jenkins-Cowart at Memphis (4/26/24)  
 3 stolen bases in a game ..... Lane Hoover vs. Oklahoma (6/2/23)  
 4 stolen bases in a game ..... Travis Watkins at Elon (3/15/15)  
 5 stolen bases in a game ..... Antaine Jones vs. Yale (3/17/97)  
 Stole Third Base ..... Ryley Johnson at Memphis (4/27/24)  
 Stole Home ..... Dixon Williams vs. Wichita State (5/25/24)

3 walks in a game ..... Carter Cunningham vs. Evansville (6/2/24)  
 4 walks in a game ..... Lane Hoover vs. Tulane (4/28/23)  
 5 walks in a game ..... Luke Nowak vs. Liberty (3/11/23)

2 sac flies in a game ..... Jacob Jenkins-Cowart at William & Mary (4/16/24)  
 2 sac hits in a game ..... Joey Berini vs. South Florida (5/23/23)  
 3 sac hits in a game ..... Dale Mollenhauer at Southern Miss (5/6/06)

3 strikeouts in a game ..... Carter Cunningham at Tulane (5/10/24)  
 4 strikeouts in a game ..... Justin Wilcoxon at Old Dominion (5/10/23)  
 5 strikeouts in a game ..... Jake Washer at UNCW (5/9/18)

2 hit by pitches in a game ..... Jacob Starling vs. VCU (6/1/24)  
 3 hit by pitches in a game ..... Jacob Starling at Tulane (5/12/24)  
 4 hit by pitches in a game ..... Kyle Roller at UCF (5/14/10)

3 errors in a game ..... Turner Brown vs. Connecticut (3/31/17)  
 4 errors in a game ..... Jared Avchen at Rice (4/23/10)  
 5 errors in a game ..... Ryan Wood vs. Southern Miss (4/5/08)

Hit for the cycle ..... Jacob Starling vs. NC State (4/23/24)

PITCHING (INDIVIDUAL)

6-Plus Innings Pitched ..... Trey Yesavage (7.1 IP) vs. Wake Forest (6/1/24)  
 7-Plus Innings Pitched ..... Trey Yesavage (7.1 IP) vs. Wake Forest (6/1/24)  
 8-Plus Innings Pitched ..... Trey Yesavage (8.0 IP) vs. Purdue (3/1/24)  
 9 Innings Pitched ..... C.J. Mayhue (9.0 IP) at Memphis (5/6/22)  
 9-Plus Innings Pitched ..... Jeff Hoffman (9.2 IP) at Tulane (4/12/13)  
 10-Plus Innings Pitched ..... Seth Maness (10.0 IP) vs. Rutgers (3/18/11) (School Record)

6 runs allowed ..... Zach Root vs. Wichita State (4/20/24)  
 7 runs allowed ..... Zach Root vs. Wichita State (4/20/24)  
 8 runs allowed ..... Jake Kuchmaner vs. Wichita State (5/24/19)  
 9 runs allowed ..... Seth Maness at (10) Virginia (2/25/11)  
 10 runs allowed ..... Zach Woods at Rice (4/23/10)  
 11-plus runs allowed ..... T.J. Hose at (2) South Carolina (2/23/08)

6 earned runs allowed ..... Zach Root vs. Wichita State (4/20/24)  
 7 earned runs allowed ..... Wyatt Lunsford-Shenkan vs. South Florida (5/27/23)  
 8 earned runs allowed ..... Zach Woods at Rice (4/23/10)  
 9 earned runs allowed ..... Zach Woods at Rice (4/23/10)  
 10-plus earned runs allowed ..... Zach Woods at Rice (4/23/10)

6 hits allowed ..... Zach Root vs. Evansville (6/3/24)  
 7 hits allowed ..... Aaron Groller vs. Rice (5/17/24)  
 8 hits allowed ..... Aaron Groller vs. Rice (5/17/24)  
 9 hits allowed ..... Zach Root vs. Wichita State (4/20/24)  
 10 hits allowed ..... Carter Spivey at Wichita State (4/22/23)  
 11 hits allowed ..... Carter Spivey at Wichita State (4/22/23)  
 12 hits allowed ..... Ryan Williams at Jacksonville (3/16/13)  
 13 hits allowed ..... Ryan Williams at Jacksonville (3/16/13)  
 14 hits allowed ..... Seth Maness vs. Houston (5/21/10)

5 batters walked ..... Zach Root vs. Charlotte (4/13/24)  
 6 batters walked ..... Tyler Smith vs. UCF (4/25/21)  
 7 batters walked ..... Jeff Hoffman vs. Marshall (Game 1) (3/8/14)  
 8 batters walked ..... Brian Fields at James Madison (4/26/97)

Tossed a perfect game ..... Jake Kuchmaner at Maryland (3/17/19)  
 Tossed a 9-inning no hitter ..... C.J. Mayhue at Memphis (5/6/22) (No decision)  
 Tossed a complete game one hitter ..... Jeff Hoffman vs. N.C. Central (3/29/13)  
 Tossed a complete game two hitter ..... Evan Kruczynski vs. Monmouth (3/7/15)  
 Combined no hitter ..... T. Yesavage (6.0) and J. DiLorenzo (1.0) vs. Charlotte (4/12/24)  
 Combined one hitter ..... E. Norby (4.0), D. Beal (3.0) and E. Ritchie (2.0) vs. UAB (3/30/24)  
 Combined two hitter ..... Root (6.0), Lunsford-Shenkan (2.0) and Groller (1.0) vs. Columbia (3/17/24)  
 Combined two hitter (7 Innings) ..... Lucroy (5.0), Durazo (1.0), Voliva (1.0) vs. Elon (5/12/15)  
 Tossed a complete game three hitter ..... Seth Maness vs. (19) Southern Miss (5/27/11)

Tossed a complete game (7 Innings) ..... Trey Yesavage vs. South Florida (5/3/24)  
 Tossed a complete game (8 Innings) ..... Josh Grosz vs. George Mason (3/26/23)  
 Tossed a complete game (9 Innings) ..... Jake Kuchmaner at Maryland (Perfect Game) (3/17/19)  
 Tossed a complete game shutout ..... Carter Spivey (7.0 IP) vs. Cincinnati (4/15/23)

10 strikeouts ..... Trey Yesavage vs. South Florida (5/3/24)  
 11 strikeouts ..... Trey Yesavage vs. South Florida (5/3/24)  
 12 strikeouts ..... Trey Yesavage at Memphis (4/26/24)  
 13 strikeouts ..... Trey Yesavage vs. Wichita State (4/19/24)  
 14 strikeouts ..... Trey Yesavage vs. Wichita State (4/19/24)  
 15 strikeouts ..... Trey Yesavage vs. Wichita State (4/19/24)  
 16 strikeouts ..... Jeff Hoffman vs. Middle Tennessee State (4/17/14)  
 17 strikeouts ..... Ayden Butler vs. St. Augustine (3/4/92)  
 18 strikeouts ..... Hal Baird vs. George Washington (5/7/70)  
 19 strikeouts ..... Hal Baird vs. George Washington (5/7/70)  
 20 strikeouts ..... Hal Baird vs. George Washington (5/7/70)

THE LAST TIME ...

TEAM

Scored 10 Runs	.....vs. Evansville (6/2/24)
Scored 11 Runs	.....vs. Evansville (6/2/24)
Scored 12 Runs	.....vs. Evansville (6/2/24)
Scored 13 Runs	.....vs. Evansville (6/2/24)
Scored 14 Runs	.....vs. Evansville (6/2/24)
Scored 15 Runs	.....vs. Evansville (6/2/24)
Scored 16 Runs	.....vs. Evansville (6/2/24)
Scored 17 Runs	.....vs. Evansville (6/2/24)
Scored 18 Runs	.....vs. Evansville (6/2/24)
Scored 19 Runs	.....vs. Evansville (6/2/24)
Scored 20 Runs	.....vs. George Washington (2/19/23)
Scored 21 Runs	.....vs. George Washington (2/19/23)
Scored 22 Runs	.....vs. George Washington (2/19/23)
Scored 23 Runs	.....vs. George Washington (2/19/23)
Scored 24 Runs	.....vs. Delaware State (5/13/11)
Scored 25 Runs	.....vs. N.C. Central (3/26/10)
Scored 26 Runs	.....vs. N.C. Central (3/26/10)
Scored 27 Runs	.....vs. N.C. Central (3/26/10)
Scored 28 Runs	.....vs. N.C. Central (3/26/10)
Scored 29 Runs	.....vs. N.C. Central (3/26/10)
Scored 30 Runs	.....vs. N.C. Central (3/26/10)
Scored 31 Runs	.....at Cincinnati (4/17/04)
Scored 32 Runs	.....at Cincinnati (4/17/04)
Scored 10 runs in an inning	.....at UCF (4/14/22) (Fourth Inning)
Scored 11 runs in an inning	.....vs. N.C. Central (3/26/10) (2nd Inning)

Notched 15 hits	.....vs. Evansville (6/2/24)
Notched 16 hits	.....vs. Evansville (6/2/24)
Notched 17 hits	.....vs. Evansville (6/2/24)
Notched 18 hits	.....vs. Evansville (6/2/24)
Notched 19 hits	.....vs. Evansville (6/2/24)
Notched 20 hits	.....at Memphis (4/27/24)
Notched 21 hits	.....at Elon (3/15/15)
Notched 22 hits	.....at Elon (3/15/15)
Notched 23 hits	.....vs. Delaware State (5/13/11)
Notched 24 hits	.....vs. Delaware State (5/13/11)
Notched 25 hits	.....vs. Delaware State (5/13/11)
Notched 26 hits	.....vs. Delaware State (5/13/11)
Notched 27 hits	.....vs. Delaware State (5/13/11)
Notched 28 hits	.....vs. Delaware State (5/13/11)
Notched 29 hits	.....at Cincinnati (4/17/04)
Notched 30 hits	.....at Cincinnati (4/17/04)
Notched 31 hits	.....at Cincinnati (4/17/04)
Notched 32 hits	.....at Cincinnati (4/17/04)
Notched 33 hits	.....at Cincinnati (4/17/04)
Notched 34 hits	.....at Cincinnati (4/17/04)
Notched 10 hits in an inning	.....at UCF (4/14/22) (Fourth)

5 home runs in a game	.....vs. SELA (3/3/24)
6 home runs in a game	.....vs. NC State (4/4/23)
7 home runs in a game	.....vs. Western Carolina (2/9/01)

Committed four errors	.....vs. Norfolk State (5/8/18)
Committed five errors	.....vs. Connecticut (4/2/17)
Committed six errors	.....at (20) Southern Miss (4/5/08)
Committed seven errors	.....vs. Ohio State (3/5/99)
Committed eight errors	.....vs. Ohio State (3/5/99)

Struck out 10 times	.....at William & Mary (4/16/24)
Struck out 11 times	.....at UNCW (3/12/24)
Struck out 12 times	.....at UNCW (3/12/24)
Struck out 13 times	.....at UNCW (3/12/24)
Struck out 14 times	.....at UNCW (3/12/24)
Struck out 15 times	.....at UNCW (3/12/24)
Struck out 16 times	.....vs. Connecticut (3/31/17)
Struck out 17 times	.....vs. Connecticut (3/31/17)
Struck out 18 times	.....vs. Connecticut (3/31/17)
Struck out 19 times	.....vs. Connecticut (3/31/17)

Struck 12 batters out	.....vs. Wichita State (5/25/24)
Struck 13 batters out	.....vs. Wichita State (5/25/24)
Struck 14 batters out	.....vs. Wichita State (4/19/24)
Struck 15 batters out	.....vs. Wichita State (4/19/24)
Struck 16 batters out	.....vs. Wichita State (4/19/24)
Struck 17 batters out	.....vs. Wichita State (4/19/24)
Struck 18 batters out	.....vs. Wichita State (4/19/24)
Struck 19 batters out	.....vs. Wichita State (4/19/24)
Struck 20 batters out	.....at William & Mary (4/16/24)
Struck 20 batters out	.....at William & Mary (4/16/24)
Struck 20 batters out	.....at William & Mary (4/16/24) - Program Single-Game Record

Did not score	.....vs. Tulane (8-0) (4/29/23)
---------------	---------------------------------

Did not score in consecutive games	.....at (7) Cal State Fullerton (3/10-11/06)
Did not record a hit	.....at UNCW (Game Two) (4/15/74)
Held to one hit	.....vs. (7) Louisville (6/8/19)
Held to two hits	.....at Wichita State (4/23/23)
Held to three hits	.....vs. Tulane (4/29/23)
Held to four hits	.....vs. (9) Duke (5/7/24)

Swept series vs. nationally-ranked opponent	.....vs. (18) Connecticut (4/18-20/19)
Swept in series vs. nationally-ranked opponent	.....vs. (7) Louisville (6/7-8/19)
Won series vs. nationally-ranked opponent	.....vs. (15) North Carolina (2/23-25/24)
Lost series vs. nationally-ranked opponent	.....at (26) North Carolina (2/25-27/22)
Swept home conference series (four games)	.....vs. Memphis (4/9-11/21)
Swept home conference series (three games)	.....vs. Rice (5/16-17/24)
Swept road conference series (three games)	.....at Memphis (4/26-28/24)
Was swept in home conference series (three games)	.....vs. Houston (4/27-29/18)
Was swept in road conference series (three games)	.....at Tulane (5/10-12/24)

Won a conference home series (four games)	.....vs. (22) Tulane (5/7-9/21)
Won a conference road series (four games)	.....at Cincinnati (5/14-16/21)

Won a conference home series (three games)	.....vs. Rice (5/16-17/24)
Lost a conference home series (three games)	.....vs. Houston (4/27-29/18)
Won a conference road series (three games)	.....at Memphis (4/26-28/24)
Lost a conference road series (three games)	.....at Tulane (5/10-12/24)
Swept non-conference home series	.....vs. Columbia (3/15-17/24)
Was swept in non-conference home series	.....vs. Bryant (2/18-20/22)
Swept non-conference road series	.....at Liberty (3/8-10/24)
Was swept in non-conference road series	.....at (1) UCLA (4/12-14/19)

Won non-conference home series	.....vs. Columbia (3/15-17/24)
Lost non-conference home series	.....vs. Bryant (2/18-20/22)
Won non-conference road series	.....at Liberty (3/8-10/24)
Lost non-conference road series	.....at College of Charleston (3/18-20/22)

Shut out an opponent	.....Memphis (14-0 in seven innings) (4/26/24)
Posted consecutive shutouts	.....Rider (2/17-18/24)
Most consecutive shutouts	.....4 vs. Furman (twice), Duke and Dartmouth (3/17-22/73)
Shut out an opponent at home	.....Charlotte (11-0 in seven innings) (4/12/24)
Shut out an opponent on the road	.....at Memphis (14-0 in seven innings) (4/26/24)
Shut out an opponent at a neutral site	.....vs. Memphis (5/21/21) (at BayCare Ballpark/Clearwater, Fla.)
Shut out a conference opponent	.....at Memphis (14-0 in seven innings) (4/26/24)
Shut out a conference opponent at home	.....Charlotte (11-0 in seven innings) (4/12/24)
Shut out a conference opponent on the road	.....at Memphis (14-0 in seven innings) (4/26/24)

Recorded a tie	.....vs. Cincinnati (3-3 in 8 innings) (5/1/16)
Walk-Off Win	.....vs. Wichita State (5-4) (5/25/24)
Walk-Off Loss	.....at Tulane (5/12/24)
Consecutive Walk-Off Wins	.....vs. NC State (4/21/15), vs. Duke (4/22/15), vs. UCF (4/24/15)

OPPONENT

Scored 10 Runs	.....Wichita State (5/25/24)
Scored 11 Runs	.....Wichita State (5/25/24)
Scored 12 Runs	.....Wichita State (5/25/24)
Scored 13 Runs	.....Wichita State (5/23/24)
Scored 14 Runs	.....Wichita State (5/23/24)
Scored 15 Runs	.....(14) Houston (4/7/17)
Scored 16 Runs	.....(14) Houston (4/7/17)
Scored 17 Runs	.....(14) Houston (4/7/17)
Scored 18 Runs	.....VCU (3/13/12)
Scored 19 Runs	.....(23) Rice (4/23/10)
Scored 20 Runs	.....(23) Rice (4/23/10)
Scored 21 Runs	.....(10) Coastal Carolina (6/1/08)
Scored 22 Runs	.....(10) Coastal Carolina (6/1/08)
Scored 23 Runs	.....(10) Coastal Carolina (6/1/08)
Scored 24 Runs	.....(10) Coastal Carolina (6/1/08)
Scored 25 Runs	.....George Mason (4/12/97)
Scored 26 Runs	.....George Mason (4/12/97)
Scored 27 Runs	.....George Mason (4/12/97)

Notched 15 hits	.....William & Mary (4/16/24)
Notched 16 hits	.....William & Mary (4/16/24)
Notched 17 hits	.....William & Mary (4/16/24)
Notched 18 hits	.....William & Mary (4/16/24)
Notched 19 hits	.....South Florida (5/23/23)
Notched 20 hits	.....(18) Wichita State (3/29/18)
Notched 21 hits	.....(10) Coastal Carolina (6/1/08)
Notched 22 hits	.....(10) North Carolina (4/10/05)
Notched 23 hits	.....(10) North Carolina (4/10/05)

5 home runs in a game	.....(21) Old Dominion (3/15/22)
6 home runs in a game	.....Memphis (5/20/06)
7 home runs in a game	.....George Mason (4/12/97)



## 2025 BREAKDOWN

Current Streak	0-0
Last Five Games	0-0
Last 10 Games	0-0
Current Home Streak	0-0
Current Road Streak	0-0
Current Neutral Streak	0-0
Day Games	0-0
Night Games	0-0
Doubleheaders	0-0
vs. Left-Handed Starters	0-0
vs. Right-Handed Starters	0-0
Pirates Score First	0-0
Opponent Scores First	0-0
Leading After 6 Innings	0-0
Trailing After 6 Innings	0-0
Tied After 6 Innings	0-0
Leading After 7 Innings	0-0
Trailing After 7 Innings	0-0
Tied After 7 Innings	0-0
Leading After 8 Innings	0-0
Trailing After 8 Innings	0-0
Tied After 8 Innings	0-0
Against Ranked Opponents	0-0
One-Run Games	0-0
Two-Run Games	0-0
Extra Innings	0-0
... Home	0-0
... Away	0-0
... Neutral	0-0
Shutouts	0-0
Scoring 0-2 Runs	0-0
Scoring 3-5 Runs	0-0
Scoring 6-9 Runs	0-0
Scoring 10+ Runs	0-0
Pirates Hit 0 Home Runs	0-0
Pirates Hit 1 Home Run	0-0
Pirates Hit 2+ Home Runs	0-0
Pirates Hit 2 Home Runs	0-0
Opponent Hits 0 Home Runs	0-0
Opponent Hits 1 Home Run	0-0
Opponent Hits 2 Home Runs	0-0
Pirates Record 10+ Hits	0-0
Walkoffs	0-0
Weekday/Weekends	0-0
... Monday	0-0
... Tuesday	0-0
... Wednesday	0-0
... Thursday	0-0
... Friday	0-0
... Saturday	0-0
... Sunday	0-0
In Three-Game Series	0-0
Monthly Breakdown	
... February	0-0
... March	0-0
... April	0-0
... May	0-0
... June	0-0
In North Carolina	0-0
Outside of North Carolina	0-0
Against In-State Foes	0-0
Against Out-of-State Foes	0-0
Against The Conferences	
... ACC	0-0
... American	0-0
... Atlantic Sun	0-0
... Atlantic 10	0-0
... Big East	0-0
... Big South	0-0
... Big Ten	0-0
... Big West	0-0
... Colonial	0-0
... Conference USA	0-0
... Missouri Valley	0-0
... Sun Belt	0-0
Wearing Black Jerseys	0-0
Wearing Gold Jerseys	0-0
Wearing Purple Jerseys	0-0
Wearing White Jerseys	0-0
Wearing Pinstripe Jerseys	0-0
Wearing LeClair Jerseys	0-0
Wearing Pinstripe Pants	0-0
Wearing Grey Pants	0-0
Wearing White Pants	0-0
Wearing Purple Hats	0-0
Wearing Tri-Color Hats	0-0
Wearing Camo Hats	0-0
Wearing Specialty Hats	0-0

## TWO-OUT STATISTICS SINCE 2000

Year	Hits	At Bats	Avg.	2-Out RBI
2024	231	732	.316	177
2023	226	772	.293	166
2022	206	752	.274	139
2021	186	670	.278	133
2020	59	193	.306	40
2019	207	724	.286	146
2018	165	653	.253	116
2017	201	689	.292	118
2016	164	647	.253	116
2015	192	700	.274	117
2014	185	669	.277	96
2013	176	650	.271	99
2012	198	687	.288	130
2011	188	692	.272	112
2010	222	696	.319	171
2009	285	804	.354	211
2008	215	708	.304	150
2007	185	685	.270	132
2006	196	668	.293	112
2005	217	716	.303	150
2004	213	732	.291	181
2003	185	707	.262	138
2002	187	696	.269	123
2001	237	719	.327	189
2000	198	700	.283	128

## DOUBLE-DIGIT HITS

## 10-PLUS STRIKEOUTS (PITCHING)

## TWO-OUT SCORING

This space will be utilized to track all of East Carolina's two-out runs on a game-by game basis.

## THROUGH THE YEARS (SINCE 2000)

Year	G1	G2	G3	G4	G5
2024	1-0	2-0	3-0	3-1	3-2
2023	1-0	2-0	3-0	3-1	4-1
2022	0-1	0-2	0-3	1-3	1-4
2021	1-0	2-0	3-0	4-0	5-0
2020	1-0	2-0	3-0	3-1	4-1
2019	1-0	2-0	3-0	3-1	4-1
2018	1-0	2-0	3-0	4-0	5-0
2017	0-1	0-2	0-3	1-3	2-3
2016	1-0	2-0	3-0	4-0	5-0
2015	0-1	0-2	0-3	1-3	1-4
2014	1-0	1-1	2-1	3-1	3-2
2013	0-1	0-2	0-3	1-3	2-3
2012	1-0	2-0	3-0	4-0	4-1
2011	1-0	2-0	3-0	3-1	3-2
2010	0-1	1-1	1-2	2-2	2-3
2009	1-0	2-0	3-0	4-0	5-0
2008	0-1	1-1	1-2	1-3	1-4
2007	0-1	1-1	2-1	2-2	2-3
2006	1-0	1-1	2-1	3-1	4-1
2005	1-0	1-1	1-2	1-3	2-3
2004	1-0	2-0	3-0	4-0	5-0
2003	1-0	2-0	3-0	3-1	3-2
2002	1-0	2-0	3-0	4-0	5-0
2001	1-0	2-0	3-0	4-0	5-0
2000	1-0	2-0	2-1	3-1	4-1

## ECU ALL-TIME WINNING STREAKS

Games	Year	Date Started	Date Ended
20	2022	4/29 (Cincinnati)	6/5 (Coastal Carolina)
19	2004	3/27 (Memphis)	5/4 (UNCW)
15	1989	3/18 (James Madison)	4/12 (Virginia)
15	1986	3/1 (Barton)	3/22 (Richmond)
14	2007	3/4 (Western Carolina)	3/30 (Tulane)
14	1977	3/21 (VMI)	4/14 (Barton)
13	2008	3/1 (Monmouth)	3/21 (Houston)
13	2001	2/9 (Western Carolina)	3/3 (Delaware)
13	1994	2/16 (Virginia State)	3/21 (UNCW)
12	2004	2/13 (UNC Asheville)	3/5 (Arizona State)
11	2001	4/20 (Old Dominion)	5/12 (UNCW)
11	1999	3/16 (Clemson)	3/31 (Coastal Carolina)
11	1995	2/11 (Coppin State)	3/4 (South Carolina)
11	1980	4/13 (UNCW)	5/23 (Harvard)
10	2024	4/16 (William & Mary)	5/5 (South Florida)
10	2019	3/15 (Maryland)	4/5 (Houston)
10	2017	2/22 (Campbell)	3/10 (Charlotte)
10	2009	3/14 (UCLA)	3/29 (Marshall)
10	2002	2/15 (Delaware)	3/5 (VCU)
10	1990	3/4 (Fairfield)	3/15 (UNC Asheville)
10	2021	3/30 (North Carolina)	4/23 (UCF-2)

## SCORING FIRST

ECU owns a **281-60** record when scoring first in a contest under Cliff Godwin. When their opponent notches the first run, the Pirates are **116-127-1**

Year	Record
2025	0-0
2024	31-4
2023	31-2
2022	36-7
2021	33-7
2020	11-2
2019	34-5
2018	29-7
2017	17-12
2016	26-6
2015	31-8

## PIRATE GRAND SLAMS (SINCE 2002)

Date	Player	Opponent	Score
5/27/23	Jacob Starling	South Florida	W, 14-7
5/26/23	Carter Cunningham	UCF	W, 7-6 (13)
5/16/23	Justin Wilcoxon	at Cincinnati	W, 11-3
3/5/23	Josh Moylan	Georgetown	W, 11-2
2/18/23	Jacob Jenkins-Cowart	George Washington	W, 11-3
5/24/22	Bryson Worrell	South Florida	W, 7-4
4/15/22	Alec Makarewicz	at UCF	W, 10-1
4/3/21	Ryley Johnson	Cincinnati - 1	W, 13-3 (7)
5/8/19	Jake Washer	at North Carolina	W, 9-5
4/6/19	Spencer Brickhouse	at Houston - 1	W, 15-3
3/31/19	Bryant Packard	at South Florida	W, 5-1
3/30/19	Bryant Packard	at South Florida	W, 13-7
4/13/18	Chandler Jenkins	South Florida	W, 15-2
3/24/18	Connor Litton	at UCF	W, 12-4
4/28/17	Travis Watkins	Tulane	W, 15-8
4/13/17	Charlie Yorgen	UCF	L, 8-7 (11)
3/21/17	Travis Watkins	at Elon	W, 11-7
3/11/17	Travis Watkins	Charlotte	W, 10-7 (10)
3/8/17	Turner Brown	at Charleston	W, 15-12
2/25/17	Luke Bolka	La Salle	W, 8-4
6/10/16	Travis Watkins	at Texas Tech	W, 8-6
4/19/16	Zack Mozingo	NC State	W, 15-3
3/26/16	Eric Tyler	Jacksonville	W, 13-0
3/15/15	Bailey Sugg	at Elon	W, 20-4
3/15/15	Luke Lowery	at Elon	W, 20-4
3/11/15	Travis Watkins	UNC Greensboro	W, 8-1
5/18/13	Ben Fultz	UCF	W, 6-5
6/4/11	Chase McDonald	Navy	W, 6-1
3/1/11	Zach Wright	Campbell	W, 7-4
5/27/10	Devin Harris	Southern Miss	W, 8-1
4/10/10	John Wooten	at Memphis	W, 20-9
3/30/10	Zach Wright	Elon	W, 8-0
3/26/10	Chris Gosik	N.C. Central	W, 30-4
3/26/10	Zach Wright	N.C. Central	W, 30-4
3/24/10	Zach Wright	North Carolina A&T	W, 15-6
5/31/09	Brandon Henderson	South Carolina	W, 8-6
3/31/09	Ryan Wood	Elon	W, 15-4
3/17/09	Brandon Henderson	Richmond	W, 15-4
5/16/08	Brandon Henderson	at Memphis	W, 17-3
4/29/08	Jamie Ray	at UNCW	W, 14-7
4/15/08	Kyle Roller	at NC State	L, 7-6
4/2/08	Trent Whitehead	Campbell	W, 11-2
3/18/08	Kyle Roller	Elon	W, 13-3
2/23/08	Brandon Henderson	at South Carolina	W, 13-4
5/5/07	Jamie Ray	at Houston	W, 6-3
4/13/07	Stephen Batts	at Marshall	W, 13-3
3/14/07	Ryan Tousley	Radford	W, 16-3
2/11/07	Dale Mollenhauer	Liberty	W, 11-2
4/16/06	Adam Witter	Albany	W, 13-9
2/28/06	Jake Smith	Duke	W, 17-4
5/7/05	Dale Mollenhauer	at South Florida	W, 12-3
4/1/05	Jake Smith	at TCU	L, 8-5
2/26/05	Adam Witter	NC State	W, 13-1
2/13/05	Drew Costanzo	at Charleston	L, 11-5
4/24/04	Mike Grace	Louisville	W, 9-7
4/7/04	Trevor Lawhorn	at Duke	W, 7-5
4/4/04	Darryl Lawhorn	at Charlotte	W, 24-13
4/3/04	Ryan Jones	at Charlotte	W, 13-5
4/26/03	Darryl Lawhorn	at Louisville	W, 8-5
4/2/03	Luke Cherry	Duke	W, 7-2
3/22/03	Mark Minicozzi	Charlotte	W, 15-4
3/18/03	Ryan Norwood	North Carolina A&T	W, 12-2
3/9/02	Darryl Lawhorn	Pace	W, 8-3
2/22/02	Clayton McCullough	New York Tech	W, 13-1
2/15/02	Warren Gaspar	Delaware	W, 10-6

## PIRATE HITTING STREAKS

Below is a closer look at each hitting streak of 15 more games by an East Carolina player since 2000.

Rank	Player	Games	Season
1.	Bryant Packard	32	2018
2.	Stephen Batts	29	2007
3.	Steve Sides	28	1987
4.	Chad Tracy	23	2001
5.	Dustin Harrington	22	5/22/09-3/16/10
6.	Jamie Page	21	2004
7.	Connor Norby	20	2021
8.	Ryley Johnson	19	4/25-5/7/24
	Carter Cunningham	19	2/16-3/19/24
	Connor Norby	19	3/1/20-3/9/21
	Ryan Wood	19	2009
12.	Dustin Harrington	18	5/30/08-3/13/09
	Jamie Ray	18	4/29/07-2/27/08
14.	Stephen Batts	17	6/01/08-3/14/09
	Ryan Jones	17	2004
	Trevor Lawhorn	17	2004
	Corey Kemp	16	2008
	Ryan Wood	16	2006
	Lee Delfino	16	2000
20.	Justin Wilcoxon	15	2023
	Bryson Worrell	15	2022
	Hunter Allen	15	2005
	Corey Thompson	15	2011
	Ryan Tousley	15	2006
	Ryan Norwood	15	2004
	Joseph Hastings	15	2001
	Erik Bakich	15	2000

## PIRATE ON BASE STREAKS

Below is a closer look at on base streaks that have reached at least 30 games since 1998.

Rank	Player	Games	Dates
1.	Connor Norby	56	3/1/20-5/20/21
2.	Ryan Wood	46	5/17/07-4/15/08
3.	Ryley Johnson	44	2/16-5/7/24
4.	Eric Tyler	39	3/11-5/16/17
	Kyle Roller	38	2/19-4/23/10
6.	Bryant Packard	37	3/16-5/18/18
	Darryl Lawhorn	37	2/15-4/17/02
8.	Stephen Batts	36	5/22/08-4/4/09
9.	Spencer Brickhouse	35	4/7/18-2/17/19
	Stephen Batts	35	3/8-4/26/08
11.	Bryant Packard	34	3/17-5/22/19
	Stephen Batts	34	4/8-6/6/09
13.	Warren Gaspar	33	2/24-4/13/01
14.	Adam Witter	32	3/24-5/19/06
	Trevor Lawhorn	32	3/26-5/22/04
16.	Thomas Francisco	31	2/21-4/30/21
17.	Darryl Lawhorn	30	4/13/03-2/24/04

## 2025 POLLING PLACE

Poll	Pre	2/19	2/26	3/5	3/12	3/19	3/26	4/2	4/9	4/16	4/23	4/30	5/7	5/14	5/21	5/28	6/4	Final
Baseball America	NR																	
D1Baseball	NR																	
NCBWA	RV																	
Perfect Game	NR																	
USA Today/Coaches	RV																	



### LAST HOME RUN

Player	Date	Opponent	Pitcher	AB	W/O
Barron	5/25/24	Wichita State - 1	Favors		0
Bouche	5/4/24	ULM - 2	Seay		35
Collins	5/17/24	Clemson	Smith		3
Johnson	4/16/24	at William & Mary	Markus		109
Williams	6/1/24	Wake Forest	Burns		14

### MULTI-HIT GAMES

Player	2H	3H	4H	5H+	Total
--------	----	----	----	-----	-------

### MULTI-RBI GAMES

Player	2RBI	3RBI	4RBI	5RBI+	Total
--------	------	------	------	-------	-------

### QUALITY STARTS

Pitcher	Opp.	IP	R	ER	H	BB	K	Score
---------	------	----	---	----	---	----	---	-------

### IHR/SCORING

Pitcher	G	IP	IHR	RS	Pct.
Dilorenzo	20	25.1	19	8	.421
<b>Career</b>	<b>20</b>	<b>25.1</b>	<b>19</b>	<b>8</b>	<b>.421</b>
Hunter	8	17.2	7	0	.000
<b>Career</b>	<b>31</b>	<b>56.2</b>	<b>23</b>	<b>5</b>	<b>.217</b>
Norby	11	28.0	11	4	.364
<b>Career</b>	<b>11</b>	<b>28.0</b>	<b>11</b>	<b>4</b>	<b>.364</b>
Wallace	5	6.0	6	3	.500
<b>Career</b>	<b>5</b>	<b>6.0</b>	<b>6</b>	<b>3</b>	<b>.500</b>
Winter	20	22.0	20	7	.350
<b>Career</b>	<b>29</b>	<b>31.1</b>	<b>24</b>	<b>8</b>	<b>.300</b>

### THROWING STRIKES

Pitcher	BF	NP	BB	K	K %
---------	----	----	----	---	-----

### ECU SINCE JOINING THE AMERICAN IN 2015

**2015: Tournament Champion**  
**2016: Second in regular season (1 GB)**  
**2017: Reached Tournament Title Game**  
**2018: Tournament Champion**  
**2019: Regular Season Champion**  
**2021: Regular Season Champion**  
**2022: Regular Season Champion/Tournament Champion**  
**2023: Regular Season Champion/Reached Tournament Title Game**  
**2024: Regular Season Champion**

The Pirates have finished first or second in the regular season or won/reached the conference tournament title game every season in the league.

### SINGLE-SEASON AAC VICTORIES

Rank	Team	Wins	Season
1.	East Carolina	20	2022
	East Carolina	20	2021
	East Carolina	20	2019
4.	East Carolina	19	2024
	Louisville	19	2014
6.	East Carolina	18	2023
	Cincinnati	18	2021
	Wichita State	18	2021
	UCF	18	2021

### AAC WINS COUNTER

Since joining the American Conference in 2015, East Carolina owns the most overall and league victories (regular season). The list reflects wins entering the 2025 season and is sorted by AAC victories.

Team	Total Wins	AAC Wins
East Carolina	397	148
Tulane	294	113
South Florida	274	97
Memphis	242	80
Wichita State #	190	73
UTSA \$	279	17
UAB \$	225	13
Florida Atlantic \$	339	12
Charlotte \$	276	12
Rice \$	246	11

# - Joined AAC prior to 2018 season

\$ - Joined AAC prior to 2024 season

### ECU SERIES WINS IN AAC SINCE 2018

Since the 2018 season, East Carolina has won 37 of 48 AAC weekend series with three splits. Dating back to 2019, the Pirates have dropped just five weekend league series, posting a 32-5-3 record with 20 sweeps.

### ECU SWEEPS IN AAC PLAY SINCE 2019

Since 2019, East Carolina has recorded more weekend series sweeps in conference play than any other team on the circuit.

Rank	Team	'19	'21	'22	'23	'24	Total
1.	East Carolina	4	2	5	5	4	20
2.	Tulane	1	1	1	0	1	4
	Wichita State	0	1	0	1	2	4
4.	Memphis	0	0	0	1	1	2
5.	Charlotte	0	0	0	0	1	1
	Rice	0	0	0	0	1	1
	South Florida	0	0	0	0	1	1
	UTSA	0	0	0	0	1	1
9.	Florida Atlantic	0	0	0	0	0	0
	UAB	0	0	0	0	0	0



## PIRATES IN THE NCAA TOURNAMENT

### 1964 (NCAA District 3 Playoffs)

Opponent	W/L	Score
North Carolina	L	8-0
West Virginia	W	6-5
North Carolina	L	13-2

### 1966 (NCAA District 3 Playoffs)

Opponent	W/L	Score
Florida State	L	6-3
North Carolina	L	7-3

### 1968 (NCAA District 3 Playoffs)

Opponent	W/L	Score
Florida State	W	2-1
NC State	L	7-5
Florida State	L	3-2

### 1970 (NCAA District 3 Playoffs)

Opponent	W/L	Score
Florida State	L	2-0
Mississippi State	L	12-6

### 1974 (NCAA District 3 Playoffs)

Opponent	W/L	Score
Vanderbilt	L	2-1
South Carolina	L	5-1

### 1977 (NCAA Atlantic Regional/Columbia, S.C.)

Opponent	W/L	Score
Wake Forest	L	6-3
South Carolina	L	4-1

### 1980 (NCAA Northeast Regional/Orono, Maine)

Opponent	W/L	Score
Harvard	L	7-3
Maine	L	2-1

### 1982 (NCAA East Regional/Columbia, S.C.)

Opponent	W/L	Score
Old Dominion	L	2-1
North Carolina	W	1-0
West Virginia	L	4-1

### 1984 (NCAA South Regional/Tallahassee, Fla.)

Opponent	W/L	Score
South Alabama	W	5-4
Florida State	W	7-4
Miami (Fla.)	L	6-4
South Alabama	L	18-2

### 1987 (NCAA Atlantic Regional/Tallahassee, Fla.)

Opponent	W/L	Score
Florida State	L	10-5
Central Michigan	L	17-9

### 1989 (NCAA East Regional/Gainesville, Fla.)

Opponent	W/L	Score
Florida	L	11-6
Villanova	L	10-6

### 1990 (NCAA Atlantic Regional/Miami, Fla.)

Opponent	W/L	Score
South Florida	W	4-2
The Citadel	L	8-5
NC State	L	8-1

### 1991 (NCAA Midwest Regional/Wichita, Kan.)

Opponent	W/L	Score
Wichita State	L	10-5
Rider	W	6-5
Ohio State	L	6-5

### 1993 (NCAA Atlantic Regional/Atlanta, Ga.)

Opponent	W/L	Score
South Carolina	L	6-5
Liberty	W	6-0
Ohio State	L	6-2

### 1999 (NCAA Baton Rouge Regional) (ECU earns No. 1 seed)

Opponent	W/L	Score
Southern	W	13-2
LSU	W	11-10
LSU	L	12-10
LSU	L	9-0

### 2001 (NCAA Wilson Regional) (ECU earns No. 7 national seed)

Opponent	W/L	Score
UMBC	W	7-0
South Florida	W	12-8
Winthrop	W	7-3

### NCAA Kinston Super Regional

Tennessee	L	13-10
Tennessee	L	6-3

### 2002 (NCAA Clemson Regional)

Opponent	W/L	Score
Elon	W	13-7
Clemson	L	4-2
Georgia Southern	W	7-3
Clemson	L	21-1

### 2003 (NCAA Atlanta Regional)

Opponent	W/L	Score
South Carolina	L	4-0
Georgia Tech	W	10-3
Stetson	L	9-4

### 2004 (NCAA Kinston Regional) (ECU earns No. 1 seed)

Opponent	W/L	Score
Stony Brook	W	8-2
UNC Wilmington	W	11-4
UNC Wilmington	W	7-0

### NCAA Columbia Super Regional

South Carolina	L	4-2
South Carolina	L	5-3

### 2005 (NCAA Tempe Regional)

Opponent	W/L	Score
Arizona State	L	9-6
UNLV	L	5-3

### 2007 (NCAA Chapel Hill Regional)

Opponent	W/L	Score
Western Carolina	W	9-8
North Carolina	L	11-10
Western Carolina	L	9-5

### 2008 (NCAA Conway Regional)

Opponent	W/L	Score
Alabama	L	16-3
Columbia	W	9-0
Alabama	W	16-1
Coastal Carolina	L	24-11

### 2009 (NCAA Greenville Regional) (ECU earns No. 1 seed)

Opponent	W/L	Score
Binghamton	W	11-7
South Carolina	L	12-2
Binghamton	W	16-9
South Carolina	W	8-6
South Carolina	W	10-9 (10)

### NCAA Chapel Hill Super Regional

North Carolina	L	10-1
North Carolina	L	9-3

### 2011 (NCAA Charlottesville Regional)

Opponent	W/L	Score
St. John's	L	2-0
Navy	W	6-1
St. John's	W	6-4
Virginia	L	13-1

### 2012 (NCAA Chapel Hill Regional)

Opponent	W/L	Score
St. John's	L	11-3
Cornell	W	10-6
North Carolina	L	5-3

### 2015 (NCAA Coral Gables Regional)

Opponent	W/L	Score
Columbia	L	6-3
Florida International	L	2-0

### 2016 (NCAA Charlottesville Regional)

Opponent	W/L	Score
Bryant	W	9-1
Virginia	W	8-6
William & Mary	W	8-4

### NCAA Lubbock Super Regional

Texas Tech	W	8-6
Texas Tech	L	3-1 (13)
Texas Tech	L	11-0

### 2018 (NCAA Greenville Regional) (ECU earns No. 12 national seed)

Opponent	W/L	Score
UNC Wilmington	W	16-7
South Carolina	L	4-2
UNC Wilmington	L	9-7

### 2019 (NCAA Greenville Regional) (ECU earns No. 10 national seed)

Opponent	W/L	Score
Quinnipiac	L	5-4
NC State	W	9-2
Quinnipiac	W	13-3
Campbell	W	10-3
Campbell	W	12-3

### NCAA Louisville Super Regional

Louisville	L	14-1
Louisville	L	12-0

### 2021 (NCAA Greenville Regional) (ECU earns No. 13 national seed)

Opponent	W/L	Score
Norfolk State	W	8-5
Charlotte	W	7-5
Maryland	W	9-6

### NCAA Nashville Super Regional

Vanderbilt	L	2-0
Vanderbilt	L	4-1

### 2022 (NCAA Greenville Regional) (ECU earns No. 8 national seed)

Opponent	W/L	Score
Coppin State	W	17-1
Virginia	W	6-2
Coastal Carolina	L	9-1
Coastal Carolina	W	13-4

### NCAA Greenville Super Regional

Texas	W	13-7
Texas	L	9-8
Texas	L	11-1

### 2023 (NCAA Charlottesville Regional)

Opponent	W/L	Score
Oklahoma	W	14-5
Virginia	L	2-1
Oklahoma	W	8-5
Virginia	L	8-3

### 2024 (NCAA Greenville Regional) (ECU Earns No. 16 National Seed)

Opponent	W/L	Score
Evansville	L	4-1
Wake Forest	W	7-6
VCU	W	10-7
Evansville	W	19-6
Evansville	L	6-5

## EAST CAROLINA CAREER PITCHING PERFORMANCES

### Brett Antolick

Date	Opponent	S/R	Dec.	IP	H	R	ER	BB	K
2/23/24	Wagner	R	-	1.0	1	1	0	0	1
3/8/24	Rhode Island	R	-	1.0	1	0	0	0	0
3/20/24	Prairie View A&M	R	-	1.0	3	2	2	1	0
4/23/24	Houston	S	-	1.2	4	3	3	1	0

### Jackson DiLorenzo

Date	Opponent	S/R	Dec.	IP	H	R	ER	BB	K
2/16/24	Rider	R	-	1.0	0	0	0	0	0
2/25/24	North Carolina	R	W	1.0	0	0	0	0	1
2/27/24	at Old Dominion	R	-	2.0	1	0	0	0	3
3/1/24	Purdue	R	-	1.0	1	1	1	0	1
3/8/24	at Liberty	R	-	0.2	0	0	0	0	1
3/19/24	at Elon	R	-	1.0	1	0	0	0	0
4/12/24	Charlotte	R	-	1.0	0	0	0	0	1
4/14/24	Charlotte	R	L	0.0	1	2	2	1	0
4/16/24	at William & Mary	R	-	2.0	2	2	2	3	3
4/26/24	at Memphis	R	-	0.1	0	0	0	1	1
5/5/24	South Florida - 2	R	-	0.1	2	0	0	0	0
5/7/24	Duke	R	-	2.2	2	1	0	0	3
5/11/24	at Tulane	R	-	2.0	2	2	2	0	1
5/12/24	at Tulane	R	L	1.0	2	1	1	2	1
5/17/24	Rice	R	W	3.1	1	1	1	0	2
5/21/24	vs. Rice	R	-	2.0	2	1	1	2	4
5/24/24	vs. Rice	R	-	1.2	3	2	2	0	2
5/25/24	vs. Wichita State	R	-	0.1	3	1	1	0	0
6/1/24	Wake Forest	R	-	0.0	0	0	0	1	0
6/3/24	Evansville	R	-	2.0	0	0	0	0	2

### Talor Grubbs

Date	Opponent	S/R	Dec.	IP	H	R	ER	BB	K
3/11/23	at East Carolina	R	-	2.0	3	1	1	2	2
3/15/23	Wake Forest	R	-	1.0	0	0	0	0	0
3/19/23	at Florida Gulf Coast	R	-	1.0	2	0	0	0	3
3/25/23	Austin Peay	R	-	0.2	2	2	2	0	1
4/4/23	Virginia	R	-	2.0	2	0	0	1	0
2/21/24	at Duke	R	-	2.2	2	0	0	0	1
2/24/24	Hofstra	R	-	1.0	1	1	1	1	1
2/28/24	at UNCW	R	-	0.1	0	0	0	0	1
3/3/24	at Coastal Carolina	R	-	1.0	2	2	1	3	0
3/9/24	East Carolina	R	-	2.0	1	1	1	0	1
3/17/24	Canisius	R	W	1.2	4	3	3	1	1
3/26/24	Wake Forest	R	-	1.1	0	0	0	0	2
3/29/24	Sam Houston State	R	-	2.0	0	0	0	1	2
4/2/24	Duke	R	-	1.2	2	0	0	0	3
4/7/24	at New Mexico State	R	-	2.0	3	2	2	2	2
4/13/24	Jacksonville State	R	-	1.2	1	0	0	1	3
4/16/24	at VCU	R	-	3.0	0	0	0	2	4
4/20/24	at Western Kentucky	R	-	0.2	3	1	1	0	0
4/28/24	at Samford	R	-	1.2	5	5	4	1	0
5/4/24	Florida International	R	-	2.2	4	1	1	0	3
5/17/24	Louisiana Tech	R	-	1.2	5	4	4	0	2

### Jake Hunter

Date	Opponent	S/R	Dec.	IP	H	R	ER	BB	K
2/20/22	Bryant	S	-	4.0	3	1	1	2	2
2/27/22	North Carolina	S	-	3.1	1	0	0	2	3
3/6/22	Maryland	S	-	3.0	6	2	2	0	3
3/13/22	Saint Mary's - 2	S	-	2.1	5	3	3	1	1
3/20/22	at Charleston	S	L	2.0	3	4	4	0	2
3/26/22	VCU	R	-	2.0	2	1	1	0	3
4/3/22	at Cincinnati	R	-	1.0	1	0	0	0	0
4/6/22	Old Dominion	R	-	1.0	0	0	0	0	2
4/9/22	Wichita State	R	-	2.0	1	0	0	0	4
4/12/22	at Elon	R	-	1.0	1	0	0	0	2
4/16/22	at UCF	S	W	3.0	1	0	0	0	2
4/24/22	at Tulane	S	L	1.2	2	3	3	0	4
4/26/22	at NC State	R	-	2.0	2	1	1	0	2
5/1/22	Cincinnati	S	-	2.0	4	2	2	2	2
5/8/22	at Memphis	S	-	4.0	3	1	1	0	3

5/15/22	South Florida	S	-	5.1	1	1	1	0	7
5/21/22	Houston	S	-	2.0	3	2	2	0	1
5/28/22	vs. Tulane	S	-	0.0	3	3	3	0	0
2/19/23	George Washington	R	-	1.0	0	0	0	1	1
2/28/23	at Duke	R	-	2.0	0	0	0	0	3
3/8/23	at Elon	S	-	3.2	3	1	1	3	6
3/14/23	at UNCW	S	L	3.0	3	3	3	0	5
3/18/23	Missouri State	R	W	2.2	1	0	0	0	3
3/28/23	UNCW	S	-	3.0	3	2	1	1	0
4/4/23	NC State	R	W	4.1	3	2	2	0	5
4/11/23	Old Dominion	R	-	1.0	3	2	2	2	1
4/22/23	at Wichita State - 2	R	-	2.2	1	0	0	0	1
4/25/23	at NC State	R	-	1.2	3	0	0	1	3
4/29/23	Tulane	R	W	3.2	3	3	2	1	5
5/3/23	North Carolina	R	L	0.2	0	1	1	1	1
5/5/23	at Cincinnati	R	W	2.2	2	0	0	1	5
5/10/23	at Old Dominion	R	-	3.0	0	0	0	0	4
5/13/23	Memphis	R	-	1.0	1	1	1	0	1
5/14/23	Memphis	R	-	1.0	2	2	2	0	1
5/16/23	Campbell	R	-	0.1	3	3	3	0	1
5/19/23	at South Florida	R	S	0.1	0	0	0	0	1
5/23/23	vs. South Florida	S	-	1.0	1	2	2	1	1
5/28/23	vs. Tulane	R	-	0.1	1	1	1	1	0
6/2/23	vs. Oklahoma	R	-	1.2	1	0	0	0	2
6/4/23	at Virginia	R	-	1.1	1	1	1	0	1
2/18/24	Rider	S	W	5.0	1	0	0	3	6
2/25/24	North Carolina	S	-	5.1	1	1	1	3	6
3/3/24	SE Louisiana	S	L	3.0	4	4	4	0	2
3/10/24	at Liberty	S	-	2.2	3	4	4	3	5
3/17/24	Columbia	S	-	3.2	5	1	1	2	2
3/24/24	at UTSA	S	L	2.2	5	4	2	0	1
3/29/24	UAB	R	S	2.0	1	0	0	0	0
4/2/24	at NC State	R	-	1.0	2	2	2	1	0
4/7/24	at Florida Atlantic	R	W	4.1	0	1	1	3	4
4/14/24	Charlotte	R	-	4.0	4	2	2	0	1
4/16/24	at William & Mary	R	-	1.2	2	1	0	0	5
4/20/24	Wichita State - 2	R	-	1.0	0	0	0	0	1
4/28/24	at Memphis	R	W	2.2	1	0	0	1	4

### Nick Moran

Date	Opponent	S/R	Dec.	IP	H	R	ER	BB	K
4/22/22	North Florida	R	-	1.0	2	1	1	1	0
4/27/22	at North Carolina	R	-	1.0	0	0	0	0	1
4/30/22	at Stetson	R	-	2.0	0	0	0	1	4
5/7/22	Jacksonville	R	-	1.1	2	2	2	3	1
5/20/22	Kennesaw State	R	-	3.2	3	0	0	0	3
5/25/22	vs. Kennesaw State	S	-	4.0	7	6	6	1	3
2/18/23	at Southern Miss	S	-	5.0	1	0	0	2	6
2/25/23	at Winthrop	S	-	5.0	3	2	1	1	6
3/4/23	Bryant	S	W	6.0	6	2	2	1	9
3/11/23	at East Carolina	S	L	4.0	10	8	8	3	2
3/18/23	at Florida Gulf Coast	S	L	2.2	5	5	5	2	1
2/21/24	at Duke	S	L	3.0	6	4	4	0	4
3/2/24	at Coastal Carolina	S	-	5.0	7	4	2	2	7
3/9/24	East Carolina	S	L	6.2	6	4	3	2	6
3/16/24	Canisius	S	-	3.2	2	1	1	1	2
3/24/24	at Middle Tennessee St.	S	W	5.0	6	4	4	1	4
3/30/24	Sam Houston State	S	W	7.0	6	3	0	0	7
4/6/24	at New Mexico State	S	W	6.0	8	5	1	2	6
4/13/24	Jacksonville State	S	-	6.1	6	3	3	0	2
4/20/24	at Western Kentucky	S	-	1.1	3	4	4	2	0
4/27/24	at Samford	S	L	4.1	6	4	3	3	3
5/3/24	Florida International	S	-	3.0	5	4	4	1	4
5/11/24	at Dallas Baptist	S	-	4.1	2	0	0	3	6
5/17/24	Louisiana Tech	S	-	4.1	5	4	4	5	2
5/24/24	at Louisiana Tech	S	W	7.1	6	2	2	2	6

### Ethan Norby

Date	Opponent	S/R	Dec.	IP	H	R	ER	BB	K
2/16/24	Rider	R	-	2.0	1	1	1	1	1
2/25/24	North Carolina	R	-	0.0	1	1	1	0	0
2/27/24	at Old Dominion	S	-	2.0	2	2	2	1	1
3/15/24	Columbia	R	-	1.0	1	1	1	1	1

## EAST CAROLINA CAREER PITCHING PERFORMANCES

3/22/24	at UTSA	R	-	3.0	1	0	0	2	4
3/30/24	UAB	S	W	4.0	0	0	0	4	6
4/7/24	at Florida Atlantic	S	-	1.2	4	3	0	0	1
4/10/24	Old Dominion	R	W	4.2	3	1	1	2	10
4/14/24	Charlotte	S	-	2.2	2	2	2	1	4
4/19/24	Wichita State	R	S	1.1	0	0	0	0	4
4/20/24	Wichita State - 2	S	-	2.0	4	3	2	0	3
4/23/24	NC State	R	W	4.1	4	2	1	0	2
4/28/24	at Memphis	S	-	2.0	5	2	1	1	1
5/5/24	South Florida - 1	S	-	4.0	6	3	3	0	5
5/11/24	at Tulane	S	-	4.1	7	2	2	1	4
5/16/24	Rice	R	S	2.2	0	0	0	2	1
5/21/24	vs. Rice	S	-	5.0	5	3	2	3	3
5/25/24	vs. Wichita State - 1	R	-	4.1	2	1	1	1	2
5/31/24	Evansville	R	-	3.0	1	2	1	2	1
6/2/24	Evansville	S	W	5.1	5	4	4	3	9

### Brad Pruett

Date	Opponent	S/R	Dec.	IP	H	R	ER	BB	K
2/18/24	Nebraska	R	-	0.2	0	1	1	1	0
2/23/24	Wright State	R	-	0.2	0	0	0	0	2
3/1/24	vs. Pittsburgh	R	-	1.0	0	1	0	1	1
3/5/24	Wichita State	R	-	0.0	1	1	1	0	0
3/9/24	UCF	R	-	1.0	1	0	0	0	2
3/12/24	Oklahoma State	R	-	0.1	2	1	1	1	0
3/19/24	Dallas Baptist	R	-	0.1	1	0	0	0	1
3/23/24	West Virginia	R	-	2.0	1	0	0	0	2
3/30/24	Lamar	R	-	0.2	2	1	1	0	0
4/9/24	UT Arlington	R	-	0.1	1	2	2	1	1

### Ryan Towers

Date	Opponent	S/R	Dec.	IP	H	R	ER	BB	K
5/16/23	USC	R	-	1.0	1	0	0	0	2
5/19/23	Pacific	R	-	1.2	1	4	1	3	1
5/26/23	vs. Portland	R	-	0.2	4	5	5	2	2
2/16/24	at Sacramento State	S	-	3.0	3	2	2	0	3
2/24/24	vs. Utah	S	-	4.1	6	2	2	0	1
3/2/24	Villanova	S	W	6.0	1	0	0	1	10
3/9/24	at Saint Louis	S	L	1.2	8	5	5	1	1
3/14/24	Dartmouth	S	-	4.0	6	3	2	2	7
3/23/24	at Gonzaga	S	-	6.0	3	2	1	2	4
3/29/24	Pepperdine	S	-	5.1	4	1	1	3	5
4/6/24	at San Diego	S	-	5.1	4	1	1	4	4
4/13/24	Saint Mary's	S	L	3.2	6	4	4	3	5
4/21/24	at Pacific	S	-	3.1	3	0	0	5	4
4/28/24	Portland	S	-	3.0	3	3	3	2	2
5/12/24	at Santa Clara	S	L	2.0	4	4	4	3	1
5/14/24	at UC Irvine	R	-	0.2	0	0	0	1	1
5/18/24	San Francisco	S	-	3.0	2	3	3	2	2

### Colby Wallace

Date	Opponent	S/R	Dec.	IP	H	R	ER	BB	K
5/17/24	Rice	R	-	2.0	1	0	0	0	3
5/21/24	vs. Rice	R	W	1.0	0	0	0	3	0
5/24/24	vs. Rice	R	W	2.0	2	0	0	0	1
6/1/24	Wake Forest	R	-	0.1	3	4	3	0	0
6/2/24	Evansville	R	-	0.2	0	0	0	1	0

### Jaden Winter

Date	Opponent	S/R	Dec.	IP	H	R	ER	BB	K
4/12/22	at Elon	S	W	2.0	3	1	1	0	0
2/18/23	George Washington	R	-	0.2	1	0	0	0	1
2/28/23	at Duke	R	-	1.0	0	0	0	1	1
3/5/23	Georgetown	R	-	1.0	0	0	0	0	1
3/11/23	Liberty	R	-	1.0	0	0	0	0	2
3/15/23	William & Mary	R	S	2.0	1	0	0	1	5
3/28/23	UNCW	R	-	1.1	2	2	2	1	2
4/22/23	at Wichita State - 1	R	-	0.1	1	2	2	2	0
5/14/23	Memphis	R	-	1.0	2	3	3	2	1
5/28/23	vs. Tulane	R	-	0.2	0	0	0	0	1
6/2/23	vs. Oklahoma	R	-	1.0	2	2	2	0	1

2/17/24	Rider	R	-	1.1	0	0	0	0	2
2/20/24	at Campbell	R	L	0.1	1	2	0	1	1
2/24/24	vs. North Carolina	R	-	1.0	2	3	3	1	2
2/27/24	at Old Dominion	R	-	1.0	2	3	3	3	2
3/3/24	SE Louisiana	R	-	1.2	1	0	0	0	1
3/10/24	at Liberty	R	W	2.1	2	0	0	1	2
3/12/24	at UNCW	R	-	0.2	1	0	0	0	1
3/17/24	Columbia	R	-	1.0	3	3	3	0	0
4/9/24	Elon	S	W	4.0	0	0	0	3	5
4/14/24	Charlotte	R	-	0.2	0	0	0	0	0
4/16/24	at William & Mary	S	-	0.0	1	3	3	3	0
4/20/24	Wichita State - 2	R	-	1.0	1	0	0	0	0
4/27/24	at Memphis	R	-	1.0	1	0	0	1	1
5/7/24	Duke	R	-	2.0	5	2	2	0	3
5/11/24	at Tulane	R	L	1.0	1	1	1	0	1
5/12/24	at Tulane	R	-	0.1	0	0	0	1	0
5/16/24	Rice	R	-	0.0	1	0	0	0	0
5/17/24	Rice	R	-	1.0	2	2	2	1	1
5/23/24	vs. Wichita State	R	-	0.2	3	2	2	1	1
5/25/24	vs. Wichita State	R	-	2.0	3	4	4	4	4
6/2/24	Evansville	R	-	2.0	1	0	0	0	2

## EAST CAROLINA CAREER HOME RUN LOG

### Walker Barron

No.	Date	Opponent	Pitcher	Type
1.	5/25/24	vs. Wichita State - 1 %	Favors	Solo

### Alex Bouche

No.	Date	Opponent	Pitcher	Type
1.	2/21/23	VMI	Fletcher	3-Run
2.	2/22/23	at William & Mary	Wall	Solo
3.	2/26/23	FORDHAM - 1	Kovel	Solo
4.	3/4/23	SAINT JOSEPH'S - 1	McCausland	2-Run
5.	3/7/23	NORFOLK STATE	Velasquez	2-Run
6.	3/15/23	PRINCETON	Sword	Solo
7.	3/31/23	at Georgia Southern	Fisher	Solo
8.	4/14/23	COASTAL CAROLINA	Potok	2-Run
9.	4/22/23	at Appalachian State	Wilson	3-Run
10.	4/25/23	at VCU	Martinez	Grand Slam
11.	5/5/23	at Arkansas State	Conover	2-Run
12.	2/27/24	EAST CAROLINA	Norby	2-Run
13.	3/15/24	GEORGIA SOUTHERN	Zerbel	Solo
14.	4/6/24	at Coastal Carolina	Ellison	Solo
15.	5/4/24	at Texas State	Seay	2-Run

### Ryley Johnson

No.	Date	Opponent	Pitcher	Type
1.	4/3/21	CINCINNATI - 1 *	Moore	Grand Slam
2.	4/11/21	MEMPHIS *	Brockhouse	Solo
3.	5/1/21	at Wichita State *	Hansell	Solo
4.	2/19/23	GEORGE WASHINGTON	Crochet	2-Run
5.	5/13/23	MEMPHIS *	Kessinger	2-Run
6.	3/15/24	COLUMBIA	Yoo	2-Run
7.	3/17/24	COLUMBIA	Hicks	Solo
8.	4/12/24	CHARLOTTE *	Reynolds	2-Run
9.	4/16/24	at William & Mary	Markus	Solo

### Dixon Williams

No.	Date	Opponent	Pitcher	Type
1.	3/1/24	PURDUE	Morales	Solo
2.	3/16/24	COLUMBIA	Santana	2-Run
3.	3/24/24	at UTSA *	Quiroga	2-Run
4.	4/27/24	at Memphis *	Chorzelewski	Solo
5.	4/28/24	at Memphis *	Robinson	Solo
6.	5/3/24	SOUTH FLORIDA *	Mink	2-Run
7.	5/5/24	SOUTH FLORIDA - 1 *	Archie	Solo
8.	5/23/24	vs. Wichita State %	LaPour	Solo
9.	6/1/24	WAKE FOREST ^	Burns	3-Run

\* Conference Game | % Conference Tournament | ^ NCAA Regional | # NCAA Super Regional

## CAREER GAME-WINNING RBI (AT EAST CAROLINA)

### Ryley Johnson

No.	Date	Opponent	Inning	How
1.	3/15/23	WILLIAM & MARY	5th	Fielder's Choice
2.	5/10/23	at Old Dominion	13th	RBI Single
3.	3/1/24	PURDUE	3rd	RBI Single
4.	3/8/24	at Liberty	3rd	Sac Fly

### Dixon Williams

No.	Date	Opponent	Inning	How
1.	2/18/24	RIDER	2nd	RBI Single
2.	3/15/24	COLUMBIA	2nd	Sac Bunt RBI
3.	4/2/24	at NC State	2nd	2-Run Single
4.	4/16/24	at William & Mary	13th	RBI Single

\* Conference Game | % Conference Tournament | ^ NCAA Regional | # NCAA Super Regional



## EAST CAROLINA AGAINST RANKED TEAMS (CONT.)

Date	Opponent	W/L	Score
5/5/17	at (24) South Florida	L	8-6
5/6/17	at (24) South Florida	L	5-4 (10)
5/7/17	at (24) South Florida	L	6-3
5/23/17	vs. (24) UCF \$	W	14-3
5/26/17	vs. (24) UCF \$	W	4-0
3/12/18	at (24) Duke	L	7-2
3/23/21	at (24) North Carolina	L	8-1
6/6/21	(24) MARYLAND *	W	9-6
2/11/05	at (25) College of Charleston	W	9-6
2/12/05	at (25) College of Charleston	L	15-7
2/13/05	at (25) College of Charleston	L	11-5
4/15/08	at (25) NC State	L	7-6
2/15/13	(25) VIRGINIA	L	14-4
2/16/13	(25) VIRGINIA	L	13-9
4/16/13	(25) UNCW	L	7-2
4/2/14	at (25) NC State	L	3-2
4/9/14	(25) NC STATE	W	7-0
5/25/17	vs. (25) UCF \$	W	6-5
2/23/21	(25) DUKE	W	6-1
5/13/08	(26) UNCW	W	3-2
3/25/09	(26) UNCW	W	3-0
2/25/22	at (26) North Carolina	L	7-4
2/26/22	at (26) North Carolina	L	2-0
2/27/22	(26) NORTH CAROLINA	W	5-0
4/8/05	(27) SOUTHERN MISS	L	12-6
4/9/05	(27) SOUTHERN MISS	W	7-5
4/10/05	(27) SOUTHERN MISS	W	10-6
4/22/08	(27) UNCW	W	6-1
4/21/09	(27) ELON	W	10-9
4/2/13	(27) NC STATE	L	6-1
4/8/16	at (27) Tulane	L	5-2
4/9/16	at (27) Tulane	L	3-0
4/10/16	at (27) Tulane	W	7-3
2/12/99	vs. (28) North Carolina %	L	8-3
5/9/08	(28) TULANE	L	5-4
5/10/08	(28) TULANE	L	10-8
5/11/08	(28) TULANE	L	10-8
3/22/13	at (28) Houston	L	7-2
3/23/13	at (28) Houston	L	4-3
3/24/13	at (28) Houston	L	5-4 (10)
3/3/18	(28) MISSOURI STATE	L	7-4
4/26/22	at (28) NC State	L	12-3
5/5/06	at (29) Southern Miss	L	11-10
5/6/06	at (29) Southern Miss	L	8-5
5/7/06	at (29) Southern Miss	L	10-1
5/20/98	vs. (29) VCU &	L	5-2
3/30/07	at (29) Tulane	L	2-1
3/31/07	at (29) Tulane	L	8-2
4/1/07	at (29) Tulane	W	11-7
4/6/22	(29) OLD DOMINION	L	8-7
2/25/99	at (30) Wake Forest	W	3-2

\$ - American Athletic Conference Tournament

! - Conference USA Tournament

& - Colonial Athletic Association Tournament

\* - NCAA Regional

# - NCAA Super Regional

% - at Charleston, S.C.

+ - at Tuscaloosa, Ala.

< - at Fayetteville, N.C.

## LONGEST EAST CAROLINA GAMES SINCE 2000

Rank	Date	Opponent (Game Location)	Score (Innings)	Game Length
1.	4/16/24	at William & Mary (Williamsburg, Va.)	W, 14-13 (13)	5:30
2.	6/11/16	at (7) Texas Tech (Lubbock, Texas)	L, 3-1 (13)	4:56
3.	3/20/04	(14) Tulane (Greenville, N.C.)	L, 14-10 (10)	4:49
4.	3/3/21	Old Dominion (Greenville, N.C.)	L, 6-5 (12)	4:42
5.	4/3/22	at Cincinnati (Cincinnati, Ohio)	W, 12-10 (9)	4:40
6.	4/6/22	Old Dominion (Greenville, N.C.)	L, 8-7 (9)	4:28
7.	5/26/23	vs. UCF (Clearwater, Fla.) \$	W, 7-6 (13)	4:24
8.	3/4/08	at Old Dominion (Norfolk, Va.)	W, 20-13 (10)	4:23
9.	3/31/10	UNCW (Greenville, N.C.)	L, 15-13 (9)	4:21
10.	6/6/21	Maryland (Greenville, N.C.) !	W, 9-6 (9)	4:20
	5/9/21	at (22) Tulane (New Orleans, La.)	W, 9-1 (9)	4:20
	4/5/08	at (20) Southern Miss (Hattiesburg, Miss.)	L, 6-5 (13)	4:20
13.	5/16/23	(14) Campbell (Greenville, N.C.)	L, 14-13	4:18
	4/7/23	UCF (Greenville, N.C.)	W, 3-2 (12)	4:18
15.	5/26/21	vs. Cincinnati (Clearwater, Fla.) \$	W, 13-9 (9)	4:17
	4/30/21	North Carolina (Greenville, N.C.)	W, 11-10 (9)	4:17
17.	3/12/24	at UNCW (Wilmington, N.C.)	W, 8-7 (10)	4:15
	4/27/07	Southern Miss (Greenville, N.C.)	L, 6-3 (9)	4:15
	3/18/01	at (7) Miami (Miami, Fla.)	L, 8-4 (9)	4:15
20.	3/6/20	at Charlotte (Charlotte, N.C.)	W, 14-4 (9)	4:14
	4/13/17	UCF (Greenville, N.C.)	L, 8-7 (9)	4:14
22.	4/5/16	at Elon (Elon, N.C.)	W, 7-5 (11)	4:13
23.	3/12/14	vs. Wake Forest (Wilson, N.C.)	L, 5-4 (9)	4:11
	2/21/10	(2) Virginia (Greenville, N.C.)	L, 14-10 (9)	4:11
	6/1/09	vs. (22) South Carolina (Greenville, N.C.) !	W, 10-9 (10)	4:11
	5/9/03	UAB (Greenville, N.C.)	W, 11-8 (9)	4:11
	3/9/01	Ball State (Greenville, N.C.)	W, 9-8 (11)	4:11
28.	4/4/03	at South Florida (Tampa, Fla.)	W, 5-4 (15)	4:10
29.	4/9/21	at Duke (Durham, N.C.)	W, 11-5 (9)	4:09
	4/23/19	UNCW (Greenville, N.C.)	W, 8-5 (9)	4:09

! - NCAA Regional | # - NCAA Super Regional | \$ - AAC Tournament

## LONGEST EAST CAROLINA GAMES SINCE 2000 (EXTRA INNINGS)

Rank	Date	Opponent (Game Location)	Score (Innings)	Game Length
1.	4/16/24	at William & Mary (Williamsburg, Va.)	W, 14-13 (13)	5:30
2.	6/11/16	at (7) Texas Tech (Lubbock, Texas)	L, 3-1 (13)	4:56
3.	3/20/04	(14) Tulane (Greenville, N.C.)	L, 14-10 (10)	4:49
4.	3/3/21	Old Dominion (Greenville, N.C.)	L, 6-5 (12)	4:42
5.	5/26/23	vs. UCF (Clearwater, Fla.)	W, 7-6 (13)	4:24
6.	3/4/08	at Old Dominion (Norfolk, Va.)	W, 20-13 (10)	4:23
7.	4/5/08	at (20) Southern Miss (Hattiesburg, Miss.)	L, 6-5 (13)	4:20
8.	3/12/24	at UNCW (Wilmington, N.C.)	W, 8-7 (10)	4:15
	4/5/16	at Elon (Elon, N.C.)	W, 7-5 (11)	4:13
10.	6/1/09	vs. (22) South Carolina (Greenville, N.C.) !	W, 10-9 (10)	4:11
	3/9/01	Ball State (Greenville, N.C.)	W, 9-8 (11)	4:11
12.	4/4/03	at South Florida (Tampa, Fla.)	W, 5-4 (15)	4:10
13.	4/13/14	at Old Dominion (Norfolk, Va.)	W, 12-7 (12)	4:08
14.	5/10/23	at Old Dominion (Norfolk, Va.)	W, 4-1 (13)	4:04
15.	3/2/16	Elon (Greenville, N.C.) #	L, 8-7 (10)	4:03
	2/26/16	at (4) Virginia (Charlottesville, Va.)	W, 8-5 (10)	4:03

! - NCAA Regional | # - NCAA Super Regional | \$ AAC Tournament

**AGAINST THE AMERICAN ATHLETIC CONFERENCE (ALL-TIME SERIES LEDGERS)**

**CHARLOTTE (36-6-0) (L1)**

Date	Location	W/L	Score
4/14/24	Greenville, N.C.	L	7-8
4/13/24	Greenville, N.C.	W	5-1
4/12/24	Greenville, N.C.	W	11-0 (7)
4/19/23	Charlotte, N.C.	W	6-2
6/5/21	Greenville, N.C.	W	7-5
3/14/21	Greenville, N.C.	W	3-1
3/13/21	Greenville, N.C.	W	3-1
3/12/21	Greenville, N.C.	W	7-4
3/8/20	Charlotte, N.C.	W	4-1
3/7/20	Charlotte, N.C.	W	15-5
3/6/20	Charlotte, N.C.	W	14-4
3/10/18	Charlotte, N.C.	W	12-2
3/10/18	Charlotte, N.C.	W	6-5
3/9/18	Charlotte, N.C.	W	3-1
3/11/17	Greenville, N.C.	W	3-0
3/11/17	Greenville, N.C.	W	10-7 (10)
3/10/17	Greenville, N.C.	L	0-2
3/22/14	Charlotte, N.C.	W	5-2
3/22/14	Charlotte, N.C.	W	8-5
3/21/14	Charlotte, N.C.	W	5-3
3/26/05	Greenville, N.C.	W	6-0
3/26/05	Greenville, N.C.	L	6-9
3/25/05	Greenville, N.C.	L	2-6
4/4/04	Charlotte, N.C.	W	24-13
4/3/04	Charlotte, N.C.	W	13-5
4/2/04	Charlotte, N.C.	W	8-0
5/22/03	New Orleans, La.	W	8-5
3/23/03	Greenville, N.C.	W	8-7
3/22/03	Greenville, N.C.	W	15-4
3/21/03	Greenville, N.C.	L	2-5
4/14/02	Charlotte, N.C.	W	3-2
4/13/02	Charlotte, N.C.	L	2-4
4/12/02	Charlotte, N.C.	W	10-4
5/1/93	Charlotte, N.C.	W	8-2
2/21/93	Greenville, N.C.	W	12-2
4/18/82	Greenville, N.C.	W	14-7
4/24/81	Greenville, N.C.	W	13-1
4/3/81	Charlotte, N.C.	W	11-0
4/25/80	Greenville, N.C.	W	3-2
3/12/80	Charlotte, N.C.	W	5-3 (7)
3/22/79	Greenville, N.C.	W	14-0 (7)
3/22/79	Greenville, N.C.	W	5-2 (7)

**FLORIDA ATLANTIC (4-3) (W1)**

Date	Location	W/L	Score
4/7/24	Boca Raton, Fla.	W	8-6
4/6/24	Boca Raton, Fla.	L	5-6
4/5/24	Boca Raton, Fla.	W	4-1
4/27/14	Boca Raton, Fla.	W	2-1
4/26/14	Boca Raton, Fla.	W	6-4
4/25/14	Boca Raton, Fla.	L	3-4
3/14/01	Boca Raton, Fla.	L	8-9

**MEMPHIS (49-19) (W10)**

Date	Location	W/L	Score
4/28/24	Memphis, Tenn.	W	8-3
4/27/24	Memphis, Tenn.	W	14-3
4/26/24	Memphis, Tenn.	W	14-0 (7)
5/14/23	Greenville, N.C.	W	11-7
5/13/23	Greenville, N.C.	W	10-3
5/12/23	Greenville, N.C.	W	10-4
5/8/22	Memphis, Tenn.	W	15-1
5/7/22	Memphis, Tenn.	W	8-5
5/6/22	Memphis, Tenn.	W	4-1 (13)
5/28/21	Clearwater, Fla.	W	12-0 (7)
5/25/21	Clearwater, Fla.	L	1-11 (7)
4/11/21	Greenville, N.C.	W	7-1
4/10/21	Greenville, N.C.	W	8-7
4/9/21	Greenville, N.C.	W	5-3
4/9/21	Greenville, N.C.	W	12-2
5/18/19	Greenville, N.C.	L	9-10
5/17/19	Greenville, N.C.	W	5-3
5/16/19	Greenville, N.C.	W	19-10
4/21/18	Memphis, Tenn.	W	4-2
4/21/18	Memphis, Tenn.	W	4-2
4/20/18	Memphis, Tenn.	W	5-1
5/14/17	Greenville, N.C.	W	3-2 (11)
5/13/17	Greenville, N.C.	L	3-7
5/12/17	Greenville, N.C.	W	11-4
5/26/16	Clearwater, Fla.	L	4-5
4/17/16	Memphis, Tenn.	L	5-6
4/16/16	Memphis, Tenn.	W	8-2
4/15/16	Memphis, Tenn.	W	8-1
3/29/15	Greenville, N.C.	L	2-4
3/28/15	Greenville, N.C.	L	2-3
3/28/15	Greenville, N.C.	W	4-1
4/28/13	Greenville, N.C.	W	4-3
4/27/13	Greenville, N.C.	W	4-3
4/26/13	Greenville, N.C.	L	5-6
4/15/12	Memphis, Tenn.	W	14-7
4/14/12	Memphis, Tenn.	L	2-5
4/13/12	Memphis, Tenn.	W	5-2
3/26/11	Greenville, N.C.	W	5-3
3/26/11	Greenville, N.C.	L	2-3
3/25/11	Greenville, N.C.	W	3-2
5/28/10	Houston, Texas	L	2-3
4/11/10	Memphis, Tenn.	W	3-2
4/10/10	Memphis, Tenn.	W	20-9
4/9/10	Memphis, Tenn.	L	5-6
5/16/09	Greenville, N.C.	W	13-2 (7)
5/15/09	Greenville, N.C.	W	9-1
5/14/09	Greenville, N.C.	W	9-4
5/17/08	Memphis, Tenn.	L	5-7
5/16/08	Memphis, Tenn.	W	17-3
5/15/08	Memphis, Tenn.	W	8-1
3/25/07	Greenville, N.C.	W	11-1 (7)
3/24/07	Greenville, N.C.	W	12-0
3/23/07	Greenville, N.C.	W	12-10
5/20/06	Memphis, Tenn.	L	10-11
5/19/06	Memphis, Tenn.	L	6-14
5/18/06	Memphis, Tenn.	L	6-9
4/24/05	Greenville, N.C.	W	3-0
4/23/05	Greenville, N.C.	L	5-8
4/22/05	Greenville, N.C.	W	12-0
3/28/04	Memphis, Tenn.	W	8-4
3/27/04	Memphis, Tenn.	W	7-1
3/26/04	Memphis, Tenn.	L	5-6
4/13/03	Greenville, N.C.	W	3-2
4/12/03	Greenville, N.C.	L	1-8
4/11/03	Greenville, N.C.	W	3-2
4/28/02	Memphis, Tenn.	W	7-4
4/27/02	Memphis, Tenn.	W	11-3
4/26/02	Memphis, Tenn.	W	3-0

## RICE (14-24) (W5)

Date	Location	W/L	Score
5/24/24	Clearwater, Fla.	W	8-7
5/21/24	Clearwater, Fla.	W	12-4
5/17/24	Greenville, N.C.	W	6-4
5/17/24	Greenville, N.C.	W	15-5 (8)
5/16/24	Greenville, N.C.	W	8-2
3/13/16	Houston, Texas	L	1-4
3/12/16	Houston, Texas	L	2-7
3/11/16	Houston, Texas	W	10-1
4/6/14	Houston, Texas	W	2-1
4/5/14	Houston, Texas	L	0-8
4/4/14	Houston, Texas	W	3-2
4/7/13	Greenville, N.C.	L	7-8
4/6/13	Greenville, N.C.	W	3-2 (13)
4/5/13	Greenville, N.C.	L	0-3
4/22/12	Houston, Texas	W	4-3
4/21/12	Houston, Texas	L	2-6 (10)
4/20/12	Houston, Texas	L	0-2
4/10/11	Greenville, N.C.	W	7-3
4/9/11	Greenville, N.C.	L	3-5 (10)
4/8/11	Greenville, N.C.	L	1-2
5/26/10	Houston, Texas	L	3-11
4/25/10	Houston, Texas	L	9-11
4/24/10	Houston, Texas	L	2-3
4/23/10	Houston, Texas	L	3-20
4/12/09	Greenville, N.C.	L	4-5
4/11/09	Greenville, N.C.	W	4-1
4/10/09	Greenville, N.C.	L	11-15
5/22/08	New Orleans, La.	W	4-3
4/20/08	Houston, Texas	L	1-7
4/19/08	Houston, Texas	L	4-5 (10)
4/18/08	Houston, Texas	L	3-10
5/27/07	Greenville, N.C.	L	8-16
4/8/07	Greenville, N.C.	L	6-8
4/7/07	Greenville, N.C.	L	6-9
4/6/07	Greenville, N.C.	L	0-4
3/26/06	Houston, Texas	L	0-5
3/25/06	Houston, Texas	L	5-8
3/24/06	Houston, Texas	W	4-3

## SOUTH FLORIDA (32-17) (L1)

Date	Location	W/L	Score
5/5/24	Greenville, N.C.	L	4-5 (7)
5/5/24	Greenville, N.C.	W	8-5
5/3/24	Greenville, N.C.	W	11-1 (7)
5/27/23	Clearwater, Fla.	W	14-7
5/27/23	Clearwater, Fla.	W	3-1
5/25/23	Clearwater, Fla.	L	11-12 (11)
5/20/23	Tampa, Fla.	W	7-1
5/19/23	Tampa, Fla.	W	6-5
5/18/23	Tampa, Fla.	W	8-3
5/24/22	Clearwater, Fla.	W	7-4
4/15/22	Greenville, N.C.	W	6-2
4/14/22	Greenville, N.C.	W	11-3
4/13/22	Greenville, N.C.	W	7-2
5/22/21	Tampa, Fla.	L	2-8
5/21/21	Tampa, Fla.	L	0-7
5/20/21	Tampa, Fla.	W	5-2
5/20/21	Tampa, Fla.	W	10-1
3/31/19	Tampa, Fla.	W	5-1
3/30/19	Tampa, Fla.	W	13-7
3/29/19	Tampa, Fla.	W	4-0
4/15/18	Greenville, N.C.	L	4-5
4/14/18	Greenville, N.C.	L	1-13
4/13/18	Greenville, N.C.	W	15-2
5/24/17	Clearwater, Fla.	W	6-5
5/7/17	Tampa, Fla.	L	3-6
5/6/17	Tampa, Fla.	L	4-5
5/5/17	Tampa, Fla.	L	6-8
5/25/16	Clearwater, Fla.	L	2-4
5/15/16	Greenville, N.C.	L	5-6
5/14/16	Greenville, N.C.	L	1-5
5/13/16	Greenville, N.C.	W	14-7
4/12/15	Tampa, Fla.	W	6-0
4/11/15	Tampa, Fla.	L	0-10
4/10/15	Tampa, Fla.	L	1-2
5/8/05	Tampa, Fla.	L	0-10
5/7/05	Tampa, Fla.	W	12-3
5/6/05	Tampa, Fla.	W	6-2
4/10/04	Greenville, N.C.	W	11-1
4/9/04	Greenville, N.C.	W	10-5
4/8/04	Greenville, N.C.	W	6-4
4/6/03	Tampa, Fla.	W	5-2
4/5/03	Tampa, Fla.	L	4-11
4/4/03	Tampa, Fla.	W	5-4
5/25/02	Kinston, N.C.	W	3-2
5/23/02	Kinston, N.C.	W	12-10
4/21/02	Greenville, N.C.	W	8-4
4/20/02	Greenville, N.C.	L	8-10
4/20/02	Greenville, N.C.	W	5-3
5/26/01	Wilson, N.C.	W	12-8

## TULANE (36-39) (L4)

Date	Location	W/L	Score
5/12/24	New Orleans, La.	L	9-10 (10)
5/11/24	New Orleans, La.	L	3-7
5/10/24	New Orleans, La.	L	5-6
5/28/23	Clearwater, Fla.	L	6-8
4/29/23	Greenville, N.C.	W	8-6
4/29/23	Greenville, N.C.	L	0-8
4/28/23	Greenville, N.C.	W	11-10
5/28/22	Clearwater, Fla.	W	8-5
4/24/22	New Orleans, La.	L	5-10
4/23/22	New Orleans, La.	W	8-3
4/22/22	New Orleans, La.	L	5-11
5/9/21	Greenville, N.C.	L	6-7
5/8/21	Greenville, N.C.	W	7-4
5/8/21	Greenville, N.C.	W	7-4
5/7/21	Greenville, N.C.	W	12-4
4/28/19	Greenville, N.C.	L	8-9
4/27/19	Greenville, N.C.	W	8-2
4/26/19	Greenville, N.C.	W	14-0
5/23/18	Clearwater, Fla.	W	6-5
5/6/18	New Orleans, La.	W	6-1
5/5/18	New Orleans, La.	W	8-3
5/4/18	New Orleans, La.	W	9-5
4/30/17	Greenville, N.C.	W	5-3
4/29/17	Greenville, N.C.	L	4-5
4/28/17	Greenville, N.C.	W	15-8
4/10/16	New Orleans, La.	W	7-3
4/9/16	New Orleans, La.	L	0-3
4/8/16	New Orleans, La.	L	2-5
5/21/15	Clearwater, Fla.	W	3-1
4/4/15	Greenville, N.C.	L	6-8
4/3/15	Greenville, N.C.	W	11-4
4/2/15	Greenville, N.C.	W	3-0
3/15/14	Greenville, N.C.	W	13-3 (8)
3/15/14	Greenville, N.C.	W	5-2
3/14/14	Greenville, N.C.	L	2-7
5/24/13	Houston, Texas	L	5-6
4/14/13	New Orleans, La.	W	4-2
4/13/13	New Orleans, La.	L	4-5 (12)
4/12/13	New Orleans, La.	W	3-2 (13)
5/23/12	Pearl, Miss.	L	3-4
4/29/12	Greenville, N.C.	W	6-3
4/28/12	Greenville, N.C.	L	2-4
4/27/12	Greenville, N.C.	L	1-4
5/26/11	Pearl, Miss.	W	4-2 (11)
5/21/11	New Orleans, La.	W	7-6 (11)
5/21/11	New Orleans, La.	W	6-2
5/19/11	New Orleans, La.	W	5-1
4/4/10	Greenville, N.C.	L	5-7
4/3/10	Greenville, N.C.	W	15-6
4/2/10	Greenville, N.C.	L	5-10
5/23/09	Hattiesburg, Miss.	L	0-3
4/19/09	New Orleans, La.	L	3-4
4/18/09	New Orleans, La.	W	12-5
4/17/09	New Orleans, La.	L	4-7
5/11/08	Greenville, N.C.	L	8-10
5/10/08	Greenville, N.C.	L	8-10
5/9/08	Greenville, N.C.	L	4-5
5/26/07	Greenville, N.C.	W	9-4
5/23/07	Greenville, N.C.	W	4-2
4/1/07	New Orleans, La.	W	11-7
3/31/07	New Orleans, La.	L	2-8
3/30/07	New Orleans, La.	L	1-2
5/26/06	Houston, Texas	L	1-2
5/24/06	Houston, Texas	W	4-2
4/30/06	Greenville, N.C.	L	4-6
4/29/06	Greenville, N.C.	W	13-3
4/28/06	Greenville, N.C.	L	5-9
5/26/05	Hattiesburg, Miss.	L	3-16
3/20/05	New Orleans, La.	L	6-8
3/19/05	New Orleans, La.	L	6-13
3/18/05	New Orleans, La.	L	5-6
3/21/04	Greenville, N.C.	L	0-9
3/20/04	Greenville, N.C.	L	10-14
3/19/04	Greenville, N.C.	W	6-3
5/17/03	New Orleans, La.	L	4-14
5/16/03	New Orleans, La.	L	4-5
5/15/03	New Orleans, La.	W	8-7

**UAB (32-5) (W11)**

Date	Location	W/L	Score
3/30/24	Greenville, N.C.	W	7-1
3/29/24	Greenville, N.C.	W	4-3
3/29/24	Greenville, N.C.	W	6-2
4/21/13	Birmingham, Ala.	W	9-5
4/20/13	Birmingham, Ala.	W	4-1
4/19/13	Birmingham, Ala.	W	5-4
5/25/12	Pearl, Miss.	W	10-3
4/1/12	Greenville, N.C.	W	6-5 (13)
3/31/12	Greenville, N.C.	W	12-2
3/30/12	Greenville, N.C.	W	11-6
4/3/11	Birmingham, Ala.	W	8-5
4/2/11	Birmingham, Ala.	L	3-5
4/1/11	Birmingham, Ala.	L	1-4
4/18/10	Greenville, N.C.	W	6-5 (12)
4/17/10	Greenville, N.C.	W	12-7
4/16/10	Greenville, N.C.	W	6-3
4/4/09	Birmingham, Ala.	W	10-9
4/4/09	Birmingham, Ala.	W	15-9
4/3/09	Birmingham, Ala.	W	6-3
5/4/08	Greenville, N.C.	W	8-7
5/3/08	Greenville, N.C.	W	17-1 (7)
5/2/08	Greenville, N.C.	W	13-6
5/19/07	Birmingham, Ala.	W	10-2
5/18/07	Birmingham, Ala.	L	2-3
5/17/07	Birmingham, Ala.	L	2-11
5/14/06	Greenville, N.C.	W	12-2
5/13/06	Greenville, N.C.	W	13-1
5/12/06	Greenville, N.C.	W	11-6
5/15/05	Birmingham, Ala.	W	6-5
5/14/05	Birmingham, Ala.	W	8-6
5/13/05	Birmingham, Ala.	W	18-5
5/11/03	Greenville, N.C.	W	12-9
5/10/03	Greenville, N.C.	L	8-12
5/9/03	Greenville, N.C.	W	11-8
3/31/02	Birmingham, Ala.	W	6-3
3/30/02	Birmingham, Ala.	W	13-3
3/29/02	Birmingham, Ala.	W	3-2 (10)

**UTSA (3-4) (L1)**

Date	Location	W/L	Score
3/24/24	San Antonio, Texas	L	5-6
3/23/24	San Antonio, Texas	W	14-10
3/22/24	San Antonio, Texas	L	2-4
5/22/14	Hattiesburg, Miss.	L	3-8
5/17/14	Greenville, N.C.	W	3-2 (10)
5/16/14	Greenville, N.C.	L	1-2
5/16/14	Greenville, N.C.	W	3-2

**WICHITA STATE (12-12) (L1)**

Date	Location	W/L	Score
5/25/24	Clearwater, Fla.	L	2-12 (8)
5/25/24	Clearwater, Fla.	W	5-4
5/23/24	Clearwater, Fla.	L	4-14
4/20/24	Greenville, N.C.	W	11-4
4/20/24	Greenville, N.C.	W	11-7
4/19/24	Greenville, N.C.	W	6-4
4/22/23	Wichita, Kan.	L	0-8
4/21/23	Wichita, Kan.	L	3-8
4/21/23	Wichita, Kan.	L	0-7
4/10/22	Greenville, N.C.	L	0-5
4/9/22	Greenville, N.C.	W	10-3
4/8/22	Greenville, N.C.	W	6-5
5/2/21	Wichita, Kan.	L	9-11
5/1/21	Wichita, Kan.	W	11-3
4/30/21	Wichita, Kan.	L	2-12 (7)
4/30/21	Wichita, Kan.	W	10-0 (7)
5/24/19	Clearwater, Fla.	L	5-12
5/21/19	Clearwater, Fla.	L	2-6
5/12/19	Wichita, Kan.	W	7-3
5/11/19	Wichita, Kan.	L	1-3
5/10/19	Wichita, Kan.	W	6-1
3/31/18	Greenville, N.C.	W	5-0
3/30/18	Greenville, N.C.	W	7-3
3/29/18	Greenville, N.C.	L	3-14

## EAST CAROLINA CAREER HITTING RECORDS

### GAMES PLAYED

1. Lane Hoover	243	2019-23
2. Harrison Eldrige	241	2005-08
3. Stephen Batts	238	2005-09
... John Williamson	238	1998-01
5. Ryan Wood	237	2006-09
6. Trent Whitehead	236	2008-11
7. Turner Brown	235	2016-19
8. Travis Watkins	234	2013-17
9. Charlie Yorgen	225	2014-17
10. Bryson Worrell	223	2018-22
... Kyle Roller	223	2007-10
... Steve Salargo	223	1996-99

### GAMES STARTED

1. John Williamson	236	1998-01
2. Turner Brown	231	2016-19
3. Harrison Eldridge	228	2005-08
4. Ryan Wood	226	2006-09
5. Charlie Yorgen	225	2014-17
6. Stephen Batts	224	2005-09
7. Steve Salargo	223	1996-99
8. Travis Watkins	222	2013-17
9. Lane Hoover	216	2019-23
10. Randy Rigsby	211	1995-98

### AT BATS

1. John Williamson	901	1998-01
2. Harrison Eldridge	874	2005-08
3. Stephen Batts	870	2005-09
4. Ryan Wood	869	2006-09
5. Steve Salargo	862	1996-99
6. Trent Whitehead	858	2008-11
7. Charlie Yorgen	848	2014-17
8. Travis Watkins	822	2013-17
9. Turner Brown	803	2016-19
10. Lane Hoover	802	2019-23

### RUNS SCORED

1. Ryan Wood	225	2006-09
2. John Williamson	213	1998-01
3. Stephen Batts	205	2005-09
4. Steve Salargo	198	1996-99
5. Trent Whitehead	196	2008-11
6. Harrison Eldridge	190	2005-08
7. Lane Hoover	186	2019-23
8. Kyle Roller	181	2007-10
9. Randy Rigsby	173	1995-98
10. Ryan Jones	167	2001-04

### HITS

1. Steve Salargo	301	1996-99
2. John Williamson	294	1996-01
3. Stephen Batts	293	2005-09
4. Trent Whitehead	290	2008-11
5. Ryan Wood	285	2006-09
6. Harrison Eldridge	284	2005-08
7. Travis Watkins	259	2013-17
8. Lane Hoover	252	2019-23
9. Chad Tracy	249	1999-01
10. Charlie Yorgen	247	2014-17

### BATTING AVERAGE (MIN. 400 AT BATS)

1. Winfred Johnson	.369	1983-86
2. Chris Bradberry	.364	1984-86
3. Bryant Packard	.359	2017-19
4. Darryl Lawhorn	.353	2002-04
... John Adams	.353	1987-90
6. Pat Watkins	.352	1991-93
7. Steve Salargo	.349	1996-99
8. Trent Whitehead	.343	2008-11
9. Corey Thompson	.342	2009-12
... Lamont Edwards	.342	1993-96

### RUNS BATTED IN

1. Winfred Johnson	221	1983-86
2. John Williamson	206	1998-01
3. Kyle Roller	203	2007-10
4. Jacob Jenkins-Cowart	189	2022-24
... Steve Salargo	189	1996-99
5. Stephen Batts	179	2005-09
6. Calvin Brown	172	1987-90
7. Darryl Lawhorn	162	2002-04
8. Jay McGraw	157	1985-88
9. Brandon Henderson	156	2006-09

### DOUBLES

1. John Williamson	72	1983-86
2. Trent Whitehead	59	2008-11
3. Harrison Eldridge	56	2005-08
4. Stephen Batts	55	2005-09
5. Steve Salargo	54	1996-99
6. Bryant Ward	50	1999-02
7. Randy Rigsby	49	1995-98
... Jason Head	49	1993-96
9. Ryan Wood	48	2006-09
... Chad Tracy	48	1999-01

### TRIPLES

1. Butch Davis	10	1978-80
... Billy Best	10	1977-80
3. Steve Salargo	9	1996-99
... Lamont Edwards	9	1993-96
... Dave Leisten	9	1990-92
6. Ben Fultz	8	2011-14
... Jamie Ray	8	2005-08
... Antaine Jones	8	1996-98
... Heath Clark	8	1991-94
... Greg Hardison	8	1984-86
... Todd Evans	8	1981-84

### HOME RUNS

1. Winfred Johnson	70	1983-86
2. Kyle Roller	51	2007-10
3. John Williamson	47	1998-01
4. Darryl Lawhorn	43	2002-04
5. Bryson Worrell	40	2018-22
6. Tommy Eason	39	1989-91
7. Calvin Brown	37	1987-90
8. Jacob Jenkins-Cowart	35	2022-24
... Zach Wright	35	2009-12
... Ryan Wood	35	2006-09
... Lee Delfino	35	1999-01
... Steve Salargo	35	1996-99

## EAST CAROLINA CAREER HITTING RECORDS

### TOTAL BASES

1. John Williamson	509	1998-01
2. Winfred Johnson	491	1983-86
3. Steve Salargo	478	1996-99
4. Stephen Batts	455	2005-09
5. Kyle Roller	443	2007-10
6. Ryan Wood	442	2006-09
7. Darryl Lawhorn	417	2002-04
8. Trent Whitehead	409	2008-11
9. Harrison Eldridge	402	2005-08
10. Brandon Henderson	386	2006-09

### WALKS DRAWN

1. Ryan Wood	151	2006-09
2. Kyle Roller	140	2007-10
3. John Williamson	129	1998-01
4. Harrison Eldridge	127	2005-08
5. Lane Hoover	122	2019-23
... Stephen Batts	122	2005-09
7. Dave Ritchie	115	1987-89
8. Jason Head	113	1993-96
9. John Adams	112	1987-90
... Jay McGraw	112	1985-88

### STRIKEOUTS

1. Bryce Harman	189	2014-17
2. Jason Head	182	1993-96
3. Stephen Batts	177	2005-09
4. Bryson Worrell	172	2018-22
5. Alec Makarewicz	161	2020-23
6. Josh Moylan	159	2021-23
7. Zach Wright	154	2009-12
8. Kyle Roller	152	2007-10
9. John Williamson	147	1998-01
10. Ryan Wood	145	2006-09

### STOLEN BASES

1. Randy Rigsby	71	1995-98
2. Jamie Borel	69	1993-94
3. Harrison Eldridge	63	2005-08
4. John Gast	60	1989-91
5. Antaine Jones	55	1996-98
6. Billy Best	53	1977-80
7. Stephen Batts	51	2005-09
... Steve Salargo	51	1996-99
9. John Thomas	49	1987-89
... David Ritchie	49	1986-89

### SACRIFICES

1. Turner Brown	56	2016-19
2. Charlie Yorgen	40	2014-17
3. Ryder Giles	39	2019-22
4. Lane Hoover	35	2019-23
5. Jack Reinheimer	34	2011-13
6. Kelly Robiette	32	1980-83
7. Philip Clark	31	2010-13
8. Ryan Wood	29	2006-09
9. Travis Watkins	28	2013-17
... Harrison Eldridge	28	2005-08

### HIT BY PITCH

1. Kyle Roller	60	2007-10
2. Jacob Starling	38	2021-24
3. Eric Tyler	37	2014-17
4. Turner Brown	36	2016-19
5. Charlie Yorgen	32	2014-17
6. Bryce Harman	31	2014-17
7. Harrison Eldridge	28	2005-08
8. Dwanya Williams-Sutton	27	2016-18
... Brandon Henderson	27	2006-09
... John Williamson	27	1998-01

## EAST CAROLINA CAREER PITCHING RECORDS

### APPEARANCES

1. Seth Simmons	117	2008-11
2. Danny Beal	111	2021-24
3. Matt Bridges	107	2016-21
4. Brad Mincey	100	2008-11
5. Garrett Saylor	96	2019-23
6. Sam Lanier	95	2016-19
... Neal Sears	95	2000-03
8. Glenn Tucker	87	2000-03
9. Carter Spivey	83	2019-23
10. Kevin Brandt	82	2009-12

### EARNED RUN AVERAGE (MIN. 100 INNINGS)

1. Dennis Burke	1.33	1966-68
2. Dave LaRussa	1.36	1971-74
3. Tommy Toms	1.66	1971-73
4. Ron Hastings	1.70	1968-71
5. Dean Reavis	1.92	1975-76
6. Bob Patterson	2.23	1978-82
7. Bill Godwin	2.24	1971-74
8. Brett Mabry	2.28	2012-14
9. Bill Wilder	2.42	1979-82
10. Pete Contay	2.56	1976-78

### INNINGS PITCHED

1. Seth Maness	411.2	2008-11
2. Johnny Beck	383.2	1991-94
3. Winfred Johnson	356.2	1983-86
4. Kevin Brandt	355.2	2009-12
5. Bill Wilder	353.1	1979-82
6. T.J. Hose	328.2	2005-08
7. Jim Peterson	325.1	1983-87
8. Foye Minton	322.0	1998-01
9. Mickey Britt	319.2	1977-80
10. Brooks Jernigan	314.0	1997-99

### VICTORIES

1. Seth Maness	38	2008-11
2. Winfred Johnson	35	1983-86
3. Johnny Beck	32	1991-94
4. Jim Peterson	29	1983-86
5. Jonathan Jenkins	28	1987-90
... Mickey Britt	28	1977-79
7. Foye Minton	27	1998-01
... Bill Wilder	27	1979-82
... Bob Patterson	27	1978-82
10. Four Players Tied	26	--

### HITS ALLOWED

1. Steve Salargo	301	1996-99
2. John Williamson	294	1996-01
3. Stephen Batts	293	2005-09
4. Trent Whitehead	290	2008-11
5. Ryan Wood	285	2006-09
6. Harrison Eldridge	284	2005-08
7. Travis Watkins	259	2013-17
8. Chad Tracy	249	1999-01
9. Charlie Yorgen	247	2014-17
10. Randy Rigsby	246	1995-98

### SAVES

1. Drew Reynolds	29	2011-14
2. Seth Simmons	26	2008-11
3. Cory Scott	23	1999-00
4. Joe Ingle	22	2015-17
5. Greg Bunn	16	2002-04
6. Shane Mathews	15	2004-07
7. Matt Bridges	11	2016-21
... Will Brinson	11	2000-03
... Kevyn Fulcher	11	1996-99
10. Neal Sears	10	2000-03

### GAMES STARTED

1. Seth Maness	61	2008-11
2. Johnny Beck	54	1991-94
3. T.J. Hose	52	2005-08
4. Foye Minton	48	1998-01
5. Jake Kuchmaner	47	2018-22
... Mickey Britt	47	1977-79
7. Kevin Brandt	46	2009-12
... Jim Peterson	46	1983-86
... Winfred Johnson	46	1983-86
10. Three Players Tied	43	--

### RELIEF APPEARANCES

1. Seth Simmons	117	2008-11
2. Danny Beal	109	2021-24
3. Matt Bridges	106	2016-21
4. Sam Lanier	95	2016-19
5. Glenn Tucker	86	2000-03
6. Garrett Saylor	85	2019-23
7. Neal Sears	83	2000-03
8. Brad Mincey	81	2008-11
9. Joe Ingle	79	2015-17
10. Cam Colmore	76	2016-21

### COMPLETE GAMES

1. Bill Wilder	28	1979-82
2. Winfred Johnson	24	1983-86
3. Mickey Britt	23	1977-79
4. Jim Peterson	20	1983-86
5. Ron Hastings	18	1968-71
6. Johnny Beck	16	1991-94
... Bill Godwin	16	1971-74
... Dennis Burke	16	1966-68
9. Jake Jacobs	15	1986-89
10. Lyle Hargrove	14	1991-94
... Bob Patterson	14	1978-82

### SOLO SHUTOUTS

1. Ron Hastings	9	1968-71
... Jimmy Raynor	9	1963-66
3. Bill Wilder	8	1979-82
4. Bob Patterson	7	1978-82
5. Jake Jacobs	6	1986-89
... Dennis Burke	6	1966-68
7. Tom Pruitt	5	1953-55
8. Mike Sanburn	4	1993-94
9. Six Players Tied	3	--

## EAST CAROLINA CAREER PITCHING RECORDS

### STRIKEOUTS

1. Seth Maness	334	2008-11
2. Larry Crayton	330	1959-61
3. Johnny Beck	319	1991-94
4. Brooks Jernigan	296	1997-99
5. Trey Yesavage	295	2022-24
... Jake Agnos	295	2017-19
7. Bill Wilder	281	1979-82
8. Kevin Brandt	272	2009-12
9. Bob Patterson	271	1978-82
10. T.J. Hose	262	2005-08

### WALKS

1. Johnny Beck	150	1991-94
2. T. J. Hose	140	2005-08
3. Bill Wilder	132	1979-82
4. Brooks Jernigan	120	1997-99
5. Jim Peterson	114	1984-85
6. Jake Agnos	113	2017-19
... Jake Jacobs	113	1986-89
8. Kevin Brandt	111	2009-12
9. Mickey Britt	107	1977-79
10. John White	104	1988-91

### LOSSES

1. Kevin Brandt	18	2009-12
2. T.J. Hose	17	2005-08
3. Johnny Beck	16	1991-94
4. Brooks Jernigan	15	1997-99
... Bill Wilder	15	1979-82
6. Lyle Hartgrove	14	1991-94
7. Winfred Johnson	13	1983-86
8. Seven Players Tied	12	--

### FEWEST HITS ALLOWED (MINIMUM 100 INNINGS)

1. Dennis Burke	70	1966-67
2. Joe Ingle	74	2015-17
3. Cam Colmore	92	2016-21
4. Brett Mabry	97	2012-14
5. Wyatt Lunsford-Shenkman	100	2022-24
... Nick Durazo	100	2013-16
7. Jimmy Raynor	101	1964-66
8. Carter Spivey	105	2019-22
... Jonathan Jenkins	105	1988-90
10. Billy Layton	106	1992-95

### FEWEST RUNS ALLOWED (MINIMUM 100 INNINGS)

1. Cam Colmore	34	2016-21
2. Jimmy Raynor	38	1964-66
3. Wyatt Lunsford-Shenkman	39	2022-24
4. Brett Mabry	42	2012-14
5. Tommy Toms	43	1971-73
6. Gavin Williams	47	2018-21
7. Joe Ingle	48	2015-17
... Hal Baird	48	1970-71
9. Sonny Robinson	53	1969-71
10. Matt Bridges	55	2016-21

### FEWEST EARNED RUNS ALLOWED

1. Dennis Burke	22	1966-67
2. Jimmy Raynor	28	1964-66
3. Brett Mabry	31	2012-14
... Tommy Toms	31	1971-73
5. Hal Baird	35	1970-71
6. Wyatt Lunsford-Shenkman	36	2022-24
... Bill Godwin	36	1971-73
8. Ron Hastings	39	1969-71
9. Joe Ingle	40	2015-17
10. Jonathan Jenkins	41	1988-90

### STRIKEOUTS PER NINE INNINGS

1. Trey Yesavage	13.59	2022-24
2. Gavin Williams	12.10	2018-21
3. Joe Ingle	11.70	2015-17
4. Jake Agnos	11.54	2017-19
5. Wyatt Lunsford-Shenkman	11.31	2022-24
6. Seth Simmons	11.24	2008-11
7. C.J. Mayhue	11.10	2020-22
8. Garrett Saylor	10.97	2019-23
9. Greg Bunn	10.93	2002-04
... Hal Baird	10.93	1970-71

## 2024 East Carolina Baseball Overall Statistics for East Carolina (as of Jun 25, 2024) (All games Sorted by Batting avg)

Record: 46-17 Home: 29-6 Away: 13-9 Neutral: 4-2 American: 19-8

Player	avg	gp-gs	ab	r	h	2b	3b	hr	rbi	tb	slg%	bb	hp	so	gdp	ob%	sf	sh	sb-att	po	a	e	fld%	
17 CUNNINGHAM, C.	.367	63-63	251	77	92	17	2	17	66	164	.653	38	12	38	1	.464	5	1	6-8	412	24	4	.991	
5 CARTER, Bristol	.346	56-46	159	30	55	7	1	2	31	70	.440	12	6	23	0	.406	3	7	4-5	74	2	1	.987	
9 MCCRYSTAL, R.	.346	54-51	188	26	65	10	1	7	39	98	.521	16	3	24	3	.402	2	3	2-2	146	8	1	.994	
3 JENKINS-COWART, J.	.340	63-63	265	61	90	19	0	13	79	148	.558	21	3	42	8	.386	6	4	7-10	92	3	3	.969	
12 JOHNSON, Ryley	.339	63-60	227	75	77	9	5	4	33	108	.476	43	11	39	4	.461	3	5	23-26	142	0	0	1.000	
1 WILLIAMS, Dixon	.308	62-60	208	44	64	11	0	9	43	102	.490	25	10	28	1	.406	1	5	5-7	50	87	8	.945	
6 CLONCH, Cam	.300	34-8	50	6	15	1	0	2	14	22	.440	7	2	11	1	.400	1	1	0-1	61	2	0	1.000	
34 WILCOXEN, Justin	.293	63-61	229	40	67	6	0	14	47	115	.502	23	6	47	4	.369	2	5	2-2	462	44	2	.996	
10 STARLING, Jacob	.282	51-51	188	42	53	12	1	9	44	94	.500	24	18	26	3	.404	5	2	9-10	68	96	10	.943	
31 WALLACE, Colby	.261	27-16	69	15	18	1	1	0	6	21	.304	10	1	17	1	.363	0	1	0-0	5	26	3	.912	
8 BERINI, Joey	.225	63-63	213	37	48	4	3	4	36	70	.329	20	8	35	4	.310	4	9	3-4	80	135	11	.951	
25 NOWAK, Luke	.222	49-19	81	21	18	2	1	2	16	28	.346	16	0	14	1	.347	1	2	6-6	38	0	1	.974	
-----																								
24 BARRON, Walker	.455	14-1	11	6	5	0	0	1	3	8	.727	3	2	1	0	.625	0	1	0-0	2	0	0	1.000	
27 MYERS, Chaz	.158	11-4	19	3	3	0	0	1	4	6	.316	1	0	9	0	.200	0	0	0-0	8	1	0	1.000	
2 CHRISMON, Nathan	.091	33-1	11	14	1	0	0	0	3	1	.091	5	2	4	0	.400	2	0	5-6	3	7	2	.833	
16 BYRD, Parker	.000	3-0	2	0	0	0	0	0	0	0	.000	1	0	1	0	.333	0	0	0-0	0	0	0	.000	
29 JANESKO, Jason	.000	6-0	2	1	0	0	0	0	0	0	.000	0	0	2	0	.000	0	0	1-1	0	0	0	.000	
4 PARHAM, Nick	.000	5-0	1	0	0	0	0	0	1	0	.000	0	1	0	0	.500	0	0	0-0	0	3	0	1.000	
42 COSTELLO, Corey	.000	1-0	0	0	0	0	0	0	0	0	.000	0	0	0	0	.000	0	0	0-0	0	0	0	.000	
Totals	.309	63	2174	498	671	99	15	85	465	1055	.485	265	85	361	31	.399	35	46	73-88	1662	507	51	.977	
Opponents	.229	63	2070	293	474	64	3	66	272	742	.358	243	76	630	21	.330	16	27	27-48	1605	574	74	.967	

LOB - Team (502), Opp (478). DPs turned - Team (28), Opp (42). CI - Team (1), MCCRYSTAL 1. IBB - Team (9), CUNNINGHAM 4, WILLIAMS, D. 2, JNKS-COWART 1, MCCRYSTAL 1, WILCOXEN, J. 1, Opp (6). Picked off - CUNNINGHAM 1, BERINI, J. 1, JOHNSON, R. 1

### (All games Sorted by Earned run avg)

Player	era	w-l	app	gs	cg	sho	sv	ip	h	r	er	bb	so	2b	3b	hr	b/avg	wp	hp	bk	sfa	sha		
44 LUNSFORD-SHENKMA	1.55	3-2	24	1	0	0/2	5	46.1	37	10	8	21	79	3	1	2	.218	3	8	0	2	3		
46 YESAVAGE, Trey	2.02	11-1	15	15	1	0/2	0	93.1	49	21	21	32	145	8	0	4	.154	6	4	0	1	4		
39 GROLLER, Aaron	3.34	2-1	24	4	0	0/1	1	32.1	34	16	12	10	26	4	0	1	.260	3	6	0	0	1		
45 BEAL, Danny	3.38	8-2	35	0	0	0/1	4	72.0	65	33	27	23	52	10	0	10	.237	7	14	1	0	5		
7 ROOT, Zach	3.56	6-2	13	12	0	0/2	0	68.1	56	30	27	21	76	8	0	6	.228	5	4	0	2	4		
18 NORBY, Ethan	3.79	4-0	20	10	0	0/0	2	59.1	54	33	25	25	63	6	1	9	.243	0	9	1	3	3		
20 HUNTER, Jake	4.05	3-2	14	6	0	0/1	1	40.0	31	21	18	16	37	10	0	3	.214	3	1	0	1	2		
30 DILORENZO, Jackson	4.62	2-2	20	0	0	0/2	0	25.1	23	14	13	10	26	5	0	6	.250	4	4	0	2	3		
28 RITCHIE, Erik	6.67	1-1	28	4	0	0/1	0	29.2	22	27	22	27	33	2	0	3	.200	9	12	0	2	1		
21 KAHLER, Chris	7.62	1-1	21	6	0	0/1	1	39.0	48	37	33	16	40	2	1	9	.293	2	5	0	0	1		
32 WINTER, Jaden	7.96	2-2	22	2	0	0/2	0	26.0	31	25	23	20	31	4	0	11	.284	4	3	0	1	0		
-----																								
14 THOMAS, Parker	0.00	0-0	2	0	0	0/1	1	1.2	0	0	0	1	1	0	0	0	.000	0	0	0	0	0		
31 WALLACE, Colby	4.50	2-0	5	0	0	0/0	0	6.0	6	4	3	4	4	0	0	0	.261	0	0	0	1	0		
19 BRYAN, Drew	6.75	0-0	2	0	0	0/1	0	1.1	2	1	1	1	1	0	0	0	.400	0	1	0	1	0		
13 HODGES, Charlie	8.44	1-0	8	0	0	0/0	0	5.1	5	5	5	3	7	1	0	1	.250	3	5	0	0	0		
42 COSTELLO, Corey	13.50	0-1	8	3	0	0/1	0	8.0	11	16	12	13	9	1	0	1	.306	3	0	0	0	0		
Totals	4.05	46-17	63	63	1	6/6	15	554.0	474	293	249	243	630	64	3	66	.229	52	76	2	16	27		
Opponents	7.27	17-46	63	63	1	0/0	11	535.0	671	498	432	265	361	99	15	85	.309	50	85	4	35	46		

PB - Team (9), WILCOXEN, J. 9, Opp (4). Pickoffs - Team (11), ROOT, Z. 7, WILCOXEN, J. 2, RITCHIE, E. 1, MCCRYSTAL 1, Opp (3).SBA/ATT - WILCOXEN, J. (25-39), BEAL, D. (5-8), NORBY, E. (4-8), YESAVAGE, T. (3-7), RITCHIE, E. (4-6), MCCRYSTAL (2-5), KAHLER, C. (3-4), HUNTER, J. (2-4), GROLLER, A. (2-3), SHENKMAN (2-3), ROOT, Z. (1-3), WINTER, J. (0-1), DILORENZO (1-1).



## East Carolina Baseball Individual Career History

### BARRON, Walker

Year	avg	gp-gs	ab	r	h	2b	3b	hr	rbi	tb	slg%	bb	hbp	so	gdp	ob%	sf	sh	sb-att	po	a	e	fld%
2024	.455	14-1	11	6	5	0	0	1	3	8	.727	3	2	1	0	.625	0	1	0-0	2	0	0	1.000
TOTAL	.455	14-1	11	6	5	0	0	1	3	8	.727	3	2	1	0	.625	0	1	0-0	2	0	0	1.000

**SINGLE-GAME HIGHS** [all-time ranking]:

Hits: 2, Columbia, Mar 15, 2024; at UTSA, Mar 23, 2024

Home runs: 1, vs Wichita State, May 25, 2024

Total bases: 4, vs Wichita State, May 25, 2024

RBI: 1, Columbia, Mar 15, 2024; at UTSA, Mar 23, 2024; vs Wichita State, May 25, 2024

Runs scored: 2, Columbia, Mar 15, 2024; at UTSA, Mar 23, 2024

Walks: 1, Rider, Feb 16, 2024; Duke, May 07, 2024; vs Rice, May 21, 2024

Hit by pitch: 1, Elon, Apr 09, 2024; at Tulane, May 12, 2024

Struck out: 1, at UNCW, Mar 12, 2024

Sac bunts: 1, vs Rice, May 21, 2024

At bats: 3, at UTSA, Mar 23, 2024

Field chances: 1, Rider, Feb 17, 2024; Columbia, Mar 15, 2024

Putouts: 1, Rider, Feb 17, 2024; Columbia, Mar 15, 2024

### BYRD, Parker

Year	avg	gp-gs	ab	r	h	2b	3b	hr	rbi	tb	slg%	bb	hbp	so	gdp	ob%	sf	sh	sb-att	po	a	e	fld%
2024	.000	3-0	2	0	0	0	0	0	0	0	.000	1	0	1	0	.333	0	0	0-0	0	0	0	.000
TOTAL	.000	3-0	2	0	0	0	0	0	0	0	.000	1	0	1	0	.333	0	0	0-0	0	0	0	.000

**SINGLE-GAME HIGHS** [all-time ranking]:

Walks: 1, Rider, Feb 16, 2024

Struck out: 1, Columbia, Mar 15, 2024

At bats: 1, Elon, Apr 09, 2024; Columbia, Mar 15, 2024

## East Carolina Baseball Individual Career History

### DILORENZO, Jackson

Year	avg	gp-gs	ab	r	h	2b	3b	hr	rbi	tb	slg%	bb	hbp	so	gdp	ob%	sf	sh	sb-att	po	a	e	fld%
2024	.000	0-0	0	0	0	0	0	0	0	0	.000	0	0	0	0	.000	0	0	0-0	0	4	1	.800
TOTAL	.000	0-0	0	0	0	0	0	0	0	0	.000	0	0	0	0	.000	0	0	0-0	0	4	1	.800

Year	era	w-l	app	gs	cg	sho	sv	ip	h	r	er	bb	so	2b	3b	hr	bf	bavg	wp	hbp	bk	sfa	sha
2024	4.62	2-2	20	0	0	0/2	0	25.1	23	14	13	10	26	5	0	6	111	.250	4	4	0	2	3
TOTAL	4.62	2-2	20	0	0	0/2	0	25.1	23	14	13	10	26	5	0	6	111	.250	4	4	0	2	3

**SINGLE-GAME HIGHS** [all-time ranking]:

Innings pitched: 3.1, Rice, May 17, 2024

Walks allowed: 3, at William & Mary, Apr 16, 2024

Strikeouts: 4, vs Rice, May 21, 2024

Batters faced: 12, at William & Mary, Apr 16, 2024

Field chances: 2, Duke, May 07, 2024

Assists: 1, 4 times

### HUNTER, Jake

Year	avg	gp-gs	ab	r	h	2b	3b	hr	rbi	tb	slg%	bb	hbp	so	gdp	ob%	sf	sh	sb-att	po	a	e	fld%
2022	.000	0-0	0	0	0	0	0	0	0	0	.000	0	0	0	0	.000	0	0	0-0	3	0	0	1.000
2023	.000	0-0	0	0	0	0	0	0	0	0	.000	0	0	0	0	.000	0	0	0-0	2	2	0	1.000
2024	.000	0-0	0	0	0	0	0	0	0	0	.000	0	0	0	0	.000	0	0	0-0	0	6	0	1.000
TOTAL	.000	0-0	0	0	0	0	0	0	0	0	.000	0	0	0	0	.000	0	0	0-0	5	8	0	1.000

Year	era	w-l	app	gs	cg	sho	sv	ip	h	r	er	bb	so	2b	3b	hr	bf	bavg	wp	hbp	bk	sfa	sha
2022	5.18	1-2	18	12	0	0/1	0	41.2	42	24	24	7	43	5	0	9	176	.264	1	9	0	0	1
2023	4.71	4-2	22	4	0	0/0	1	42.0	35	24	22	13	51	5	0	6	177	.224	5	4	0	0	4
2024	4.05	3-2	14	6	0	0/1	1	40.0	31	21	18	16	37	10	0	3	165	.214	3	1	0	1	2
TOTAL	4.66	8-6	54	22	0	0/2	2	123.2	108	69	64	36	131	20	0	18	518	.235	9	14	0	1	7

**SINGLE-GAME HIGHS** [all-time ranking]:

Innings pitched: 5.1, North Carolina, Feb 25, 2024; South Florida, May 15, 2022

Walks allowed: 3, 5 times

Strikeouts: 7, South Florida, May 15, 2022

Batters faced: 20, North Carolina, Feb 25, 2024

Field chances: 2, at Florida Atlantic, Apr 07, 2024; Bryant, Feb 20, 2022; UNCW, Mar 28, 2023

Putouts: 2, Bryant, Feb 20, 2022

Assists: 2, at Florida Atlantic, Apr 07, 2024

Runners CS: 1, 5 times

## East Carolina Baseball Individual Career History

### JANESKO, Jason

Year	avg	gp-gs	ab	r	h	2b	3b	hr	rbi	tb	slg%	bb	hbp	so	gdp	ob%	sf	sh	sb-att	po	a	e	fld%
2024	.000	6-0	2	1	0	0	0	0	0	0	.000	0	0	2	0	.000	0	0	1-1	0	0	0	.000
TOTAL	.000	6-0	2	1	0	0	0	0	0	0	.000	0	0	2	0	.000	0	0	1-1	0	0	0	.000

SINGLE-GAME HIGHS [all-time ranking]:

Runs scored: 1, Rider, Feb 16, 2024

Struck out: 1, Rider, Feb 16, 2024; Columbia, Mar 15, 2024

At bats: 1, Rider, Feb 16, 2024; Columbia, Mar 15, 2024

Stolen bases: 1, Rider, Feb 18, 2024

### JOHNSON, Ryley

Year	avg	gp-gs	ab	r	h	2b	3b	hr	rbi	tb	slg%	bb	hbp	so	gdp	ob%	sf	sh	sb-att	po	a	e	fld%
2021	.257	58-12	70	16	18	4	0	3	13	31	.443	12	1	16	1	.373	0	2	8-13	36	0	0	1.000
2022	.105	12-6	19	1	2	0	0	0	0	2	.105	3	0	3	0	.227	0	1	0-0	7	1	0	1.000
2023	.290	59-17	100	22	29	3	1	2	18	40	.400	10	4	17	1	.377	0	5	11-15	85	0	0	1.000
2024	.339	63-60	227	75	77	9	5	4	33	108	.476	43	11	39	4	.461	3	5	23-26	142	0	0	1.000
TOTAL	.303	192-95	416	114	126	16	6	9	64	181	.435	68	16	75	6	.417	3	13	42-54	270	1	0	1.000

SINGLE-GAME HIGHS [all-time ranking]:

Hits: 3, 4 times

Doubles: 1, 16 times

Triples: 1 [t-5th], 6 times

Home runs: 1, 9 times

Total bases: 6, at William & Mary, Apr 16, 2024

RBI: 4, Cincinnati, Apr 03, 2021

Runs scored: 4 [t-2nd], at William & Mary, Apr 16, 2024

Walks: 3 [t-4th], Wichita State, Apr 20, 2024

Hit by pitch: 2 [t-4th], at Liberty, Mar 08, 2024

Struck out: 3, Missouri State, Mar 19, 2023

Sac flies: 1 [t-7th], Charlotte, Apr 12, 2024; Rider, Feb 16, 2024; at Liberty, Mar 08, 2024

Sac bunts: 2 [t-1st], Liberty, Mar 10, 2023

At bats: 6 [t-9th], at William & Mary, Apr 16, 2024; at Old Dominion, May 10, 2023

Stolen bases: 2 [t-7th], 4 times

Caught stealing: 1 [t-2nd], 12 times

Field chances: 7, Wichita State, Apr 20, 2024

Putouts: 7, Wichita State, Apr 20, 2024

Assists: 1, at Campbell, Feb 22, 2022

## East Carolina Baseball Individual Career History

### NORBY, Ethan

Year	avg	gp-gs	ab	r	h	2b	3b	hr	rbi	tb	slg%	bb	hbp	so	gdp	ob%	sf	sh	sb-att	po	a	e	fld%
2024	.000	0-0	0	0	0	0	0	0	0	0	.000	0	0	0	0	.000	0	0	0-0	6	5	1	.917
TOTAL	.000	0-0	0	0	0	0	0	0	0	0	.000	0	0	0	0	.000	0	0	0-0	6	5	1	.917

Year	era	w-l	app	gs	cg	sho	sv	ip	h	r	er	bb	so	2b	3b	hr	bf	bavg	wp	hbp	bk	sfa	sha
2024	3.79	4-0	20	10	0	0/0	2	59.1	54	33	25	25	63	6	1	9	262	.243	0	9	1	3	3
TOTAL	3.79	4-0	20	10	0	0/0	2	59.1	54	33	25	25	63	6	1	9	262	.243	0	9	1	3	3

**SINGLE-GAME HIGHS [all-time ranking]:**

Innings pitched: 5.1, at Evansville, Jun 02, 2024

Walks allowed: 4, UAB, Mar 30, 2024

Strikeouts: 10, Old Dominion, Apr 10, 2024

Batters faced: 25, at Evansville, Jun 02, 2024

Field chances: 2, South Florida, May 05, 2024; vs Rice, May 21, 2024

Putouts: 1, 6 times

Assists: 1, 5 times

Runners CS: 2 [t-5th], South Florida, May 05, 2024

### PARHAM, Nick

Year	avg	gp-gs	ab	r	h	2b	3b	hr	rbi	tb	slg%	bb	hbp	so	gdp	ob%	sf	sh	sb-att	po	a	e	fld%
2024	.000	5-0	1	0	0	0	0	0	1	0	.000	0	1	0	0	.500	0	0	0-0	0	3	0	1.000
TOTAL	.000	5-0	1	0	0	0	0	0	1	0	.000	0	1	0	0	.500	0	0	0-0	0	3	0	1.000

**SINGLE-GAME HIGHS [all-time ranking]:**

RBI: 1, Columbia, Mar 15, 2024

Hit by pitch: 1, Columbia, Mar 15, 2024

At bats: 1, Elon, Apr 09, 2024

Field chances: 2, Elon, Apr 09, 2024

Assists: 2, Elon, Apr 09, 2024

## East Carolina Baseball Individual Career History

### WALLACE, Colby

Year	avg	gp-gs	ab	r	h	2b	3b	hr	rbi	tb	slg%	bb	hbp	so	gdp	ob%	sf	sh	sb-att	po	a	e	fld%
2024	.261	27-16	69	15	18	1	1	0	6	21	.304	10	1	17	1	.363	0	1	0-0	5	26	3	.912
TOTAL	.261	27-16	69	15	18	1	1	0	6	21	.304	10	1	17	1	.363	0	1	0-0	5	26	3	.912

Year	era	w-l	app	gs	cg	sho	sv	ip	h	r	er	bb	so	2b	3b	hr	bf	bavg	wp	hbp	bk	sfa	sha
2024	4.50	2-0	5	0	0	0/0	0	6.0	6	4	3	4	4	0	0	0	28	.261	0	0	0	1	0
TOTAL	4.50	2-0	5	0	0	0/0	0	6.0	6	4	3	4	4	0	0	0	28	.261	0	0	0	1	0

**SINGLE-GAME HIGHS [all-time ranking]:**

Hits: 3, Charlotte, Apr 14, 2024; Wichita State, Apr 19, 2024; Cal State Fullerton, Mar 02, 2024  
 Doubles: 1, UAB, Mar 30, 2024  
 Triples: 1 [t-5th], Charlotte, Apr 12, 2024  
 Total bases: 4, Charlotte, Apr 12, 2024  
 RBI: 2, Wichita State, Apr 20, 2024  
 Runs scored: 2, 4 times  
 Walks: 3 [t-4th], Columbia, Mar 15, 2024  
 Hit by pitch: 1, Wichita State, Apr 20, 2024  
 Struck out: 2, at Florida Atlantic, Apr 07, 2024; at William & Mary, Apr 16, 2024; vs Wichita State, May 25, 2024  
 Sac bunts: 1, Wichita State, Apr 20, 2024  
 At bats: 5, at Florida Atlantic, Apr 06, 2024; at Florida Atlantic, Apr 07, 2024; Cal State Fullerton, Mar 02, 2024  
 Innings pitched: 2.0, Rice, May 17, 2024; vs Rice, May 24, 2024  
 Walks allowed: 3, vs Rice, May 21, 2024  
 Strikeouts: 3, Rice, May 17, 2024  
 Batters faced: 8, vs Rice, May 24, 2024  
 Field chances: 6, at Florida Atlantic, Apr 07, 2024  
 Putouts: 1, 5 times  
 Assists: 5, at Florida Atlantic, Apr 07, 2024; Charlotte, Apr 13, 2024

### WILLIAMS, Dixon

Year	avg	gp-gs	ab	r	h	2b	3b	hr	rbi	tb	slg%	bb	hbp	so	gdp	ob%	sf	sh	sb-att	po	a	e	fld%
2023	.167	17-2	12	4	2	1	0	0	0	3	.250	3	0	6	0	.333	0	0	0-0	0	4	0	1.000
2024	.308	62-60	208	44	64	11	0	9	43	102	.490	25	10	28	1	.406	1	5	5-7	50	87	8	.945
TOTAL	.300	79-62	220	48	66	12	0	9	43	105	.477	28	10	34	1	.402	1	5	5-7	50	91	8	.946

**SINGLE-GAME HIGHS [all-time ranking]:**

Hits: 4 [t-4th], at Memphis, Apr 28, 2024  
 Doubles: 2 [t-5th], at VCU, Jun 02, 2024  
 Home runs: 1, 9 times  
 Total bases: 7, at Memphis, Apr 28, 2024  
 RBI: 4, Wake Forest, Jun 01, 2024  
 Runs scored: 3, at Evansville, Jun 02, 2024  
 Walks: 3 [t-4th], Rider, Feb 17, 2024  
 Hit by pitch: 2 [t-4th], South Florida, May 03, 2024  
 Struck out: 3, at Campbell, Feb 20, 2024; Memphis, May 14, 2023  
 Sac flies: 1 [t-7th], Columbia, Mar 16, 2024  
 Sac bunts: 1, 5 times  
 At bats: 6 [t-9th], at William & Mary, Apr 16, 2024; at Evansville, Jun 02, 2024  
 Stolen bases: 1, 5 times  
 Caught stealing: 1 [t-2nd], Old Dominion, Apr 10, 2024; Wichita State, Apr 20, 2024  
 Field chances: 7, Old Dominion, Apr 10, 2024; at William & Mary, Apr 16, 2024  
 Putouts: 4, Old Dominion, Apr 10, 2024; at Memphis, Apr 26, 2024  
 Assists: 5, Columbia, Mar 16, 2024

## East Carolina Baseball Individual Career History

WINTER, Jaden

Year	avg	gp-gs	ab	r	h	2b	3b	hr	rbi	tb	slg%	bb	hbp	so	gdp	ob%	sf	sh	sb-att	po	a	e	fld%
2023	.000	0-0	0	0	0	0	0	0	0	0	.000	0	0	0	0	.000	0	0	0-0	1	0	0	1.000
2024	.000	0-0	0	0	0	0	0	0	0	0	.000	0	0	0	0	.000	0	0	0-0	1	2	0	1.000
TOTAL	.000	0-0	0	0	0	0	0	0	0	0	.000	0	0	0	0	.000	0	0	0-0	2	2	0	1.000

Year	era	w-l	app	gs	cg	sho	sv	ip	h	r	er	bb	so	2b	3b	hr	bf	bavg	wp	hbp	bk	sfa	sha
2022	4.50	1-0	1	1	0	0/0	0	2.0	3	1	1	0	0	1	0	0	9	.333	0	0	0	0	0
2023	8.10	0-0	10	0	0	0/0	1	10.0	9	9	9	7	15	2	0	2	46	.243	0	1	0	1	0
2024	7.96	2-2	22	2	0	0/2	0	26.0	31	25	23	20	31	4	0	11	133	.284	4	3	0	1	0
TOTAL	7.82	3-2	33	3	0	0/2	1	38.0	43	35	33	27	46	7	0	13	188	.277	4	4	0	2	0

SINGLE-GAME HIGHS [all-time ranking]:

Innings pitched: 4.0, Elon, Apr 09, 2024

Walks allowed: 4, vs Wichita State, May 25, 2024

Strikeouts: 5, Elon, Apr 09, 2024; William & Mary, Mar 15, 2023

Batters faced: 15, Elon, Apr 09, 2024

Field chances: 1, 4 times

Putouts: 1, at Evansville, Jun 02, 2024; Memphis, May 14, 2023

Assists: 1, at Tulane, May 11, 2024; vs Wichita State, May 25, 2024


Runners CS: 1, at Wichita State, Apr 22, 2023; Duke, May 07, 2024

## EAST CAROLINA BASEBALL BY THE NUMBERS

1	National Championship (1961 NAIA)
1	Number of former Pirates to play in MLB World Series (Seth Maness: St. Louis in 2013)
4	First Round MLB Draft Picks (Pat Watkins: 1993, Jeff Hoffman: 2014, Gavin Williams: 2021, Trey Yesavage: 2024)
4	Number of First Team All-Conference USA selections by Seth Maness
7	NCAA Super Regional Appearances (2001, 2004, 2009, 2016, 2019, 2021 and 2022)
7	School record of single-season All-America honors (Bryant Packard/2018, Connor Norby/2021 and Gavin Williams/2021)
11	Coach of the Year Selections (Most Recent: Cliff Godwin in 2015, 2019, 2021, 2022 and 2024)
11	Players that have worn the No. 23 jersey in honor of former ECU Head Coach Keith LeClair
14	Academic All-America Selections (Most Recent: Carter Cunningham and Trey Yesavage in 2024)
19	Number of 40-plus win seasons in program history (Six Straight) (46 wins in 2024)
19	Number of players on the 2024 roster from North Carolina (24 out of state)
22	Freshman All-America selections (Most recent: Bristol Carter and Ethan Norby in 2024)
25	Conference/Regional/National Player of the Year Selections
29	Career saves by Drew Reynolds (program record)
31	Conference championships (18 regular season/13 tournament)
34	NCAA Regional Appearances (Most recent: 2024 Greenville Regional)
35	Consecutive weeks ranked (Feb. 19, 2018-June 27, 2019) (School Record)
37	Times ECU has reached the 5,000 mark in attendance at Clark-LeClair Stadium (13 in 2024)
38	Pirates selected in the first 10 rounds of the MLB Draft (Four in 2024)
38	Career wins by Seth Maness (Program Record)
39	Number of 2024 players named to the American Athletic Conference All-Academic Team
40	All-America Selections (Most Recent: Wyatt Lunsford-Shenkman and Trey Yesavage in 2024)
40	Former Pirate baseball coaches and players in the ECU Athletics Hall of Fame
42	Players named to the Fall 2024 ECU Director of Athletics Honor Roll (3.0+ GPA)
43	All-Conference Tournament Selections
51	ABCA All-Region Selections (Most recent: Carter Cunningham, Wyatt Lunsford-Shenkman and Trey Yesavage in 2024)
51	Number of wins in 2004 (Program Record)
74	NCAA All-Region Selections
105	Hits by Trent Whitehead in 2009 (single season program record)
132	ECU players selected in the MLB Draft
145	Strikeouts by Jake Agnos (2019) and Trey Yesavage (2024) (single season program record)
163	Former ECU players that have signed professional baseball contracts
196	All-Conference Selections
334	Career strikeouts by Seth Maness (program record)
411.2	Career innings pitched by Seth Maness (program record)
427	Wins by ECU Hall of Fame Head Coach Gary Overton (1985-97)
6,054	Clark-LeClair Stadium Attendance Record (April 23, 2024 vs. NC State/10-6 win)



Zach Agnos



Trey Yesavage



Bryson Worrell

## LEWIS FIELD AT CLARK-LECLAIR STADIUM



Built in 2004, Lewis Field at Clark-LeClair Stadium, which rates as one of the top collegiate baseball facilities in the nation and boasts one of the best atmospheres in the country, is the home of the ECU baseball team. Construction began in May of 2004 and was completed in March of 2005.

The design plan for the facility, which was built on the old site of Harrington Field, increased the seating capacity to 3,000 (permanent seating) and can hold upwards of 2,000 additional spectators in the elevated berm area known as the "Williams Jungle."

With an estimated price tag of \$12 million, Clark-LeClair Stadium, which was named after Pirate alumnus and key contributor Bill Clark and former Pirate skipper Keith LeClair, nearly doubled Harrington Field's capacity of approximately 1,750 (excluding outfield areas). Field area was named after E.R. Lewis Construction.

The playing surface consists of Celebration Bermuda turf while the infield is a clay base and the warning track will be composed of crushed brick. Among the features are indoor and outdoor batting cages, a VIP booth, picnic areas, coaches' offices and a video scoreboard (which was installed in February 2004). Player amenities include a spacious clubhouse and locker room, onsite equipment and training rooms and video system to study player mechanics.

To accommodate the writers and broadcasters covering the nationally-ranked Pirates, a state-of-the-art press box features a main writing level and two overflow areas that can seat 30 media members comfortably, a TV broadcast location, two radio booths, a Pirate Club (fundraising/hospitality) suite and a viewing suite for the LeClair family. In addition to housing the video operations that streams all of ECU's home games live online, it is also the stadium operations control center for all of the marketing promotions efforts.

Recent additions to Clark-LeClair Stadium include a new batter's eye, outfield fence with black padded walls and protective netting down the first, and third base bleachers in 2007 to enhance the aesthetic appeal of the playing area. In the winter of 2009 field turf was installed behind the plate with the words "Pirates" inscribed and before the 2017 season, turf was added down the right and leftfield foul lines, along with a new graphics on the concourse level, padded walls behind home plate, a new state of the art scoreboard and sound system.

In the summer of 2019, a new 7,125-square foot hitting facility was completed down the right field line costing right a \$1 million. It features three cages for hitting, state of the art pitching machines and surround sound system along with central heat and air. It is laid with top of the line field turf and retractable netting to allow for throwing, ground balls, defensive drills, etc.

On April 22, 2009 the Pirates set the then state record for largest crowd to witness a college baseball game on campus when they played host to No. 1 North Carolina cruising to a 4-0 win over its in-state rival. They would later set the school-record for attendance Feb. 24, 2023 in a 6-5 win over the No. 12 Tar Heels before a gathering of 6,003. In fact, the 2023 campaign saw four of the top-10 crowds in facility history, including the top three.

The Pirates have hosted the 2007 Conference USA Tournament, six NCAA Regionals (2009, 2018, 2019, 2021, 2022 and 2024) and their first-ever on-campus NCAA Super Regional in 2022 against Texas.

### CLARK-LECLAIR STADIUM FIRSTS

<b>First Game</b> .....	East Carolina 2, Michigan 1 (March 4, 2005)
<b>Attendance</b> .....	4,410
<b>Game Time</b> .....	:26
<b>Winning Pitcher</b> .....	T.J. Hose (ECU)
<b>Losing Pitcher</b> .....	Michael Penn (Michigan)
<b>Umpires</b> .....	Rhett Raynor, Mac Stokes and Steve Sanders
<b>First Pitch</b> .....	P.J. Connelly (ECU), ball to Matt Butler (Michigan) at 11:07 a.m. ET
<b>First Out</b> .....	Matt Butler (Michigan), ground out to second in T1
<b>First Hit</b> .....	Kyle Bohm (Michigan), single to center in T2
<b>First Run</b> .....	Jay Mattox (ECU), Billy Richardson sac fly to right in B3
<b>First RBI</b> .....	Billy Richardson (ECU) sac fly scored by Jay Mattox in B3
<b>First Strikeout</b> .....	Doug Pickens (Michigan) looking in T1
<b>First Error</b> .....	Leif Mahler (Michigan) in B4
<b>First Double</b> .....	Alex Martin (Michigan) in T5
<b>First Triple</b> .....	Ryan Peisel (ECU) vs. North Carolina A&T (March 8, 2005)
<b>First Home Run</b> .....	Derek Smith (Georgia) off Mike Madsen (Ohio State) in B3 (March 4, 2005)
<b>First Grand Slam</b> .....	Jake Smith (ECU) vs. Duke (Feb. 28, 2006)
<b>First Walk</b> .....	Brad Roblin (Michigan) in T5
<b>First Stolen Base</b> .....	Brett Lindgren (ECU) in B5
<b>First Sacrifice Hit</b> .....	Brett Lindgren (ECU), bunt in B3 vs. Michigan (March 4, 2005)
<b>First Double Play</b> .....	Kyle Bohm (Michigan), P.J. Connelly (P) to Brett Lindgren (2B) to Adam Witter (1B) in T6
<b>First Wild Pitch</b> .....	Ali Husain (Michigan)
<b>First Balk</b> .....	Sean Ruthuan (Georgia) vs. Ohio State in T1 (March 4, 2005)
<b>First Passed Ball</b> .....	Jason Jacobs (Georgia), vs. Ohio State in T2 (March 4, 2005)
<b>First Unearned Run</b> .....	Jason Zoeller (Ohio State), vs. Georgia in T2 (March 4, 2005)
<b>First Pinch Hitter</b> .....	Derek Smith (Georgia) vs. Ohio State in B2 (March 4, 2005)
<b>First Hit by Pitch</b> .....	Chase Younts (UNC) by Zechry Zinicola (Arizona State) in T2 (March 4, 2005)
<b>First Extra Inning Game</b> .....	Arizona State 4, North Carolina 3 (11 Innings) (March 4, 2005)
<b>First Caught Stealing</b> .....	Reid Fronk (UNC) by Tuffy Gosewich (Arizona State) in T6 (March 4, 2005)
<b>First Pinch Runner</b> .....	Craig Corrado (UNC) for Matt Spencer vs. Arizona State in T9 (March 4, 2005)
<b>First Intentional Walk</b> .....	Jeff Larish (Arizona State) by Bryan Phillips (UNC) in B11 (March 4, 2005)
<b>First Rain Delay</b> .....	One hour and five minutes, North Carolina vs. Ohio State (March 5, 2005)
<b>First Shutout</b> .....	Arizona State 3, Ohio State 0 (March 6, 2005)
<b>First No Hitter</b> .....	Ricky Brooks (ECU) vs. Memphis (April 24, 2005)
<b>First Cycle</b> .....	Billy Richardson vs. Navy (May 13, 2005)
<b>First Triple Play</b> .....	Monmouth vs. ECU in T8 (March 20, 2016)
<b>First Official Review</b> .....	Bryant Packard (ECU) single in B1 vs. UNC (Call Upheld) (Feb. 23, 2018)