



2023-24 East Carolina Men's Basketball

2023-24 SCHEDULE AND RESULTS

Overall: 11-12 | American: 4-6 | Home: 9-7 | Away: 2-4 | Neutral: 0-1

NOVEMBER (5-3)

6	FERRUM	W, 91-61
11	CAMPBELL	W, 77-63
15	USC UPSTATE	L, 81-83
19	NORTHEASTERN !	L, 76-82
20	GEORGIA SOUTHERN !	W, 82-64
21	KENNESAW STATE !	W, 85-84
25	at George Mason	L, 59-81
30	UNC WILMINGTON	W, 74-66

DECEMBER (2-3)

4	MARYLAND EASTERN SHORE	W, 63-52
9	SOUTH CAROLINA	L, 62-68
14	vs. Florida #	L, 65-70
20	DELAWARE STATE	W, 79-50
29	EAST TENNESSEE STATE	L, 70-86

JANUARY (4-5)

2	at No. 17 Florida Atlantic*	L, 64-79
7	TULSA*	W, 62-57
10	at Temple*	W, 73-62
13	SMU*	L, 64-75
17	NORTH TEXAS*	L, 59-60
20	at UAB*	L, 61-69
24	at Wichita State*	W, 54-52
28	TEMPLE*	W, 70-64 (OT)
31	SOUTH FLORIDA*	L, 60-71

FEBRUARY (0-1)

3	at Charlotte*	L, 52-67
10	at UTSA*	4:00 p.m.
15	WICHITA STATE*	7:00 p.m.
18	TULANE*	2:00 p.m.
24	at Rice*	2:00 p.m.
29	MEMPHIS*	7:00 p.m.

MARCH (0-0)

3	at North Texas*	3:00 p.m.
6	at SMU*	8:00 p.m.
9	CHARLOTTE*	4:00 p.m.
13-17	AAC Championship \$	TBA

Home Games in **Bold Caps**

All Times Listed are EST

! - TowneBank Holiday Classic (Greenville, N.C.)

- Visit Central Florida Tip-Off (Lakeland, Fla.)

* - Denotes conference game

\$ - AAC Men's Basketball Championship (Fort Worth, Texas)

(AP/Coaches Poll Ranking)

FOLLOW THE PIRATES

X/Instagram: @ecubasketball #GreenvilleGrit

Game 24: East Carolina (11-12, 4-6 AAC) at UTSA (8-15, 2-8 AAC)

Saturday, February 10, 2024 • Convocation Center • 4:00 p.m. ET



Head Coach Michael Schwartz (Texas, '99)
Career Record 27-29 (Second season)
Record at East Carolina Same
Record vs. UTSA 0-0



Head Coach Steve Henson (Kansas State, '90)
Career Record 107-138 (Eighth season)
Record at UTSA Same
Record vs. East Carolina 0-0

► WHERE TO FOLLOW, WATCH & LISTEN

Watch ESPNU
PxP and Analyst: (David Saltzman/Mark Adams).
Radio ECU Sports Network
PxP and Analyst: (Daron Vaught/Michael Perry).
WNCT 107.9
Live Stats www.statbroadcast.com
Twitter/Instagram @ecubasketball

PIRATES SET FOR VISIT TO UTSA SATURDAY

► East Carolina returns to the court after a seven-day break this Saturday as the Pirates visit UTSA in the Convocation Center. The game is scheduled for a 4:00 p.m. ET tip and will be televised on ESPNU with David Saltzman (play-by-play) and Mark Adams (analyst) on the call. Saturday's game can also be heard on the ECU Sports Network 107.9 FM or 9.43 The Game with Daron Vaught (play-by-play) and Michael Perry (analyst) handling broadcasting duties.

► The Pirates enter Saturday on a two-game losing skid, last falling on the road to in-state foe Charlotte on Feb. 3, 67-52 despite a game-high 20 points from RJ Felton. ECU is looking to win its third road game of the season which has not been done since the 2015-16 campaign when the Pirates finished the season with a 3-10 mark on the road.

► RJ Felton leads East Carolina with 16.2 points per game (6th in AAC) and is third in the league in steals per game with two. Ezra Ausar and Brandon Johnson round out the Pirates' top scorers with 13.3 and 13.2 points per game respectively. Johnson leads the team on the glass with 8.4 rebounds per contest which ranks as third-best in the league. Bobby Pettiford Jr. leads the Pirates with 3.5 assists per game and is tied for first in the conference in assist-to-turnover ratio at 2.86 (32nd in NCAA).

► East Carolina compiled a 16-17 overall record and a 6-12 mark in American Athletic Conference play during the 2022-23 season. The 16 wins were the most for the program since the 2013-14 season and the six league wins are tied for the most since the team joined the AAC prior to the 2014-15 season.

EAST CAROLINA OR ECU PLEASE

► Feel free to call us East Carolina or ECU. However, we respectfully ask that the erroneous designation of Eastern Carolina or flawed abbreviations such as E. Carolina, East Caro., ECaro or EC not be used.

STATS COMPARISON

	East Carolina	UTSA
Points (Scoring Average)	1583 (68.8)	1829 (79.5)
Opposition Points (Scoring Average)	1566 (68.1)	1923 (83.6)
Scoring Margin	+0.7	-4.1
Field Goal Percentage	552-1333 (.414)	620-1488 (.417)
3-Point Field Goal Percentage	143-486 (.294)	224-665 (.337)
Free Throw Percentage	336-481 (.699)	365-514 (.710)
Rebounds (Per Game)	818 (35.6)	921 (40.0)
Rebounding Margin	+0.2	+1.5
Total Assists (Per Game)	250 (10.9)	331 (14.4)
Total Steals (Per Game)	184 (8.0)	115 (5.0)
Total Blocks (Per Game)	62 (2.7)	92 (4.0)
Turnovers (Per Game)	246 (10.7)	260 (11.3)
Turnover Margin	+2.5	-1.5
Assist/Turnover Ratio	1.0	1.3
2023-24 NCAA Net Ranking	194	289

► LAST GAME'S STARTING LINEUP

Pos.	No.	Name	Ht.	Wt.	Cl.	Hometown	GP-GS	PPG	RPG	AST	FG%	3FG%	FT%	MPG
G	3	RJ Felton	6-3	209	Jr.	Aiken, S.C.	23-23	16.2	6.3	1.0	.415	.328	.807	33.7
G	8	Cam Hayes	6-2	192	Jr.	Greensboro, N.C.	13-8	7.2	2.2	1.6	.333	.212	.750	26.9
F	6	Brandon Johnson	6-8	222	R-Jr.	Raleigh, N.C.	21-21	12.7	8.4	1.6	.401	.331	.721	33.7
G	21	Jaden Walker	6-5	200	Jr.	Lawrenceville, Ga.	22-6	5.5	3.0	1.5	.386	.258	.632	21.5
C	32	Cyr Malonga	6-11	235	Fr.	Pointe-Noire, Congo	18-7	1.8	1.8	0.0	.538	.000	.556	8.1



▶ RADIO/TV ROSTER



0 Bobby Pettiford Jr.
Jr. • G • 6-0 • 196
Durham, N.C.
Kansas



1 Kalib LaCount
So. • G • 5-8 • 148
Los Angeles, Calif.
King/Drew



2 Ezra Ausar
So. • F • 6-8 • 247
Atlanta, Ga.
Liberty Heights



3 RJ Felton
Jr. • G • 6-3 • 209
Aiken, S.C.
Aiken



6 Brandon Johnson
R-Jr. • F • 6-8 • 210
Raleigh, N.C.
Brunswick CC



7 Quentin Diboundje
Jr. • G • 6-5 • 221
Montpellier, France
Tennessee



8 Cam Hayes
Jr. • G • 6-2 • 192
Greensboro, N.C.
LSU



10 Evan Montanari
Fr. • G • 6-2 • 173
Denver, N.C.
Gaston Day




11 Valentino Pinedo
Fr. • F • 6-7 • 225
Madrid, Spain
Sunrise Christian



13 Logan Bourgeois
Fr. • G • 6-1 • 154
Fleury-Les-Aubrais, France
CJF Fleury-Les-Aubrais



21 Jaden Walker
Jr. • G • 6-5 • 200
Lawrenceville, Ga
Iowa State



23 Benção Vungo
Fr. • F • 6-7 • 207
Chitato, Angola
Southern Coast Academy




25 Ben Bayela
Sr. • G • 6-6 • 200
Le Chesnay, France
South Plains



32 Cyr Malonga
Fr. • C • 6-11 • 235
Pointe-Noire, Congo
Evangel Christian



35 Grant Smith
So. • F • 6-7 • 200
Richmond, Va.
Quincy



50 Callum Richard
Fr. • C • 6-10 • 237
Stanley, N.C.
Gaston Day



Head Coach
Michael Schwartz
Second Season
Texas, '99



Assistant Coach
Jake Morton
Second Season
Miami (FL), '93



Assistant Coach
Riley Davis
Second Season
Texas, '11



Assistant Coach
Reggie Williams
Second Season
VMI, '08



Assistant Coach
Mark Adams
First Season
Texas Tech, '79



Assistant Coach
Josh Giardina
Second Season
Marymount(Va.), '20

▶ NUMERICAL ROSTER

No.	Name	Cl.	Pos.	Ht.	Wt.	Hometown/Last School
0	Bobby Pettiford Jr.	Jr.	G	6-0	196	Durham, N.C. (Kansas)
1	Kalib LaCount	So.	G	5-8	148	Los Angeles, Calif. (King/Drew)
2	Ezra Ausar	So.	F	6-8	247	Atlanta, Ga. (Liberty Heights Athletic Institute)
3	RJ Felton	Jr.	G	6-3	209	Aiken, S.C. (Aiken)
6	Brandon Johnson	R-Jr.	F	6-8	210	Raleigh, N.C. (Brunswick CC)
7	Quentin Diboundje	Jr.	G	6-5	221	Montpellier, France (Tennessee)
8	Cam Hayes	Jr.	G	6-2	192	Greensboro, N.C. (LSU)
10	Evan Montanari	Fr.	G	6-2	173	Denver, N.C. (Gaston Day)
11	Valentino Pinedo	So.	F	6-8	228	Madrid, Spain (Sunrise Christian)
13	Logan Bourgeois	Fr.	G	6-1	154	Fleury-Les-Aubrais, France (CJF Fleury-Les-Aubrais)
21	Jaden Walker	Jr.	G	6-5	200	Lawrenceville, Ga. (Iowa State)
23	Benção Vungo	Fr.	F	6-7	207	Chitato, Angola (Southern Coast Academy)
25	Ben Bayela	Sr.	G	6-6	200	Le Chesnay Rocquencourt, France (South Plains)
32	Cyr Malonga	Fr.	C	6-11	235	Pointe-Noire, Congo (Evangel Christian)
35	Grant Smith	So.	F	6-7	200	Richmond, Va. (Quincy)
50	Callum Richard	Fr.	C	6-10	237	Stanley, N.C. (Gaston Day)

▶ ALPHABETICAL ROSTER

No.	Name	Cl.	Pos.	Ht.	Wt.	Hometown/Last School
2	Ezra Ausar	So.	F	6-8	247	Atlanta, Ga. (Liberty Heights Athletic Institute)
25	Ben Bayela	Sr.	G	6-6	200	Le Chesnay Rocquencourt, France (South Plains)
13	Logan Bourgeois	Fr.	G	6-1	154	Fleury-Les-Aubrais, France (CJF Fleury-Les-Aubrais)
7	Quentin Diboundje	Jr.	G	6-5	221	Montpellier, France (Tennessee)
3	RJ Felton	Jr.	G	6-3	209	Aiken, S.C. (Aiken)
8	Cam Hayes	Jr.	G	6-2	192	Greensboro, N.C. (LSU)
6	Brandon Johnson	R-Jr.	F	6-8	210	Raleigh, N.C. (Brunswick CC)
1	Kalib LaCount	So.	G	5-8	148	Los Angeles, Calif. (King/Drew)
32	Cyr Malonga	Fr.	C	6-11	235	Pointe-Noire, Congo (Evangel Christian)
10	Evan Montanari	Fr.	G	6-2	173	Denver, N.C. (Gaston Day)
0	Bobby Pettiford Jr.	Jr.	G	6-0	196	Durham, N.C. (Kansas)
11	Valentino Pinedo	So.	F	6-8	228	Madrid, Spain (Sunrise Christian)
50	Callum Richard	Fr.	C	6-10	237	Stanley, N.C. (Gaston Day)
35	Grant Smith	So.	F	6-7	200	Richmond, Va. (Quincy)
23	Benção Vungo	Fr.	F	6-7	207	Chitato, Angola (Southern Coast Academy)
21	Jaden Walker	Jr.	G	6-5	200	Lawrenceville, Ga. (Iowa State)

▶ COACHING/SUPPORT STAFF

Head Coach: Michael Schwartz (2nd season • Texas '99)
Assistant Coach: Jake Morton (2nd season • Miami (FL) '93)
Assistant Coach: Riley Davis (2nd season • Texas '11)
Assistant Coach: Reggie Williams (2nd season • VMI '08)
Assistant Coach: Mark Adams (1st season • Texas Tech '79)
Assistant Coach: Josh Giardina (2nd season • Marymount [VA] '20)
Director of Basketball Operations: Jesse Higdon (2nd season • Tennessee '22)
Assistant to the Head Coach: Matthew Winsberg (2nd season • LSU '20)
Associate Athletic Trainer: Nate Clark (16th season • Lock Haven '01)
Assistant Strength and Conditioning Coach: Keith Pough (2nd season • Howard '13)
Student Managers: Bryce Bordeaux and Hoyle Sneed

▶ PRONUNCIATION GUIDE

Quentin Diboundje	Dih-BOON-zhay.
Ezra Ausar	Ez-ruh Uh-sar.
Benjamin Bayela	BYE-AY-Luh.
Evan Montanari	MON-tuh-NAAR-EE.
Cyr Malonga	Cyr- like "Sear". MUH-Ion-GUH.
Kalib LaCount	Kalib - like "Caleb".
Valentino Pinedo	Pin-NAY-doh.
Logan Bourgeois	Bor-ZHWAA.
Benção Vungo	Ben-SOW VOON-go.

▶ RECORD BY STARTING LINEUP

LaCount, Ausar, Diboundje, Felton, Johnson	1-0
Pettiford Jr., Ausar, Felton, Johnson, Walker	0-1
Pettiford Jr., Ausar, Felton, Walker, Pinedo	0-1
Pettiford Jr., Felton, Diboundje, Ausar, Pinedo	0-1
Pettiford Jr., Felton, Diboundje, Ausar, Johnson	3-2
Pettiford Jr., Felton, Diboundje, Johnson, Richard	1-0
Pettiford Jr., Felton, Johnson, Ausar, Malonga	0-2
Pettiford Jr., Hayes, Felton, Johnson, Ausar	0-1
Pettiford Jr., Hayes, Felton, Johnson, Malonga	0-1
Walker, Felton, Johnson, Ausar, Malonga	2-1
Walker, Hayes, Felton, Johnson, Malonga	0-1



► QUICK FACTS

GENERAL/ADMINISTRATION

Name:	East Carolina University
Location:	Greenville, N.C. 27858
Founded:	1907
Enrollment:	27,152
Conference:	American Athletic Conference
Nickname:	Pirates
Colors:	Purple (PMS #268) and Gold (PMS #109)
Arena:	Williams Arena at Minges Coliseum (7,100)
Chancellor:	Dr. Philip Rogers (Wake Forest, '05)
Director of Athletics:	Jon Gilbert (Lenoir-Rhyne, '91)
Athletic Department Phone:	(252) 737-4600
Ticket Office Phone:	(880) DIAL-ECU, (252) 328-2300

PROGRAM HISTORY/TEAM INFORMATION

Seasons of Basketball	Entering 92nd
First Season of Basketball	1931-32
All-Time Record:	1,150-1,213
Seasons of Division I Basketball:	Entering 60th
First Season of Division I Basketball:	1964-65
Division I Record:	749-937
NCAA Tournament Appearances:	2 (1972, 1993)
NIT Appearances:	None
CBI Appearances:	None
CIT Appearances:	3 (2011, 2013 Champions, 2014)
2022-23 Record (AAC):	16-17 (6-12)
American Athletic Conference Finish:	Ninth
Players Returning/Lost:	8/7
Starters Returning/Lost:	4/1
Newcomers:	8

COACHING/SUPPORT STAFF

Head Coach:	Michael Schwartz (Texas, '99)
Assistant Coach:	Jake Morton (Miami[FL], '93)
Assistant Coach:	Riley Davis (Texas, '11)
Assistant Coach:	Reggie Williams (VMI, '08)
Assistant Coach:	Mark Adams (Texas Tech, '79)
Assistant Coach:	Josh Giardina (Marymount[VA], '20)
Director of Basketball Operations:	Jesse Higdon (Tennessee, '22)
Assistant to the Head Coach:	Matthew Winsberg (LSU, '20)
Associate Athletic Trainer	Nate Clark (Lock Haven, '01)
Strength and Conditioning Coach	Keith Pough (Howard, '13)

MEDIA RELATIONS

Assistant Director (Men's Basketball Contact):	Grady Dillon
Dillon Office Phone:	(252) 737-4524
Dillon Cell Phone:	(252) 714-1425
Dillon E-Mail:	dillong22@ecu.edu
Assistant AD/Media Relations	Malcolm Gray
Associate Director of Media Relations	Chip Welch
Assistant Director	Cole Barnhill
Media Relations Office Phone:	(252) 737-4522
Shipping Address:	319 Ward Sports Medicine Bldg. Greenville, NC 27858
Athletic Department Website:	www.ECUPirates.com

RADIO INFORMATION

Rights Holder:	Playfly Sports
Radio Network:	ECU Sports Radio Network
Radio Contact:	Clay Walker
Phone Number:	(202) 957-5319
Play-By-Play Announcer:	Daron Vaught
Color Analyst:	Michael Perry

► TEAM NOTES

LAST TIME OUT

► RJ Felton scored a game-high 20 points, but it wasn't enough as East Carolina fell to Charlotte 67-52 in front of a sold-out Dale F. Halton Arena on Saturday afternoon.

► Jaden Walker added nine points and Ezra Ausar scored six for the Pirates (11-12, 4-6 AAC) who only had one scorer in double figures for the first time this season and shot under 40 percent from the floor for the fifth straight game.

OFFENSE VS. DEFENSE

► The deciding factor for Saturday's game could be the Pirates' stout defense against the Roadrunners' high-octane offense. ECU enters Saturday's showdown with the fourth-best scoring defense and the second-best three-point defense in the league.

► UTSA boasts the fourth-best scoring offense in the American and have scored 70 or more points in four of its last six games entering Saturday and have made 10 or more threes in three of their last five games.

1,000 CAREER POINTS WATCH

► Entering Saturday's game, RJ Felton is only 43 points away from becoming the 34th player in program history to score 1,000 in a Pirate uniform. Felton has scored at least 10 or more points in 15 consecutive games this season. The most recent Pirate to enter the 1,000 point club was former Pirate and current UConn guard Tristen Newton who reached the mark in his final game with ECU on Mar. 10, 2022.

► The junior guard from Aiken, S.C. has often been referred to as 'the ultimate teammate' and 'heart and soul' of the team by his coaches and teammates. Felton's game has improved every season as the guard is currently enjoying career-high marks in field goal shooting, three-point shooting and free throw shooting.

► Felton has also upped his game on the defensive end and on the glass as he is second on the team in rebounding (6.3) and leads the Pirates in blocks and steals this season with 18 and 47 respectively.

MINGES MAGIC

► East Carolina is scheduled to have 20 regular-season home games inside Williams Arena at Minges Coliseum this season, which is the most regular-season home games in program history. The Pirates played 21 home games during the 2012-13 season, in which four of the 21 games were part of the College Insider Tournament.

► The Pirates have benefited thus far from playing at home, as nine of the team's 11 wins have come in Minges Coliseum but the team has struggled in recent home games, dropping four of its last five played in Minges.

10TH SEASON IN THE AMERICAN

► East Carolina enters its 10th men's basketball season as a member of the American Athletic Conference after previously spending 13 years as part of Conference USA. The Pirates are seeking to eclipse six conference victories for the first time since joining the American. ECU has tallied six league wins in four seasons, including back-to-back in the past two seasons (2021-22, 2022-23).

RECORD AGAINST AAC OPPONENTS (SINCE 2014-15)

Charlotte*	3-4
Florida Atlantic*	1-2
Memphis	4-11
Rice*	0-1
SMU	2-16
South Florida	9-11
Temple	6-11
Tulane	11-7
Tulsa	6-12
Wichita State	2-7

* - denotes team was in C-USA in 2022-23

QUICK POINTS

► The 91 points scored by East Carolina against Ferrum in the team's season opener marked the most points scored in the Mike Schwartz era. It was also the first time the Pirates had reached the 90-point mark since defeating Western Carolina 95-79 (Nov. 14, 2021).

► The Pirates' 12 steals against Wichita State marked the fifth time this season that the team has recorded 12 or more steals this year. ECU posted 14 steals against Campbell on Nov. 11, just four shy of tying the program record of 18.

► Felton's back-to-back 30-point performances earlier this season put him in good company as he became the first Pirate to achieve the feat since former Pirate and NBA player Theodore "Blue" Edwards did so back in 1989. Felton joins FAU's Johnell Davis, North Texas' Jason Edwards and Memphis' David Jones as the only four players so far in the conference to record multiple 30-point games this season.

► RJ Felton recorded a career-high five steals against Tulsa on Jan. 7 becoming the second Pirate this season to snag five or more steals as

Bobby Pettiford Jr. also recorded a career-high five steals against Florida on Dec. 14.

► Brandon Johnson notched his 19th career double-double on Saturday against UAB, tying him for eighth all-time in career doubles-doubles in program history.

► Ezra Ausar leads the Pirates' attack to the charity stripe with a team-high 157 attempts on the year (26th in NCAA). Per KenPom, Ausar is third in free throw rate at 91.9 and 29th in fouls drawn per 40 minutes at 6.7.

OFFENSIVE STRUGGLES

► The Pirates have struggled to produce points since entering conference play, averaging only 61.9 points on 38.6 percent shooting in 10 games played. The team is currently last the American in three-point shooting percentage at 29.4.

► ECU has not scored 75 or more points in a game since Dec. 20 when the Pirates cruised past Delaware State, 79-50, also its last win of 15 points or more. Since conference play began, the Pirates have only scored 70 or more in two games (both wins over Temple). Three of the Pirates' four conference wins have been by six or less points.

LOOKING FOR THAT FOURTH SCORER

► The "Big Three" of RJ Felton, Brandon Johnson and Ezra Ausar for the Pirates are as good as any trio in the conference, scoring 58 percent of the team's points (924 of 1583). ECU is still looking for consistency behind those three in terms of scoring as the Pirates have only had three games this year that their leading scorer has not been one of those three players.

► Before Sunday's game against Temple, the Pirates only had a player in four games other than Johnson, Ausar or Felton score 10 or more points in a game. Bobby Pettiford Jr. scored 12 against ETSU (Dec. 29), Quentin Diboundje tallied 13 at FAU (Jan. 2) and Cam Hayes scored 12 versus SMU (Jan. 13) and North Texas (Jan. 17).

► Over ECU's last three games, Jaden Walker (10 points) and Bobby Pettiford (12 points) stepped up to provide secondary scoring to help offset a combined 14 points from Brandon Johnson and Ezra Ausar against Temple and Cam Hayes led the team in scoring with a season-high 14 points versus South Florida. The Pirates only had one player in double figures for the first time all season with RJ Felton's 20 points against Charlotte.

ON THIS DATE

► ECU is 8-11 in games played on Feb. 10 since the 1960-61 season with the last game on this date coming during the 2018-19 season when the Pirates fell to South Florida on the road in overtime, 72-68.

SERIES HISTORY

► East Carolina leads the all-time series with UTSA 2-0 as both teams last clashed back during the 2013-14 season when both schools were members of Conference USA. The Pirates took both meetings, winning 81-71 in Greenville (Feb. 8, 2014) and 79-76 in El Paso (Mar. 11, 2014).

SCOUTING THE ROADRUNNERS

► UTSA enters Saturday's game on a three-game skid after falling to Wichita State on the road 84-64 on Wednesday night. Dre Fuller Jr. led the Roadrunners with 13 points and Adante' Holiman added 12 points in the loss.

► The Roadrunners are led in scoring by guard Jordan Ivy-Curry who is averaging 17.8 ppg in just 13 games played this season. Christian Tucker and Carlton Linguard Jr. add 12.2 and 10.2 points per game respectively. UTSA features one of the high-powered offenses in the American, averaging 79.5 ppg (4th in AAC) and lead the conference in threes made by a significant margin at 9.7 per contest and 224 on the year. Per KenPom, the Roadrunners score 35.4 percent of their points from downtown and are one of the faster teams in the country with an adjusted tempo of 70.4.

DEFENSE TRENDING IN THE RIGHT DIRECTION

► While the Pirates' offense has been up and down through 10 games of conference play, ECU's defense has been trending in the right direction since league play began on Jan. 2. After surrendering a season-high 86 points to East Tennessee State, the Pirates have not allowed an opponent to reach the 80-point mark since conference play began.

► In its first 10 league games, the Pirates have held their opponent under their scoring average entering that game with the one exception being the 75 points allowed against SMU (74.5 scoring average). In their past six games, the Pirates have held their opponents under 70 points in five of those games.

► ECU has also done a great job in getting its opponents to give up the rock as the team has forced a combined 61 turnovers in its last four games played.



EAST CAROLINA SEASON STATS

2023-24 East Carolina Men's Basketball
Combined Team Statistics
All gamesPage 1/1
as of Feb 03, 2024

Game Records

Record	Overall	Home	Away	Neutral
ALL GAMES	11-12	9-7	2-4	0-1
CONFERENCE	4-6	2-3	2-3	0-0
NON-CONFERENCE	7-6	7-4	0-1	0-1

Score by Periods

Team	1st	2nd	OT	TOT
East Carolina	746	827	10	1583
Opponents	758	804	4	1566

Team Box Score

No.	Player				Total		3-Point		F-Throw		Rebounds											
		GP-GS	MIN	AVG	FG-FGA	FG%	3FG-3FGA	3FG%	FT-FTA	FT%	OFF	DEF	TOT	AVG	PF	DQ	A	TO	BLK	STL	PTS	AVG
3	FELTON, RJ	23-23	775:19	33.7	132-318	.415	42-128	.328	67-83	.807	51	93	144	6.3	43	0	24	31	18	47	373	16.2
2	AUSAR, Ezra	22-20	621:33	28.3	87-164	.530	5-12	.417	106-157	.675	48	63	111	5.0	62	1	18	54	10	18	285	13.0
6	JOHNSON, Brandon	21-21	707:44	33.7	89-222	.401	39-118	.331	49-68	.721	45	132	177	8.4	46	1	34	34	10	32	266	12.7
0	PETTIFORD, Bobby	23-18	649:35	28.2	76-166	.458	13-41	.317	21-33	.636	14	42	56	2.4	39	0	80	28	1	21	186	8.1
7	DIBOUNJE, Quentin	14-8	303:27	21.7	37-92	.402	13-50	.260	23-38	.605	15	26	41	2.9	23	0	7	14	4	8	110	7.9
8	HAYES, Cam	13-8	349:41	26.9	35-105	.333	11-52	.212	12-16	.750	2	27	29	2.2	17	0	21	21	0	16	93	7.2
21	WALKER, Jaden	22-6	472:46	21.5	44-114	.386	8-31	.258	24-38	.632	14	53	67	3.0	44	0	32	29	8	17	120	5.5
1	LACOUNT, Kalib	21-1	256:02	12.2	22-68	.324	4-21	.190	21-24	.875	3	16	19	0.9	21	0	30	18	1	9	69	3.3
25	BAYELA, Benjamin	12-0	115:56	9.7	8-32	.250	6-25	.240	4-4	1.000	7	9	16	1.3	18	0	1	3	1	7	26	2.2
32	MALONGA, Cyr	18-7	146:21	8.1	14-26	.538	0-0	.000	5-9	.556	19	14	33	1.8	12	0	0	3	7	4	33	1.8
13	BOURGEOIS, Logan	8-0	20:37	2.6	2-6	.333	2-5	.400	0-0	.000	0	1	1	0.1	3	0	0	0	0	0	6	0.8
50	RICHARD, Callum	11-1	53:50	4.9	2-4	.500	0-0	.000	4-8	.500	8	3	11	1.0	11	1	0	1	1	1	8	0.7
23	VUNGO, Bencao	3-0	29:01	9.7	1-6	.167	0-3	.000	0-0	.000	0	3	3	1.0	3	0	0	0	0	0	2	0.7
11	PINEDO, Valentino	15-2	115:48	7.7	3-10	.300	0-0	.000	0-3	.000	12	11	23	1.5	19	0	3	5	1	4	6	0.4
10	MONTANARI, Evan	5-0	07:19	1.5	0-0	.000	0-0	.000	0-0	.000	0	1	1	0.2	0	0	0	0	0	0	0	0.0
Team											48	38	86				5					
Total		23	4625		552-1333	.414	143-486	.294	336-481	.699	286	532	818	35.6	361	3	250	246	62	184	1583	68.8
Opponents		23	4625		556-1283	.433	164-542	.303	290-395	.734	249	564	813	35.3	386	10	282	303	85	131	1566	68.1

Team Statistics

	ECU	OPP
Scoring		
Points per game	68.8	68.1
Scoring margin	+0.7	-
Field goals-att		
Field goal pct	.414	.433
3 point fg-att		
3-point FG pct	.294	.303
3-pt FG made per game	6.2	7.1
Free throws-att		
Free throw pct	.699	.734
F-Throws made per game	14.6	12.6
Rebounds		
Rebounds per game	35.6	35.3
Rebounding margin	+0.2	-
Assists		
Assists per game	10.9	12.3
Turnovers		
Turnovers per game	10.7	13.2
Turnover margin	+2.5	-
Assist/turnover ratio	1.0	0.9
Steals		
Steals per game	8.0	5.7
Blocks		
Blocks per game	2.7	3.7
Winning streak		
Home win streak	0	-
Attendance		
Home games-Avg/Game	16-4307	6-4293
Neutral site-Avg/Game	-	1-3073

Team Results

Date	Opponent		Score	Att.
11/06/2023	Ferrum	W	91-61	4529
11/11/2023	Campbell	W	77-63	4621
11/15/2023	USC Upstate	L	81-83	4585
11/19/2023	Northeastern	L	76-82	3673
11/20/2023	Ga. Southern	W	82-64	3536
11/21/2023	Kennesaw St.	W	85-84	3311
11/25/2023	at George Mason	L	59-81	3268
11/30/2023	UNCW	W	74-66	5182
12/04/2023	UMES	W	63-52	3625
12/09/2023	South Carolina	L	62-68	5568
12/14/2023	vs Florida	L	65-70	3073
12/20/2023	Delaware St.	W	79-50	3878
12/29/2023	ETSU	L	70-86	4259
01/02/2024	at Fla. Atlantic	L	64-79	3161
01/07/2024	Tulsa	W	62-57	4454
01/10/2024	at Temple	W	73-62	2003
01/13/2024	SMU	L	64-75	5213
01/17/2024	North Texas	L	59-60	4287
01/20/2024	at UAB	L	61-69	3872
01/24/2024	at Wichita St.	W	54-52	5252
01/28/2024	Temple	Wot	70-64	4132
01/31/2024	South Fla.	L	60-71	4053
02/03/2024	at Charlotte	L	52-67	8201



EAST CAROLINA SEASON STATS (CONFERENCE ONLY)

2023-24 East Carolina Men's Basketball
Combined Team Statistics
In Conference gamesPage 1/1
as of Feb 03, 2024

Game Records

Record	Overall	Home	Away	Neutral
ALL GAMES	4-6	2-3	2-3	0-0
CONFERENCE	4-6	2-3	2-3	0-0
NON-CONFERENCE	0-0	0-0	0-0	0-0

Score by Periods

Team	1st	2nd	OT	TOT
East Carolina	292	317	10	619
Opponents	311	341	4	656

Team Box Score

No.	Player				Total		3-Point		F-Throw		Rebounds													
		GP-GS	MIN	AVG	FG-FGA	FG%	3FG-3FGA	3FG%	FT-FTA	FT%	OFF	DEF	TOT	AVG	PF	DQ	A	TO	BLK	STL	PTS	AVG		
3	FELTON, RJ	10-10	357:43	35.8	57-154	.370	17-59	.288	23-28	.821	21	34	55	5.5	18	0	10	13	9	23	154	15.4		
2	AUSAR, Ezra	10-8	297:30	29.8	36-76	.474	2-6	.333	46-64	.719	19	28	47	4.7	30	0	5	21	5	7	120	12.0		
6	JOHNSON, Brandon	10-10	351:52	35.2	38-95	.400	16-52	.308	13-21	.619	21	55	76	7.6	18	0	15	15	5	13	105	10.5		
7	DIBOUNJJE, Quentin	2-0	39:43	19.9	4-10	.400	1-6	.167	6-6	1.000	3	3	6	3.0	4	0	1	2	1	1	15	7.5		
8	HAYES, Cam	10-6	271:57	27.2	28-81	.346	11-40	.275	7-9	.778	1	22	23	2.3	12	0	16	15	0	13	74	7.4		
0	PETTIFORD, Bobby	10-6	263:42	26.4	27-67	.403	2-12	.167	2-8	.250	6	21	27	2.7	15	0	32	13	0	8	58	5.8		
21	WALKER, Jaden	10-4	193:08	19.3	17-45	.378	3-8	.375	13-17	.765	4	22	26	2.6	15	0	6	13	5	5	50	5.0		
32	MALONGA, Cyr	8-6	69:53	8.7	5-10	.500	0-0	.000	5-6	.833	8	8	16	2.0	7	0	0	1	3	2	15	1.9		
1	LACOUNT, Kalib	8-0	60:50	7.6	5-17	.294	1-5	.200	3-4	.750	0	4	4	0.5	4	0	3	8	1	1	14	1.8		
13	BOURGEOIS, Logan	3-0	11:25	3.8	1-4	.250	1-3	.333	0-0	.000	0	1	1	0.3	2	0	0	0	0	0	3	1.0		
50	RICHARD, Callum	3-0	09:21	3.1	1-1	1.000	0-0	.000	0-2	.000	1	0	1	0.3	3	0	0	0	0	0	2	0.7		
23	VUNGO, Bencao	3-0	29:01	9.7	1-6	.167	0-3	.000	0-0	.000	0	3	3	1.0	3	0	0	0	0	0	2	0.7		
11	PINEDO, Valentino	6-0	49:10	8.2	2-5	.400	0-0	.000	0-2	.000	5	6	11	1.8	9	0	0	1	0	1	4	0.7		
25	BAYELA, Benjamin	5-0	19:46	4.0	1-6	.167	1-5	.200	0-0	.000	0	0	0	0.0	2	0	0	0	0	1	3	0.6		
Team											24	19	43				1							
Total		10	2025		223-577	.386	55-199	.276	118-167	.707	113	226	339	33.9	142	0	88	103	29	75	619	61.9		
Opponents		10	2025		237-556	.426	69-233	.296	113-148	.764	106	262	368	36.8	138	2	123	128	43	55	656	65.6		

Team Statistics

	ECU	OPP
Scoring		
Points per game	61.9	65.6
Scoring margin	-3.7	-
Field goals-att		
Field goal pct	.386	.426
3 point fg-att		
3-point FG pct	.276	.296
3-pt FG made per game	5.5	6.9
Free throws-att		
Free throw pct	.707	.764
F-Throws made per game	11.8	11.3
Rebounds		
Rebounds per game	33.9	36.8
Rebounding margin	-2.9	-
Assists		
Assists per game	8.8	12.3
Turnovers		
Turnovers per game	10.3	12.8
Turnover margin	+2.5	-
Assist/turnover ratio	0.9	1.0
Steals		
Steals per game	7.5	5.5
Blocks		
Blocks per game	2.9	4.3
Winning streak		
Home win streak	0	-
Attendance		
Home games-Avg/Game	5-4428	5-4498
Neutral site-Avg/Game	-	0-0

Team Results

Date	Opponent		Score	Att.
01/02/2024	at Fla. Atlantic	L	64-79	3161
01/07/2024	Tulsa	W	62-57	4454
01/10/2024	at Temple	W	73-62	2003
01/13/2024	SMU	L	64-75	5213
01/17/2024	North Texas	L	59-60	4287
01/20/2024	at UAB	L	61-69	3872
01/24/2024	at Wichita St.	W	54-52	5252
01/28/2024	Temple	Wot	70-64	4132
01/31/2024	South Fla.	L	60-71	4053
02/03/2024	at Charlotte	L	52-67	8201



► EAST CAROLINA PLAYER SEASON/CAREER STATS



2023-24 East Carolina Men's Basketball

Season/Career Statistics

All games

Page 1/1
as of Feb 06, 2024

Summary

Player	Season Statistics										Career Statistics									
	GP-GS	MIN/G	FG%	3FG%	FT%	R/G	A/G	STL	BLK	PTS/G	GP-GS	MIN/G	FG%	3FG%	FT%	R/G	A/G	STL	BLK	PTS/G
AUSAR, Ezra	22-20	28.3	.530	.417	.675	5.0	0.8	18	10	13.0	54-40	24.8	.548	.417	.608	5.2	0.6	47	24	11.1
BAYELA, Benjamin	12-0	9.7	.250	.240	1.000	1.3	0.1	7	1	2.2	36-7	13.6	.262	.275	.640	2.1	0.3	22	5	3.1
BOURGEOIS, Logan	8-0	2.6	.333	.400	.000	0.1	0.0	0	0	0.8	8-0	2.6	.333	.400	.000	0.1	0.0	0	0	0.8
DIBOUNDJIE, Quentin	14-8	21.7	.402	.260	.605	2.9	0.5	8	4	7.9	51-27	18.2	.375	.305	.684	1.9	0.8	18	8	6.6
FELTON, RJ	23-23	33.7	.415	.328	.807	6.3	1.0	47	18	16.2	81-60	27.8	.394	.318	.754	4.1	1.1	88	34	11.8
HAYES, Cam	13-8	26.9	.333	.212	.750	2.2	1.6	16	0	7.2	99-53	23.0	.366	.294	.771	2.4	2.3	93	8	7.5
JOHNSON, Brandon	21-21	33.7	.401	.331	.721	8.4	1.6	32	10	12.7	83-58	27.3	.439	.326	.710	7.1	1.4	74	48	9.6
LACOUNT, Kalib	21-1	12.2	.324	.190	.875	0.9	1.4	9	1	3.3	49-7	13.3	.325	.227	.735	1.2	1.4	21	1	3.6
MALONGA, Cyr	18-7	8.1	.538	.000	.556	1.8	0.0	4	7	1.8	18-7	8.1	.538	.000	.556	1.8	0.0	4	7	1.8
MONTANARI, Evan	5-0	1.5	.000	.000	.000	0.2	0.0	0	0	0.0	5-0	1.5	.000	.000	.000	0.2	0.0	0	0	0.0
PETTIFORD, Bobby	23-18	28.2	.458	.317	.636	2.4	3.5	21	1	8.1	69-18	16.6	.481	.296	.667	1.6	2.0	33	2	4.0
PINEDO, Valentino	15-2	7.7	.300	.000	.000	1.5	0.2	4	1	0.4	36-2	5.9	.421	.000	.625	0.9	0.1	5	2	0.7
RICHARD, Callum	11-1	4.9	.500	.000	.500	1.0	0.0	1	1	0.7	11-1	4.9	.500	.000	.500	1.0	0.0	1	1	0.7
VUNGO, Bencao	3-0	9.7	.167	.000	.000	1.0	0.0	0	0	0.7	3-0	9.7	.167	.000	.000	1.0	0.0	0	0	0.7
WALKER, Jaden	22-6	21.5	.386	.258	.632	3.0	1.5	17	8	5.5	91-31	21.2	.393	.302	.614	3.2	1.9	87	17	5.1

Scoring

Player	Season Statistics								Career Statistics							
	FG-FGA	FG%	3FG-3FGA	3FG%	FT-FTA	FT%	PTS	PTS/G	FG-FGA	FG%	3FG-3FGA	3FG%	FT-FTA	FT%	PTS	PTS/G
AUSAR, Ezra	87-164	.530	5-12	.417	106-157	.675	285	13.0	210-383	.548	5-12	.417	175-288	.608	600	11.1
BAYELA, Benjamin	8-32	.250	6-25	.240	4-4	1.000	26	2.2	34-130	.262	28-102	.275	16-25	.640	112	3.1
BOURGEOIS, Logan	2-6	.333	2-5	.400	0-0	.000	6	0.8	2-6	.333	2-5	.400	0-0	.000	6	0.8
DIBOUNDJIE, Quentin	37-92	.402	13-50	.260	23-38	.605	110	7.9	105-280	.375	47-154	.305	78-114	.684	335	6.6
FELTON, RJ	132-318	.415	42-128	.328	67-83	.807	373	16.2	346-879	.394	121-381	.318	144-191	.754	957	11.8
HAYES, Cam	35-105	.333	11-52	.212	12-16	.750	93	7.2	260-711	.366	99-337	.294	128-166	.771	747	7.5
JOHNSON, Brandon	89-222	.401	39-118	.331	49-68	.721	266	12.7	271-617	.439	89-273	.326	169-238	.710	800	9.6
LACOUNT, Kalib	22-68	.324	4-21	.190	21-24	.875	69	3.3	55-169	.325	15-66	.227	50-68	.735	175	3.6
MALONGA, Cyr	14-26	.538	0-0	.000	5-9	.556	33	1.8	14-26	.538	0-0	.000	5-9	.556	33	1.8
MONTANARI, Evan	0-0	.000	0-0	.000	0-0	.000	0	0.0	0-0	.000	0-0	.000	0-0	.000	0	0.0
PETTIFORD, Bobby	76-166	.458	13-41	.317	21-33	.636	186	8.1	115-239	.481	16-54	.296	30-45	.667	276	4.0
PINEDO, Valentino	3-10	.300	0-0	.000	0-3	.000	6	0.4	8-19	.421	0-0	.000	10-16	.625	26	0.7
RICHARD, Callum	2-4	.500	0-0	.000	4-8	.500	8	0.7	2-4	.500	0-0	.000	4-8	.500	8	0.7
VUNGO, Bencao	1-6	.167	0-3	.000	0-0	.000	2	0.7	1-6	.167	0-3	.000	0-0	.000	2	0.7
WALKER, Jaden	44-114	.386	8-31	.258	24-38	.632	120	5.5	171-435	.393	38-126	.302	86-140	.614	466	5.1

Totals

Player	Season Statistics								Career Statistics							
	O-REB	D-REB	TOTAL	PF	FO	A	TO	A/TO	O-REB	D-REB	TOTAL	PF	FO	A	TO	A/TO
AUSAR, Ezra	48	63	111	62	1	18	54	0.3	109	173	282	148	7	33	110	0.3
BAYELA, Benjamin	7	9	16	18	0	1	3	0.3	22	54	76	69	1	10	14	0.7
BOURGEOIS, Logan	0	1	1	3	0	0	0	0.0	0	1	1	3	0	0	0	0.0
DIBOUNDJIE, Quentin	15	26	41	23	0	7	14	0.5	31	67	98	61	0	41	42	1.0
FELTON, RJ	51	93	144	43	0	24	31	0.8	127	203	330	144	1	93	100	0.9
HAYES, Cam	2	27	29	17	0	21	21	1.0	21	215	236	154	2	230	151	1.5
JOHNSON, Brandon	45	132	177	46	1	34	34	1.0	170	420	590	189	4	116	107	1.1
LACOUNT, Kalib	3	16	19	21	0	30	18	1.7	18	43	61	56	1	71	58	1.2
MALONGA, Cyr	19	14	33	12	0	0	3	0.0	19	14	33	12	0	0	3	0.0
MONTANARI, Evan	0	1	1	0	0	0	0	0.0	0	1	1	0	0	0	0	0.0
PETTIFORD, Bobby	14	42	56	39	0	80	28	2.9	24	83	107	70	0	135	74	1.8
PINEDO, Valentino	12	11	23	19	0	3	5	0.6	17	15	32	36	0	5	11	0.5
RICHARD, Callum	8	3	11	11	1	0	1	0.0	8	3	11	11	1	0	1	0.0
VUNGO, Bencao	0	3	3	3	0	0	0	0.0	0	3	3	3	0	0	0	0.0
WALKER, Jaden	14	53	67	44	0	32	29	1.1	53	241	294	171	2	173	152	1.1



THE AMERICAN

The American Athletic Conference, which has established itself as a preeminent NCAA Division I Football Bowl Subdivision conference, enters its second decade poised to continue its remarkable ascension to national prominence.

As of July 1, 2023, The American consists of 15 prestigious institutions: the University of Alabama at Birmingham, the University of North Carolina Charlotte, East Carolina University, Florida Atlantic University, the University of Memphis, the United States Naval Academy (in football only), the University of North Texas, Rice University, the University of South Florida, Southern Methodist University, Temple University, the University of Texas at San Antonio, Tulane University, the University of Tulsa, and Wichita State University (in basketball and Olympic sports).



Under the leadership of commissioner Mike Aresco, The American has fashioned an impressive list of accomplishments in the competitive arena, in the classroom and in support of student-athlete welfare. The American is firmly entrenched among the elite conference thanks to its collection of national team and individual championships, its football and basketball postseason victories, its expansive media rights contract with ESPN, and its commitment to providing the highest levels of support for student-athletes.

The league has produced four NCAA championship teams in addition to a College Football Playoff semifinalist, four New Year's Six bowl champions, two NCAA Men's Final Four participants, six Women's Final Four teams, an NIT champion, 15 NCAA individual championships, and a Rhodes Scholar. Additionally, American Athletic Conference teams have advanced to the College World Series, qualified for the match play round of the NCAA Men's Golf Championship and registered multiple top-10 finishes at the NCAA Cross Country and Outdoor Track and Field championships.

In the 2023-24 season, The American will be the only Division I conference to have a New Year's Six bowl winner (Tulane) and an NCAA Men's Final Four participant (Florida Atlantic) in its ranks.

The American has seen a member school claim a spot in a New Year's Six bowl eight times in the league's first 10 football seasons, including the 2022 campaign, when Tulane capped the biggest one-year turnaround in major college football history with a thrilling win against USC in the Goodyear Cotton Bowl Classic.

Individual teams in The American have enjoyed some of their best football seasons in program history as members of the conference. Tulane went 12-2 and earned a top-10 final ranking in 2022. Navy won a program-record 11 games in 2015, its first season in the conference, and matched that mark with its 2019 campaign. Memphis, which had not won 10 games in a season since 1938, has registered three 10-win seasons in the last eight years (2015, 2017, 2019), including a school-record 12 wins in 2019. Temple enjoyed its first 10-win season in school history in 2015. South Florida finished in the top 25 for the first two times in program history (2016, 2017). SMU returned to national prominence in 2019 with a 10-win season, during which the Mustangs were ranked as high as No. 14 nationally. Tulsa returned to the top 25 for the first time in 11 years in 2020. East Carolina earned a top-20 ranking in 2014.

Since the conference's reconstitution in 2013-14, teams from The American have registered top-10 national rankings in football, men's basketball, women's basketball, baseball, men's soccer, women's soccer, women's lacrosse, men's golf, women's rowing, men's tennis, women's tennis, men's cross country, men's track and field, and women's track and field.

American Athletic Conference student-athletes have distinguished themselves in all facets of intercollegiate athletics. Memphis quarterback Brady White was the 2020 winner of the National Football Foundation's James V. Campbell Trophy as the top scholar-athlete in college football. Temple linebacker Tyler Matakevich won the Bednarik Award and the Nagurski Trophy as the nation's top defensive player in 2015, while Tulsa linebacker Zaven Collins repeated that feat in 2020. The American has had four top-10 Heisman Trophy finishes including Navy quarterback Keenan Reynolds, who was fifth in 2015. Reynolds was also selected as the winner of the 2016 AAU James E. Sullivan Award as the nation's top amateur athlete.

Additionally, SMU's Avery Ackers was chosen as the Division I women's volleyball Academic All-America of the Year in 2015, South Florida star Georgina Corrick was the Division I softball Academic All-America of the Year in 2022, while Tulsa cross country standout Kirk Smith was chosen as a Rhodes Scholar in the fall of 2016.

American Athletic Conference alumni have made their mark in professional and international sports as well. A number of American Athletic Conference athletes have been selected in the first round of the professional entry drafts in football, basketball, baseball and soccer, including former Memphis center James Wiseman, who was the No. 2 pick in the 2020 NBA Draft, and former Wichita State third baseman Alec Bohm, the No. 3 selection in the 2018 Major League Baseball Draft. Former SMU standout Bryson DeChambeau, who was the 2014 American Athletic Conference individual champion, went on to win the 2015 NCAA Championship and the 2015 US Amateur before enjoying a remarkable pro career that has included the 2020 U.S. Open title. Former Memphis tennis player Joe Salisbury, a 2014 all-conference selection, has gone on to win five Grand Slam championships in men's doubles and mixed doubles. Former Tulane standout Dominik Koepfer has earned a top-50 world ranking in men's tennis and reached the fourth round of the US Open in 2019.

The American announced a lucrative and comprehensive media rights extension with ESPN in May of 2019, providing the conference with a stronger and more extensive presence on ESPN's primary television networks (ABC, ESPN, ESPN2, ESPNU). Since the extension took effect in the 2020-21 academic year, a minimum of 40 regular-season football telecasts and 60 regular-season men's basketball games per season will appear on those primary networks. Nearly every conference-controlled game in all sports will appear either on an ESPN network or on ESPN+.

The first eight American Athletic Conference Football Championships were televised by ABC as part of Championship Saturday. Subsequent championship games will appear on either ABC or ESPN through the duration of the 12-year extension.

Away from the competitive arena, The American has established itself as a leader in the area of student-athlete wellness, both through the adoption of NCAA autonomous legislation on matters including full cost of attendance and nutrition. The conference, in conjunction with its Student-Athlete Advisory Committee has also launched the Powerful Minds campaign to improve awareness and education on mental issues and recognize the scholarly achievements of the conference's student-athletes.

MEET THE MEMBERS



University of Alabama at Birmingham

Head Coach: Andy Kennedy (4th season, 17th overall)
2022-23 Record: 29-10 (14-6 C-USA)
Location: Birmingham, Ala. (Bartow Arena)
Top Returners: Eric Gaines (11.5 ppg, 4.3 apg), Javian Davis (6.4 ppg, 4.0 rpg)



UNC Charlotte

Head Coach: Aaron Fearn (1st season)
2022-23 Record: 22-14 (9-11 C-USA)
Location: Charlotte, N.C. (Hilton Arena)
Top Returners: Lu'Cye Patterson (10.2 ppg, 3.3 rpg), Igor Milicic Jr. (7.7 ppg, 4.1 rpg)



East Carolina University

Head Coach: Michael Schwartz (2nd season, 2nd overall)
2022-23 Record: 16-17 (6-12 AAC)
Location: Greenville, N.C. (Williams Arena at Minges Coliseum)
Top Returners: RJ Felton (13.8 ppg, 4.5 rpg), Brandon Johnson (12.3 ppg, 8.1 rpg)



Florida Atlantic University

Head Coach: Dusty May (6th season, 6th overall)
2022-23 Record: 35-4 (17-0 C-USA)
Location: Boca Raton, Fla. (Eleanor R. Baldwin Arena)
Top Returners: Johnell Davis (13.8 ppg, 5.4 rpg), Alijah Martin (13.4 ppg, 5.3 rpg)



University of Memphis

Head Coach: Penny Hardaway (6th season, 6th overall)
2022-23 Record: 26-9 (13-5 AAC)
Location: Memphis, Tenn. (FedEx Forum)
Top Returners: Malcolm Dandridge (5.8 ppg, 3.6 rpg), Jayden Hardaway (5.7 ppg, 3.6 rpg)



University of North Texas

Head Coach: Ross Hodge (1st season, 1st overall)
2022-23 Record: 31-7 (16-4 C-USA)
Location: Denton, Texas (The Super Pit)
Top Returners: Aaron Scott (7.0 ppg, 5.5 rpg), Rubin Jones (6.7 ppg, 3.0 rpg)



Rice University

Head Coach: Scott Pera (7th season, 7th overall)
2022-23 Record: 19-16 (8-12 C-USA)
Location: Houston, Texas (Tudor Fieldhouse)
Top Returners: Travis Ewe (15.6 ppg, 2.7 apg), Max Fiedler (11.1 ppg, 7.6 rpg)




University of South Florida

Head Coach: Amir Abdul-Rahim (1st season, 5th overall)
2022-23 Record: 14-18 (7-11 AAC)
Location: Tampa, Fla. (Yuengling Center)
Top Returners: Selton Miguel (10.3 ppg, 3.2 rpg), Sam Hines Jr. (6.8 ppg, 5.5 rpg)



Southern Methodist University

Head Coach: Rob Lanier (2nd season, 9th overall)
2022-23 Record: 10-22 (5-13 AAC)
Location: Dallas, Texas (Moody Coliseum)
Top Returners: Zhuric Phelps (17.5 ppg, 3.2 apg), Samuel Williamson (9.3 ppg, 7.3 rpg)



Temple University

Head Coach: Adam Fisher (1st season, 1st overall)
2022-23 Record: 16-16 (10-8 AAC)
Location: Philadelphia, Pa. (Liacouras Center)
Top Returners: Hysier Miller (8.6 ppg, 3.8 apg), Jahliil White (5.8 ppg, 5.1 rpg)



University of Texas at San Antonio

Head Coach: Steve Henson (8th season, 8th overall)
2022-23 Record: 10-22 (4-16 C-USA)
Location: San Antonio, Texas (Convocation Center)
Top Returners: Christian Tucker (4.8 ppg, 1.4 apg), Massal Diouf (2.0 ppg, 2.7 rpg)



Tulane University

Head Coach: Ron Hunter (5th season, 30th overall)
2022-23 Record: 20-11 (12-6 AAC)
Location: New Orleans, La. (Avron B. Fogelman Arena at Devlin Fieldhouse)
Top Returners: Jaylen Forbes (18.5 ppg, 5.0 rpg), Kevin Cross (14.8 ppg, 6.7 rpg)



University of Tulsa

Head Coach: Eric Konkol (2nd season, 9th season)
2022-23 Record: 5-25 (1-17 AAC)
Location: Tulsa, Okla. (Donald W. Reynolds Center)
Top Returners: Ari Seals (0.8 ppg, 1.0 rpg)



Wichita State University

Head Coach: Paul Mills (1st season, 7th overall)
2022-23 Record: 17-15 (9-9 AAC)
Location: Wichita, Kan. (Charles Koch Arena)
Top Returners: Kenny Pohto (8.7 ppg, 5.7 rpg), Xavier Bell (4.0 ppg, 0.9 rpg)

► **HEAD COACH MICHAEL SCHWARTZ (TEXAS '99)**

Michael Schwartz enters his second season as head coach of the East Carolina men's basketball program after being appointed the 24th head coach in program history on March 16, 2022.

In Schwartz's first season at the helm, the Pirates posted a 16-17 overall record and a 6-12 mark in conference play. The 16 wins were the most for the Pirate program in nearly a decade (2013-14) and the six conference victories tied for the most since the Pirates joined the American prior to the start of the 2014-15 season. ECU defeated South Florida 73-58 in the first round of the AAC tournament to win its first game in the tournament since 2017. Under Schwartz's guidance, Ezra Ausar led all AAC freshmen in field goal percentage at 56 percent (5th best in AAC) to become the first Pirate freshman since 2019 to be unanimously selected to the

All-AAC Freshman Team. The Pirates were also one of the league's top offensive rebounding clubs at 12.2 per game and in rebounding margin at +2.1, led by Brandon Johnson's 8.1 rebounds and 10 double-doubles.

Considered one of the most versatile and well-rounded assistant coaches in college basketball, Schwartz spent the last seven seasons on staff at the University of Tennessee – including four as the associate head coach. In the fall of 2019, Schwartz earned feature placement on The Athletic's list of the nation's top-25 up-and-coming college basketball coaches.

Tennessee Head Coach Rick Barnes entrusted Schwartz with the role of defensive coordinator for each of the last five seasons, a move that yielded extraordinary results, as the Vols owned a 118-45 record dating to the start of the 2017-18 campaign. During the 2020-21 season, Tennessee posted the nation's fourth-best defensive efficiency rating, per KenPom.com—its second top-10 finish in four years. Additionally, Schwartz's schemes resulted in the Vols leading the Southeastern Conference in scoring defense in 2018 (65.7), 2021 (63.5) and 2022 (62.8). Schwartz's leadership was instrumental in helping guide the Big Orange to the 2022 SEC Tournament title, 2018 regular-season SEC Championship, an appearance in the 2018 SEC Tournament Championship Game and a No. 3 seed in the 2018 NCAA Tournament where the Vols advanced to the second round. Tennessee's defensive statistics during that 2017-18 season stood among the top programs nationally.

The Vols led the SEC in scoring defense and ranked sixth nationally in KenPom's defensive efficiency ratings. There was no drop-off in 2018-19. Tennessee led the SEC in field-goal percentage defense (.393) and blocks per game (5.4). The team's 199 total blocks stood as a school record. The Vols held 17 opponents to fewer than 70 points and eight opponents to fewer than 60. And three Vols who benefited from Schwartz's tutelage were selected in the 2019 NBA Draft. For four consecutive weeks—amid a school-record 19-game win streak—Tennessee stood atop the Associated Press Top 25 rankings. During that span, McDonald's All-American Josiah-Jordan James signed with UT, validating Schwartz's years of tireless effort as the elite guard's primary recruiter.

The Vols earned a No. 2 seed for the 2019 NCAA Tournament, advanced to the Sweet Sixteen and finished the season ranked fifth in the coaches' poll. In 2019-20, Schwartz's defensive schemes saw UT lead the SEC in blocks while ranking second in scoring defense during league play. Junior forward Yves Pons, another standout recruited by Schwartz, was named the 2020 SEC Defensive Player of the Year—the first Tennessee player ever to win the award. Tennessee finished the 2020-21 season with the nation's fourth-rated defensive efficiency, per KenPom, while ranking 13th nationally in defensive turnover percentage—forcing turnovers on 22.8 percent of its opponents' possessions. Schwartz has handled the scouting duties for numerous wins over the past five seasons, including triumphs over No. 3 Auburn, No. 15 Kansas and No. 18 Purdue, four wins over Kentucky (two on the road), a pair victories vs. Georgia Tech and a win against Wright State in the NCAA Tournament. An outstanding scout and floor coach, Schwartz played a key role in the development of Tennessee's 2016-17 freshman class, which was responsible for 44 percent of the team's scoring that season and finished the year as the highest-scoring crop of freshmen in program history (1,040 points). Forward Grant Williams anchored that class and developed into a two-time SEC Player of the Year, a consensus first-team All-American and a first-round NBA Draft pick.

Schwartz spent the 2015-16 season as an assistant coach, offensive coordinator and recruiting coordinator at Tulsa, helping the Golden Hurricane advance to the NCAA Tournament. Prior to that, he spent four seasons as the lead assistant under Rodney Terry (another former Barnes assistant) at Fresno State, including one year as associate head coach.

Shouldering responsibility for Fresno's in-game coordination, recruiting, scouting and skill development, Schwartz helped guide the Bulldogs to their first 20-win season and postseason appearance in seven years—the finals of the College Basketball Invitational—in 2013-14. That same year, Paul Watson was named Mountain West Freshman of the Year and selected to the Kyle Macy Freshman All-American Team. Fresno State produced an NBA guard during Schwartz's time on staff there, as Tyler Johnson (2011-14) spent four seasons with the Miami Heat. During Johnson's three seasons with Schwartz on staff at FSU, his scoring average, field-goal percentage, 3-point percentage and free-throw percentage all improved each year.

Schwartz also helped spearhead the assembly of some of Fresno State's highest-rated recruiting classes. The Bulldogs beat out several Pac 12 schools to sign shooting guard Marvelle Harris, who in 2016 became Fresno's all-time leading scorer and the Mountain West Player of the Year as well as earning AP All-American acclaim.

No stranger to the Southeast and East Coast, Schwartz spent six years on staff at Miami (Fla.) in the Atlantic Coast Conference—the first two as coordinator of basketball operations and the final four as a full-time assistant coach.

As an assistant in Coral Gables, Schwartz helped lead the Hurricanes to an 83-52 record, appearances in the Top 25 rankings and three postseason appearances in four years. His impact was immense during Miami's historic 2007-08 campaign, which included the second-most wins in school history (23), a school-record 14 home wins and a program-best fifth-place finish in the ACC. Miami earned a No. 7 seed in the 2008 NCAA Tournament and defeated St. Mary's before falling to Barnes' No. 2-seeded Texas squad in the second round. In Schwartz's operations role at Miami, he handled video responsibilities, film breakdown, opponent scouting, oversight of recruiting mailings and served as a liaison with the program's managerial staff.

Schwartz's tenure in southern Florida was preceded by a one-year stint as an assistant coach at the University of Texas at San Antonio, a position he attained after working as Barnes' video coordinator at Texas for two seasons.

While working in a full-time capacity alongside Barnes at Texas, Schwartz was a part of a Longhorns program that posted a two-year record of 51-15, produced a pair NBA Draft picks (guards T.J. Ford and Royal Ivey) and advanced to the 2003 Final Four and the 2004 Sweet Sixteen.

Following his prep career at Beverly Hills High School, Schwartz played two seasons of college basketball at Sonoma State University in Rohnert Park, California. He then transferred to Texas where he concluded his playing career and was a member of Barnes' 1999 Big 12 championship team. After Schwartz earned his degree in speech communication studies from Texas in 1999, Barnes appointed Schwartz to a graduate assistant position, which he held from 1999-2001.

Schwartz also boasts valuable experience with USA Basketball, having served in a support capacity for the 2000 USA Youth Development Festival, the 2000 USA National Select Team—coached by Mike Jarvis and Bob Huggins and featuring future NBA stars Shane Battier and Jason Richardson—and the 2001 Young Men's World Championship Trials.

► **SCHWARTZ'S STOPS**

► East Carolina (Head Coach, Second Season)	2022-pres.
► Tennessee (Associate Head Coach)	2019-2022
► Tennessee (Assistant Coach)	2016-2019
► Tulsa (Assistant Coach)	2015-2016
► Fresno State (Associate Head Coach)	2014-2015
► Fresno State (Assistant Coach)	2011-2014
► Miami (Fla.) (Assistant Coach)	2007-2011
► Miami (Fla.) (Coordinator of Basketball Operations)	2005-2007
► Texas-San Antonio (Assistant Coach)	2004-2005
► Texas (Video Coordinator)	2002-2004
► Long Beach State (Operations/Video Assistant)	2001-2002
► Texas (Graduate Assistant)	1999-2001

► **SCHWARTZ'S HEAD COACHING RECORD VS. OPPONENTS**

Campbell	2-0	North Texas	0-1
Charlotte	0-1	Old Dominion	0-1
Cincinnati	0-1	Presbyterian	0-0
Coppin State	1-0	SMU	1-1
Delaware State	0-1	South Carolina	0-1
East Tennessee State	0-1	South Carolina State	0-1
Ferrum	0-1	South Florida	1-2
Florida Atlantic	0-1	Temple	1-1
Florida	0-1	Toledo	1-0
George Mason	0-1	Lulane	1-0
Georgia Southern	0-0	Tulsa	2-0
Hampton	0-0	UAB	0-2
High Point	0-0	UCF	0-2
Houston	0-2	UMES	1-0
Indiana State	0-1	UNC Wilmington	1-1
Kennesaw State	1-0	USC Upstate	0-1
Mercer	1-0	UT Arlington	1-0
Memphis	0-1	Wichita State	2-1
Northeastern	0-1		

**JAKE MORTON (MIAMI [FL], '93)**

Jake Morton is entering his second season with the Pirates after being named an assistant coach in April of 2022. Prior to arriving at East Carolina, Morton helped lead Jacksonville State to a 21-11 record in 2021-22 and an appearance in the NCAA tournament. Under Morton's guidance, the Gamecocks tallied program-best numbers in team wins and appeared in the Ohio Valley Conference Tournament each year.

Morton spent the 2014-15 and 2015-16 seasons at Coppin State under head coach Michael Grant, where the Eagles ranked among the national leaders in three-point percentage, turnovers forced and offensive rebounding. Prior to arriving at Coppin State, Morton also made coaching stops at Western Kentucky, Miami and James Madison.

RILEY DAVIS (TEXAS, '11)

Riley Davis is in his second year as an assistant coach for the Pirates after joining the staff in April of 2022. Davis sent his previous four years at UT Arlington and during his time with the Mavericks, Davis played an integral role in leading the team to finish in the top-40 nationally in assist-to-turnover ratio, three-point percentage defense, fewest turnovers per game, and assists per game. Before arriving at UTA, Davis served

as the video coordinator and director of player development at Tennessee for two seasons. Davis also spent seven seasons at his alma mater, Texas, as a volunteer assistant and assisted in video coordination and internal operations.

REGGIE WILLIAMS (VMI, '08)

Reggie Williams is in his second season with the Pirates and in his first as assistant coach after serving as director of player personnel last season. Williams holds a decorated 11-year professional basketball career which included tenures with the Golden State Warriors, Charlotte Hornets, Oklahoma City Thunder, San Antonio Spurs and New Orleans Pelicans. Williams played collegiately at the Virginia Military Institute

where he led the NCAA in scoring for two straight seasons, becoming one of nine players in NCAA Division I history to do so - joining "Pistol" Pete Maravich and Oscar Robertson. Williams finished his collegiate career as the all-time leading scorer in VMI, Big South Conference and Virginia state Division I history with 2,556 points, while ranking fourth all time in VMI history in rebounds (820), fourth in three-point field goals made (196), sixth in assists (368) and sixth in steals (175). In 2010, Williams became the fifth VMI athlete in school history to have his jersey retired.

MARK ADAMS (TEXAS TECH, '79)

Mark Adams enters his first season in Greenville after being announced to the Pirates' coaching staff on July 14, 2023. Adams recently served as the head coach at Texas Tech for two seasons where he led the Red Raiders to the NCAA Tournament Sweet 16 and a 27-10 record in his first season, earning 2022 Associated Press Big 12 Coach of the Year and the Jim Phelan National Coach of the Year honors. Adams boasts a career head coaching record of 597-269 in 25 seasons.

In Adams' first season in Lubbock, the Red Raiders went 18-0 at home for the first time in program history, earned the third seed in the Big 12 Championship tournament where they reached to the finals for the second time in program history and advanced to the Sweet 16 for the fifth time since the expansion of the national tournament. His 27 wins are the most by a first-year head coach in Texas Tech basketball history.

JOSH GIARDINA (MARYMOUNT [VA.], '20)

Josh Giardina is in his second season with the Pirates and his first as an assistant coach for the East Carolina men's basketball program. Giardina's most recent stop was on Rick Barnes' staff at Tennessee as a graduate assistant for the 2021-2022 season. He played a key role in the development of the All-SEC Freshman Zakai Zeigler and All-SEC point guard and SEC Tournament MVP Kennedy Chandler. Prior to Tennessee, Giardina spent the 2020-21 season as a graduate assistant at Radford University under head coach Mike Jones. Radford was

projected to finish fifth in the Big South standings. The 2020-2021 Highlanders incoming recruiting class added 8 new players to the program, 5 of which were freshman. Radford outperformed expectations and turned in a second-place finish with a 12-6 league mark.

MATTHEW WINSBERG (LSU, '20)

Matt Winsberg is in his second season as the Assistant to the Head Coach for the men's basketball program at ECU. Winsberg most recently served as an assistant coach with the men's basketball program at Lincoln Trail College during the 2021-22 campaign. He coached the freshman of the year in the league, Greg Jenkins, assisting in his player and character development. From 2019-21 he was analytics coordinator at UT Arlington where he worked under head coach Chris Ogden and

alongside current Pirate assistant coach Riley Davis. In 2018-19, Winsberg lived in Israel for 11 months. He was the video coordinator and head scout for the first division professional club Maccabi Ashdod, working under head coach Brad Greenberg, who previously served as the Philadelphia 76ers General Manager. Previously, he was the assistant director of basketball operations with the University of New Orleans, serving under head coach Mark Slessinger.

JESSE HIGDON (TENNESSEE, '22)

Jesse Higdon is in her second year as Director of Operations for East Carolina men's basketball. Prior to arriving in Greenville, Higdon served as an arena management assistant for Thompson-Boling Arena at Tennessee since 2016 as both a student then full-time employee, helping with operations for both concerts and sporting events in 21,600-person venue including ticketing, customer service, event preparation, VIP area coordination and event liaison for concert tours. In

addition to her duties with Thompson-Boling Arena, Higdon worked with Tennessee Athletics in ticketing, event management, hospitality and administration. Higdon is slated to complete requirements for a Master of Business Analytics from the Haslam College of Business in May.

NATE CLARK (LOCK HAVEN, '01)

Nate Clark is in his 16th year as the men's basketball athletic trainer at ECU. He joined the Pirate athletic program in the summer of 2008 and works primarily with the men's basketball team while supervising several Olympic sports. Prior to arriving at ECU, Clark spent five years as an assistant athletic trainer at North Carolina Wesleyan, serving as the head football trainer and the primary athletic trainer for baseball. Clark began his career in sports medicine as a student athletic trainer at Lock

Haven University. After completing his undergraduate studies, he served as a graduate assistant at Ohio University during the 2001-02 season, working primarily with the Bobcats' football program. From there, he spent one season as a resident athletic trainer at Lafayette College before becoming a part of the athletic training staff at N.C. Wesleyan.

**KEITH POUGH (HOWARD, '13)**

Keith Pough is in his second season as an assistant strength and conditioning coach at East Carolina University. Pough joins the staff off a four-year stint as the Assistant Director of Basketball Performance at the University of Maryland. There, he worked with the nationally-ranked women's basketball team, overseeing the Terrapins' performance and nutrition regimens on a daily basis. During his time in College Park, which also included a year as a basketball performance intern, Pough helped Maryland capture

five Big Ten Conference regular season titles, four tournament championships and advance to the NCAA Tournament Sweet 16 three times (2017, 2021 and 2022). Pough is a Certified Strength and Conditioning Specialist (CSCS) through the National Strength and Conditioning Association. He is also a certified Level-I Sports Performance Coach from United States Weightlifting Association, a certified fascial stretch therapist, has FMS level I and Precision Nutrition Level I certifications, and is certified in Applied Functional Science by Gray Institute. As a four-year captain and starting linebacker for Howard University's football team, Pough recorded 350 tackles during his career, set multiple FCS national records for tackles for loss in a season (29), game (6), and career (72.5). In addition to setting records, Pough was a three-time SBN Sports Black College All-American, three-time Phil Steele Publications Post Season First Team All-American, three-time Walter Camp Football Foundation FCS First Team All-American, three-time First Team All MEAC, 2012 MEAC Defensive Player of the Year, MEAC sports 50th Anniversary All Football Team, 88th East West Shrine Bowl Defensive Captain, the 2013 Pat Tillman Character Award Recipient, and was named to the AP FCS All-American team three times.

JENNIFER BONNER (EAST CAROLINA, '99)

Jennifer Bonner was appointed to the East Carolina University Office of Student Development staff in April of 2005 and currently serves as the department's assistant director, men's basketball academic coordinator and learning specialist/tutor coordinator. In addition to handling various leadership roles within the division, Bonner spearheads the learning assistance program by providing individual skill consultations, overseeing student evaluation referrals, acting as a liaison between the office and

ECU's Disability Support Services and directing student-athlete study halls. From 2005 to 2014, she had oversight of student development's successful summer freshmen orientation program. As the men's basketball academic tutor, the Pirates set a team cumulative grade point average (GPA) record in the spring of 2019, established an academic year GPA record for 2018-19, earned the 2018-19 National Association of Basketball Coaches (NABC) Academic Excellence Award and received a 1,000 academic progress rate (APR) score in the 2019-2000 academic year. Bonner both held and currently holds committee assignments and affiliations with numerous internal and external entities, including the ECU Student Development Tutorial Services Committee (chair), Academic Integrity Education Committee (chair), Study Hall Taskforce (chair), Freshman Orientation Committee, ECU Mentor Summit, ECU Tutor Advisory Board, College Reading and Learning Association (CRLA) and the National Association of Academic Advisors for Athletics (N4A).

GRADY DILLON (EAST CAROLINA, '20)

Grady Dillon is entering his second year overseeing media relations for the men's basketball program. A 2020 graduate of East Carolina University, Dillon recently earned his master's in Sports Administration at the University of Louisville while serving as a graduate assistant in the athletics department for sports information. In his role, Dillon assisted with coverage of the Cardinals' 22 sports including postseason coverage of women's basketball, volleyball and baseball. During the spring, Dillon served as the

primary contact for men's tennis and covered the team in the 2022 ACC Men's Tennis Tournament and 2022 NCAA Men's Tennis Tournament. Dillon also served as the editor of the football and men's basketball digital game programs. The Greenville, N.C. native earned his degree in Communication while at ECU, where he assisted the media relations department with football, men's and women's basketball and baseball through his four years as a student. During his senior year, Dillon was an intern with the ECU News Services office and wrote monthly feature stories called 'Pirate Profiles', which highlight outstanding students and faculty at the university.

► WILLIAMS ARENA AT MINGES COLISEUM

One of the most intimate and fan friendly arenas in all of NCAA Division I is Williams Arena at Minges Coliseum, home of East Carolina men's and women's basketball and volleyball. The cozy 7,100-seat arena gives the Pirates a distinct home court advantage.

Now in its 57th season of hosting Pirate basketball, the coliseum is connected to the second level of the Murphy Center by an indoor walkway. The floor inside Williams Arena at Minges Coliseum received

a fresh look prior to the 2019-20 season with new designs and logos, while a new video boards and scoreboards were installed in previous years. Courtside seating was also instituted in recent years and prior to this season, new LED lighting was installed along with 422 chairbacks to further enhance the gameday experience for Pirate fans.

The men's basketball team has compiled an overall record of 487-283 in 56 seasons at Minges Coliseum and in the over the past 13 seasons, the Pirates have won at least 10 or more home contests in six of those seasons highlighted by a 17-4 mark in 2012-13. The single-game record for attendance for a men's basketball game at Minges is 8,081 that saw ECU take down Dwyane Wade and No. 9 Marquette 73-70 on Dec. 30, 2002.

Constructed at a cost of \$2 million, Minges Coliseum was dedicated on Jan. 27, 1968, in the name of the Minges family of Greenville, N.C. As owners of Pepsi-Cola bottling operations in Greenville, Kinston and New Bern, the Minges family has provided leadership and support of East Carolina University Athletics over the years, going back to the days when the late Dr. Ray Minges served as President of the Century Club (forerunner of the Pirate Club), from 1965-68. After 27 years of basketball, Minges Coliseum underwent a facelift prior to the 1994-95 season. The renovations, totaling almost \$12 million, have made the arena one of the finest on-campus basketball facilities on the East Coast.

Williams Arena is named in honor and recognition of Walter and Marie Williams for their support of East Carolina Athletics over the years. As alumni of East Carolina College, Walter and Marie have endowed two Men's Basketball Position scholarships, the Spirit of the East Post-Eligibility Scholarship, and an unrestricted student-athlete scholarship on behalf of the University's athletics program. Further, through Trade Oil Company, the Williams family gave the first \$1 million gift ever given to the Educational Foundation in support of ECU Athletics, through the Shared Visions Campaign. In addition to his financial support, Walter Williams has given his time unselfishly in support of the Pirate Club. During 1997-98, Walter served as Executive President of the Educational Foundation.

In addition to showcasing ECU basketball and volleyball, Williams Arena is also an outstanding venue for University and local high school graduation ceremonies, concerts and other entertainment events throughout the year. The arena previously served as home of the North Carolina High School Athletic Association (NCHSAA) Eastern Regional Boy's Championships. The Harlem Globetrotters, National Basketball Association (NBA) and World Wrestling Entertainment (WWE) have also visited Minges Coliseum throughout the years. Presidents George W. Bush and Barack Obama have also given speeches inside the coliseum.

Last Five Seasons:

2022-23: 10-6

2021-22: 12-4

2020-21: 7-6

2019-20: 9-7

2018-19: 9-9

All-Time Record: 496-290 (57 seasons)



#0 • GUARD • BOBBY PETTIFORD JR. • JR. (DURHAM, N.C./KANSAS)



SEASON HIGHS (2023-24)

Points	24 vs. UNCW (11/30/23)
Rebounds	5(3x) latest vs. Temple (1/28/24)
Assists	7 vs. Campbell (11/11/23)
Steals	5 vs. Florida (12/14/23)
Blocks	1 vs. South Carolina (12/9/23)
FGM	8 vs. UNCW (11/30/23)
FGA	14(2x) latest at FAU (1/2/24)
3PM	4 vs. Kennesaw St. (11/21/23)
3PA	7 vs. Kennesaw St. (11/21/23)
FTM	5(2x) latest vs. UNCW (11/30/23)
FTA	6(2x) latest vs. UNCW (11/30/23)
Minutes	34(4x) latest at FAU (1/2/24)

CAREER HIGHS

Points	24 vs. UNCW (11/30/23)
Rebounds	5(3x) latest vs. Temple (1/28/24)
Assists	8 vs. North Dakota St. (11/10/22)
Steals	5 vs. Florida (12/14/23)
Blocks	1(2x) latest vs. South Carolina (12/9/23)
FGM	8 vs. UNCW (11/30/23)
FGA	14(2x) latest at FAU (1/2/24)
3PM	4 vs. Kennesaw St. (11/21/23)
3PA	7 vs. Kennesaw St. (11/21/23)
FTM	5(2x) latest vs. UNCW (11/30/23)
FTA	6(2x) latest vs. UNCW (11/30/23)
Minutes	34(4x) latest at FAU (1/2/24)

AS A JUNIOR (2023-24)

- Off the bench, recorded 12 points and five boards off the bench in ECU's comeback win over Temple (Jan. 28) and scored eight points along with five rebounds at Wichita State (Jan. 24).
- Posted a career-high five steals against Florida on Dec. 14.
- Named to the AAC's Weekly Honor Roll on Dec. 4.
- Recorded a career-high 24 points on 8-of-13 shooting in ECU's win over UNCW (Nov. 30).
- Scored 18 points on a career-best four three-pointers made including a half-court buzzer-beater in the Pirates' win over Kennesaw St. (Nov. 21).
- Tallied eight points and seven assists with no turnovers in his first start at the point guard spot of the Pirates against Campbell (Nov. 11).
- Named the AAC Breakout Player of the Year by *The Almanac*.

BEFORE EAST CAROLINA

- Competed in 52 games over two seasons at the University of Kansas, including 16 Big 12 league contests.
- Averaged 2.2 points per game and 1.6 assists per game on 12.0 minutes per contest.
- Finished with 71 points, 43 assists, and 38 rebounds in 2022-23.
- Scored a season-high 13 points in the season opener against Omaha (11/7).
- Hit a game-winner at the buzzer against Wisconsin in the Battle 4 Atlantis tournament to advance the Jayhawks to the title game.
- Finished with a season-high eight assists the very next game against North Dakota State (11/10).
- Finished the season going 53% from the field, 30% from three and 75% from the free throw line.
- Named to the Academic All-Big 12 First Team.
- Averaged 8.0 minutes and 1.4 points in 14 games played in 2021-22 to contribute to the Jayhawks' run to a national championship title.
- Played a season-high 20 minutes vs. Stony Brook (11/18) with four points, four rebounds, three assists and one steal.
- In 2020-21, helped lead South Granville High School to a 12-4 record, averaging 19.8 points, 6.4 assists, 4.7 rebounds and 2.3 steals per game under coach Jake Wohlfeil and earned N.C. Basketball Coaches Association All-State honors.
- Was also named to the North Carolina roster for the 2021 Carolinas Classic All-Star Game. Due to COVID-19, the 2021 Carolina Classic All-Star Game was cancelled.
- South Granville's all-time leader in scoring with 1,944 career points, assists (615) and steals (288).
- In 2019-20, set the school season records in points (677), assists (230) and steals (95).
- While at South Granville, was part of two conference championships, two conference tournament titles, two conference player of the year awards and a school-record 79 wins.
- Earned all-state honors as a junior where he averaged 21.8 points, 7.4 assists, 6.0 rebounds and 2.9 steals in helping South Granville to a 30-1 record and the NCHSSAA Class 2A state semifinals.
- As a sophomore, averaged 19.4 points, 5.5 rebounds and 2.3 steals.
- Per 24/7Sports.com, was the No. 5 overall player in North Carolina and the No. 14 point guard nationally following his senior season. rebounds, 5.0 assists and 4.2 steals per game.

PETTIFORD JR.'S GAME-BY-GAME STATS

Opponent	Date	GS	MIN	Total		3-Pointers		Free throws		Rebounds				PF	A	TO	BLK	STL	PTS	AVG	
				FG-FGA	PCT	3FG-3FGA	PCT	FT-FTA	PCT	OFF	DEF	TOT	AVG								
Ferrum	11/06/2023		18:01	2-4	.500	0-1	.000	0-1	.000	0	2	2	2.0	1	2	1	0	1	4	4.0	
Campbell	11/11/2023	*	25:23	4-6	.667	0-2	.000	0-0	.000	0	0	0	1.0	3	7	0	0	2	8	6.0	
USC Upstate	11/15/2023	*	31:39	1-7	.143	0-1	.000	1-2	.500	1	2	3	1.7	2	4	1	0	0	3	5.0	
Northeastern	11/19/2023	*	33:59	5-11	.455	0-2	.000	5-6	.833	1	0	1	1.5	2	6	0	0	1	15	7.5	
Ga. Southern	11/20/2023	*	23:57	1-3	.333	0-1	.000	0-0	.000	0	2	2	1.6	0	4	3	0	1	2	6.4	
Kennesaw St.	11/21/2023	*	32:40	6-10	.600	4-7	.571	2-3	.667	0	1	1	1.5	3	3	2	0	1	18	8.3	
at George Mason	11/25/2023	*	27:35	2-3	.667	0-0	.000	2-2	1.000	0	1	1	1.4	2	3	2	0	0	6	8.0	
UNCW	11/30/2023	*	33:49	8-13	.615	3-5	.600	5-6	.833	1	3	4	1.8	0	2	2	0	2	24	10.0	
UMES	12/04/2023	*	34:22	2-5	.400	0-1	.000	0-0	.000	2	1	3	1.9	3	4	1	0	0	4	9.3	
South Carolina	12/09/2023	*	32:48	6-14	.429	2-3	.667	0-0	.000	1	4	5	2.2	2	2	1	1	0	14	9.8	
vs Florida	12/14/2023	*	31:23	5-8	.625	0-1	.000	1-1	1.000	0	2	2	2.2	3	5	1	0	5	11	9.9	
Delaware St.	12/20/2023	*	27:57	3-5	.600	1-1	1.000	0-0	.000	0	2	2	2.2	2	4	0	0	0	7	9.7	
ETSU	12/29/2023	*	32:20	4-10	.400	1-4	.250	3-4	.750	2	1	3	2.2	1	2	1	0	0	12	9.8	
at Fla. Atlantic	01/02/2024	*	34:21	4-14	.286	0-3	.000	0-0	.000	0	1	1	2.1	2	2	1	0	0	8	9.7	
Tulsa	01/07/2024	*	31:48	3-5	.600	0-0	.000	0-0	.000	0	2	2	2.1	0	6	1	0	1	6	9.5	
at Temple	01/10/2024	*	28:13	3-6	.500	1-3	.333	0-0	.000	0	1	1	2.1	4	6	0	0	0	7	9.3	
SMU	01/13/2024	*	21:29	1-3	.333	0-1	.000	0-0	.000	1	2	3	2.1	2	1	2	0	0	2	8.9	
North Texas	01/17/2024	*	24:13	0-5	.000	0-2	.000	0-2	.000	1	2	3	2.2	1	6	0	0	1	0	8.4	
at UAB	01/20/2024	*	31:23	2-7	.286	0-1	.000	0-0	.000	0	2	2	2.2	0	4	3	0	1	4	8.2	
at Wichita St.	01/24/2024		18:33	4-9	.444	0-0	.000	0-0	.000	3	2	5	2.3	2	1	1	0	1	8	8.2	
Temple	01/28/2024		31:41	5-10	.500	0-1	.000	2-4	.500	0	5	5	2.4	3	2	1	0	2	12	8.3	
South Fla.	01/31/2024		21:16	3-5	.600	1-1	1.000	0-0	.000	0	2	2	2.4	1	4	4	0	0	7	8.3	
at Charlotte	02/03/2024		20:45	2-3	.667	0-0	.000	0-2	.000	1	2	3	2.4	0	0	0	0	2	4	8.1	
Totals			18	649:35	76-166	.458	13-41	.317	21-33	.636	14	42	56	2.4	39	80	28	1	21	186	8.1

PETTIFORD JR.'S CAREER STATS

SEASON	TEAM	GP-GS	MIN/AVG	Field Goals		3-Point		F-Throws		Rebounds				Scoring	
				FG-FGA	FG%	3FG-3FGA	3FG%	FT-FTA	FT%	OFF	DEF	TOT	AVG	PF-FO	A
2021-22	KU	14-0	112/8.0	8-15	.533	0-3	.000	3-4	.750	0	13	13	0.9	5-0	12
2022-23	KU	32-0	385/12.0	31-58	.534	3-10	.300	6-8	.750	10	28	38	1.2	26-0	43
2023-24	ECU	23-18	650/28.2	76-166	.458	13-41	.317	21-33	.636	14	42	56	2.4	39-0	80
TOTAL FOR ECU		23-18	650/28.2	76-166	.458	13-41	.317	21-33	.636	14	42	56	2.4	39-0	80
TOTAL		69-18	1146/16.6	115-239	.481	16-54	.296	30-45	.667	24	83	107	1.6	70-0	135

Pirate Production

	2023-24	Career
Double-figure points	7	9
20-point games	1	1
30-point games	-	-
5+ rebounds	3	3
10+ rebounds	-	-
3+ assists	13	20
2+ steals	5	6
2+ blocks	-	-

Follow the Pirate

@bobbypettiford

@bobbypettiford



► #1 • GUARD • KALIB LACOUNT • SO. (LOS ANGELES, CALIF./KING/DREW)



SEASON HIGHS (2023-24)

Points	11(2x) latest vs. UNCW (11/30/23)
Rebounds	3 vs. Ferrum (11/6/23)
Assists	7 vs. Ga. Southern (11/20/23)
Steals	2 vs. Kennesaw St. (11/21/23)
Blocks	1 vs. Charlotte (2/3/24)
FGM	5 vs. UNCW (11/30/23)
FGA	10 vs. UNCW (11/30/23)
3PM	1(4x) latest at FAU (1/2/24)
3PA	4 vs. UNCW (11/30/23)
FTM	4(2x) latest vs. Kennesaw St. (11/21/23)
FTA	6 vs. Ferrum (11/6/23)
Minutes	24(2x) latest vs. UMES (12/4/23)

CAREER HIGHS

Points	16 vs. Presbyterian (11/12/22)
Rebounds	4(3x) latest vs. Wichita St. (1/29/23)
Assists	7 vs. Ga. Southern (11/20/23)
Steals	3 vs. Tulsa (1/24/23)
Blocks	1 vs. Charlotte (2/3/24)
FGM	5(3x) latest vs. UNCW (11/30/23)
FGA	10(3x) latest vs. UNCW (11/30/23)
3PM	2(3x) latest vs. Campbell (12/2/22)
3PA	5(2x) latest vs. Campbell (12/2/22)
FTM	6 vs. South Fla. (1/15/23)
FTA	8 vs. South Fla. (1/15/23)
Minutes	27 vs. South Fla. (1/15/23)

AS A SOPHOMORE (2023-24)

- Scored 11 points off the bench in 23 minutes against UNCW (Nov. 30).
- Dished out a career-high seven assists vs. Ga. Southern (Nov. 20).

AS A FRESHMAN (2022-23)

- Tallied a season-high three steals against Tulsa (Jan. 24).
- Played a season-high 27 minutes against South Florida (Jan. 15).
- Recorded his first career start against UCF (Jan. 4).
- Scored a season-high 16 points on 5-of-8 shooting off the bench against Presbyterian (Nov. 12).

HIGH SCHOOL

- Labeled LA city Player of the Year in his senior campaign.
- Played for AAU Powerhouse Compton Magic on the SSSB Adidas Circuit.
- Earned selection to the 2021-22 California All-State Second Team.
- Named the 2021-22 Coliseum League Player of the Year after averaging 33.5 points, 6.5 rebounds, 5.0 assists and 4.2 steals per game.
- Led the Golden Eagles to their first ever Open Division championship appearance.
- Scored a school-record 59 points in an 84-43 victory over Dorsey High School Feb. 11.

► LACOUNT'S GAME-BY-GAME STATS

Opponent	Date	GS	MIN	Total		3-Pointers		Free throws		Rebounds				PF	A	TO	BLK	STL	PTS	AVG
				FG-FGA	PCT	3FG-3FGA	PCT	FT-FTA	PCT	OFF	DEF	TOT	AVG							
Ferrum	11/06/2023	*	23:41	3-4	.750	1-1	1.000	4-6	.667	0	3	3	3.0	2	6	1	0	0	11	11.0
Campbell	11/11/2023		12:13	0-5	.000	0-1	.000	2-2	1.000	1	1	2	2.5	3	2	1	0	0	2	6.5
USC Upstate	11/15/2023		10:18	1-3	.333	0-1	.000	2-2	1.000	1	0	1	2.0	2	1	2	0	1	4	5.7
Northeastern	11/19/2023		08:38	1-1	1.000	0-0	.000	0-0	.000	0	1	1	1.8	0	1	0	0	0	2	4.8
Ga. Southern	11/20/2023		22:40	2-6	.333	0-3	.000	0-0	.000	0	1	1	1.6	2	7	2	0	1	4	4.6
Kennesaw St.	11/21/2023		18:38	1-3	.333	0-0	.000	4-4	1.000	0	2	2	1.7	1	1	2	0	2	6	4.8
at George Mason	11/25/2023		17:00	1-5	.200	0-2	.000	2-2	1.000	0	1	1	1.6	1	1	1	0	0	4	4.7
UNCW	11/30/2023		23:02	5-10	.500	1-4	.250	0-0	.000	1	1	2	1.6	2	2	0	0	0	11	5.5
UMES	12/04/2023		23:45	0-4	.000	0-2	.000	2-2	1.000	0	0	0	1.4	2	2	0	0	1	2	5.1
South Carolina	12/09/2023		09:28	1-2	.500	1-1	1.000	0-0	.000	0	0	0	1.3	0	1	0	0	1	3	4.9
vs Florida	12/14/2023		03:35	0-0	.000	0-0	.000	0-0	.000	0	1	1	1.3	1	1	0	0	1	0	4.5
Delaware St.	12/20/2023		12:03	1-5	.200	0-0	.000	2-2	1.000	0	1	1	1.3	1	1	1	0	0	4	4.4
ETSU	12/29/2023		10:12	1-3	.333	0-1	.000	0-0	.000	0	0	0	1.2	0	0	1	0	1	2	4.2
at Fla. Atlantic	01/02/2024		08:40	2-4	.500	1-2	.500	0-0	.000	0	0	0	1.1	1	0	1	0	0	5	4.3
Tulsa	01/07/2024		08:12	0-1	.000	0-1	.000	0-0	.000	0	0	0	1.0	0	2	1	0	0	0	4.0
at Temple	01/10/2024		07:42	0-2	.000	0-1	.000	2-3	.667	0	0	0	0.9	0	0	0	0	0	2	3.9
SMU	01/13/2024		16:24	1-6	.167	0-1	.000	1-1	1.000	0	2	2	1.0	1	1	1	0	0	3	3.8
North Texas	01/17/2024		02:54	0-0	.000	0-0	.000	0-0	.000	0	0	0	0.9	0	0	2	0	0	0	3.6
at UAB	01/20/2024		01:03	1-1	1.000	0-0	.000	0-0	.000	0	1	1	0.9	0	0	1	0	0	2	3.5
Temple	01/28/2024		03:22	1-1	1.000	0-0	.000	0-0	.000	0	1	1	1.0	0	0	1	0	0	2	3.5
at Charlotte	02/03/2024		12:33	0-2	.000	0-0	.000	0-0	.000	0	0	0	0.9	2	0	1	1	1	0	3.3
Totals		1	256:02	22-68	.324	4-21	.190	21-24	.875	3	16	19	0.9	21	30	18	1	9	69	3.3

Pirate Production

	2023-24	Career
Double-figure points	2	5
20-point games	-	1
30-point games	-	-
5+ rebounds	-	-
10+ rebounds	-	-
3+ assists	2	7
2+ steals	1	3
2+ blocks	-	-

Follow the Pirate



@_Kalib

► LACOUNT'S CAREER STATS

SEASON	TEAM	GP-GS	MIN/AVG	Field Goals		3-Point		F-Throws		Rebounds				Scoring						
				FG-FGA	FG%	3FG-3FGA	3FG%	FT-FTA	FT%	OFF	DEF	TOT	AVG	PF-FO	A	TO	BLK	STL	PTS	AVG
2022-23	ECU	28-6	398/14.2	33-101	.327	11-45	.244	29-44	.659	15	27	42	1.5	35-1	41	40	0	12	106	3.8
2023-24	ECU	21-1	256/12.2	22-68	.324	4-21	.190	21-24	.875	3	16	19	0.9	21-0	30	18	1	9	69	3.3
TOTAL		49-7	654/13.3	55-169	.325	15-66	.227	50-68	.735	18	43	61	1.2	56-1	71	58	1	21	175	3.6



► #2 • FORWARD • EZRA AUSAR • SO. (ATLANTA, GA./LIBERTY HEIGHTS ATHLETIC INSTITUTE)



SEASON HIGHS (2023-24)

Points	25 vs. SMU (1/13/24)
Rebounds	10(2x) latest at UAB (1/20/24)
Assists	3 vs. Ga. Southern (11/20/23)
Steals	3(2x) latest vs. UMES (12/4/23)
Blocks	3 vs. Kennesaw St. (11/21/23)
FGM	9 vs. SMU (1/13/24)
FGA	13 vs. UMES (12/4/23)
3PM	1(5x) latest at Wichita St. (1/24/24)
3PA	2 vs. Temple (1/28/24)
FTM	9 vs. USC Upstate (11/15/23)
FTA	16 vs. USC Upstate (11/15/23)
Minutes	38 vs. SMU (1/13/24)

CAREER HIGHS

Points	25 vs. SMU (1/13/24)
Rebounds	19 vs. Houston (3/10/23)
Assists	3 vs. Ga. Southern (11/20/23)
Steals	4 vs. South Carolina (12/17/22)
Blocks	3 vs. Kennesaw St. (11/21/23)
FGM	10 at Tulane (3/3/23)
FGA	16 at Tulane (3/3/23)
3PM	1(5x) latest at Wichita St. (1/24/24)
3PA	2 vs. Temple (1/28/24)
FTM	9 vs. USC Upstate (11/15/23)
FTA	16 vs. USC Upstate (11/15/23)
Minutes	39 vs. Houston (3/10/23)

AS A SOPHOMORE (2023-24)

- Scored a career-high 25 points on a season-high nine made field goals against SMU (Jan. 13).
- Named to the AAC's Weekly Honor Roll on Dec. 11 and Jan. 15.
- Recorded a double-double against UMES (Dec. 4) with a game-high 18 points and 10 rebounds.
- Scored 24 points against USC Upstate (Nov. 15).
- Made his first career three-pointer in the Pirates' win over Campbell (Nov. 11).
- Named to On3's Top Eight Mid-Major Players To Watch.

AS A FRESHMAN (2022-23)

- Led all AAC freshmen in field goal percentage at 56 percent.
- Became the first Pirate freshman since 2019 to be unanimously named to the AAC All-Freshman team.
- Recorded 18 points and a career-high 19 rebounds against Houston in the AAC Quarterfinals (Mar. 10).
- Named AAC Freshman of the Week on Feb. 20, becoming the first Pirate freshman to receive the honor since 2019.
- Scored a career-high 22 points on 10-of-16 shooting at Tulane (Mar. 3).
- Recorded back-to-back double-doubles against Cincinnati (Feb. 15) and SMU (Feb. 19) becoming the first Pirate freshman to do so since 2019.
- Recorded his first career double-double against SMU (Feb. 4) with 19 points and 13 rebounds.
- Tallied a career-high four steals against South Carolina (Dec. 17).
- Recorded his first collegiate start against Campbell (Dec. 2), recording 10 points and five rebounds.
- Named Male Newcomer of the Year at the 2023 Goldsby's.

HIGH SCHOOL

- Ranked as the No. 2 prospect in North Carolina by HoopSeen and the 54th-best power forward nationally by 247 Sports.
- Transferred to Liberty Heights Athletic Institute in Charlotte, NC for his senior year where he averaged a near double-double and helped lead the squad to a 30-3 record.
- 2021-2022 McDonald's All-American Nominee.
- Named to the All-Tournament First Team at the Phenom Hoop State Championship.
- Also received offers from Texas A&M, Wichita State and UMass.

► AUSAR'S GAME-BY-GAME STATS

Opponent	Date	GS	MIN	Total		3-Pointers		Free throws		Rebounds			PF	A	TO	BLK	STL	PTS	AVG		
				FG-FGA	PCT	3FG-3FGA	PCT	FT-FTA	PCT	OFF	DEF	TOT								AVG	
Ferrum	11/06/2023	*	26:38	3-4	.750	0-0	.000	7-10	.700	1	4	5	5.0	1	1	2	0	13	13.0		
Campbell	11/11/2023	*	24:55	5-6	.833	1-1	1.000	0-2	.000	1	4	5	5.0	4	1	1	0	11	12.0		
USC Upstate	11/15/2023	*	32:50	7-10	.700	1-1	1.000	9-16	.563	6	2	8	6.0	1	2	5	0	1	24	16.0	
Northeastern	11/19/2023	*	36:42	7-10	.700	1-1	1.000	3-7	.429	0	5	5	5.8	3	3	2	0	18	16.5		
Ga. Southern	11/20/2023	*	27:21	3-5	.600	0-0	.000	1-2	.500	0	1	1	4.8	1	3	3	0	2	7	14.6	
Kennesaw St.	11/21/2023	*	27:34	3-7	.429	0-0	.000	8-12	.667	6	3	9	5.5	3	0	3	3	0	14	14.5	
at George Mason	11/25/2023	*	13:51	3-5	.600	0-1	.000	4-6	.667	2	3	5	5.4	4	1	0	0	10	13.9		
UMES	12/04/2023	*	29:02	6-13	.462	0-1	.000	6-7	.857	2	8	10	6.0	2	2	2	0	3	18	14.4	
South Carolina	12/09/2023	*	24:02	3-8	.375	0-0	.000	8-11	.727	1	3	4	5.8	2	0	5	1	0	14	14.3	
vs Florida	12/14/2023	*	28:08	5-11	.455	0-1	.000	4-6	.667	2	1	3	5.5	4	0	4	0	0	14	14.3	
Delaware St.	12/20/2023	*	22:37	3-4	.750	0-0	.000	4-4	1.000	1	0	1	5.1	5	0	1	1	1	10	13.9	
ETSU	12/29/2023	*	30:23	3-5	.600	0-0	.000	6-10	.600	7	1	8	5.3	2	0	5	0	0	12	13.8	
at Fla. Atlantic	01/02/2024	*	24:36	2-8	.250	1-1	1.000	2-4	.500	2	2	4	5.2	3	0	2	0	0	7	13.2	
Tulsa	01/07/2024	*	34:12	3-8	.375	0-0	.000	8-10	.800	4	3	7	5.4	2	2	4	0	0	14	13.3	
at Temple	01/10/2024	*	36:14	6-8	.750	0-0	.000	6-6	1.000	0	6	6	5.4	4	0	4	0	1	18	13.6	
SMU	01/13/2024	*	38:18	9-12	.750	0-0	.000	7-11	.636	6	2	8	5.6	2	1	1	2	2	25	14.3	
North Texas	01/17/2024	*	28:32	2-5	.400	0-1	.000	5-6	.833	0	2	2	5.4	4	0	2	1	1	9	14.0	
at UAB	01/20/2024	*	35:13	5-12	.417	0-0	.000	6-9	.667	5	5	10	5.6	3	1	1	1	1	16	14.1	
at Wichita St.	01/24/2024	*	19:16	4-9	.444	1-1	1.000	1-3	.333	1	1	2	5.4	3	1	2	1	0	10	13.9	
Temple	01/28/2024	*	33:48	1-7	.143	0-2	.000	6-8	.750	1	3	4	5.4	1	0	2	0	2	8	13.6	
South Fla.	01/31/2024	*	22:33	3-5	.600	0-1	.000	1-1	1.000	0	3	3	5.2	4	0	2	0	0	7	13.3	
at Charlotte	02/03/2024	*	24:48	1-2	.500	0-0	.000	4-6	.667	0	1	1	5.0	4	0	1	0	0	6	13.0	
Totals			20	621:33	87-164	.530	5-12	.417	106-157	.675	48	63	111	5.0	62	18	54	10	18	285	13.0

► AUSAR'S CAREER STATS

				Field Goals		3-Point		F-Throws		Rebounds								Scoring		
SEASON	TEAM	GP-GS	MIN/AVG	FG-FGA	FG%	3FG-3FGA	3FG%	FT-FTA	FT%	OFF	DEF	TOT	AVG	PF-FO	A	TO	BLK	STL	PTS	AVG
2022-23	ECU	32-20	718/22.4	123-219	.562	0-0	.000	69-131	.527	61	110	171	5.3	86-6	15	56	14	29	315	9.8
2023-24	ECU	22-20	622/28.3	87-164	.530	5-12	.417	106-157	.675	48	63	111	5.0	62-1	18	54	10	18	285	13.0
TOTAL		54-40	1340/24.8	210-383	.548	5-12	.417	175-288	.608	109	173	282	5.2	148-7	33	110	24	47	600	11.1

Pirate Production

	2023-24	Career
Double-figure points	16	34
20-point games	2	3
30-point games	-	-
5+ rebounds	9	20
10+ rebounds	2	5
3+ assists	2	2
2+ steals	5	12
2+ blocks	2	3

Follow the Pirate



@ezraausar



@ezraausar



► #3 • GUARD • RJ FELTON • JR. (AIKEN, S.C./AIKEN)



SEASON HIGHS (2023-24)	
Points	33 vs. USC Upstate (11/15/23)
Rebounds	11(2x) latest vs. Temple (1/28/24)
Assists	3 at Temple (1/10/24)
Steals	5 vs. Tulsa (1/7/24)
Blocks	3 vs. USC Upstate (11/15/23)
FGM	12 vs. USC Upstate (11/15/23)
FGA	24 vs. Temple (1/28/24)
3PM	6 vs. Delaware St. (12/20/23)
3PA	12 vs. Temple (1/28/24)
FTM	9 vs. Kennesaw St. (11/21/23)
FTA	13 vs. Kennesaw St. (11/21/23)
Minutes	43 vs. Temple (1/28/24)

CAREER HIGHS	
Points	33 vs. USC Upstate (11/15/23)
Rebounds	13 vs. UT Arlington (11/23/22)
Assists	6 vs. Cincinnati (2/15/23)
Steals	5 vs. Tulsa (1/7/24)
Blocks	3 vs. USC Upstate (11/15/23)
FGM	12 vs. USC Upstate (11/15/23)
FGA	24 vs. Temple (1/28/24)
3PM	7 vs. Campbell (12/2/22)
3PA	12 vs. Temple (1/28/24)
FTM	9 vs. Kennesaw St. (11/21/23)
FTA	13 vs. Kennesaw St. (11/21/23)
Minutes	43 vs. Temple (1/28/24)

AS A JUNIOR (2023-24)

- Posted a game-high 24 points and 11 rebounds in the Pirates' overtime win against Temple (Jan. 28).
- Tallied a career-high five steals against Tulsa (Jan. 7).
- Recorded his second double-double of the season with 19 points and 10 rebounds against Kennesaw St. (Nov. 21).
- Scored a career-high 33 points on 12-of-17 shooting against USC Upstate (Nov. 15).
- Named to the AAC's Weekly Honor Roll on Jan. 29, Dec. 26 and Nov. 13.
- Scored 30 points and grabbed 11 rebounds to record the second double-double of his career against Campbell (Nov. 11).
- Named to the American's Preseason Second Team, becoming the first Pirate to garner preseason honors from the league since 2020.

AS A SOPHOMORE (2022-23)

- Scored 27 points on 10-of-19 shooting at SMU (Feb. 19).
- Named to AAC Honor Roll on Dec. 19 and Jan. 30.
- Played a career-high 40 minutes twice against SMU (Feb. 4) and South Florida (Mar. 9).
- Made a career-high 10 field goals in route to a 23-point performance versus Tulsa (Jan. 24).
- Scored 23 points, including 20 second half points against Presbyterian (Nov. 12).
- Tallied 16 points and 13 rebounds against UT Arlington (Nov. 23) to earn the first double-double of his career.
- Made Honor Roll for the spring semester.

AS A FRESHMAN (2021-22)

- Averaged 5.1 points and 1.6 rebounds per game in 25 games played.
- Scored a season-high 14 points on 5-of-11 shooting against UCF on Jan. 18.
- Started in four of the Pirates' last five regular season contests against Tulane (Feb. 5), Tulsa (Feb. 8), SMU (Feb. 12) and South Florida (Feb. 17).
- Played a season-high 27 minutes against Tulane on Feb. 5.

HIGH SCHOOL

- Two-year letterman at Aiken (S.C.) High School for coach Darris Jackson after playing his freshman and sophomore seasons at North Augusta High School.
- Averaged 23 points, 12 rebounds and eight assists per game as a senior.
- Three-time Aiken Standard Player-of-the-Year, three-time Region 5 AAA Player-of-the-Year and three-time all-state selection.
- Earned all-rookie team honors as a freshman at North Augusta High School
- Named to the 2021 Carolina Classic All-Star team
- Earned MVP honors in four tournaments
- Finished his career with 1,750 points
- Led his team to regional championships in 2019 and 2021
- Played defensive end and outside linebacker as a freshman at North Augusta

► FELTON'S GAME-BY-GAME STATS

Opponent	Date	GS	MIN	Total		3-Pointers		Free throws		Rebounds				PF	A	TO	BLK	STL	PTS	AVG	
				FG-FGA	PCT	3FG-3FGA	PCT	FT-FTA	PCT	OFF	DEF	TOT	AVG								
Ferrum	11/06/2023	*	24:15	3-7	.429	0-1	.000	5-6	.833	1	2	3	3.0	2	1	2	0	3	11	11.0	
Campbell	11/11/2023	*	37:17	10-17	.588	4-9	.444	6-6	1.000	2	9	11	7.0	1	1	2	0	3	30	20.5	
USC Upstate	11/15/2023	*	38:48	12-17	.706	5-7	.714	4-4	1.000	3	6	9	7.7	1	2	3	3	2	33	24.7	
Northeastern	11/19/2023	*	33:03	4-12	.333	0-7	.000	2-2	1.000	2	4	6	7.3	1	1	1	0	0	10	21.0	
Ga. Southern	11/20/2023	*	32:37	6-10	.600	3-5	.600	4-5	.800	3	5	8	7.4	1	1	1	0	2	19	20.6	
Kennesaw St.	11/21/2023	*	35:32	5-16	.313	0-1	.000	9-13	.692	4	6	10	7.8	1	2	1	1	2	19	20.3	
at George Mason	11/25/2023	*	30:23	2-10	.200	1-4	.250	0-0	.000	1	4	5	7.4	3	0	0	0	2	5	18.1	
UNCW	11/30/2023	*	24:05	2-5	.400	0-2	.000	3-5	.600	2	2	4	7.0	2	1	2	0	0	7	16.8	
UMES	12/04/2023	*	28:43	5-11	.455	3-6	.500	0-0	.000	1	4	5	6.8	2	1	0	2	4	13	16.3	
South Carolina	12/09/2023	*	34:25	6-13	.462	0-4	.000	3-4	.750	2	5	7	6.8	3	0	1	0	1	15	16.2	
vs Florida	12/14/2023	*	32:46	5-13	.385	2-5	.400	2-3	.667	2	4	6	6.7	3	0	2	2	2	14	16.0	
Delaware St.	12/20/2023	*	30:30	10-17	.588	6-9	.667	0-0	.000	3	5	8	6.8	1	2	2	0	1	26	16.8	
ETSU	12/29/2023	*	35:13	5-16	.313	1-9	.111	6-7	.857	4	3	7	6.8	4	2	1	1	2	17	16.8	
at Fla. Atlantic	01/02/2024	*	36:55	5-8	.625	1-1	1.000	1-2	.500	2	3	5	6.7	2	0	0	1	0	12	16.5	
Tulsa	01/07/2024	*	38:21	5-15	.333	1-6	.167	3-3	1.000	1	4	5	6.6	2	0	1	0	5	14	16.3	
at Temple	01/10/2024	*	38:29	8-10	.800	2-3	.667	2-2	1.000	0	5	5	6.5	2	3	1	1	1	20	16.6	
SMU	01/13/2024	*	32:14	5-19	.263	0-4	.000	5-8	.625	4	2	6	6.5	4	1	1	1	2	15	16.5	
North Texas	01/17/2024	*	33:35	6-16	.375	4-10	.400	0-0	.000	1	5	6	6.4	2	2	2	1	2	16	16.4	
at UAB	01/20/2024	*	32:36	4-12	.333	2-7	.286	0-0	.000	0	4	4	6.3	3	0	1	1	2	10	16.1	
at Wichita St.	01/24/2024	*	32:17	5-15	.333	0-2	.000	0-0	.000	2	1	3	6.2	1	1	1	0	3	10	15.8	
Temple	01/28/2024	*	43:01	7-24	.292	3-12	.250	7-7	1.000	4	7	11	6.4	1	2	2	2	3	24	16.2	
South Fla.	01/31/2024	*	32:29	4-17	.235	2-6	.333	3-4	.750	3	2	5	6.3	1	0	3	2	3	13	16.0	
at Charlotte	02/03/2024	*	37:46	8-18	.444	2-8	.250	2-2	1.000	4	1	5	6.3	0	1	1	0	2	20	16.2	
Totals			23	775:19	132-318	.415	42-128	.328	67-83	.807	51	93	144	6.3	43	24	31	18	47	373	16.2

► FELTON'S CAREER STATS

SEASON TEAM	GP-GS	MIN/AVG	Field Goals		3-Point		F-Throws		Rebounds				Scoring	
			FG-FGA	FG%	3FG-3FGA	3FG%	FT-FTA	FT%	OFF	DEF	TOT	AVG	PF-FO	A
2021-22 ECU	25-5	416/16.6	48-135	.356	15-57	.263	16-29	.552	21	18	39	1.6	34-0	17
2022-23 ECU	33-32	1059/32.1	166-426	.390	64-196	.327	61-79	.772	55	92	147	4.5	67-1	52
2023-24 ECU	23-23	775/33.7	132-318	.415	42-128	.328	67-83	.807	51	93	144	6.3	43-0	24
TOTAL	81-60	2250/27.8	346-879	.394	121-381	.318	144-191	.754	127	203	330	4.1	144-1	93

Pirate Production

	2023-24	Career
Double-figure points	20	45
20+ point games	5	13
30+ point games	2	2
5+ rebounds	16	31
10+ rebounds	3	4
3+ assists	1	2
2+ steals	17	13
2+ blocks	5	3

Follow the Pirate



@r_jizzle



@felton_j1



► #6 • FORWARD • BRANDON JOHNSON • R-JR. (RALEIGH, N.C./BRUNSWICK CC)



SEASON HIGHS (2023-24)

Points	29 vs. Ferrum (11/6/23)
Rebounds	15 vs. Delaware St. (12/20/23)
Assists	4(2x) latest vs. Delaware St. (12/20/23)
Steals	4(2x) latest vs. ETSU (12/29/23)
Blocks	2(2x) latest vs. North Texas (1/11/24)
FGM	8 vs. Ferrum (11/6/23)
FGA	18(2x) latest vs. ETSU (12/29/23)
3PM	4 vs. UNCW (11/30/23)
3PA	11 vs. ETSU (12/29/23)
FTM	10 vs. Ferrum (11/6/23)
FTA	10 vs. Ferrum (11/6/23)
Minutes	41 vs. Temple (1/28/24)

CAREER HIGHS

Points	29 vs. Ferrum (11/6/23)
Rebounds	19 vs. Coppin State (11/27/21)
Assists	4(4x) latest vs. Delaware St. (12/20/23)
Steals	4(3x) latest vs. ETSU (12/29/23)
Blocks	4 at Tulane (2/5/22)
FGM	10 vs. Tulsa (1/24/23)
FGA	18(2x) latest vs. ETSU (12/29/23)
3PM	4(2x) latest vs. UNCW (11/30/23)
3PA	11 vs. ETSU (12/29/23)
FTM	10 vs. Ferrum (11/6/23)
FTA	10(2x) latest vs. Ferrum (11/6/23)
Minutes	41 vs. Temple (1/28/24)

AS A REDSHIRT JUNIOR (2023-24)

- Recorded his 19th career double-double against UAB, tying him for eighth all-time in program history in double-doubles.
- Named to the AAC's Weekly Honor Roll on Jan. 8.
- Became the first Pirate to lead his team in points, rebounds, assists and steals (15/10/2/3) in a game since Tristen Newton did so in March 2022.
- Grabbed his 500th career rebound vs. Delaware St. (Dec. 20), becoming the 26th player in program history to record at least 500 career rebounds as a Pirate.
- Scored a career-high 29 points and grabbed nine rebounds against Ferrum (Nov. 6).

AS A SOPHOMORE (2022-23)

- Scored 27 points against SMU (Feb. 4).
- Made a career-high 10 field goals against Tulsa (Jan. 24) for 24 points.
- Finished second in the American in double-doubles with 10.
- Recorded three consecutive double-doubles against Hampton, Indiana State and Toledo.
- Named to the AAC Honor Roll on Nov. 21, Jan. 2 and Feb. 6.
- Made Honor Roll for the fall semester and the Dean's List for the spring semester.
- Named to the ECU All-Academic Team.

AS A FRESHMAN (2021-22)

- Appeared in all 30 of the Pirates' games, averaging 4.7 points and 5.1 rebounds per game on a team-high 51.8 percent shooting from the floor.
- Recorded his first career double-double in his first game as a Pirate, scoring 11 points and grabbing 13 rebounds against South Carolina State on Nov. 9.
- Grabbed a career-high 19 rebounds against Coppin State on Nov. 27.
- Ranked 20th among rebounding leaders in The American

BEFORE EAST CAROLINA

- Spent his freshman season at Brunswick Community College (2020-21) under coach Walter Shaw
- Played in 17 games and made eight starts, averaging 5.1 points and 4.2 rebounds per game, while shooting 60.0 percent from the field
- Scored double figures in three games with a season-high 16 against the Francis Marion JV
- Grabbed six or more rebounds in seven games, including nine in a pair of contests
- Helped the Dolphins capture the 2021 NJCAA Region 10/Atlantic District regular season and tournament championships
- BCC finished the season with a record of 15-4 after advancing to the NJCAA Championships in Hutchinson, Kansas
- Two-year letterman at Rolesville High School for coach Thurman Jordan
- Averaged 17.6 points and 12.8 rebounds as a senior (2019-20)
- Named 2019-20 Northern Athletic Conference 4A Player-of-the-Year
- Selected to the 2020 NCHSAA East All-Star Team
- Helped the Rams reach the second round of the 2020 NCHSAA Boy's Basketball Championship
- Academic All-Conference and Honor Roll student
- Two-year football letterwinner as a defensive end and right tackle

► JOHNSON'S GAME-BY-GAME STATS

Opponent	Date	GS	MIN	Total		3-Pointers		Free throws		Rebounds				PF	A	TO	BLK	STL	PTS	AVG	
				FG-FGA	PCT	3FG-3FGA	PCT	FT-FTA	PCT	OFF	DEF	TOT	AVG								
Ferrum	11/06/2023	*	31:37	8-14	.571	3-5	.600	10-10	1.000	3	6	9	9.0	0	2	2	1	1	29	29.0	
Campbell	11/11/2023	*	25:24	5-9	.556	3-7	.429	0-0	.000	1	4	5	7.0	5	2	2	0	0	13	21.0	
Ga. Southern	11/20/2023	*	27:03	3-9	.333	1-6	.167	3-4	.750	1	9	10	8.0	0	4	2	0	2	10	17.3	
Kennesaw St.	11/21/2023	*	31:11	3-9	.333	0-3	.000	3-4	.750	2	5	7	7.8	3	1	1	2	1	9	15.3	
at George Mason	11/25/2023	*	28:10	4-12	.333	2-6	.333	3-4	.750	3	4	7	7.6	2	1	0	0	1	13	14.8	
UNCW	11/30/2023	*	30:17	5-11	.455	4-8	.500	4-6	.667	1	10	11	8.2	4	1	3	0	1	18	15.3	
UMES	12/04/2023	*	37:20	5-18	.278	1-5	.200	4-4	1.000	4	6	10	8.4	1	2	1	1	1	15	15.3	
South Carolina	12/09/2023	*	38:13	3-9	.333	2-6	.333	2-4	.500	1	7	8	8.4	4	1	0	0	2	10	14.6	
vs Florida	12/14/2023	*	34:03	4-6	.667	3-5	.600	1-2	.500	1	9	10	8.6	3	0	2	0	2	12	14.3	
Delaware St.	12/20/2023	*	34:00	5-12	.417	1-4	.250	2-2	1.000	3	12	15	9.2	2	4	2	0	4	13	14.2	
ETSU	12/29/2023	*	38:35	6-18	.333	3-11	.273	4-7	.571	4	5	9	9.2	4	1	4	1	4	19	14.6	
at Fla. Atlantic	01/02/2024	*	36:05	5-10	.500	2-3	.667	3-4	.750	4	6	10	9.3	0	2	2	0	3	15	14.7	
Tulsa	01/07/2024	*	33:33	7-12	.583	2-5	.400	1-3	.333	3	6	9	9.2	4	1	1	0	1	17	14.8	
at Temple	01/10/2024	*	37:05	6-12	.500	3-7	.429	0-0	.000	1	8	9	9.2	2	3	0	1	1	15	14.9	
SMU	01/13/2024	*	35:57	1-10	.100	0-6	.000	3-5	.600	2	3	5	8.9	3	1	4	1	1	5	14.2	
North Texas	01/17/2024	*	37:55	5-10	.500	1-2	.500	0-1	.000	1	7	8	8.9	1	0	1	2	2	11	14.0	
at UAB	01/20/2024	*	37:35	6-13	.462	3-7	.429	0-0	.000	2	8	10	8.9	3	0	3	0	1	15	14.1	
at Wichita St.	01/24/2024	*	38:25	4-8	.500	3-5	.600	1-2	.500	3	4	7	8.8	1	1	2	0	3	12	13.9	
Temple	01/28/2024	*	41:14	1-7	.143	0-6	.000	4-4	1.000	4	3	7	8.7	3	2	0	0	0	6	13.5	
South Fla.	01/31/2024	*	31:22	2-6	.333	1-4	.250	1-2	.500	1	5	6	8.6	1	3	1	1	1	6	13.2	
at Charlotte	02/03/2024	*	22:41	1-7	.143	1-7	.143	0-0	.000	0	5	5	8.4	0	2	1	0	0	3	12.7	
Totals			21	707:44	89-222	.401	39-118	.331	49-68	.721	45	132	177	8.4	46	34	34	10	32	266	12.7

► JOHNSON'S CAREER STATS

SEASON	TEAM	GP-GS	MIN/AVG	Field Goals		3-Point		F-Throws		Rebounds				Scoring	
				FG-FGA	FG%	3FG-3FGA	3FG%	FT-FTA	FT%	OFF	DEF	TOT	AVG	PF-FO	PTS
2021-22	ECU	30-5	523/17.4	57-110	.518	3-14	.214	23-40	.575	42	111	153	5.1	57-1	140
2022-23	ECU	32-32	1036/32.4	125-285	.439	47-141	.333	97-130	.746	83	177	260	8.1	86-2	394
2023-24	ECU	21-21	708/33.7	89-222	.401	39-118	.331	49-68	.721	45	132	177	8.4	46-1	266
TOTAL		83-58	2267/27.3	271-617	.439	89-273	.326	169-238	.710	170	420	590	7.1	189-4	800

Pirate Production

	2023-24	Career
Double-figure points	16	42
20+ point games	1	4
50+ point games	-	-
5+ rebounds	14	45
10+ rebounds	7	21
3+ assists	4	16
2+ steals	16	12
2+ blocks	5	3

Follow the Pirate

Instagram: @brndonjohnson

X: @brndon0nn



► #7 • GUARD • QUENTIN DIBOUNDJE • JR. (MONTPELLIER, FRANCE/TENNESSEE)



SEASON HIGHS (2023-24)

Points	27 vs. Ga. Southern (11/20/23)
Rebounds	7 vs. USC Upstate (11/15/23)
Assists	2 vs. Kennesaw St. (11/21/23)
Steals	3 vs. Campbell (11/11/23)
Blocks	1(3x) latest at FAU (1/2/24)
FGM	7 vs. Ga. Southern (11/20/23)
FGA	11 vs. Ga. Southern (11/20/23)
3PM	7 vs. Ga. Southern (11/20/23)
3PA	10 vs. Ga. Southern (11/20/23)
FTM	6 vs. Ga. Southern (11/20/23)
FTA	9 vs. UNCW (11/30/23)
Minutes	35 vs. UNCW (11/30/23)

CAREER HIGHS

Points	27 vs. Ga. Southern (11/20/23)
Rebounds	7 vs. USC Upstate (11/15/23)
Assists	5 at Tulane (3/3/23)
Steals	3 vs. Campbell (11/11/23)
Blocks	1(7x) latest at FAU (1/2/24)
FGM	7 vs. Ga. Southern (11/20/23)
FGA	13 vs. South Fla. (1/15/23)
3PM	7 vs. Ga. Southern (11/20/23)
3PA	10 vs. Ga. Southern (11/20/23)
FTM	6(3x) latest vs. Ga. Southern (11/20/23)
FTA	9 vs. UNCW (11/30/23)
Minutes	35(4x) latest vs. UNCW (11/30/23)

AS A JUNIOR (2023-24)

- Scored 13 points off the bench for ECU at Florida Atlantic (Jan. 2).
- Scored a career-high 27 points on a career-best seven three-pointers against Ga. Southern (Nov. 20).
- Recorded a career-high three steals versus Campbell (Nov. 11).

AS A SOPHOMORE (2022-23)

- Dished out a career-best five assists at Tulane (Mar. 3).
- Scored 18 points against South Florida (Jan. 15) in 35 minutes of action.
- Drilled four threes against Hampton (Nov. 16) for 17 points.

BEFORE EAST CAROLINA

- Spent his collegiate freshman season at the University of Tennessee, helping the Vols to the 2022 SEC Tournament title and a second-round appearance in the NCAA Tournament.
- Scored a season-high four points and three assists against USC Upstate (12/14/21).
- Named to the 2021-22 First-Year SEC Academic Honor Roll
- Made his NCAA Tournament debut during Tennessee's first round win over Longwood.
- Signed with Tennessee after spending the 2020-21 season on the "prep national" roster at Monteverde Academy Center for Basketball Development.
- Helped the Eagles to a 23-7 record in his first season of U.S. basketball in 2020-21 and authored a 25-point performance in a win over Link Year Prep on Feb. 19, 2021.
- One of 16 players selected to participate in the French Basketball Federation's U18 team camp in 2020.
- Played French club basketball with the Elan Chalon U21 team and increased his production from 4.8 points and 0.7 rebounds per game in 2018-19 to 12.7 points and 4.9 rebounds in 2019-20.
- Also received offers from Georgia, TCU, and George Washington.

► DIBOUNDJE'S GAME-BY-GAME STATS

2023-24 Season																					
Opponent	Date	GS	MIN	Total		3-Pointers		Free throws		Rebounds				PF	A	TO	BLK	STL	PTS	AVG	
				FG-FGA	PCT	3FG-3FGA	PCT	FT-FTA	PCT	OFF	DEF	TOT	AVG								
Ferrum	11/06/2023	*	22:42	3-10	.300	1-7	.143	0-1	.000	3	1	4	4.0	0	0	1	0	0	7	7.0	
Campbell	11/11/2023		19:19	3-7	.429	0-3	.000	0-0	.000	2	2	4	4.0	3	0	1	0	3	6	6.5	
USC Upstate	11/15/2023		29:05	4-9	.444	0-5	.000	1-2	.500	2	5	7	5.0	1	1	0	1	0	9	7.3	
Northeastern	11/19/2023	*	28:14	5-11	.455	2-7	.286	2-2	1.000	1	0	1	4.0	3	0	2	1	0	14	9.0	
Ga. Southern	11/20/2023	*	28:38	7-11	.636	7-10	.700	6-8	.750	1	4	5	4.2	3	0	1	0	0	27	12.6	
Kennesaw St.	11/21/2023	*	21:07	2-7	.286	0-2	.000	0-2	.000	0	1	1	3.7	2	2	1	1	1	4	11.2	
at George Mason	11/25/2023	*	28:35	5-9	.556	2-3	.667	1-4	.250	0	2	2	3.4	0	0	1	0	0	13	11.4	
UNCW	11/30/2023	*	34:49	1-6	.167	0-2	.000	5-9	.556	2	4	6	3.8	3	1	1	0	0	7	10.9	
UMES	12/04/2023	*	18:12	2-6	.333	0-1	.000	1-2	.500	1	2	3	3.7	2	1	3	0	2	5	10.2	
South Carolina	12/09/2023	*	27:04	1-4	.250	0-3	.000	1-2	.500	0	1	1	3.4	2	1	0	0	1	3	9.5	
vs Florida	12/14/2023		04:27	0-2	.000	0-1	.000	0-0	.000	0	1	1	3.2	0	0	1	0	0	0	8.6	
Delaware St.	12/20/2023		01:33	0-0	.000	0-0	.000	0-0	.000	0	0	0	2.9	0	0	0	0	0	0	7.9	
at Fla. Atlantic	01/02/2024		23:18	4-6	.667	1-3	.333	4-4	1.000	2	1	3	2.9	2	1	1	1	1	13	8.3	
at Charlotte	02/03/2024		16:25	0-4	.000	0-3	.000	2-2	1.000	1	2	3	2.9	2	0	1	0	0	2	7.9	
Totals			8	303:27	37-92	.402	13-50	.260	23-38	.605	15	26	41	2.9	23	7	14	4	8	110	7.9

Pirate Production

	2023-24	Career
Double-figure points	4	12
20-point games	1	1
30-point games	-	-
5+ rebounds	3	5
10+ rebounds	-	-
3+ assists	-	3
2+ steals	2	2
2+ blocks	-	-

Follow the Pirate

: @qdiboundje

: @qdiboundje

► DIBOUNDJE'S CAREER STATS

SEASON	TEAM	GP-GS	MIN/AVG	Field Goals		3-Point		F-Throws		Rebounds				Scoring	
				FG-FGA	FG%	3FG-3FGA	3FG%	FT-FTA	FT%	OFF	DEF	TOT	AVG	PF-FO	A
2021-22	UT	7-0	35/5.0	4-10	.400	1-3	.333	3-6	.500	2	6	8	1.1	0-0	5
2022-23	ECU	30-19	592/19.7	64-178	.360	33-101	.327	52-70	.743	14	35	49	1.6	38-0	29
2023-24	ECU	14-8	303/21.7	37-92	.402	13-50	.260	23-38	.605	15	26	41	2.9	23-0	7
TOTAL FOR ECU		44-27	895/20.3	101-270	.374	46-151	.305	75-108	.694	29	61	90	2.0	61-0	36
TOTAL		51-27	930/18.2	105-280	.375	47-154	.305	78-114	.684	31	67	98	1.9	61-0	41



► #8 • GUARD • CAM HAYES • JR. (GREENSBORO, N.C./LSU)



SEASON HIGHS (2023-24)

Points	14 vs. South Fla. (1/31/24)
Rebounds	5 vs. Delaware St. (12/20/23)
Assists	3(4x) latest at Charlotte (2/3/24)
Steals	3(2x) latest vs. South Fla. (1/31/24)
Blocks	
FGM	7 vs. South Fla. (1/31/24)
FGA	14(2x) latest vs. South Fla. (1/31/24)
3PM	3 at Temple (1/10/24)
3PA	7 at UAB (1/20/24)
FTM	4 vs. North Texas (1/17/24)
FTA	5 vs. North Texas (1/17/24)
Minutes	35 vs. North Texas (1/17/24)

CAREER HIGHS

Points	25 vs. South Carolina (2/18/23)
Rebounds	8(2x) latest vs. South Carolina (2/18/23)
Assists	9 at Pitt (2/17/21)
Steals	4 vs. Charleston Southern (11/25/20)
Blocks	2 vs. Texas Southern (11/21/21)
FGM	8(2x) latest vs. South Carolina (2/18/23)
FGA	16 vs. Oklahoma St. (11/17/21)
3PM	4(4x) latest vs. South Carolina (2/18/23)
3PA	10 vs. Alabama (2/4/23)
FTM	8 vs. Louisiana Tech (11/21/21)
FTA	8(5x) latest vs. Vanderbilt (3/9/23)
Minutes	36 vs. Davidson (3/18/21)

AS A JUNIOR (2023-24)

- Turned in a season-high 14 points along with three assists and three steals off the bench against South Florida (Jan. 31).
- Scored nine points on 3-of-6 shooting from three-point range at Temple (Jan. 10).
- Started against Delaware St. (Dec. 20), scoring nine points and grabbing five rebounds in 24 minutes.
- Made season debut for the Pirates against Florida on Dec. 14, registering two points and three assists off the bench.

BEFORE EAST CAROLINA

- Competed in 31 games, including 18 games as a starter for LSU in 2022-23.
- Averaged a career-best 8.1 points, 2.5 rebounds and 2.2 assists in 23 minutes per game on the season.
- Scored in double figures 12 times on the year, including a career-best 25 point outbursts against South Carolina and Winthrop.
- Dished out four or more assists in five games for the Tigers, topped by a career-high six assists against Wake Forest.
- Started 13 games for the Wolfpack in 2021-22 and averaged 7.0 points, 2.3 rebounds with 67 assists in 25 games.
- Had string of seven straight games in double figures early in the 2021-22 season.
- Scored a season-high 16 points three times including against North Carolina on 4-of-5 shooting from behind the arc.
- Started in 14 of the 23 games he played in, averaging 7.8 points and 3.1 assists per game.
- Was in the ACC's top 15 in assist-to-turnover ratio at 1.57 and scored a season-high 20 points on 7-of-11 shooting against Notre Dame.
- Named to the Academic All-ACC Team.
- Ranked as a four-star prospect by 247Sports, ESPN and Rivals and was ranked the No. 3 prospect in the state of North Carolina by 247Sports and the Charlotte Observer.
- In 2019-20, led the Greensboro Day School Bengals to a 31-5 record and an appearance in the North Carolina Independent Schools Association Boys Basketball semifinals under Freddy Johnson, the winningest head coach in North Carolina high school basketball history.
- Was a member of the NCISAA Class 4-A All-State Team that same season.
- In 2019, Hayes led Greensboro Day School to a 30-5 record and a NCISAA State Championship, earning a spot on the NCISAA Class 4-A All-State Team and was named HSXtra.com All-Area private/charter schools' player of the year.

► HAYES' GAME-BY-GAME STATS

Opponent	Date	GS	MIN	Total		3-Pointers		Free throws		Rebounds				PF	A	TO	BLK	STL	PTS	AVG
				FG-FGA	PCT	3FG-3FGA	PCT	FT-FTA	PCT	OFF	DEF	TOT	AVG							
vs Florida	12/14/2023		24:50	1-8	.125	0-4	.000	0-0	.000	0	0	0	0.0	2	3	1	0	0	2	2.0
Delaware St.	12/20/2023	*	24:27	3-7	.429	0-4	.000	3-4	.750	0	5	5	2.5	1	1	2	0	1	9	5.5
ETSU	12/29/2023	*	28:27	3-9	.333	0-4	.000	2-3	.667	1	0	1	2.0	2	1	3	0	2	8	6.3
at Fla. Atlantic	01/02/2024		22:21	1-3	.333	0-1	.000	0-0	.000	0	2	2	2.0	1	1	2	0	2	2	5.3
Tulsa	01/07/2024	*	33:07	4-14	.286	0-3	.000	0-0	.000	0	2	2	2.0	0	0	1	0	3	8	5.8
at Temple	01/10/2024	*	31:05	3-10	.300	3-6	.500	0-0	.000	1	3	4	2.3	2	2	1	0	1	9	6.3
SMU	01/13/2024	*	23:07	5-7	.714	2-3	.667	0-0	.000	0	1	1	2.1	1	1	2	0	0	12	7.1
North Texas	01/17/2024	*	34:47	3-8	.375	2-6	.333	4-5	.800	0	4	4	2.4	2	3	1	0	2	12	7.8
at UAB	01/20/2024	*	25:04	2-8	.250	2-7	.286	0-0	.000	0	4	4	2.6	2	1	4	0	0	6	7.6
at Wichita St.	01/24/2024		28:52	1-8	.125	1-3	.333	0-0	.000	0	4	4	2.7	0	2	2	0	1	3	7.1
Temple	01/28/2024		13:12	1-4	.250	1-3	.333	3-4	.750	0	0	0	2.5	0	0	0	0	0	6	7.0
South Fla.	01/31/2024		30:06	7-14	.500	0-6	.000	0-0	.000	0	1	1	2.3	2	3	1	0	3	14	7.6
at Charlotte	02/03/2024	*	30:16	1-5	.200	0-2	.000	0-0	.000	0	1	1	2.2	2	3	1	0	1	2	7.2
Totals			8 349:41	35-105	.333	11-52	.212	12-16	.750	2	27	29	2.2	17	21	21	0	16	93	7.2

Pirate Production

	2023-24	Career
Double-figure points	3	34
20-point games	-	4
30-point games	-	-
5+ rebounds	1	18
10+ rebounds	-	-
3+ assists	4	44
2+ steals	5	17
2+ blocks	-	1

Follow the Pirate

: @cxmhayes

: @TheCamHayes

► HAYES' CAREER STATS

SEASON	TEAM	GP-GS	MIN/AVG	Field Goals		3-Point		F-Throws		Rebounds				Scoring	
				FG-FGA	FG%	3FG-3FGA	3FG%	FT-FTA	FT%	OFF	DEF	TOT	AVG	PF-FO	PTS AVG
2020-21	NCSU	23-14	540/23.5	61-158	.386	28-77	.364	30-41	.732	6	49	55	2.4	36-1	72
2021-22	NCSU	32-13	674/21.1	80-239	.335	25-100	.250	38-49	.776	8	66	74	2.3	45-1	45
2022-23	LSU	31-18	716/23.1	84-209	.402	35-108	.324	48-60	.800	5	73	78	2.5	56-0	70
2023-24	ECU	13-8	350/26.9	35-105	.333	11-52	.212	12-16	.750	2	27	29	2.2	17-0	21
TOTAL FOR ECU		13-8	350/26.9	35-105	.333	11-52	.212	12-16	.750	2	27	29	2.2	17-0	21
TOTAL		99-53	2281/23.0	260-711	.366	99-337	.294	128-166	.771	21	215	236	2.4	154-2	230



► #10 • GUARD • EVAN MONTANARI • FR. (DENVER, N.C./GASTON DAY)



SEASON HIGHS (2023-24)

Points
 Rebounds 1 vs. Delaware St. (12/20/23)
 Assists
 Steals
 Blocks
 FGM
 FGA
 3PM
 3PA
 FTM
 FTA
 Minutes 2(3x) latest vs. Delaware St. (12/20/23)

CAREER HIGHS

Points
 Rebounds 1 vs. Delaware St. (12/20/23)
 Assists
 Steals
 Blocks
 FGM
 FGA
 3PM
 3PA
 FTM
 FTA
 Minutes 2(3x) latest vs. Delaware St. (12/20/23)

HIGH SCHOOL

- Averaged 20 points per game on 48 percent shooting from behind the arc as a senior at Gaston Day.
- Three-time member of the Metrolina Athletic Conference All-Conference Team
- Holds the school record at Gaston Day for most three pointers in a game and in a season.

► MONTANARI'S GAME-BY-GAME STATS

Opponent	Date	GS	MIN	Total		3-Pointers		Free throws		Rebounds				PF	A	TO	BLK	STL	PTS	AVG
				FG-FGA	PCT	3FG-3FGA	PCT	FT-FTA	PCT	OFF	DEF	TOT	AVG							
USC Upstate	11/15/2023		00:56	0-0	.000	0-0	.000	0-0	.000	0	0	0	0.0	0	0	0	0	0	0	0.0
Ga. Southern	11/20/2023		01:52	0-0	.000	0-0	.000	0-0	.000	0	0	0	0.0	0	0	0	0	0	0	0.0
at George Mason	11/25/2023		00:50	0-0	.000	0-0	.000	0-0	.000	0	0	0	0.0	0	0	0	0	0	0	0.0
UMES	12/04/2023		01:30	0-0	.000	0-0	.000	0-0	.000	0	0	0	0.0	0	0	0	0	0	0	0.0
Delaware St.	12/20/2023		02:11	0-0	.000	0-0	.000	0-0	.000	0	1	1	0.2	0	0	0	0	0	0	0.0
Totals		0	07:19	0-0	.000	0-0	.000	0-0	.000	0	1	1	0.2	0	0	0	0	0	0	0.0

► MONTANARI'S CAREER STATS

SEASON	TEAM	GP-GS	MIN/AVG	Field Goals		3-Point		F-Throws		Rebounds				Scoring						
				FG-FGA	FG%	3FG-3FGA	3FG%	FT-FTA	FT%	OFF	DEF	TOT	AVG	PF-FO	A	TO	BLK	STL	PTS	AVG
2023-24	ECU	5-0	7/1.5	0-0	.000	0-0	.000	0-0	.000	0	1	1	0.2	0-0	0	0	0	0	0	0.0
TOTAL		5-0	7/1.5	0-0	.000	0-0	.000	0-0	.000	0	1	1	0.2	0-0	0	0	0	0	0	0.0

Pirate Production

	2023-24	Career
Double-figure points	-	-
20-point games	-	-
30-point games	-	-
5+ rebounds	-	-
10+ rebounds	-	-
5+ assists	-	-
2+ steals	-	-
2+ blocks	-	-

Follow the Pirate

: @evan_montanari

: @EvanMontanari



► #11 • FORWARD • VALENTINO PINEDO • SO. (MADRID, SPAIN/SUNRISE CHRISTIAN)



SEASON HIGHS (2023-24)	
Points	2(3x) latest vs. South Fla. (1/31/24)
Rebounds	4 vs. Temple (1/28/24)
Assists	1(3x) latest vs. Delaware St. (12/20/23)
Steals	1(4x) latest at Wichita St. (1/24/24)
Blocks	1 vs. Campbell (11/11/23)
FGM	1(3x) latest vs. South Fla. (1/31/24)
FGA	2(3x) latest at Wichita St. (1/24/24)
3PM	
3PA	
FTM	
FTA	2 at FAU (1/2/24)
Minutes	17 at Wichita St. (1/24/24)

CAREER HIGHS	
Points	5 vs. UT Arlington (11/23/22)
Rebounds	4 vs. Temple (1/28/24)
Assists	1(5x) latest vs. Delaware St. (12/20/23)
Steals	1(5x) latest at Wichita St. (1/24/24)
Blocks	1(2x) latest vs. Campbell (11/11/23)
FGM	1(8x) latest vs. South Fla. (1/31/24)
FGA	2(5x) latest at Wichita St. (1/24/24)
3PM	
3PA	
FTM	4 vs. Presbyterian (11/12/22)
FTA	6 vs. Presbyterian (11/12/22)
Minutes	17 at Wichita St. (1/24/24)

AS A SOPHOMORE (2023-24)

- Recorded a career-high four rebounds vs. Temple (Jan. 28).
- Grabbed two rebounds and recorded a steal in a career-high 17 minutes off the bench against Wichita St. (Jan. 24).

AS A FRESHMAN (2022-23)

- Appeared in 21 games for the Pirates including the last eight games of the season.
- Scored a season-high five points and played a season-high 13 minutes against UT Arlington (Nov. 23).
- Grabbed a season-best three rebounds in the first round of The American Championship against South Florida (Mar. 10).
- Made Honor Roll for the fall and spring semester.

BEFORE EAST CAROLINA

- Averaged 5.6 points and 4.3 rebounds to help lead the U-18 Spain National Team to a 68-61 win over Turkey in the 2022 FIBA U-18 European Championship
- Spent the 2021-22 season playing for Sunrise Christian Academy in Kansas
- Averaged 11.7 points, 8.7 rebounds and 2.3 steals in the 2021 U-18 Spanish Championship with Baloncesto Torrelodones in Madrid before joining Sunrise
- Was a member of the U-16 Spain National Team that won the gold in the 2019 U-16 European Championship

► PINEDO'S GAME-BY-GAME STATS

Opponent	Date	GS	MIN	Total		3-Pointers		Free throws		Rebounds				PF	A	TO	BLK	STL	PTS	AVG
				FG-FGA	PCT	3FG-3FGA	PCT	FT-FTA	PCT	OFF	DEF	TOT	AVG							
Ferrum	11/06/2023		08:58	0-0	.000	0-0	.000	0-0	.000	1	1	2	2.0	1	1	1	0	1	0	0.0
Campbell	11/11/2023		15:25	0-2	.000	0-0	.000	0-0	.000	2	1	3	2.5	1	1	0	1	0	0	0.0
USC Upstate	11/15/2023	*	07:06	0-2	.000	0-0	.000	0-0	.000	1	0	1	2.0	1	0	0	0	0	0	0.0
Northeastern	11/19/2023	*	09:04	0-0	.000	0-0	.000	0-0	.000	0	1	1	1.8	3	0	2	0	0	0	0.0
UNCW	11/30/2023		03:33	0-0	.000	0-0	.000	0-0	.000	0	0	0	1.4	0	0	0	0	0	0	0.0
South Carolina	12/09/2023		01:35	0-0	.000	0-0	.000	0-0	.000	0	0	0	1.2	0	0	0	0	0	0	0.0
vs Florida	12/14/2023		01:17	0-0	.000	0-0	.000	0-0	.000	0	0	0	1.0	0	0	1	0	0	0	0.0
Delaware St.	12/20/2023		09:42	1-1	1.000	0-0	.000	0-0	.000	1	1	2	1.1	1	1	0	0	1	2	0.3
ETSU	12/29/2023		09:59	0-0	.000	0-0	.000	0-1	.000	2	1	3	1.3	3	0	0	0	1	0	0.2
at Fla. Atlantic	01/02/2024		03:10	0-0	.000	0-0	.000	0-2	.000	1	1	2	1.4	1	0	0	0	0	0	0.2
Tulsa	01/07/2024		06:58	0-1	.000	0-0	.000	0-0	.000	0	0	0	1.3	3	0	0	0	0	0	0.2
at Temple	01/10/2024		02:04	0-0	.000	0-0	.000	0-0	.000	0	1	1	1.3	0	0	0	0	0	0	0.2
at Wichita St.	01/24/2024		16:38	0-2	.000	0-0	.000	0-0	.000	1	2	3	1.4	3	0	0	0	1	0	0.2
Temple	01/28/2024		08:16	1-1	1.000	0-0	.000	0-0	.000	3	1	4	1.6	1	0	0	0	0	2	0.3
South Fla.	01/31/2024		12:04	1-1	1.000	0-0	.000	0-0	.000	0	1	1	1.5	1	0	1	0	0	2	0.4
Totals		2	115:48	3-10	.300	0-0	.000	0-3	.000	12	11	23	1.5	19	3	5	1	4	6	0.4

Pirate Production

	2023-24	Career
Double-figure points	-	-
20-point games	-	-
30-point games	-	-
5+ rebounds	-	-
10+ rebounds	-	-
3+ assists	-	-
2+ steals	-	-
2+ blocks	-	-

Follow the Pirate



@valentinopinedo_



@valentino_ps

► PINEDO'S CAREER STATS

				Field Goals		3-Point		F-Throws		Rebounds									Scoring	
SEASON	TEAM	GP-GS	MIN/AVG	FG-FGA	FG%	3FG-3FGA	3FG%	FT-FTA	FT%	OFF	DEF	TOT	AVG	PF-FO	A	TO	BLK	STL	PTS	AVG
2022-23	ECU	21-0	98/4.6	5-9	.556	0-0	.000	10-13	.769	5	4	9	0.4	17-0	2	6	1	1	20	1.0
2023-24	ECU	15-2	116/7.7	3-10	.300	0-0	.000	0-3	.000	12	11	23	1.5	19-0	3	5	1	4	6	0.4
TOTAL		36-2	213/5.9	8-19	.421	0-0	.000	10-16	.625	17	15	32	0.9	36-0	5	11	2	5	26	0.7



► #13 • GUARD • LOGAN BOURGEOIS • FR. (FLEURY-LES-AUBRAIS, FRANCE/CJF FLEURY-LES-AUBRAIS)



SEASON HIGHS (2023-24)

Points	3(2x) latest vs. South Fla. (1/31/24)
Rebounds	1 vs. South Fla. (1/31/24)
Assists	
Steals	
Blocks	
FGM	1(2x) latest vs. South Fla. (1/31/24)
FGA	2 vs. South Fla. (1/31/24)
3PM	1(2x) latest vs. South Fla. (1/31/24)
3PA	1(3x) latest vs. Temple (1/28/24)
FTM	
FTA	
Minutes	8 vs. South Fla. (1/31/24)

CAREER HIGHS

Points	3(2x) latest vs. South Fla. (1/31/24)
Rebounds	1 vs. South Fla. (1/31/24)
Assists	
Steals	
Blocks	
FGM	1(2x) latest vs. South Fla. (1/31/24)
FGA	2 vs. South Fla. (1/31/24)
3PM	1(2x) latest vs. South Fla. (1/31/24)
3PA	1(3x) latest vs. Temple (1/28/24)
FTM	
FTA	
Minutes	8 vs. South Fla. (1/31/24)

AS A FRESHMAN (2023-24)

- Played a season-high eight minutes and made a three-pointer against South Florida (Jan. 31).
- Scored his first collegiate basket at George Mason (Nov. 25).

BEFORE EAST CAROLINA

- Averaged 25 points per game last season with CJF Fleury-Les-Aubrais with five threes made per game on 44 percent shooting from behind the arc.
- Played competitive basketball in France, Italy, Lithuania and Spain.
- Father is Steeve Bourgeois, who played professional basketball for 10 years in France and competed in the French U23 Championship in 1996.

► BOURGEOIS' GAME-BY-GAME STATS

Opponent	Date	GS	MIN	Total		3-Pointers		Free throws		Rebounds				PF	A	TO	BLK	STL	PTS	AVG
				FG-FGA	PCT	3FG-3FGA	PCT	FT-FTA	PCT	OFF	DEF	TOT	AVG							
at George Mason	11/25/2023		01:54	1-1	1.000	1-1	1.000	0-0	.000	0	0	0	0.0	0	0	0	0	0	3	3.0
UNCW	11/30/2023		02:28	0-1	.000	0-1	.000	0-0	.000	0	0	0	0.0	1	0	0	0	0	0	1.5
UMES	12/04/2023		00:59	0-0	.000	0-0	.000	0-0	.000	0	0	0	0.0	0	0	0	0	0	0	1.0
Delaware St.	12/20/2023		02:11	0-0	.000	0-0	.000	0-0	.000	0	0	0	0.0	0	0	0	0	0	0	0.8
ETSU	12/29/2023		01:40	0-0	.000	0-0	.000	0-0	.000	0	0	0	0.0	0	0	0	0	0	0	0.6
Temple	01/28/2024		02:00	0-1	.000	0-1	.000	0-0	.000	0	0	0	0.0	0	0	0	0	0	0	0.5
South Fla.	01/31/2024		07:54	1-2	.500	1-2	.500	0-0	.000	0	1	1	0.1	1	0	0	0	0	3	0.9
at Charlotte	02/03/2024		01:31	0-1	.000	0-0	.000	0-0	.000	0	0	0	0.1	1	0	0	0	0	0	0.8
Totals		0	20:37	2-6	.333	2-5	.400	0-0	.000	0	1	1	0.1	3	0	0	0	0	6	0.8

► BOURGEOIS' CAREER STATS

SEASON TEAM	GP-GS	MIN/AVG	Field Goals		3-Point		F-Throws		Rebounds				Scoring	
			FG-FGA	FG%	3FG-3FGA	3FG%	FT-FTA	FT%	OFF	DEF	TOT	AVG	PF-FO	A TO BLK STL PTS AVG
2023-24 ECU	8-0	21/2.6	2-6	.333	2-5	.400	0-0	.000	0	1	1	0.1	3-0	0 0 0 0 0 6 0.8
TOTAL	8-0	21/2.6	2-6	.333	2-5	.400	0-0	.000	0	1	1	0.1	3-0	0 0 0 0 0 6 0.8

Pirate Production

	2023-24	Career
Double-figure points	-	-
20-point games	-	-
30-point games	-	-
5+ rebounds	-	-
10+ rebounds	-	-
3+ assists	-	-
2+ steals	-	-
2+ blocks	-	-

Follow the Pirate



@log_brg



► #21 • GUARD • JADEN WALKER • JR. (LAWRENCEVILLE, GA./IOWA STATE)



SEASON HIGHS (2023-24)

Points	13 vs. Kennesaw St. (11/21/23)
Rebounds	11 vs. Kennesaw St. (11/21/23)
Assists	3(5x) latest vs. Delaware St. (12/20/23)
Steals	3 vs. Campbell (11/11/23)
Blocks	2 at George Mason (11/25/23)
FGM	5 vs. Kennesaw St. (11/21/23)
FGA	12 vs. Florida (12/14/23)
3PM	2 vs. Florida (12/14/23)
3PA	5(2x) latest vs. Florida (12/14/23)
FTM	4 vs. Temple (1/28/24)
FTA	5(2x) latest vs. Temple (1/28/24)
Minutes	31 at George Mason (11/25/23)

CAREER HIGHS

Points	24 at Tulsa (2/21/23)
Rebounds	14 vs. Kansas (2/13/21)
Assists	10(2x) latest vs. South Fla. (3/9/23)
Steals	6 vs. Temple (12/28/22)
Blocks	2(2x) latest at George Mason (11/25/23)
FGM	10 vs. South Fla. (3/9/23)
FGA	18 vs. South Fla. (3/9/23)
3PM	2 (6x) latest vs. Florida (12/14/23)
3PA	5(3x) latest vs. Florida (12/14/23)
FTM	7 at Tulsa (2/21/23)
FTA	9 at Tulsa (2/21/23)
Minutes	40(3x) latest at Tulane (3/3/23)

AS A JUNIOR (2023-24)

- Recorded six points and four rebounds as a starter at Wichita State (Jan. 24).
- Scored eight points in 23 minutes off the bench against North Texas (Jan. 17).
- Grabbed seven rebounds off the bench versus SMU (Jan. 13).
- Recorded 13 points and 11 boards off the bench against Kennesaw St. (Nov. 21).

AS A JUNIOR (2022-23)

- Started the last 10 games of the season for the Pirates, recording three double-doubles and playing 40 minutes in three of those contests.
- Scored a career-high 24 points at Tulsa in 40 minutes played (Feb. 21).
- Dished out 10 assists along with 18 points at SMU (Feb. 19) for his first career double-double.
- Tallied a career-high six steals against Temple (12/28/22).
- Scored 12 points and grabbed a season-high nine rebounds against Toledo (11/22/22).

BEFORE EAST CAROLINA

- Averaged 2.1 points and 0.9 rebounds per game in 15 games played at Iowa State in 2022.
- Shot 50 percent from the field and scored a career-high eight points against nationally-ranked Texas Tech.
- Finished his Iowa State career averaging 2.8 points, 2.1 rebounds and 1.1 assists in 37 career games.
- Started nine games as a freshman, averaging 18 minutes per game, including a 14-rebound performance against Kansas on February 13, 2021 – the most by a Cyclone true freshman since the 2010-11 season.
- Averaged 3.2 points and shot 81.3 percent at the free throw line, connecting on 13-of-16 attempts.
- Prepped at Core 4 Prep and Discovery High School (Ga.).
- Averaged 12 points, six rebounds and four assists as a junior at Discovery High School.
- All-Region 6 AAAAAAA and Gwinnett All-County as a junior.
- Rated a four-star recruit and the No. 9 player in Georgia coming out of high school by ESPN.
- Selected Iowa State over offers from Ole Miss, Mississippi State, Georgia Tech and New Mexico.

► WALKER'S GAME-BY-GAME STATS

Opponent	Date	GS	MIN	Total		3-Pointers		Free throws		Rebounds				PF	A	TO	BLK	STL	PTS	AVG
				FG-FGA	PCT	3FG-3FGA	PCT	FT-FTA	PCT	OFF	DEF	TOT	AVG							
Ferrum	11/06/2023		27:45	3-4	.750	0-1	.000	2-3	.667	1	1	2	2.0	1	3	3	0	1	8	8.0
Campbell	11/11/2023	*	26:42	2-6	.333	1-2	.500	0-1	.000	1	0	1	1.5	4	3	4	0	3	5	6.5
USC Upstate	11/15/2023	*	28:01	3-8	.375	0-1	.000	2-5	.400	2	3	5	2.7	4	1	2	0	0	8	7.0
Northeastern	11/19/2023		24:54	3-5	.600	0-0	.000	2-3	.667	2	2	4	3.0	0	3	0	0	1	8	7.3
Ga. Southern	11/20/2023		19:30	4-4	1.000	1-1	1.000	0-1	.000	1	3	4	3.2	4	1	1	0	1	9	7.6
Kennesaw St.	11/21/2023		29:50	5-10	.500	1-5	.200	2-2	1.000	1	10	11	4.5	4	3	1	1	1	13	8.5
at George Mason	11/25/2023		30:48	2-9	.222	0-2	.000	1-2	.500	1	2	3	4.3	1	2	1	2	0	5	8.0
UNCW	11/30/2023		12:30	0-2	.000	0-2	.000	1-2	.500	0	2	2	4.0	2	1	2	0	1	1	7.1
South Carolina	12/09/2023		27:32	1-3	.333	0-0	.000	1-2	.500	0	3	3	3.9	4	3	0	0	1	3	6.7
vs Florida	12/14/2023		24:22	3-12	.250	2-5	.400	0-0	.000	0	2	2	3.7	4	2	0	0	2	8	6.8
Delaware St.	12/20/2023		18:00	1-4	.250	0-3	.000	0-0	.000	1	1	2	3.5	0	3	2	0	1	2	6.4
ETSU	12/29/2023		09:44	0-2	.000	0-1	.000	0-0	.000	0	2	2	3.4	1	1	0	0	0	0	5.8
at Fla. Atlantic	01/02/2024		04:28	1-2	.500	0-0	.000	0-0	.000	0	1	1	3.2	0	0	1	0	0	2	5.5
Tulsa	01/07/2024		07:20	0-1	.000	0-0	.000	0-0	.000	0	1	1	3.1	1	0	0	1	0	0	5.1
at Temple	01/10/2024		13:17	1-1	1.000	0-0	.000	0-0	.000	0	0	0	2.9	1	1	3	0	0	2	4.9
SMU	01/13/2024		24:56	1-3	.333	0-0	.000	0-0	.000	0	7	7	3.1	0	0	1	1	1	2	4.8
North Texas	01/17/2024		23:27	3-3	1.000	1-1	1.000	1-3	.333	0	0	0	2.9	0	1	1	1	0	8	4.9
at UAB	01/20/2024		30:59	2-7	.286	1-2	.500	3-3	1.000	2	3	5	3.1	2	2	2	1	0	8	5.1
at Wichita St.	01/24/2024	*	25:46	3-10	.300	0-2	.000	0-0	.000	1	3	4	3.1	3	1	1	0	1	6	5.2
Temple	01/28/2024	*	29:03	3-7	.429	0-2	.000	4-5	.800	1	4	5	3.2	4	0	2	0	1	10	5.4
South Fla.	01/31/2024	*	15:24	1-4	.250	0-0	.000	1-2	.500	0	2	2	3.1	2	1	0	0	1	3	5.3
at Charlotte	02/03/2024	*	18:28	2-7	.286	1-1	1.000	4-4	1.000	0	1	1	3.0	2	0	2	1	1	9	5.5
Totals			6 472:46	44-114	.386	8-31	.258	24-38	.632	14	53	67	3.0	44	32	29	8	17	120	5.5

► WALKER'S CAREER STATS

SEASON	TEAM	GP-GS	MIN/AVG	Field Goals		3-Point		F-Throws		Rebounds				Scoring						
				FG-FGA	FG%	3FG-3FGA	3FG%	FT-FTA	FT%	OFF	DEF	TOT	AVG	PF-FO	A	TO	BLK	STL	PTS	AVG
2020-21	IowaSt	22-9	397/18.0	26-71	.366	6-21	.286	13-16	.813	5	60	65	3.0	39-2	31	38	4	21	71	3.2
2021-22	IowaSt	15-0	114/7.6	12-24	.500	1-3	.333	7-14	.500	8	6	14	0.9	14-0	9	12	1	9	32	2.1
2022-23	ECU	32-16	947/29.6	89-226	.394	23-71	.324	42-72	.583	26	122	148	4.6	74-0	101	73	4	40	243	7.6
2023-24	ECU	21-5	454/21.6	42-107	.393	7-30	.233	20-34	.588	14	52	66	3.1	42-0	32	27	7	16	111	5.3
TOTAL FOR ECU																				
TOTAL		90-30	1912/21.2	169-428	.395	37-125	.296	82-136	.603	53	240	293	3.3	169-2	173	150	16	86	457	5.1

Pirate Production

	2023-24	Career
Double-figure points	2	12
20-point games	-	2
30-point games	-	-
5+ rebounds	4	21
10+ rebounds	1	5
3+ assists	6	27
2+ steals	2	20
2+ blocks	1	2

Follow the Pirate



@iamjadennn



@_iamjadennn



► #23 • FORWARD • BENCAO VUNGO • FR. (CHITATO, ANGOLA/SOUTHERN COAST ACADEMY)

SEASON HIGHS (2023-24)

Points	2 vs. South Fla. (1/31/24)
Rebounds	2 vs. South Fla. (1/31/24)
Assists	
Steals	
Blocks	
FGM	1 vs. South Fla. (1/31/24)
FGA	5 vs. South Fla. (1/31/24)
3PM	
3PA	2 vs. South Fla. (1/31/24)
FTM	
FTA	
Minutes	19 vs. South Fla. (1/31/24)

CAREER HIGHS

Points	2 vs. South Fla. (1/31/24)
Rebounds	2 vs. South Fla. (1/31/24)
Assists	
Steals	
Blocks	
FGM	1 vs. South Fla. (1/31/24)
FGA	5 vs. South Fla. (1/31/24)
3PM	
3PA	2 vs. South Fla. (1/31/24)
FTM	
FTA	
Minutes	19 vs. South Fla. (1/31/24)

AS A FRESHMAN (2023-24)

- Scored his first collegiate basket in 19 minutes of action vs. South Florida (Jan. 31).

BEFORE EAST CAROLINA

- Competed at Southern Coast Academy in Orlando, Fla. before joining the Pirates for the 2024 spring semester.
- Played for both the U17 and U18 Angola national teams.
- During the 2022 African U18 championships, Vungo participated in seven games for Angola, averaging 21 minutes per contest and scoring 9.6 points per game.
- Shot 41.2 percent from the field, 45.2 percent from 3-point range, and 64.7 percent from the free throw line.
- Best performance with the U18 Angolan team came against Egypt in the U18 African Championship Semifinals where he scored 23 points on 5-of-9 shooting from behind the arc.

► VUNGO'S GAME-BY-GAME STATS

Opponent	Date	GS	MIN	Total		3-Pointers		Free throws		Rebounds				PF				PTS	AVG
				FG-FGA	PCT	3FG-3FGA	PCT	FT-FTA	PCT	OFF	DEF	TOT	AVG	A	TO	BLK	STL		
Temple	01/28/2024		04:35	0-1	.000	0-1	.000	0-0	.000	0	0	0	0.0	0	0	0	0	0	0.0
South Fla.	01/31/2024		19:28	1-5	.200	0-2	.000	0-0	.000	0	2	2	1.0	2	0	0	0	2	1.0
at Charlotte	02/03/2024		04:58	0-0	.000	0-0	.000	0-0	.000	0	1	1	1.0	1	0	0	0	0	0.7
Totals		0	29:01	1-6	.167	0-3	.000	0-0	.000	0	3	3	1.0	3	0	0	0	2	0.7

Pirate Production

	2023-24	Career
Double-figure points	-	-
20+ point games	-	-
30+ point games	-	-
5+ rebounds	-	-
10+ rebounds	-	-
3+ assists	-	-
2+ steals	-	-
2+ blocks	-	-

► VUNGO'S CAREER STATS

				Field Goals		3-Point		F-Throws		Rebounds									Scoring	
SEASON	TEAM	GP-GS	MIN/AVG	FG-FGA	FG%	3FG-3FGA	3FG%	FT-FTA	FT%	OFF	DEF	TOT	AVG	PF-FO	A	TO	BLK	STL	PTS	AVG
2023-24	ECU	3-0	29/9.7	1-6	.167	0-3	.000	0-0	.000	0	3	3	1.0	3-0	0	0	0	0	2	0.7
TOTAL		3-0	29/9.7	1-6	.167	0-3	.000	0-0	.000	0	3	3	1.0	3-0	0	0	0	0	2	0.7

Follow the Pirate



@benvungo10



@BencaoVungo2



#25 • GUARD • BENJAMIN BAYELA • SR. (LE CHESNAY ROCQUENCOURT, FRANCE/SOUTH PLAINS COLLEGE)



SEASON HIGHS (2023-24)

Points	9 vs. Northeastern (11/19/23)
Rebounds	3(3x) latest vs. USC Upstate (11/15/23)
Assists	1 at George Mason (11/25/23)
Steals	2 vs. Campbell (11/11/23)
Blocks	1 vs. Campbell (11/11/23)
FGM	3 vs. Northeastern (11/19/23)
FGA	5(2x) latest vs. Campbell (11/11/23)
3PM	3 vs. Northeastern (11/19/23)
3PA	6 vs. Northeastern (11/19/23)
FTM	2(2x) latest vs. UNCW (11/30/23)
FTA	2(2x) latest vs. UNCW (11/30/23)
Minutes	18(2x) latest vs. UMES (12/4/23)

CAREER HIGHS

Points	20 (2x) last vs. Clarendon (2/15/21)
Rebounds	11 vs. RPA College (1/20/21)
Assists	4 (2x) last at Frank Phillips (3/29/21)
Steals	3 vs. Howard College (2/8/21)
Blocks	3 vs. RPA College (1/20/21)
FGM	8 vs. Frank Phillips (3/1/21)
FGA	13 vs. Murray State College (1/22/21)
3PM	6 vs. Wichita St. (1/29/23)
3PA	10 at Odessa (4/1/21)
FTM	5 at Collin County CC (1/31/21)
FTA	6 (2x) last vs. Howard College (2/8/21)
Minutes	38 vs. Otero Junior College (2/3/21)

AS A SENIOR (2023-24)

- ▶ Hit three three-pointers for nine points off the bench against Northeastern (Nov. 19).

AS A JUNIOR (2022-23)

- ▶ Scored a season-high 18 points off the bench against Wichita State (Jan. 29) on a career-best six threes made.
- ▶ Scored his first basket as a Pirate and grabbed seven rebounds against Presbyterian (Nov. 12).

AT SOUTH PLAINS COLLEGE

- ▶ Two-year starter for national junior college powerhouse South Plains College.
- ▶ Averaged 10.5 points and 6.1 rebounds during the 2020-21 campaign.
- ▶ Played a key part in the Texans 18-3 record, a share of the Western Junior College Athletic Conference title, a No. 1 national ranking and an appearance in the quarterfinal round of the NJCAA Men's Basketball National Tournament.
- ▶ Shot 42.9 percent from the field with 15 steals and nine blocks over 19 games.
- ▶ Averaged 12.2 points per game, shooting 38.3 percent from 3-point range and 72 percent from the line in his freshman campaign.
- ▶ Also received offers from Oklahoma State, Texas A&M, South Florida and St. John's.

▶ BAYELA'S GAME-BY-GAME STATS

Opponent	Date	GS	MIN	Total		3-Pointers		Free throws		Rebounds				PF	A	TO	BLK	STL	PTS	AVG
				FG-FGA	PCT	3FG-3FGA	PCT	FT-FTA	PCT	OFF	DEF	TOT	AVG							
Ferrum	11/06/2023		13:40	2-5	.400	2-5	.400	2-2	1.000	0	3	3	3.0	2	0	1	0	1	8	8.0
Campbell	11/11/2023		13:22	1-5	.200	0-4	.000	0-0	.000	2	1	3	3.0	1	0	0	1	2	2	5.0
USC Upstate	11/15/2023		15:18	0-3	.000	0-1	.000	0-0	.000	3	0	3	3.0	3	0	0	0	0	0	3.3
Northeastern	11/19/2023		17:59	3-7	.429	3-6	.500	0-0	.000	1	1	2	2.8	4	0	1	0	1	9	4.8
at George Mason	11/25/2023		07:51	0-1	.000	0-1	.000	0-0	.000	1	0	1	2.4	0	1	1	0	0	0	3.8
UNCW	11/30/2023		10:07	0-2	.000	0-1	.000	2-2	1.000	0	2	2	2.3	4	0	0	0	1	2	3.5
UMES	12/04/2023		17:53	1-3	.333	0-2	.000	0-0	.000	0	2	2	2.3	2	0	0	0	1	2	3.3
Tulsa	01/07/2024		06:29	1-1	1.000	1-1	1.000	0-0	.000	0	0	0	2.0	1	0	0	0	1	3	3.3
at Temple	01/10/2024		04:50	0-1	.000	0-1	.000	0-0	.000	0	0	0	1.8	0	0	0	0	0	0	2.9
SMU	01/13/2024		04:18	0-2	.000	0-2	.000	0-0	.000	0	0	0	1.6	1	0	0	0	0	0	2.6
North Texas	01/17/2024		02:20	0-0	.000	0-0	.000	0-0	.000	0	0	0	1.5	0	0	0	0	0	0	2.4
at Wichita St.	01/24/2024		01:50	0-2	.000	0-1	.000	0-0	.000	0	0	0	1.3	0	0	0	0	0	0	2.2
Totals		0	115:56	8-32	.250	6-25	.240	4-4	1.000	7	9	16	1.3	18	1	3	1	7	26	2.2

Pirate Production

	2023-24	Career
Double-figure points	2	10
20-point games	-	2
50-point games	-	-
5+ rebounds	-	13
10+ rebounds	-	3
3+ assists	-	-
2+ steals	1	10
2+ blocks	-	5

Follow the Pirate

: @benbayela

: @BenBayela

▶ BAYELA'S CAREER STATS

			Field Goals		3-Point		F-Throws		Rebounds				Scoring							
SEASON	TEAM	GP-GS	MIN/AVG	FG-FGA	FG%	3FG-3FGA	3FG%	FT-FTA	FT%	OFF	DEF	TOT	AVG	PF-FO	A	TO	BLK	STL	PTS	AVG
2022-23	ECU	24-7	372/15.5	26-98	.265	22-77	.286	12-21	.571	15	45	60	2.5	51-1	9	11	4	15	86	3.6
2023-24	ECU	12-0	116/9.7	8-32	.250	6-25	.240	4-4	1.000	7	9	16	1.3	18-0	1	3	1	7	26	2.2
TOTAL		36-7	488/13.6	34-130	.262	28-102	.275	16-25	.640	22	54	76	2.1	69-1	10	14	5	22	112	3.1



► #32 • CENTER • CYR MALONGA • FR. (POINTE-NOIRE, CONGO/EVANGEL CHRISTIAN)



SEASON HIGHS (2023-24)

Points	6(2x) latest vs. Charlotte (2/3/24)
Rebounds	5 at Wichita St. (1/24/24)
Assists	
Steals	2 at Wichita St. (1/24/24)
Blocks	1(7x) latest vs. South Fla. (1/31/24)
FGM	3 vs. Delaware St. (12/20/23)
FGA	6 vs. Delaware St. (12/20/23)
3PM	
3PA	
FTM	2 vs. Charlotte (2/3/24)
FTA	2(3x) latest vs. Charlotte (2/3/24)
Minutes	15 vs. Temple (1/28/24)

CAREER HIGHS

Points	6(2x) latest vs. Charlotte (2/3/24)
Rebounds	5 at Wichita St. (1/24/24)
Assists	
Steals	2 at Wichita St. (1/24/24)
Blocks	1(7x) latest vs. South Fla. (1/31/24)
FGM	3 vs. Delaware St. (12/20/23)
FGA	6 vs. Delaware St. (12/20/23)
3PM	
3PA	
FTM	2 vs. Charlotte (2/3/24)
FTA	2(3x) latest vs. Charlotte (2/3/24)
Minutes	15 vs. Temple (1/28/24)

AS A FRESHMAN (2023-24)

- Scored six points on 2-of-3 shooting at Charlotte (Feb. 3).
- Grabbed a career-high five rebounds at Wichita State (Jan. 24).
- Made first collegiate start against Florida on Dec. 14, recording four points and four rebounds.
- Scored his first collegiate basket and recorded two rebounds and a block against Ga. Southern (Nov. 20).

HIGH SCHOOL

- Competed at Evangel Christian where he averaged 10.8 points, shooting a team-best 68 percent from the floor, and grabbed a team-high 7.9 rebounds per game as a junior to help lead the Eagles to their first district title in the 23rd District Tournament with a game-high 24 points.
- Played travel ball for Boo Williams in the Nike EYBL and ranks as the No. 31 center in the 2023 class and No. 3 player in Kentucky, according to 247Sports' composite rankings.
- Averaged a double-double as a sophomore with 11.5 points and 11.8 rebounds.
- Competed for Team Thad in the Nike EYBL where he averaged 10 points, 11 rebounds and four blocks per game in the summer of 2021.

► MALONGA'S GAME-BY-GAME STATS

				Total		3-Pointers		Free throws		Rebounds										
Opponent	Date	GS	MIN	FG-FGA	PCT	3FG-3FGA	PCT	FT-FTA	PCT	OFF	DEF	TOT	AVG	PF	A	TO	BLK	STL	PTS	AVG
USC Upstate	11/15/2023		05:59	0-0	.000	0-0	.000	0-0	.000	0	1	1	1.0	1	0	1	0	0	0	0.0
Northeastern	11/19/2023		07:27	0-1	.000	0-0	.000	0-0	.000	1	1	2	1.5	1	0	0	0	1	0	0.0
Ga. Southern	11/20/2023		08:01	1-1	1.000	0-0	.000	0-0	.000	1	1	2	1.7	2	0	1	1	0	2	0.7
Kennesaw St.	11/21/2023		03:28	1-1	1.000	0-0	.000	0-0	.000	1	0	1	1.5	0	0	0	0	0	2	1.0
at George Mason	11/25/2023		09:48	0-2	.000	0-0	.000	0-1	.000	1	0	1	1.4	0	0	0	1	0	0	0.8
UNCW	11/30/2023		10:56	2-2	1.000	0-0	.000	0-2	.000	2	1	3	1.7	0	0	0	0	0	4	1.3
UMES	12/04/2023		01:03	0-0	.000	0-0	.000	0-0	.000	0	0	0	1.4	0	0	0	0	0	0	1.1
vs Florida	12/14/2023	*	13:21	2-3	.667	0-0	.000	0-0	.000	3	1	4	1.8	0	0	0	1	0	4	1.5
Delaware St.	12/20/2023		12:57	3-6	.500	0-0	.000	0-0	.000	2	1	3	1.9	1	0	0	1	0	6	2.0
ETSU	12/29/2023		03:27	0-0	.000	0-0	.000	0-0	.000	0	0	0	1.7	0	0	0	0	1	0	1.8
at Fla. Atlantic	01/02/2024	*	06:08	0-0	.000	0-0	.000	0-0	.000	0	1	1	1.6	1	0	0	0	0	0	1.6
SMU	01/13/2024		03:18	0-0	.000	0-0	.000	0-0	.000	0	0	0	1.5	0	0	0	0	0	0	1.5
North Texas	01/17/2024	*	12:17	1-1	1.000	0-0	.000	1-1	1.000	2	0	2	1.5	1	0	0	0	0	3	1.6
at UAB	01/20/2024		06:07	0-0	.000	0-0	.000	0-0	.000	1	0	1	1.5	4	0	1	0	0	0	1.5
at Wichita St.	01/24/2024	*	11:42	1-4	.250	0-0	.000	1-1	1.000	2	3	5	1.7	0	0	0	1	2	3	1.6
Temple	01/28/2024	*	14:48	0-0	.000	0-0	.000	0-0	.000	1	1	2	1.8	1	0	0	1	0	0	1.5
South Fla.	01/31/2024	*	07:24	1-2	.500	0-0	.000	1-2	.500	2	1	3	1.8	0	0	0	1	0	3	1.6
at Charlotte	02/03/2024	*	08:10	2-3	.667	0-0	.000	2-2	1.000	0	2	2	1.8	0	0	0	0	0	6	1.8
Totals		7	146:21	14-26	.538	0-0	.000	5-9	.556	19	14	33	1.8	12	0	3	7	4	33	1.8

Pirate Production

	2023-24	Career
Double-figure points	-	-
20-point games	-	-
30-point games	-	-
5+ rebounds	1	1
10+ rebounds	-	-
3+ assists	-	-
2+ steals	1	1
2+ blocks	-	-

Follow the Pirate



@cyr_malonga21



@MalongaCyr

► MALONGA'S CAREER STATS

				Field Goals		3-Point		F-Throws		Rebounds				Scoring						
SEASON	TEAM	GP-GS	MIN/AVG	FG-FGA	FG%	3FG-3FGA	3FG%	FT-FTA	FT%	OFF	DEF	TOT	AVG	PF-FO	A	TO	BLK	STL	PTS	AVG
2023-24	ECU	18-7	146/8.1	14-26	.538	0-0	.000	5-9	.556	19	14	33	1.8	12-0	0	3	7	4	33	1.8
TOTAL		18-7	146/8.1	14-26	.538	0-0	.000	5-9	.556	19	14	33	1.8	12-0	0	3	7	4	33	1.8



► #35 • FORWARD • GRANT SMITH • SO. (RICHMOND, VA./QUINCY COLLEGE)



BEFORE EAST CAROLINA

- Averaged seven points and seven rebounds off the bench to help lead Quincy College to a 20-7 record as a freshman, which was the school's second 20-win season in school history.
- Was the team captain at Douglas S. Freeman High School and averaged 12 points and nine boards to earn a spot on the All-Region team.



Follow the Pirate

► #50 • CENTER • CALLUM RICHARD • FR. (STANLEY, N.C./GASTON DAY)



SEASON HIGHS (2023-24)

Points	4 vs. UMES (12/4/23)
Rebounds	5 vs. UNCW (11/30/23)
Assists	
Steals	1 vs. Ferrum (11/6/23)
Blocks	1 vs. UMES (12/4/23)
FGM	1(2x) latest at Wichita St. (1/24/24)
FGA	1(4x) latest at Wichita St. (1/24/24)
3PM	
3PA	
FTM	4 vs. UMES (12/4/23)
FTA	6 vs. UMES (12/4/23)
Minutes	14 vs. UNCW (11/30/23)

CAREER HIGHS

Points	4 vs. UMES (12/4/23)
Rebounds	5 vs. UNCW (11/30/23)
Assists	
Steals	1 vs. Ferrum (11/6/23)
Blocks	1 vs. UMES (12/4/23)
FGM	1(2x) latest at Wichita St. (1/24/24)
FGA	1(4x) latest at Wichita St. (1/24/24)
3PM	
3PA	
FTM	4 vs. UMES (12/4/23)
FTA	6 vs. UMES (12/4/23)
Minutes	14 vs. UNCW (11/30/23)

AS A FRESHMAN (2023-24)

- Earned the first start of his collegiate career against UNCW (Nov. 30).
- Scored his first collegiate basket in eight minutes of action versus Ga. Southern (Nov. 20).

HIGH SCHOOL

- Competed at Gaston Day for four seasons, averaging 15.1 points, 9.2 rebounds, and 2.7 blocks per game as a senior, and was selected to the NCISAA 2A All-State Team.
- Averaged a double-double as a junior with 13.2 points and 10 rebounds per game to earn an All-Metrolina Athletic Conference selection and a spot on the NCISAA 2A All-State team.
- Ranked as the 19th best player in the state and third best at his position according to Hoopseen.

► RICHARD'S GAME-BY-GAME STATS

Opponent	Date	GS	MIN	Total		3-Pointers		Free throws		Rebounds				PF	A	TO	BLK	STL	PTS	AVG
				FG-FGA	PCT	3FG-3FGA	PCT	FT-FTA	PCT	OFF	DEF	TOT	AVG							
Ferrum	11/06/2023		02:43	0-0	.000	0-0	.000	0-0	.000	1	0	1	1.0	0	0	0	0	1	0	0.0
Ga. Southern	11/20/2023		08:21	1-1	1.000	0-0	.000	0-0	.000	0	0	0	0.5	0	0	0	0	0	2	1.0
at George Mason	11/25/2023		03:16	0-1	.000	0-0	.000	0-0	.000	1	0	1	0.7	1	0	0	0	0	0	0.7
UNCW	11/30/2023	*	14:25	0-0	.000	0-0	.000	0-0	.000	3	2	5	1.8	5	0	0	0	0	0	0.5
UMES	12/04/2023		07:11	0-1	.000	0-0	.000	4-6	.667	1	1	2	1.8	0	0	1	1	0	4	1.2
South Carolina	12/09/2023		04:53	0-0	.000	0-0	.000	0-0	.000	1	0	1	1.7	1	0	0	0	0	0	1.0
vs Florida	12/14/2023		01:48	0-0	.000	0-0	.000	0-0	.000	0	0	0	1.4	1	0	0	0	0	0	0.9
Delaware St.	12/20/2023		01:52	0-0	.000	0-0	.000	0-0	.000	0	0	0	1.3	0	0	0	0	0	0	0.8
at Temple	01/10/2024		01:01	0-0	.000	0-0	.000	0-0	.000	0	0	0	1.1	0	0	0	0	0	0	0.7
at Wichita St.	01/24/2024		06:41	1-1	1.000	0-0	.000	0-2	.000	1	0	1	1.1	2	0	0	0	0	2	0.8
at Charlotte	02/03/2024		01:39	0-0	.000	0-0	.000	0-0	.000	0	0	0	1.0	1	0	0	0	0	0	0.7
Totals		1	53:50	2-4	.500	0-0	.000	4-8	.500	8	3	11	1.0	11	0	1	1	1	8	0.7

Pirate Production

	2023-24	Career
Double-figure points	-	-
20-point games	-	-
30-point games	-	-
5+ rebounds	1	1
10+ rebounds	-	-
3+ assists	-	-
2+ steals	-	-
2+ blocks	-	-

Follow the Pirate



► RICHARD'S CAREER STATS

				Field Goals		3-Point		F-Throws		Rebounds											Scoring	
SEASON	TEAM	GP-GS	MIN/AVG	FG-FGA	FG%	3FG-3FGA	3FG%	FT-FTA	FT%	OFF	DEF	TOT	AVG	PF-FO	A	TO	BLK	STL	PTS	AVG		
2023-24	ECU	11-1	54/4.9	2-4	.500	0-0	.000	4-8	.500	8	3	11	1.0	11-1	0	1	1	1	8	0.7		
TOTAL		11-1	54/4.9	2-4	.500	0-0	.000	4-8	.500	8	3	11	1.0	11-1	0	1	1	1	8	0.7		



American Athletic Conference Men's Basketball Standings (as of Feb. 1)

	American		Overall		H	A	N	Streak
	W-L	Pct.	W-L	Pct.				
1. South Florida	9-1	.900	16-5	.762	11-2	4-3	1-0	W8
2. Florida Atlantic	8-1	.889	18-4	.818	9-1	3-2	6-1	W7
3. Charlotte	8-2	.800	14-8	.636	10-1	3-5	1-2	L1
4. SMU	7-3	.700	16-7	.696	11-2	4-4	1-1	W3
5. UAB	6-3	.667	14-8	.636	9-3	4-4	1-1	L1
6. North Texas	6-4	.600	13-9	.591	9-2	3-3	1-4	W1
7. Memphis	5-4	.556	16-6	.727	9-2	5-3	2-1	W1
8. Tulane	4-6	.400	13-9	.591	10-3	2-4	1-2	W1
9. East Carolina	4-6	.400	11-12	.478	9-7	2-4	0-1	L2
10. Tulsa	3-7	.300	12-10	.545	11-3	1-6	0-1	L2
11. Rice	3-7	.300	9-14	.391	5-7	4-4	0-3	L1
12. Wichita State	2-8	.200	10-13	.435	8-3	1-7	1-3	W1
13. UTSA	2-8	.200	8-15	.348	6-6	2-9	0-0	L3
14. Temple	1-8	.111	8-14	.364	4-5	2-6	2-3	L7

UPCOMING AMERICAN ATHLETIC CONFERENCE GAMES

Saturday, February 10

South Florida at Rice (ESPN+) 3:00 p.m.

East Carolina at UTSA (ESPNU) 4:00 p.m.

RECENT AMERICAN ATHLETIC CONFERENCE GAMES

Wednesday, February 7

Wichita State 84, UTSA 64

SMU 95, Rice 69

North Texas 68, Tulsa 55

- game times listed are ET

AAC WEEKLY AWARDS

RJ Felton (Honor Roll) Nov. 13, Dec. 26, Jan. 29

Bobby Pettiford Jr. (Honor Roll) Dec. 4

Ezra Ausar (Honor Roll) Dec. 11, Jan. 15

Brandon Johnson (Honor Roll) Jan. 8

TEAM STAT RANKINGS IN THE AMERICAN (AS OF FEB. 8)

Scoring Offense	13th (68.8)
Scoring Defense	4th (68.1)
Scoring Margin	10th (+0.74)
FT Pct.	11th (69.9)
FG Pct.	13th (41.4)
FG Pct. Defense	10th (43.3)
3PT Pct.	14th (29.4)
3PT Made Per Game	13th (6.2)
3PT FG Pct. Defense	2nd (30.3)
Rebounding Offense	12th (35.6)
Rebounding Defense	6th (35.4)
Rebounding Margin	9th (+0.22)
Blocks	13th (2.7)
Assists	13th (10.9)
Steals	5th (8.0)
Turnover Margin	3rd (+2.5)
Assist/Turnover Ratio	10th (1.02)
Off. Rebs Per Game	4th (12.4)
Def. Rebs Per Game	14th (23.1)

- bold text denotes top-five ranking

2023-24 AMERICAN ATHLETIC CONFERENCE PRESEASON POLL

1. Florida Atlantic (11)	167
2. Memphis (3)	159
3. Tulane	142
4. UAB	128
5. East Carolina	105
6. North Texas	100
7. SMU	97
8. Wichita State	90
9. South Florida	62
10. Tulsa	59
11. Rice	56
12. Temple	49
13. Charlotte	46
14. UTSA	14

() - first-place votes

2023-24 PRESEASON ALL-AAC FIRST TEAM

Eric Gaines	Guard, Junior, UAB
Johnell Davis +	Guard, Junior, Florida Atlantic
Alijah Martin +	Guard, Junior, Florida Atlantic
Jahvon Quinerly	Guard, Senior, Memphis
Jaylen Forbes*	Guard, Junior, Tulane

+ Preseason Player of the Year

* unanimous selection

2023-24 PRESEASON ALL-AAC SECOND TEAM

RJ Felton	Junior, Guard, East Carolina
Jordan Brown	Redshirt Senior, Forward, Memphis
Max Fielder	Senior, Forward, Rice
Zhuric Phelps	Junior, Guard, SMU
Kevin Cross	Junior, Forward, Tulane

2023-24 AAC NCAA NET RANKINGS (AS OF FEB. 8)

Florida Atlantic	25
SMU	45
North Texas	77
Memphis	78
Charlotte	95
South Florida	103
Tulane	117
UAB	128
Wichita State	152
Tulsa	182
East Carolina	194
Rice	232
Temple	253
UTSA	289



2023-24 RESULTS

Date	Opponent	W/L	Score	ECU High Scorer	Opp. High Scorer	High Rebounds	High Assists	Attendance
N6	Ferrum	W	91-61	Brandon Johnson - 29	Jikari Johnson - 19	Brandon Johnson - 9	Kalib LaCount - 6	4,529
N11	Campbell	W	77-63	RJ Felton - 30	Anthony Dell'Orso - 35	RJ Felton - 11	Bobby Pettiford Jr. - 7	4,621
N15	USC Upstate	L	81-83	Ezra Ausar - 33	Trae Broadnax - 20	RJ Felton - 9	Bobby Pettiford Jr. - 4	4,585
N19	Northeastern	L	76-82	Ezra Ausar - 18	Chris Doherty - 18	RJ Felton - 6	Bobby Pettiford Jr. - 6	3,673
N20	Georgia Southern	W	82-64	Quentin Diboundje - 27	Derrick Harris Jr. - 17	Brandon Johnson - 10	Kalib LaCount - 7	3,536
N21	Kennesaw State	W	85-84	RJ Felton - 19	Terrell Burden - 19	RJ Felton - 10	Bobby Pettiford Jr., Jaden Walker - 3	3,311
N25	at George Mason	L	59-81	Brandon Johnson, Quentin Diboundje - 13	Darius Maddox - 19	Brandon Johnson - 7	Bobby Pettiford Jr. - 3	3,268
N30	UNC Wilmington	W	74-66	Bobby Pettiford Jr. - 24	Shykeim Phillips - 20	Brandon Johnson - 11	Bobby Pettiford Jr., Kalib LaCount - 2	5,182
D4	UMES	W	63-52	Ezra Ausar - 18	Chace Davis - 13	Ezra Ausar, Brandon Johnson - 10	Bobby Pettiford Jr. - 4	3,625
D9	South Carolina	L	62-68	RJ Felton - 15	Meechie Johnson, Myles Stute - 15	Brandon Johnson - 8	Jaden Walker - 3	5,568
D14	vs. Florida	L	65-70	RJ Felton, Ezra Ausar - 14	Walter Clayton Jr. - 22	Brandon Johnson - 10	Bobby Pettiford Jr. - 5	3,073
D20	Delaware State	W	79-50	RJ Felton - 26	Wesley Oba - 15	Brandon Johnson - 15	Bobby Pettiford Jr., Brandon Johnson - 4	3,878
D29	East Tennessee State	L	70-86	Brandon Johnson - 19	Jaden Seymour - 24	Brandon Johnson - 9	Bobby Pettiford Jr., RJ Felton - 2	4,259
J2	at Florida Atlantic	L	64-79	Brandon Johnson - 15	Johnell Davis, Alijah Martin - 20	Brandon Johnson - 10	Pettiford Jr., Johnson - 2	3,161
J7	Tulsa	W	62-57	Brandon Johnson - 17	Cobe Williams - 18	Brandon Johnson - 9	Bobby Pettiford Jr. - 6	4,454
J10	at Temple	W	73-62	RJ Felton - 20	Jordan Riley - 15	Brandon Johnson - 9	Bobby Pettiford Jr. - 6	2,003
J13	SMU	L	64-75	Ezra Ausar - 25	Zhuric Phelps - 17	Ezra Ausar - 8	Six players - 1	5,213
J17	North Texas	L	59-60	RJ Felton - 16	Jason Edwards - 20	Brandon Johnson - 8	Bobby Pettiford Jr. - 6	4,287
J20	at UAB	L	61-69	Ezra Ausar - 16	Eric Gaines - 17	Brandon Johnson, Ezra Ausar - 10	Bobby Pettiford Jr. - 4	3,872
J24	at Wichita State	W	54-52	Brandon Johnson - 12	Harlond Beverly - 18	Brandon Johnson - 7	Cam Hayes - 2	5,252
J28	Temple	W	70-64 (OT)	RJ Felton - 24	Jordan Riley - 20	RJ Felton - 11	Three players - 2	4,132
J31	South Florida	L	60-71	Cam Hayes - 14	Chris Youngblood - 20	Brandon Johnson - 6	Bobby Pettiford Jr. - 4	4,053
F3	at Charlotte	L	52-67	RJ Felton - 20	Lu'Cye Patterson - 16	Brandon Johnson, RJ Felton - 5	Cam Hayes - 3	8,201

MARGIN OF VICTORY/DEFEAT

	1	2	3	4	5	6	7	8	9	10	11	12	13	14	15	16	17	18	19	20+
WON	1	1			1	1		1			2			1				1		2
LOST	1	1			1	2		1			2				2	1				1

AT THE HALF

	2023-24	H	A	N	SHOOTING PERCENTAGE	2023-24	H	A	N
Leading	8-3	6-1	2-2	0-0	ECU shoots better than opponent	7-1	6-1	1-0	0-0
Trailing	3-9	3-6	0-2	0-1	ECU shoots worse than opponent	4-10	3-5	1-4	0-1
Tied	0-0	0-0	0-0	0-0	Same shooting percentage	0-1	0-1	0-0	0-0
WHEN SCORING	2023-24	H	A	N	3-POINT FIELD GOALS	2023-24	H	A	N
Less than 70 points	3-9	2-4	1-4	0-1	ECU makes more 3FGM than opponent	7-3	5-1	2-1	0-1
Scoring 70-79 points	5-2	4-2	1-0	0-0	ECU makes fewer 3FGM than opponent	4-8	4-6	0-2	0-0
Scoring 80-89 points	2-1	2-1	0-0	0-0	Same 3FGM as opponent	0-1	0-0	0-1	0-0
Scoring 90 or more points	1-0	1-0	0-0	0-0	FREE THROWS	2023-24	H	A	N
WHEN OPPONENT SCORES	2023-24	H	A	N	ECU has more FTM than opponent	7-5	7-4	0-1	0-0
Less than 70 points	10-4	8-2	2-2	0-0	ECU has fewer FTM than opponent	3-5	1-2	2-2	0-1
Scoring 70-79 points	0-5	0-3	0-1	0-1	Same FTM as opponent	1-2	1-1	0-1	0-0
Scoring 80-89 points	1-3	1-2	0-1	0-0	TURNOVERS	2023-24	H	A	N
Scoring 90 or more points	0-0	0-0	0-0	0-0	ECU has fewer than opponent	8-7	7-5	1-1	0-1
REBOUNDING	2023-24	H	A	N	ECU has more than opponent	2-3	1-1	1-2	0-0
Outrebounding opponent	7-2	7-1	0-1	0-0	Same number of turnovers	1-2	1-1	0-1	0-0
Outrebounded by opponent	2-10	1-6	1-3	0-1	ASSISTS	2023-24	H	A	N
Tied in Rebounding	2-0	1-0	1-0	0-0	ECU has more than opponent	7-1	6-1	1-0	0-0
					ECU has fewer than opponent	2-11	1-6	1-4	0-1
					Same number of assists	2-0	2-0	0-0	0-0



► SPECIALTY STATS

Date	Opponent	Result	LARGEST LEAD				PAINT		OFF TOS		2ND CHANCE		FASTBREAK		BENCH		ECU LEADS	OPP LEADS	TIED
			ECU	Opp	Ties	LC	ECU	Opp	ECU	Opp	ECU	Opp	ECU	Opp	ECU	Opp			
N6	Ferrum	W, 91-61	30	0	0	0	36	38	24	9	15	8	11	4	20	25	39:50	0:00	0:10
N11	Campbell	W, 77-63	25	0	2	0	36	28	22	17	10	3	16	15	10	8	38:18	0:00	1:41
N15	USC Upstate	L, 81-83	7	13	6	2	36	34	13	14	15	15	11	14	13	17	11:57	24:53	3:10
N19	Northeastern	L, 76-82	5	7	11	6	42	44	7	12	7	12	10	13	19	14	16:46	18:00	5:14
N20	Georgia Southern	W, 82-64	24	0	2	0	26	20	17	20	6	2	4	12	17	44	37:57	0:00	2:03
N21	Kennesaw State	W, 85-84	2	14	8	9	42	32	12	12	15	12	16	22	21	16	1:57	35:31	2:31
N25	at George Mason	L, 59-81	0	23	2	0	24	34	8	13	13	14	2	13	12	18	0:00	38:36	1:24
N30	UNC Wilmington	W, 74-66	10	12	4	9	22	28	6	15	15	12	9	12	18	26	16:02	21:05	2:53
D4	UMES	W, 63-52	20	6	6	4	32	14	24	6	13	12	11	10	8	18	28:46	8:06	3:08
D9	South Carolina	L, 62-68	3	11	9	10	26	22	16	13	4	8	4	5	6	15	5:17	26:53	7:51
D14	vs. Florida	L, 65-70	0	11	1	0	32	38	11	11	9	16	4	20	10	19	0:00	38:40	1:20
D20	Delaware State	W, 79-50	30	0	1	0	32	24	19	8	12	6	9	18	14	29	37:10	0:00	2:50
D29	East Tennessee State	L, 70-86	2	19	5	4	24	34	22	18	18	15	19	10	2	9	1:42	33:15	5:03
J2	at Florida Atlantic	L, 64-79	8	16	4	8	28	32	7	12	10	8	2	15	22	20	17:28	20:00	2:32
J7	Tulsa	W, 62-57	6	8	9	7	36	16	20	9	13	2	15	9	3	2	12:37	19:37	7:46
J10	at Temple	W, 73-62	13	6	1	4	28	24	13	17	0	9	4	8	4	26	21:42	17:15	0:51
J13	SMU	L, 64-75	2	18	1	1	36	26	9	16	15	11	13	15	5	25	37:56	0:47	1:17
J17	North Texas	L, 59-60	7	7	7	9	20	36	7	6	12	10	7	4	17	8	25:13	7:44	7:03
J20	at UAB	L, 61-69	9	9	1	1	24	32	8	21	9	9	1	11	10	18	31:08	6:51	2:01
J24	at Wichita State	W, 54-52	7	5	5	8	32	26	22	10	17	7	8	8	13	14	29:53	4:45	5:22
J28	Temple	W, 70-64 (OT)	10	8	5	8	30	26	19	13	17	8	18	11	22	21	25:38	13:56	5:26
J31	South Florida	L, 60-71	0	17	0	0	34	28	13	20	5	7	9	10	28	21	0:00	38:51	1:09
F3	at Charlotte	L, 52-67	3	15	6	5	22	34	9	9	7	14	0	2	12	11	4:36	31:36	3:48

► GAME-BY-GAME STARTING LINEUP/FIRST SUBSTITUTIONS

Opponent	Guard	Guard	Guard/Forward	Guard/Forward	Forward/Center	First Substitution	Time
Ferrum	LaCount	Felton	Diboundje	Johnson	Ausar	Pettiford Jr.	17:40
Campbell	Pettiford Jr.	Felton	Walker	Johnson	Ausar	LaCount, Diboundje, Pinedo	14:26
USC Upstate	Pettiford Jr.	Felton	Walker	Pinedo	Ausar	LaCount, Malonga	16:38
Northeastern	Pettiford Jr.	Felton	Diboundje	Pinedo	Ausar	Walker	17:10
Georgia Southern	Pettiford Jr.	Felton	Diboundje	Johnson	Ausar	LaCount, Malonga	15:48
Kennesaw State	Pettiford Jr.	Felton	Diboundje	Johnson	Ausar	Malonga	17:13
at George Mason	Pettiford Jr.	Felton	Diboundje	Johnson	Ausar	Malonga	17:32
UNC Wilmington	Pettiford Jr.	Felton	Diboundje	Johnson	Richard	Walker	16:57
UMES	Pettiford Jr.	Felton	Diboundje	Johnson	Ausar	LaCount, Bayela	17:15
South Carolina	Pettiford Jr.	Felton	Diboundje	Johnson	Ausar	LaCount, Walker	17:36
vs. Florida	Pettiford Jr.	Felton	Johnson	Ausar	Malonga	Hayes	16:12
Delaware State	Pettiford Jr.	Hayes	Felton	Johnson	Ausar	LaCount, Walker	17:30
East Tennessee State	Pettiford Jr.	Hayes	Felton	Johnson	Ausar	Walker, Pinedo	16:15
at Florida Atlantic	Pettiford Jr.	Felton	Johnson	Ausar	Malonga	Hayes	17:03
Tulsa	Pettiford Jr.	Hayes	Felton	Johnson	Ausar	LaCount	16:48
at Temple	Pettiford Jr.	Hayes	Felton	Johnson	Ausar	LaCount	16:21
SMU	Pettiford Jr.	Hayes	Felton	Johnson	Ausar	LaCount, Walker	16:10
North Texas	Pettiford Jr.	Hayes	Felton	Johnson	Malonga	Ausar	16:06
at UAB	Pettiford Jr.	Hayes	Felton	Johnson	Ausar	Malonga, Walker	16:22
at Wichita State	Walker	Felton	Johnson	Ausar	Malonga	Richard	17:43
Temple	Walker	Felton	Johnson	Ausar	Malonga	Pettiford Jr., Hayes	16:36
South Florida	Walker	Felton	Johnson	Ausar	Malonga	Pettiford Jr.	17:24
at Charlotte	Walker	Hayes	Felton	Johnson	Malonga	Ausar, Pettiford Jr.	17:00



► EAST CAROLINA RECORDS

TEAM GAME RECORDS

Points Scored	126 vs. Barton (formerly known as Atlantic Christian College, 12/07/68)
Points Scored in a Half	64, two times (last vs. St. Andrews, 1st, 12/04/12)
Field Goals Made	51 at Davidson (01/20/75)
Field Goals Attempts	101 vs. Buffalo State (02/06/74)
Field Goal Percentage (min. 10 made)	.743 (26-35) vs. Campbell (01/10/83)
Field Goal Percentage (half)	.828 (24-49) vs. Davidson (12/08/73)
3-Point Field Goals Made	18 vs. St. Andrews (12/04/12)
3-Point Field Goals Attempts	40 vs. Houston (03/01/08)
3-Point Field Goal Pct. (min. 5 made)	.714 (10-14) at Navy (02/03/90)
Free Throws Made	38, two times (last vs. Furman, 02/10/75)
Free Throws Attempted	56 vs. Atlantic Christian College (12/06/69)
Most Free Throws Made Without a Miss	15 at Temple (01/08/22)
Rebounds	71 vs. South Florida (01/25/03, double overtime)
Highest Rebounding Margin	+37 (64-27) vs. Charleston Southern (formerly known as Baptist College, 12/07/70)
Assists	36 vs. Mercer (12/21/74)
Steals	18 vs. Marshall (02/12/11)
Blocked Shots	13 vs. American (01/31/87)
Turnovers Forced	36 at Duke (12/04/74)

INDIVIDUAL GAME RECORDS

Points Scored	47, Oliver Mack vs. USC-Aiken (02/11/78)
Most Points Scored (half)	27 (1st), Oliver Mack vs. USC-Aiken (02/11/78)
Field Goals Made	19, Oliver Mack vs. USC-Aiken (02/11/78)
Field Goals Attempts	36, Oliver Mack at Maryland (12/07/77)
Field Goal Percentage (min. 10 attempts)	.938 (15-16) by Donnie Owens vs. Davidson (01/20/75)
3-Point Field Goals Made	11, Akeem Richmond vs. UTSA (03/11/14)
3-Point Field Goals Att.	19, Akeem Richmond vs. UTSA (03/11/14)
Most 3FG Made Without a Miss	6 by Shawn Williams vs. Tulane (02/14/18)
Free Throws Made	19, Gus Hill vs. Navy (02/13/88)
Free Throws Attempted	21, Darrius Morrow vs. Marshall (01/22/11)
Most Free Throws Made Without a Miss	15, Akeem Richmond (02/08/14)
Rebounds	24, three times (last by Erroyl Bing vs. South Florida, 01/25/03)
Offensive Rebounds	12 by Erroyl Bing vs. South Florida (01/25/03)
Assists	14, three times (last by Miguel Paul at UAB, 01/23/13)
Steals	7, three times (last by Kentrell Barkley vs. South Florida, 01/17/18)
Blocked Shots	8, three times (last by Moussa Badiane vs. Memphis, 02/11/04)

► DEFICITS, LEADS AND RUNS

Leads and Deficits

ECU Biggest Lead	30 two times, latest vs. Delaware St. (12/20/23)
ECU Biggest Deficit	23 (58-81) at George Mason (11/25/23)
ECU Biggest Halftime Lead	16 (35-19) vs. Delaware St. (12/20/23)
ECU Biggest Halftime Lead Blown	4 (33-29) vs. Northeastern (11/19/23)
ECU Biggest Halftime Deficit	12 (28-40) vs. South Florida (1/31/24)
ECU Biggest Halftime Deficit Overcome	7 (29-36) vs. UNC Wilmington (11/30/23)
ECU Biggest Lead Lost in a Loss	9 (15-6, 12-26 1st half) at UAB (1/20/24)
ECU Biggest Deficit Overcome	14 (18-32) vs. Kennesaw State (11/21/23)
Most Time Spent In The Lead	39:50 vs. Ferrum (11/6/23)
Fewest Minutes Spent In The Lead	0:00 multiple times, latest vs. South Florida (1/31/24)
Largest Scoring Run	13-0 multiple times, latest vs. Delaware St. (12/20/23)
Largest Scoring Run by an Opponent	14-0 run by Florida Atlantic (1/2/24)

► WHO SCORED FIRST FOR THE PIRATES AND HOW THEY SCORED

N6	Ferrum	Driving layup by Ezra Ausar (19:50)
N11	Campbell	Driving layup by Bobby Pettiford Jr. (19:04)
N15	USC Upstate	Driving layup by Bobby Pettiford Jr. (18:46)
N19	Northeastern	Driving layup by Ezra Ausar (18:38)
N20	Georgia Southern	Jump shot by Ezra Ausar (19:28)
N21	Kennesaw State	Floater by Quentin Diboundje (19:18)
N25	at George Mason	Jump shot by Ezra Ausar (18:45)
N30	UNC Wilmington	Free throws by Bobby Pettiford Jr. (18:34)
D4	UMES	Layup by Quentin Diboundje (18:45)
D9	South Carolina	Jump shot by Ezra Ausar (17:55)
D14	vs. Florida	Floater by Bobby Pettiford Jr. (18:29)
D20	Delaware State	Layup by Brandon Johnson (18:35)
D29	East Tennessee State	Free throw by Bobby Pettiford Jr. (19:06)
J2	at Florida Atlantic	Three-pointer by RJ Felton (18:38)
J7	Tulsa	Fastbreak dunk by RJ Felton (18:45)
J10	at Temple	Layup by Bobby Pettiford Jr. (19:40)
J13	SMU	Layup by Bobby Pettiford Jr. (19:27)
J17	North Texas	Three-pointer by Cam Hayes (19:10)
J20	at UAB	Jump shot by Ezra Ausar (18:54)
J24	at Wichita State	Layup by Jaden Walker (19:26)
J28	Temple	Three-pointer by RJ Felton (18:37)
J31	South Florida	Jump shot by Cam Hayes (14:15)
F3	Charlotte	Dunk by Cyr Malonga (19:41)

► SEASON/CAREER LEADERS

Double-Figure Scoring Games	2023-24	Career
RJ Felton	20	45
Brandon Johnson	16	42
Ezra Ausar	16	34
Cam Hayes	3	34
Jaden Walker	2	12
Quentin Diboundje	4	12
Ben Bayala	-	10
Bobby Pettiford Jr.	7	9
Kalib LaCount	2	5

20+ Point Scoring Games	2023-24	Career
RJ Felton	5	13
Brandon Johnson	1	4
Jaden Walker	-	2
Ben Bayala	-	2
Ezra Ausar	2	3
Quentin Diboundje	1	1
Bobby Pettiford Jr.	1	1

10+ Rebound Games	2023-24	Career
Brandon Johnson	7	21
Ezra Ausar	2	5
RJ Felton	3	4
Jaden Walker	-	2

Double-Doubles	2023-24	Career
Brandon Johnson	7	19
Ezra Ausar	2	5
Jaden Walker	1	4
RJ Felton	3	4
Ben Bayala	-	2

3+ Three-Point Field Goal Games	2023-24	Career
RJ Felton	7	18
Brandon Johnson	8	15
Quentin Diboundje	1	5
Ben Bayala	1	5
Bobby Pettiford Jr.	2	2

Leading Scorer	2023-24	Career
RJ Felton	10	19
Brandon Johnson	6	16
Ezra Ausar	5	9
Cam Hayes	1	6
Quentin Diboundje	2	5
Jaden Walker	-	3
Ben Bayala	-	2
Bobby Pettiford Jr.	1	1

Leading Rebounder	2023-24	Career
Brandon Johnson	17	45
Ezra Ausar	3	10
RJ Felton	5	9
Jaden Walker	1	6
Ben Bayala	-	4

Assists Leader	2023-24	Career
Cam Hayes	3	30
Bobby Pettiford Jr.	18	20
Jaden Walker	2	16
Kalib LaCount	4	8
Brandon Johnson	4	7
RJ Felton	3	7
Quentin Diboundje	-	2

► LEADERS IN.....

Points	RJ Felton (16.2 ppg)
Rebounds	Brandon Johnson (8.4 rpg)
Assists	Bobby Pettiford Jr. (3.5 apg)
FG% (min. 5 attempts per game)	Ezra Ausar (53.0%)
3PT% (min. 5 attempts per game)	Brandon Johnson (33.1%)
FT%	RJ Felton (80.7%)
Steals	RJ Felton (2.0 spg)
Blocks	RJ Felton (0.8 bpg)
Minutes	Brandon Johnson/RJ Felton (33.7 mpg)
Assist/Turnover Ratio	Bobby Pettiford Jr. (2.9)

► RECORD BY JERSEY

White	6-6
Gold	2-0
Purple	1-1
Black	2-5

► TECHNICALS/FLAGRANT FOULS

Technical	ECU: 0 Opponent: 0
Flagrant I	ECU: 11 Opponent: 1
Flagrant II	ECU: 0 Opponent: 0



► SCHWARTZ ERA HIGHS AND LOWS

EAST CAROLINA		HIGH	LOW
Points	93	Ferrum (11/6/23)	46 Houston (3/10/23)
First Half Points	41	USC Upstate (11/15/23)	19 Houston (2/25/23)
Second Half Points	54	Campbell (12/2/22)	20 Old Dominion (11/26/22)
Halftime Margin	+19	Toledo (11/22/22)	-21 (28-49) Wichita St. (1/29/23)
Win/Loss Margin	+30	(37-18) South Carolina (12/17/22)	Cincinnati (1/11/23)
Rebounds	60	(91-61) Ferrum (11/6/23)	25 Charlotte (2/3/24)
Offensive Rebounds	24	High Point (12/21/22)	2 Temple (1/10/24)
Defensive Rebounds	36	High Point (12/21/22)	15 UNCW (12/6/22)
Rebound Margin	+19	(46-27) Cincinnati (2/15/23)	-20 (28-48) Houston (2/25/23)
Field Goals Made	30	Coppin St. (12/11/22)	16 Old Dominion (11/26/22)
Field Goals Attempted	75	Tulane (3/3/23)	44 South Carolina (12/17/22)
Field Goal Percentage	.560	Campbell (11/11/23)	.271 (16-59) Temple (12/28/22)
First Half (FG%)	.542	Delaware St. (12/20/23)	.120 (3-25) Houston (2/25/23)
Second Half (FG%)	.667	High Point (12/21/22)	.273 (6-22) Old Dominion (11/26/22)
3-Pointers Made	12	(13-24) Florida Atlantic (1/2/24)	2 UNCW (12/6/22)
3-Pointers Attempted	35	(16-24) Delaware St. (12/20/23)	14 UNCW (12/6/22)
3-Point Percentage (min. 10 att.)	.480	Toledo (11/22/22)	.118 (2-17) SMU (1/13/24)
Free Throws Made	30	Campbell (12/2/22)	3 Wichita St. (1/24/24)
Free Throws Attempted	40	Ga. Southern (11/20/23)	8 South Carolina St. (11/29/22)
Free Throw Percentage	.917	Wichita St. (1/29/23)	.375 (3-8) Wichita St. (1/24/24)
Free Throw Percentage (min. 20 att.)	.864	(11-12) Delaware St. (12/20/23)	.440 (11-25) UNCW (12/6/22)
Assists	21	(19-22) Wichita St. (12/31/22)	4 UCF (3/5/23)
Turnovers	22	South Carolina St. (11/29/22)	8 Houston (2/25/23)
Blocked Shots	8	Memphis (1/7/23)	0 Northeastern (11/19/23)
Steals	14	Kennesaw State (11/21/23)	2 Kennesaw State (11/21/23)
Personal Fouls	28	Campbell (11/11/23)	9 South Carolina (12/9/23)
		UNCW (12/6/22)	9 Temple (1/28/24)
			Charlotte (2/3/24)
			Temple (12/28/22)
			South Florida (1/15/23)
			UNCW (11/30/23)
			South Carolina St. (11/29/22)
			Wichita St. (12/31/22)
OPPONENT		HIGH	LOW
Points	86	SMU (2/19/23)	49 High Point (12/21/22)
First Half Points	49	East Tennessee St. (12/29/23)	18 South Carolina (12/17/22)
Second Half Points	53	Wichita St. (1/29/23)	21 High Point (12/21/22)
Rebounds	52	Northeastern (11/19/23)	22 UMES (12/4/23)
Field Goals Made	32	Florida (12/14/23)	15 Ga. Southern (11/20/23)
Field Goals Attempted	69	SMU (2/19/23)	41 UMES (12/4/23)
Field Goal Percentage	.554	Tulane (3/3/23)	.266 Campbell (11/11/23)
First Half (FG%)	.600	Kennesaw State (11/21/23)	.171 (17-64) High Point (12/21/22)
Second Half (FG%)	.636	(31-56) Northeastern (11/19/23)	.258 (6-35) High Point (12/21/22)
3-Pointers Made	14	(15-25) Mercer (11/8/22)	1 (8-31) Presbyterian (12/17/22)
3-Pointers Attempted	38	(18-30) Wichita St. (1/29/23)	4 Old Dominion (11/26/22)
3-Point Percentage (min. 10 att.)	.538	(21-33) Northeastern (11/19/23)	.080 (2-25) High Point (12/21/22)
Free Throws Made	26	Cincinnati (1/11/23)	3 Ferrum (11/6/23)
Free Throws Attempted	37	Kennesaw State (11/21/23)	6 Ferrum (11/6/23)
Free Throw Percentage	.957	Kennesaw State (11/21/23)	.500 (3-6) Ferrum (11/6/23)
Free Throw Percentage (min. 20 att.)	.957	(14-26) Cincinnati (1/11/23)	.565 (8-16) Kennesaw State (11/21/23)
Assists	21	UNCW (12/6/22)	5 (13-23) Mercer (11/8/22)
Turnovers	19	Temple (1/18/23)	6 Tulsa (2/21/23)
Blocked Shots	8	UNCW (12/6/22)	0 UNCW (11/30/23)
Steals	12	(22-23) East Tennessee St. (12/29/23)	2 Tulsa (1/24/23)
Personal Fouls	29	Florida Atlantic (1/2/24)	9 Ga. Southern (11/20/23)
		Ferrum (11/6/23)	9 UNCW (11/30/23)
		Tulsa (1/7/24)	9 UCF (1/4/23)
		Wichita St. (1/24/24)	9 South Carolina (12/9/23)
		UMES (12/4/23)	9 Florida Atlantic (1/2/24)
		SMU (1/13/24)	
		Wichita St. (1/24/24)	
		SMU (2/19/23)	
INDIVIDUAL		EAST CAROLINA	OPPONENT
Points	33	RJ Felton vs. USC Upstate (11/15/23)	35 Anthony Dell'Orso, Campbell (11/11/23)
Rebounds	19	Ezra Ausar vs. Houston (3/10/23)	14 Trazarien White, UNCW (12/6/22)
Field Goals Made	12	RJ Felton vs. USC Upstate (11/15/23)	11 Anthony Dell'Orso, Campbell (11/11/23)
Field Goals Attempted	24	RJ Felton vs. Temple (1/28/24)	20 Multiple players, latest Jordan Riley, Temple (1/28/24)
3-Pointers Made	7	Two times, latest Quentin Diboundje vs. Ga. Southern (11/20/23)	6 Tyler Harris, South Fla. (3/9/23)
3-Pointers Attempted	12	RJ Felton vs. Temple (1/28/24)	14 Tyler Harris, South Fla. (3/9/23)
Free Throws Made	10	Multiple players, latest Brandon Johnson vs. Ferrum (11/6/23)	16 Damian Dunn, Temple (1/18/23)
Free Throws Attempted	16	Ezra Ausar vs. USC Upstate (11/15/23)	18 Damian Dunn, Temple (1/18/23)
Assists	11	Javon Small vs. Campbell (12/2/22)	12 David DeJulius, Cincinnati (1/11/23)
Steals	6	Jaden Walker vs. Temple (12/28/22)	7 Alex Lomax, Memphis (1/7/23)
Blocked Shots	4	Ludgy Debaut vs. Wichita St. (1/29/23)	7 Quincy Ballard, Wichita St. (1/24/24)



▶ THE LAST TIME

SCORING

ECU scored 100 points: 103 vs. VMI (12.19.13)
ECU scored 100 points in consecutive games: 102 vs. Alderson-Broadus (12.5.77) and 106 at Maryland (12.7.77)
ECU scored 60 points in a half: 61 (2nd) at North Carolina (12.15.12)
ECU scored 50 points in a half: 50 (2nd) vs. Ferrum (11.6.23)
ECU scored less than 20 points in a half: 19 (1st) vs. Houston (2.25.23)
ECU scored less than 50 points in a game and won: 45 vs. UNCW (1.27.96)
A player scored 40 points: 40, Anton Gill vs. William and Mary (1.19.94)
A player scored 35 points: 35, Vance Jackson at Cincinnati (1.12.22)
A player scored 30 points: 33, RJ Felton vs. USC Upstate (11.15.23)
A player scored 20 points in a half: 20 (2nd), RJ Felton vs. Presbyterian (11.12.22)
Three players scored 20 points: Kentrell Barkley (20), B.J. Tyson (25) and Prince Williams (25) vs. Tulane (2.10.16)
Two players scored 20 points: RJ Felton (22) and Jaden Walker (22) vs. South Fla. (3.9.23)
A player scored 25 points in two consecutive games: Jayden Gardner (25) vs. Eastern Kentucky (12.28.19) and (29) at Wichita State (1.1.20)
A player had back-to-back 30-point games: RJ Felton vs. Campbell (30) on (11.11.23) and vs. USC Upstate (33) on (11.15.23)
Seven players scored in double figures: Sam Hinnant (18), Jontae Sherrod (13), Jamar Abrams (12), James Legan (12), Brock Young (12), Chad Wynn (10) vs. UNC Greensboro (12.13.08)
Six players scored in double figures: Ty Armstrong (18), Maurice Kemp (17), Paris Roberts-Campbell (16), Miguel Paul (12) Akeem Richmond (12), Robert Sampson (10) at UAB (1.23.13)
Five players scored in double figures: Brandon Johnson (16), RJ Felton (15), Ezra Ausar (14), Quentin Diboundje (13), Jaden Walker (10) vs. Cincinnati (2.15.23)

FIELD GOAL SHOOTING

ECU shot 70 percent from the field: 70.4 (38-54) vs. UMB (12.27.88)
ECU shot 60 percent from the field: 60.3 (35-58) vs. Limestone (12.28.05)
ECU shot 50 percent in consecutive games: .515 vs. Western Carolina (11.14.21), .529 vs. Oklahoma (11.18.21), .543 vs. Old Dominion (11.19.21)
ECU shot 70 percent for a half: 73.1 (19-26/2nd) vs. USF (1.17.18)
ECU shot 60 percent for a half: 66.7 (16-24/2nd) vs. Delaware St. (12.20.23)
ECU shot 60 percent in both halves: 65.4/60.7 vs. James Madison (1.7.98)
ECU shot 50 percent in both halves: 50.0 (12-24) 1st / 57.7 (15-26) 2nd at Temple (1.10.24)
ECU shot under 40 percent for both halves: 35.5 (11-31) 1st / 28.6 (6-21) 2nd at Charlotte (2.3.24)
ECU shot under 30 percent from the field: 27.1 (16-59) vs. Temple (12.28.22)
ECU shot under 30 percent for a half: 28.6 (10-35) 2nd half vs. East Tennessee St. (12.29.23)
ECU shot under 20 percent for a half: 12.0 (3-25) 1st half vs. Houston (2.25.23)
A player made every shot from the field (min. 5): 5, Brandon Johnson vs. UCF (1.4.23)
A player made 10 field goals: 12, RJ Felton vs. USC Upstate (11.15.23)
A player attempted 20 field goals: 24, RJ Felton vs. Temple (1.28.24)

3-POINT SHOOTING

ECU made 15 three-pointers: 15 vs. Old Dominion (11.30.21)
ECU made 10 three-pointers: 12 vs. Ga. Southern (11.20.23)
ECU did not make a three-pointer: 0 vs. Liberty (1.30.91)
ECU attempted 30 three-pointers: 30 vs. East Tennessee St. (12.29.23)
ECU shot 50 percent from behind the arc (min. 10 att): 55.6 (15-27) vs. Old Dominion (11.30.21)
ECU held its opponent without a three-pointer: 0 (0-8) by Florida A&M (11.22.16)
ECU held its opponent to three or fewer three-pointers for a game: 3 (3-18) by Wichita St. (1.24.24)
A player made 8 three-pointers: 8, Vance Jackson at Cincinnati (1.12.22)
A player made 7 three-pointers: 7, Quentin Diboundje vs. Ga. Southern (11.20.23)
A player made 6 three-pointers: 6, RJ Felton vs. Delaware St. (12.20.23)
A player made 5 three-pointers in a half: 6, Vance Jackson (2nd) at Tulsa (2.8.22)
A player attempted 15 three-pointers: 15 by Akeem Richmond vs. UTSA (3.11.14)

FREE THROW SHOOTING

ECU shot 90 percent: (min. 10 atts): 90.9 (10-11) at Temple (1.10.24)
ECU shot under 50 percent: 44.0 (11-25) at UNCW (12.6.22)
ECU made 30 free throws: 30 vs. Ferrum (11.6.23)
ECU made five free throws or less: 3 at Wichita St. (1.24.24)
ECU attempted 50 free throws: 51 vs. UNCW (12.16.15)
ECU attempted five free throws or less: 4 at SMU (1.28.18)
A player made at least 10 free throws without missing: 10, Brandon Johnson vs. Ferrum (11.6.23)
A player made 15 free throws: 15, Jayden Gardner vs. Tulane (1.25.20)
A player made 10 free throws: 10, Brandon Johnson vs. Ferrum (11.6.23)

REBOUNDS

ECU had 60 rebounds: 60 vs. High Point (12.21.22)
ECU had 50 rebounds: 50 vs. South Carolina State (11.9.21)
ECU outrebounded its opponent by a double digit margin: +10 (43-33) vs. UNCW (11.30.23)
A player had 20 rebounds: 20, Jayden Gardner at UCF (1.13.19)
A player had 15 rebounds: 15, Brandon Johnson vs. Delaware St. (12.20.23)
Two players had double-figure rebounds: Ezra Ausar (10) and Brandon Johnson (10) at UAB (1.20.24)

DOUBLE-DOUBLES

A player had a triple-double: Isaac Fleming (13 points, 10 rebounds & 10 assists) vs. UCONN (2.18.18)
A player had double digit points & rebounds in four consecutive games: Darrius Morrow vs. UCF (18/12, 3.9.11), vs. UAB (22/14, 3.10.11), vs. Memphis (25/14, 3.11.11), vs. Jacksonville (16/15, 3.15.11)
A player had three consecutive double-doubles: Brandon Johnson vs. Hampton (15/12, 11.16.22), vs. Indiana State (12/13, 11.21.22), vs. Toledo (14/10, 11.22.22)
A player had 20 points & 10 assists: Jaden Walker (22/10) vs. South Fla. (3.9.23)
A player had 40 points and 20 rebounds: Jim Modlin (42/20) vs. Western Carolina (12.1.69)
A player had 30 points and 15 rebounds: Jayden Gardner (30/20) at UCF (1.13.19)
A player had 20 points and 15 rebounds: Jayden Gardner (21/15) vs. Houston (2.3.21)
Two players had double-doubles (points and rebounds/assists): Ezra Ausar (16 points/10 rebounds) and Brandon Johnson (15 points/10 rebounds) at UAB (1.20.24)

ASSISTS

ECU had 30 or more assists: 30 vs. St. Andrews (12.4.12)
ECU had 20 or more assists: 20 vs. Ga. Southern (11.20.23)
ECU had less than 10 assists: 6 at Charlotte (2.3.24)
ECU had five or fewer assists: 4 at UCF (3.5.23)
A player had 10 assists: 10 by Jaden Walker vs. South Fla. (3.9.23)
A player had 10 assists in two consecutive games: 10 by Miguel Paul at UCF (2.9.13) and 11 vs. UAB (2.13.13)
A player had 5 or more assists in a game with no turnovers: 6 by Bobby Pettiford Jr. vs. North Texas (1.17.24)

BLOCKED SHOTS

ECU blocked 10 or more shots: 10 vs. Radford (12.3.02)
ECU blocked nine or more shots: 9 vs. Tulane (2.4.17)
ECU blocked eight or more shots: 8 vs. Kennesaw St. (11.21.23)
A player blocked eight shots: 8, Moussa Badiane vs. Memphis (2.11.04)
A player blocked six shots: 7, Andre Washington at Tulane (2.21.17)
A player blocked five shots: 7, Andre Washington at Tulane (2.21.17)
A player blocked four shots: 4, Ludgy Debaut vs. Wichita St. (1.29.23)

STEALS

ECU had 15 or more steals: 15 vs. James Madison (11.9.18)
ECU had 10 or more steals: 11 vs. Tulsa (1.7.24)
A player had seven steals: 7, Kentrell Barkley vs. USF (1.17.18)
A player had six steals: 6, Jaden Walker vs. Temple (12.28.22)
A player had five steals: 5, RJ Felton vs. Tulsa (1.7.24)
A player had four steals: 4, Jaden Walker at SMU (2.19.23)

PIRATE TURNOVERS

ECU committed 30 or more: 35 vs. Tennessee (11.20.09)
ECU committed 20 or more: 22 at Memphis (1.7.23)
ECU committed less than 10: 8 at Charlotte (2.3.24)
ECU committed less than five: 4 vs. UTEP (2.6.14)
ECU committed less than 10 in four consecutive games: 7 vs. Tulane (1/31/19), 9 at UConn (2/3/19), 8 vs. Wichita State (2/6/19), 9 at USF (2/10/19)

MISCELLANEOUS

ECU rallied from 20 points down to win: Trained South Dakota State by 20 (29-9) with 7:49 left in the first half and won, 82-73 (11.23.09)
ECU rallied from 10 points down in the second half to win: Trained Cincinnati by 16 (65-49) with 9:03 left in the second half and won, 75-71 (2.15.23)
ECU scored 15 or more straight points: 20 vs. Hampton (11.16.22)
ECU won three consecutive road games: 4 - at Middle Tennessee State, 65-63 (11.22.02); at Radford, 89-42 (12.3.02); at Old Dominion, 75-67 (12.7.02); at Campbell, 86-61 (12.21.02)
A player led ECU in points, rebounds and assists: RJ Felton (24/11/2) vs. Temple (1.28.24)
A player led ECU in points, rebounds, assists and steals: RJ Felton (24/11/2/3) vs. Temple (1.28.24)
A player played every minute: 40, RJ Felton vs. South Fla. (3.9.23)
A player played 50 minutes: Johnny Edwards vs. Richmond (2.16.83)
ECU went 10 or more minutes without a field goal: 11:22 vs. Houston (2.25.23)

OVERTIME

ECU won an overtime game: vs. Temple, 70-64 (1.28.24)
ECU lost an overtime game: vs. UCF, 92-85 (1.18.22)
ECU played a double overtime game: Lost to Houston, 97-93 (1.30.16)
ECU played a triple overtime game: Lost to Tulane, 100-92, 3OT (2.10.16)

RANKINGS

Defeated an opponent ranked in the AP poll: No. 5 Houston, 82-73 (2.3.21)
Defeated an opponent ranked in the coaches poll: No. 5 Houston, 82-73 (2.3.21)



NOV. 6 VS. FERRUM (W, 91-61)

Official Basketball Box Score - Final
Ferrum at East Carolina
11/06/23 Williams Arena at Mingo, Greenville
2023-24 Men's BasketballGame Time: 7:00 PM
Game Duration: 2:05
Attendance: 4,529

Officials: Ryan Christian, Donta Carter, Chuck McCoy

Ferrum - 61

Record: 0-0

NO. Name	Min	FG	3P	FT	Rebounds	Fouls	TP	AS	TO	ST	Blocks	BS	BA	+/-
11 Kyroee Ellis	24:12	5-10	0-0	0-0	3 6 9	3 0 10	1	1	1	1	0	0	0	-20
25 Calvin Washington	F 15:55	1-5	0-1	3-4	0 1 1	5 2 5	2	2	1	0	0	0	-10	
0 Jikari Johnson	G 28:50	8-15	3-8	0-1	2 0 2	1 1 19	2	4	1	0	0	0	-17	
2 Charles Tart III	G 29:24	0-1	0-0	0-0	2 4 6	2 2 0	0	2	0	1	0	0	-19	
5 Tahli Oden	G 25:42	1-4	0-2	0-0	0 3 3	4 1 2	3	3	0	0	0	0	-19	
30 Jayden Boyd	03:38	0-0	0-0	0-0	0 0 0	0 0 0	0	0	0	0	0	0	-4	
3 Xavier Measmer	18:17	1-5	1-4	0-0	0 0 0	0 2 3	3	3	1	0	0	0	-10	
12 Alfredo Abell-Rivera	26:07	9-14	0-1	0-1	1 2 3	4 1 18	0	1	2	0	1	1	-15	
4 Bryant Wall	10:03	1-1	0-0	0-0	1 0 1	2 0 2	0	1	2	0	0	0	-10	
10 Sterling Charles	05:37	0-2	0-2	0-0	0 1 1	1 0 0	0	1	0	0	0	0	-4	
11 Johnny Franklin	06:13	0-0	0-0	0-0	0 0 0	1 1 0	0	0	0	0	0	0	-9	
15 Darwin Randolph	03:52	1-1	0-0	0-0	0 0 0	0 1 0	2	0	0	0	0	0	-6	
1 Marcus Neal	02:05	0-1	0-0	0-0	0 0 0	0 0 0	0	1	0	0	0	0	-1	
23 Abe Bell	00:06	0-0	0-0	0-0	0 0 0	0 0 0	0	0	0	0	0	0	-1	
Team					0 2 2	0 0 0								
Totals		27-60	4-20	3-6	9 19 28	24 10 61	11	19	8	1	1	30		

Technical Fouls: NONE

East Carolina - 91

Record: 1-0

NO. Name	Min	FG	3P	FT	Rebounds	Fouls	TP	AS	TO	ST	Blocks	BS	BA	+/-
2 Ezra Ausar	F 26:38	3-4	0-0	7-10	1 4 5	1 7 13	1	2	3	0	0	0	22	
6 Brandon Johnson	F 31:37	8-14	3-5	10-10	3 6 9	0 5 29	2	2	1	1	1	1	23	
1 Kalib LaCount	G 23:41	3-4	1-1	4-6	0 3 3	2 3 11	6	1	0	0	0	0	26	
3 RJ Felton	G 24:15	3-7	0-1	5-6	1 2 3	2 4 11	1	2	3	0	0	0	16	
7 Quentin Diboundje	G 22:42	3-10	1-7	0-1	3 1 4	0 1 7	0	1	0	0	0	0	13	
0 Bobby Pettiford	18:01	2-4	0-1	0-0	0 2 2	1 1 4	2	1	1	0	0	0	1	
21 Jaden Walker	27:46	3-4	0-1	2-3	1 1 2	1 2 6	3	3	1	0	0	0	25	
25 Benjamin Bayala	13:40	2-5	2-2	0-3	2 3 2	1 8 0	1	1	1	0	0	0	13	
11 Valentino Pinedo	08:58	0-0	0-0	0-0	1 1 2	1 0 0	0	1	1	1	0	0	5	
50 Callum Richard	02:43	0-0	0-0	0-0	1 0 1	0 0 0	0	0	1	0	0	0	6	
Team					1 3 4	0 0 0								
Totals		27-52	7-21	30-39	12 26 38	10 24 91	16	14	12	1	1	30		

Technical Fouls: NONE

	FER	ECU
Biggest lead	0 (1 st 20:00)	30 (2 nd 0:05)
Best Scoring Run	5 (1 st 16:57)	8 (1 st 13:43)
Lead Changes	0	
Times Tied	0	
Time with Lead	00:00	39:50

Points from Turnovers	FER	ECU
Turnovers	9	24
Paint	38	36
Second Chance	8	15
Fast Breaks	4	11
Bench	25	20

Period by Period Scoring	1st	2nd	TOT
FER	31	30	61
ECU	41	50	91

Shooting By Period	1 st	2 nd	3 rd	4 th	OT
FG%	12.26	46.2%			
3PT%	4-11	36.4%			
FT%	13-19	68.4%			
2 nd FG%	15-26	57.7%			
3PT%	3-10	30.0%			
GM FG%	27-52	51.9%			
3PT%	7-21	33.3%			
FT%	30-39	76.9%			

Dead Ball Rebounds: 3.0

Official Basketball Box Score - Final
Campbell at East Carolina
11/11/23 Williams Arena at Mingo, Greenville
2023-24 Men's BasketballGame Time: 2:00 PM
Game Duration: 2:10
Attendance: 4,821

Officials: Pat Adams, Ron Groover, Keith Patterson

Campbell - 63

Record: 1-1

NO. Name	Min	FG	3P	FT	Rebounds	Fouls	TP	AS	TO	ST	Blocks	BS	BA	+/-
22 Laurynas Vaistaras	F 24:43	3-3	0-0	3-4	0 2 2	0 2 9	3	1	0	0	0	0	2	
0 Gadinimas Mokseckas	G 33:21	1-5	1-3	1-2	0 0 0	2 2 4	1	1	0	0	0	0	-10	
1 Tason Cook	G 14:50	0-2	0-1	2-2	0 0 0	2 2 2	0	1	1	0	0	0	-13	
10 Mason Grant	G 25:18	2-3	0-0	1-3	1 4 5	1 2 5	0	3	0	0	0	0	-14	
30 Anthony Dell'Orso	G 38:57	11-20	3-6	10-11	0 8 8	2 12 35	1	2	3	0	0	0	-13	
2 Colby Duggan	08:53	0-2	0-2	0-0	0 1 1	0 0 0	0	1	0	0	0	0	-6	
5 Elijah Walsh	09:15	0-0	0-0	0-0	0 0 0	4 0 0	0	0	0	0	0	0	0	
35 Alex Kotov	18:44	1-3	0-0	2-4	0 4 4	1 4 4	1	1	0	0	0	0	-11	
13 Jasiri Sani	25:59	1-3	0-2	2-2	1 2 3	2 1 4	1	4	0	1	0	0	-5	
Team					0 2 2	0 0 0								
Totals		19-41	4-14	21-28	2 23 25	14 25 63	7	16	4	1	2	14		

Technical Fouls: NONE

East Carolina - 77

Record: 2-0

NO. Name	Min	FG	3P	FT	Rebounds	Fouls	TP	AS	TO	ST	Blocks	BS	BA	+/-
2 Ezra Ausar	F 24:55	5-6	1-1	0-2	1 4 5	4 1 11	1	1	1	0	0	0	13	
6 Brandon Johnson	F 25:24	5-9	3-7	0-0	1 4 5	5 1 13	2	2	0	0	0	0	19	
0 Bobby Pettiford	G 25:23	4-6	0-2	0-0	0 0 0	3 0 8	7	0	2	0	0	0	7	
3 RJ Felton	G 37:17	10-17	4-9	6-6	2 9 11	1 3 39	1	2	3	0	0	0	-15	
21 Jaden Walker	G 26:42	2-6	1-2	0-1	0 1 0	4 1 5	3	4	3	0	0	0	-14	
1 Kalib LaCount	12:13	0-5	0-1	2-2	1 1 2	3 4 2	2	1	0	0	0	0	-2	
7 Quentin Diboundje	19:19	3-7	0-3	0-0	2 2 4	3 0 6	0	1	3	0	1	0	4	
11 Valentino Pinedo	15:25	0-2	0-0	0-0	2 1 3	1 2 0	0	1	0	0	1	0	1	
25 Benjamin Bayala	13:22	1-5	0-4	0-0	2 1 3	1 2 2	0	0	2	1	0	0	10	
Team					0 0 0	0 0 0								
Totals		30-63	9-29	8-11	12 22 34	25 14 77	17	17	11	14	2	1	14	

Technical Fouls: NONE

	CAM	ECU
Biggest lead	0 (1 st 20:00)	25 (2 nd 13:34)
Best Scoring Run	8 (2 nd 9:31)	10 (1 st 10:40)
Lead Changes	0	
Times Tied	2	
Time with Lead	00:00	38:18

Points from Turnovers	CAM	ECU
Turnovers	17	22
Paint	28	36
Second Chance	3	10
Fast Breaks	15	16
Bench	8	10

Period by Period Scoring	1st	2nd	TOT
CAM	26	37	63
ECU	39	38	77



NOV. 15 VS. USC UPSTATE (L, 81-83)

Official Basketball Box Score - Final
USC Upstate at East Carolina
11/15/23 Williams Arena at Mingo, Greenville, N.C.
2023-24 Men's BasketballGame Time: 7:00 PM
Game Duration: 2:17
Attendance: 4,585

Officials: Don Daily, Landon Brades, D.J. Carstenzen

USC Upstate - 83

Record: 2-2

NO. Name	Min	FG	3P	FT	Rebounds	Fouls	TP	AS	TO	ST	Blocks	BS	BA	+/-
35 Amir Langlais	F 25:49	6-10	0-0	1-3	2 4 6	5 3 13	1	2	2	0	1	0	10	
1 Nick Alves	G 28:23	2-6	0-2	8-9	1 3 4	3 5 12	0	1	0	0	0	1	5	
2 Justin Bailey	G 34:59	6-15	4-10	3-3	0 2 2	2 2 19	0	1	2	0	0	0	-5	
5 Jordyn Sumratt	G 20:53	1-3	0-0	0-0	2 1 3	5 1 2	1	0	0	1	0	0	-2	
12 Tre Broadnax	G 34:24	9-14	0-0	2-2	1 5 6	2 1 20	3	1	2	0	0	0	0	
34 Miguel Ayessa	27:11	4-9	4-7	2-2	1 0 1	4 2 14	1	0	0	0	0	0	-13	
4 Jalen Breazeale	11:38	1-3	1-2	0-0	1 1 2	1 1 3	4	3	0	0	0	0	2	
14 Floyd Rideau Jr.	12:15	0-1	0-0	0-0	1 1 2	1 0 0	4	3	0	0	0	0	-11	
11 Patrick Iriel	04:28	0-0	0-0	0-0	1 0 1	0 1 0	0	1	0	0	0	0	-2	
Team					3 2 5	0 0 0								
Totals		29-61	9-21	16-19	13 19 32	23 16 83	14	12	6	1	4	2		

Technical Fouls: NONE

East Carolina - 81

Record: 2-1

NO. Name	Min	FG	3P	FT	Rebounds	Fouls	TP	AS	TO	ST	Blocks	BS	BA	+/-
2 Ezra Ausar	F 32:50	7-10	1-1	9-16	6 2 8	1 10 24	2	5	1	0	1	1	1	
11 Valentino Pinedo	F 07:06	0-2	0-0	0-0	0 0 1	1 0 1	0	0	0	0	0	0	-7	
0 Bobby Pettiford	G 31:39	1-7	0-1	1-2	1 2 3	2 1 3	4	1	0	0	0	0	1	
3 RJ Felton	G 38:48	12-17	5-7	4-4	3 6 9	1 5 33	2	3	2	3	0	0	-4	
21 Jaden Walker	G 28:01	3-8	0-1	2-5	2 3 5	4 3 8	1	2	0	0	0	0	-9	
1 Kalib LaCount	10:18	1-3	0-1	2-2	1 0 1	2 1 4	1	2	1	0	0	0	-3	
32 Cyr Malonga	05:59	0-0	0-0	0-0	0 1 1	1 0 0	0	1	0	0	0	0	1	
7 Quentin Diboundje	29:05	4-8	0-5	1-2	2 5 7	1 3 9	1	0	0	0	1	0	0	
25 Benjamin Bayala	15:18	0-3	0-1	0-0	3 0 0	1 0 0	0	0	0	0	0	0	1	
10 Evan Montanari	00:56	0-0	0-0	0-0	0 0 0	0 0 0	0	0	0	0	0	0	1	
Team					0 1 1	0 0 0								
Totals		28-59	6-17	19-31	19 20 39	16 23 81	11	14	4	1	4	1	-2	

Technical Fouls: NONE

	USCU	ECU
Biggest lead	13 (1 st 10:55)	7 (2 nd 9:03)
Best Scoring Run	8 (1 st 10:55)	11 (2 nd 18:46)
Lead Changes	2	
Times Tied	6	
Time with Lead	24:53	11:57

Points from	USCU	ECU
Turnovers	14	13
Paint	34	36
Second Chance	15	15
Fast Breaks	14	11
Bench	17	13

Period by Period Score	1st	2nd	TOT
USCU	44	39	83
ECU	41	40	81



NOV. 20 VS. GEORGIA SOUTHERN (W, 82-64)



Official Basketball Box Score - Final
Ga. Southern at East Carolina
11/20/23 Williams Arena at Morges, Greenville, N.C.
2023-24 Men's Basketball

Game Time: 6:00 PM
Game Duration: 1:52
Attendance: 3,536

Officials: Orlando Poole, Ryan Christian, Tim Corner

Ga. Southern - 64

Record: 0-5

NO. Name	Min	FG	3P	FT	Rebounds	Fouls	TP	AS	TO	ST	Blocks	+/-
4 David Jones	F 13:37	1-1	0-0	0-0	0 2 2 0	0	2	0	0	0	0	-8
10 Carlos Curry	F 10:02	0-2	0-1	0-0	0 3 3 2	0	0	1	0	0	0	-14
23 Nate Bratford	F 25:09	1-7	1-4	2-2	1 2 3 4	1	5	3	2	1	0	-9
2 Russell (Deuce) Dean	G 17:59	1-5	1-3	2-2	0 1 1 1	1	5	2	2	1	0	-15
12 Tyren Moore	G 17:30	3-7	2-5	0-0	0 1 1 0	0	8	1	2	1	0	-12
14 Collin Kuhl	G 13:58	0-0	0-0	0-0	1 1 2 4	0	0	0	0	0	0	-5
25 Avante Parker	26:23	1-3	0-1	2-3	1 2 3 1	3	4	0	0	1	0	-10
0 Malik Tidwell	17:48	1-4	0-3	0-0	0 2 2 1	0	2	0	1	0	0	-10
11 Jamar Franklin	23:35	6-13	3-8	1-2	0 2 2 1	2	16	0	3	2	0	-8
5 Derrick Harris Jr.	23:58	5-7	3-5	4-4	0 2 2 3	6	17	2	2	2	0	0
13 Eren Banks	10:01	2-3	1-2	0-0	0 0 0 0	0	5	0	1	1	0	0
Team					1 0 1 0	0	0					
Totals		21-52	11-32	11-13	4 18 22 17	64	9	16	9	0	1	-18

Technical Fouls: NONE

East Carolina - 82

Record: 3-2

NO. Name	Min	FG	3P	FT	Reb	Turn	Fouls	TP	AS	TO	ST	Blocks	Bs +/-	
2 Ezra Ausar	27:21	3-5	0-0	1-2	0 1 1	1	4	7	3	3	2	0	8	
6 Brandon Johnson	27:03	3-9	1-6	3-4	1 9 10	0	4	10	4	2	2	0	22	
0 Bobby Pettiford	23:57	1-3	0-1	0-0	0 2 2	0	0	2	4	3	1	0	0	
3 RJ Felton	32:37	6-10	3-5	4-5	3 5 8	1	3	19	1	1	2	0	11	
7 Quentin Diboundje	28:38	7-11	7-10	6-8	1 4 5	3	5	27	0	1	0	0	25	
1 Kalib LaCount	22:40	2-6	0-3	0-0	0 1 1	2	0	4	7	2	1	0	0	
32 Cyr Malonga	08:01	1-1	0-0	0-0	1 1 2	2	0	2	0	1	0	0	-1	
21 Jaden Walker	19:30	4-4	1-1	0-1	1 3 4	4	1	9	1	1	1	0	7	
50 Callum Richard	08:21	1-1	0-0	0-0	0 0 0	0	0	2	0	0	0	0	0	
10 Evan Montanari	01:52	0-0	0-0	0-0	0 0 0	0	0	0	0	0	0	0	-3	
Team					0 1 1			0	1					
Totals		28-50	12-26	14-20	7 27 34	13	17	82	20	15	9	1	0	18

Technical Fouls: NONE

Biggest lead

GSU 24 (2nd 10:54)

Best Scoring Run

8 (1st 4:55)

Lead Changes

0

Times Tied

2

Time with Lead

00:00 37:57

Points from	GSU	ECU
Turnovers	20	17
Paint	20	26
Second Chance	2	6
Fast Breaks	12	4
Bench	44	17

Period by Period Scoring			
	1st	2nd	TOT
GSU	29	35	64
ECU	37	45	82

LIVESTATS

NOV. 25 AT GEORGE MASON (L, 59-81)



Official Basketball Box Score - Final
East Carolina at George Mason
11/25/23 EagleBank Arena, Fairfax
2023-24 Men's Basketball

Game Time: 2:00 PM
Game Duration: 1:51
Attendance: 3,388

Officials: Ted Valentine, Lee Cassell, Clarence Armstrong

East Carolina - 59

Record: 4-3

NO. Name	Min	FG	3P	FT	Rebounds	Fouls	TP	AS	TO	ST	Blocks	Bs	+/-			
					OR	DR	OT									
2 Ezra Ausar	F 13:51	3-5	0-1	4-6	2	3	5	4	10	1	0	0	0	8		
6 Brandon Johnson	F 28:10	4-12	2-6	3-4	3	4	7	2	3	13	1	0	0	-15		
0 Bobby Pettiford	F 27:35	2-3	0-0	2-2	0	1	1	2	2	6	3	2	0	-28		
3 RJ Felton	G 30:23	2-10	1-4	0-0	1	4	5	3	1	5	0	0	2	0	-14	
7 Quentin Diboundje	G 28:35	5-9	2-3	1-4	0	2	2	0	2	13	0	1	0	0	-35	
32 Cyr Malonga	09:48	0-2	0-0	0-1	1	0	1	0	1	0	0	0	0	0	-10	
21 Jaden Walker	30:48	2-9	0-2	1-2	1	2	3	1	1	5	2	1	0	2	-11	
25 Benjamin Bayala	07:51	0-1	0-1	0-0	1	0	1	0	0	0	1	1	0	0	0	
1 Kalib LaCount	17:00	1-5	0-2	2-2	0	1	1	1	1	4	1	1	0	0	-7	
50 Callum Richard	03:16	0-1	0-0	0-0	1	0	0	0	0	0	0	0	0	0	0	
13 Logan Bourgeois	01:54	1-1	1-1	0-0	0	0	0	0	0	0	0	0	0	0	0	
10 Evan Montanari	00:50	0-0	0-0	0-0	0	0	0	0	0	0	0	0	0	0	0	
Team					6	0	6			0	1					
Totals		20-58	6-20	13-21	16	17	33	14	15	59	9	7	3	3	7	-22

Technical Fouls: NONE

George Mason - 81

Record: 5-1

NO. Name		Min	FG	3P	FT	Reb	TO	Fouls	TP	AS	TO	ST	Blocks	+/-
						OR	DR	PF						
23 Amari Kelly	G	31:48	3-4	0-1	0-0	0 3 3	4	2	6	5	2	0	2	27
0 Jared Billups	G	24:02	5-6	0-0	0-0	4 2 6	1	0	10	2	0	2	0	26
1 Ronald Polite III	F	27:43	5-9	1-4	0-0	0 3 3	2	0	11	3	0	1	0	23
4 Keyshawn Hall	G	32:06	6-12	3-8	2-2	0 10 10	3	3	17	4	1	0	1	14
13 Darius Maddox	F	33:13	7-14	3-7	2-3	1 3 4	1	3	19	2	1	0	1	23
2 Woody Newton		15:29	4-6	2-3	0-0	1 2 3	1	0	10	0	1	2	2	-3
3 Baraka Okojie		17:11	0-2	0-1	3-4	0 1 1	2	5	3	1	1	1	0	-3
35 Malik Henry		07:18	1-1	0-0	1-2	0 0 0	1	1	3	1	0	0	0	-4
8 Tre Wood		05:53	1-1	0-0	0-0	0 0 0	0	0	2	0	0	0	0	5
24 Austin Ball		03:30	0-0	0-0	0-0	0 1 1	0	0	0	0	0	0	0	4
9 Kam Johnson		00:54	0-0	0-0	0-0	0 0 0	0	0	0	0	0	0	0	-1
30 Chase Tucker		00:54	0-0	0-0	0-0	0 0 0	0	0	0	0	0	0	0	-1
Team						2 1 3			0	1				
Totals			32-55	9-24	9-11	8 26 34	15	14	81	18	7	6	7	3 22

Technical Fouls: NONE

Biggest lead

ECU 23 (2nd 0:54)

Best Scoring Run

9 (1st 4:31)

Lead Changes

0

Times Tied

2

Time with Lead

00:00 38:36

Points from	ECU	MASON
Turnovers	8	13
Paint	24	34
Second Chance	13	14
Fast Breaks	2	13
Bench	12	18

Period by Period Scoring			
	1st	2nd	TC
ECU	31	28	59
MASON	39	42	81

LIVESTATS

NOV. 21 VS. KENNESAW ST. (W, 85-84)



Official Basketball Box Score - Final
Kennesaw St. at East Carolina
11/21/23 Williams Arena at Morges, Greenville, N.C.
2023-24 Men's Basketball

Game Time: 6:00 PM
Game Duration: 2:22
Attendance: 3,311

Officials: Mike Nance, John Hampton, Jose Carrion

Kennesaw St. - 84

Record: 4-2

NO. Name	Min	FG	3P	FT	Rebounds	Fouls	TP	AS	TO	ST	Blocks	BA
0 Demond Robinson	27:13	5-11	3-6	0-0	4 6 4	4	13	1	0	2	0	2
3 Jamel King	22:16	5-8	3-6	1-1	0 2 2	4	14	1	1	1	0	-16
10 Frankquon Sherman	16:27	1-1	1-1	3-4	1 2 3	5	6	2	2	0	0	0
1 Terrell Burden	35:56	8-16	1-4	2-6	1 7 8	4	18	6	3	0	0	3
5 Simeon Cottle	32:22	6-15	3-10	1-2	3 4	1	16	4	2	5	0	2
25 Rongie Gordon	14:46	0-1	0-1	0-0	0 1 1	5	0	0	0	0	0	0
23 Quincy Ademokoya	27:33	5-10	3-7	1-5	2 0 2	2	14	0	1	0	1	0
2 RJ Johnson	16:03	1-5	0-2	0-0	0 2 2	2	1	2	4	2	0	1
21 Armani Harris	07:24	0-2	0-1	0-0	2 0 2	2	0	0	0	0	0	0
Team		31-69	14-38	8-16	13 24 37	29	17	84	18	11	8	2
Totals					4 3 7			0	0			

Technical Fouls: NONE

East Carolina - 85

Record: 4-2

NO. Name	Min	FG		3P		FT		Rebounds		Fouls		TP	AS	TO	ST	Blocks	BS	+/-
		M-A	P-A	M-A	P-A	O-R	DR	OT	PF	DD	FT							
2 Ezra Ausar	F27:34	3-7	0-0	0-2	0-3	3	5	3	3	8	14	0	3	0	3	1	1	-18
6 Brandon Johnson	F31:11	3-9	0-3	3-4	2	5	7	3	5	9	1	1	1	2	0	0	0	-1
0 Bobby Pettiford	F32:40	6-10	4-7	2-3	0	1	1	3	2	18	3	2	1	0	0	0	0	0
3 RJ Felton	G35:32	5-16	0-1	9-13	4	6	10	1	8	19	2	1	2	1	0	0	0	0
7 Quentin Diboundje	B21:07	2-7	0-2	0-2	0	1	1	2	1	4	2	1	1	1	1	1	1	6
32 Cyr Malonga	G03:28	1-1	0-0	0-0	1	0	1	0	0	2	0	0	0	0	0	0	0	-6
1 Kalib LaCount	B18:38	1-3	0-0	4-4	0	2	2	1	2	6	1	2	2	0	0	0	0	15
21 Jaden Walker	B29:50	5-10	1-5	2-2	1	10	11	4	3	13	3	1	1	1	0	0	0	9
Team					2	3	5			0	0	0	0	0	0	0	0	
Totals		26-63	5-18	29-40	16	31	47	17	29	85	12	11	8	8	2	1	1	

Technical Fouls: NONE

Biggest lead

KSU 2 (2nd 6:28)

Best Scoring Run

8 (1st 13:47)

Lead Changes

9

Times Tied

8

Time with Lead

35:31 01:57

Points from	KSU	ECU
Turnovers	12	12
Paint	32	42
Second Chance	12	15
Fast Breaks	22	16
Bench	16	21

Period by Period Scoring			
	1st	2nd	TOT
KSU	47	37	84
ECU	43	42	85

LIVESTATS

NOV. 30 VS. UNC WILMINGTON (W, 74-66)



Official Basketball Box Score - Final
UNCW at East Carolina
11/30/23 Williams Arena at Morges, Greenville, N.C.
2023-24 Men's Basketball



DEC. 4 VS. UMES (W, 63-52)



Official Basketball Box Score - Final
UMES at East Carolina
12/04/23 Williams Arena at Morges, Greenville, N.C.
2023-24 Men's Basketball

Game Time: 4:00 PM
Game Duration: 2:06
Attendance: 3,625

Officials: Tony Greene, A.J. Desai, Anthony Eades

UMES - 52

Record: 3-5

NO. Name	Min	FG M-A	3P M-A	FT M-A	Rebounds OR DR TOT	Fouls PF	TP	AS	TO	ST	Blocks BS BA	+/-
2 Troy Hupstead	F 10:34	0-4	0-0	1-2	2 0 2	3 1	1	0	1	0	0	-12
1 Chace Davis	G 29:51	4-11	4-9	1-2	0 2 2	1 1	13	0	3	2	0	-13
2 Dionte Johnson	G 18:17	1-3	0-1	1-1	2 2 4	2 1	3	4	2	0	0	-17
4 Tyler Mack	G 11:23	2-5	1-4	0-0	0 2 2	1 0	5	0	1	0	0	-6
11 Devon Ellis	G 23:29	4-10	0-2	4-4	1 3 4	1 4	12	0	1	0	0	-16
33 Kelechi Okworogwo	08:38	0-4	0-1	0-0	1 1 2	2 0	0	0	2	0	3	0
5 Damani Claxton	18:29	1-2	1-1	0-0	0 3 3	1 1	3	4	1	0	0	6
0 Toby Nnadozie	12:08	0-1	0-0	0-0	0 1 1	1 1	0	2	4	0	0	6
3 Elijah Wilson	27:47	1-7	1-3	7-7	4 2 6	0 3	10	1	1	1	0	-15
13 Victoria Naboya	19:59	0-1	0-1	0-0	0 4 4	4 1	0	0	0	0	1	-0
22 Malang Athian	03:50	1-1	1-1	0-0	0 0 0	0 0	3	0	1	0	0	4
20 Israel Yaw	13:39	1-3	0-1	0-0	0 3 3	2 1	2	0	0	0	4	3
14 Antwan Wilson	01:56	0-0	0-0	0-0	0 0 0	0 0	0	0	0	0	0	6
Team					3 3 6		0	0				
Totals		15-52	8-24	14-16	13 26 39	18 14	52	11	17	3	8 4	-1

Technical Fouls: NONE

East Carolina - 63

Record: 6-3

NO. Name	Min	FG M-A	3P M-A	FT M-A	Rebounds OR DR TOT	Fouls PF	TP	AS	TO	ST	Blocks BS BA	+/-
2 Ezra Ausar	F 29:02	6-13	0-1	6-7	2 8 10	2 6	18	2	2	3	0	22
6 Brandon Johnson	F 37:20	5-18	1-5	4-4	4 6 10	1 4	15	2	1	1	1	44
0 Bobby Pettiford	G 34:22	2-5	0-1	0-0	2 1 3	3 0	4	4	1	0	0	16
3 RJ Felton	G 28:43	5-11	3-6	0-0	1 4 5	2 1	13	1	0	4	2	9
7 Quentin Diboundje	G 18:12	2-6	0-1	1-2	1 2 3	2 2	5	1	3	2	0	1
1 Kalib LaCount	23:45	0-4	0-2	2-2	0 0 0	2 2	2	0	0	1	0	-4
25 Benjamin Bayala	17:53	1-3	0-2	0-0	0 2 2	2 0	2	0	0	1	0	2
50 Callum Richard	07:11	0-0	0-0	4-6	1 1 2	0 3	4	0	1	0	1	-1
13 Logan Bourgeois	00:59	0-0	0-0	0-0	0 0 0	0 0	0	0	0	0	0	-3
32 Cyr Malonga	01:03	0-0	0-0	0-0	0 0 0	0 0	0	0	0	0	0	-5
10 Evan Montanari	01:30	0-0	0-0	0-0	0 0 0	0 0	0	0	0	0	0	-3
Team					4 0 4		0	1				
Totals		21-61	4-18	17-21	15 24 39	14 18	63	12	9	12	4 8	11

Technical Fouls: NONE

	UMES	ECU
Biggest lead	6 (1 st 6:33)	20 (2 nd 6:06)
Best Scoring Run	8 (2 nd 1:12)	13 (2 nd 15:11)
Lead Changes	4	
Times Tied	6	
Time with Lead	08:06	28:46

Points from	UMES	ECU
Turnovers	6	24
Paint	14	32
Second Chance	12	13
Fast Breaks	10	11
Bench	18	8

Period by Period Scoring			
	1st	2nd	TOT
UMES	31	21	52
ECU	32	31	63

Shooting By Period
1 st FG% 8-29 27.6%
3PT% 4-11 36.4%
FT% 11-12 91.7%
2 nd FG% 7-24 29.2%
3PT% 4-13 30.8%
FT% 3-4 75%
GM FG% 15-52 28.8%
3PT% 8-24 33.3%
FT% 14-16 87.5%
Dead Ball Rebounds: 2, 0

Dead Ball Rebounds: 3, 0



Official Basketball Box Score - Final
South Carolina at East Carolina
12/09/23 Williams Arena at Morges, Greenville, N.C.
2023-24 Men's Basketball

Game Time: 12:00 PM
Game Duration: 2:15
Attendance: 5,568

Officials: Garrick Shannon, Lucas Santos, Michael Swoboda

South Carolina - 68

Record: 8-1

NO. Name	Min	FG M-A	3P M-A	FT M-A	Rebounds OR DR TOT	Fouls PF	TP	AS	TO	ST	Blocks BS BA	+/-
2 B.J. Mack	F 27:42	4-11	1-4	4-7	1 7 8	4 4	13	2	0	0	1	2 5
4 Stephen Clark	F 14:12	0-3	0-1	1-2	0 1 1	4 2	1	2	0	0	3	0
10 Myles Stute	F 27:15	5-9	3-5	2-3	2 1 3	2 3	15	1	2	0	0	-9
5 Meechie Johnson	G 27:28	5-8	1-4	4-4	0 1 1	2 4	15	2	2	1	0	9
55 Ta'ion Cooper	G 35:42	2-4	2-4	3-4	0 7 7	0 3	9	3	2	0	0	8
12 Zachary Davis	21:52	3-5	1-2	2-2	0 5 5	2 1	9	0	1	1	0	5
33 Josh Gray	07:37	0-0	0-0	0-0	0 1 1	0 0	0	0	1	0	0	-5
1 Jacob Wright	19:21	0-4	0-4	0-0	1 2 3	0 0	0	0	1	0	0	7
15 Morris Ugusku	09:48	1-2	1-2	0-0	0 0 0	1 0	3	0	0	0	0	3
30 Collin Murray-Boyles	09:03	1-2	0-0	1-2	1 1 2	2 1	3	0	0	0	0	0
Team					2 2 4		0	0				
Totals		21-48	9-26	17-24	7 28 35	17 18	68	13	9	2	4 2	6

Technical Fouls: NONE

East Carolina - 62

Record: 6-4

NO. Name	Min	FG M-A	3P M-A	FT M-A	Rebounds OR DR TOT	Fouls PF	TP	AS	TO	ST	Blocks BS BA	+/-
2 Ezra Ausar	F 24:02	3-8	0-0	8-11	1 3 4	2 6	14	0	5	0	1	2 -1
6 Brandon Johnson	F 38:13	3-9	2-6	2-4	1 7 8	4 3	10	1	0	2	0	1 -7
0 Bobby Pettiford	G 32:48	6-14	2-3	0-0	1 4 5	2 2	14	2	1	0	1	5
3 RJ Felton	G 34:25	6-13	0-4	3-4	2 5 7	3 3	15	0	1	1	0	3
7 Quentin Diboundje	G 27:04	1-4	0-3	1-2	0 1 1	2 2	3	1	0	1	0	-4
1 Kalib LaCount	09:28	1-2	1-1	0-0	0 0 0	0 0	3	1	0	1	0	-13
21 Jaden Walker	27:32	1-3	0-0	1-2	0 3 3	4 1	3	3	0	1	0	-8
50 Callum Richard	04:53	0-0	0-0	0-0	1 0 1	1 0	0	0	0	0	0	0
11 Valentino Pinedo	01:35	0-0	0-0	0-0	0 0 0	0 0	0	0	0	0	0	-6
Team					1 2 3		0	1				
Totals		21-53	5-17	15-23	7 25 32	17 18	62	8	6	6	2 4	-6

Technical Fouls: NONE

	USC	ECU
Biggest lead	11 (1 st 9:34)	3 (2 nd 12:14)
Best Scoring Run	9 (1 st 9:34)	9 (2 nd 15:53)
Lead Changes	10	
Times Tied	9	
Time with Lead	26:53	05:17

Points from	USC	ECU
Turnovers	13	16
Paint	22	26
Second Chance	8	4
Fast Breaks	5	4
Bench	15	6

Period by Period Scoring			
	1st	2nd	TOT
USC	35	33	68
ECU	28	34	62

LIVESTATS

DEC. 14 VS. FLORIDA (L, 65-70)



Official Basketball Box Score - Final
East Carolina at Florida
12/14/23 RFK Funding Center, Lakeland, Fla.
2023-24 Men's Basketball

Game Time: 7:00 PM
Game Duration: 2:10
Attendance: 3,073

Officials: Don Daily, Orlando Potts, Ron Groover

East Carolina - 65

Record: 6-5

NO. Name	Min	FG M-A	3P M-A	FT M-A	Rebounds OR DR TOT	Fouls PF	TP	AS	TO	ST	Blocks BS BA	+/-
2 Ezra Ausar	F 28:08	5-11	0-1	4-6	2 1 3	4 5	14	0	4	0	0	-12
6 Brandon Johnson	F 34:03	4-6	3-5	1-2	1 9 10	3 2	12	0	2	2	0	-11
32 Cyr Malonga	C 13:21	2-3	0-0	0-0	3 1 4	0 1	4	0	0	0	1	6
0 Bobby Pettiford	G 31:23	5-8	0-1	1-1	0 2 2	3 1	11	5	1	5	0	-5
3 RJ Felton	G 32:46	5-13	2-5	2-3	2 4 6	3 3	14	0	2	2	1	-6
8 Cam Hayes	24:50	1-8	0-4	0-0	0 0 0	2 0	2	3	1	0	1	-6
21 Jaden Walker	24:22	3-12	2-5	0-0	0 2 2	4 0	8	2	0	2	0	3
50 Callum Richard	01:48	0-0	0-0	0-0	0 0 0	1 0	0	0	0	0	0	-2
7 Quentin Diboundje	04:27	0-2	0-1	0-0	0 1 1	0 0	0	0	1	0	0	2
1 Kalib LaCount	03:35	0-0	0-0	0-0	0 1 1	1 0	0	1	0	1	0	-2
11 Valentino Pinedo	01:17	0-0	0-0	0-0	0 0 0	0 0	0	0	1	0	0	-2
Team					2 1 3		0	0				
Totals		25-63	7-22	8-12	10 22 32	21 12	65	11	12	12	3 7	-5

Technical Fouls: NONE

Florida - 70

Record: 7-3

NO. Name	Min	FG M-A	3P M-A	FT M-A	Rebounds OR DR TOT	Fouls PF	TP	AS	TO	ST	Blocks BS BA	+/-
4 Tyrese Samuel	F 29:52	3-3	0-0	5-9	5 4 9	1 6	11	1	3	2	1	0 3
3 Micah Handlogten	C 26:47	3-6	0-0	0-0	7 2 9	3 0	6	0	2	0	2	0 0
1 Walter Clayton Jr.	G 34:57	9-16	3-7	1-2	1 3 4	2 3	22	0	5	2	0	-3
8 Kyril Kugel	G 22:53	1-6	0-3	0-2	0 6 6	2 4	2	2	3	0	0	8
5 Will Richard	G 33:34	4-10	2-4	0-0	4 4 8	1 0	10	3	0	2	3	1 9
0 Zyron Pullin	28:36	4-16	0-5	3-4	1 2 3	1 2	11	7	1	0	0	1
21 Alex Condon	19:52	1-4	0-1	6-11	2 8 10	1 6	8	0	3	1	1	5
10 Thomas Haugh	03:29	0-0	0-0	0-0	0 0 0	1 0	0	0	0	0	0	2
Team					2 1 3		0	1				
Totals		25-61	5-20	15-28	22 30 52	12 21	70	13	18	7	7 3	5

Technical Fouls: NONE

	ECU	UF
Biggest lead	0 (1 st 20:00)	11 (1 st 2:54)
Best Scoring Run	6 (1 st 6:35)	7 (1 st 14:20)
Lead Changes	0	
Times Tied	1	
Time with Lead	00:00	38:40

Points from	ECU	UF
Turnovers	11	11
Paint	32	38
Second Chance	9	16
Fast Breaks	4	20
Bench	10	19

Period by Period Scoring			
	1st	2nd	TOT
ECU	30	35	65
UF	37	33	70

Shooting By Period
1 st FG% 15-31 48.4%
3PT% 4-11 36.4%
FT% 11-16 68.8%
2 nd FG% 10-30 33.3%
3PT% 1-9 11.1%
FT% 12-22 54.5%
GM FG% 25-61 41.0%
3PT% 5-20 25.0%
FT% 15-28 53.6%
Dead Ball Rebounds: 4, 0



Official Basketball Box Score - Final
Delaware St. at East Carolina
12/20/23 Williams Arena at Morges, Greenville, N.C.
2023-24 Men's Basketball

Game Time: 7:00 PM
Game Duration: 1:50
Attendance: 3,878

Officials: Terry Oglesby, Tony Greene, Landon Brantley

Delaware St. - 50

Record: 6-9

NO. Name	Min	FG M-A	3P M-A	FT M-A	Rebounds OR DR TOT
----------	-----	-----------	-----------	-----------	-----------------------



DEC. 29 VS. EAST TENNESSEE STATE (L, 70-86)



Official Basketball Box Score - Final
ETSU at East Carolina
12/29/23 Williams Arena at Morges, Greenville, N.C.
2023-24 Men's Basketball

Game Time: 7:00 PM
Game Duration: 2:14
Attendance: 4,259

Officials: Bryon Jarrett, Landon Brandon, Chase Shaw

ETSU - 86

Record: 8-5

NO. Name	Min	FG	3P	FT	Rebounds	Fouls	TP	AS	TO	ST	Blocks	+/-	
0 Karon Boyd	F 31:54	5-10	2-5	2-2	6 5 11	3 2	14	1	2	1	0	0	16
22 Jaden Seymour	F 36:45	7-11	1-4	1-2	2 4 6	3 6	24	1	2	2	3	1	17
24 Jaden Parker	F 25:33	3-4	0-0	2-2	2 2 4	5 4	8	0	2	1	0	1	3
1 Quimari Peterson	G 32:24	8-16	3-5	2-2	2 2 4	3 4	21	5	5	1	0	0	15
14 Ebby Asamoah	G 25:50	2-7	1-5	5-5	0 4 4	5 2	10	1	4	0	0	0	14
21 Gabe Sisk	21:00	1-3	0-0	2-2	0 3 3	2 0	4	2	1	1	0	0	4
3 Tyler Rice	07:36	0-2	0-1	0-0	0 0 0	1 1	0	0	1	0	0	0	1
2 Maki Johnson	04:31	1-4	0-2	0-0	1 1 2	1 0	2	0	0	2	0	0	-3
23 Braden Ilie	14:27	1-2	1-2	0-0	1 2 3	2 1	3	0	0	0	0	0	13
Team					1 2 3		0	0					
Totals	28:59	8-24	22-23	15 25 40	25 17	86	10	17	8	3	2	16	

Shooting By Period
1st FG% 15.26 57.7%
3PT% 5.11 45.5%
FT% 9.9 100%
2nd FG% 13.33 39.4%
3PT% 3.13 23.1%
FT% 13.14 92.9%
GM FG% 28.59 47.5%
3PT% 8.24 33.3%
FT% 22.23 95.7%
Dead Ball Rebounds: 0, 0

Technical Fouls: NONE

East Carolina - 70

Record: 7-6

NO. Name	Min	FG	3P	FT	Reb	Orunds	Fouls	TP	AS	TO	St	Blocks	+/-
2 Ezra Ausar	F 30:23	3-5	0-0	6-10	7	1 8	2 9	12	0	5	0	0	-11
6 Brandon Johnson	F 38:35	6-18	3-11	4-7	4	5 9	4 4	19	1	4	4	1	-13
0 Bobby Pettiford	G 32:20	4-10	1-4	3-4	2	1 3	1 2	12	2	1	0	0	-11
3 RJ Felton	G 35:13	5-16	1-9	6-7	4	3 7	4 5	17	2	1	2	1	-15
8 Cam Hayes	G 28:27	3-9	0-4	2-3	1	0 1	3 2	8	1	3	2	0	-17
11 Valentino Pinedo	09:59	0-0	0-0	0-1	2	1 3	3 2	0	0	0	1	0	-7
21 Jaden Walker	09:44	0-2	0-1	0-0	0	2 2	1 0	0	1	0	0	0	-2
1 Kalib LaCount	10:12	1-3	0-1	0-0	0	0 0	0 0	2	1	0	1	0	-4
13 Logan Bourgeois	01:40	0-0	0-0	0-0	0	0 0	0 0	0	0	0	0	0	-5
32 Cyr Malonga	03:27	0-0	0-0	0-0	0	0 0	0 0	0	0	0	1	0	-5
Team					2	4 6		0	0				
Totals		22-63	5-30	21-32	22	17 39	17 25	70	8	14	11	2 3	-16

Shooting By Period
1st FG% 12.28 42.9%
3PT% 3.12 25.0%
FT% 8.12 66.7%
2nd FG% 10.35 28.6%
3PT% 2.18 11.1%
FT% 13.20 65%
GM FG% 22.63 34.9%
3PT% 5.30 16.7%
FT% 21.32 65.6%
Dead Ball Rebounds: 0, 0

Technical Fouls: NONE

	ETSU	ECU
Biggest lead	9 (2 nd 14:56)	2 (1 st 11:33)
Best Scoring Run	8 (1 st 6:14)	7 (2 nd 12:49)
Lead Changes	4	
Times Tied	5	
Time with Lead	33:15	01:42

Points from	ETSU	ECU
Turnovers	18	22
Paint	34	24
Second Chance	15	18
Fast Breaks	10	19
Bench	9	2
Period by Period Scoring	ETSU	ECU
1st	44	42
2nd	35	76
TOT		

JAN. 2 AT FLORIDA ATLANTIC (L, 64-79)



Official Basketball Box Score - Final
East Carolina at #17 Fla. Atlantic
01/02/24 Everse R. Baskin Arena, Boca Raton
2023-24 Men's Basketball

Game Time: 7:00 PM
Game Duration: 2:10
Attendance: 3,161

Officials: Chuck Jones, Steven Anderson, Brian Dorsey

East Carolina - 64

Record: 7-7 (0-1)

NO. Name		Min	FG	3P	FT	Rebounds	Fouls	TP	AS	TO	ST	Blocks	+/-				
						OR	DR	TOT				BS					
2 Ezra Ausar	F	24:36	2-8	1-1	2-4	2	2	4	3	2	7	0	2	0	0	1	-1
6 Brandon Johnson	F	36:05	5-10	2-3	3-4	4	6	10	0	2	15	2	2	3	0	0	-1
32 Cyr Malonga	C	06:08	0-0	0-0	0-0	0	1	1	1	0	0	0	0	0	0	0	-1
0 Bobby Pettiford	G	34:21	4-14	0-3	0-0	0	1	1	2	0	8	2	1	0	0	0	-14
3 RJ Felton	G	36:55	5-8	1-1	1-2	2	3	5	2	1	12	0	0	0	0	1	-16
8 Cam Hayes		22:21	1-3	0-1	0-0	0	2	2	1	0	2	1	2	2	0	0	1
7 Quentin Dibondje		23:18	4-5	1-3	4-4	2	1	3	2	3	13	1	1	1	1	0	3
1 Kalib LaCount		08:40	2-4	1-2	0-0	0	0	0	1	0	5	0	1	0	0	0	-1
21 Jaden Walker		04:28	1-2	0-0	0-0	0	1	1	0	0	2	0	1	0	0	0	-6
11 Valentino Pinedo		03:10	0-0	0-0	0-2	1	1	2	1	1	0	0	0	0	0	0	-3
Team						1	2	3			0	0					
Totals		24:55	6-14	10-16	12 20 32	13	9				64	6	10	6	2	1	-15

Technical Fouls: NONE

#17 Fla. Atlantic - 79

Record: 11-3 (1-0)

NO. Name	Min	FG	3P	FT	Rebounds	Fouls	TP	AS	TO	ST	Blocks	+/-	
50 Vladislav Goldin	F 25:46	5-8	0-0	1-3	3 8 11	0 3	11	1	1	0	0	18	
1 Johnell Davis	G 34:31	7-13	2-4	4-4	3 3 6	2 2	20	3	3	3	0	0	17
12 Jalen Gaffney	G 23:34	1-3	0-1	3-4	1 4 5	1 2	5	4	0	1	0	0	15
15 Alijah Martin	G 30:41	7-13	4-8	2-3	3 2 5	1 5	20	4	1	3	0	0	-5
23 Brandon Weatherspoon	G 15:49	1-3	1-2	0-0	0 0 0	1 0	3	2	0	0	0	0	-20
4 Bryan Greenlee	27:28	5-10	3-5	0-0	0 1 1	2 0	13	3	2	0	0	0	12
2 Nick Boyd	14:31	1-5	1-5	0-0	0 1 1	0 0	3	1	1	0	0	0	-1
3 Giancarlo Rosado	13:42	2-3	0-0	0-0	1 1 2	2 1	4	2	0	0	1	0	-2
0 Brenon Lorient	08:59	0-2	0-1	0-0	0 0 0	0 0	0	1	0	0	0	0	-1
Team					2 2 4		0	1					
Totals	29:60	11-26	10-14	13 22 35	9 13	79	21	9	7	1	2	15	

Technical Fouls: NONE

	ECU	FAU
Biggest lead	8 (1 st 9:56)	16 (2 nd 0:30)
Best Scoring Run	9 (1 st 16:04)	14 (2 nd 0:30)
Lead Changes	8	
Times Tied	4	
Time with Lead	17:28	20:00

Points from	ECU	FAU
Turnovers	7	12
Paint	28	32
Second Chance	10	8
Fast Breaks	2	15
Bench	22	20
Period by Period Scoring	ECU	FAU
1st	36	28
2nd	44	79
TOT		

JAN. 7 VS. TULSA (W, 62-57)



Official Basketball Box Score - Final
Tulsa at East Carolina
01/07/24 Williams Arena at Morges, Greenville, N.C.
2023-24 Men's Basketball

Game Time: 5:00 PM
Game Duration: 2:04
Attendance: 4,454

Officials: Orlando Pique, Ben Leno, Ray Nasti

Tulsa - 57

Record: 9-5 (0-2)

NO. Name		Min	FG	3P	FT	Rebounds	Fouls	TP	AS	TO	ST	Blocks	+/-			
12	Carlos Williams	F	30:39	2-6	2-6	0	1 5 6	3	1	6	1	4	0	1	0	-8
15	Jared Garcia	F	25:01	1-6	0-4	1-2	1 5 6	2	4	3	1	2	0	2	0	-4
4	PJ Haggerty	G	35:17	8-14	0-2	0	1 4 5	1	1	16	5	4	1	0	0	-4
11	Isaiah Barnes	G	36:37	4-9	1-4	3-3	2 1 3	0	3	12	1	3	2	1	1	-5
24	Kobe Williams	G	35:51	6-11	5-9	1-2	1 1 2	2	1	18	2	3	0	1	0	-3
1	Matthew Reed		14:59	0-1	0-1	2-2	0 3 3	1	2	2	0	0	0	0	0	-1
5	Jarred Hall		09:21	0-0	0-0	0-0	0 1 1	2	0	0	0	1	0	0	0	-3
8	Tyshawn Archie		07:52	0-3	0-1	0-0	0 1 1	2	1	0	1	1	1	1	0	-3
0	Jesiah McWright		03:23	0-0	0-0	0-0	0 0 0	1	0	0	0	0	0	0	0	0
Team						1 5 6		0	1							
Totals				21:50	8-27	7-9	7 26 33	14	13	57	11	19	4	6	1	5

Shooting By Period
1st FG% 13.23 56.5%
3PT% 4.11 36.4%
FT% 2-3 66.7%
2nd FG% 8.27 29.6%
3PT% 4.16 25.0%
FT% 5-6 83.3%
GM FG% 21.50 42.0%
3PT% 8.27 29.6%
FT% 7-9 77.8%
Dead Ball Rebounds: 3, 0

Technical Fouls: NONE

East Carolina - 62

Record: 8-7 (1-1)

NO.	Name	Min	FG	3P	FT	Rebounds	Fouls	TP	AS	TO	ST	Blocks	+/-					
			M-A	M-A	M-A	OR	DR	FF	PF	FF								
2	Ezra Ausar	F 34:12	3-8	0-0	8-10	4	3	7	2	5	14	2	4	0	2	16		
6	Brandon Johnson	F 33:33	7-12	2-5	1-3	3	6	9	4	4	17	1	1	1	0	1	4	
0	Bobby Pettiford	G 31:48	3-5	0-0	0-0	2	2	0	0	0	6	6	1	1	1	0	0	4
3	RJ Felton	G 38:21	5-15	1-6	3-3	1	4	5	2	3	14	0	1	5	0	1	7	
8	Cam Hayes	G 33:07	4-14	0-3	0-0	0	2	2	0	1	8	0	1	3	0	2	11	
10	Kalib LaCount	08:12	0-1	0-0	0-0	0	0	0	0	1	0	2	1	0	0	0	1	
11	Valentino Pinedo	06:58	0-1	0-0	0-0	0	0	0	3	0	0	0	0	0	0	0	-12	
21	Jaden Walker	07:20	0-1	0-0	0-0	0	1	1	1	0	0	0	0	0	0	0	-1	
25	Benjamin Bayala	06:29	1-1	1-1	0-0	0	0	0	1	0	3	0	0	1	0	0	-5	
Team																		
Totals			23:58	4-16	12-16	12	2	6	32	13	14	62	11	9	11	1	6	5

Shooting By Period
1st FG% 11.34 32.4%
3PT% 2-9 22.2%
FT% 5-5 100%
2nd FG% 12.04 50.0%
3PT% 2-7 28.6%
FT% 7-11 63.6%
GM FG% 23.58 39.7%
3PT% 4.16 25.0%
FT% 12-16 75.0%
Dead Ball Rebounds: 1, 1

Technical Fouls: NONE

	TULSA	ECU
Biggest lead	8 (1 st 4:28)	6 (1 st 15:44)
Best Scoring Run	9 (1 st 14:03)	7 (1 st 17:55)
Lead Changes	7	
Times Tied	9	
Time with Lead	19:37	12:37

Points from	TULSA	ECU
Turnovers	9	20
Paint	16	36
Second Chance	2	13
Fast Breaks	9	15
Bench	2	3
Period by Period Scoring	TULSA	ECU
1st	32	25
2nd	57	
TOT		

JAN. 10 AT TEMPLE (W, 73-62)



Official Basketball Box Score - Final
East Carolina at Temple
01/10/24 The Lacourse Center, Philadelphia, Pa.
2023-24 Men's Basketball

Game Time: 7:00 PM
Game Duration: 1:51
Attendance: 2,003

Officials: Owen Short, Jason Baker, Joe Linday



JAN. 13 VS. SMU (L, 64-75)



Official Basketball Box Score - Final
SMU at East Carolina
01/13/24 Williams Arena at Morges, Greenville, N.C.
2023-24 Men's Basketball

Game Time: 4:00 PM
Game Duration: 2:07
Attendance: 5,213

Officials: Anthony Jordan, Tim Corner, Shaun Seales

SMU - 75

Record: 11-5 (2-1)

NO. Name	Min	FG	3P	FT	Rebounds	Fouls	TP	AS	TO	ST	Blocks	B/+
10 Samuel Williamson	F 27:48	3-8	0-2	1-2	3 5 8	3 3	7	0	4	1	2	0
22 Keon Ambrose-Hylton	F 14:48	3-6	0-0	0-0	0 0 0	5 0	6	1	0	1	2	3
0 B.J. Edwards	0 14:48	2-2	0-0	2-2	1 2 3	0 1	6	2	1	1	0	12
1 Zhuric Phelps	G 31:59	4-6	2-4	7-7	1 1 2	1 6	17	1	1	3	1	0
3 Chuck Harris	G 32:38	6-14	2-4	0-0	0 3 3	1 0	14	8	3	1	0	3
2 Jalen Smith	24:54	4-9	2-7	0-0	0 3 3	3 1	10	2	2	0	0	-2
12 Tyreek Smith	16:09	0-3	0-0	2-2	1 6 7	4 2	2	1	0	1	0	6
5 Ricardo Wright	11:35	2-7	2-5	0-0	0 1 1	1 0	6	0	1	0	0	6
15 Ja'heim Hudson	19:60	2-5	0-2	0-0	3 1 4	2 1	4	0	0	0	0	-2
24 Emory Lanier	05:22	1-2	1-2	0-0	2 1 3	0 0	3	1	0	0	0	3
Team					3 3 6			0				
Totals		27:62	9:26	12:13	14 26 40	20 14	75	16	12	8	5	11

Technical Fouls: NONE

East Carolina - 64

Record: 9-8 (2-2)

NO. Name	Min	FG	3P	FT	Rebounds	Fouls	TP	AS	TO	ST	Blocks	+/-	
2 Ezra Ausar	38:18	9-12	0-0	7-11	6 2 8	2 9	25	1	1	2	2	-14	
6 Brandon Johnson	35:57	1-10	0-6	3-5	2 3 5	3 4	5	1	4	1	1	-16	
0 Bobby Pettiford	21:29	1-3	0-1	0-0	1 2 3	2 0	2	1	2	0	0	-9	
3 RJ Felton	32:14	5-19	0-4	5-8	4 2 6	4 4	15	1	1	2	1	-12	
8 Cam Hayes	23:07	5-7	2-3	0-0	0 1 1	1 0	12	1	2	0	0	-7	
1 Kalib LaCount	16:24	1-6	0-1	1-1	0 2 2	1 1	3	1	1	0	0	2	
21 Jaden Walker	24:56	1-3	0-0	0 7 7	0 1 0	1 2	0	1	1	1	1	-1	
32 Cyr Malonga	03:18	0-0	0-0	0 0 0	0 0 0	1 0	0	0	0	0	0	4	
25 Benjamin Bayala	04:18	0-2	0-2	0-0	0 0 0	1 0	0	0	0	0	0	-2	
Team					4 1 5			0					
Totals		23:62	2:17	16:25	17 20 37	14 20	64	8	12	6	5	8	-11

Technical Fouls: NONE

	SMU	ECU				
Biggest lead	18 (2 nd 13:49)	2 (1 st 19:27)				
Best Scoring Run	7 (1 st 17:03)	6 (2 nd 7:21)				
Lead Changes						
Times Tied	1					
Time with Lead	37:56	00:47				

	Points from	SMU	ECU			
Turnovers		16	9			
Paint		26	36			
Second Chance		11	15			
Fast Breaks		15	13			
Bench		25	5			

Period by Period Scoring					
	1st	2nd	TOT		
SMU	37	38	75		
ECU	28	36	64		

Shooting By Period
1 st FG% 9-26 34.6%
3PT% 2-9 22.2%
FT% 8-14 57.1%
2 nd FG% 14-36 38.9%
3PT% 0-8 0.0%
FT% 8-11 72.7%
GM FG% 23-62 37.1%
3PT% 2-17 11.8%
FT% 16-25 64.0%
Dead Ball Rebounds: 5, 1



Official Basketball Box Score - Final
North Texas at East Carolina
01/17/24 Williams Arena at Morges, Greenville, N.C.
2023-24 Men's Basketball

Game Time: 7:00 PM
Game Duration: 1:56
Attendance: 4,287

Officials: Joe Lindsay, Bart Lenox, Patrick Evans

North Texas - 60

Record: 11-5 (4-0)

NO.	Name	Min	FG	3P	FT	Rebounds	Fouls	TP	AS	TO	ST	Blocks	BA	±		
1	Aaron Scott	4:14	2-3	2-2	2-2	3 3 3	3	12	2	1	0	1	2	-4		
14	Moulaye Sissoko	14:11	3-3	0-0	0-0	5 0 5	1	6	0	1	1	0	0	-4		
2	Jason Edwards	38:32	7-17	1-6	5-7	0 2 2	1 4	20	3	3	1	1	2	3		
22	CJ Noland	34:16	5-14	1-5	0-0	0 5 5	1 0	11	1	1	1	0	0	6		
23	Matthew Stone	19:18	1-3	1-3	0-0	0 1 1	2	3	0	0	1	0	0	-4		
5	Rondel Walker	28:44	2-5	0-2	0-0	2 3 5	1	4	2	0	0	0	1	3		
10	Robert Allen	25:49	2-3	0-0	0-0	5 6 11	3	4	2	2	0	1	0	5		
3	Christian Moore	02:13	0-1	0-1	0-0	0 1 1	0	0	0	0	0	0	0	-2		
Team																
			1 4 5													
Totals			24:60	5:24	7-9	15	25	40	12	11	60	10	10	4	3	5

Technical Fouls: NONE

East Carolina - 59

Record: 9-9 (2-3)

NO. Name	Min	FG	3P	FT	Rebounds	Fouls	TP	AS	TO	ST	Blocks	+/-
6 Brandon Johnson	P 37:55	5-10	1-2	0-1	7 8	1 2	11	0	1	2	2	5
32 Cyr Malonga	C 12:17	1-1	0-0	1-1	2 0 2	1 1	3	0	0	0	0	0
0 Bobby Pettiford	G 24:13	0-5	0-2	0-2	1 2 3	1 1	0	6	0	1	0	2
3 RJ Felton	G 33:35	6-16	4-10	0-0	1 5 6	2 0	16	2	2	2	1	0
8 Cam Hayes	G 34:47	3-8	2-6	4-5	0 4 4	2 3	12	3	1	2	0	-2
2 Ezra Ausar	B 28:32	2-5	0-1	5-6	0 2 2	4 3	9	0	2	1	1	0
21 Jaden Walker	B 23:27	3-3	1-1	1-3	0 0 0	2 8	1	1	0	0	0	-8
1 Kalib LaCount	B 02:54	0-0	0-0	0-0	0 0 0	0 0	0	0	2	0	0	-2
25 Benjamin Bayala	B 02:20	0-0	0-0	0-0	0 0 0	0 0	0	0	0	0	0	-1
Team					2 3							
Totals		20:48	9:22	11-16	6 22 28	11 12	59	12	9	8	5	-1

Technical Fouls: NONE

	UNT	ECU
Biggest lead	7 (2 nd 19:48)	7 (1 st 9:24)
Best Scoring Run	7 (1 st 6:15)	8 (2 nd 14:19)
Lead Changes	9	
Times Tied	7	
Time with Lead	07:44	25:13

Points from	UNT	ECU
Turnovers	6	7
Paint	36	20
Second Chance	10	12
Fast Breaks	4	7
Bench	8	17

Period by Period Scoring			
	1st	2nd	TOT
UNT	30	30	60
ECU	26	33	59



JAN. 20 AT UAB (L, 61-69)



Official Basketball Box Score - Final
East Carolina at UAB
01/20/24 Bartow Arena, Birmingham
2023-24 Men's Basketball

Game Time: 2:00 PM
Game Duration: 1:51
Attendance: 3,872

Officials: Jason Baker, Bharat Rammanan, Josue Neves

East Carolina - 61

Record: 9-10 (2-4)

NO.	Name	Min	FG	3P	FT	Reb	TO	Fouls	TP	AS	TO	ST	Blocks	+/-
2	Ezra Ausar	35:13	5-12	0-0	6-9	5 5 10	3 7	16	1	1	1	1	1	-17
6	Brandon Johnson	37:35	6-13	3-7	0-0	2 8 10	3 0	15	0	3	1	1	0	-2
0	Bobby Pettiford	31:23	2-7	0-1	0-0	0 2 2	0 0	4	4	3	1	0	1	-1
3	RJ Felton	32:36	4-12	2-7	0-0	0 4 4	3 1	10	0	1	2	1	0	-10
8	Cam Hayes	25:04	2-6	2-7	0-0	0 4 4	2 0	6	1	4	0	0	1	-11
21	Jaden Walker	30:59	2-7	1-2	3-3	2 3 5	2 2	8	2	2	0	1	2	-4
32	Cyr Malonga	06:07	0-0	0-0	0-0	1 0 1	4 0	0	0	1	0	0	0	5
1	Kalib LaCount	01:03	1-1	0-0	0-0	0 1 1	0 0	2	0	1	0	0	0	-2
Team						4 1 5	0							
Totals			22:60	8-24	9-12	14 28 42	17 10	61	8	16	5	3	5	-8

Technical Fouls: NONE

UAB - 69

Record: 12-6 (4-1)

NO. Name	Min	FG	3P	FT	Rebounds	Fouls	TP	AS	TO	ST	Blocks	+/-	
0 Javian Davis	36:19	7-10	0-0	0-2	3 6 9	1 6	14	0	1	1	1	0	5
3 Yaxel Leneborg	19:03	1-2	1-1	2-2	1 2 3	4 1	5	0	1	0	3	0	-2
4 Eric Gaines	G 40:00	5-14	0-3	7-8	1 6 7	1 5	17	8	1	2	0	0	8
10 Alejandro Vasquez	G 24:32	4-11	1-3	0-0	1 2 3	1 0	9	1	3	0	0	1	3
24 Erem Johnson	G 27:18	2-7	1-4	1-2	0 0 2	0 1	6	1	3	0	0	0	-5
12 Tony Toney	10:03	0-1	0-0	0 0 0	0 0 0	1 1	0	1	0	0	0	0	1
2 Daniel Ortiz	18:07	3-7	2-4	0-0	0 0 0	0 0	8	0	0	1	0	2	17
13 Christian Coleman	24:38	3-6	0-0	4-4	2 5 7	2 3	10	1	0	3	1	0	13
Team					0 2 2			0					
Totals		25:58	5:15	14-18	8 25 33	10 17	69	12	9	7	5	3	8

Technical Fouls: NONE

	ECU	UAB
Biggest lead	9 (1 st 12:26)	9 (2 nd 0:37)
Best Scoring Run	6 (1 st 14:23)	8 (2 nd 3:55)
Lead Changes	1	
Times Tied	1	
Time with Lead	31:08	06:51

Points from	ECU	UAB
Turnovers	8	21
Paint	24	32
Second Chance	9	9
Fast Breaks	1	11
Bench	10	18

Period by Period Scoring			
	1st	2nd	TOT
ECU	35	26	61
UAB	32	37	69

Shooting By Period
1 st FG% 13-35 37.1%
3PT% 6-16 37.5%
FT% 3-5 60%
2 nd FG% 9-25 36.0%
3PT% 2-8 25.0%
FT% 6-7 85.7%
GM FG% 22-60 36.7%
3PT% 8-24 33.3%
FT% 9-12 75.0%
Dead Ball Rebounds: 2, 0



Official Basketball Box Score - Final
East Carolina at Wichita SL
01/24/24 Charles Koch Arena, Wichita, Kan.
2023-24 Men's Basketball

Game Time: 5:30 PM
Game Duration: 1:56
Attendance: 5,252

Officials: Chuck Jones, Jeffery Clark, Darron George

East Carolina - 54

Record: 10-10 (3-4)

NO.	Name	Min	FG	3P	FT	Rebounds	Fouls	TP	AS	TO	ST	Blocks	+/-				
			MA	MA	MA	OR	DR	FF	TF								
2	Ezra Ausar	F 19:16	4-9	1-1	1-3	1	2	3	3	10	1	2	0	1	3	-3	
6	Brandon Johnson	F 38:25	4-8	3-5	1-2	3	4	7	1	11	12	1	2	0	0	0	
32	Cyr Malonga	G 11:42	1-4	0-0	1-1	2	3	5	0	1	3	0	0	2	1	2	
3	RJ Felton	G 32:17	5-15	0-2	0-0	2	1	3	1	2	10	1	1	3	0	1	
21	Jaden Walker	G 25:46	3-10	0-2	0-0	1	3	4	3	0	6	1	1	1	0	1	
50	Calum Richard	06:41	1-1	0-0	0-2	1	0	1	2	1	2	1	0	0	0	-3	
0	Bobby Pettiford	18:33	4-9	0-0	0-0	3	2	5	2	5	8	1	1	1	0	0	
8	Cam Hayes	28:52	1-8	1-3	0-0	4	4	0	0	3	2	2	1	0	1	10	
11	Valentino Pinedo	16:38	0-2	0-0	0-0	1	2	3	0	0	0	0	0	1	0	8	
25	Benjamin Bayala	01:50	0-2	0-1	0-0	0	0	0	0	0	0	0	0	0	0	-4	
Team						3	4	0			0	0					
Totals			23:68	5-14	3-8	17	21	38	15	54	7	9	12	2	8	21	



JAN. 28 VS. TEMPLE (W, 70-64 (OT))



Official Basketball Box Score - Final
Temple at East Carolina
01/28/24 Williams Arena at Morges, Greenville, N.C.
2023-24 Men's Basketball

Game Time: 5:00 PM
Game Duration: 2:34
Attendance: 4,132

Officials: Keith Kimbri, Doug Shoves, Lee Cassell

Temple - 64

Record: 8-13 (1-7)

NO. Name		Min	FG		3P		FT		Rebounds			Fouls		TP	AS	TO	ST	Blocks		BSA +/-									
			M	A	M	A	M	A	OR	DR	TOT	PF	FF					TS	BA										
33	Sam Holman	F 40:40	2-7	1-5	0-0	1 4	5 2	1 5	1 0	0 0	0 0	0 0	0 0	-4															
2	Jahli White	G 17:07	0-0	0-0	0-2	0 2	2 5	2 5	0 0	2 0	0 2	0 1	0 -12																
3	Hysler Miller	G 38:01	5-17	1-6	5-7	1 2	3 4	4 16	2 3	3 2	0 2	2 13	-13																
4	Jordan Riley	G 41:27	9-20	2-5	0-0	2 6	8 4	0 20	2 3	1 1	0 0	0 -11																	
34	Matteo Picarelli	G 24:18	0-2	0-2	2-2	0 0	0 1	2 2	0 0	1 1	0 0	0 -12																	
21	Emmanuel Okpomo	15:12	1-1	0-0	1-2	2 0	2 2	2 2	3 0	0 0	0 1	0 13																	
55	Shane Dezonie	32:30	3-10	1-6	5-6	3 6	9 4	4 12	1 4	1 1	0 1	3 3																	
0	Quante Berry	15:04	2-4	2-4	0-0	0 3	3 1	0 6	2 1	1 1	0 0	6 6																	
1	Zion Stanford	00:41	0-0	0-0	0-0	0 1	1 0	0 0	0 0	0 0	0 0	0 0																	
Team						3 4	7 7	0 1																					
Totals				22-61	7-28	13-19	12 28	40 23	14 64	8 14	6 2	3 -6																	
																				Shooting By Period									
																				1st FG	PT	TS	35.7%						
																				3PT	1-3	38.5%							
																				FT	5-12	50.0%							
																				2nd FG	PT	TS	43.5%						
																				3PT	2-10	20.0%							
																				FT	12-17	70.6%							
																				2nd FG	PT	TS	20.0%						
																				3PT	0-5	0.0%							
																				FT	0-0	0.0%							
																				GM FG	PT	TS	36.1%						
																				3PT	7-28	25.0%							
																				FT	13-19	68.4%							

Technical Fouls: NONE

Dead Ball Rebounds: 4, 0

East Carolina - 70

Record: 11-10 (4-5)

NO. Name	Min	FG M-A	3P M-A	FT M-A	Rebounds OR DR TOT	Fouls PF FD	TP	AS	TO	ST	Blocks BS BA	+/-
2 Ezra Ausar	F 33:48	1-7	0-2	6-8	1 3 4	1 4 8	0	2	2	0 2 12		
6 Brandon Johnson	F 41:14	1-7	0-6	4-4	4 3 7	3 4 6	2	0	0	0 0 4		
32 Cyr Malonga	C 14:48	0-0	0-0	0-0	1 1 2	1 0 0	0	0	0	1 0 1		
3 RJ Felton	G 43:01	7-24	8-12	7-7	4 7 11	1 5 24	2	2	3	2 0 9		
21 Jaden Walker	G 29:03	3-7	0-2	4-5	1 4 5	4 3 10	0	2	1	0 0 8		
0 Bobby Pettiford	31:41	5-10	0-1	2-4	0 5 5	3 2 12	2	1	2	0 0 7		
8 Cam Hayes	13:12	1-4	1-3	3-4	0 0 0	0 2 6	0	0	0	0 0 1		
11 Valentino Pinedo	08:16	1-1	0-0	0-0	3 1 4	1 3 2	0	0	0	0 0 -4		
13 Logan Bourgeois	02:00	0-1	0-1	0-0	0 0 0	0 0 0	0	0	0	0 0 -4		
23 Bencao Vungo	04:35	0-1	0-1	0-0	0 0 0	0 0 0	0	0	0	0 0 -3		
1 Kalib LaCount	03:22	1-1	0-0	0-0	0 0 0	1 0 0	2	0	1	0 0 -1		
Team					2 2 4		0					
Totals		20-63	4-28	26-32	16 27 43	14 23 70	6	8	8	3 2 6		

Technical Fouls: NONE

Dead Ball Rebounds: 5, 2

	TEM	ECU								
Biggest lead	8 (2 nd 3:19)	10 (1 st 12:12)	Points from Turnovers	TEM	ECU	Period by Period Scoring				
Best Scoring Run	10 (2 nd 12:02)	8 (2 nd 17:14)	Paint	26	30	1 st	2 nd	OT	TOT	
Lead Changes	8		Second Chance	8	17	TEM	26	34	4	64
Times Tied	5		Fast Breaks	11	18	ECU	27	33	10	70
Time with Lead	13:56	25:38	Bench	21	22					

Period by Period Scoring

1st 2nd OT1 TOT



Official Basketball Box Score - Final
South Fla. at East Carolina
01/31/24 Williams Arena at Morges, Greenville, N.C.
2023-24 Men's Basketball

Game Time: 7:00 PM
Game Duration: 1:54
Attendance: 4,053

Officials: Anthony Jordan, Thomas Morrissey, Bill Ek

South Fla. - 71

Record: 14-5 (7-1)

NO. Name	Min	FG M-A	3P M-A	FT M-A	Rebounds OR DR TOT	Fouls PF FD	TP	AS	TO	ST	Blocks BS BA	+/-
11 Kasean Pryor	F 30:36	5-11	3-5	1-2	0 11 11	1 2 14	2	4	1	2 3 6		
0 Jayden Reid	G 26:41	1-4	0-2	0-1	1 1 2	2 3 1	2	3	1	0 0 6		
3 Chris Youngblood	G 29:05	7-11	4-7	2-2	0 1 1	2 3 20	6	1	0	0 0 19		
4 Kobe Knox	G 28:56	3-5	1-3	0-0	1 1 2	1 2 7	1	0	1	2 0 15		
5 Brandon Stroud	G 29:00	3-7	1-3	0-1	4 8 12	2 2 7	4	4	1	0 0 1		
1 Seltan Miguel	30:30	6-11	1-4	1-4	0 3 3	1 3 14	0	2	1	0 1 2		
2 Jose Placer	13:19	0-2	0-1	0-0	0 0 0	3 0 0	0	1	0	0 0 5		
15 Corey Walker Jr.	11:53	2-2	0-0	3-3	1 1 2	1 2 7	0	2	2	0 0 1		
Team					1 2 3		0					
Totals		27-53	10-25	7-13	8 28 36	13 15 71	16	17	7	4 4 11		

Technical Fouls: NONE

Dead Ball Rebounds: 2, 0

East Carolina - 60

Record: 11-11 (4-5)

NO. Name	Min	FG M-A	3P M-A	FT M-A	Rebounds OR DR TOT	Fouls PF FD	TP	AS	TO	ST	Blocks BS BA	+/-
2 Ezra Ausar	F 22:33	3-5	0-1	1-1	0 3 3	4 2 7	0	2	0	0 0 -14		
6 Brandon Johnson	F 31:22	2-6	1-4	1-2	1 5 6	1 3 6	3	1	1	1 0 -15		
32 Cyr Malonga	C 07:24	1-2	0-0	1-2	2 1 3	0 1 3	0	0	0	1 1 3		
3 RJ Felton	G 32:29	4-17	2-6	3-4	3 2 5	1 2 13	0	3	3	2 3 -13		
21 Jaden Walker	G 15:24	1-4	0-0	1-2	0 2 2	2 1 3	1	0	1	0 0 -11		
0 Bobby Pettiford	21:16	3-5	1-1	0-0	0 2 2	1 1 7	4	4	0	0 0 -12		
8 Cam Hayes	30:06	7-14	0-6	0-0	0 1 1	2 2 14	3	1	3	0 0 -4		
11 Valentino Pinedo	12:04	1-1	0-0	0-0	0 1 1	1 0 2	0	1	0	0 0 -4		
23 Bencao Vungo	19:28	1-5	0-2	0-0	0 2 2	2 0 0	0	0	0 0 0			
13 Logan Bourgeois	07:54	1-2	1-2	0-0	0 1 1	1 0 3	0	0	0 0 0			
Team					4 2 6		0					
Totals		24-61	5-22	7-11	10 22 32	15 13 60	11	12	8	4 4 -11		

Technical Fouls: NONE

Dead Ball Rebounds: 3, 0

	USF	ECU							
Biggest lead	17 (2 nd 7:34)	0 (1 st 20:00)	Points from Turnovers	USF	ECU	Period by Period Scoring			
Best Scoring Run	13 (1 st 3:07)	7 (1 st 5:54)	Paint	20	13				
Lead Changes			Second Chance	7	5	USF	1st	2nd	TOT
Times Tied	0		Fast Breaks	10	9		ECU	28	32
Time with Lead	38:51	00:00	Bench	21	28				

Period by Period Scoring

1st 2nd TOT

FEB. 3 AT CHARLOTTE (L, 52-67)



Official Basketball Box Score - Final
East Carolina at Charlotte
02/03/24 Henson Arena, Charlotte
2023-24 Men's Basketball

Game Time: 2:00 PM
Game Duration: 1:59
Attendance: 8,201

Officials: Shaun Seales, Shane Land, Chris Ford

East Carolina - 52

Record: 11-12 (4-6)

NO. Name	Min	FG M-A	3P M-A	FT M-A	Rebounds OR DR TOT	Fouls PF FD	TP	AS	TO	ST	Blocks BS BA	+/-
6 Brandon Johnson	F 22:41	1-7	1-7	0-0	0 5 5	0 0 3	2	1	0	0 0 -5		
32 Cyr Malonga	C 08:10	2-3	0-0	2-2	0 2 2	0 1 6	0	0	0	0 0 -9		
3 RJ Felton	G 37:46	8-18	2-8	2-2	4 1 5	0 2 20	1	1	2	0 1 -13		
8 Cam Hayes	G 30:16	1-5	0-2	0-0	0 1 1	2 0 2	3	1	1	0 0 -17		
21 Jaden Walker	G 18:28	2-7	1-1	4-4	0 1 1	2 3 9	0	2	1	1 1 -5		
0 Bobby Pettiford	20:45	2-3	0-0	0-2	1 2 3	0 1 4	0	0	2	0 0 -1		
2 Ezra Ausar	24:48	1-2	0-0	4-6	0 1 1	4 4 6	0	1	0	0 1 -4		
7 Quentin Diboundje	16:25	0-4	0-3	2-2	1 2 3	2 1 2	0	1	0	0 1 -2		
1 Kalib LaCount	12:33	0-2	0-0	0-0	0 0 0	2 0 0	0	1	1	1 0 -14		
50 Callum Richard	01:39	0-0	0-0	0-0	0 0 0	1 1 0	0	0	0	0 0 0		
23 Bencao Vungo	04:58	0-0	0-0	0-0	0 1 1	1 0 0	0	0	0	0 0 -3		
13 Logan Bourgeois	01:31	0-1	0-0	0-0	0 0 0	1 0 0	0	0	0	0 1 -2		
Team					1 2 3		0					
Totals		17-52	4-21	14-18	7 18 25	15 13 52	6	8	7	2 5 -15		

Technical Fouls: NONE

Dead Ball Rebounds: 2, 0

Charlotte - 67

Record: 14-7 (8-1)

NO. Name	Min	FG M-A	3P M-A	FT M-A	Rebounds OR DR TOT	Fouls PF FD	TP	AS	TO	ST	Blocks BS BA	+/-
24 Igor Milicic Jr.	F 31:30	3-6	1-2	5-6	2 8 10	2 3 12	1	4	1	5 1 9		
1 Dishon Jackson	C 29:27	3-6	0-0	2-3	5 2 7	3 2 8	1	0	2	0 0 13		
5 Isaiah Folkes	G 19:44	4-6	0-0	1-1	0 1 1	1 1 9	2	1	1	0 1 11		
10 Nik Graves	G 32:57	2-11	1-5	6-6	1 7 8	1 6 11	7	1	0	0 0 14		
25 Lucy Patterson	G 35:54	7-13	1-5	1-2	0 4 4	2 2 16	2	3	1	0 0 13		
12 Jackson Threadgill	23:34	0-2	0-2	0-0	0 5 5	1 0 0	0	0	0	0 0 0		
21 Dean Reiber	10:60	1-1	0-0	0-0	0 1 1	0 1 2	1	1	0	0 0 -2		
20 Robert Braswell	15:54	4-8	1-3	0-0	3 1 4	3 0 9	0	1	0	0 0 7		
Team					1 1 2		0					
Totals		24-53	4-17	15-18	12 30 42	13 15 67	14	11	5	5 2 15		

Technical Fouls: NONE

Dead Ball Rebounds: 2, 0

	ECU	CLT	Points from Turnovers	ECU	CLT	Period by Period Scoring			
Biggest lead	3 (2 nd 18:59)	15 (2 nd 0:19)	Turnovers	9	9		1st	2nd	TOT
Best Scoring Run	7 (2 nd 18:59)	9 (2 nd 4:31)	Paint	22	34	ECU	24	28	52
Lead Changes	5		Second Chance	7	14				
Times Tied	6		Fast Breaks	0	2		CLT	26	41
Time with Lead	04:36	31:36	Bench	12	11				

Period by Period Scoring

1st 2nd TOT