



2024-25

Men's Basketball
RECORD BOOK



EAST CAROLINA BASKETBALL



Table of Contents

Year-By-Year Records	2	Annual Statistical Leaders	64
Series Vs. All Opponents.....	4	Highest Scoring Games.....	68
Vs. The Conferences.....	6	Margins.....	68
All-Time Series Results.....	8	Freshman Season Records.....	69
Comebacks.....	21	Records By Class	70
Winning Streaks.....	22	Minges Coliseum Attendance	71
Overtime Games	23	Minges Coliseum Records.....	72
Vs. AP Ranked Opponents.....	24	Opponent Records	73
Year-By-Year Results.....	25	All-Conference/District Honors	74
Preseason/Holiday Tournaments	39	American Athletic	
Team Single Game Records.....	40	Conference Honors	75
Team Season Records	42	Academic Honors.....	76
Scoring	43	ECU Athletics Hall Of Fame Basketball Players... 77	
Single-Game Scoring	44	Pirates In The NBA	78
Miscellaneous Scoring	45	vs. Conference Tournament Opponents.....	81
Rebounding	46	Conference Tournament Game Records	82
Single-Game Rebounding.....	47	1972 Southern Conference Champions	83
Offensive Rebounds	48	1993 CAA Champions.....	84
Offensive Rebounding Average	48	2013 CIT Champions	85
Double-Doubles.....	49	ECU Basketball Timeline.....	86
Field Goals.....	50	Year-By-Year Team Statistics.....	88
Free Throws.....	51	All-Time Lettermen	90
Three-Point Field Goals	52	All-Time Jersey Numbers	92
Assists	53	Pirates By State	94
Steals	54	Coaching History.....	96
Blocked Shots	55	All-Time Starting Lineups.....	98
Playing Experience/Wins.....	56	NCAA/Conference Statistical Leaders	101
1,000-Point Club	57	Conference Statistical Leaders	102



Year-By-Year Records

Year	Overall		Conference			Home	Away	Neutral	Postseason	Coach
	W-L	Pct.	W-L	Pct.	Finish					
1931-32	8-9	.470	-	-						Porter
1932-33	9-6	.600	-	-						Beatty
1933-34	3-11	.214	-	-						Beatty
1934-35	7-11	.389	-	-						Mathis
1935-36	11-6	.647	-	-						Mathis
1936-37	13-11	.542	-	-						Farley
1937-38	8-12	.400	-	-						Alexander
1938-39	17-10	.630	-	-						Gilbert
1939-40	11-7	.611	-	-						Farley
1940-41	15-4	.789	-	-						Christenbury
1941-42	9-9	.500	-	-						Christenbury
1942-43	1-2	.333	-	-						Christenbury
1943-44			No Games Played							
1944-45	8-6	.571	-	-						None
1945-46	16-9	.640	-	-						Smith
1946-47	17-10	.630	-	-						Johnson
NORTH STATE CONFERENCE										
1947-48	13-11	.541	6-4	.600						Porter
1948-49	10-9	.526	7-7	.500						Porter
1949-50	16-7	.696	9-7	.563						Porter
1950-51	13-11	.542	9-6	.600						Porter
1951-52	14-11	.560	10-4	.714						Porter
1952-53	18-5	.783	14-2	.875	1st				NAIA (2-1)	Porter
1953-54	23-2	.920	15-1	.938	1st				NAIA (2-1)	Porter
1954-55	16-8	.667	12-4	.750					NAIA (0-1)	Porter
1955-56	18-9	.667	13-3	.813	1st				NAIA (0-1)	Porter
1956-57	13-13	.500	6-10	.375						Porter
1957-58	15-7	.682	8-8	.500					NAIA (0-1)	Porter
1958-59	13-9	.591	11-5	.688					NAIA (0-1)	Porter
1959-60	14-9	.609	10-6	.625						Porter
1960-61	12-9	.571	12-6	.667					NAIA (0-1)	Porter
1961-62	15-12	.556	11-6	.647					NAIA (0-1)	Porter
NO CONFERENCE										
1962-63	12-10	.545	-	-	-	4-3	7-6	1-1		Smith
1963-64	10-15	.375	-	-	-	5-3	2-9	3-3		Carr
SOUTHERN CONFERENCE										
1964-65	12-10	.545	0-0	.000	-	7-1	3-7	2-2		Carr
1965-66	11-15	.423	5-7	.417	5th	8-1	2-12	1-2		Carr
1966-67	7-17	.292	4-8	.333	8th	7-3	0-13	0-1		Quinn
1967-68	9-16	.360	6-7	.462	7th	7-5	2-10	0-1		Quinn
1968-69	17-11	.607	9-2	.818	2nd	11-3	4-7	2-1		Quinn
1969-70	16-10	.615	9-2	.818	2nd	11-2	4-7	1-1		Quinn
1970-71	13-12	.520	7-4	.636	3rd	10-4	3-7	0-1		Quinn
1971-72	14-15	.483	7-5	.583	4th	7-3	3-10	4-2	NCAA (0-1)	Quinn
1972-73	13-13	.500	7-7	.500	3rd	9-1	4-10	0-2		Quinn
1973-74	13-12	.520	8-6	.571	4th	9-3	3-8	1-1		Quinn
1974-75	19-9	.679	11-3	.786	2nd	12-0	6-7	1-2	CCT (0-1)	Patton
1975-76	11-15	.458	7-7	.500	t-3rd	9-3	1-11	1-1		Patton
1976-77	10-18	.357	3-9	.250	5th	8-5	2-11	0-2		Patton



Year-By-Year Records

Year	Overall		Conference			Home	Away	Neutral	Postseason	Coach
	W-L	Pct.	W-L	Pct.	Finish					
INDEPENDENT										
1977-78	9-17	.346	-	-	-	4-7	5-8	0-2		Gillman
1978-79	12-15	.444	-	-	-	7-5	4-8	1-2		Gillman
1979-80	16-11	.592	-	-	-	12-1	2-8	2-2		Odom
1980-81	12-14	.461	-	-	-	7-4	4-6	1-4		Odom
ECAC-SOUTH										
1981-82	10-17	.370	2-9	.181	7th	7-5	3-8	0-4		Odom
1982-83	16-13	.552	3-7	.300	5th	9-3	4-9	3-1		Harrison
1983-84	4-24	.143	1-9	.100	6th	4-8	0-14	0-2		Harrison
1984-85	7-21	.250	1-13	.071	8th	5-8	1-12	1-1		Harrison
COLONIAL ATHLETIC ASSOCIATION										
1985-86	12-16	.428	6-8	.429	t-4th	9-3	3-10	0-3		Harrison
1986-87	12-16	.428	4-10	.286	7th	8-4	3-11	1-1		Harrison
1987-88	8-20	.286	3-11	.214	8th	6-7	1-12	1-1		Steele
1988-89	15-14	.517	6-8	.429	t-5th	10-4	4-9	1-1		Steele
1989-90	13-18	.419	6-8	.429	5th	8-5	4-10	1-3		Steele
1990-91	12-16	.428	4-10	.286	7th	8-5	3-10	1-1		Steele
1991-92	10-18	.357	4-10	.286	6th	9-4	1-13	0-1		Payne
1992-93	13-17	.433	4-10	.286	7th	7-5	3-10	4-1	NCAA (0-1)	Payne
1993-94	15-12	.556	7-7	.500	5th	10-2	3-9	2-1		Payne
1994-95	18-11	.621	7-7	.500	t-4th	10-3	6-7	2-1		Payne
1995-96	17-11	.607	8-8	.500	t-4th	11-3	5-8	1-0		Dooley
1996-97	17-10	.630	9-7	.562	t-3rd	10-2	7-6	0-2		Dooley
1997-98	10-17	.370	5-11	.312	8th	7-6	3-11	0-0		Dooley
1998-99	13-14	.481	7-9	.438	7th	8-4	4-9	1-1		Dooley
1999-00	10-18	.357	5-11	.313	t-8th	7-6	3-11	0-1		Herrion
2000-01	14-14	.500	6-10	.375	t-7th	10-3	3-10	1-1		Herrion
CONFERENCE USA										
2001-02	12-18	.400	5-11	.313	11th	10-5	0-12	2-0		Herrion
2002-03	12-15	.445	3-13	.188	13th	8-6	3-9	1-0		Herrion
2003-04	13-14	.481	5-11	.313	11th	10-5	2-8	1-1		Herrion
2004-05	9-19	.321	4-12	.250	13th	6-7	1-11	2-1		Herrion
2005-06	8-20	.286	2-12	.143	12th	7-8	1-11	0-1		Stokes
2006-07	6-24	.200	1-15	.063	12th	5-9	1-14	0-1		Stokes
2007-08	11-19	.367	5-11	.313	10th	9-10	1-8	1-1		McCarthy
2008-09	13-17	.433	5-11	.313	9th	10-6	3-9	0-2		McCarthy
2009-10	10-21	.324	4-12	.250	10th	5-9	4-8	1-4		McCarthy
2010-11	18-16	.529	8-8	.500	t-7th	11-5	4-8	3-3	CIT (0-1)	Lebo
2011-12	15-16	.483	5-11	.312	10th	10-7	3-8	2-1		Lebo
2012-13	23-12	.657	9-7	.563	t-4th	17-4	6-7	0-1	CIT (5-0)	Lebo
2013-14	17-17	.500	5-11	.313	t-12th	10-7	3-10	4-0	CIT (0-1)	Lebo
AMERICAN ATHLETIC CONFERENCE										
2014-15	14-19	.424	6-12	.333	8th	11-5	1-11	2-3		Lebo
2015-16	12-20	.375	4-14	.222	t-9th	8-8	3-10	1-2		Lebo
2016-17	15-18	.454	6-12	.333	9th	12-5	1-11	2-2		Lebo
2017-18	10-20	.333	4-14	.222	11th	8-11	2-8	0-1		Lebo/Perry
2018-19	10-21	.323	3-15	.167	11th	9-9	1-11	0-1		Dooley
2019-20	11-20	.354	5-13	.278	11th	9-7	1-11	1-2		Dooley
2020-21	8-11	.421	2-10	.167	11th	7-6	1-4	0-1		Dooley
2021-22	15-15	.500	6-11	.353	9th	12-4	2-7	1-4		Dooley
2022-23	16-17	.485	6-12	.333	9th	10-6	2-9	4-2		Schwartz
2023-24	15-18	.455	7-11	.389	8th	11-9	3-7	1-2		Schwartz



Series Vs. All Opponents

Opponent	Games	Won	Lost	First Game	Last Game
Air Force	1	1	0	2016-17	2016-17
Alabama	2	0	2	1974-75	1992-93
Alderson-Broaddus	1	1	0	1977-78	1977-78
American	40	17	23	1973-74	2000-01
Angelo State	1	1	0	1994-95	1994-95
Appalachian State	66	39	27	1933-34	2019-20
Arizona	1	0	1	1974-75	1974-75
Arkansas State	3	2	1	1964-65	2000-01
Arkansas Tech	1	0	1	1952-53	1952-53
Armstrong State	1	1	0	1996-97	1996-97
Atlantic Christian	78	47	31	1931-32	1987-88
Baltimore	1	1	0	1972-73	1972-73
Baylor	1	1	0	1974-75	1974-75
Belmont	2	2	0	1999-00	2000-01
Belmont Abbey	17	13	4	1937-38	2004-05
Berry	1	1	0	1980-81	1980-81
Birmingham Southern	2	1	1	2000-01	2001-02
Boston College	1	0	1	1977-78	1977-78
Boston University	3	1	2	1983-84	1996-97
Bradley	1	0	1	1983-84	1983-84
Brown	2	0	2	1980-81	1980-81
Bucknell	1	0	1	1985-86	1985-86
Buffalo State	1	1	0	1973-74	1973-74
California	1	0	1	2015-16	2015-16
Campbell	62	42	20	1931-32	2023-24
Canisius	2	1	1	1981-82	2021-22
Carson-Newman	1	1	0	1991-92	1991-92
Catawba	34	24	10	1933-34	1961-62
Central Connecticut State	5	3	2	1984-85	2017-18
Charlotte	30	10	20	1980-81	2023-24
Charleston Southern	8	7	1	1970-71	1982-83
Chowan	6	5	1	1932-33	2013-14
Christopher Newport	3	3	0	1982-83	1984-85
Cincinnati	22	3	19	1991-92	2022-23
Citadel	33	21	12	1951-52	1976-77
Clemson	5	0	5	2004-05	2010-11
Cleveland State	1	1	0	2017-18	2017-18
Coastal Carolina	8	5	3	1994-95	2011-12
Coker	3	3	0	2008-09	2011-12
College of Charleston	4	1	3	1990-91	2016-17
Colorado State	2	1	1	1992-93	1995-96
Columbia	1	1	0	1993-94	1993-94
Connecticut	14	2	12	1966-67	2018-19
Coppin State	4	3	1	2017-18	2022-23
Cornell	3	2	1	1968-69	1989-90
Cumberland	1	1	0	1963-64	1963-64
Davidson	23	9	14	1962-63	2021-22
Dayton	3	0	3	1966-67	1991-92
Delaware State	5	4	1	1979-80	2023-24
DePaul	6	0	6	2001-02	2004-05
Detroit	3	0	3	1978-79	1980-81
Drexel	2	0	2	1983-84	1984-85
Duke	21	0	21	1969-70	2013-14
East Tennessee State	16	8	8	1964-65	2023-24
Eastern Illinois	3	2	1	1981-82	1994-95
Eastern Kentucky	1	1	0	2019-20	2019-20
Eastern Michigan	1	1	0	1993-94	1993-94
Edinboro	2	2	0	1985-86	1986-87
Elon	48	26	22	1934-35	1995-96
Erskine	7	5	2	1947-48	2010-11

Opponent	Games	Won	Lost	First Game	Last Game
Evansville	4	3	1	1998-99	2019-20
Fairfield	5	4	1	1966-67	1999-00
Fairleigh Dickinson	1	1	0	1973-74	1973-74
Fayetteville State	2	2	0	2010-11	2013-14
Ferrum	2	2	0	1997-98	2023-24
Florida	1	0	1	2023-24	2023-24
Florida Atlantic	5	2	3	1992-93	2023-24
Florida A&M	3	3	0	1969-70	2016-17
Florida International	1	0	1	2013-14	2013-14
Florida State	1	0	1	1967-68	1967-68
Francis Marion	3	2	1	1983-84	1998-99
Frederick	3	3	0	1963-64	1965-66
Fresno State	1	1	0	2014-15	2014-15
Furman	22	7	15	1965-66	1993-94
Gardner-Webb	6	4	2	2003-04	2021-22
George Mason	49	15	34	1981-82	2023-24
George Washington	15	8	7	1965-66	2010-11
Georgetown (Ky.)	2	1	1	1955-56	1965-66
Georgia	3	0	3	1996-97	1998-99
Georgia Southern	9	6	3	1969-70	2023-24
Georgia State	3	2	1	1974-75	2013-14
Georgia Tech	5	1	4	1978-79	2018-19
Grambling State	4	4	0	1982-83	2017-18
Green Bay	4	1	3	1993-94	2014-15
Guilford	37	31	6	1934-35	1961-62
Hampton	3	3	0	2003-04	2022-23
Hawaii	1	0	1	2014-15	2014-15
High Point	67	30	37	1932-33	2022-23
Houston	26	6	20	2001-02	2022-23
Howard	2	0	2	1983-84	1984-85
Illinois State	4	2	2	1979-80	1995-96
Indiana	2	0	2	1977-78	1986-87
Indiana State	2	0	2	1978-79	2022-23
Iona	2	1	1	1977-78	1978-79
Iowa State	1	0	1	1980-81	1980-81
Jacksonville	5	0	5	1969-70	2010-11
Jacksonville State	4	2	2	1996-97	1999-00
James Madison	49	14	35	1979-80	2020-21
Kansas City	1	0	1	2019-20	2019-20
Kennesaw State	1	1	0	2023-24	2023-24
Kent State	1	1	0	1979-80	1979-80
Kentucky	1	0	1	1985-86	1985-86
Lamar	1	1	0	2018-19	2018-19
LaSalle	1	0	1	1977-78	1977-78
Lees-McRae	1	1	0	2001-02	2001-02
Lehigh	1	1	0	1973-74	1973-74
Lenoir-Rhyne	43	20	23	1945-46	2010-11
Liberty	9	5	4	1988-89	2021-22
Limestone	4	4	0	2005-06	2008-09
Little Rock	1	0	1	2015-16	2015-16
Long Island	1	0	1	1981-82	1981-82
Longwood	4	4	0	1985-86	1991-92
Louisiana	5	3	2	1982-83	1999-00
Louisiana-Monroe	1	1	0	1972-73	1972-73
Louisiana Tech	1	1	0	2013-14	2013-14
Louisville	7	1	6	2001-02	2004-05
Loyola (Ill.)	1	1	0	1990-91	1990-91
Loyola (La.)	1	0	1	1971-72	1971-72
Loyola (Md.)	1	1	0	2012-13	2012-13
Lynchburg	3	2	1	1938-39	1979-80
Maine	2	1	1	1979-80	1980-81
Manhattan	2	1	1	1978-79	1981-82



Series Vs. All Opponents

Opponent	Games	Won	Lost	First Game	Last Game
Marist	1	1	0	2000-01	2000-01
Marquette	6	2	4	2001-02	2004-05
Mars Hill	1	1	0	1940-41	1940-41
Marshall	21	7	14	1968-69	2013-14
Maryland	6	0	6	1975-76	1987-88
Maryland Eastern Shore	3	3	0	2018-19	2023-24
Massachusetts	2	0	2	2011-12	2012-13
McNeese State	1	1	0	2013-14	2013-14
Memphis	30	5	25	2002-03	2022-23
Mercer	6	3	3	1974-75	2022-23
Methodist	1	1	0	2012-13	2012-13
Miami (Ohio)	1	1	0	1987-88	1987-88
Middle Tennessee State	3	2	1	2001-02	2013-14
Milligan	1	1	0	2011-12	2011-12
Mississippi	2	1	1	2002-03	2003-04
Mississippi State	3	0	3	1972-73	1989-90
Missouri	1	0	1	1981-82	1981-82
Missouri State	2	1	1	1994-95	1995-96
Morgan State	2	1	1	2006-07	2006-07
Mount Olive	2	2	0	2002-03	2013-14
Mount St. Mary's	3	2	1	1993-94	2000-01
Murray State	1	0	1	1965-66	1965-66
Navy	21	8	13	1981-82	2019-20
Newberry	3	2	1	1957-58	1960-61
New Hampshire	2	2	0	1976-77	1982-83
New Mexico	1	0	1	1989-90	1989-90
Norfolk State	2	2	0	2012-13	2013-14
North Carolina	4	0	4	1952-53	2014-15
N.C. A&T	8	7	1	2003-04	2021-22
N.C. Central	6	6	0	2006-07	2016-17
N.C. State	21	1	20	1967-68	2013-14
N.C. Wesleyan	9	8	1	1988-89	2020-21
North Florida	1	1	0	2020-21	2020-21
North Texas	5	1	4	1983-84	2023-24
Northeastern	3	1	2	1983-84	2023-24
Northwestern	1	1	0	2001-02	2001-02
Northern Arizona	2	1	1	1979-80	1994-95
Northern Iowa	1	0	1	2009-10	2009-10
Notre Dame	1	0	1	1978-79	1978-79
Oglethorpe	5	3	2	1962-93	1963-64
Ohio	2	2	0	1980-81	1981-82
Oklahoma	1	0	1	2021-22	2021-22
Old Dominion	55	16	39	1966-67	2022-23
Oral Roberts	1	0	1	1979-80	1979-80
Oregon State	1	1	0	2005-06	2005-06
Penn State	3	0	3	1980-81	1986-87
Penn State-Behrend	1	1	0	1982-83	1982-83
Pfeiffer	11	9	2	1955-56	1961-62
Prairie View A&M	1	1	0	2018-19	2018-19
Presbyterian	7	6	1	1953-54	2022-23
Purdue	1	0	1	1990-91	1990-91
Radford	10	6	4	1987-88	2020-21
Rice	16	9	7	2005-06	2023-24
Richmond	83	30	53	1959-60	2007-08
Rider	1	1	0	2012-13	2012-13
Roanoke College	2	2	0	1969-70	1970-71
Robert Morris	2	1	1	1999-00	2000-01
Rollins	1	0	1	1975-76	1975-76
Rutgers	2	1	1	2001-02	2017-18
Saint Andrews	5	5	0	1992-93	2012-13
Saint Francis (Pa.)	8	3	5	1966-67	1972-73

Opponent	Games	Won	Lost	First Game	Last Game
Saint Joseph's	2	2	0	1996-97	1997-98
Saint Leo's	1	1	0	1978-79	1978-79
Saint Louis	8	2	6	1997-98	2004-05
Saint Paul's	1	1	0	2005-06	2005-06
Saint Peter's	9	5	4	1967-68	1977-78
Samford	2	2	0	1980-81	1982-83
San Diego State	1	0	1	2015-16	2015-16
Savannah State	1	1	0	2012-13	2012-13
SMU	28	6	22	1985-86	2023-24
South Carolina	13	6	7	1968-69	2023-24
South Carolina State	3	2	1	2015-16	2022-23
South Dakota State	1	1	0	2009-10	2009-10
South Florida	28	12	16	2002-03	2023-24
Southeastern Louisiana	1	1	0	1992-93	1992-93
Southern Illinois	1	1	0	1986-87	1986-87
Southern Miss	24	8	16	1970-71	2021-22
Stetson	3	1	2	1956-57	2015-16
Tampa	1	0	1	1969-70	1969-70
TCU	5	2	3	1988-89	2004-05
Temple	17	6	11	2014-15	2023-24
Tennessee	3	0	3	1978-79	2009-10
Tennessee-Chattanooga	6	2	4	1964-65	1978-79
Tennessee Tech	2	1	1	1992-93	1992-93
Texas-Rio Grande Valley	3	1	2	1980-81	2018-19
Texas Wesleyan	1	1	0	1980-81	1980-81
Toledo	5	3	2	1967-68	2022-23
Tulane	36	19	17	2002-03	2023-24
Tulsa	32	9	23	1984-85	2023-24
UAB	19	6	13	2001-02	2023-24
UCF	39	9	30	2000-01	2022-23
UMBC	3	2	1	1987-88	1989-90
UNC Asheville	9	5	4	1976-77	2014-15
UNC Greensboro	13	11	2	1988-89	2014-15
UNC Pembroke	2	2	0	2002-03	2003-04
UNC Wilmington	69	31	38	1963-64	2023-24
USC-Aiken	3	3	0	1977-78	1979-80
USC-Upstate	4	3	1	2001-02	2023-24
UTEP	10	2	8	2005-06	2013-14
UTSA	3	3	0	2013-14	2023-24
UVA Wise	2	2	0	2009-10	2011-12
Vanderbilt	1	0	1	1987-88	1987-88
VCU	23	7	16	1978-79	2009-10
Villanova	1	0	1	1971-72	1971-72
Virginia	2	0	2	1968-69	2016-17
VMI	28	21	7	1962-63	2013-14
Virginia Tech	17	5	12	1961-62	2003-04
Virginia Univ. of Lynchburg	1	1	0	2014-15	2014-15
Wake Forest	7	0	7	1969-70	2009-10
Washington and Lee	2	2	0	1967-68	2012-13
Weber State	1	1	0	2012-13	2012-13
West Virginia	9	0	9	1965-66	1999-00
West Virginia Tech	2	1	1	1959-60	1979-80
Western Carolina	44	27	17	1937-38	2021-22
Western Illinois	2	1	1	1981-82	1983-84
Wichita State	10	3	7	2017-18	2023-24
William & Mary	79	37	42	1961-62	2002-03
Wingate	1	0	1	1934-35	1934-35
Winthrop	10	5	5	1984-85	2008-09
Wisconsin-Milwaukee	1	1	0	1979-80	1979-80
Wofford	4	4	0	1995-96	2005-06
Wright State	1	0	1	2013-14	2013-14



Vs. The Conferences

AMERICA EAST*

Most recent: 01/29/90 vs. UMBC (W,71-49)

Opponent	GP	W	L
Maine	2	1	1
New Hampshire	2	2	0
UMBC	3	2	1
Total	7	5	2

AMERICAN ATHLETIC

Most recent: 03/15/24 vs. South Florida (L,59-81)

Opponent	GP	W	L
Charlotte	30	10	20
Florida Atlantic	5	2	3
Memphis	31	5	26
North Texas	5	1	4
Rice	16	9	7
South Florida	28	12	16
Temple	17	6	11
Tulane	36	19	17
Tulsa	30	7	23
UAB	19	6	13
UTSA	3	3	0
Wichita State	10	3	7
Total	230	83	147

ACC*

Most recent: 11/16/18 at Georgia Tech (L, 54-79)

Opponent	GP	W	L
Boston College	1	0	1
California	1	0	1
Clemson	5	0	5
Duke	21	0	21
Florida State	1	0	1
Georgia Tech	5	1	4
Louisville	7	1	6
North Carolina	4	0	4
NC State	21	1	20
Notre Dame	1	0	1
SMU	28	6	22
Virginia	2	0	2
Virginia Tech	17	5	12
Wake Forest	7	0	7
Total	121	14	107

ATLANTIC SUN*

Most recent: 11/21/24 vs. Kennesaw St. (W, 85-84) !

Opponent	GP	W	L
Eastern Kentucky	1	1	0
Jacksonville	5	0	5
North Florida	1	1	0
Stetson	4	2	2
Total	11	4	7

ATLANTIC 10*

Most recent: 11/25/23 at George Mason (L, 59-81)

Opponent	GP	W	L
Davidson	23	9	14
Dayton	3	0	3
George Mason	49	15	34
G. Washington	15	8	7
LaSalle	1	0	1
Loyola (Chi.)	1	1	0
Massachusetts	2	0	2
Richmond	83	30	53
Saint Louis	8	2	6
St. Joseph's	2	2	0
VCU	23	7	16
Total	210	74	136

BIG EAST*

Most recent: 02/29/20 vs. UConn (L, 63-84)

Opponent	GP	W	L
Connecticut	14	2	12
DePaul	6	0	6
Marquette	6	2	4
Villanova	1	0	1
Total	27	4	23

BIG SKY*

Most recent: 04/02/13 at Weber State (W, 77-74)

Opponent	GP	W	L
Northern Arizona	2	1	1
Weber State	1	1	0
Total	3	2	1

BIG SOUTH

Most recent: 11/15/23 vs. USC Upstate (L, 81-83)

Opponent	GP	W	L
Charleston Southern	8	7	1
Gardner-Webb	6	4	2
High Point	66	29	37
Longwood	4	4	0
Presbyterian	7	6	1
Radford	10	6	4
UNC Asheville	9	5	4
USC Upstate	3	3	1
Winthrop	10	5	5
Total	124	69	55

BIG TEN*

Most recent: 11/24/17 vs. Rutgers (L, 47-61)

Opponent	GP	W	L
Indiana	2	0	2
Maryland	6	0	6
Northwestern	1	1	0
Penn State	3	0	3
Purdue	1	0	1
Rutgers	2	1	1
Total	15	2	13

BIG 12*

Most recent: 11/18/21 vs. Oklahoma (L, 74-79)

Opponent	GP	W	L
Arizona	1	0	1
Baylor	1	1	0
Cincinnati	22	3	19
Houston	26	6	20
Iowa State	1	0	1
TCU	5	2	3
UCF	39	9	30
West Virginia	9	0	9
Total	104	21	83

BIG WEST*

Most recent: 11/26/14 vs. Hawaii (L, 73-75)

Opponent	GP	W	L
Hawaii	1	0	1
Total	1	0	1

COLONIAL ATHLETIC ASSOCIATION*

Most recent: 11/30/23 vs. UNCW (W, 74-66)

Opponent	GP	W	L
Campbell	61	41	20
Coll. of Charleston	4	1	3
Drexel	2	0	2
Elon	48	26	22
Hampton	3	3	0
N.C. A&T	8	7	1
Northeastern	3	1	2
UNC Wilmington	68	31	38
William & Mary	79	37	42
Total	277	147	130

CONFERENCE USA*

Most recent: 11/27/20 vs. Charlotte (W, 66-57) !

Opponent	GP	W	L
FIU	1	0	1
Jacksonville State	4	2	2
Liberty	9	5	4
Louisiana Tech	1	1	0
Middle Tennessee	3	2	1
UTEP	10	2	8
Total	29	13	16

HORIZON*

Most recent: 03/18/14 vs. Wright State (L, 59-73)

Opponent	GP	W	L
Cleveland State	1	1	0
Detroit	3	0	3
Green Bay	4	1	3
Milwaukee	1	1	0
Robert Morris	2	1	1
Wright State	1	0	1
Total	12	4	8

IVY LEAGUE*

Most recent: 12/3,1993 vs. Columbia (W,78-51)

Opponent	GP	W	L
Brown	2	0	2
Columbia	1	1	0
Cornell	3	2	1
Total	6	3	3



Vs. The Conferences

MAC*

Most recent: 11/22/22 vs. Toledo (W, 86-75)			
Opponent	GP	W	L
Eastern Michigan	1	1	0
Kent State	1	1	0
Miami (Ohio)	1	1	0
Ohio	2	2	0
Toledo	5	3	2
Total	10	8	2

MAAC*

Most recent: 11/12/21 vs. Canisius (W, 83-71)			
Opponent	GP	W	L
Canisius	2	1	1
Fairfield	5	4	1
Iona	2	1	1
Manhattan	2	1	1
Marist	1	1	0
Mount St. Mary's	3	2	1
Rider	1	1	0
St. Peter's	9	5	4
Total	25	16	9

MEAC*

Most recent: 12/20/23 vs. Delaware State (W, 79-50)			
Opponent	GP	W	L
Coppin State	4	3	1
Delaware State	5	4	1
Howard	2	0	2
Morgan State	2	1	1
Norfolk State	2	2	0
N.C. Central	6	6	0
S.C. State	3	2	1
UMES	3	3	0
Total	27	21	6

MISSOURI VALLEY*

Most recent: 11/21/22 vs. Indiana State (L, 75-79)			
Opponent	GP	W	L
Belmont	2	2	0
Bradley	1	0	1
Evansville	4	3	1
Illinois State	4	2	2
Indiana State	2	0	2
Missouri State	2	1	1
Murray State	1	0	1
Northern Iowa	1	0	1
Southern Illinois	1	1	0
Totals	18	9	9

MOUNTAIN WEST*

Most recent: 11/26/16 vs. Air Force (W, 70-63)			
Opponent	GP	W	L
Air Force	1	1	0
Colorado State	2	1	1
Fresno State	1	1	0
New Mexico	1	0	1
San Diego State	1	0	1
Total	6	3	3

NORTHEAST*

Most recent: 11/17/17 vs. Central Conn. St. (L, 68-79)			
Opponent	GP	W	L
Central Conn. State	5	3	2
Fairleigh Dickinson	1	1	0
Saint Francis (Pa.)	8	3	5
Total	14	7	7

OHIO VALLEY*

Most recent: 12/28/19 vs. Eastern Kentucky (W, 82-74) !			
Opponent	GP	W	L
Arkansas-Little Rock	1	0	1
Eastern Illinois	3	2	1
Tennessee Tech	2	1	1
Western Illinois	2	1	1
Total	8	4	4

PAC-12*

Most recent: 11/20/15 vs. California (L, 62-70) !			
Opponent	GP	W	L
Oregon State	1	1	0
Total	1	1	0

PATRIOT LEAGUE*

Most recent: 11/08/19 at Navy (L, 57-62)			
Opponent	GP	W	L
American	40	17	23
Boston University	3	1	2
Bucknell	1	0	1
Lehigh	1	1	0
Loyola (Md.)	1	1	0
Navy	21	8	13
Total	67	28	39

SEC*

Most recent: 12/14/23 vs. Florida (L, 65-70)			
Opponent	GP	W	L
Alabama	2	0	2
Florida	1	0	1
Georgia	3	0	3
Kentucky	1	0	1
Mississippi	2	1	1
Mississippi State	3	0	3
Missouri	1	0	1
Oklahoma	1	0	1
South Carolina	12	6	6
Tennessee	3	0	3
Vanderbilt	1	0	1
Total	30	7	23

SOUTHERN

Most recent: 12/29/23 vs. East Tennessee St. (L, 70-86)			
Opponent	GP	W	L
Chattanooga	6	2	4
Citadel	33	21	12
East Tennessee St.	16	8	8
Furman	22	7	15
Mercer	6	3	3
Samford	2	2	0
UNC Greensboro	13	11	2
VMI	28	21	7
Western Carolina	44	27	17
Wofford	4	4	0
Total	174	106	68

SOUTHLAND*

Most recent: 11/19/18 vs. UTRGV (W, 69-64)			
Opponent	GP	W	L
Lamar	1	1	0
McNeese State	1	1	0
SE Louisiana	1	1	0
UTRGV	3	1	2
Total	6	4	2

SWAC*

Most recent: 11/21/18 vs. Prairie View A&M (W, 76-64)			
Opponent	GP	W	L
Florida A&M	3	3	0
Grambling State	4	4	0
Prairie View A&M	1	1	0
Total	8	8	0

SUMMIT*

Most recent: 11/23/19 vs. Kansas City (L, 68-74)			
Opponent	GP	W	L
Kansas City	1	0	1
Oral Roberts	1	0	1
South Dakota State	1	1	0
Total	3	1	2

SUN BELT*

Most recent: 11/20/23 vs. Georgia Southern (W, 82-64)			
Opponent	GP	W	L
Appalachian State	66	39	27
Arkansas State	3	2	1
Coastal Carolina	8	5	3
Georgia Southern	9	6	3
Georgia State	3	2	1
James Madison	49	14	35
Louisiana	5	3	2
Louisiana-Monroe	1	1	0
Marshall	21	7	14
Old Dominion	54	16	38
Southern Miss	24	8	16
Total	244	103	141

WAC*

Most recent: 11/23/22 vs. UT Arlington (W, 79-65)			
Opponent	GP	W	L
UT Arlington	1	1	0
Total	1	1	0

WEST COAST*

Most recent: 11/18/04 vs. Oregon State (W, 66-64) !			
Opponent	GP	W	L
Oregon State	1	1	0
Pepperdine	1	1	0
Total	2	2	0

*Complete conference not listed

! - reflects the conference that the institution was in at the time not its current conference



All-Time Series Results

AIR FORCE

ECU leads 1-0

11/26/16 W 70-63 at Savannah, Ga.

ALABAMA

Alabama leads 2-0

12/07/74 L 99-86 at Tuscaloosa, Ala.

02/01/93 L 59-54 at Tuscaloosa, Ala.

AMERICAN

American leads 23-17

01/04/74 L 82-75 at Washington, D.C.

02/11/85 L 79-62 at Greenville

02/21/85 L 88-79 at Washington, D.C.

01/04/86 W 70-62 at Greenville

02/01/86 W 65-63 at Washington, D.C.

01/03/87 L 69-67 at Washington, D.C.

01/31/87 W 71-56 at Greenville

01/19/88 L 75-69 (ot) at Greenville

02/15/88 L 76-69 at Washington, D.C.

01/21/89 L 82-68 at Washington, D.C.

02/18/89 W 66-60 at Greenville

03/04/89 W 76-58 at Hampton, Va.

01/13/90 L 60-50 at Washington, D.C.

02/10/90 W 59-54 at Greenville

01/07/91 L 92-83 at Washington, D.C.

02/02/91 L 63-60 at Greenville

01/18/92 L 80-79 at Washington, D.C.

02/15/92 L 69-66 at Greenville

03/07/92 L 76-69 at Richmond, Va.

01/16/93 L 89-64 at Greenville

02/15/93 L 67-57 at Washington, D.C.

01/08/94 W 77-65 at Greenville

02/07/94 W 73-62 at Washington, D.C.

01/23/95 W 81-72 at Washington, D.C.

02/04/95 L 79-65 at Greenville

03/04/95 L 75-67 at Richmond, Va.

01/16/96 L 85-75 at Washington, D.C.

02/03/96 L 89-73 at Greenville

03/02/96 W 76-60 at Richmond, Va.

01/04/97 W 66-60 at Greenville

02/03/97 L 63-61 at Washington, D.C.

01/05/98 L 76-63 at Washington, D.C.

02/09/98 W 72-62 at Greenville

12/05/98 W 64-58 at Greenville

02/13/99 W 59-53 at Washington, D.C.

01/15/00 L 72-64 at Washington, D.C.

01/31/00 W 62-59 at Greenville

03/03/00 L 74-54 at Richmond, Va.

01/20/01 W 74-64 (ot) at Washington, D.C.

02/10/01 W 55-53 at Greenville

APPALACHIAN STATE

ECU leads 39-27

1933-34 L 41-26 Greenville

1940-41 L 66-49 Greenville

12/17/48 L 66-47 Boone, N.C.

02/12/48 L 65-44 Greenville

12/17/48 W 60-53 Greenville

02/04/49 L 54-41 Boone, N.C.

02/25/49 L 69-52 Elkin, N.C.

12/16/49 W 42-41 Greenville

02/02/50 L 53-63 Boone, N.C.

01/12/51 W 71-55 Greenville

01/29/51 L 66-57 Boone, N.C.

12/18/51 L 70-69 Greenville

01/29/52 L 79-78 Greenville

1952-53 W 70-63 Greenville

1952-53 W 79-67 Boone, N.C.

01/21/54 W 91-66 Greenville

02/01/54 W 99-74 Boone, N.C.

12/17/54 W 73-66 Greenville

01/31/55 L 88-84 Boone, N.C.

1955-56 W 77-66 Boone, N.C.

01/30/56 W 84-55 Greenville

1956-57 W 77-60 Boone, N.C.

1956-57 W 86-38 Greenville

1957-58 W 86-65 Boone, N.C.

1957-58 W 94-58 Greenville

1957-58 W 78-77 Boone, N.C.

1958-59 L 86-75 Boone, N.C.

1958-59 W 94-60 Greenville

01/05/60 L 75-65 Boone, N.C.

02/01/60 W 81-73 Greenville

02/25/60 L 87-79 Lexington, N.C.

12/14/60 L 79-73 Boone, N.C.

01/30/61 W 72-70 Greenville

12/13/61 W 74-68 Boone, N.C.

01/30/62 W 74-71 Greenville

01/20/72 W 89-82 Greenville

12/09/72 W 84-69 Greenville

02/10/73 L 88-79 Boone, N.C.

01/14/74 W 53-52 Greenville

02/11/74 W 76-68 Boone, N.C.

01/15/75 W 78-68 Greenville

02/05/75 L 78-71 Boone, N.C.

01/14/76 L 50-48 Boone, N.C.

02/14/76 W 84-66 Greenville

02/28/76 L 79-72 Greenville, S.C.

01/15/77 W 66-54 Greenville

02/12/77 L 63-60 Boone, N.C.

11/25/89 L 69-59 Greenville

12/08/90 L 88-79 Boone, N.C.

11/30/91 W 79-76 (ot) Greenville

01/04/93 L 76-74 Boone, N.C.

12/22/93 W 79-58 Greenville

11/28/94 W 80-78 Boone, N.C.

01/09/96 W 63-39 Greenville

11/26/96 W 57-48 Greenville

11/30/98 L 68-67 Greenville

12/08/99 L 82-73 Boone, N.C.

12/16/00 W 79-62 Greenville

11/19/01 L 93-87 Boone, N.C.

11/22/11 W 67-47 Charlotte, N.C.

11/20/12 W 82-72 Greenville

11/30/18 W 83-81 Greenville

11/12/19 L 68-62 Boone, N.C.

ARIZONA

Arizona leads 1-0

12/12/75 L 94-78 Louisville, Ky.

ARKANSAS STATE

ECU leads 2-1

12/07/64 W 84-68 at Greenville

12/13/65 L 70-68 at Jonesboro, Ark.

11/17/00 W 86-72 at Poughkeepsie, N.Y.

BAYLOR

ECU leads 1-0

01/10/75 W 73-57 at Storrs, Conn.

BELMONT

ECU leads 2-0

01/06/00 W 66-54 at Nashville, Tenn.

11/29/00 W 100-88 at Greenville

BOSTON COLLEGE

BC leads 1-0

12/10/77 L 86-77 at Charlotte, N.C.

BOSTON UNIVERSITY

BU leads 2-1

12/28/83 L 58-47 at Boston, Mass.

01/03/84 W 75-62 at Greenville

11/30/96 L 68-66 at Halifax, Nova Scotia

BRADLEY

Bradley leads 1-0

12/20/83 L 66-41 at Peoria, Ill.

BROWN

Brown leads 2-0

12/20/81 L 80-71 at Durham, N.C.

12/30/81 L 69-59 at New Haven, Conn.

BUCKNELL

Bucknell leads 1-0

12/28/85 L 68-61 (ot) at Siena, N.Y.

CALIFORNIA

Cal leads 1-0

11/20/15 L 70-62 at Berkley, Calif.

CAMPBELL

ECU leads 42-20

1931-32 L 30-16

1931-32 L 30-17

1932-33 L 38-25

1933-34 L 41-29

1933-34 L 49-13

1934-35 L 37-22

1934-35 W 35-20

1935-36 L 36-34

1936-37 L 30-22

1937-38 L 37-29

1939-40 L 77-41

1940-41 W 53-44

1940-41 W 50-38

1945-46 W 40-20

1945-46 W 47-23

1946-47 W 43-37

1946-47 W 35-34

02/27/80 W 53-52 at Greenville

01/03/81 W 75-65 at Greenville

02/04/81 W 81-59 at Fayetteville, N.C.

12/07/81 W 66-61 at Greenville



All-Time Series Results

01/20/82	L	62-60	at Fayetteville, N.C.
01/10/83	W	67-54	at Fayetteville, N.C.
01/22/83	W	73-55	at Greenville
11/26/83	W	75-66	at Greenville
02/29/84	L	73-63	at Fayetteville, N.C.
12/13/84	W	58-56	at Fayetteville, N.C.
02/27/85	L	60-58	at Greenville
11/25/85	W	69-62	at Greenville
01/08/86	W	58-47	at Buies Creek, N.C.
12/06/86	W	76-60	at Greenville
12/17/86	W	88-77 (ot)	at Buies Creek, N.C.
12/08/87	W	61-54	at Greenville
02/01/88	L	77-50	at Fayetteville, N.C.
12/03/88	W	86-72	at Greenville
02/16/89	W	65-60	at Fayetteville, N.C.
12/14/89	W	72-62	at Greenville
02/08/90	L	59-50	at Fayetteville, N.C.
12/15/90	W	86-55	at Greenville
02/14/91	W	55-52	at Fayetteville, N.C.
01/02/92	W	105-67	at Greenville
01/15/93	L	80-72	at Fayetteville, N.C.
12/06/93	W	73-55	at Greenville
12/18/93	W	75-72 (ot)	at Fayetteville, N.C.
12/06/94	L	74-56	at Fayetteville, N.C.
01/16/95	W	94-70	at Greenville
12/18/95	W	62-57	at Greenville
12/02/96	W	83-60	at Fayetteville, N.C.
12/06/97	W	74-62	at Greenville
11/21/98	W	77-49	at Fayetteville, N.C.
12/21/02	W	86-61	at Fayetteville, N.C.
11/22/03	W	93-54	at Greenville
11/19/08	W	86-65	at Greenville
11/17/09	L	74-68	at Buies Creek, N.C.
11/15/10	W	76-63	at Greenville
11/14/11	L	76-74	at Buies Creek, N.C.
01/02/13	L	86-81 (ot)	at Greenville
01/02/14	W	79-71	at Buies Creek, N.C.
12/04/17	W	69-66	at Greenville
12/14/19	W	79-67	at Greenville
12/02/22	W	79-69	at Greenville
11/11/23	W	77-63	at Greenville

CANISIUS

Series is tied 1-1

12/05/81	L	73-66	at Columbia, Mo.
11/12/21	W	83-71	at Greenville

CENTRAL CONN. STATE

ECU leads 3-2

12/27/84	W	58-53	at Greenville
02/19/86	W	97-68	at Greenville
01/20/87	L	81-54	at New Britain, Conn.
11/30/14	W	74-59	at Greenville
11/17/17	L	68-79	at Greenville

CHARLESTON SOUTHERN

ECU leads 7-1

12/07/70	W	119-92	at Greenville
01/10/80	W	99-77	at Charleston, S.C.
01/21/80	W	66-64	at Greenville
01/26/81	W	66-59 (ot)	at Greenville

01/04/82	W	70-56	at Charleston, S.C.
02/04/82	W	88-62	at Greenville
01/17/83	L	64-56	at Greenville
02/12/83	W	73-59	at Charleston, S.C.

CHARLOTTE

Charlotte leads 20-10

01/20/81	W	65-64 (ot)	at Charlotte, N.C.
01/27/82	W	71-68	at Greenville
01/31/83	W	66-64	at Charlotte, N.C.
01/02/84	L	67-57	at Charlotte, N.C.
12/08/92	L	62-59	at Greenville
11/29/93	L	85-62	at Charlotte, N.C.
02/22/95	W	89-77	at Greenville
12/02/95	L	80-65	at Charlotte, N.C.
01/12/02	L	84-75	at Greenville
01/26/02	L	87-52	at Charlotte, N.C.
01/11/03	L	83-62	at Charlotte, N.C.
02/22/03	L	71-66	at Greenville
01/10/04	L	85-69	at Charlotte, N.C.
02/07/04	L	96-90 (ot)	at Greenville
01/08/05	L	72-60	at Charlotte, N.C.
01/29/05	W	54-51	at Greenville
12/02/09	L	80-68	at Charlotte, N.C.
11/19/10	L	74-63	at Charleston, S.C.
12/01/10	W	62-61	at Greenville
12/03/11	L	76-64	at Greenville
12/01/12	L	76-64	at Charlotte, N.C.
02/27/14	W	75-68	at Greenville
11/16/15	W	88-74	at Greenville
11/17/16	L	76-64	at Charlotte, N.C.
12/18/17	L	69-50	at Greenville
12/18/18	L	55-49	at Charlotte, N.C.
12/22/19	W	60-56	at Greenville
11/27/20	W	66-57	at Charlotte, N.C.
02/03/24	L	52-67	at Charlotte, N.C.
03/09/24	L	72-82	at Greenville

CINCINNATI

Cincinnati leads 19-3

12/06/91	L	105-69	at Cincinnati, Ohio
01/05/02	L	72-62	at Greenville
01/29/02	L	75-48	at Cincinnati, Ohio
01/22/03	L	59-53	at Greenville
02/26/03	L	53-52	at Cincinnati, Ohio
01/28/04	L	80-57	at Cincinnati, Ohio
01/12/05	L	84-78	at Greenville
01/06/15	L	69-48	at Cincinnati, Ohio
02/01/15	W	50-46	at Greenville
02/13/16	L	75-60	at Cincinnati, Ohio
02/27/16	L	65-56	at Greenville
01/15/17	L	55-46	at Greenville
01/20/18	L	86-60	at Northern Heights, Ky.
01/05/19	W	73-71	at Greenville
01/19/20	L	82-57	at Cincinnati, Ohio
02/16/20	L	70-67 (ot)	at Greenville
03/07/21	L	82-69	at Greenville
01/12/22	L	71-79	at Cincinnati, Ohio
01/30/22	L	59-60	at Greenville
03/10/22	L	63-74	at Fort Worth, Texas
01/11/23	L	55-83	at Cincinnati, Ohio

02/15/23	W	75-71	at Greenville
----------	---	-------	---------------

CLEMSON

Clemson leads 5-0

12/29/04	L	74-40	at Clemson, S.C.
12/05/07	L	82-67	at Greenville
01/03/09	L	79-66	at Clemson, S.C.
12/16/09	L	80-63	at Greenville
12/29/10	L	71-59	at Clemson, S.C.

COASTAL CAROLINA

ECU leads 5-3

01/26/95	W	85-62	at Greenville
12/09/95	W	74-62	at Conway, S.C.
12/23/03	L	90-71	at Conway, S.C.
11/29/03	W	76-59	at Greenville
01/02/08	W	89-64	at Greenville
12/28/08	L	63-55	at Myrtle Beach, S.C.
12/18/10	L	59-58	at Myrtle Beach, S.C.
12/19/11	W	76-51	at Greenville

COLLEGE OF CHARLESTON

CofC leads 3-1

12/17/90	W	65-51	at Greenville
02/03/92	L	72-68	at Charleston, S.C.
12/07/15	L	77-73	at Charleston, S.C.
12/15/16	L	81-71	at Greenville

COLORADO STATE

Series tied 1-1

12/22/92	L	78-66	at Fort Collins, Col.
12/20/95	W	80-72 (ot)	at Greenville

CONNECTICUT

UConn leads 12-2

12/17/66	L	89-60	at Storrs, Conn.
12/30/71	W	74-64	at Tulsa, Okla.
01/11/75	L	79-77	at Storrs, Conn.
12/30/78	L	80-68	at Storrs, Conn.
02/04/15	L	65-52	at Storrs, Conn.
02/25/15	L	60-49	at Greenville
02/07/16	L	85-67	at Storrs, Conn.
01/22/17	L	72-65	at Hartford, Conn.
03/01/17	W	66-62	at Greenville
01/16/18	L	65-70	at Hartford, Conn.
02/18/18	L	84-80	at Greenville
02/03/19	L	76-52	at Hartford, Conn.
03/10/19	L	82-73	at Greenville
02/29/20	L	84-63	at Greenville

COPPIN STATE

ECU leads 3-1

11/12/17	W	76-50	at Greenville
12/03/19	L	85-75	at Greenville
11/27/21	W	70-68	at Greenville
12/11/22	W	84-75	at Greenville

DAVIDSON

Davidson leads 14-9

01/05/63	L	71-61	at Davidson, N.C.
01/21/63	L	105-77	at Norfolk, Va.
02/18/64	L	105-45	at Davidson, N.C.
01/28/65	L	82-68	at Davidson, N.C.
12/11/65	L	90-82	at Davidson, N.C.



All-Time Series Results

03/01/69	L	102-76	at Charlotte, N.C.
01/13/70	L	91-76	at Davidson, N.C.
12/09/70	L	77-61	at Davidson, N.C.
01/19/71	L	60-52	at Greenville
12/08/71	W	67-57	at Greenville
02/01/72	L	92-79	at Davidson, N.C.
03/03/72	W	81-77	at Greenville, S.C.
12/05/72	L	100-80	at Davidson, N.C.
01/31/73	L	73-62	at Greenville
12/08/73	W	104-91	at Greenville
02/16/74	L	94-82	at Davidson, N.C.
01/20/75	W	110-91	at Davidson, N.C.
02/08/75	W	101-91	at Greenville
12/13/75	W	85-82	at Greenville
01/31/76	W	88-82	at Davidson, N.C.
01/11/77	W	51-49	at Davidson, N.C.
01/29/77	W	76-56	at Greenville
11/21/21	L	67-76	at Conway, S.C.

DAYTON

Dayton leads 3-0

12/20/66	L	89-66	at Dayton, Ohio
12/31/71	L	86-72	at Dayton, Ohio
01/06/92	L	61-49	at Dayton, Ohio

DELAWARE STATE

ECU leads 4-1

02/11/80	W	89-79	at Greenville
02/12/81	L	68-63	at Greenville
12/02/17	W	63-57	at Greenville
11/06/18	W	81-56	at Greenville
12/20/23	W	79-50	at Greenville

DEPAUL

DePaul leads 6-0

01/23/02	L	80-58	at Greenville
02/09/02	L	62-51	at Chicago, Ill.
01/19/03	L	55-42	at Chicago, Ill.
02/18/03	L	77-63	at Chicago, Ill.
01/31/04	L	70-65	at Greenville
01/22/05	L	77-56	at Chicago, Ill.

DETROIT

Detroit leads 3-0

01/18/79	L	81-69	at Greenville
02/02/80	L	69-65	at Detroit, Mich.
12/19/80	L	72-63	at Durham, N.C.

DREXEL

Drexel leads 2-0

12/17/83	L	53-51	at Greenville
12/04/84	L	80-73	at Philadelphia, Pa.

DUKE

Duke leads 21-0

12/15/69	L	80-65	at Durham, N.C.
12/11/71	L	71-62	at Durham, N.C.
12/12/72	L	108-74	at Durham, N.C.
12/01/73	L	82-69	at Durham, N.C.
12/04/74	L	79-73	at Durham, N.C.
12/10/75	L	93-74	at Durham, N.C.
12/29/76	L	88-65	at Raleigh, N.C.
01/28/78	L	105-82	at Durham, N.C.

12/08/79	L	92-73	at Durham, N.C.
12/22/81	L	70-57	at Durham, N.C.
11/27/82	L	70-65	at Durham, N.C.
12/10/83	L	80-64	at Durham, N.C.
01/09/85	L	87-63	at Durham, N.C.
12/02/85	L	98-66	at Durham, N.C.
12/03/86	L	103-65	at Durham, N.C.
11/30/87	L	94-45	at Durham, N.C.
11/30/88	L	95-46	at Durham, N.C.
02/14/90	L	84-51	at Durham, N.C.
11/26/90	L	125-82	at Durham, N.C.
11/25/91	L	103-75	at Durham, N.C.
11/19/13	L	83-74	at Durham, N.C.

EAST TENNESSEE STATE

Series tied 8-8

12/28/64	W	75-66	at Johnson City, Tenn.
02/11/65	W	81-73	at Greenville
12/07/65	W	85-79	at Greenville
12/30/65	L	94-82	at Johnson City, Tenn.
12/07/66	L	56-55	at Greenville
12/10/66	L	72-48	at Johnson City, Tenn.
12/30/67	W	67-65	at Greenville
01/22/68	L	61-53	at Johnson City, Tenn.
01/08/69	W	89-80	at Greenville
02/03/69	L	95-70	at Johnson City, Tenn.
01/24/70	L	79-65	at Johnson City, Tenn.
12/12/70	W	85-63	at Greenville
12/22/89	L	86-80	at Honolulu, Hawaii
12/30/94	W	77-68	at Johnson City, Tenn.
01/06/95	W	80-76	at Greenville
12/29/23	L	70-86	at Greenville

EASTERN ILLINOIS

ECU leads 2-1

02/15/82	W	78-51	at Greenville
02/06/84	L	78-58	at Charleston, Ill.
12/19/94	W	78-56	at Honolulu, Hawaii

EASTERN KENTUCKY

ECU leads 1-0

12/28/19	W	82-74	at Greenville
----------	---	-------	---------------

EASTERN MICHIGAN

ECU leads 1-0

12/30/93	W	76-69	at Green Bay, Wis.
----------	---	-------	--------------------

ELON

ECU leads 26-22

1934-35	L	70-36	
1938-39	L	38-31	
1945-46	L	52-41	
1945-46	L	73-56	
1947-48	W	31-29	at Elon, N.C.
1947-48	W	62-44	at Greenville
1948-49	W	49-48	at Elon, N.C.
1948-49	W	57-48	at Greenville
1949-50	W	56-44	at Greenville
1949-50	L	54-30	at Elon, N.C.
1950-51	W	74-62	at Greenville
1950-51	L	75-74	at Elon, N.C.
1951-52	L	59-54	at Elon, N.C.
1951-52	W	76-62	at Greenville

1951-52	L	75-67	
1952-53	W	76-75	at Elon, N.C.
1952-53	W	91-69	at Greenville
1952-53	W	72-56	
1953-54	W	85-51	at Greenville
1953-54	W	84-65	at Elon
1953-54	W	80-65	
1954-55	L	76-64	at Elon, N.C.
1954-55	W	92-80	at Greenville
1955-56	W	105-69	at Greenville
1955-56	L	86-83	at Elon, N.C.
1955-56	L	82-64	
1956-57	L	77-69	at Elon, N.C.
1956-57	L	66-52	at Greenville
1957-58	W	79-43	at Greenville
1957-58	L	85-70	at Elon, N.C.
1958-59	W	70-44	at Elon, N.C.
1958-59	W	54-47	at Greenville
1959-60	W	83-64	at Greenville
1959-60	W	88-55	at Elon, N.C.
1959-60	W	95-63	at Camp Lejeune, N.C.
01/07/61	W	78-77	at Elon, N.C.
02/11/61	W	105-88	at Greenville
12/28/61	L	84-61	at Camp Lejeune, N.C.
01/06/62	L	67-65	at Greenville
02/10/62	L	78-66	at Elon, N.C.
01/04/63	W	73-64	at Elon, N.C.
02/09/63	L	69-63	at Greenville
12/19/63	L	71-70	at Camp Lejeune, N.C.
01/11/64	L	82-57	at Elon, N.C.
02/15/64	L	66-60	at Greenville
01/09/65	W	67-60	at Greenville
02/13/65	L	72-66	at Elon, N.C.
11/25/65	W	89-74	at Greenville

EVANSVILLE

ECU leads 3-1

12/12/98	W	82-79	at Greenville
12/11/99	L	68-63	at Evansville, Ind.
03/30/13	W	81-58	at Greenville
01/22/19	W	85-68	at Nassau, Bahamas

FAIRFIELD

ECU leads 4-1

02/25/67	L	91-67	at Fairfield, Conn.
02/15/68	W	93-77	at Greenville
01/17/94	W	77-65	at Greenville
11/23/96	W	81-64	at Fairfield, Conn.
12/31/99	W	92-89 (ot)	at Fairfield, Conn.

FAIRLEIGH DICKINSON

ECU leads 1-0

12/13/73	W	77-73	at Greenville
----------	---	-------	---------------

FLORIDA

Florida leads 1-0

12/14/23	L	65-70	at Lakeland, Fla.
----------	---	-------	-------------------

FLORIDA A&M

ECU leads 3-0

12/26/69	W	71-57	at Tampa, Fla.
12/22/14	W	75-57	at Greenville
11/22/16	W	82-62	at Greenville



All-Time Series Results

FLORIDA ATLANTIC

FAU leads 3-2

01/21/93	W	74-60	at Greenville
01/16/14	L	78-67	at Boca Raton, Fla.
12/03/14	L	72-63	at Boca Raton, Fla.
12/01/15	W	74-48	at Greenville
01/02/24	L	64-79	at Boca Raton, Fla.

FIU

FIU leads 1-0

01/18/14	L	68-64	at Miami, Fla.
----------	---	-------	----------------

FLORIDA STATE

FSU leads 1-0

02/03/68	L	110-100	at Tallahassee, Fla.
----------	---	---------	----------------------

FRESNO STATE

ECU leads 1-0

11/25/14	W	58-52	at Estero, Fla.
----------	---	-------	-----------------

FURMAN

Furman leads 15-7

12/18/65	L	74-73	at Greenville
12/03/66	L	68-58	at Greenville, S.C.
12/08/67	L	91-89	at Greenville
01/06/68	L	59-58	at Greenville, S.C.
12/31/68	L	77-68	at Greenville, S.C.
01/06/70	W	81-66	at Greenville
01/16/71	W	68-58	at Greenville, S.C.
01/15/72	W	82-73	at Greenville
02/05/72	L	82-73	at Greenville, S.C.
03/04/72	W	77-75	at Greenville, S.C.
01/13/73	L	84-60	at Greenville, S.C.
02/03/73	W	61-57	at Greenville
03/02/73	L	68-60	at Richmond, Va.
01/28/74	L	89-80	at Greenville
02/02/74	L	72-70	at Greenville, S.C.
02/01/75	L	86-76	at Greenville, S.C.
02/10/75	L	71-70	at Greenville
01/10/76	W	72-68	at Greenville
02/16/76	L	83-76	at Greenville, S.C.
01/24/77	L	100-89	at Greenville, S.C.
02/16/77	L	74-66	at Greenville
12/16/94	W	92-61	at Greenville

GARDNER-WEBB

ECU leads 4-2

12/19/03	W	76-59	at Greenville
11/23/04	L	90-60	at Boiling Springs, N.C.
11/22/05	L	77-72	at Greenville
12/22/11	W	69-55	at Greenville
12/18/12	W	62-60	at Greenville
12/04/21	W	62-52	at Greenville

GEORGE MASON

GMU leads 34-15

12/30/81	W	66-64	at Fairfax, Va.
01/22/82	L	70-57	at Greenville
12/30/82	L	69-68	at Fairfax, Va.
02/05/83	L	59-58	at Greenville
03/10/83	W	68-65	at Richmond, Va.
01/09/84	L	83-66	at Fairfax, Va.
02/04/84	W	70-68	at Greenville

01/07/85	L	81-69	at Greenville
02/02/85	L	86-59	at Fairfax, Va.
01/25/86	W	75-67	at Greenville
02/22/86	L	70-69	at Fairfax, Va.
01/24/87	L	79-74	at Fairfax, Va.
02/21/87	L	67-60	at Greenville
01/09/88	L	77-63	at Fairfax, Va.
02/06/88	L	67-64	at Greenville
01/16/89	L	86-74	at Greenville
02/08/89	L	83-65	at Fairfax, Va.
03/05/89	L	68-59	at Hampton, Va.
12/23/89	L	79-63	at Honolulu, Hawaii
01/08/90	L	63-56	at Greenville
02/05/90	L	76-56	at Fairfax, Va.
01/03/90	L	66-62	at Richmond, Va.
01/14/91	L	74-72	at Greenville
02/11/91	L	78-58	at Fairfax, Va.
01/20/92	L	81-78 (ot)	at Fairfax, Va.
02/17/92	W	74-68	at Greenville
01/18/93	W	68-64	at Greenville
02/19/93	W	81-51	at Fairfax
01/10/94	W	86-72	at Greenville
02/05/94	W	83-75	at Fairfax, Va.
01/21/95	W	84-70	at Fairfax, Va.
02/06/95	W	84-82	at Greenville
01/06/96	L	80-76	at Fairfax, Va.
02/05/96	L	92-78	at Greenville
01/06/97	W	80-74	at Greenville
02/01/97	W	87-81	at Fairfax, Va.
01/03/98	L	66-51	at Fairfax, Va.
02/02/98	L	79-73 (ot)	at Greenville
01/18/99	W	60-58	at Greenville
02/15/99	L	87-68	at Fairfax, Va.
01/17/00	L	75-66	at Fairfax, Va.
02/21/00	L	72-65	at Greenville
01/22/01	L	104-62	at Fairfax, Va.
02/03/01	L	77-74	at Greenville
12/19/02	L	66-56	at Greenville
12/02/04	L	76-65	at Fairfax, Va.
12/02/07	W	68-65	at Washington, D.C.
11/22/08	L	77-71	at Greenville
11/25/23	L	59-81	at Fairfax, Va.

GEORGE WASHINGTON

ECU leads 8-7

02/12/66	W	98-80	at Greenville
02/15/66	L	86-80	at Washington, D.C.
01/24/67	W	79-73	at Greenville
02/11/67	L	93-78	at Washington, D.C.
01/03/68	W	71-68 (4ot)	at Washington, D.C.
01/24/68	W	98-72	at Greenville
12/21/68	W	88-83	at Greenville
02/10/69	L	70-69	at Washington, D.C.
02/28/69	W	84-79	at Charlotte, N.C.
01/03/70	W	75-65	at Washington, D.C.
12/04/70	L	80-79	at Greenville
02/22/72	L	84-74	at Washington, D.C.
01/17/73	W	59-58	at Greenville
12/22/09	L	84-80 (ot)	at Greenville
12/22/10	L	82-80	at Washington, D.C.

GEORGIA

UGA leads 3-0

12/17/96	L	73-60	at Athens, Ga.
12/13/97	L	55-54	at Greenville
12/22/98	L	82-65	at Athens, Ga.

GEORGIA SOUTHERN

ECU leads 6-3

01/01/70	W	88-71	at Greenville
12/16/76	W	89-78	at Greenville
02/21/76	W	91-85	at Greenville
02/14/77	L	64-57	at Statesboro, Ga.
01/25/78	W	86-85	at Statesboro, Ga.
02/20/78	L	88-83	at Greenville
01/02/91	W	60-59	at Greenville
02/06/91	L	80-68	at Statesboro, Ga.
11/20/23	W	82-64	at Greenville

GEORGIA STATE

ECU leads 2-1

12/17/74	W	88-79	at Greenville
11/26/12	W	62-53	at Atlanta, Ga.
12/29/13	L	89-82	at Greenville

GEORGIA TECH

GT leads 4-1

01/27/79	W	66-64	at Atlanta, Ga.
02/17/79	L	82-68	at Greenville
01/04/89	L	72-69	at Atlanta, Ga.
12/03/94	L	100-74	at Atlanta, Ga.
11/16/18	L	79-54	at Greenville

GRAMBLING STATE

ECU leads 4-0

12/18/82	W	64-61	at Lafayette, La.
11/13/15	W	61-53	at Greenville
11/11/16	W	72-57	at Greenville
12/21/17	W	76-68	at Greenville

GREEN BAY

GB leads 3-1

12/31/93	L	60-43	at Green Bay, Wisc.
12/08/98	L	63-36	at Green Bay, Wisc.
11/23/99	W	68-54	at Greenville
11/24/14	L	66-49	at Estero, Fla.

HAMPTON

ECU leads 3-0

12/23/03	W	77-53	at Greenville
11/29/16	W	68-48	at Greenville
11/16/22	W	82-73	at Greenville

HAWAII

UH leads 1-0

11/26/14	L	75-73	at Estero, Fla.
----------	---	-------	-----------------

HIGH POINT

HPU leads 37-30

1932-33	W	38-35	
1933-34	L	63-35	
1933-34	L	25-20	
1933-34	L	31-26	
1933-34	L	44-35	
1934-35	L	43-12	



All-Time Series Results

1934-35	L	n/a	
1935-36	L	45-23	
1935-36	L	42-30	
1936-37	L	42-28	
1937-38	L	66-33	
1937-38	L	52-33	
1938-39	L	43-37	
1939-40	L	51-35	
1940-41	W	44-43	
1940-41	W	44-37	
1945-46	W	49-43	
1945-46	W	39-38	
1948-49	L	51-31	at High Point, N.C.
1948-49	W	50-48	at Greenville
1949-50	W	59-53	at Greenville
1949-50	L	72-51	at High Point, N.C.
1950-51	L	59-58	at Greenville
1950-51	W	81-72	at High Point, N.C.
1950-51	L	66-62	
1951-52	W	71-65	at Greenville
1951-52	W	69-64	at High Point, N.C.
1951-52	W	69-61	
1952-53	W	79-68	at High Point, N.C.
1952-53	W	100-87	at Greenville
1952-53	W	103-73	
1953-54	W	100-61	at Greenville
1953-54	W	95-68	at High Point, N.C.
1954-55	W	80-77	at High Point, N.C.
1954-55	W	83-81	at Greenville
1954-55	L	90-71	
1955-56	W	80-71	at High Point, N.C.
1955-56	W	87-76	at Greenville
1955-56	W	83-53	at Paris Island, S.C.
1956-57	L	111-94	at High Point, N.C.
1956-57	L	93-91	at Greenville
1957-58	W	79-66	at High Point, N.C.
1957-58	W	120-71	at Greenville
1957-58	L	72-79	
1958-59	L	95-76	at High Point, N.C.
1958-59	W	79-75	at Greenville
1959-60	L	69-60	at Greenville
1959-60	L	84-68	at High Point, N.C.
12/06/60	L	60-58	at Greenville
02/15/61	L	71-68	at High Point, N.C.
12/06/61	L	88-64	at High Point, N.C.
02/14/62	W	81-66	at Greenville
12/04/62	W	75-56	at Greenville
12/28/62	L	67-63	at Hickory, N.C.
02/13/63	L	77-49	at High Point, N.C.
12/04/63	L	84-48	at High Point, N.C.
02/06/64	L	72-68	at Greenville
12/01/64	L	69-59	at Greenville
02/04/65	L	83-70	at High Point, N.C.
12/01/65	L	69-60	at High Point, N.C.
02/03/66	W	46-40	at Greenville
02/01/67	W	71-70	at Greenville
01/31/68	L	83-77	at High Point, N.C.
11/24/18	L	55-52	at Greenville
12/21/22	W	60-49	at Greenville

HOUSTON

UH leads 20-6

02/23/02	W	63-46	at Greenville
03/06/02	L	58-49	at Cincinnati, Ohio
01/17/04	L	55-53	at Houston, Texas
02/26/05	L	76-72	at Greenville
02/04/06	L	64-60 (ot)	at Greenville
02/10/07	L	83-59	at Houston, Texas
03/01/08	W	84-83	at Greenville
01/16/10	L	74-55	at Greenville
03/10/10	L	93-80	at Tulsa, Okla.
01/29/11	W	74-70	at Greenville
01/21/12	L	82-75	at Houston, Texas
01/16/13	W	89-78	at Greenville
01/14/15	W	66-61	at Greenville
03/08/15	L	72-54	at Houston, Texas
01/30/16	L	97-93 (2ot)	at Greenville
01/11/17	L	74-58	at Greenville
03/05/17	L	73-51	at Houston, Texas
01/14/18	L	65-49	at Greenville
02/25/18	L	109-58	at Houston, Texas
01/23/19	L	94-50	at Houston, Texas
02/27/19	L	99-65	at Greenville
01/29/20	L	69-59	at Greenville
02/03/21	W	82-73	at Greenville
01/22/22	L	36-79	at Houston, Texas
02/25/23	L	57-76	at Greenville
03/10/23	L	46-60	at Fort Worth, Texas

ILLINOIS STATE

Series tied 2-2

02/09/80	W	70-67 (ot)	at Greenville
02/28/81	L	64-41	at Normal, Ill.
01/11/95	W	64-57	at Greenville
12/30/95	L	64-52	at Normal, Ill.

INDIANA

IU leads 2-0

11/26/78	L	75-59	at Bloomington, Ind.
12/13/86	L	96-68	at Bloomington, Ind.

INDIANA STATE

ISU leads 2-0

12/08/78	L	102-79	at DeLand, Fla.
11/21/22	L	75-79	at Estero, Fla.

IONA

Series tied 1-1

01/19/78	L	96-74	at Greenville
01/02/79	W	76-75	at New Rochelle, N.Y.

IOWA STATE

ISU leads 1-0

12/29/80	L	80-73	at New Haven, Conn.
----------	---	-------	---------------------

JACKSONVILLE

JU leads 5-0

02/05/70	L	111-94	at Greenville
02/22/71	L	127-69	at Jacksonville, Fla.
12/04/71	L	77-68	at Greenville
01/20/73	L	100-61	at Jacksonville, Fla.
03/15/11	L	71-66 (ot)	at Greenville

JACKSONVILLE STATE

Series tied 2-2

12/04/96	W	64-49	at Greenville
02/10/97	W	82-54	at Jacksonville, Ala.
11/24/98	L	61-53	at Jacksonville, Ala.
12/18/99	L	69-53	at Greenville

JAMES MADISON

JMU leads 35-14

12/15/79	W	61-58	at Greenville
01/14/80	L	63-52	at Harrisonburg, Va.
01/09/82	L	72-50	at Harrisonburg, Va.
02/17/82	L	61-43	at Greenville
01/08/83	W	43-41	at Greenville
02/23/83	L	76-56	at Harrisonburg, Va.
01/28/84	L	71-57	at Harrisonburg, Va.
3-03-84	L	61-54	at Greenville
01/28/85	L	74-65	at Greenville
03/02/85	L	77-61	at Harrisonburg, Va.
01/27/86	W	51-48	at Greenville
02/24/86	L	86-73	at Harrisonburg, Va.
01/26/87	L	78-70	at Harrisonburg, Va.
02/23/87	W	74-68	at Greenville
01/11/88	W	68-65	at Harrisonburg, Va.
02/08/88	W	70-66	at Greenville
01/14/89	W	62-57	at Greenville
02/11/89	L	74-61	at Harrisonburg, Va.
01/15/90	L	67-63 (2ot)	at Harrisonburg, Va.
02/12/90	L	60-55	at Greenville
01/12/91	L	72-68	at Greenville
02/09/91	L	88-65	at Harrisonburg, Va.
01/13/92	L	81-77 (ot)	at Greenville
02/10/92	L	86-48	at Harrisonburg, Va.
01/09/93	L	98-82	at Harrisonburg, Va.
02/06/93	W	58-57	at Greenville
03/08/93	W	54-49	at Richmond, Va.
01/26/94	L	70-68	at Greenville
02/19/94	L	79-74	at Harrisonburg, Va.
01/14/95	L	71-69 (ot)	at Greenville
02/15/95	L	92-87	at Harrisonburg, Va.
01/04/96	W	62-56	at Harrisonburg, Va.
02/21/96	L	72-70	at Greenville
01/21/97	L	59-55	at Greenville
02/15/97	L	63-60 (ot)	at Harrisonburg, Va.
03/01/97	L	69-67 (2ot)	at Richmond, Va.
01/07/98	W	90-60	at Harrisonburg, Va.
02/16/98	W	57-51	at Greenville
01/09/99	L	73-57 (ot)	at Harrisonburg, Va.
02/03/99	L	64-61	at Greenville
12/04/99	L	60-57	at Harrisonburg, Va.
02/05/00	L	62-55	at Greenville
12/06/00	L	79-72	at Harrisonburg, Va.
02/05/01	L	69-51	at Greenville
12/13/14	W	70-58	at Greenville
12/20/15	L	67-61	at Harrisonburg, Va.
11/09/18	L	73-72	at Greenville
11/30/19	L	99-89	at Harrisonburg, Va.
12/19/20	W	73-64	at Greenville



All-Time Series Results

KANSAS CITY

UMKC leads 1-0

11/23/19 L 74-68 at Nassau, Bahamas

KENNESAW STATE

ECU leads 1-0

11/21/23 W 85-84 at Greenville

KENT STATE

ECU leads 1-0

12/22/79 W forfeit at Reno, Nev.

KENTUCKY

UK leads 1-0

12/20/85 L 82-56 at Lexington, Ky.

LAMAR

ECU leads 1-0

11/11/18 W 84-78 (ot) at Greenville

LASALLE

LaSalle leads 1-0

12/09/77 L 96-95 (ot) at Charlotte, N.C.

LEHIGH

ECU leads 1-0

01/05/74 W 60-47 at Washington, D.C.

LIBERTY

ECU leads 5-4

02/22/89 W 69-60 at Greenville

12/07/89 W 50-47 at Lynchburg, Va.

01/30/91 W 64-49 at Greenville

01/14/98 W 74-63 at Greenville

11/28/99 W 80-56 at Lynchburg, Va.

11/21/06 L 64-56 at Lynchburg, Va.

11/17/07 L 55-53 at Greenville

11/16/19 L 77-57 at Greenville

12/17/21 L 64-74 at Charlotte, N.C.

LITTLE ROCK

UALR leads 1-0

11/26/15 L 54-46 at Las Vegas, Nev.

LOUISIANA

ECU leads 3-2

12/17/82 L 83-55 at Lafayette, La.

12/14/96 W 65-56 at Greenville

12/08/97 W 67-64 at Lafayette, La.

11/24/98 W 75-69 at Greenville

11/27/99 L 70-64 at Lafayette, La.

LOUISIANA-MONROE

ECU leads 1-0

12/28/72 W 83-75 at Monroe, La.

LOUISIANA TECH

ECU leads 1-0

02/20/14 W 75-68 at Greenville

LOUISVILLE

UofL leads 6-1

01/16/02 W 87-77 at Greenville

02/19/02 L 75-42 at Louisville, Ky.

01/16/03 L 87-70 at Greenville

03/01/03 L 82-76 at Louisville, Ky.

01/15/04 L 76-66 at Louisville, Ky.

03/10/04 L 61-54 at Cincinnati, Ohio

01/19/05 L 91-42 at Louisville, Ky.

LOYOLA (ILL.)

ECU leads 1-0

12/01/90 W 79-58 at West Lafayette, Ind.

LOYOLA (MD.)

ECU leads 1-0

03/26/13 W 70-58 at Greenville

MAINE

Series tied 1-1

12/05/79 W 67-65 (ot) at Greenville

12/03/80 L 112-81 at Orono, Maine

MANHATTAN

Series tied 1-1

12/29/78 W 74-71 at Storrs, Conn.

12/19/82 L 60-54 at Charleston, W.Va.

MARIST

ECU leads 1-0

11/18/01 W 81-73 at Poughkeepsie, N.Y.

MARQUETTE

MU leads 4-2

02/06/02 L 70-58 at Milwaukee, Wis.

02/28/02 W 51-46 at Greenville

12/30/02 W 73-70 at Greenville

01/29/03 L 80-48 at Milwaukee, Wis.

03/03/04 L 77-73 at Milwaukee, Wis.

02/12/05 L 71-69 (ot) at Greenville

MARSHALL

Marshall leads 14-7

01/18/69 W 85-82 at Greenville

01/02/71 L 107-79 at Huntington, W.Va.

12/29/73 L 92-81 at Huntington, W.Va.

12/30/75 W 70-67 at Winter Park, Fla.

02/01/06 L 72-66 at Huntington, W.Va.

02/18/06 W 63-59 at Greenville

01/31/07 L 56-52 at Huntington, W.Va.

02/21/07 L 54-51 at Greenville

01/16/08 W 75-62 at Greenville

02/09/08 L 83-49 at Huntington, W.Va.

01/10/09 L 72-64 at Huntington, W.Va.

02/25/09 L 76-62 at Greenville

01/09/10 L 83-65 at Greenville

02/06/10 L 100-49 at Huntington, W.Va.

01/22/11 W 82-81 at Huntington, W.Va.

02/12/11 L 78-65 at Greenville

02/11/12 L 78-68 at Huntington, W.Va.

02/29/12 W 81-78 (ot) at Greenville

01/19/13 L 77-56 at Huntington, W.Va.

03/09/13 W 86-79 at Greenville

03/02/14 L 64-61 at Huntington, W.Va.

MARYLAND

UM leads 6-0

11/29/75 L 127-84 at College Park, Md.

12/08/76 L 80-69 at College Park, Md.

12/07/77 L 130-106 at College Park, Md.

12/16/78 L 82-71 at College Park, Md.

02/13/80 L 85-72 at College Park, Md.

12/10/87 L 75-59 at College Park, Md.

MD. EASTERN SHORE

ECU leads 3-0

12/02/18 W 70-47 at Greenville

12/17/19 W 71-57 at Greenville

12/04/23 W 63-52 at Greenville

MASSACHUSETTS

UMass leads 2-0

12/06/11 L 63-58 at Greenville

12/22/12 L 88-81 at Amherst, Mass.

MCNEESE STATE

ECU leads 1-0

11/25/13 W 91-62 at Kingston, R.I.

MEMPHIS

Memphis leads 26-5

02/04/03 L 73-49 at Memphis, Tenn.

02/11/04 L 79-73 at Greenville

02/02/05 L 72-66 at Memphis, Tenn.

01/11/06 L 77-67 at Greenville

01/20/07 L 61-44 at Greenville

01/09/08 L 75-62 at Memphis, Tenn.

01/28/09 L 85-64 at Greenville

01/13/10 L 77-57 at Memphis, Tenn.

01/08/11 L 61-58 at Memphis, Tenn.

03/02/11 W 68-57 at Greenville

03/11/11 L 76-56 at El Paso, Texas

02/08/12 L 70-59 at Greenville

02/22/12 L 70-47 at Memphis, Tenn.

01/09/13 L 67-54 at Memphis, Tenn.

01/30/13 L 75-68 at Greenville

01/28/15 L 70-58 at Memphis, Tenn.

02/10/15 W 64-53 at Greenville

01/24/16 W 84-83 at Memphis, Tenn.

03/06/16 L 83-53 at Greenville

01/28/17 L 57-50 at Memphis, Tenn.

02/03/18 W 88-85 (ot) at Greenville

03/04/18 L 90-70 at Memphis, Tenn.

01/10/19 L 78-72 at Memphis, Tenn.

02/13/19 L 79-69 at Greenville

02/19/20 L 77-73 at Memphis, Tenn.

01/24/21 L 80-53 at Greenville

02/06/21 L 66-59 at Memphis, Tenn.

01/15/22 W 72-71 at Greenville

01/27/22 L 54-71 at Memphis, Tenn.

01/07/23 L 59-69 at Memphis, Tenn.

02/29/24 L 58-82 at Greenville

MERCER

Series tied 3-3

12/21/74 W 121-82 at Greenville

02/17/76 L 86-68 at Macon, Ga.

02/23/77 W 76-70 at Greenville

02/25/78 L 75-92 at Macon, Ga.

11/25/17 L 70-66 at Savannah, Ga.

11/8/22 W 77-75 at Greenville



All-Time Series Results

MIAMI (OHIO)

ECU leads 1-0

12/29/87 W 65-58 at Greenville

MIDDLE TENNESSEE

ECU leads 2-1

12/20/01 W 81-71 at Greenville

11/22/03 W 65-63 at Murfreesboro, Tenn.

01/30/14 L 84-67 at Murfreesboro, Tenn.

MILWAUKEE

ECU leads 1-0

03/01/80 W 96-86 (ot) at Greenville

MISSISSIPPI

Series Tied 1-1

11/24/02 W 65-58 at Greenville

01/03/04 L 65-49 at Oxford, Miss.

MISSISSIPPI STATE

MSU leads 3-0

12/29/72 L 69-64 at Monroe, La.

12/20/88 L 88-79 at Starkville, Miss.

12/19/89 L 72-63 at Greenville

MISSOURI

MU leads 1-0

12/04/81 L 87-55 at Columbia, Mo.

MISSOURI STATE

Series ties 1-1

01/04/95 L 51-38 at Springfield, Ill.

12/23/95 W 62-59 (ot) at Greenville

MORGAN STATE

Series tied 1-1

11/11/06 W 86-67 at Greenville

12/18/06 L 76-70 at Baltimore, Md.

MOUNT ST. MARY'S

ECU leads 2-1

12/04/93 L 75-70 Emmitsburg, Md.

01/04/00 W 72-49 at Greenville

12/18/00 W 73-66 at Emmitsburg, Md.

MURRAY STATE

Murray leads 1-0

12/14/65 L 104-84 at Murray, Ky.

NAVY

Navy leads 13-8

02/20/82 L 88-76 at Annapolis, Md.

01/29/83 L 60-58 at Annapolis, Md.

02/19/83 W 68-67 at Greenville

01/30/84 L 79-61 at Annapolis, Md.

02/20/84 L 66-56 at Greenville

01/26/85 L 68-67 at Greenville

02/18/85 L 76-66 at Annapolis, Md.

03/07/85 L 77-61 at Williamsburg, Va.

01/06/86 L 67-62 at Greenville

02/03/86 L 71-56 at Annapolis, Md.

01/05/87 L 91-66 at Annapolis, Md.

02/02/87 L 76-60 at Greenville

01/16/88 W 61-49 at Greenville

02/13/88 L 90-88 (ot) at Annapolis, Md.

01/23/89 W 70-63 at Annapolis, Md.

02/20/89 W 67-58 at Greenville

01/06/90 W 75-55 at Greenville

02/03/90 W 85-69 at Annapolis, Md.

01/05/91 W 97-81 at Annapolis, Md.

02/04/91 W 75-66 at Greenville

11/08/19 L 62-57 at Annapolis, Md.

NEW HAMPSHIRE

ECU leads 2-0

01/04/77 W 76-65 at Greenville

12/28/82 W 72-64 at Greenville

NEW MEXICO

UNM leads 1-0

12/27/89 L 88-51 at Las Cruces, N.M.

NORFOLK STATE

ECU leads 2-0

12/29/12 W 74-63 at Greenville

11/18/13 W 76-74 at Durham, N.C.

NORTH CAROLINA

UNC leads 4-0

01/06/53 L 79-66 at Greenville

03/18/93 L 85-65 at Winston-Salem, N.C.

12/15/12 L 93-87 at Chapel Hill, N.C.

12/07/14 L 108-64 at Chapel Hill, N.C.

NC A&T

ECU leads 7-1

12/10/03 W 86-53 at Greenville

11/18/05 W 67-60 at Greenville

12/14/13 W 84-71 at Greenville

12/13/15 W 71-60 at Greenville

11/14/16 W 61-51 at Greenville

11/26/17 L 87-81 at Greenville

12/28/18 W 77-57 at Greenville

12/07/21 W 82-71 at Greenville

NC CENTRAL

ECU leads 6-0

11/26/06 W 68-47 at Greenville

01/05/08 W 79-62 at Greenville

01/03/10 W 68-58 at Greenville

01/03/11 W 58-50 at Durham, N.C.

12/29/11 W 84-76 at Greenville

12/03/16 W 69-56 at Greenville,

NC STATE

NC State leads 20-1

01/20/68 L 83-67 at Raleigh, N.C.

01/15/70 L 100-81 at Raleigh, N.C.

02/26/72 L 92-57 at Raleigh, N.C.

02/13/73 L 105-70 at Raleigh, N.C.

12/05/73 L 79-47 at Raleigh, N.C.

11/30/74 L 98-81 at Raleigh, N.C.

12/03/75 L 117-81 at Raleigh, N.C.

12/30/76 L 92-69 at Raleigh, N.C.

12/17/77 L 106-80 at Raleigh, N.C.

01/23/79 L 104-88 at Raleigh, N.C.

01/02/80 L 83-68 at Raleigh, N.C.

01/24/81 L 77-52 at Raleigh, N.C.

01/23/82 L 63-53 at Raleigh, N.C.

12/08/82 L 57-49 at Raleigh, N.C.

11/16/02 L 71-47 at Raleigh, N.C.

11/19/04 L 100-66 at Raleigh, N.C.

12/28/06 L 64-57 at Raleigh, N.C.

12/08/07 W 75-69 at Greenville

12/17/08 L 87-76 at Raleigh, N.C.

11/18/10 L 85-65 at Charleston, S.C.

12/21/13 L 90-79 at Raleigh, N.C.

NORTH FLORIDA

ECU leads 1-0

12/10/20 W 73-67 at Greenville

NORTH TEXAS

North Texas leads 4-1

12/21/83 L 62-58 at Peoria, Ill.

12/29/84 W 70-65 at Tulsa, Okla.

02/15/14 L 53-51 at Denton, Texas

01/17/24 L 59-60 at Greenville

03/03/24 L 69-84 at Denton, Texas

NORTHEASTERN

Northeastern leads 2-1

01/07/84 L 69-61 at Boston, Mass.

12/08/86 W 74-70 at Greenville

11/19/23 L 76-82 at Greenville

NORTHERN ARIZONA

Series tied 1-1

12/21/79 L 64-60 at Reno, Nev.

12/20/94 W 78-56 at Honolulu, Hawaii

NORTHERN IOWA

UNI leads 1-0

11/21/09 L 74-68 at U.S. Virgin Islands

NORTHWESTERN

ECU leads 1-0

11/15/01 W 71-68 at Raleigh, N.C.

NOTRE DAME

UND leads 1-0

02/26/79 L 89-72 at South Bend, Ind.

OHIO UNIVERSITY

ECU leads 2-0

11/12/80 W 70-65 at Athens, Ohio

11/28/81 W 72-54 at Greenville

OKLAHOMA

Oklahoma leads 1-0

11/18/21 L 74-79 at Conway, S.C.

OLD DOMINION

ODU leads 39-16

01/14/67 W 90-88 at Greenville

12/05/67 L 94--90 at Greenville

12/14/68 L 75-74 at Greenville

02/09/70 W 92-67 at Greenville

12/19/70 L 71-66 at Norfolk, Va.

01/13/71 L 92-80 at Greenville

02/17/72 L 92-79 at Greenville

02/20/73 L 67-53 at Norfolk, Va.

01/30/74 L 80-78 at Greenville

01/28/75 W 71-69 at Norfolk, Va.

01/07/76 L 95-70 at Greenville

01/26/77 L 86-74 at Greenville



All-Time Series Results

02/07/77	L	87-78	at Norfolk, Va.
01/31/78	L	112-81	at Greenville
02/14/78	W	78-74	at Norfolk, Va.
02/03/79	L	90-85	at Greenville
02/19/79	W	99-84	at Norfolk, Va.
12/18/79	L	70-65	at Greenville
02/20/80	L	89-75	at Norfolk, Va.
01/28/81	L	76-67	at Norfolk, Va.
02/10/82	L	80-73	at Greenville
12/29/90	L	79-78 (2 ot)	at Norfolk, Va.
01/25/92	L	80-72	at Greenville
02/22/92	L	89-83 (ot)	at Norfolk, Va.
01/25/93	L	80-60	at Norfolk, Va.
02/20/93	L	73-60	at Greenville
03/06/93	W	73-67	at Richmond, Va.
01/15/94	L	79-62	at Norfolk, Va.
02/12/94	L	75-72	at Greenville
01/31/95	L	69-66	at Norfolk, Va.
02/20/95	L	81-73	at Greenville
01/20/96	W	72-67	at Greenville
02/26/96	L	81-57	at Norfolk, Va.
01/11/97	L	79-70	at Norfolk, Va.
01/29/97	W	78-63	at Greenville
01/28/98	W	85-71	at Greenville
02/14/98	L	66-61	at Norfolk, Va.
01/13/99	L	54-51	at Greenville
02/01/99	W	67-62	at Norfolk, Va.
02/26/99	L	65-62 (2 ot)	at Richmond, Va.
12/01/99	W	59-57	at Greenville
02/16/00	W	62-60	at Norfolk, Va.
01/17/01	W	68-63 (ot)	at Greenville
01/30/01	L	65-63	at Norfolk, Va.
12/08/01	L	53-52	at Greenville
12/07/02	W	75-67	at Norfolk, Va.
12/12/04	L	51-50	at Greenville
12/03/05	L	79-53	at Norfolk, Va.
12/07/10	L	81-68	at Greenville
11/29/11	L	63-58	at Norfolk, Va.
01/11/14	L	81-70	at Greenville
03/06/14	L	68-47	at Norfolk, Va.
11/19/21	W	73-60	at Conway, S.C.
11/30/21	W	63-62	at Greenville
11/26/22	L	50-71	at Norfolk, Va.

ORAL ROBERTS

ORU leads 1-0

01/07/80	L	83-82	at Tulsa, Okla.
----------	---	-------	-----------------

OREGON STATE

ECU leads 1-0

11/18/04	W	66-64	at Raleigh, N.C.
----------	---	-------	------------------

PENN STATE

PSU leads 3-0

12/13/80	L	71-59	at University Park, Pa.
01/20/86	L	85-57	at University Park, Pa.
12/30/86	L	69-67	at Greenville

PEPPERDINE

ECU leads 1-0

11/17/04	W	80-58	at Raleigh, N.C.
----------	---	-------	------------------

PRAIRIE VIEW A&M

ECU leads 1-0

11/21/18	W	76-64	at Greenville
----------	---	-------	---------------

PRESBYTERIAN

ECU leads 6-1

No Date	W	80-71	N/A
No Date	W	70-61	N/A
No Date	L	84-106	N/A
12/28/99	W	86-52	at Greenville
12/21/00	W	65-61	at Greenville
12/22/16	W	76-56	at Greenville
11/12/22	W	77-57	at Greenville

PURDUE

Purdue leads 1-0

11/30/90	L	78-49	at West Lafayette, Ind.
----------	---	-------	-------------------------

RADFORD

ECU leads 6-4

12/19/87	L	77-75	at Radford, Va.
12/10/88	L	88-75	at Greenville
12/10/89	W	64-52	at Radford, Va.
12/22/90	W	83-74	at Greenville
12/02/00	L	63-56	at Roanoke, Va.
12/22/01	W	90-86 (2 ot)	at Greenville
12/03/02	W	89-42	at Radford, Va.
12/30/03	W	87-50	at Greenville
11/15/17	L	73-66	at Greenville
12/05/20	W	63-50	at Greenville

RICE

ECU leads 9-6

02/15/06	L	62-54	at Houston, Texas
01/13/07	L	64-47	at Greenville
02/03/07	L	83-74	at Houston, Texas
02/06/08	W	64-45	at Greenville
03/05/08	W	75-68	at Houston, Texas
01/31/09	L	76-70	at Houston, Texas
02/14/09	W	91-88 (ot)	at Greenville
01/30/10	L	69-59	at Greenville
02/20/10	W	76-65	at Houston, Texas
02/26/11	W	71-68	at Houston, Texas
02/04/12	W	82-68	at Greenville
03/07/12	W	68-66	at Memphis, Tenn.
02/02/13	W	79-63	at Houston, Texas
02/22/14	W	67-55	at Greenville
11/24/19	L	77-69	at Nassau, Bahamas

RICHMOND

UR leads 53-30

1/2/60	L	80-66	at Richmond, Va.
12/09/61	W	81-70	at Richmond, Va.
01/19/63	W	62-50	at Richmond, Va.
12/03/63	L	71-67	at Richmond, Va.
12/19/64	W	81-79	at Greenville
02/06/65	L	66-65	at Richmond, Va.
01/10/66	W	76-72	at Greenville
02/17/66	L	100-88	at Richmond, Va.
02/24/66	L	76-74	at Charlotte, N.C.*
01/11/67	L	97-80	at Greenville
02/13/67	L	74-65	at Richmond

12/15/67	L	90-83	at Richmond, Va.
02/07/68	L	102-78	at Greenville
01/14/69	W	75-69	at Richmond, Va.
02/13/69	W	98-78	at Greenville
12/13/69	L	90-72	at Richmond, Va.
01/29/70	W	115-91	at Greenville
02/26/70	L	75-73	at Charlotte, N.C.
01/05/71	W	79-63	at Richmond, Va.
02/06/71	W	82-81	at Greenville
03/04/71	L	69-67	at Charlotte, N.C.
01/06/72	W	68-67	at Greenville
02/09/72	W	80-74	at Richmond, Va.
01/04/73	L	84-75	at Richmond, Va.
02/07/73	W	69-64	at Greenville
03/01/73	W	92-62	at Richmond, Va.
01/09/74	L	79-68	at Richmond, Va.
02/20/74	L	76-68	at Greenville
01/22/75	W	101-80	at Richmond, Va.
02/19/75	W	100-76	at Greenville
01/12/76	L	88-71	at Richmond, Va.
01/21/76	W	85-75	at Greenville
01/08/77	L	72-62	at Richmond, Va.
02/04/78	L	82-80	at Greenville
02/22/78	W	71-53	at Richmond, Va.
01/12/81	L	80-63	at Greenville
02/21/81	W	67-65	at Richmond, Va.
01/30/82	L	81-71	at Greenville
02/24/82	L	89-63	at Richmond, Va.
03/04/82	L	49-42	at Norfolk, Va..
01/15/83	L	68-56	at Richmond, Va.
02/16/83	W	79-75	at Greenville
01/21/84	L	61-55	at Greenville
02/18/84	L	60-50	at Richmond, Va.
01/19/85	L	63-50	at Richmond, Va.
02/16/85	L	63-60	at Greenville
01/11/86	L	60-52	at Richmond, Va.
02/08/86	L	71-52	at Greenville
01/10/87	W	78-70	at Greenville
02/09/87	L	62-60	at Richmond, Va.
02/23/88	L	84-79	at Richmond, Va.
02/20/88	L	68-64	at Greenville
03/05/88	L	67-41	at Hampton, Va.
01/11/89	L	83-56	at Richmond, Va.
02/04/89	L	56-54	at Greenville
01/24/90	L	71-54	at Richmond, Va.
02/21/90	W	81-78	at Greenville
01/23/91	L	71-64	at Greenville
02/20/91	L	65-50	at Richmond
03/02/91	L	86-62	at Richmond, Va.
01/11/92	L	65-62	at Greenville
02/08/92	L	89-64	at Richmond, Va.
01/11/93	L	74-65	at Richmond, Va.
02/08/93	L	72-63	at Greenville
01/22/94	L	80-72	at Richmond, Va.
01/23/94	W	81-77 (ot)	at Greenville
03/05/94	L	58-55	at Richmond, Va.
01/18/95	W	69-67	at Greenville
02/11/95	W	59-58	at Richmond, Va.
02/24/96	W	81-65	at Greenville



All-Time Series Results

01/31/96	L	66-58	at Richmond, Va.
01/18/97	W	69-64	at Greenville
02/17/97	L	78-70	at Richmond, Va.
01/17/98	W	74-63	at Greenville
02/04/98	L	79-64	at Richmond, Va.
01/02/99	L	83-60	at Richmond, Va.
02/17/99	W	64-48	at Greenville
01/12/00	L	83-62	at Greenville
02/12/00	L	75-54	at Richmond, Va.
01/09/01	W	58-50	at Greenville
02/14/01	L	82-71	at Richmond, Va.
11/14/06	L	71-67 (ot)	at Richmond, Va.
11/13/07	L	67-65 (ot)	at Greenville

RIDER

ECU leads 1-0

03/23/13	W	75-54	at Greenville
----------	---	-------	---------------

ROBERT MORRIS

Series tied 1-1

12/19/99	L	58-53	at Moon Township, Pa.
11/22/00	W	72-61	at Greenville

RUTGERS

Series tied 1-1

11/14/01	W	79-74	at Raleigh, N.C.
11/24/17	L	61-47	at Piscataway, N.J.

SAINT JOSEPH'S

ECU leads 2-0

12/19/96	W	68-64	at Greenville, N.C.
11/25/97	W	81-78	at Philadelphia, Pa.

SAINT LOUIS

SLU leads 5-2

12/18/97	L	70-58	at St. Louis, Mo.
12/25/00	L	90-54	at St. Louis, Mo.
01/19/02	L	85-72	at St. Louis, Mo.
02/02/02	W	69-63	at Greenville
02/15/03	L	56-42	at St. Louis, Mo.
03/08/03	L	58-48	at Greenville
01/26/05	W	60-53	at Greenville

SAMFORD

ECU leads 2-0

02/02/81	W	75-50	at Greenville
12/04/82	W	87-81	at Birmingham, Ala.

SAN DIEGO STATE

SDSU leads 1-0

11/23/15	L	79-54	at San Diego, Calif.
----------	---	-------	----------------------

SAVANNAH STATE

ECU leads 1-0

03/19/13	W	66-65	at Greenville, N.C.
----------	---	-------	---------------------

SMU

SMU leads 22-6

12/21/85	L	71-62	at Lexington, Ky.
01/18/06	L	74-70 (ot)	at Greenville
02/17/07	L	65-42	at Dallas, Texas
02/27/08	W	82-54	at Greenville
01/24/09	W	80-74	at Dallas, Texas
02/24/10	L	59-54	at Greenville
02/02/11	L	46-41	at Dallas, Texas

02/01/12	W	62-43	at Greenville
02/23/12	W	72-69	at Dallas, Texas
01/17/15	L	77-54	at Dallas, Texas
03/13/15	L	74-68	at Hartford, Conn.
01/13/16	L	79-55	at Greenville
02/21/16	L	74-63	at Dallas, Texas
12/31/16	L	75-44	at Greenville
02/01/17	L	86-46	at Greenville
03/10/17	L	81-77	at Hartford, Conn.
01/28/18	L	86-61	at Dallas, Texas
02/22/18	L	77-58	at Greenville
01/02/19	L	82-54	at Dallas, Texas
01/11/20	W	71-68	at Greenville
01/22/20	L	64-84	at Dallas, Texas
12/16/20	L	70-55	at Dallas, Texas
02/08/21	L	71-56	at Greenville
02/12/22	L	66-80	at Greenville
02/04/23	W	77-72	at Greenville
02/19/23	L	70-86	at Dallas, Texas
01/13/24	L	64-75	at Greenville
03/06/24	L	77-80(OT)	at Dallas, Texas

SOUTH CAROLINA

South Carolina leads 7-6

12/18/68	L	75-61	at Columbia, S.C.
12/10/69	L	68-49	at Greenville
01/04/77	L	90-72	at Columbia, S.C.
01/10/79	W	56-55	at Greenville
02/07/80	W	86-84	at Columbia, S.C.
01/19/83	W	58-48	at Greenville
12/01/86	W	67-57	at Columbia, S.C.
01/13/88	L	78-51	at Greenville
12/07/88	L	75-67	at Columbia, S.C.
12/19/98	W	56-34	at Columbia, S.C.
12/20/04	L	57-53	at Mobile, Ala.
12/17/22	W	64-56	at Greenville, S.C.
12/09/23	L	62-68	at Greenville

SC STATE

ECU leads 2-1

12/22/15	W	98-71	at Greenville
11/09/21	W	70-62	at Greenville
11/29/22	L	68-73	at Greenville

SOUTH DAKOTA STATE

ECU leads 1-0

11/23/09	W	82-73	at U.S. Virgin Islands
----------	---	-------	------------------------

SOUTH FLORIDA

USF leads 16-12

01/25/03	W	68-62 (2ot)	at Greenville
02/03/04	W	59-57	at Tampa, Fla.
02/28/04	W	69-60	at Greenville
01/05/05	L	72-71	at Greenville
02/19/05	L	60-50	at Tampa, Fla.
12/09/06	L	65-52	at Greenville
11/24/07	L	81-67	at Tampa, Fla.
01/03/15	L	58-50	at Tampa, Fla.
02/21/15	W	73-60	at Greenville
02/16/16	L	69-52	at Greenville
03/02/16	W	52-39	at Tampa, Fla.
03/10/16	L	71-66	at Orlando, Fla.

12/28/16	W	60-49	at Greenville
02/11/17	L	64-57	at Tampa, Fla.
01/03/18	W	67-65	at Tampa, Fla.
01/17/18	W	90-52	at Greenville
01/26/19	L	77-57	at Greenville
02/10/19	L	72-68 (ot)	at Tampa, Fla.
01/07/20	W	62-59	at Greenville
02/26/20	L	73-68 (ot)	at Tampa, Fla.
01/09/21	L	69-63	at Greenville
02/17/22	W	65-57	at Tampa, Fla.
02/23/22	W	64-60	at Greenville
01/15/23	L	70-81	at Greenville
02/01/23	L	63-71	at Tampa, Fla.
03/09/23	W	73-58	at Fort Worth, Texas
01/31/24	L	60-71	at Greenville
03/15/24	L	59-81	at Fort Worth, Texas

SE LOUISIANA

ECU leads 1-0

12/18/92	W	72-65	at Toledo, Ohio
----------	---	-------	-----------------

SOUTHERN ILLINOIS

ECU leads 1-0

12/12/86	W	89-71	at Bloomington, Ind.
----------	---	-------	----------------------

SOUTHERN MISS

USM leads 16-8

02/08/71	W	130-81	at Greenville
01/03/72	W	96-86	at Hattiesburg, Miss.
02/12/02	W	61-58	at Greenville
02/08/03	W	60-57	at Greenville
03/06/04	W	63-50	at Hattiesburg, Miss.
02/23/05	W	77-66	at Greenville
03/04/06	L	74-56	at Hattiesburg, Miss.
01/24/07	L	83-72	at Hattiesburg, Miss.
02/14/07	L	80-42	at Greenville
02/02/08	L	92-69	at Hattiesburg, Miss.
02/16/08	L	72-62	at Greenville
02/04/09	W	82-79	at Greenville
02/17/09	L	69-59	at Hattiesburg, Miss.
01/23/10	L	68-53	at Hattiesburg, Miss.
03/06/10	L	75-65	at Greenville
01/26/11	L	84-77	at Greenville
02/19/11	L	72-55	at Hattiesburg, Miss.
01/04/12	L	78-76	at Hattiesburg, Miss.
01/25/12	L	72-60	at Greenville
03/08/12	L	81-78 (ot)	at Memphis, Tenn.
02/16/13	L	86-82 (ot)	at Greenville
03/02/13	L	88-69	at Hattiesburg, Miss.
01/25/14	L	60-46	at Greenville
12/21/21	W	68-67	at Greenville

STETSON

Series tied 2-2

1956-57	L	76-70	Parris Island, S.C.
12/09/78	L	107-89	at DeLand, Fla.
11/27/15	W	93-73	at Las Vegas, Nev.
11/20/16	W	73-50	at Greenville

TCU

TCU leads 3-2

12/30/88	W	80-74	at Greenville
12/20/89	L	77-55	at Fort Worth, Texas



All-Time Series Results

03/02/03	L	66-63	at Fort Worth, Texas
02/21/04	W	75-70	at Greenville
02/05/05	L	71-59	at Fort Worth, Texas

TEMPLE

TU leads 11-6

02/14/15	L	66-53	at Philadelphia, Pa.
03/05/15	L	70-56	at Greenville
01/09/16	L	78-60	at Philadelphia, Pa.
01/27/16	W	64-61	at Greenville
01/07/17	L	81-62	at Philadelphia, Pa.
02/15/17	W	78-64	at Greenville
03/09/17	W	80-69	at Hartford, Conn.
02/07/18	L	90-73	at Philadelphia, Pa.
01/16/19	L	85-74	at Greenville
02/01/20	L	76-64	at Philadelphia, Pa.
02/23/20	W	67-63	at Greenville
01/08/22	L	75-78	at Philadelphia, Pa.
02/02/22	L	63-71	at Greenville
12/28/22	L	57-59	at Greenville
01/18/23	L	58-73	at Philadelphia, Pa.
01/10/24	W	73-62	at Philadelphia, Pa.
01/28/24	W	70-64(OT)	at Greenville

TENNESSEE

UT leads 3-0

12/05/78	L	89-71	at Knoxville, Tenn.
12/18/91	L	93-58	at Knoxville, Tenn.
11/20/09	L	105-66	at U.S. Virgin Islands

UT-CHATTANOOGA

UTC leads 4-2

01/01/65	L	82-73	Hickory, N.C.
12/21/65	W	99-89	Hickory, N.C.
01/23/78	L	110-101	at Chattanooga, Tenn.
02/06/78	W	73-72	at Greenville
01/15/79	L	91-67	at Chattanooga, Tenn.
02/15/79	L	78-77 (ot)	at Greenville

TENNESSEE TECH

Series tied 1-1

12/12/92	W	109-94	at Greenville
12/30/92	L	77-95	at Cookeville, Tenn.

THE CITADEL

ECU leads 21-12

1951-52	W	87-71	at Greenville, N.C.
12/01/60	L	99-83	at Charleston, S.C.
12/02/61	L	85-73	at Charleston, S.C.
12/08/62	W	83-66	at Charleston, S.C.
02/03/64	L	85-79	at Charleston, S.C.
01/15/65	W	75-69	at Wilmington, N.C.
02/08/65	W	81-71	at Charleston, S.C.
01/04/66	W	68-66	at Greenville
01/15/66	L	82-74 (ot)	at Charleston, S.C.
01/16/67	W	80-72	at Greenville
02/08/67	L	105-91	at Charleston, S.C.
01/15/68	L	59-57	at Charleston, S.C.
02/19/68	W	81-76 (ot)	at Greenville
01/04/69	W	75-64	at Greenville
02/18/69	W	97-68	at Charleston, S.C.
02/14/70	W	84-71	at Greenville
02/21/70	W	83-69	at Charleston, S.C.

02/13/71	L	81-57	at Charleston, S.C.
02/27/71	W	81-67	at Greenville
12/18/71	L	89-86	at Charleston, S.C.
02/12/72	W	91-83	at Greenville
03/02/72	W	80-71	at Greenville, S.C.
12/16/72	L	55-54	at Charleston, S.C.
02/24/73	W	80-72	at Greenville
12/15/73	L	69-63	at Charleston, S.C.
02/23/74	W	78-66	at Greenville
01/04/75	W	111-81	at Greenville
02/22/75	W	87-84	at Charleston, S.C.
03/01/75	W	78-66	at Greenville
12/20/75	W	68-67	at Charleston, S.C.
01/02/76	W	81-76	at Greenville
12/18/76	L	70-62	at Greenville
02/19/77	L	77-75	at Charleston, S.C.

TOLEDO

ECU leads 3-2

02/17/68	L	72-55	at Toledo, Ohio
12/19/92	W	72-61 (ot)	at Toledo, Ohio
12/02/04	W	73-71	at Greenville
12/21/05	L	73-62	at Toledo, Ohio
11/22/22	W	86-75	at Estero, Fla.

TULANE

ECU leads 19-17

02/01/03	L	67-56	at New Orleans, La.
02/18/04	W	76-66	at Greenville
03/05/05	L	77-71	at New Orleans, La.
01/21/06	L	60-52	at New Orleans, La.
02/25/06	L	66-53	at Greenville
01/17/07	L	65-56	at Greenville
02/28/07	L	88-72	at New Orleans, La.
01/26/08	L	72-56	at Greenville
03/08/08	L	77-75	at New Orleans, La.
01/07/09	W	69-66	at Greenville
02/11/09	L	73-64	at New Orleans, La.
03/11/09	L	69-59	at Memphis, Tenn.
01/24/10	W	61-46	at New Orleans, La.
02/10/10	W	71-68	at Greenville
01/15/11	W	76-67	at Greenville
03/03/12	W	66-49	at New Orleans, La.
03/06/13	W	88-85	at Greenville
01/23/14	L	59-54	at Greenville
12/31/14	L	67-59	at Greenville
02/10/16	L	100-92 (3ot)	at Greenville
02/24/16	W	79-73	at New Orleans, La.
02/04/17	W	74-65	at Greenville
02/21/17	W	76-73	at New Orleans, La.
01/31/18	L	71-69 (ot)	at Greenville
02/14/18	W	82-80	at New Orleans, La.
01/31/19	W	66-65	at Greenville
02/23/19	W	85-81	at New Orleans, La.
01/25/20	W	81-62	at Greenville
02/08/20	W	81-67	at New Orleans, La.
12/22/20	W	68-58	at Greenville
01/02/21	L	60-56	at New Orleans, La.
01/05/22	W	88-80 (ot)	at Greenville
02/05/22	L	66-86	at New Orleans, La.
03/01/23	W	83-68	at Greenville

03/03/23	L	78-81	at New Orleans, La.
02/18/24	W	81-67	at Greenville

TULSA

Tulsa leads 23-9

12/28/84	L	86-63	at Tulsa, Okla.
01/28/06	W	59-45	at Greenville
01/10/07	L	67-49	at Tulsa, Okla.
03/07/07	L	65-50	at Memphis, Tenn.
02/13/08	L	66-61	at Greenville
03/12/08	L	66-49	at Memphis, Tenn.
02/21/09	L	72-62	at Tulsa, Okla.
02/27/10	L	85-73	at Greenville
02/16/11	L	86-67	at Tulsa, Okla.
01/14/12	L	70-67	at Greenville
02/20/13	W	72-63	at Tulsa, Okla.
03/06/13	L	79-72	at Tulsa, Okla.
02/13/14	L	76-58	at Tulsa, Okla.
01/24/15	L	66-64	at Greenville
02/18/15	L	69-58	at Tulsa, Okla.
01/05/16	L	55-43	at Tulsa, Okla.
01/19/16	L	84-69	at Greenville
01/25/17	W	69-66	at Greenville
02/26/17	L	74-66	at Tulsa, Okla.
12/28/17	L	79-53	at Tulsa, Okla.
03/01/18	L	72-58	at Greenville
02/17/19	L	77-73 (ot)	at Greenville
03/03/19	L	91-78	at Tulsa, Okla.
01/15/20	L	65-49	at Greenville
02/12/20	L	70-56	at Tulsa, Okla.
01/30/21	L	77-68	at Greenville
02/08/22	W	73-71	at Tulsa, Okla.
02/26/22	W	64-59	at Greenville
01/24/23	W	76-66	at Greenville
02/21/23	W	62-60	at Tulsa, Okla.
01/07/24	W	62-57	at Greenville
03/14/24	W	84-79	at Fort Worth, Texas

UAB

UAB leads 13-6

01/09/02	L	63-53	at Birmingham, Ala.
01/07/04	L	71-68	at Greenville
02/14/04	L	72-69	at Birmingham, Ala.
01/15/05	L	76-64	at Greenville
02/16/05	W	67-64	at Birmingham, Ala.
02/11/06	L	64-72	at Birmingham, Ala.
01/27/07	L	58-42	at Greenville
01/23/08	L	77-59	at Birmingham, Ala.
02/28/09	L	82-62	at Greenville
01/06/10	L	76-68	at Birmingham, Ala.
01/17/11	L	66-59	at Greenville
03/05/11	L	66-48	at Birmingham, Ala.
03/10/11	W	75-70 (ot)	at El Paso, Texas
01/28/12	W	73-66	at Birmingham, Ala.
02/25/12	L	61-57	at Greenville
01/23/12	W	91-85	at Birmingham, Ala.
02/13/13	W	74-61	at Greenville
02/01/14	W	74-67	at Birmingham, Ala.
01/20/24	L	61-69	at Birmingham, Ala.



All-Time Series Results

UCF

UCF leads 30-9

12/30/00	L	88-81	at Orlando, Fla.
11/24/01	L	82-72	at Greenville
01/25/06	L	64-59	at Greenville
02/22/06	L	69-49	at Orlando, Fla.
03/08/06	L	65-52	at Memphis, Tenn.
02/07/07	L	67-49	at Greenville
03/03/07	L	77-64	at Orlando, Fla.
01/19/08	L	71-68	at Greenville
02/20/08	L	110-75	at Orlando, Fla.
02/07/09	W	89-75	at Greenville
03/07/09	L	74-71	at Orlando, Fla.
02/02/10	L	67-56	at Greenville
03/02/10	W	68-66	at Orlando, Fla.
01/19/11	W	74-62	at Orlando, Fla.
02/05/11	W	68-61	at Greenville
03/09/11	W	75-60	at El Paso, Texas
01/07/12	L	81-63	Greenville
02/18/12	L	64-55	at Orlando, Fla.
01/12/13	W	88-85 (ot)	at Greenville
02/09/13	L	83-73	at Orlando, Fla.
02/07/15	W	67-49	Greenville
02/28/15	W	71-66	at Orlando, Fla.
03/12/15	W	81-80 (ot)	at Hartford, Conn.
01/02/16	L	71-68	at Greenville
01/16/16	L	89-69	at Orlando, Fla.
01/03/17	L	48-45	at Orlando, Fla.
02/18/17	L	61-58	at Greenville
12/31/17	L	59-39	at Greenville
03/08/18	L	66-52	at Orlando, Fla.
01/13/19	L	76-65	at Orlando, Fla.
02/06/20	L	68-64	at Greenville
03/08/20	L	94-62	at Orlando, Fla.
01/27/21	L	71-64	at Orlando, Fla.
03/04/21	L	64-60	at Greenville
03/11/21	L	72-62	at Fort Worth, Texas
01/18/22	L	85-92 (ot)	at Greenville
02/20/22	L	66-69	at Orlando, Fla.
01/04/23	L	61-64	at Greenville
03/05/23	L	58-84	at Orlando, Fla.

UMBC

ECU leads 2-1

01/04/88	L	84-73	at Baltimore, Md.
12/27/88	W	97-78	at Greenville
01/29/90	W	71-49	at Greenville

UNC ASHEVILLE

ECU leads 5-4

11/29/76	W	68-65	at Greenville
01/21/78	L	101-92	at Greenville
11/25/78	W	89-73	at Greenville
01/05/80	W	52-51	at Greenville
01/08/81	W	70-69	at Greenville
11/22/97	L	69-61	at Asheville, N.C.
12/20/97	L	61-57	at Greenville
11/26/13	W	81-70	at Kingston, R.I.
11/16/14	L	83-79	at Greenville

UNC GREENSBORO

ECU leads 11-2

11/28/88	W	68-49	at Greenville
01/29/89	W	60-57	at Greensboro, N.C.
12/28/00	W	104-92	at Greenville
12/05/01	L	57-55	at Greensboro, N.C.
12/06/05	L	78-70	at Greenville
11/18/06	W	72-64	at Greensboro, N.C.
12/13/08	W	97-53	at Greenville
11/28/09	W	82-61	at Greensboro, N.C.
11/27/10	W	81-53	at Greenville
12/16/11	W	71-62	at Greensboro, N.C.
11/16/12	W	86-83	at Greenville
11/12/13	W	85-84	at Greensboro, N.C.
12/20/14	W	71-50	at Greenville

UNC WILMINGTON

UNCW leads 38-31

12/18/63	W	87-70	at Camp Lejeune, N.C.
11/30/73	W	69-63	at Greenville
12/14/74	W	84-81	at Greenville
12/18/75	W	64-52	at Greenville
12/11/76	W	56-54	at Greenville
12/01/77	L	92-66	at Greenville
02/09/78	W	90-85	at Wilmington, N.C.
01/25/79	W	92-79	at Greenville
02/13/79	W	78-70	at Wilmington, N.C.
01/26/80	W	66-54	at Greenville
02/16/80	L	71-62	at Wilmington, N.C.
01/06/81	W	72-64	at Wilmington, N.C.
02/16/81	L	65-57	at Greenville
01/14/82	L	58-49	at Greenville
02/13/82	W	68-66	at Wilmington, N.C.
01/24/83	W	50-47	at Wilmington, N.C.
02/26/83	W	70-60	at Greenville
01/25/84	W	44-43	at Greenville
02/25/84	L	70-47	at Wilmington, N.C.
02/07/85	L	58-56	at Wilmington, N.C.
02/23/85	W	78-61	at Greenville
01/18/86	L	68-54	at Wilmington, N.C.
02/15/86	L	75-67	at Greenville
03/01/86	L	75-54	at Wilmington, N.C.
01/17/87	L	85-70	at Greenville
02/14/87	L	61-51	at Wilmington, N.C.
02/28/87	L	59-58	at Hampton, Va.
01/30/88	L	71-69	at Wilmington, N.C.
02/27/88	L	65-50	at Greenville
01/28/89	L	81-66	at Wilmington, N.C.
02/26/89	L	60-55	at Greenville
01/27/90	W	72-56	at Greenville
02/24/90	L	68-57	at Wilmington, N.C.
01/26/91	W	67-51	at Wilmington, N.C.
02/23/91	W	63-56	at Greenville
02/01/92	W	80-65	at Greenville
02/29/92	L	81-66	at Wilmington, N.C.
01/30/93	L	77-72 (2ot)	at Wilmington, N.C.
02/27/93	L	79-66	at Greenville
03/07/93	W	55-50	at Richmond, Va.
01/29/94	W	64-61	at Greenville
02/26/94	L	85-76	at Wilmington, N.C.

01/28/95	L	65-57	at Wilmington, N.C.
02/25/95	W	62-46	at Greenville
01/27/96	W	45-44	at Greenville
02/24/96	L	67-45	at Wilmington, N.C.
01/25/97	L	57-51	at Wilmington, N.C.
02/22/97	W	57-53	at Greenville
01/24/98	L	63-52	at Greenville
02/21/98	L	84-74	at Wilmington, N.C.
01/23/99	L	70-59	at Wilmington, N.C.
01/20/99	L	59-45	at Greenville
01/22/00	W	65-57	at Greenville
02/26/00	L	70-55	at Wilmington, N.C.
01/13/01	L	73-66	at Wilmington, N.C.
02/17/01	L	78-69	at Greenville
12/31/05	W	82-69	at Greenville
12/05/06	L	59-44	at Wilmington, N.C.
12/22/07	L	71-67	at Greenville
12/03/08	W	99-85	at Wilmington, N.C.
12/01/13	L	70-68	at Greenville
12/20/14	L	66-54	at Wilmington, N.C.
12/16/15	W	78-73	at Greenville
12/20/16	L	81-71	at Wilmington, N.C.
11/30/17	W	93-88 (ot)	at Greenville
11/27/18	L	95-86	at Wilmington, N.C.
12/07/20	W	88-78 (ot)	Greenville
12/06/22	L	61-74	at Wilmington, N.C.
11/30/23	W	74-66	at Greenville

USC UPSTATE

ECU leads 3-1

12/15/01	W	64-52	at Greenville
11/21/10	W	75-67	at Charleston, S.C.
12/04/15	W	82-71	at Greenville
11/15/23	L	81-83	at Greenville

UT ARLINGTON

ECU leads 1-0

11/23/22	W	79-65	at Estero, Fla.
----------	---	-------	-----------------

UTEP

UTEP leads 8-2

01/14/06	L	58-45	at El Paso, Texas
02/24/07	W	79-78	at Greenville
02/23/08	L	91-62	at El Paso, Texas
01/17/09	L	88-67	at Greenville
02/13/10	L	100-76	at El Paso, Texas
02/23/11	W	83-76	at Greenville
01/18/12	L	70-56	at El Paso, Texas
01/26/13	L	68-67	at Greenville
02/06/14	L	58-47	at Greenville
03/12/14	L	77-68	at El Paso, Texas

UTRGV

UTRGV leads 2-1

01/10/81	L	82-67	at Greenville
02/09/81	L	86-75	at Edinburg, Texas
11/19/18	W	69-64	at Greenville

UTSA

ECU leads 3-0

02/08/14	W	81-71	at Greenville
03/11/14	W	79-76	at El Paso, Texas
02/10/24	W	84-73	at San Antonio, Texas



All-Time Series Results

VANDERBILT

VU leads 1-0
12/28/87 L 99-63 at Nashville, Tenn.

VILLANOVA

VU leads 1-0
03/11/72 L 85-70 at Princeton, N.J.

VIRGINIA

UVA leads 2-0
12/27/68 L 88-79 at Greenville
12/06/17 L 76-53 at Charlottesville, Va.

VCU

VCU leads 16-7
01/13/79 L 91-67 at Greenville
02/07/79 L 86-84 at Richmond, Va.
11/30/79 L 72-71 at Richmond, Va.
12/03/83 L 75-44 at Richmond, Va.
11/29/84 L 72-61 at Greenville
01/28/87 W 57-56 at Richmond, Va.
12/12/87 L 75-70 at Greenville
01/13/96 W 73-72 at Greenville
02/10/96 L 80-71 at Richmond, Va.
03/03/96 L 75-60 at Richmond, Va.
01/15/97 W 65-61 at Richmond, Va.
02/12/97 L 73-66 (ot) at Greenville
01/22/98 L 60-54 at Richmond, Va.
02/07/98 W 83-79 at Greenville
02/25/98 L 65-62 at Richmond, Va.
01/06/99 W 71-66 at Greenville
02/10/99 L 69-66 at Richmond, Va.
01/26/00 L 67-56 at Richmond, Va.
02/19/00 L 73-65 at Greenville
01/06/01 L 84-81 (ot) at Richmond, Va.
01/27/01 W 87-84 (ot) at Greenville
11/25/08 W 93-90 (ot) at Greenville
12/29/09 L 82-74 at Richmond, Va.

VMI

ECU leads 21-7
12/01/62 W 76-66 at Lexington, Va.
01/28/64 L 86-78 at Lexington, Va.
01/17/66 W 87-85 at Greenville
01/29/66 W 93-80 at Lexington, Va.
01/07/67 W 79-72 at Greenville
01/28/67 L 68-67 at Lexington, Va.
02/15/68 L 69-64 at Lexington, Va.
02/24/68 W 79-68 at Greenville
01/20/69 W 83-75 at Lexington, Va.
02/22/69 W 78-62 at Greenville
01/10/70 W 108-66 at Greenville
01/31/70 W 68-49 at Lexington, Va.
01/09/71 W 71-63 at Lexington, Va.
01/30/71 W 78-67 at Greenville
01/08/72 W 62-57 at Greenville
01/29/72 W 66-56 at Lexington, Va.
01/06/73 W 81-63 at Greenville
01/27/73 W 71-45 at Lexington, Va.
01/12/74 W 59-58 at Lexington, Va.
01/26/74 W 57-55 at Greenville
12/10/74 W 73-68 at Greenville

01/25/75 W 82-80 at Lexington, Va.
12/06/75 L 73-56 at Lexington, Va.
01/24/76 L 74-60 at Greenville
12/04/77 L 78-70 at Greenville
01/22/77 L 67-58 at Lexington, Ky.
12/19/13 W 103-94 at Greenville
11/05/19 W 80-68 at Greenville

VIRGINIA TECH

VT leads 12-5
02/02/62 L 111-86 at Blacksburg, Va.
02/23/63 L 81-73 at Blacksburg, Va.
01/22/64 L 72-68 at Blacksburg, Va.
01/23/65 L 89-63 at Blacksburg, Va.
01/20/66 L 83-64 at Blacksburg, Va.
01/18/67 L 91-62 at Blacksburg, Va.
02/18/67 W 43-33 at Greenville
12/28/68 L 87-86 at Greenville
03/01/78 L 95-77 at Blacksburg, Va.
01/04/83 L 84-72 at Blacksburg, Va.
01/23/92 L 57-44 at Blacksburg, Va.
03/02/92 W 78-76 (ot) at Greenville
01/02/93 L 76-67 (ot) at Blacksburg, Va.
02/18/93 W 66-49 at Greenville
11/29/01 L 90-62 at Blacksburg, Va.
12/09/02 W 76-60 at Greenville
12/27/03 W 74-67 at Norfolk, Va.

WAKE FOREST

WFU leads 7-0
12/17/69 L 53-52 at Winston-Salem, N.C.
12/19/84 L 83-57 at Winston-Salem, N.C.
02/05/86 L 65-60 at Winston-Salem, N.C.
01/03/06 L 58-54 at Winston-Salem, N.C.
01/01/07 L 81-65 at Winston-Salem, N.C.
12/22/08 L 95-54 at Greenville
11/15/09 L 89-58 at Greensboro, N.C.

WEBER STATE

ECU leads 1-0
04/02/13 W 77-74 Ogden, Utah

WEST VIRGINIA

WVU leads 9-0
01/12/66 L 98-76 at Morgantown, W.Va.
12/01/66 L 59-55 at Morgantown, W.Va.
03/02/67 L 82-53 at Charlotte, N.C.
01/27/68 L 77-60 at Greenville
02/29/68 L 76-71 at Charlotte, N.C.
11/30/68 L 82-75 at Morgantown, W.Va.
12/01/71 L 103-86 at Morgantown, W.Va.
11/15/97 L 87-66 at Morgantown, W.Va.
12/20/99 L 87-76 at Greenville

WESTERN CAROLINA

ECU leads 27-17
1937-38 W 41-31
1937-38 L 33-28
1938-39 W 38-30
1938-39 L 36-43
1940-41 W 44-37
1940-41 L 43-40
1947-48 L 57-43 at Cullowhee, N.C.

1947-48 W 43-40 at Cullowhee, N.C.
02/07/49 L 52-50 at Greenville
02/08/49 W 61-31 at Greenville
02/24/49 L 49-43 at NS Tourney
02/06/50 W 59-52 at Cullowhee, N.C.
02/07/50 W 53-45 at Cullowhee, N.C.
02/05/51 W 98-69 at Greenville
02/06/51 W 98-68 at Greenville
02/04/52 W 87-76 at Cullowhee, N.C.
02/05/52 W 78-53 at Cullowhee, N.C.
01/19/53 L 102-97 at Cullowhee, N.C.
01/29/53 W 86-67 at Greenville
01/18/54 L 68-65 at Cullowhee, N.C.
01/29/54 W 81-67 at Greenville
01/17/55 W 80-67 at Cullowhee, N.C.
01/16/56 L 73-68 at Cullowhee, N.C.
01/27/56 W 79-48 at Greenville
01/21/57 L 66-64 at Cullowhee, N.C.
02/01/57 L 74-68 at Greenville
1956-57 L 83-69 at NS Tourney
1958-59 L 64-58 at Camp Lejeune, N.C.
01/18/60 L 74-73 at Cullowhee, N.C.
01/29/60 W 80-52 at Greenville
01/16/61 W 83-72 at Cullowhee, N.C.
01/27/61 W 97-82 at Greenville
01/15/62 W 62-60 at Cullowhee, N.C.
01/26/62 W 95-71 at Greenville
12/01/69 W 102-57 at Greenville
02/24/75 W 81-76 at Greenville
02/23/76 W 75-62 at Greenville
12/01/76 W 70-62 at Greenville
02/05/77 L 66-53 at Cullowhee, N.C.
01/03/94 W 82-67 at Greenville
12/10/94 W 78-69 at Cullowhee, N.C.
12/07/04 L 77-72 (ot) at Cullowhee, N.C.
12/10/05 L 56-48 at Greenville
11/14/21 W 95-78 at Greenville

WESTERN ILLINOIS

Series tied 1-1
01/11/82 W 85-69 at Greenville
02/08/84 L 65-62 at Macomb, Ill.

WICHITA STATE

WSU leads 7-3
01/11/18 L 95-60 at Greenville
02/06/19 L 65-49 at Greenville
03/05/19 L 72-55 at Wichita, Kan.
03/14/19 L 73-57 at Memphis, Tenn.
01/01/20 L 75-69 at Wichita, Kan.
03/05/22 L 62-70 at Wichita, Kan.
12/31/22 W 79-69 at Wichita, Kan.
01/29/23 L 72-85 at Greenville
01/24/24 W 54-52 at Wichita, Kan.
02/15/24 W 68-55 at Greenville

WILLIAM & MARY

W&M leads 42-37
12/15/61 L 81-60 at Williamsburg, Va.
02/11/63 L 81-66 at Williamsburg, Va.
01/13/64 L 64-47 at Williamsburg, Va.



All-Time Series Results

12/05/64	L	86-62	at Williamsburg, Va.
01/30/65	L	61-58	at Williamsburg, Va.
02/05/66	L	57-51	at Williamsburg, Va.
12/13/66	L	82-63	at Williamsburg, Va.
01/30/67	L	84-72	at Greenville
01/10/68	W	71-70	at Williamsburg, Va.
02/10/68	W	99-75	at Greenville
12/11/68	W	77-66	at Williamsburg, Va.
01/11/69	W	87-61	at Greenville
02/27/69	W	48-35	at Charlotte, N.C.
02/07/70	W	98-88	at Williamsburg, Va.
02/18/70	W	96-83	at Greenville
01/23/71	L	74-65	at Williamsburg, Va.
02/20/71	W	67-56	at Greenville
01/22/72	W	79-71	at Greenville
02/19/72	L	67-64	at Williamsburg
01/20/73	W	73-68	at Greenville
02/17/73	L	80-69	at Williamsburg
01/19/74	W	70-67	at Williamsburg
02/09/74	W	93-63	at Greenville
02/27/74	L	75-67	at Richmond
01/18/75	W	66-62	at Greenville
02/15/75	W	68-66	at Williamsburg
03/05/75	L	69-66	at Greenville, S.C.
01/17/76	L	65-58	at Williamsburg, Va.
02/03/76	L	56-54	at Greenville
01/18/77	L	77-54	at Williamsburg, Va.
02/10/77	L	70-66	at Greenville
02/26/77	W	79-76	at Williamsburg, Va.
01/07/78	W	58-56	at Williamsburg, Va.
01/17/78	L	77-76	at Greenville
12/02/78	L	60-54	at Williamsburg, Va.
01/30/79	W	61-59	at Greenville

01/06/82	W	61-58	at Greenville
02/27/83	L	80-61	at Williamsburg, Va.
01/12/83	L	72-51	at Greenville
02/09/83	L	70-54	at Williamsburg, Va.
03/11/83	L	48-45	at Richmond, Va.
01/14/84	L	64-48	at Williamsburg, Va.
02/11/84	L	67-52	at Greenville
03/08/84	L	47-32	at Harrisonburg, Va.
01/12/85	L	67-53	at Greenville
02/09/85	L	80-71	at Williamsburg, Va.
01/13/86	W	54-52	at Williamsburg, Va.
02/10/86	W	52-47	at Greenville
01/12/87	W	56-52	at Greenville
02/07/87	L	69-65	at Williamsburg, Va.
01/27/88	L	70-63	at Greenville
02/24/88	L	88-62	at Williamsburg, Va.
01/07/89	W	75-59	at Williamsburg, Va.
02/01/89	W	73-68	at Greenville
01/20/90	W	72-64	at Greenville
02/17/90	L	74-71	at Williamsburg, Va.
01/19/91	L	74-62	at Williamsburg, Va.
02/16/91	L	64-56	at Greenville
01/29/92	W	66-59	at Williamsburg
02/26/92	W	79-75	at Greenville
01/27/93	L	81-65	at Greenville
02/24/93	W	74-53	at Williamsburg, Va.
01/19/94	L	86-82	at Williamsburg, Va.
02/14/94	W	80-63	at Greenville
01/09/95	L	80-73	at Williamsburg, Va.
02/18/95	W	85-53	at Greenville
01/29/96	W	71-65	at Williamsburg, Va.
02/14/96	W	88-78	at Greenville
01/02/97	W	77-58	at Greenville

02/24/97	W	59-58	at Williamsburg
01/10/98	L	72-63	at Greenville
02/18/98	L	74-69	at Williamsburg, Va.
01/16/99	L	69-66	at Williamsburg, Va.
01/30/99	W	61-56	at Greenville
01/08/00	W	83-62	at Greenville
02/09/00	L	65-55	at Williamsburg, Va.
01/03/01	W	82-64	at Greenville
02/24/01	L	63-60	at Williamsburg, Va.
11/30/02	W	66-51	at Greenville

WINTHROP

Series tied 5-5

02/13/85	W	74-66	at Greenville
12/14/85	W	77-69	at Greenville
02/16/87	L	66-52	at Rock Hill, S.C.
01/02/88	W	52-45	at Greenville
12/15/88	W	75-67	at Rock Hill, S.C.
12/17/04	L	70-55	at Greenville
12/18/05	L	70-48	at Rock Hill, S.C.
12/21/06	L	69-50	at Greenville
11/28/07	L	72-57	at Greenville
11/29/08	W	63-60	at Rock Hill, S.C.

WOFFORD

ECU leads 4-0

12/04/95	W	68-58	at Spartanburg, S.C.
02/19/96	W	79-60	at Greenville
11/26/06	W	70-68 (ot)	at Greenville
11/30/06	W	66-62	at Spartanburg, S.C.

WRIGHT STATE

Wright State leads 1-0

03/18/14	L	73-59	at Greenville, N.C.
----------	---	-------	---------------------

LEGEND

* Conference Games; **D** – NAIA District 26 Tournament; **NS** – North State Conference Tournament; **CC** – Carolina’s Conference Tournament; **NAIA** – NAIA National Championship Tournament; **1** – at Music City Invitational (Nashville, Tenn.); **2** at Fayetteville, N. C.; **3** – at Indiana University Classic (Bloomington, Ind.); **4** – at Kentucky Invitational Tournament (Lexington, Ky.); **5** – at Siena Invitational Tournament (Siena, N.Y.); **6** – at First Tulsa Classic (Tulsa, Okla.); **7** – at River City Shootout (Peoria, Ill.); **8** – at Bayou Classic (Lafayette, La.); **9** – at Show-Me Classic (Columbia, Mo.); **10** – at Mountaineer Classic (Charleston, W.Va.); **11** – at Raleigh, N.C.; **12** – at Iron Duke Classic (Durham, N.C.); **13** – at Elm City Classic (New Haven, Conn.); **14** – at Spider Classic (Richmond, Va.); **15** – at Wolfpack Classic (Reno, Nev.); **16** – at Hatter Classic (Deland, Fla.); **17** – at UConn Classic (Storrs, Conn.); **18** – at First Union Invitational (Charlotte, N.C.); **19** – Holiday Doubleheader (Raleigh, N.C.); **20** – at Tangerine Bowl Classic (Winter Park, Fla.); **21** – at UConn Classic (Storrs, Conn.); **22** – at Presidential Classic (Washington, D.C.); **23** – at Northeast Louisiana Tourn. (Monroe, La.); **24** – at Oral Roberts Tournament (Tulsa, Okla.); **25** – at Sunshine Classic (Tampa, Fla.); **26** – Eastern Carolina Classic (Greenville, N.C.); **27** – Lenoir-Rhyne Holiday Tournament (Hickory, N.C.); **28** – at Wilmington, N.C.; **29** – at Camp Lejeune, N.C.; **30** – at Norfolk, Va.; **31** – at Parris Island Christmas Tournament (Parris Island, S.C.); **32** – at Smithfield ECU Tournament (Smithfield, N.C.); **33** – at Chaminade Christmas Classic (Honolulu, Hawaii); **34** – at Boilermaker Invitational (West Lafayette, Ind.); **35** – at Toledo MVP Classic (Toledo, Ohio); **36** – at Hampton Inn Tip-Off Tournament (Emittsburg, Md.); **37** – at Great Northern Classic (Green Bay, Wisc.); **38** – at J.H. Rose High School (Greenville, N.C.); **39** – at Aloha Classic (Honolulu, Hawaii); **40** – at Halifax, Nova Scotia; **41** – at MAAC Challenge (Poughkeepsie, N.Y.); **42** – at Roanoke, Va.; **43** – BCA Invitational (Raleigh, N.C.); **44** – at Coors Classic (Mobile, Ala.); **45** – BB&T Classic (Washington, D.C.); **46** – at Greensboro (N.C.) Coliseum; **47** – U.S. Virgin Islands Paradise Jam (St. Thomas, V.I.); **48** – Charleston Classic (Charleston, S.C.); **49** – at Time Warner Cable Arena (Charlotte, N.C.); **50** – NIT Season Tip-Off (Durham, N.C.); **51** – NIT Season Tip-Off (Kingston, R.I.); **52** – Gulf Coast Showcase (Estero, Fla.); **53** – Las Vegas Invitational (Las Vegas, Nev.); **54** – Savannah Invitational (Savannah, Ga.); **55** – Islands of the Bahamas Showcase (Nassau, Bahamas); **56** – Myrtle Beach Invitational (Conway, S.C.); **57** – Basketball Hall of Fame Shootout (Charlotte, N.C.); **58** – Greenville Winter Invitational (Greenville, S.C.); **59** – TowneBank Holiday Classic (Greenville, N.C.); **60** – Florida Tip-Off (Lakeland, Fla.)



Comebacks

LARGEST DEFICIT OVERCOME FOR VICTORY (SINCE 1981)

Rk.	Opponent	Date	Deficit (Score)	Final
1.	vs. South Dakota State	11/23/09	20 (9-29)	82-73
2.	PRESBYTERIAN	11/12/22	19 (4-23)	77-57
	MEMPHIS	01/15/22	19 (15-34)	72-71
3.	vs. UTSA	03/11/13	18 (28-46)	79-76
	Appalachian State	11/30/91	18 (30-48)	83-74
4.	HAMPTON	11/16/22	17 (35-52)	82-73
	CAMPBELL	12/04/17	17 (34-51)	69-66
	vs. Norfolk State	11/18/13	17 (47-64)	76-74
	at SMU	02/23/13	17 (11-28)	72-69
	UCF	01/12/13	17 (42-59)	88-85 (ot)
	RICHMOND	02/16/83	17 (16-33)	79-75 (2ot)
5.	CINCINNATI	02/15/23	16 (46-62)	75-71
	MERCER	11/08/22	16 (21-37)	77-75
	at Richmond	01/31/96	16 (9-25)	66-58
6.	at UNC Greensboro	11/12/13	15 (14-29)	85-84
	SAVANNAH STATE	03/19/13	15 (30-45)	66-65
	at Marshall	01/22/11	15 (24-39)	82-81
	at Appalachian State	11/28/94	15 (10-25)	80-78
7.	KENNESAW STATE	11/21/23	14 (32-18)	85-84
	UNC GREENSBORO	11/16/12	14 (54-40)	76-73
	at UCF	03/02/10	14 (35-49)	68-66
	USF	01/25/03	14 (24-38)	68-62 (2ot)
	VCU	02/07/98	14 (52-66)	83-79
	COLORADO STATE	12/20/95	14 (39-53)	80-72 (ot)
	at Toledo	12/19/92	14 (22-36)	72-61
8.	SMU	01/11/20	13 (27-40)	71-68
	APPALACHIAN STATE	11/30/18	13 (48-61)	83-81
	HOUSTON	01/29/11	13 (44-57)	74-70
	CHARLOTTE	12/01/10	13 (27-40)	62-61
	vs. Oregon State	11/18/04	13 (9-22)	64-62
	VIRGINIA TECH	12/09/02	13 (35-48)	76-60
	GEORGIA SOUTHERN	01/02/91	13 (18-31)	60-59

Rk.	Opponent	Date	Deficit (Score)	Final
9.	UNC WILMINGTON	11/30/23	12 (36-24)	74-66
	VCU	11/25/08	12 (15-27)	93-90 (ot)
	MARQUETTE	02/26/02	12 (28-40)	51-46
	vs. Eastern Michigan	12/30/93	12 (23-35)	76-69
	vs. Campbell	12/17/86	12 (21-33)	88-77 (ot)
	at South Carolina	12/01/86	12 (10-22)	67-57
10.	at Tulsa	02/21/23	11 (19-30)	62-60
	CHARLOTTE	12/22/19	11 (17-28)	60-56
	UNC WILMINGTON	12/16/16	11 (27-38)	78-73
	JAMES MADISON	12/13/14	11 (6-17)	70-58
	at Winthrop	11/29/08	11 (16-27)	63-60
	vs. Rutgers	11/14/01	11 (43-54)	79-74
	at Old Dominion	02/16/00	11 (6-17)	62-60
	VCU	01/06/99	11 (38-49)	71-66
	EVANSVILLE	12/12/98	11 (38-49)	82-79
11.	EASTERN KENTUCKY	12/28/19	10 (5-15)	82-74
	LAMAR	11/11/18	10 (21-31)	84-78 (ot)
	CONN	03/01/17	10 (13-23)	66-62
	MEMPHIS	02/10/15	10 (13-23)	64-53
	HOUSTON	01/16/13	10 (42-52)	89-78
	at UNC Greensboro	12/16/11	10 (40-50)	71-62
	at UAB	02/16/05	10 (21-31)	67-64
	MARQUETTE	12/30/02	10 (16-26)	73-70
	at Liberty	11/28/98	10 (4-14)	80-56
	COLORADO STATE	12/20/95	10 (33-43)	80-72 (ot)
	WESTERN CAROLINA	01/03/94	10 (19-29)	82-67
	RADFORD	12/22/90	10 (25-35)	83-74
	JAMES MADISON	02/08/88	10 (6-16)	70-66
	at UNC Wilmington	01/24/83	10 (25-35)	50-47 (ot)

LARGEST HALFTIME DEFICIT OVERCOME FOR VICTORY (SINCE 1968)

Rk.	Opponent	Date	Deficit (Score)	Final
1.	MEMPHIS	01/15/22	14 (30-44)	72-71
	at Toledo	12/19/92	14 (22-36)	72-61
	APPALACHIAN STATE	12/30/91	14 (30-44)	79-76 (ot)
4.	CAMPBELL	12/04/17	12 (42-30)	69-66
	at Marshall	01/22/11	12 (38-50)	82-81
6.	at SMU	02/23/13	11 (21-32)	72-69
	at Iona	01/02/79	11 (36-47)	76-75
8.	UNC GREENSBORO	11/12/13	10 (30-40)	85-84
	CHARLOTTE	12/10/10	10 (25-35)	62-61
	USF	01/25/03	10 (20-30)	68-62 (2ot)
	SAINT LOUIS	02/02/02	10 (26-36)	69-63
	at Mount St. Mary's	12/18/00	10 (36-46)	73-66
	OLD DOMINION	12/01/99	10 (13-23)	59-57
	COLORADO STATE	12/20/95	10 (33-43)	80-72 (ot)
	WESTERN CAROLINA	12/01/76	10 (27-37)	70-62
	at George Washington	01/03/68	10 (20-30)	71-68 (4ot)



Winning Streaks

LONGEST WINNING STREAKS

G	Began (Opponent, Score)	Ended (Opponent, Score)
16	1953-54 (Appalachian State, 99-74)	1953-54 (Benedictine, 61-68)
12	1952-53 (Catawba, 70-56)	1952-53 (Arkansas Tech, 81-85)
9	1951-52 (High Point, 69-64)	1951-52 (Lenoir-Rhyne, 73-85)
8	1955-56 (Catawba, 1968-69)	1955-56 (Western Carolina, 68-73)
	1945-46 (Kinston Marines, 36-19)	1945-46 (Greensboro Ord, 42-64)
7	11/10/12 (Washington & Lee, 72-50)	01/02/13 (Campbell, 81-86 ot)
	11/22/02 (MTSU, 65-63)	12/19/02 (George Mason, 56-66)
	12/10/74 (VMI, 73-68)	01/11/75 (Connecticut, 77-79)
	1959-60 (Pfeiffer, 85-67)	1959-60 (High Point, 68-84)
	1950-51 (Western Carolina, 98-69)	1950-51 (High Point, 62-66)

LONGEST HOMECOURT WINNING STREAKS

G	Began (Opponent, Score)	Ended (Opponent, Score)
41	1952-53 (Appalachian State, 70-63)	1956-57 (Lenoir-Rhyne, 63-82)
12	01/05/80 (UNC Asheville, 52-51)	01/10/81 (UTPA, 67-82)
11	02/22/95 (Charlotte, 89-77)	02/03/96 (American, 73-89)
	01/04/69 (The Citadel, 75-64)	12/10/69 (South Carolina, 49-68)
9	02/02/03 (Saint Louis, 69-63)	12/19/03 (George Mason, 56-66)
	11/22/00 (Robert Morris, 72-61)	02/03/01 (George Mason, 74-77)
	02/24/74 (The Citadel, 78-66)	02/10/75 (Furman, 70-71)
	02/03/73 (Furman, 61-57)	01/28/74 (Furman, 80-89)
8	12/04/96 (Jacksonville St., 64-49)	01/21/97 (James Madison, 55-59)
	1957-58 (Newberry, 96-65)	1958-59 (Lenoir-Rhyne, 60-75)
7	12/06/93 (Campbell, 73-55)	01/26/94 (James Madison, 68-70)
	01/30/71 (VMI, 78-67)	12/04/71 (Jacksonville, 68-77)
	1958-59 (Newberry, 82-71)	1959-60 (High Point, 60-69)

LONGEST SEASON-OPENING WINNING STREAKS

G	Began (Opponent, Score)	Ended (Opponent, Score)
24	2000-01 (Arkansas State, 86-72)	Current (Ferrum, 91-61)
11	1952-53 (Guilford, 78-68)	1963-64 (Richmond, 67-71)
6	1983-84 (Campbell, 69-62)	1989-90 (Appalachian State, 59-69)
4	1946-47 (Campbell, 43-37)	1950-51 (Camp Lejeune, 62-63)
	1938-39 (Newport News Business, 31-22)	1942-43 (Atlantic Christian, 35-44)
3	1994-95 (Angelo State, 89-54)	1997-98 (West Virginia, 66-87)



Overtime Games

Date	Opponent	W/L	Score	OT(s)
01/03/68	at George Washington	W	71-68	4OT
02/19/68	THE CITADEL	W	81-76	OT
12/28/68	VIRGINIA TECH	L	87-88	OT
12/09/77	vs. LaSalle	L	95-96	2OT
01/23/78	at Chattanooga	L	101-110	OT
02/15/75	at William & Mary	W	68-66	2OT
01/13/79	VCU	L	83-85	OT
01/27/79	at Georgia Tech	W	66-64	OT
01/30/79	WILLIAM & MARY	W	61-59	2OT
02/03/79	OLD DOMINION	L	85-90	2OT
02/07/79	at VCU	L	84-86	OT
02/15/79	CHATTANOOGA	L	77-78	OT
12/05/79	MAINE	W	67-65	OT
02/09/80	ILLINOIS STATE	W	70-67	OT
03/01/80	WIS-MILWAUKEE	W	96-86	OT
01/08/81	UNC ASHEVILLE	W	70-69	OT
01/20/81	at Charlotte	W	65-64	OT
01/26/81	CHARLESTON SOUTHERN	W	65-59	OT
01/24/83	at UNC Wilmington	W	50-47	OT
02/05/83	GEORGE MASON	L	58-59	2OT
02/16/83	RICHMOND	W	79-75	2OT
02/29/84	at Campbell	L	63-73	OT
12/27/85	vs. Cornell	L	53-54	OT
12/28/85	vs. Bucknell	L	61-68	OT
12/17/86	at Campbell	W	88-77	OT
01/18/88	AMERICAN	L	69-75	OT
02/13/88	at Navy	L	88-90	2OT
12/29/89	at Old Dominion	L	78-79	2OT
01/15/90	at James Madison	L	63-67	2OT
02/21/90	RICHMOND	W	81-78	OT
01/13/92	at James Madison	L	77-81	OT
01/20/92	at George Mason	L	78-81	OT
02/22/92	at Old Dominion	L	83-89	OT
12/19/92	at Toledo	W	72-61	OT
01/02/93	at Virginia Tech	L	67-76	OT
01/30/93	at UNC Wilmington	L	72-77	2OT
12/18/93	CAMPBELL	W	75-72	OT
02/23/94	RICHMOND	W	81-77	OT
01/14/95	JAMES MADISON	L	69-71	OT
12/20/95	COLORADO STATE	W	80-72	OT
12/23/95	MISSOURI STATE	W	62-59	OT
02/12/97	VCU	L	66-73	OT
02/02/98	GEORGE MASON	L	73-79	OT
01/09/99	at James Madison	L	57-73	OT
02/26/99	vs. Old Dominion#	L	62-65	2OT
12/31/99	at Fairfield	W	92-89	OT
01/06/01	at VCU	L	81-84	OT
01/17/01	OLD DOMINION	W	68-63	OT

Date	Opponent	W/L	Score	OT(s)
01/20/01	at American	W	74-64	OT
01/27/01	VCU	W	87-84	OT
02/19/01	at Birmingham Southern	L	74-76	2OT
12/22/01	RADFORD	W	90-85	2OT
01/25/03	USF	W	68-62	2OT
02/07/04	CHARLOTTE	L	90-96	OT
12/07/04	at Western Carolina	L	72-77	OT
02/12/05	MARQUETTE	L	69-71	OT
11/26/05	WOFFORD	W	70-68	OT
01/18/06	SMU	L	70-74	OT
02/04/06	HOUSTON	L	60-64	OT
11/14/06	at Richmond	L	67-71	OT
11/13/07	RICHMOND	L	65-67	OT
11/25/08	VCU	W	93-90	OT
02/14/09	RICE	W	91-88	OT
12/22/09	GEORGE WASHINGTON	L	80-84	OT
03/10/11	vs. UAB^	W	75-70	OT
03/15/11	JACKSONVILLE~	L	66-71	OT
02/20/12	MARSHALL	W	69-68	OT
03/08/12	vs. Southern Miss^	L	78-81	OT
01/02/13	CAMPBELL	L	81-86	OT
01/12/13	UCF	W	88-85	OT
02/16/13	SOUTHERN MISS	L	82-86	OT
03/12/15	vs. UCF!	W	81-80	OT
01/30/16	HOUSTON	L	93-97	2OT
02/10/16	TULANE	L	92-100	3OT
11/30/17	UNCW	W	93-88	OT
01/31/18	TULANE	L	69-71	OT
02/03/18	MEMPHIS	W	88-85	OT
11/11/18	LAMAR	W	84-78	OT
02/10/19	at South Florida	L	68-72	OT
02/17/19	TULSA	L	73-77	OT
02/16/20	CINCINNATI	L	67-70	OT
02/26/20	at South Florida	L	68-73	OT
12/07/20	UNCW	W	88-78	OT
01/05/22	TULANE	W	88-80	OT
01/18/22	UCF	L	85-92	OT
01/28/24	TEMPLE	W	70-64	OT
03/06/24	at SMU	L	77-80	OT

Overtime Games: 39-48

Overtime Home Games: 28-23

HOME GAMES IN ALL CAPS

- CAA Tournament

^ - Conference USA Tournament

~ - CollegeInsider.com Postseason Tournament

! - The American Basketball Championship



Vs. AP Ranked Opponents

#- Louisville, Ky.; % - Winston-Salem, N.C.; \$ - St. Thomas, U.S. Virgin Islands; @ - Hartford, Conn.; HOME GAMES IN ALL CAPS

Date	Rk.	Opponent	W/L	Score
12/21/63	10	at Davidson	L	77-105
02/18/64	8	at Davidson	L	45-105
01/28/65	6	at Davidson	L	68-82
12/10/69	8	SOUTH CAROLINA	L	49-68
01/13/70	8	DAVIDSON	L	76-91
01/15/70	11	at N.C. State	L	81-100
02/22/71	6	at Jacksonville	L	69-127
12/04/71	11	JACKSONVILLE	L	68-77
01/20/73	15	at Jacksonville	L	61-100
02/13/73	2	at N.C. State	L	70-105
12/05/73	2	at N.C. State	L	47-79
11/30/74	1	at N.C. State	L	81-98
12/07/74	11	at Alabama	L	86-99
03/12/75	10	Arizona#	L	78-94
11/29/75	3	at Maryland	L	84-127
12/03/75	13	at N.C. State	L	81-117
12/08/76	17	at Maryland	L	69-80
12/07/77	12	at Maryland	L	106-130
01/28/78	11	at Duke	L	82-102
01/23/79	20	at N.C. State	L	88-104
02/26/79	3	at Notre Dame	L	72-89
02/13/80	8	at Maryland	L	72-85
12/04/81	16	at Missouri	L	55-87
01/23/82	14	at N.C. State	L	53-63
12/08/82	18	at N.C. State	L	49-57
01/09/85	2	at Duke	L	63-87
12/02/85	6	at Duke	L	66-98
12/20/85	13	at Kentucky	L	52-86
12/08/86	19	NORTHEASTERN	W	74-70
12/13/86	2	at Indiana	L	68-96
01/05/87	9	at Navy	L	66-91
12/30/87	15	at Duke	L	45-94
12/30/88	1	at Duke	L	46-95
01/04/89	19	at Georgia Tech	L	69-92
02/14/90	6	at Duke	L	51-84
11/26/90	6	at Duke	L	82-125
11/25/91	1	at Duke	L	75-103
03/18/93	4	North Carolina %	L	65-85
12/03/94	20	at Georgia Tech	L	74-100
12/13/97	23	GEORGIA	L	54-55
01/05/02	13	CINCINNATI	L	62-72
01/29/02	4	at Cincinnati	L	48-75

Date	Rk.	Opponent	W/L	Score
02/06/02	18	at Marquette	L	58-70
02/26/02	9	MARQUETTE	W	51-46
12/30/02	13	MARQUETTE	W	73-70
01/16/03	15	LOUISVILLE	L	70-87
01/20/03	10	at Marquette	L	48-80
03/01/03	11	at Louisville	L	76-82
01/15/04	8	LOUISVILLE	L	66-76
01/28/04	8	at Cincinnati	L	57-80
11/19/04	19	at N.C. State	L	61-100
01/12/05	18	CINCINNATI	L	78-84
01/19/05	14	at Louisville	L	41-92
01/03/06	23	at Wake Forest	L	54-58
01/11/06	5	MEMPHIS	L	67-77
01/20/07	17	MEMPHIS	L	44-61
12/05/07	18	CLEMSON	L	67-82
01/09/08	2	at Memphis	L	58-99
12/22/08	6	WAKE FOREST	L	54-95
01/03/09	20	at Clemson	L	66-79
01/28/09	18	MEMPHIS	L	64-85
11/20/09	10	vs. Tennessee \$	L	66-105
01/08/11	21	at Memphis	L	58-61
12/15/12	21	at North Carolina	L	87-93
11/19/13	6	at Duke	L	74-83
12/07/14	12	at North Carolina	L	64-108
03/13/15	20	vs. SMU@	L	68-74
11/20/15	15	at California	L	62-70
01/13/16	10	SMU	L	55-79
02/21/16	21	at SMU	L	63-74
12/06/16	12	at Virginia	L	53-76
01/15/17	22	CINCINNATI	L	46-55
03/10/17	12	vs. SMU@	L	77-81
01/01/18	6	WICHITA STATE	L	60-95
01/20/18	12	at Cincinnati	L	60-86
02/25/18	23	at Houston	L	58-109
01/23/19	17	at Houston	L	50-94
02/27/19	8	HOUSTON	L	65-99
01/01/20	23	at Wichita State	L	69-75
01/29/20	20	HOUSTON	L	59-69
02/03/21	5	HOUSTON	W	82-73
01/22/22	10	at Houston	L	36-79
02/25/23	1	HOUSTON	L	57-76
03/10/23	1	vs. Houston +	L	46-60
01/02/24	17	at Florida Atlantic	L	64-79

ECU's Record Against Teams Ranked

Rank	Record	Last Game
1	0-5	L, 46-60 vs. Houston (3/10/23)
2	0-5	L, 58-99 at Memphis (01/09/08)
3	0-2	L, 72-89 at Notre Dame (02/26/79)
4	0-2	L, 48-75 at Cincinnati (01/29/02)
5	1-1	W, 82-73 vs. Houston (02/03/21)
6	0-6	L, 74-83 at Duke (11/19/13)
7	0-0	-
8	0-6	L, 65-99 vs. Houston (02/27/19)
9	1-1	W, 51-46 vs. Marquette (02/26/02)
10	0-5	L, 36-79 at Houston (01/22/22)
11	0-5	L, 76-82 at Louisville (03/01/03)
12	0-4	L, 77-81 vs. SMU (03/10/17)
13	1-4	L, 78-84 vs. Cincinnati (01/12/05)

Rank	Record	Last Game
14	0-2	L, 41-92 at Louisville (01/19/05)
15	0-4	L, 762-70 at California (11/20/15)
16	0-1	L, 55-87 at Missouri (12/04/81)
17	0-4	L, 64-79 at Florida Atlantic (01/02/24)
18	0-4	L, 64-85 vs. Memphis (01/28/09)
19	1-2	L, 61-100 at NC State (11/19/04)
20	0-5	L, 59-69 vs. Houston (01/29/20)
21	0-3	L, 63-74 at SMU (02/21/16)
22	0-1	L, 46-55 vs. Cincinnati (01/15/17)
23	0-2	L, 54-58 at Wake Forest (01/03/06)
24	0-1	L, 69-75 at Wichita State (01/01/20)
25	0-0	-

Overall Record: 4-75



Year-By-Year Results

1931-32

8-9 overall

Head Coach: Cp.W. Porter

Greenville All-Stars	W	23-17
Greenville All-Stars	L	22-23
Campbell	L	16-30
Atlantic Christian	L	17-23
Atlantic Christian	L	23-37
Louisburg JC	W	36-31
Campbell	L	17-30
Farmville All-Stars	L	27-31
Louisburg JC	W	16-6
William & Mary (N.D.)	L	23-37
Farmville All-Stars	L	27-31
Wilmington Y	W	24-23
Wilmington Y	W	32-26
Williamston Town Team	W	32-24
Rocky Mount Y	L	25-41
Rocky Mount Y	L	30-37
Goldsboro Y	W	

1932-33

9-6 overall

Head Coach: C.K. Beatty

Greensboro Red Shields	W	34-21
Rocky Mount Y	W	53-37
N.C. State Freshmen	L	19-51
Atlantic Christian	W	26-21
High Point	W	38-35
Atlantic Christian	L	39-43
Wilmington HS	W	57-23
N.C. State Freshmen	L	27-29
Wake Forest Freshmen	L	21-38
Chowan JC	W	47-27
Roanoke Rapids Red Devils	W	35-31
Wake Forest Freshmen	W	35-31
Roanoke Rapids Red Devils	W	54-34
High Point	L	23-46
Campbell	L	25-38

1933-34

3-11 overall

Head Coach: C.K. Beatty

High Point	L	35-63
High Point	L	20-25
Appalachian Teachers	L	39-48
Appalachian Teachers	L	26-41
Atlantic Christian	W	34-14
Catawba	W	32-27
Campbell	L	29-41
High Point	L	26-31
Catawba	L	19-35
Oak Ridge Cadets	L	24-53
Goldsboro Red Shields	W	46-30
Rocky Mount Y	L	50-60
High Point	L	35-44

1934-35

7-11 overall

Head Coach: G.L. Mathis

Kinston All-Stars	W	21-19
Campbell	L	22-27
Rocky Mount Y	L	39-50
High Point	L	12-43
Presbyterian JC	W	50-28
Guilford	W	29-20
Guilford	L	

Atlantic Christian	L	21-23
Louisburg JC	W	36-20
Wingate JC	L	
William & Mary (N.D.)	L	
Atlantic Christian	L	37-36
Davidson Freshmen	L	
Guilford	W	
High Point	L	
Rocky Mount Y	L	
Elon	L	36-70

1935-36

11-6 overall

Head Coach: G.L. Mathis

High Point	L	23-45
Rocky Mount Y	W	33-23
High Point	L	32-40
Rocky Mount Y	W	33-23
Rocky Mount Y	W	42-20
Washington All-Stars	W	36-31
Williamston All-Stars	W	34-24
Guilford	L	16-22
Campbell	L	34-36
Presbyterian JC	W	62-42
Atlantic Christian	W	58-41
Atlantic Christian	L	20-26
Louisburg JC	W	54-15
Louisburg JC	W	49-31
Oak Ridge Cagers	W	45-39
William & Mary (N.D.)	W	54-35
Guilford	L	38-41

1936-37

13-11 overall

Head Coach: Bo Farley

Morehead City All-Stars	W	64-12
Rocky Mount Y	W	39-37
Campbell	L	22-30
Louisburg JC	W	39-24
Washington All-Stars	W	103-18
Atlantic Christian	L	28-42
Ayden All-Stars	W	44-35
Bethel All-Stars	W	32-29
Ayden All-Stars	W	25-24
Morehead City All-Stars	W	45-32
Guilford	L	36-44
Guilford	W	37-28
Atlantic Christian	W	37-28
Louisburg JC	W	54-15
Fuquay All-Stars	L	47-55
Presbyterian JC	W	62-34
Naval Training School	L	20-60
High Point	L	28-42
Washington All-Stars	W	28-23
William & Mary (N.D.)	L	34-38

1937-38

8-12 overall

Head Coach: Joe Alexander

Unique Furniture Co.	L	49-62
Portsmouth Y	W	28-25
Louisburg JC	W	46-35
Rocky Mount Y	W	38-30
Naval Base	L	38-41
William & Mary (N.D.)	L	40-47
Naval Base	L	30-43
High Point	L	33-66
Enka Stars	L	31-51

Western Carolina Teachers	W	41-31
Western Carolina Teachers	L	38-33
Atlantic Christian	W	37-36
William & Mary (N.D.)	W	42-36
Campbell	L	29-37
Bethel Raiders	W	38-36
Belmont Abbey	L	31-37
High Point	L	33-52
Atlantic Christian	L	42-49
Campbell	W	34-24
House of David	L	31-41

1938-39

17-10 overall

Head Coach: Gordon Gilbert

Newport News Business	W	31-22
Erwin Red Birds	L	26-30
Wake Forest (Rebels)	W	44-38
Kinston All-Stars	W	45-13
Rocky Mount Y	W	33-26
Kinston All-Stars	W	63-26
Williamston Martins	W	41-36
Rocky Mount Y	W	49-39
Erwin Red Birds	W	35-32
High Point	L	37-43
Atlantic Christian	L	28-32
William & Mary (N.D.)	W	35-24
Naval Base	W	44-35
Wilson Teachers	W	41-38
Lynchburg	L	40-42
Elon	L	31-38
Atlantic Christian	W	37-29
William & Mary (N.D.)	W	35-33
Chowan JC	L	18-33
Naval Base	W	43-39
Wilson Teachers	W	53-30

1939-40

11-7 overall

Head Coach: Bo Farley

Elizabeth City Cardinals	W	53-27
Langley Field Aces	L	43-59
Atlantic Christian	W	49-46
Westinghouse Apprentice	W	51-44
High Point	L	35-51
U.S. Naval Base	W	64-57
William & Mary (N.D.)	W	62-36
Portsmouth Y	W	42-29
Rocky Mount Y	W	79-27
Raleigh White Flash	L	48-50
Louisburg JC	W	83-27
Atlantic Christian	W	58-43
Campbell	L	41-77
William & Mary (N.D.)	W	76-44
Duke B Team	L	
Langley Field Aces	W	67-51

1940-41

15-4 overall

Head Coach: John Christenbury

High Point	W	44-43
Rocky Mount Y	W	52-39
Atlantic Christian	W	63-27
House of David	L	49-63
Chowan JC	W	60-16
Campbell	W	53-44
Westinghouse Apprentice	W	55-46
Atlantic Christian	W	59-28



Year-By-Year Results

Appalachian Teachers	L	49-66
High Point	W	44-37
Mars Hill	W	44-23
Western Carolina Teachers	L	40-43
Campbell	W	49-38
William & Mary (N.D.)	W	63-40
Campbell	W	50-38
Raleigh White Flash	L	46-54
Norfolk Navy Base	W	51-40
William & Mary (N.D.)	W	60-43
Atlantic Christian	W	59-28

1941-42

9-9 overall

Head Coach: John Christenbury

Louisburg JC	W	43-42
Atlantic Christian	L	33-42
Rio Grande	L	28-46
Williamston Martins	L	28-31
Rocky Mount Y	W	46-31
Norfolk Naval Base	L	26-67
William & Mary (N.D.)	W	58-35
Norfolk Naval Base	L	28-38
Camp Davis	L	33-53
Belmont Abbey	W	28-24
Co. A. 649th Engineers	W	41-26
U.S. Marines	W	31-16
Edwards Military Institute	W	37-25
Norfolk Naval Hospital	W	45-32
William & Mary (N.D.)	W	56-29
Westinghouse Apprentice	L	24-54
Atlantic Christian	L	25-28
Camp Davis	L	26-50

1942-43

1-2 overall

Head Coach: John Christenbury

Atlantic Christian	L	35-44
Atlantic Christian	L	22-42
Bethel All-Stars	W	62-35

1943-44

NO GAMES PLAYED

1944-45

8-6 overall

Head Coach: None

Greenville Marines	W	30-26
Greenville Marines	L	26-34
Waltsonburg All-Stars	W	66-21
Greenville Marines	L	31-38
Cherry Point Marines	L	33-37
Bogue Field Air Raiders	W	49-45
Greenville Mariens	W	38-31
Walstonburg All-Stars	L	5-28
Atlantic Christian	W	60-32
Jamesville All-Stars	L	59-69
Colerain Red Devils (32)	W	51-37
Bogue Field Air Raiders	W	36-35
Smithfield Blue Streaks	L	36-62

1945-46

16-9 overall

Head Coach: Earl Smith

Kinston Marines	L	47-49
Kinston Marines	W	36-19
Campbell	W	40-20

Campbell	W	47-23
13th Airborne, Ft. Bragg	W	66-48
Jamesville All-Stars	W	47-36
William & Mary (N.D.)	W	51-38
Louisburg JC	W	56-20
Louisburg JC	W	78-23
Greensboro Ord	L	42-64
Greensboro Ord	L	34-54
Thomasville Lions	W	67-50
Thomasville Lions	W	58-37
Edenton NAS	W	65-49
Atlantic Christian	L	34-41
Atlantic Christian	L	41-52
Elon	L	41-52
Elon	L	56-73
Lenoir-Rhyne	W	36-31
Guilford	W	43-33
Guilford	W	66-46
High Point	W	49-43
High Point	W	39-38
Camp Lejeune	L	36-84
Camp Lejeune	L	66-118

1946-47

17-10 overall

Head Coach: Jim Johnson

Campbell	W	43-37
Louisburg JC	W	51-31
Fort Bragg	W	47-44
House of David	L	51-56
William & Mary (N.D.)	W	49-46
St. Helena	W	43-42
Campbell	L	34-35
Norfolk Naval Station	L	35-66
St. Helena	W	45-39
Norfolk Naval Station	W	52-49
Cherry Point	L	42-48
Newport News Apprentice	L	42-49
Atlantic Christian	L	33-48
William & Mary (N.D.)	L	51-56
Cherry Point	L	
Louisburg JC	W	55-31
Williamston All-Stars	W	
Goldsboro All-Stars	W	44-37
Rocky Mount Y	W	60-53
Goldsboro All-Stars	W	44-37
Edwards Military Institute	W	98-33
Duke Freshmen	L	28-42
Edwards Military Institute	W	61-35
Fayetteville American Legion	L	63-67
Duke B Team	L	41-42

1947-48

13-11 overall, 6-4 North State

Head Coach: Howard Porter

at Goldsboro All-Stars	W	50-32
Cherry Point	W	50-42
Little Creek Navy	L	44-45
at Erskine	L	44-47
at Duke J.V.	L	38-47
at Elon	W	31-29
Appalachian State	L	47-66
Newport News Apprentice	L	62-64
at Lenoir-Rhyne	W	56-47
at Duke J.V.	W	57-44
at WCC Teachers	L	43-57
at WCC Teachers	W	43-40
Lenoir Rhyne	W	76-46

at Appalachian State	L	44-65
William & Mary (N.D.)	L	51-55
William & Mary (N.D.)	L	42-44
at Atlantic Christian	W	38-36
Elon	W	62-44
Erskine	W	48-33
Atlantic Christian	W	56-45
at Goldsboro All-Stars	W	44-33
at Little Creek Navy	W	58-48
at Guilford (NS)	L	38-53

1948-49

10-9 overall, 7-7 North State

Head Coach: Howard Porter

Portsmouth Grid Club	W	36-26
at High Point	L	31-51
at Catawba	L	39-51
Norfolk Navy	W	54-51
Appalachian State	W	60-53
at Cherry Point	L	45-75
at Elon	W	49-48
at Lenoir-Rhyne	L	47-71
Catawba	L	45-49
at Atlantic Christian	L	48-51
Lenoir-Rhyne	W	65-49
at Appalachian State	L	41-54
Western Carolina	L	50-52
Western Carolina	W	61-31
High Point	W	50-48
Atlantic Christian	W	52-51
Elon	W	57-48
Western Carolina (NS)	W	49-43
Appalachian State (NS)	L	52-69

1949-50

16-7 overall, 9-7 North State

Head Coach: Howard Porter

at Wilson Teachers	W	60-58
at Apprentice	W	56-53
at Camp Lejeune	L	57-61
at Guilford	W	58-42
Camp Lejeune	L	41-43
Wilson Teachers	W	63-46
Catawba	W	52-43
Appalachian State	W	42-41
Elon	W	56-44
at Lenoir-Rhyne	L	58-70
at Catawba	W	66-53
at Atlantic Christian	W	56-41
Apprentice	W	69-30
Lenoir-Rhyne	L	48-49
at Appalachian State	W	42-41
at Western Carolina	W	53-45
High Point	W	59-53
at Elon	L	30-54
at High Point	L	51-72
Guilford	W	68-3
Atlantic Christian	W	58-35
Lenoir-Rhyne (NS)	L	34-52

1950-51

13-11 overall, 9-6 North State

Head Coach: Howard Porter

at Camp Lejeune	L	62-63
at Guilford	W	61-35
McCrary Eagles	L	50-61
Wilson Teachers	W	64-59
Catawba	W	62-49



Year-By-Year Results

Norfolk Navy	L	52-65
High Point	L	58-59
Appalachian State	W	71-56
Lenoir-Rhyne	L	51-62
at Catawba	L	57-66
Atlantic Christian	W	83-35
Elon	W	74-62
at Elon	L	74-75
at Lenoir-Rhyne	L	55-61
at Appalachian State	L	57-66
at Camp Lejeune	L	64-74
Western Carolina	W	98-69
Western Carolina	W	98-68
at McCrory Eagles	W	79-78
at High Point	W	81-72
at Atlantic Christian	W	106-70
Lenoir-Rhyne	W	76-72
Catawba	W	68-63
High Point (NS)	L	62-66

1951-52

14-11 overall, 10-4 North State
Head Coach: Howard Porter

at Naval Air Station	L	55-63
Guilford	W	66-47
Catawba	W	80-68
at Camp Lee	W	73-69
at Camp Lejeune	L	73-74
Camp Lee	W	90-65
at Guilford	L	67-70
at Appalachian State	L	69-70
at McCrory Eagles	L	60-69
High Point	W	71-65
at Atlantic Christian	L	60-77
Naval Air Station	L	59-61
Appalachian State	L	78-79
at High Point	W	71-65
at Atlantic Christian	L	60-77
Naval Air Station	L	59-61
Appalachian State	L	78-79
at High Point	W	69-64
at Elon	W	54-59
at Western Carolina	W	87-76
at Western Carolina	W	78-53
Elon	W	76-62
Atlantic Christian	W	84-62
at Catawba	W	69-59
McCrory Eagles	W	87-78
The Citadel	W	87-71
Lenoir-Rhyne (NS)	L	73-85
High Point (D)	W	69-61
Elon College (D)	L	67-75

1952-53

18-5 overall, 14-2 North State
Head Coach: Howard Porter

at Guilford	W	78-68
Lenoir-Rhyne	W	74-65
Catawba	W	89-67
North Carolina	L	66-79
Appalachian State	W	70-63
at Elon	W	76-75
Guilford	W	81-63
at Lenoir-Rhyne	L	64-69
at Western Carolina	L	97-102
at Catawba	W	70-56
at High Point	W	79-68
Atlantic Christian	W	92-59

Western Carolina	W	86-67
at Appalachian State	W	79-67
McCrory Eagles	W	79-65
Elon	W	91-69
High Point	W	100-87
at Atlantic Christian	W	89-76
Guilford College	W	85-57
High Point (D)	W	103-73
Elon (D)	W	72-56
Arkansas Tech (NAIA)	L	81-85

1953-54

23-2 overall, 15-1 North State
North State Conference Champs
Head Coach: Howard Porter

at Belmont Abbey	W	76-67
Guilford	W	92-58
Lenoir-Rhyne	W	87-79
Catawba	W	84-43
Belmont Abbey	W	101-83
Elon	W	85-51
at Lenoir-Rhyne	W	74-64
at Western Carolina	L	65-68
Appalachian State	W	99-74
at Guilford	W	76-52
at Catawba	W	63-54
High Point	W	100-61
at Western Carolina	W	81-67
at Appalachian State	W	99-74
Atlantic Christian	W	65-53
McCrory Eagles	W	92-58
at Elon	W	84-65
at High Point	W	95-68
at Atlantic Christian	W	84-82
Guilford (NS)	W	74-54
Elon (NS)	W	80-65
Atlantic Christian (NS)	W	86-75
Presbyterian (D)	W	80-71
Erskine (D)	W	86-64
Benedictine (NAIA)	L	61-68

1954-55

16-8 overall, 12-4 North State
Head Coach: Howard Porter

at Guilford	W	96-84
Catawba	W	67-46
Lenoir-Rhyne	W	88-86
Erskine	W	82-65
Appalachian State	W	73-66
Presbyterian	W	61-70
at Elon	L	64-76
at High Point	W	80-77
Belmont Abbey	W	94-64
at Lenoir-Rhyne	L	79-98
at Western Carolina	W	80-67
at Belmont Abbey	L	55-64
Guilford	W	103-79
Western Carolina	W	89-64
at Appalachian State	L	84-88
Atlantic Christian	W	82-77
at McCrory Eagles	L	75-88
McCrory Eagles	W	88-85
at Catawba	W	75-53
Elon	W	92-80
High Point	W	83-81
at Atlantic Christian	L	88-92
High Point (NS)	L	71-90
at Atlantic Christian (D)	L	98-107

1955-56

18-9 overall, 13-3 North State
Head Coach: Howard Porter

at Guilford	W	77-67
at Phillips 66 Oilers	L	58-102
Catawba	W	69-68
Lenoir-Rhyne	W	79-60
at Appalachian State	W	77-66
Belmont Abbey	W	87-80
Elon	W	105-69
at High Point	W	80-71
Guilford	W	102-66
at Lenoir-Rhyne	W	70-68
at Western Carolina	L	68-73
McCrory Eagles	W	87-77
Western Carolina	W	79-48
Appalachian State	W	84-55
Atlantic Christian	W	94-77
at McCrory Eagles	L	58-76
at Catawba	W	92-72
at Elon	L	83-86
High Point	W	87-76
at Belmont Abbey	L	74-96
at Atlantic Christian	L	93-112
Georgetown (31)	W	86-72
Pfeiffer (31)	L	74-76
High Point (31)	W	83-53
Catawba (NS)	W	91-70
Elon (NS)	L	64-82
Presbyterian (D)	L	84-106

1956-57

13-13 overall, 6-10 North State
Head Coach: Howard Porter

at Guilford	W	73-60
McCrory Eagles	W	64-54
Catawba	W	94-68
at High Point	L	94-111
Lenoir-Rhyne	L	63-82
at Pfeiffer	W	86-80
Belmont Abbey	W	84-61
at Appalachian State	W	77-60
at Elon	L	59-77
Guilford	W	76-69
at Lenoir-Rhyne	L	63-82
at Western Carolina	L	64-66
at Belmont Abbey	W	95-74
Appalachian State	L	68-74
Western Carolina	L	68-74
Atlantic Christian	L	67-76
at McCrory Eagles	W	86-77
at Catawba	W	72-71
Elon	L	52-66
Pfeiffer	W	88-69
High Point	L	91-93
at Atlantic Christian	L	60-78
Stetson (31)	L	70-76
Atlantic Christian (31)	L	68-71
Piedmont (31)	W	112-62
Western Carolina (NS)	L	69-83

1957-58

15-7 overall, 8-8 North State
Head Coach: Howard Porter

Pfeiffer	W	107-68
at Guilford	W	91-69
Catawba	W	86-64
at High Point	W	79-66



Year-By-Year Results

Lenoir-Rhyne	L	66-68
Newberry	W	96-65
at Appalachian State	W	86-65
at Pfeiffer	W	98-78
Elon	W	79-43
Guilford	W	90-63
at Lenoir-Rhyne	L	64-71
at Western Carolina	L	85-91
Western Carolina	W	62-61
Appalachian State	W	94-58
at Atlantic Christian	W	68-51
at Catawba	L	76-78
at Elon	L	70-85
High Point	W	120-71
Atlantic Christian	W	74-66
Appalachian State (NS)	W	78-77
High Point (NS)	L	72-79
Lenoir-Rhyne (D)	L	79-102

1958-59

13-9 overall, 11-5 North State
Head Coach: Howard Porter

at Guilford	W	72-58
Catawba	W	95-66
at High Point	L	76-95
Lenoir-Rhyne	L	60-75
Newberry	W	82-71
at Appalachian State	L	75-86
at Elon	W	70-44
Guilford	W	76-48
at Lenoir-Rhyne	W	87-75
at Western Carolina	L	53-75
at Portsmouth	W	74-69
Western Carolina	W	59-50
Appalachian State	W	94-60
Atlantic Christian	W	76-65
at Catawba	W	88-76
Elon	W	54-47
High Point	W	79-75
at Atlantic Christian	L	59-65
at Camp Lejeune (29)	L	81-86
Western Carolina (29)	L	58-64
Catawba (NS)	L	70-74
Lenoir-Rhyne (D)	L	74-95

1959-60

14-9 overall, 10-6 North State
Head Coach: Earl Smith

at Guilford	W	109-102
High Point	L	60-69
Lenoir-Rhyne	L	63-71
Catawba	W	74-59
at Richmond	L	66-80
at Appalachian State	L	65-75
Elon	W	83-64
Guilford	W	103-36
at Lenoir-Rhyne	W	67-60
at Western Carolina	L	73-74
at Pfeiffer	W	85-67
Western Carolina	W	90-52
Appalachian State	W	81-73
at Atlantic Christian	W	70-57
Pfeiffer	W	74-71
at Catawba	W	73-71
at Elon	W	88-55
at High Point	L	68-84
Atlantic Christian	L	67-69
West Virginia Tech (29)	L	93-111

Huntington (29)	W	95-82
Elon (29)	W	95-63
Atlantic Christian (NS)	L	79-87

1960-61

12-9 overall, 12-6 North State
Head Coach: Earl Smith

11/25 at Pfeiffer	W	71-67
11/26 at Guilford	W	86-60
12/01 at The Citadel	L	83-99
12/03 Catawba	W	80-63
12/06 High Point	L	58-60
12/09 Lenoir-Rhyne	W	90-67
12/14 at Appalachian	L	73-79
01/07 at Elon	W	78-77
01/09 Guilford	W	93-69
01/14 at Lenoir-Rhyne	L	65-92
01/16 at W. Carolina	W	83-72
01/21 Pfeiffer	W	79-64
01/27 W. Carolina	W	97-82
01/30 Appalachian	W	72-70
02/03 Atlantic Christian	L	61-62
02/08 at Catawba	L	64-81
02/11 Elon	W	105-88
02/15 at High Point	L	68-71
02/18 at Atlantic Christian	W	68-50
02/22 Atlantic Christian (NS)	L	71-72
02/24 Newberry (NAIA)	L	64-65

1961-62

15-12 overall, 11-6 North State
Head Coach: Earl Smith

12/01 Catawba	W	71-67
12/02 at The Citadel	L	73-85
12/06 at High Point	L	64-88
12/08 Lenoir-Rhyne	W	80-72
12/09 at Richmond	W	81-70
12/13 at Appalachian	W	74-68
12/15 at William & Mary	L	60-81
12/ 27 at Camp Lejeune (29)	W	100-75
12/28 Elon (29)	L	61-84
12/29 Bethel (29)	W	60-52
01/05 at Guilford	W	90-76
01/06 Elon	L	67-65
01/13 at Lenoir-Rhyne	L	48-58
01/15 at Western Carolina	W	95-71
01/26 Western Carolina	W	95-71
01/27 at Pfeiffer	W	91-84
01/30 Appalachian State	W	74-71
02/02 at Virginia Tech	L	86-111
02/03 Atlantic Christian	W	61-60
02/07 at Catawba	L	72-85
02/10 at Elon	L	66-78
02/12 Pfeiffer	L	66-70
02/14 High Point	W	81-66
02/17 at Atlantic Christian	W	61-60
02/19 Guilford	W	62-54
02/21 Catawba (CC)	L	76-81
Belmont Abbey (D)	L	53-57

1962-63

12-10 overall
Head Coach: Earl Smith

12/01 at VMI	W	76-66
12/04 High Point	W	75-56
12/07 Lenoir-Rhyne	L	56-63
12/08 at The Citadel	W	83-66
12/15 Belmont Abbey	W	57-39

12/28 High Point (27)	L	63-67
12/29 Pikeville (27)	W	93-71
12/31 Erksine	L	77-78
01/04 at Elon	W	73-64
01/05 at Davidson	L	61-71
01/12 at Lenoir-Rhyne	L	69-76
01/14 at Erksine	W	70-62
01/15 at Oglethorpe	L	58-63
01/19 at Richmond	W	62-50
01/26 Oglethorpe	L	58-63
02/02 Atlantic Christian	W	79-78
02/09 Elon	L	63-69
02/11 at William & Mary	L	66-81
02/13 at High Point	L	49-77
02/16 at Atlantic Christian	W	70-69
02/18 at Belmont Abbey	W	78-49
02/23 at Virginia Tech	L	73-81

1963-64

9-15 overall
Head Coach: Wendell Carr

12/03 at Richmond	L	67-71
12/04 at High Point	L	48-84
12/06 Lenoir-Rhyne	W	77-66
12/17 Frederick (29)	W	101-78
12/18 Wilmington (29)	W	87-70
12/19 Elon (29)	L	70-71
12/21 Davidson (30)	L	77-105
12/27 Oglethorpe (27)	L	59-66
12/28 Cumberland (27)	W	96-93
01/03 Oglethorpe	W	64-61
01/11 at Elon	L	57-82
01/13 at William & Mary	L	47-64
01/18 at Lenoir-Rhyne	W	62-57
01/20 Atlantic Christian	L	85-89
01/22 at Virginia Tech	L	68-72
01/28 at VMI	L	78-86
02/01 at Oglethorpe	W	64-61
02/03 at The Citadel	L	79-85
02/06 High Point	L	68-72
02/07 Pikeville	W	81-63
02/13 Belmont Abbey	W	77-58
02/15 Elon	L	60-66
02/18 at Davidson	L	45-105
02/22 at Atlantic Christian	L	71-88

1964-65

12-10 overall
Head Coach: Wendell Carr

12/01 High Point	L	59-69
12/04 Lenoir-Rhyne	W	59-58
12/05 at William & Mary	L	62-86
12/07 Arkansas State	W	84-68
12/16 at Atlantic Christian	W	107-96
12/19 Richmond*	W	81-79
12/28 at East Tennessee State	W	75-66
01/01 Chattanooga (27)	L	73-82
01/02 Berea (27)	W	89-69
01/09 Elon	W	67-60
01/15 The Citadel (28)	W	75-69
01/16 at Lenoir-Rhyne	L	63-79
01/23 at Virginia Tech	L	63-89
01/28 at Davidson*	L	68-82
01/30 at William & Mary*	L	58-61
02/04 at High Point	L	70-83
02/06 at Richmond*	L	65-66
02/08 at The Citadel*	W	81-71
02/11 East Tennessee St.	W	81-73



Year-By-Year Results

02/13	at Elon	L	66-72
02/17	Frederick	W	101-72
02/20	Atlantic Christian	W	113-96

1965-66

11-15 overall, 5-7 Southern

Head Coach: Wendell Carr

12/01	at High Point	L	60-69
12/03	Lenoir-Rhyne	W	90-74
12/07	East Tennessee St.	W	85-79
12/11	at Davidson*	L	82-90
12/13	at Arkansas State	L	68-70
12/14	at Murray State	L	84-104
12/18	Furman*	L	73-74
12/20	Georgetown (27)	L	84-86
12/21	Chattanooga (27)	W	99-89
12/30	at East Tenn.St.	L	82-94
01/04	The Citadel	W	68-66
01/06	at Frederick	W	73-64
01/10	Richmond*	W	76-72
01/12	at West Virginia*	L	76-98
01/15	at The Citadel	L (ot)	74-82
01/17	VMI*	W	87-85
01/20	at Virginia Tech	L	64-83
01/24	at Lenoir-Rhyne	L	60-62
01/29	at VMI	W	93-80
02/03	High Point	W	46-40
02/05	at William & Mary*	L	51-57
02/07	Atlantic Christian	W	108-75
02/12	G. Washington*	W	98-80
02/15	at G. Washington*	L	80-86
02/17	at Richmond*	L	88-100
SoCon Tournament - Charlotte			
02/24	Richmond	L	74-76

1966-67

7-17 overall, 4-8 Southern

Head Coach: Tom Quinn

12/01	at West Virginia*	L	55-59
12/03	at Furman*	L	58-68
12/07	East Tenn. State	L	55-56
12/10	at East Tenn. State	L	48-72
12/13	at William & Mary*	L	63-82
12/17	at Connecticut	L	60-89
12/20	at Dayton	L	66-89
01/04	at Atlantic Christian	L	76-86
01/07	VMI*	W	79-72
01/11	Richmond*	W	97-80
01/14	Old Dominion	W	79-73
01/16	The Citadel	W	80-72
01/18	at Virginia Tech	L	62-91
01/24	G. Washington	W	79-73
01/28	at VMI*	L	67-68
01/30	William & Mary*	L	72-84
02/01	High Point	W	71-70
02/08	at The Citadel*	L	91-105
Feb.11	at G. Washington*	L	78-93
02/13	at Richmond*	L	65-74
02/15	St. Francis	L	55-64
02/18	Virginia Tech	W	43-33
02/25	at Fairfield	L	67-91
SoCon Tournament - Charlotte			
03/02	West Virginia	L	53-82

1967-68

9-16, 6-7 Southern

Head Coach: Tom Quinn

12/01	St. Peter's	L	87-102
-------	-------------	---	--------

12/05	Old Dominion	L	90-94
12/08	Furman*	L	89-91
12/09	Atlantic Christian	W	104-79
12/15	at Richmond*	L	83-90
12/16	at St. Francis	L	69-113
12/30	East Tenn. State	W	67-65
01/03	at G. Washington*	W (4ot)	71-68
01/06	at Furman*	L	58-59
01/10	at William & Mary*	W	71-70
01/15	at The Citadel*	L	57-59
01/20	at N.C. State	L	67-83
01/22	at East Tenn. State	L	53-61
01/24	G. Washington*	W	98-72
01/27	West Virginia*	L	60-77
01/31	at High Point	L	77-83
02/03	at Florida State	L	100-110
02/07	Richmond*	L	78-102
02/10	William & Mary*	W	99-75
02/15	at VMI	L	64-69
02/17	at Toledo	L	55-72
02/19	The Citadel*	W (ot)	81-76
02/21	Washington & Lee*	W	100-73
02/24	VMI*	W	79-68
SoCon Tournament - Charlotte			
02/29	West Virginia	L	71-76

1968-69

17-11 overall, 9-2 Southern

Head Coach: Tom Quinn

11/30	at West Virginia	L	75-82
12/07	Atlantic Christian	W	126-111
12/11	at William & Mary*	W	77-66
12/14	Old Dominion	L	74-75
12/18	at South Carolina	L	61-75
12/21	G. Washington	W	88-83
12/26	Cornell (26)	W	74-67
12/27	Virginia (26)	L	79-88
12/28	Virginia Tech (26)	L (ot)	86-87
12/31	at Furman*	L	68-77
01/04	The Citadel*	W	75-64
01/08	East Tenn. State	W	89-80
01/11	William & Mary*	W	87-61
01/14	at Richmond*	W	75-69
01/18	Marshall	W	85-82
01/20	at VMI*	W	83-75
01/25	at St. Francis	L	70-100
01/30	at St. Peter's	L	76-96
02/03	at East Tenn. State	L	70-95
02/08	St. Francis	W	74-66
02/10	at G. Washington*	L	69-70
02/13	Richmond*	W	98-78
02/15	Fairfield	W	93-77
02/18	at The Citadel	W	97-68
02/22	VMI*	W	78-62
SoCon Tournament - Charlotte			
02/27	William & Mary	W	48-35
02/28	G. Washington	W	84-79
03/01	Davidson	L	76-102

1969-70

16-10 overall, 9-2 Southern

Head Coach: Tom Quinn

12/01	Western Carolina	W	102-57
12/03	Roanoke College	W	79-75
12/06	Atlantic Christian	W	106-97
12/10	South Carolina	L	49-68
12/13	at Richmond*	L	72-90
12/15	at Duke	L	65-80

12/17	at Wake Forest	L	52-53
12/26	Florida A & M (25)	W	71-57
12/27	Tampa (25)	L	78-89
01/01	Georgia Southern	W	88-71
01/03	at G. Washington	W	72-62
01/06	Furman*	W	81-66
01/10	VMI*	W	108-66
01/13	at Davidson*	L	76-91
01/15	at N.C. State	L	81-100
01/21	Belmont Abbey	W	82-68
01/24	at East Tenn. State	L	65-79
01/29	Richmond*	W	115-91
01/31	at VMI*	W	68-49
02/05	Jacksonville	L	94-111
02/07	at William & Mary*	W	98-88
02/09	Old Dominion	W	92-67
02/14	The Citadel*	W	84-71
02/18	William & Mary*	W	96-83
02/21	at The Citadel*	W	83-69

SoCon Tournament - Charlotte

02/26	Richmond	L	73-75
-------	----------	---	-------

1970-71

13-12, 7-4 Southern

Head Coach: Tom Quinn

12/04	G. Washington	L	79-80
12/07	Charleston Southern	W	119-92
12/09	at Davidson*	L	61-77
12/12	East Tennessee State	W	85-63
12/14	Roanoke College	W	100-68
12/16	at St. Francis (Pa.)	L	67-71
12/19	at Old Dominion	L	66-71
01/02	at Marshall	L	79-107
01/05	at Richmond*	W	79-63
01/09	at VMI*	W	71-63
01/13	Old Dominion	L	81-90
01/16	at Furman*	W	68-58
01/19	Davidson*	L	52-60
01/23	at William & Mary*	L	65-74
01/27	St. Francis (Pa.)	L	66-69
01/30	VMI*	W	78-67
02/01	St. Peter's	W	77-74
02/03	Belmont Abbey	W	84-56
02/06	Richmond*	W	82-81
02/08	Southern Miss	W	103-81
02/13	at The Citadel*	L	57-81
02/20	William & Mary*	W	67-56
02/22	at Jacksonville	L	69-127
02/27	The Citadel*	W	81-67

SoCon Tournament - Charlotte

03/04	Richmond	L	67-69
-------	----------	---	-------

1971-72

14-15, 7-5 Southern

Southern Conference Tournament Champions

Head Coach: Tom Quinn

12/01	at West Virginia	L	86-103
12/04	Jacksonville	L	68-77
12/08	Davidson*	W	67-57
12/11	at Duke	L	62-71
12/18	at The Citadel*	L	86-89
12/29	Loyola of La. (24)	L	68-87
12/30	Connecticut (24)	W	74-64
12/31	at Dayton	L	72-86
01/03	at Southern Miss	W	96-86
01/06	Richmond*	L	67-68
01/08	VMI*	W	62-57
01/12	at St. Peter's	L	80-98



Year-By-Year Results

01/15	Furman*	W	82-73
01/20	Appalachian State*	W	89-82
01/22	William & Mary*	W	79-71
01/29	at VMI*	W	66-56
02/01	at Davidson*	L	79-92
02/05	at Furman*	L	84-107
02/09	at Richmond*	W	80-74
02/12	The Citadel*	W	91-83
02/14	St. Francis (Pa.)	W	67-56
02/17	Old Dominion	L	79-92
02/19	at William & Mary*	L	64-67
02/22	at G. Washington	L	74-84
02/26	at N.C. State	L	57-92

SoCon Tournament - Greenville, S.C.

03/02	The Citadel	W	80-71
03/03	Davidson	W	81-77
03/04	at Furman	W(ot)	77-75

NCAA Tournament - Princeton, N.J.

03/11	Villanova	L	70-85
-------	-----------	---	-------

1972-73

13-13, 7-7 Southern

Head Coach: Tom Quinn

11/28	Baltimore	W	78-58
12/05	at Davidson*	L	80-100
12/09	Appalachian State*	W	84-69
12/12	at Duke	L	74-108
12/14	at St. Francis (Pa.)	W	76-73
12/16	at The Citadel*	L	54-55
12/28	at La.-Monroe (23)	W	83-75
12/29	Mississippi State (23)	L	64-69
01/04	at Richmond*	L	75-84
01/06	VMI*	W	81-63
01/13	at Furman*	L	60-84
01/17	George Washington	W	59-58
01/20	William & Mary*	W	73-68
01/20	at Jacksonville	L	61-100
01/27	at VMI*	W	71-45
01/31	Davidson*	L	62-73
02/03	Furman*	W	61-57
02/05	St. Peter's	W	83-77
02/07	Richmond*	W	69-64
02/10	at Appalachian State	L	79-88
02/13	at N.C. State	L	70-105
02/17	at William & Mary*	L	69-80
02/20	at Old Dominion	L	53-67
02/24	The Citadel*	W	80-72

SoCon Tournament - Richmond, Va.

03/01	at Richmond	W	92-62
03/02	Furman	L	60-68

1973-74

13-12 overall, 8-6 Southern

Head Coach: Tom Quinn

11/30	UNC Wilmington	W	69-63
12/01	at Duke	L	69-82
12/05	at N.C. State	L	47-79
12/08	Davidson*	W	104-91
12/13	Fairleigh Dickinson	W	77-73
12/15	at The Citadel*	L	63-69
12/29	at Marshall	L	81-92
01/04	at American (22)	L	75-82
01/05	Lehigh (22)	W	60-47
01/09	at Richmond*	L	68-79
01/12	at VMI*	W	59-58
01/14	Appalachian State*	W	53-52
01/19	at William & Mary*	W	70-67
01/23	St. Peter's	W	84-75

01/26	VMI*	W	57-55
01/28	Furman*	L	80-89
01/30	Old Dominion	L	78-80
02/02	at Furman*	L	70-72
02/06	Buffalo State	W	89-61
02/09	William & Mary*	W	93-63
02/11	at Appalachian State*	W	76-68
02/16	at Davidson*	L	82-94
02/20	Richmond*	L	68-76
02/23	The Citadel*	W	78-66

SoCon Tournament - Richmond, Va.

02/27	William & Mary	L (2ot)	67-75
-------	----------------	---------	-------

1974-75

19-9 overall, 11-3 Southern

Head Coach: Dave Patton

11/30	at N.C. State	L	81-98
12/04	at Duke	L	73-79
12/07	at Alabama	L	86-99
12/10	VMI*	W	73-68
12/14	UNC Wilmington	W	84-81
12/17	Georgia State	W	88-79
12/21	Mercer	W	121-82
01/04	The Citadel*	W	111-81
01/08	at St. Peter's	W	95-92
01/10	Baylor (21)	W	73-57
01/11	at Connecticut (21)	L	77-79
01/15	Appalachian State*	W	78-68
01/18	William & Mary*	W	66-62
01/20	at Davidson*	W	110-91
01/22	at Richmond*	W	101-80
01/25	at VMI*	W	82-80
01/28	at Old Dominion	W	71-69
02/01	at Furman*	L	76-86
02/05	at Appalachian State*	L	71-78
02/08	Davidson*	W	101-91
02/10	Furman*	L	70-71
02/15	at William & Mary*	W (2ot)	68-66
02/19	Richmond*	W	100-76
02/22	at The Citadel*	W	87-84
02/24	Western Carolina	W	81-76

SoCon Tournament - Greenville, N.C.

03/01	The Citadel	W	78-66
-------	-------------	---	-------

SoCon Tournament - Greenville, S.C.

03/05	William & Mary	L	66-69
-------	----------------	---	-------

Collegiate Commissioners Tourn. - Louisville, Ky.

03/12	Arizona	L	78-94
-------	---------	---	-------

1975-76

11-15 overall, 7-7 Southern

Head Coach: Dave Patton

11/29	at Maryland	L	84-127
12/03	at N.C. State	L	81-117
12/06	at VMI*	L	56-73
12/10	at Duke	L	74-93
12/13	Davidson*	W	85-82
12/18	UNC Wilmington	W	64-52
12/20	The Citadel*	W	68-67
12/29	at Rollins (20)	L	73-96
12/30	Marshall (20)	W	70-67
01/02	The Citadel*	W	81-76
01/07	Old Dominion	L	70-95
01/10	Furman*	W	72-68
01/12	at Richmond*	L	71-88
01/14	at Appalachian State	L	48-50
01/17	at William & Mary	L	58-65
01/21	Richmond*	W	85-75
01/24	VMI*	L	60-74

01/27	at St. Peter's	L	67-83
01/31	at Davidson*	W	88-82
02/03	William & Mary*	L	54-56
02/14	Appalachian State*	W	84-66
02/16	at Furman*	L	76-83
02/17	at Mercer	L	68-86
02/21	Georgia Southern	W	91-85
02/23	Western Carolina	W	75-62

SoCon Tournament - Greenville, S.C.

02/28	Appalachian State	L	72-79
-------	-------------------	---	-------

1976-77

10-18 overall, 3-9 Southern

Head Coach: Dave Patton

11/29	UNC Asheville	W	78-58
12/01	Western Carolina	W	70-62
12/04	VMI*	L	70-78
12/08	at Maryland	L	69-80
12/11	UNC Wilmington	W	56-54
12/16	Georgia Southern	W	89-78
12/18	The Citadel*	L	62-70
12/29	Duke (19)	L	65-88
12/30	at N.C. State (19)	L	69-92
01/04	New Hampshire	W	76-65
01/08	at Richmond*	L	62-72
01/11	at Davidson*	W	51-49
01/15	Appalachian State*	W	66-54
01/18	at William & Mary*	L	54-79
01/22	at VMI*	L	58-67
01/24	at Furman*	L	89-100
01/26	Old Dominion	L	74-86
01/29	Davidson*	W	76-56
02/05	at Western Carolina	L	53-66
02/07	at Old Dominion	L	78-87
02/10	William & Mary*	L	66-70
02/12	at Appalachian State*	L	60-63
02/14	at Georgia Southern	L	57-64
02/16	Furman*	L	66-74
02/19	at The Citadel*	L	72-75
02/23	Mercer	W	76-70

SoCon Tournament - Williamsburg, Va.

02/26	at William & Mary	W	79-76
-------	-------------------	---	-------

SoCon Tournament - Roanoke, Va.

02/27	VMI	L	77-88
-------	-----	---	-------

1977-78

9-17 overall

Head Coach: Larry Gillman

11/26	at Indiana	L	59-75
12/01	UNC Wilmington	L	66-92
12/05	Alderson-Broaddus	W	102-95
12/07	at Maryland	L	106-130
12/09	LaSalle (18)	L (ot)	95-96
12/10	Boston College (18)	L	75-86
12/17	at N.C. State	L	80-106
01/04	at South Carolina	L	72-90
01/07	at William & Mary	W	58-56
01/10	St. Peter's	W	90-77
01/17	William & Mary	L	76-77
01/19	Iona	L	74-96
01/21	UNC Asheville	L	92-101
01/23	at Chattanooga	L	101-110
01/25	at Georgia Southern	W	86-85
01/28	at Duke	L	82-102
01/31	Old Dominion	L	81-112
02/04	Richmond	L	80-82
02/06	Chattanooga	W	73-72
02/09	at UNC Wilmington	W	90-85



Year-By-Year Results

02/11	USC Aiken	W	87-80
02/14	at Old Dominion	W	78-72
02/20	Georgia Southern	L	83-88
02/22	at Richmond	W	71-53
02/25	at Mercer	L	75-92
03/01	at Virginia Tech	L	77-95

1978-79

12-15 overall

Head Coach: Larry Gillman

11/25	UNC Asheville	W	89-73
11/27	St. Leo's	W	91-78
12/02	at William & Mary	L	54-60
12/05	at Tennessee	L	71-89
12/08	Indiana State (16)	L	79-102
12/09	Stetson (16)	L	82-107
12/12	Lynchburg	W	75-68
12/16	at Maryland	L	71-82
12/29	Manhattan (17)	W	74-71
12/30	at Connecticut (17)	L	68-80
01/02	at Iona	W	76-75
01/10	South Carolina	W	56-55
01/13	VCU	L (ot)	83-85
01/15	at Chattanooga	L	67-91
01/18	Detroit	L	69-81
01/23	at N.C. State	L	88-104
01/25	UNC Wilmington	W	92-79
01/27	at Georgia Tech	W(ot)	66-64
01/30	William & Mary	W (2ot)	61-59
02/03	Old Dominion	L (2ot)	85-90
02/07	at VCU	L (ot)	84-86
02/10	USC Aiken	W	103-72
02/13	at UNC Wilmington	W	78-70
02/15	Chattanooga	L (ot)	77-78
02/17	Georgia Tech	L	68-82
02/19	at Old Dominion	W	99-84
02/26	at Notre Dame	L	72-89

1979-80

16-11 overall

Head Coach: Dave Odom

11/30	VCU (14)	L	71-72
12/01	West Virginia Tech (14)	W	92-79
12/04	Lynchburg	W	65-64
12/05	Maine	W (ot)	67-65
12/08	at Duke	L	73-92
12/10	USC Aiken	W	96-64
12/15	James Madison	W	61-58
12/18	Old Dominion	L	65-70
12/21	Northern Arizona (15)	L	60-64
12/22	Kent State (15)	W	(forfeit)
01/02	at N.C. State	L	68-83
01/05	UNC Asheville	W	52-51
01/07	at Oral Roberts	L	82-83
01/10	at Charleston Southern	W	99-77
01/12	Atlantic Christian	W	72-63
01/14	at James Madison	L	52-63
01/21	Charleston Southern	W	66-54
01/26	UNC Wilmington	W	66-54
02/02	at Detroit	L	65-69
02/07	at South Carolina	W	86-84
02/09	Illinois State	W (ot)	70-67
02/11	Delaware State	W	89-79
02/13	at Maryland	L	72-85
02/16	at UNC Wilmington	L	62-71
02/20	at Old Dominion	L	75-89
02/27	Campbell	W	53-52
03/01	Wisc.-Milwaukee	W (ot)	96-86

1980-81

12-14 overall

Head Coach: Dave Odom

11/29	at Ohio University	W	70-65
12/03	at Maine	L	81-112
12/06	Texas Wesleyan	W	90-83
12/08	Berry	W	75-58
12/13	at Penn State	L	59-71
12/19	Detroit (12)	L	63-72
12/20	Brown (12)	L	71-80
12/29	Iowa State (13)	L	73-80
12/30	Brown (13)	L	59-69
01/03	Campbell	W	75-65
01/06	at UNC Wilmington	W	72-64
01/08	UNC Asheville	W (ot)	70-69
01/10	Texas-Pan American	L	67-82
01/12	Richmond	L	63-80
01/14	Atlantic Christian	W	81-58
01/20	at Charlotte	W (ot)	65-64
01/24	at N.C. State	L	52-77
01/26	Charleston Southern	W (ot)	65-59
01/28	at Old Dominion	L	67-76
02/02	Samford	W	75-50
02/04	Campbell (11)	W	81-59
02/09	at Pan American	L	75-86
02/12	Delaware State	L	63-68
02/16	UNC Wilmington	L	55-57
02/21	at Richmond	W	67-65
02/28	at Illinois State	L	41-64

1981-82

10-17 overall, 2-8 ECAC South

Head Coach: Dave Odom

11/28	Ohio University	W	72-54
12/04	at Missouri (9)	L	55-87
12/05	Canisius (9)	L	66-73
12/07	Campbell	W	66-61
12/18	Long Island (10)	L	72-82
12/19	Manhattan (10)	L	54-60
12/22	at Duke	L	57-70
12/30	at George Mason*	W	66-64
01/04	at Charleston Southern	W	70-56
01/06	William & Mary*	W	61-58
01/09	at James Madison*	L	50-72
01/11	Western Illinois	W	85-69
01/14	UNC Wilmington	L	49-58
01/20	Campbell (11)	L	60-62
01/23	at N.C. State	L	53-63
01/27	Charlotte	W	71-68
01/30	Richmond*	L	71-81
02/04	Charleston Southern	W	88-62
02/10	Old Dominion	L	73-80
02/13	at UNC Wilmington	W	68-66
02/15	Eastern Illinois	W	78-54
02/17	James Madison*	L	43-61
02/20	at Navy*	L	76-88
02/22	George Mason*	L	57-70
02/24	at Richmond*	L	63-89
02/27	at William & Mary*	L	61-80
ECAC-South Tournament - Norfolk, Va.			
03/04	Richmond	L	42-49

1982-83

16-13, 3-7 ECAC-South

Head Coach: Charlie Harrison

11/27	at Duke	L	65-70
12/01	Christopher Newport	W	96-62
12/04	at Samford	W	87-81

12/08	at N.C. State	L	49-57
12/17	at SW Louisiana (8)	L	55-83
12/18	Grambling (8)	W	64-61
12/28	New Hampshire	W	72-64
12/30	at George Mason*	L	68-69
01/04	at Virginia Tech	L	72-84
01/08	James Madison*	W	43-41
01/10	Campbell (2)	W	67-54
01/12	William & Mary*	L	51-72
01/15	at Richmond*	L	56-68
01/17	Charleston Southern	L	56-64
01/19	South Carolina	W	58-48
01/22	Campbell	W	73-55
01/24	at UNC Wilmington	W (ot)	50-47
01/29	at Navy*	L	58-60
01/31	at Charlotte	W	66-64
02/05	George Mason*	L (ot)	58-59
02/09	at William & Mary*	L	54-70
02/12	at Charleston Southern	W	73-59
02/16	Richmond*	W	79-75
02/19	Navy*	W	68-67
02/23	at James Madison*	L	56-76
02/26	UNC Wilmington	W	70-60
03/03	Penn State-Behrend	W	76-60

ECAC-South Tournament - Richmond, Va.

03/10	George Mason	W	68-65
03/11	William & Mary	L	45-48

1983-84

4-24, 1-9 ECAC South

Head Coach: Charlie Harrison

11/26	Campbell	W	75-66
11/30	Christopher Newport	W	59-43
12/03	at VCU	L	44-75
12/10	at Duke	L	64-80
12/17	Drexel	L	51-53
12/20	at Bradley (7)	L	41-66
12/21	North Texas State (7)	L	58-62
12/28	at Boston University	L	47-58
01/02	Charlotte	L	57-67
01/07	at Northeastern	L	61-69
01/09	at George Mason*	L	66-83
01/14	at William & Mary*	L	48-64
01/19	Francis Marion	L	49-50
01/21	Richmond*	L	55-61
01/25	UNC Wilmington	W	44-43
01/28	at James Madison*	L	57-71
01/30	at Navy*	L	61-79
02/04	George Mason*	W	70-68
02/06	at Eastern Illinois	L	58-78
02/08	at Western Illinois	L	62-65
02/11	William & Mary*	L	52-67
02/14	Howard	L	57-71
02/18	at Richmond*	L	50-60
02/20	Navy*	L	56-66
02/25	at UNC Wilmington	L	47-70
02/29	at Campbell (2)	L	63-73
03/03	James Madison*	L	54-61

ECAC-South Tournament - Harrisonburg, Va.

03/08	William & Mary	L	32-47
-------	----------------	---	-------

1984-85

7-21, 1-13 ECAC-South

Head Coach: Charlie Harrison

11/27	Central Conn. State	W	58-53
11/29	VCU	L	61-72
12/04	at Drexel	L	73-80
12/08	Christopher Newport	W	104-47



Year-By-Year Results

12/13	at Campbell	W	58-56
12/19	at Wake Forest	L	57-83
12/28	at Tulsa (6)	L	63-86
12/29	North Texas State (6)	W	70-65
01/03	Boston University	W	75-62
01/07	George Mason*	L	69-81
01/09	at Duke	L	63-87
01/12	William & Mary*	L	53-67
01/19	at Richmond*	L	50-63
01/21	at Howard	L	46-48
01/26	Navy*	L	67-68
01/28	James Madison*	L	65-74
02/02	at George Mason*	L	59-86
02/07	at UNC Wilmington*	L	53-67
02/09	at William & Mary*	L	71-80
02/11	American*	L	62-79
02/13	Winthrop	W	74-66
02/16	Richmond*	L	60-63
02/18	at Navy*	L	66-76
02/21	at American*	L	79-88
02/23	UNC Wilmington	W	78-61
02/27	Campbell	L	58-60
03/02	at James Madison*	L	61-77
ECAC-South Tournament - Williamsburg, Va.			
03/07	Navy	L	73-94

1985-86

12-16 overall, 6-8 CAA

Head Coach: **Charlie Harrison**

11/25	Campbell	W	69-62
12/02	at Duke	L	66-98
12/04	Edinboro	W	63-58
12/11	Longwood	W	68-60
12/14	Winthrop	W	77-69
12/20	at Kentucky (4)	L	52-86
12/21	Southern Methodist (4)	L	62-71
12/27	Cornell (5)	L (ot)	53-54
12/28	Bucknell (5)	L (ot)	61-68
01/04	American*	W	70-62
01/06	Navy*	L	62-67
01/08	at Campbell	W	58-47
01/11	at Richmond*	L	52-60
01/13	at William & Mary*	W	54-52
01/18	at UNC Wilmington*	L	54-68
01/20	at Penn State	L	57-85
01/25	George Mason*	W	75-67
01/27	James Madison*	W	51-48
02/01	at American*	W	65-63
02/03	at Navy*	L	56-71
02/05	at Wake Forest	L	60-65
02/08	Richmond*	L	52-71
02/10	William & Mary*	W	52-47
02/15	UNC Wilmington*	L	67-75
02/19	Central Conn. State	W	97-68
02/22	at George Mason*	L	69-70
02/24	at James Madison*	L	73-86

CAA Tournament - **Wilmington, N.C.**

03/01	at UNC Wilmington	L	54-75
-------	-------------------	---	-------

1986-87

12-16, 4-10 CAA

Head Coach: **Charlie Harrison**

11/29	Edinboro	W	109-78
12/01	at South Carolina	W	67-57
12/03	at Duke	L	65-103
12/06	Campbell	W	76-60
12/08	Northeastern	W	74-70
12/12	Southern Illinois (3)	W	89-71

12/13	at Indiana (3)	L	68-96
12/17	at Campbell	W (ot)	88-77
12/30	Penn State - Behrend	L	67-69
01/03	at American*	L	70-62
01/05	at Navy*	L	66-91
01/07	Longwood	W	88-56
01/10	Richmond*	W	78-70
01/12	William & Mary*	W	56-52
01/17	UNC Wilmington*	L	70-85
01/20	at Central Conn. State	L	64-81
01/24	at George Mason*	L	74-79
01/28	at VCU	W	57-56
01/31	American*	W	71-56
02/02	Navy*	L	60-76
02/07	at William & Mary*	L	65-69
02/09	at Richmond*	L	60-62
02/14	at UNC Wilmington*	L	51-61
02/16	at Winthrop	L	52-66
02/21	George Mason*	L	60-67
02/23	James Madison*	W	74-68
CAA Tournament - Hampton, Va.			
02/28	UNC Wilmington	L	58-59

1987-88

8-20, 3-11 CAA

Head Coach: **Mike Steele**

11/28	Longwood	W	65-57
11/30	at Duke	L	45-94
12/08	Campbell	W	61-54
12/10	at Maryland	L	59-75
12/12	VCU	L	70-75
12/19	at Radford	L	75-77
12/28	at Vanderbilt (1)	L	63-99
12/29	Miami, Ohio (1)	W	86-63
01/02	Winthrop	W	52-45
01/04	at UMBC	L	73-84
01/09	at George Mason*	L	63-77
01/11	at James Madison*	W	68-65
01/13	South Carolina	L	51-78
01/16	Navy*	W	61-49
01/19	American*	L (ot)	69-75
01/23	at Richmond*	L	79-84
01/27	William & Mary*	L	63-70
01/30	at UNC Wilmington*	L	69-71
02/01	Campbell (2)	L	50-77
02/06	George Mason*	L	64-67
02/08	James Madison*	W	70-66
02/13	at Navy*	L (ot)	88-90
02/15	at American*	L	69-76
02/20	Richmond*	L	64-68
02/22	Atlantic Christian	W	77-57
02/24	at William & Mary*	L	62-88
02/27	UNC Wilmington*	L	60-65

CAA Tournament - **Hampton, Va.**

03/05	Richmond	L	41-67
-------	----------	---	-------

1988-89

15-14, 6-8 CAA

Head Coach: **Mike Steele**

11/26	NC Wesleyan	W	91-65
11/28	UNC Greensboro	W	68-49
11/30	at Duke	L	46-95
12/03	Campbell	W	86-72
12/07	at South Carolina	L	67-75
12/10	Radford	L	75-88
12/15	at Winthrop	W	75-67
12/20	at Mississippi State	L	79-88
12/27	UMBC	W	97-78

12/30	TCU	W	80-74
01/04	at Georgia Tech	L	69-72
01/07	at William & Mary*	W	75-59
01/11	at Richmond*	L	56-83
01/14	James Madison*	W	62-57
01/16	George Mason*	L	74-86
01/21	at American*	L	68-82
01/23	at Navy*	W	70-63
01/28	at UNC Wilmington*	L	66-81
02/01	William & Mary*	W	73-68
02/04	Richmond*	L	54-56
02/08	at George Mason*	L	65-83
02/11	at James Madison*	L	61-74
02/16	Campbell (2)	W	65-60
02/18	American*	W	66-60
02/20	Navy*	W	67-58
02/22	Liberty	W	69-60
02/26	UNC Wilmington*	L	58-65

CAA Tournament - **Hampton, Va.**

03/04	American	W	76-58
03/05	George Mason	L	58-65

1989-90

13-18, 6-8 CAA

Head Coach: **Mike Steele**

11/25	Appalachian State	L	59-69
11/27	NC Wesleyan	L	69-70
11/29	at UNC Greensboro	W	60-57
12/04	Francis Marion	W	60-46
12/07	at Liberty	W	50-47
12/10	at Radford	W	64-52
12/14	Campbell	W	72-62
12/19	Mississippi State	L	63-72
12/22	East Tennessee State (33)	L	80-86
12/23	George Mason (33)	L	63-79
12/24	Cornell (33)	W	81-59
12/27	at New Mexico	L	51-88
12/30	at TCU	L	55-77
01/06	Navy*	W	75-55
01/08	George Mason*	W	56-63
01/13	at American*	L	50-60
01/15	at James Madison*	L (2ot)	63-67
01/20	William & Mary*	W	72-64
01/24	at Richmond*	L	54-71
01/27	UNC Wilmington*	W	72-56
01/29	UMBC	W	71-49
02/03	at Navy*	W	85-69
02/05	at George Mason*	L	56-76
02/08	Campbell (2)	L	50-59
02/10	American*	W	59-54
02/12	James Madison*	L	55-60
02/14	at Duke	L	51-84
02/17	at William & Mary*	L	71-74
02/21	Richmond*	W (ot)	81-78
02/24	at UNC Wilmington*	L	57-68

CAA Tournament - **Richmond, Va.**

03/03	George Mason	L	62-66
-------	--------------	---	-------

1990-91

12-16 overall, 4-10 CAA

Head Coach: **Mike Steele**

11/24	NC Wesleyan	W	108-68
11/26	at Duke	L	82-125
11/30	at Purdue (34)	L	49-78
12/01	Loyola (Chicago) (34)	W	79-58
12/08	at Appalachian State	L	79-88
12/15	Campbell	W	86-55
12/17	College of Charleston	W	65-51



Year-By-Year Results

12/22	Radford	W	83-74
12/29	at Old Dominion	L (2ot)	78-79
01/02	Georgia Southern	W	60-59
01/05	at Navy*	W	97-81
01/07	at American*	L	83-92
01/12	James Madison*	L	68-72
01/14	George Mason*	L	72-74
01/19	at William & Mary*	L	62-74
01/23	Richmond*	L	64-71
01/26	at UNC Wilmington*	W	67-51
01/30	Liberty	W	64-49
02/02	American*	L	60-63
02/04	Navy*	W	75-66
02/06	at Georgia Southern	L	68-80
02/09	at James Madison*	L	65-88
02/11	at George Mason*	L	58-78
02/14	Campbell (2)	W	55-52
02/16	William & Mary*	L	55-64
02/20	at Richmond*	L	50-65
02/23	UNC Wilmington*	W	63-56
CAA Tournament - Richmond, Va.			
03/02	Richmond	L	62-86

1991-92

10-18 overall, 4-10 CAA

Head Coach: Eddie Payne

11/25	at Duke	L	75-103
11/30	Appalachian State	W (ot)	79-76
12/02	Longwood	W	100-61
12/04	NC Wesleyan	W	84-71
12/06	at Cincinnati	L	69-105
12/18	at Tennessee	L	58-93
12/20	Carson-Newman	W	84-57
01/02	Campbell	W	105-67
01/06	at Dayton	L	49-61
01/11	Richmond*	L	62-65
01/13	James Madison*	L (ot)	77-81
01/15	at Campbell (2)	L	72-80
01/18	at American*	L	79-80
01/20	at George Mason*	L (ot)	78-81
01/23	at Virginia Tech	L	44-57
01/25	Old Dominion*	L	72-80
01/29	at William & Mary*	W	66-59
02/01	UNC Wilmington*	W	80-65
02/03	at College of Charleston	L	68-72
02/08	at Richmond*	L	64-89
02/10	at James Madison*	L	48-86
02/15	American*	L	66-69
02/17	George Mason*	W	74-68
02/22	at Old Dominion*	L	83-89
02/26	William & Mary*	W	79-75
02/29	at UNC Wilmington*	L	66-81
03/02	Virginia Tech	W (ot)	78-76
CAA Tournament - Richmond, Va.			
03/07	American	L	69-76

1992-93

13-17, 4-10 CAA

CAA Tournament Champions

Head Coach: Eddie Payne

12/01	St. Andrews	W	65-48
12/08	Charlotte	L	59-62
12/12	Tennessee Tech	W	109-94
12/18	Southeastern La. (35)	W	72-65
12/19	at Toledo (35)	W (ot)	72-61
12/22	at Colorado State	L	66-78
12/30	at Tennessee Tech	L	77-95
01/02	at Virginia Tech	L (ot)	67-76

01/04	at Appalachian State	L	74-76
01/09	at James Madison*	L	82-98
01/11	at Richmond*	L	65-74
01/16	American*	L	64-89
01/18	George Mason*	W	68-64
01/21	Florida Atlantic	W	74-60
01/25	at Old Dominion*	L	60-80
01/27	William & Mary*	L	65-81
01/30	at UNC Wilmington*	L (2ot)	72-77
02/01	at Alabama	L	54-59
02/06	James Madison*	W	58-57
02/08	Richmond*	L	63-72
02/13	at George Mason*	W	81-51
02/15	at American*	L	57-67
02/18	Virginia Tech	W	66-49
02/20	Old Dominion*	L	60-73
02/24	at William & Mary*	W	74-53
02/27	UNC Wilmington*	L	66-79
CAA Tournament - Richmond, Va.			
03/06	Old Dominion	W	73-67
03/07	UNC Wilmington	W	55-50
03/08	James Madison	W	54-49
NCAA Tournament - Winston-Salem, N.C.			
03/18	North Carolina	L	65-85

1993-94

15-12, 7-7 CAA

Head Coach: Eddie Payne

11/29	at Charlotte	L	62-85
12/03	Columbia (36)	W	78-51
12/04	at Mount St. Mary's (36)	L	70-75
12/06	Campbell	W	73-55
12/16	Furman	W	92-61
12/18	at Campbell	W (ot)	75-72
12/22	Appalachian State	W	79-58
12/30	Eastern Michigan (37)	W	76-69
12/31	at Wis.-Green Bay (37)	L	43-60
01/03	Western Carolina	W	82-67
01/08	American*	W	77-65
01/10	George Mason*	W	86-72
01/15	at Old Dominion*	L	62-79
01/17	Fairfield	W	77-65
01/19	at William & Mary*	L	82-86
01/22	at Richmond*	L	72-80
01/26	James Madison*	L	68-70
01/29	UNC Wilmington*	W	64-61
02/02	at Furman	L	80-85
02/05	at George Mason*	W	83-75
02/07	at American*	W	73-62
02/12	Old Dominion*	L	72-75
02/14	William & Mary*	W	80-63
02/19	at James Madison*	L	74-79
02/23	Richmond*	W (ot)	81-77
02/26	at UNC Wilmington*	L	76-85
CAA Tournament - Richmond, Va.			
03/05	Richmond	L	55-58

1994-95

18-11 overall, 7-7 CAA

Head Coach: Eddie Payne

11/26	Angelo State (38)	W	89-54
11/28	at Appalachian State	W	80-78
12/03	at Georgia Tech	L	74-100
12/06	at Campbell (2)	L	56-74
12/10	at Western Carolina	W	78-69
12/19	Eastern Illinois (39)	W	69-63
12/20	Northern Arizona (39)	W	78-56
12/30	at East Tennessee State	W	77-68

01/04	at SW Missouri State	L	38-51
01/06	East Tennessee State	W	80-76
01/09	at William & Mary*	L	73-80
01/11	Illinois State	W	64-57
01/14	James Madison*	L (ot)	69-71
01/16	Campbell	W	94-70
01/18	Richmond*	W	69-67
01/21	at George Mason*	W	84-70
01/23	at American*	W	81-72
01/26	Coastal Carolina	W	85-62
01/28	at UNC Wilmington*	L	57-65
01/31	at Old Dominion*	L	66-69
02/04	American*	L	65-79
02/06	George Mason*	W	84-82
02/11	at Richmond*	W	59-58
02/15	at James Madison*	L	87-92
02/18	William & Mary*	W	85-53
02/20	Old Dominion*	L	73-81
02/22	Charlotte	W	89-77
02/25	UNC Wilmington*	W	62-46
CAA Tournament - Richmond, Va.			
03/04	American	L	67-75

1995-96

17-11 overall, 8-8 CAA

Head Coach: Joe Dooley

11/25	Elon	W	89-74
12/02	at Charlotte	L	65-80
12/04	at Wofford	W	68-58
12/09	at Coastal Carolina	W	74-62
12/18	Campbell	W	62-57
12/20	Colorado State	W (ot)	80-72
12/23	Missouri State	W (ot)	62-59
12/30	at Illinois State	L	52-64
01/04	at James Madison*	W	62-56
01/06	at George Mason*	L	76-80
01/09	Appalachian State	W	63-39
01/13	VCU*	W	73-72
01/16	at American*	L	75-85
01/20	Old Dominion*	W	72-67
01/24	Richmond*	W	81-65
01/27	UNC Wilmington	W	45-44
01/29	at William & Mary*	W	71-65
01/31	at Richmond*	W	66-58
02/03	American*	L	73-89
02/05	George Mason*	L	78-92
02/10	at VCU*	L	71-80
02/14	William & Mary*	W	88-78
02/19	Wofford	W	79-60
02/21	James Madison*	L	70-72
02/24	at UNC Wilmington*	L	45-67
02/26	at Old Dominion*	L	57-81
CAA Tournament - Richmond, Va.			
03/02	American	W	76-60
03/03	at VCU	L	60-75

1996-97

17-10 overall, 9-7 CAA

Head Coach: Joe Dooley

11/23	at Fairfield	W	81-64
11/26	at Appalachian State	W	57-48
11/30	Boston University (40)	L	66-68
12/02	at Campbell	W	83-60
12/04	Jacksonville State	W	64-49
12/14	Louisiana	W	65-56
12/17	at Georgia	L	60-73
12/19	Saint Joseph's	W	68-64
12/28	Armstrong State	W	77-54



Year-By-Year Results

01/02	William & Mary*	W	77-58
01/04	American*	W	66-60
01/06	George Mason*	W	80-74
01/11	at Old Dominion*	L	70-79
01/15	at VCU*	W	65-61
01/18	Richmond*	W	69-64
01/21	James Madison*	L	55-59
01/25	at UNC Wilmington*	L	51-57
01/29	Old Dominion*	W	78-63
02/01	at George Mason*	W	85-81
02/03	at American*	L	61-63
02/10	at Jacksonville State	W	82-54
02/12	VCU*	L (ot)	66-73
02/15	at James Madison*	L	60-63
02/17	at Richmond*	L	70-78
02/22	UNC Wilmington*	W	57-53
02/24	at William & Mary*	W	59-58

CAA Tournament - Richmond, Va.

03/01	James Madison	L (2ot)	67-69
-------	---------------	---------	-------

1997-98

10-17 overall, 5-11 CAA

Head Coach: Joe Dooley

11/15	at West Virginia	L	66-87
11/18	at Saint Louis	L	58-70
11/22	at UNC Asheville	L	61-69
11/25	at Saint Joseph's	W	81-78
11/29	Ferrum	W	85-46
12/06	Campbell	W	74-62
12/08	at Louisiana	W	67-64
12/13	Georgia	L	54-55
12/20	UNC Asheville	L	57-61
01/03	at George Mason*	L	51-66
01/05	at American*	L	63-76
01/07	at James Madison*	W	90-60
01/10	William & Mary*	L	63-72
01/14	Liberty	W	74-63
01/17	Richmond*	W	77-67
01/22	at VCU*	L	54-60
01/24	UNC Wilmington*	L	52-63
01/28	Old Dominion*	W	85-71
02/02	George Mason*	L (ot)	73-79
02/04	at Richmond*	L	64-79
02/07	VCU*	W	83-79
02/09	American*	W	72-62
02/14	at Old Dominion*	L	61-66
02/16	James Madison*	L	51-57
02/18	at William & Mary*	L	69-74
02/21	at UNC Wilmington*	L	74-84

CAA Tournament - Richmond, Va.

02/25	at VCU*	L	62-65
-------	---------	---	-------

1998-99

13-14 overall, 7-9 CAA

Head Coach: Joe Dooley

11/14	at Jacksonville State	L	53-61
11/21	vs. Campbell	W	77-49
11/24	Louisiana	W	75-69
11/28	at Liberty	W	80-56
11/30	Appalachian State	L	67-68
12/05	American*	W	64-58
12/08	at Green Bay	L	36-63
12/12	Evansville	W	82-79
12/19	at South Carolina	W	56-34
12/22	at Georgia	L	65-82
12/28	Francis Marion	W	75-65
01/02	at Richmond*	L	60-83
01/06	VCU*	W	71-66

01/09	at James Madison*	L (ot)	57-73
01/13	Old Dominion*	L	51-54
01/16	at William & Mary*	L	66-69
01/18	George Mason*	W	60-58
01/23	at UNC Wilmington*	L	59-70
01/30	William & Mary*	W	61-56
02/01	at Old Dominion*	W	67-62
02/03	James Madison*	L	61-64
02/10	at VCU*	L	66-69
02/13	at American*	W	59-53
02/17	Richmond*	W	64-48
02/20	UNC Wilmington*	L	45-59

CAA Tournament - Richmond, Va.

02/26	Old Dominion	L (2ot)	62-65
-------	--------------	---------	-------

1999-2000

10-18 overall, 5-11 CAA

Head Coach: Bill Herrion

11/19	at Robert Morris	L	53-58
11/23	Green Bay	W	68-54
11/27	at La.-Lafayette	L	64-70
12/01	Old Dominion*	W	59-57
12/04	at James Madison*	L	57-60
12/08	at Appalachian State	L	73-82
12/11	at Evansville	L	63-68
12/18	Jacksonville State	L	53-69
12/20	West Virginia	L	76-87
12/28	Presbyterian	W	86-52
12/31	at Fairfield	W (ot)	92-89
01/04	Mount St. Mary's	W	72-49
01/06	at Belmont	W	66-54
01/08	William & Mary*	W	83-62
01/12	Richmond*	L	55-59
01/15	at American*	L	64-72
01/17	at George Mason*	L	66-75
01/22	UNC Wilmington*	W	65-57
01/26	at VCU*	L	56-67
01/31	American*	W	62-59
02/05	James Madison*	L	55-62
02/09	at William & Mary*	L	55-65
02/12	at Richmond*	L	54-75
02/16	at Old Dominion*	W	62-60
02/19	VCU*	L	65-73
02/21	George Mason*	L	65-72
02/26	at UNC Wilmington*	L	55-70

CAA Tournament - Richmond, Va.

03/03	vs. American	L	54-74
-------	--------------	---	-------

2000-01

14-14 overall, 6-10 CAA

Head Coach: Bill Herrion

11/17	vs. Arkansas State (41)	W	86-72
11/18	at Marist (41)	W	81-73
11/22	Robert Morris	W	72-61
11/25	at Saint Louis	L	54-90
11/29	Belmont	W	100-88
12/02	vs. Radford (42)	L	56-63
12/06	at James Madison*	L	79-72
12/16	Appalachian State	W	79-62
12/18	at Mount St. Mary's	W	73-66
12/21	Presbyterian	W	65-61
12/28	UNC Greensboro	W	104-92
12/30	at UCF	L	81-88
01/03	William & Mary*	W	82-64
01/06	at VCU*	L (ot)	81-84
01/09	Richmond*	W	58-50
01/13	at UNC Wilmington*	L	66-73
01/17	Old Dominion*	W (ot)	68-63

01/20	at American*	W (ot)	74-64
01/22	at George Mason*	L	62-104
01/27	VCU*	W (ot)	87-84
01/30	at Old Dominion*	L	63-65
02/03	George Mason*	L	74-77
02/05	James Madison*	L	51-69
02/10	American*	W	55-53
02/14	at Richmond*	L	71-82
02/17	UNC Wilmington*	L	69-78
02/19	at Birm. Southern	L (2ot)	74-76
02/24	at William & Mary*	L	60-63

2001-02

12-15 overall, 3-11 Conference USA

Head Coach: Bill Herrion

11/14	Rutgers (43)	W	79-74
11/15	Northwestern (43)	W	71-68
11/16	at N.C. State (43)	L	47-71
11/19	at Appalachian State	L	87-93
11/24	UCF	L	72-82
11/29	at Virginia Tech	L	62-90
12/05	at UNC Greensboro	L	54-56
12/08	Old Dominion	L	52-53
12/15	USC Spartanburg	W	64-52
12/20	Middle Tennessee State	W	81-71
12/22	Radford	W (2ot)	90-86
01/02	Lees-McRae	W	85-44
01/05	Cincinnati*	L	62-72
01/08	at UAB*	L	54-63
01/12	Charlotte*	L	75-84
01/16	Louisville*	W	87-77
01/19	at Saint Louis*	L	72-85
01/23	DePaul	L	58-80
01/26	at Charlotte*	L	52-87
01/29	at Cincinnati*	L	48-75
02/02	Saint Louis*	W	69-63
02/06	at Marquette*	L	58-70
02/09	at DePaul*	L	51-62
02/12	Southern Miss*	W	61-58
02/16	Birmingham Southern	W	73-61
02/19	at Louisville*	L	42-75
02/23	Houston*	W	63-46
02/26	Marquette*	W	51-46
03/02	at TCU*	L	63-66

C-USA Tournament - Cincinnati, Ohio

03/06	Houston	L	49-58
-------	---------	---	-------

2002-03

12-15 overall, 3-13 Conference USA

Head Coach: Bill Herrion

11/22	at Middle Tennessee	W	65-63
11/24	Mississippi	W	65-58
11/30	William & Mary	W	66-51
12/03	at Radford	W	89-42
12/07	at Old Dominion	W	75-67
12/09	Virginia Tech	W	76-60
12/14	Mount Olive	W	90-62
12/19	George Mason	L	56-66
12/21	Campbell (2)	W	86-61
12/23	at Coastal Carolina	L	71-90
12/30	Marquette*	W	73-70
01/03	UNC Pembroke	W	93-47
01/11	at Charlotte*	L	62-83
01/16	Louisville**	L	70-87
01/19	at DePaul*	L	42-55
01/22	Cincinnati*	L	53-59
01/25	USF*	W (2ot)	68-62
01/29	at Marquette*	L	48-80



Year-By-Year Results

02/01	at Tulane*	L	56-67
02/03	at Memphis*	L	49-73
02/08	Southern Miss*	W	60-57
02/15	at Saint Louis*	L	42-56
02/18	DePaul*	L	63-77
02/22	Charlotte*	L	66-71
02/26	at Cincinnati*	L	52-53
03/01	at Louisville*	L	76-82
03/08	Saint Louis*	L	48-58

2003-04

13-14, 5-11 Conference USA

Head Coach: Bill Herrion

11/22	Campbell	W	93-54
11/25	UNC Pembroke	W	100-59
11/29	Coastal Carolina	W	76-59
12/02	at George Mason	L	65-76
12/10	North Carolina A&T	W	86-53
12/19	Gardner-Webb	W	76-59
12/23	Hampton	W	77-53
12/27	vs. Virginia Tech (30)	W	74-67
12/30	Radford	W	87-50
01/03	at Mississippi	L	49-65
01/07	UAB*	L	68-71
01/10	at Charlotte*	L	69-85
01/15	Louisville*	L	66-76
01/17	at Houston*	L	53-55
01/24	at Saint Louis*	L	47-70
01/28	at Cincinnati*	L	57-80
01/31	DePaul*	L	65-70
02/03	at USF*	W	59-57
02/07	Charlotte*	L (ot)	90-96
02/11	Memphis*	L	73-79
02/14	at UAB*	L	69-72
02/18	Tulane*	W	76-66
02/21	TCU*	W	75-70
02/28	USF*	W	69-60
03/03	at Marquette*	L	73-77
03/06	at Southern Miss*	W	63-50

C-USA Tournament - Cincinnati, Ohio

03/10	vs. Louisville	L	54-61
-------	----------------	---	-------

2004-05

9-19 overall, 4-12 Conference USA

Head Coach: Bill Herrion

11/17	Pepperdine (43)	W	80-58
11/18	Oregon State (43)	W	66-64
11/19	at N.C. State (43)	L	66-100
11/23	at Gardner-Webb	L	60-90
11/28	Belmont Abbey	W	77-50
12/01	Toledo	W	73-71
12/07	at Western Carolina	L	72-77 (ot)
12/12	Old Dominion	L	50-51
12/17	Winthrop	L	55-70
12/20	South Carolina (44)	L	53-57
12/29	at Clemson	L	40-74
01/03	St. Andrews	W	88-40
01/05	USF*	L	71-72
01/08	at Charlotte*	L	60-72
01/12	Cincinnati*	L	78-84
01/15	UAB*	L	64-76
01/19	at Louisville*	L	41-92
01/22	at DePaul*	L	56-77
01/26	Saint Louis*	W	60-53
01/29	Charlotte*	W	54-51
02/02	at Memphis*	L	66-72
02/05	at TCU*	L	59-71
02/12	Marquette*	L (ot)	69-71

02/16	at UAB*	W	67-64
02/19	at USF*	L	50-60
02/23	Southern Miss*	W	77-66
02/26	Houston*	L	72-76
03/05	at Tulane*	L	71-77

2005-06

8-20 overall, 2-12 Conference USA

Head Coach: Ricky Stokes

11/18	North Carolina A&T	W	67-60
11/22	Gardner-Webb	L	72-77
11/26	Wofford	W (ot)	70-68
11/30	at Wofford	W	66-62
12/03	at Old Dominion	L	53-79
12/06	UNC Greensboro	L	70-78
12/10	Western Carolina	L	48-56
12/18	at Winthrop	L	48-70
12/21	at Toledo	L	62-73
12/28	Limestone	W	87-54
12/31	UNC Wilmington	W	82-69
01/03	at Wake Forest	L	54-58
01/07	St. Paul's	W	80-74
01/11	Memphis*	L	67-77
01/14	at UTEP*	L	45-58
01/18	SMU*	L (ot)	70-74
01/21	at Tulane*	L	52-60
01/25	UCF*	L	59-64
01/28	Tulsa*	W	59-45
02/01	at Marshall*	L	66-72
02/04	Houston*	L (ot)	60-64
02/11	at UAB*	L	64-72
02/15	at Rice*	L	54-62
02/18	Marshall*	W	63-59
02/22	at UCF*	L	49-69
02/25	Tulane*	L	53-66
03/04	at Southern Miss*	L	56-74
03/08	vs. UCF	L	52-65

C-USA Tournament - Memphis, Tenn.

03/08	vs. UCF	L	52-65
-------	---------	---	-------

2006-07

6-24 overall, 1-15 Conference USA

Head Coach: Ricky Stokes

11/11	Morgan State	W	86-67
11/14	at Richmond	L (ot)	67-71
11/18	at UNC Greensboro	W	72-64
11/21	Limestone	W	80-54
11/26	NC Central	W	68-47
12/02	at Liberty	L	56-64
12/05	at UNC Wilmington	L	44-59
12/09	USF	L	52-65
12/18	at Morgan State	L	70-76
12/21	Winthrop	L	50-69
12/28	at NC State	L	57-64
01/01	at Wake Forest	L	65-81
01/06	Chowan	W	68-50
01/10	at Tulsa*	L	49-67
01/13	Rice*	L	47-64
01/17	Tulane*	L	56-65
01/20	Memphis*	L	44-61
01/24	at Southern Miss*	L	72-83
01/27	UAB*	L	42-58
01/31	at Marshall*	L	52-56
02/03	at Rice*	L	74-83
02/07	UCF*	L	49-67
02/10	at Houston*	L	59-83
02/14	Southern Miss*	L	42-80
02/17	at SMU*	L	42-65
02/21	Marshall*	L	51-54

02/24	UTEP*	W	79-78
02/28	at Tulane*	L	72-88
03/03	at UCF*	L	64-77

C-USA Tournament - Memphis, Tenn.

03/07	vs. Tulsa	L	50-65
-------	-----------	---	-------

2007-08

11-19 overall, 5-11 Conference USA

Head Coach: Mack McCarthy

11/10	Limestone	W	78-60
11/13	Richmond	L (ot)	65-67
11/17	Liberty	L	53-55
11/20	NC Wesleyan	W	88-69
11/24	at USF	L	67-81
11/28	Winthrop	L	57-72
12/02	George Mason (45)	W	68-65
12/05	Clemson	L	67-82
12/08	NC State	W	75-69
12/22	UNC Wilmington	L	67-71
12/29	Lee	L	75-77
01/02	Coastal Carolina	W	89-64
01/05	NC Central	W	79-62
01/09	at Memphis*	L	58-99
01/16	Marshall*	W	75-62
01/19	UCF*	L	66-71
01/23	at UAB*	L	59-77
01/26	Tulane*	L	56-72
02/02	at Southern Miss*	L	66-92
02/06	Rice*	W	64-45
02/09	at Marshall*	L	49-83
02/13	Tulsa*	L	61-66
02/16	Southern Miss*	L	62-72
02/20	at UCF*	L	75-110
02/23	at UTEP*	L	62-91
02/27	SMU*	W	82-54
03/01	Houston*	W	84-83
03/05	at Rice*	W	75-68
03/08	at Tulane*	L	75-77

C-USA Tournament - Memphis, Tenn.

03/12	vs. Tulsa	L	49-66
-------	-----------	---	-------

2008-09

13-17, 5-11 Conference USA

Head Coach: Mack McCarthy

11/14	Coker	W	71-56
11/16	St. Andrews	W	94-58
11/19	Campbell	W	86-65
11/22	George Mason	L	71-77
11/25	VCU	W (ot)	93-90
11/29	at Winthrop	W	63-60
12/03	at UNC Wilmington	W	99-85
12/06	Limestone	W	69-43
12/13	UNC Greensboro	W	97-53
12/17	at N.C. State	L	76-87
12/22	Wake Forest	L	54-95
12/28	at Coastal Carolina	L	55-63
01/03	at Clemson	L	66-79
01/07	Tulane*	W	69-66
01/10	at Marshall*	L	64-72
01/17	UTEP*	L	67-88
01/21	at Houston*	L	67-85
01/24	at SMU*	W	80-74
01/28	Memphis*	L	64-85
01/31	at Rice*	L	70-76
02/04	Southern Miss*	W	82-79
02/07	UCF*	W	89-75
02/11	at Tulane*	L	64-73
02/14	Rice*	W (ot)	91-88



Year-By-Year Results

02/17	at Southern Miss*	L	59-69
02/21	at Tulsa*	L	62-72
02/25	Marshall*	L	62-76
02/28	UAB*	L	62-82
03/07	at UCF*	L	71-74
C-USA Tournament - Memphis, Tenn.			
03/11	Tulane	L	59-69

2009-10

10-21, 4-12 Conference USA
Head Coach: Mack McCarthy

11/13	UVa.-Wise	W	77-60
11/15	vs. Wake Forest (46)	L	58-89
11/17	at Campbell	L	68-74
11/20	vs. Tennessee (47)	L	66-105
11/21	vs. Northern Iowa (47)	L	68-74
11/23	vs. S. Dakota St. (47)	W	82-73
11/28	at UNC Greensboro	W	82-61
12/02	at Charlotte	L	68-80
12/05	Coker	W	69-63
12/16	Clemson	L	63-80
12/19	St. Andrews	W	74-69
12/22	George Washington	L (ot)	80-84
12/29	at VCU	L	74-82
01/03	N.C. Central	W	68-58
01/06	at UAB*	L	68-76
01/09	Marshall*	L	65-83
01/13	at Memphis	L	57-77
01/16	Houston*	L	55-74
01/23	at Southern Miss*	L	53-68
01/24	at Tulane*	W	61-46
01/30	Rice*	L	58-69
02/02	UCF*	L	56-67
02/06	at Marshall*	L	49-100
02/10	Tulane*	W	71-68
02/13	at UTEP*	L	76-100
02/20	at Rice*	W	76-65
02/24	SMU*	L	54-59
02/27	Tulsa*	L	73-85
03/02	at UCF*	W	68-66
03/06	Southern Miss*	L	65-75
C-USA Tournament - Tulsa, Okla.			
03/10	Houston	L	80-93

2010-11

18-16, 8-8 Conference USA
Head Coach: Jeff Lebo

11/12	Erskine	W	74-46
11/15	Campbell	W	76-63
11/18	N.C. State (48)	L	65-85
11/19	Charlotte (48)	L	63-74
11/21	USC Upstate (48)	W	75-67
11/24	Lenoir-Rhyne	W	71-48
11/27	UNC Greensboro	W	81-53
12/01	Charlotte	W	62-61
12/04	Fayetteville State	W	91-70
12/07	Old Dominion	L	68-81
12/18	at Coastal Carolina	L	58-59
12/22	at George Washington	L	80-82
12/29	at Clemson	L	59-71
01/03	at N.C. Central	W	58-50
01/08	at Memphis*	L	58-61
01/15	Tulane*	W	76-67
01/17	UAB*	L	59-66
01/19	at UCF*	W	74-62
01/22	at Marshall*	W	82-81
01/26	Southern Miss*	L	77-84
01/29	Houston	W	74-70

02/02	at SMU*	L	41-46
02/05	UCF*	W	68-61
02/12	Marshall*	L	65-78
02/16	at Tulsa*	L	67-86
02/19	at Southern Miss*	L	55-72
02/23	UTEP*	W	83-76
02/26	at Rice*	W	71-68
03/02	Memphis*	W	68-57
03/05	at UAB*	L	48-66

C-USA Tournament - El Paso, Texas

03/09	UCF	W	75-60
03/10	UAB	W (ot)	75-70
03/11	Memphis	L	56-76

CollegeInsider.com Postseason Tournament

03/15	Jacksonville	L (ot)	66-71
-------	--------------	--------	-------

2011-12

15-16, 5-11 Conference USA
Head Coach: Jeff Lebo

11/11	Milligan	W	101-45
11/14	at Campbell	L	74-76
11/17	Coker	W	63-50
11/22	vs. Appalachian State (49)	W	67-47
11/26	Chowan	W	78-62
11/29	at Old Dominion	L	58-63
12/03	Charlotte	L	64-76
12/06	Massachusetts	L	58-63
12/16	at UNC Greensboro	W	71-62
12/19	Coastal Carolina	W	76-51
12/22	Gardner-Webb	W	69-55
12/29	N.C. Central	W	84-76
12/31	Virginia-Wise	W	91-56
01/04	at Southern Miss*	L	76-78
01/07	UCF*	L	63-81
01/14	TULSA*	L	67-70
01/18	at UTEP*	L	56-70
01/21	at Houston*	L	76-82
01/25	Southern Miss*	L	60-72
01/28	at UAB*	W	73-66
02/01	SMU*	W	62-43
02/04	Rice*	W	82-68
02/08	Memphis*	L	59-70
02/11	at Marshall*	L	68-78
02/18	at UCF*	L	55-64
02/22	at Memphis*	L	47-70
02/25	UAB*	L	57-61
02/29	Marshall*	W (ot)	69-68
03/03	at Tulane	W	66-49
C-USA Tournament - Memphis, Tenn.			
03/07	Rice	W	68-66
03/08	Southern Miss	L (ot)	78-81

2012-13

23-12, 9-7 Conference USA
CIT Champions
Head Coach: Jeff Lebo

11/10	Washington & Lee	W	72-50
11/13	Methodist	W	87-51
11/16	UNCG	W	76-73
11/20	Appalachian State	W	82-72
11/26	at Georgia State	W	62-53
12/01	at Charlotte	L	64-76
12/04	St. Andrews	W	111-59
12/15	at North Carolina	L	87-93
12/18	Gardner-Webb	W	62-60
12/22	at Massachusetts	L	81-88
12/29	Norfolk State	W	74-63
01/02	Campbell	L (ot)	81-86

01/05	N.C. Wesleyan	W	91-60
01/09	at Memphis*	L	54-67
01/12	UCF*	W (ot)	88-85
01/16	Houston*	W	89-78
01/19	at Marshall*	L	56-77
01/23	at UAB*	W	91-85
01/26	UTEP*	L	67-68
01/30	Memphis*	L	68-75
02/02	at Rice*	W	79-63
02/09	at UCF*	L	73-83
02/13	UAB*	W	74-61
02/16	Southern Miss*	L (ot)	82-86
02/20	at Tulsa*	W	72-63
02/23	at SMU*	W	72-69
03/02	at Southern Miss*	L	69-88
03/06	Tulane*	W	88-85
03/09	Marshall*	W	86-79

C-USA Tournament - Tulsa, Okla.

03/14	Tulsa	L	72-79
-------	-------	---	-------

CollegeInsider.com Postseason Tournament

03/19	Savannah State	W	66-65
03/23	Rider	W	75-54
03/26	Loyola (Md.)	W	70-58
03/30	Evansville	W	81-58
Apr. 2	at Weber State	W	77-74

2013-14

17-17, 5-11 Conference USA
Head Coach: Jeff Lebo

11/08	N.C. Wesleyan	W	97-51
11/12	at UNCG	W	85-84
11/14	Chowan	W	95-45
11/18	vs. Norfolk State (50)	W	76-74
11/19	at Duke (50)	L	74-83
11/25	vs. McNeese State (51)	W	91-62
11/26	vs. UNC Asheville (51)	W	81-70
12/01	UNC Wilmington	L	68-70
12/03	Fayetteville State	W	96-78
12/08	Mount Olive	W	77-75
12/14	N.C. A&T	W	84-71
12/19	VMI	W	103-94
12/21	at NC State	L	79-90
12/29	Georgia State	L	82-89
01/02	at Campbell	W	79-71
01/11	Old Dominion*	L	70-81
01/16	at Florida Atlantic*	L	67-78
01/18	at FIU*	L	64-68
01/23	Tulane*	L	54-59
01/25	Southern Miss*	L	46-60
01/30	at Middle Tennessee*	L	67-84
02/01	at UAB*	W	74-67
02/06	UTEP*	L	47-58
02/08	UTSA*	W	81-71
02/13	at Tulsa*	L	58-76
02/15	at North Texas*	L	51-53
02/20	Louisiana Tech*	W	75-68
02/22	Rice*	W	67-55
02/27	Charlotte*	W	75-68
03/02	at Marshall*	L	61-64
03/06	at Old Dominion*	L	47-68
C-USA Tournament - El Paso, Texas.			
03/11	UTSA	W	79-76
03/12	at UTEP	L	68-77
CollegeInsider.com Postseason Tournament			
03/18	Wright State	L	59-73



Year-By-Year Results

2014-15

14-19, 6-12 American Athletic Conference

Head Coach: Jeff Lebo

11/14	N.C. Wesleyan	W	99-81
11/16	UNC Asheville	L	79-83
11/20	Virginia-Lynchburg	W	92-51
11/25	vs. Green Bay (52)	L	49-66
11/26	vs. Fresno State (52)	W	58-52
11/27	vs. Hawaii (52)	L	73-75
11/30	Central Connecticut St.	W	74-59
12/03	at Florida Atlantic	L	63-72
12/07	at North Carolina	L	64-108
12/13	James Madison	W	70-58
12/20	at UNC Wilmington	L	54-66
12/22	Florida A&M	W	75-57
12/28	UNCG	W	71-50
12/31	Tulane*	L	59-67
01/03	at USF*	L	50-58
01/06	at Cincinnati*	L	48-69
01/14	Houston*	W	66-61
01/17	at SMU*	L	54-77
01/24	Tulsa*	L	64-66
01/28	at Memphis*	L	58-70
02/01	Cincinnati*	W	50-46
02/04	at Connecticut*	L	52-65
02/07	UCF*	W	67-49
02/10	Memphis*	W	64-53
02/14	at Temple*	L	53-66
02/18	at Tulsa*	L	58-69
02/21	USF*	W	73-60
02/25	Connecticut*	L	49-60
02/28	at UCF*	W	71-66
03/05	Temple*	L	56-70
03/08	at Houston*	L	54-72
The American Championship - Hartford, Conn.			
03/12	vs. UCF	W (ot)	81-80
03/13	vs. SMU	L	68-74

2015-16

12-20, 4-14 American Athletic Conference

Head Coach: Jeff Lebo

11/13	Grambling State	W	61-53
11/16	Charlotte	W	88-74
11/20	at California	L	62-70
11/23	at San Diego State	L	54-79
11/26	Little Rock (53)	L	46-54
11/27	Stetson (53)	W	93-73
12/01	Florida Atlantic	W	74-48
12/04	USC Upstate	W	82-71
12/07	at College of Charleston	L	73-77
12/13	N.C. A&T	W	71-60
12/16	UNC Wilmington	W	78-73
12/20	at James Madison	L	61-67
12/22	South Carolina State	W	98-71
01/02	UCF*	L	68-71
01/05	at Tulsa*	L	43-55
01/09	at Temple*	L	60-78
01/13	SMU*	L	55-79
01/16	at UCF*	L	69-89
01/19	Tulsa*	L	69-84
01/24	at Memphis*	W	84-83
01/27	Temple*	W	64-61
01/30	Houston*	L (2ot)	93-97
02/07	at UConn*	L	67-85
02/10	Tulane*	L (3ot)	92-100
02/13	at Cincinnati*	L	60-75
02/16	USF	L	52-69
02/21	at SMU	L	63-74

02/24	at Tulane	W	79-73
02/27	Cincinnati	L	56-65
03/02	at USF	W	52-39
03/06	Memphis	L	53-83
The American Championship - Orlando, Fla.			
03/10	vs. USF	L	66-71

2016-17

15-18, 6-12 American Athletic Conference

Head Coach: Jeff Lebo

11/11	Grambling State	W	72-57
11/14	N.C. A&T	W	61-51
11/17	at Charlotte	L	64-76
11/20	Stetson	W	73-50
11/22	Florida A&M	W	82-62
11/25	vs. Mercer (54)	L	66-70
11/26	vs. Air Force (54)	L	70-63
11/29	Hampton	W	68-48
12/03	N.C. Central	W	69-56
12/06	at Virginia	L	53-76
12/15	College of Charleston	L	35-53
12/20	at UNCW	L	71-81
12/22	Presbyterian	W	76-56
12/28	USF*	W	60-49
12/31	SMU*	L	44-75
01/03	at UCF*	L	45-48
01/07	at Temple*	L	62-81
01/11	Houston*	L	58-74
01/15	Cincinnati*	L	46-55
01/22	at UConn*	L	65-72
01/25	Tulsa*	W	69-66
01/28	at Memphis*	L	50-57
02/01	at SMU*	L	46-86
02/04	Tulane*	W	74-65
02/11	at USF*	L	57-64
02/15	Temple*	W	78-64
02/18	UCF*	L	58-61
02/21	at Tulane*	W	76-73
02/26	at Tulsa*	L	66-74
03/01	UConn*	W	66-62
03/05	at Houston*	L	51-73
The American Championship - Hartford, Conn.			
03/09	vs. Temple	W	80-69
03/10	vs. SMU	L	77-81

2017-18

10-20, 4-14 American Athletic Conference

Head Coach: Jeff Lebo (2-4), Michael Perry (8-16)

11/12	Coppin State	W	76-50
11/15	Radford	L	66-73
11/17	Central Connecticut	L	68-79
11/20	Cleveland State	W	72-69
11/24	at Rutgers	L	47-61
11/26	N.C. A&T	L	81-87
11/30	UNCW	W (ot)	93-88
12/02	Delaware State	W	63-57
12/04	Campbell	W	69-66
12/18	Charlotte	L	50-69
12/21	Grambling State	W	76-68
12/28	at Tulsa*	L	53-79
12/31	UCF*	L	39-59
01/03	at USF*	W	67-65
01/06	at UConn*	L	65-70
01/11	Wichita State*	L	60-95
01/14	Houston*	L	49-65
01/17	USF*	W	90-52
01/20	at Cincinnati*	L	60-86
01/28	at SMU*	L	61-86

01/31	Tulane*	L (ot)	69-71
02/03	Memphis*	W (ot)	88-85
02/07	at Temple*	L	73-90
02/14	at Tulane*	W	82-80
02/18	UConn*	L	80-84
02/22	SMU*	L	58-77
02/25	at Houston*	L	58-109
03/01	Tulsa*	L	58-72
03/04	at Memphis*	L	70-90
The American Championship - Orlando, Fla.			
03/08	vs. UCF	L	52-66

2018-19

10-21, 3-15 American Athletic Conference

Head Coach: Joe Dooley

11/06	Delaware State	W	81-56
11/09	James Madison	L	72-73
11/11	Lamar	W (ot)	84-78
11/16	at Georgia Tech	L	54-79
11/19	Rio Grande Valley	W	69-64
11/21	Prairie View A&M	W	76-64
11/24	High Point	L	52-55
11/27	at UNCW	L	86-95
11/30	Appalachian State	W	83-81
12/02	UMES	W	70-47
12/18	at Charlotte	L	49-55
12/28	North Carolina A&T	W	77-57
01/02	at SMU*	L	54-82
01/05	Cincinnati*	W	73-71
01/10	at Memphis*	L	72-78
01/13	at UCF*	L	65-76
01/16	Temple*	L	74-85
01/23	at Houston*	L	50-94
01/26	USF*	L	57-77
01/31	Tulane*	W	66-65
02/03	at UConn*	L	52-76
02/06	Wichita State*	L	49-65
02/10	at USF*	L (ot)	68-72
02/13	Memphis*	L	69-79
02/17	Tulsa*	L (ot)	73-77
02/23	at Tulane*	W	85-81
02/27	Houston*	L	65-99
03/03	at Tulsa*	L	78-91
03/05	at Wichita State*	L	55-72
03/10	UConn*	L	73-82
The American Championship - Memphis, Tenn.			
03/14	vs. Wichita State	L	57-73

2019-20

11-20, 5-13 American Athletic Conference

Head Coach: Joe Dooley

11/05	VMI	W	80-68
11/08	at Navy	L	57-62
11/12	at Appalachian State	L	62-68
11/16	Liberty	L	57-77
11/22	Evansville (55)	W	85-68
11/23	Kansas City (55)	L	68-74
11/24	Rice (55)	L	69-77
11/30	at James Madison	L	89-99
12/03	Coppin State	L	75-85
12/14	Campbell	W	79-67
12/17	UMES	W	71-57
12/22	Charlotte	W	60-56
12/28	Eastern Kentucky	W	82-74
01/01	at Wichita State*	L	69-75
01/07	USF*	W	62-59
01/11	SMU*	W	71-68
01/15	Tulsa*	L	49-65



Year-By-Year Results

01/19	at Cincinnati*	L	57-82
01/22	at SMU*	L	64-84
01/25	Tulane*	W	81-62
01/29	Houston*	L	59-69
02/01	at Temple*	L	64-76
02/06	UCF*	L	64-68
02/08	at Tulane*	W	81-67
02/12	at Tulsa	L	56-70
02/16	Cincinnati*	L (ot)	67-70
02/19	at Memphis*	L	73-77
02/23	Temple*	W	67-63
02/26	at USF*	L (ot)	68-73
02/29	UConn*	L	63-84
03/08	at UCF*	L	62-94

2020-21

8-11, 2-10 American Athletic Conference

Head Coach: Joe Dooley

11/27	at Charlotte	W	66-57
12/01	N.C. Wesleyan	W	91-62
12/05	Radford	W	63-50
12/07	UNCW	W (ot)	88-78
12/10	North Florida	W	73-67
12/16	at SMU*	L	55-70
12/19	James Madison	W	73-64
12/22	Tulane	W	68-58
01/02	at Tulane	L	56-60
01/09	USF*	L	63-69
01/24	Memphis*	L	53-80
01/27	at UCF*	L	64-71
01/30	Tulsa*	L	68-77
02/03	Houston*	W	82-73
02/06	at Memphis*	L	58-66
02/08	SMU*	L	56-71
03/04	UCF*	L	60-64
03/07	Cincinnati*	L	62-72

The American Championship - Fort Worth, Texas

03/11	vs. UCF	L	62-72
-------	---------	---	-------

2021-22

15-15, 6-11 American Athletic Conference

Head Coach: Joe Dooley

11/09	South Carolina State	W	70-62
11/12	Canisius	W	83-71
11/14	Western Carolina	W	95-79
11/18	Oklahoma (56)	L	74-79
11/19	Old Dominion (56)	W	73-60
11/21	Davidson (56)	L	67-76
11/27	Coppin State	W	70-68
11/30	Old Dominion	W	63-62
12/04	Gardner-Webb	W	62-52
12/07	N.C. A&T	W	82-71
12/17	Liberty (57)	L	64-74
12/21	Southern Miss	W	68-67
01/05	Tulane*	W(ot)	88-80
01/08	at Temple*	L	75-78
01/12	at Cincinnati*	L	71-79
01/15	Memphis*	W	72-71
01/18	UCF*	L(ot)	85-92
01/22	at Houston*	L	36-79
01/27	at Memphis*	L	54-71
01/30	Cincinnati*	L	59-60
02/02	Temple*	L	63-71
02/05	at Tulane*	L	66-86
02/08	at Tulsa*	W	73-71
02/12	SMU*	L	66-80
02/17	at South Florida*	W	65-57

02/20	at UCF*	L	66-69
02/23	South Florida*	W	64-60
02/26	Tulsa*	W	64-59
03/05	at Wichita State*	L	62-70

The American Championship - Fort Worth, Texas

03/10	vs. Cincinnati	L	63-74
-------	----------------	---	-------

2022-23

16-17, 6-12 American Athletic Conference

Head Coach: Michael Schwartz

11/08	Mercer	W	77-75
11/12	Presbyterian	W	77-57
11/16	Hampton	W	82-73
11/21	Indiana St. (52)	L	75-79
11/22	Toledo (52)	W	86-75
11/23	UT Arlington (52)	W	79-65
11/26	at Old Dominion	L	50-71
11/29	South Carolina St.	L	68-73
12/02	Campbell	W	79-69
12/06	at UNC Wilmington	L	61-74
12/11	Coppin St.	W	84-75
12/17	South Carolina (58)	W	64-56
12/21	High Point	W	60-49
12/28	Temple*	L	57-59
12/31	at Wichita St.*	W	79-69
01/04	UCF*	L	61-64
01/07	at Memphis*	L	59-69
01/11	at Cincinnati*	L	55-83
01/15	South Florida*	L	70-81
01/18	at Temple*	L	58-73
01/24	Tulsa*	W	76-66
01/29	Wichita St.*	L	72-85
02/01	at South Florida*	L	63-71
02/04	SMU*	W	77-72
02/15	Cincinnati*	W	75-71
02/19	at SMU*	L	70-86
02/21	at Tulsa*	W	62-60
02/25	Houston*	L	57-76
03/01	Tulane*	W	83-68
03/03	at Tulane*	L	78-81
03/05	at UCF*	L	58-84

The American Championship - Fort Worth, Texas

03/09	vs. South Florida	W	73-58
03/10	vs. Houston	L	46-60

2023-24

15-18, 7-11 American Athletic Conference

Head Coach: Michael Schwartz

11/06	Ferrum	W	91-61
11/11	Campbell	W	77-63
11/15	USC Upstate	L	81-83
11/19	Northeastern (59)	L	76-82
11/20	Georgia Southern (59)	W	82-64
11/21	Kennesaw State (59)	W	85-84
11/25	at George Mason	L	59-81
11/30	UNC Wilmington	W	74-66
12/04	UMES	W	63-52
12/09	South Carolina	L	62-68
12/14	vs. Florida (60)	L	65-70
12/20	Delaware State	W	79-50
12/29	East Tennessee State	L	70-86
01/02	at Florida Atlantic*	L	64-79
01/07	Tulsa*	W	62-57
01/10	at Temple*	W	73-62
01/13	SMU*	L	64-75
01/17	North Texas*	L	59-60
01/20	at UAB*	L	61-69

01/24	at Wichita State*	W	54-52
01/28	Temple*	W	70-64 (OT)
01/31	South Florida*	L	60-71
02/03	at Charlotte*	L	52-67
02/10	at UTSA*	W	84-73
02/15	Wichita State*	W	68-55
02/18	Tulane*	W	81-67
02/24	at Rice*	L	52-70
02/29	Memphis*	L	58-82
03/03	at North Texas*	L	69-84
03/06	at SMU*	L	77-80 (OT)
03/09	Charlotte*	L	72-82

The American Championship - Fort Worth, Texas

03/14	vs. Tulsa	W	84-79
03/15	vs. South Florida	L	59-81



Preseason/Holiday Tournaments

2023 TowneBank Holiday Classic

Greenville, N.C.
Northeastern 82, ECU 76
ECU 82, Georgia Southern 64
ECU 85, Kennesaw State 84

2022 Gulf Coast Showcase

FIFTH PLACE
Ester, Fla.
Indiana State 79, ECU 75
ECU 86, Toledo 75
ECU 79, UT Arlington 65

2021 Myrtle Beach Invitational

SIXTH PLACE
Conway, S.C.
Oklahoma 79, ECU 74
ECU 73, Old Dominion 60
Davidson 76, ECU 67

2019 Islands of the Bahamas Showcase

SIXTH PLACE
Nassau, Bahamas
ECU 85, Evansville 68
Kansas City 74, ECU 68
Rice 77, ECU 69

2016 Savannah Invitational

Savannah, Ga.
Mercer 70, ECU 66
ECU 70, Air Force 63

2015 Las Vegas Invitational

Las Vegas, Nev.
Little Rock 54, ECU 46
ECU 93, Stetson 73

2014 Gulf Coast Showcase

FIFTH PLACE
Ester, Fla.
Green Bay 66, ECU 49
ECU 58, Fresno State 52
Hawaii 75, ECU 73

2013 NIT Season Tip-Off

Durham, N.C.
ECU 76, Norfolk State 74
Duke 83, ECU 74
Kingston, R.I.
ECU 91, McNeese State 62
ECU 81, UNC Asheville 70

2010 Charleston Classic

SEVENTH PLACE
Charleston, S.C.
N.C. State 85, ECU 65
Charlotte 74, ECU 63
ECU 75, USC Upstate 67

2009 Paradise Jam

SEVENTH PLACE
St. John's, U.S. Virgin Islands
Tennessee 105, ECU 66
Northern Iowa 74, ECU 68
ECU 82, South Dakota State 73

2004 Coors Classic

Mobile, Ala.
South Carolina 57, ECU 53

2004 BCA Invitational

RUNNER-UP
Raleigh, N.C.
ECU 80, Pepperdine 58
ECU 66, Oregon State 64
N.C. State 100, ECU 66

2001 BCA Invitational

RUNNER-UP
Raleigh, N.C.
ECU 79, Rutgers 74
ECU 71, Northwestern 68
N.C. State 71, ECU 49

2000 MAAC Challenge

CHAMPIONS
Poughkeepsie, N.Y.
ECU 86, Arkansas State 72
ECU 81, Marist 73

1994 Aloha Classic

CHAMPIONS
Honolulu, Hawaii
ECU 69, Eastern Illinois 63
ECU 78, Northern Arizona 56

1993 Great Northern Classic

RUNNER-UP
Green Bay, Wis.
ECU 76, Eastern Michigan 69
Wisconsin-Green Bay 60, ECU 43

1993 Hampton Inn Tip-Off Tournament

RUNNER-UP
Emmitsburg, Md.
ECU 78, Columbia 51
Mt. St. Mary's 75, ECU 70

1992 Toledo MVP Classic

CHAMPIONS
Toledo, Ohio
ECU 72, Southeastern Louisiana 65
ECU 72, Toledo 61 (ot)

1991 Boilermaker Invitational

West Lafayette, Ind.
Purdue 78, ECU 49
ECU 79, Loyola (Ill.) 58

1989 Chaminade Christmas Classic

SEVENTH PLACE
Honolulu, Hawaii
East Tennessee State 86, ECU 80
George Mason 79, ECU 63
ECU 81, Cornell 59

1987 Music City Invitational

Nashville, Tenn.
Vanderbilt 99, ECU 63
ECU 86, Miami (Ohio) 63

1985 Sienna Invitational

Sienna, N.Y.
Cornell 54, ECU 53
Bucknell 68, ECU 61

1985 Kentucky Invitational

Lexington, Ky.
Kentucky 86, ECU 52
SMU 71, ECU 62

1984 First Tulsa Classic

Tulsa, Okla.
Tulsa 86, ECU 63
ECU 70, North Texas 65

1983 River City Shootout

Peoria, Ill.
Bradley 66, ECU 41
North Texas 62, ECU 58

1982 Bayou Classic

Lafayette, La.
Southwestern Louisiana 83, ECU 55
ECU 64, Grambling State 61

1981 Show-Me Classic

Columbia, Mo.
Missouri 87, ECU 55
Canisius 73, ECU 66

1980 Elm City Classic

New Haven, Conn.
Iowa State 80, ECU 73
Brown 69, ECU 50

1980 Iron Duke Classic

Durham, N.C.
Detroit 72, ECU 63
Brown 80, ECU 71

1979 Wolfpack Classic

Reno, Nev.
Northern Arizona 64, ECU 60
Kent State 73, ECU 72

1979 Spider Classic

Richmond, Va.
Virginia Commonwealth 72, ECU 71
ECU 92, West Virginia Tech 79

1978 UConn Classic

RUNNER-UP
Storrs, Conn.
ECU 74, Manhattan 71
Connecticut 80, ECU 68

1977 First Union Invitational

Charlotte, N.C.
LaSalle 96, ECU 95 (ot)
Boston College 86, ECU 75

1976 Holiday Doubleheader

Raleigh, N.C.
Duke 88, ECU 65
N.C. 92, ECU 69

1975 Tangerine Bowl Classic

Winter Park, Fla.
Rollins 96, ECU 73
ECU 70, Marshall 67

1975 Connecticut Classic

RUNNER-UP
Storrs, Conn.
ECU 73, Baylor 57
Connecticut 79, ECU 77

1974 Presidential Classic

Washington, D.C.
American 82, ECU 55
ECU 60, Lehigh 47

1972 Pacemaker Classic

RUNNER-UP
Monroe, La.
ECU 83, Northeast Louisiana 75
Mississippi State 69, ECU 64

1971 Oral Roberts Invitational

Tulsa, Okla.
Loyola (Calif.) 87, ECU 68
ECU 74, Connecticut 64

1969 Sunshine Classic

Tampa, Fla.
ECU 71, Florida A&M 57
Tampa 89, ECU 78

1968 ECU Classic

SIXTH PLACE
Greenville, N.C.
ECU 74, Cornell 67
Virginia 88, ECU 79
Virginia Tech 87, ECU 86

1965 Lenoir-Rhyne Holiday Tournament

Hickory, N.C.
Georgetown 86, ECU 84
ECU 99, Chattanooga 89

1965 Lenoir-Rhyne Holiday Tournament

Hickory, N.C.
Chattanooga 82, ECU 73
ECU 89, Berea 69

1963 Lenoir-Rhyne Holiday Tournament

Hickory, N.C.
Oglethorpe 66, ECU 59
ECU 96, Cumberland 93

1963 Camp Lejeune Holiday Tournament

RUNNER-UP
Camp Lejeune, N.C.
ECU 101, Frederick 78
ECU 87, UNC Wilmington 70
Elon 71, ECU 70

1962 Lenoir-Rhyne Holiday Tournament

Hickory, N.C.
High Point 67, ECU 63
ECU 93, Pikeville 71



Team Single Game Records

ALL CAPS - home game; at - away; vs. - neutral site

MOST POINTS

Rk.	Pts	Opponent	Date
1.	126	ATLANTIC CHRISTIAN	12/07/68
2.	121	MERCER	12/21/74
3.	120	HIGH POINT	1957-58
4.	119	BAPTIST COLLEGE	12/07/70
5.	115	RICHMOND	12/29/70

MOST POINTS IN HALF

Rk.	Pts	Opponent (Half)	Date
1.	64	ST. ANDREWS (1st) Atlantic Christian (2nd)	12/04/12 12/07/68
3.	63	EDINBORO STATE (1st) CHARLESTON SOUTHERN (2nd) WESTERN CAROLINA (1st)	11/29/86 12/07/70 12/01/69

MOST FIELD GOALS

Rk.	FGs	Opponent	Date
1.	51	at Davidson	01/20/75
2.	50	MERCER	12/21/74
3.	47	THE CITADEL	01/04/75
4.	46	USC AIKEN	02/10/79
5.	45	CHRISTOPHER NEWPORT BAPTIST COLLEGE	12/08/84 12/07/70

FIELD GOAL ATTEMPTS

Rk.	FGs	Opponent	Date
1.	101	BUFFALO STATE	02/06/74
2.	99	at Maryland	12/07/77
3.	93	BAPTIST COLLEGE	12/07/70
4.	92	at Maryland	11/29/75
5.	91	MERCER	12/21/74

HIGHEST FIELD GOAL PERCENTAGE

Rk.	Pct (FG-A)	Opponent	Date
1.	.743 (26-35)	vs. Campbell	01/10/83
2.	.705 (43-61)	DAVIDSON	12/08/73
3.	.704 (38-54)	UMBC	12/27/88
4.	.700 (42-60)	at St. Peter's	01/08/75
5.	.691 (38-55)	DELAWARE STATE	02/11/80

HIGHEST FIELD GOAL PERCENTAGE (Half)

Rk.	Pct (FG-A)	Opponent	Date
1.	.828 (24-29)	DAVIDSON	12/08/73
2.	.808 (21-26)	UMBC	12/27/88
3.	.800 (16-20)	vs. Campbell	02/16/89
4.	.787 (26-33)	EDINBORO STATE	11/29/86
5.	.783 (18-23)	BOSTON U.	01/03/85

MOST THREE-POINT FIELD GOALS

Rk.	3FGs	Opponent	Date
1.	18	ST. ANDREWS	12/04/12
2.	17	vs. Northwestern	11/15/01
3.	16	S.C. STATE	12/22/15
4.	15	Eight times last time: vs. ODU	11/30/21

MOST THREE-POINT FIELD GOAL ATTEMPTS

Rk.	3FGAs	Opponent	Date
1.	40	HOUSTON	03/01/08
2.	38	HOUSTON	01/30/16
3.	37	at James Madison SOUTHERN MISS at UNC Wilmington WEST VIRGINIA	12/20/15 02/16/13 12/03/08 12/20/99

HIGHEST THREE-POINT PERCENTAGE

<i>(min. 5 attempts)</i>			
Rk.	Pct (FG-A)	Opponent	Date
1.	.800 (4-5)	UNC GREENSBORO (4-5) NORTHEASTERN	11/29/89 12/08/86
3.	.714 (10-14)	at Navy (5-7) at Radford	02/03/90 12/19/87
5.	.700 (7-10)	at American	01/18/92

HIGHEST THREE-POINT PERCENTAGE

<i>(min. 10 attempts)</i>			
Rk.	Pct (FG-A)	Opponent	Date
1.	.714 (10-14)	at Navy	02/03/90
2.	.700 (7-10)	at American	01/18/92
3.	.636 (7-11)	CHARLOTTE (7-11) at Appalachian State (7-11) at Toledo (7-11) vs. Miami (Ohio)	11/16/15 11/26/96 12/19/92 12/29/87

MOST FREE THROWS

Rk.	FTs	Opponent	Date
1.	38	FURMAN ATLANTIC CHRISTIAN	02/10/75 12/06/69
3.	36	N.C. WESLEYAN	11/14/14
4.	35	UNC WILMINGTON VMI	12/16/15 12/19/13
		UTEP	02/23/11

MOST FREE THROW ATTEMPTS

Rk.	FTA	Opponent	Date
1.	56	ATLANTIC CHRISTIAN	12/06/69
2.	51	UNC WILMINGTON	12/16/15
3.	50	N.C. A&T Alderson-Broadus	12/10/03 12/05/77
5.	48	vs. UAB LOUISVILLE	03/10/11 01/16/02

HIGHEST FREE THROW PERCENTAGE

<i>(min. 10 attempts)</i>			
Rk.	Pct (FT-A)	Opponent	Date
1.	1.000 (12-12)	vs. Cincinnati	03/10/22
	1.000 (14-14)	MARSHALL	02/18/06
	1.000 (14-14)	at Iona	01/02/79
	1.000 (12-12)	at James Madison	01/26/87
4.	.952 (20-21)	UTEP	01/26/13
5.	.950 (19-20)	at Duke	11/19/13

MOST REBOUNDS

Rk.	Rebs	Opponent	Date
1.	71	USF (2ot)	01/25/03
2.	68	MERCER	12/21/74
3.	65	BELMONT ABBEY	02/03/71
4.	64	WILLIAM & MARY at VMI BAPTIST COLLEGE	02/09/74 01/29/72 12/07/70

HIGHEST REBOUNDING MARGIN

Rk.	Margin	Opponent	Date
1.	+37 (64-27)	CHARLESTON SOUTHERN	12/07/70
2.	+35 (65-30)	BELMONT ABBEY	02/03/71
3.	+31 (53-22)	UNC PEMBROKE (57-26) at Baptist College	11/25/03 01/10/80
5.	+30 (56-26)	CAMPBELL (52-22) at Furman	11/22/03 01/16/71

MOST ASSISTS

Rk.	Ast	Opponent	Date
1.	38	MERCER	12/21/74
2.	35	DAVIDSON	12/08/73
3.	34	RICHMOND	02/19/75
4.	33	BAPTIST COLLEGE	12/07/70
5.	32	at Davidson	01/20/75

MOST TURNOVERS

Rk.	TO	Opponent	Date
1.	38	at Marshall	12/29/73
2.	37	at Davidson	12/05/72
3.	36	at N.C. State	11/30/74
4.	35	vs. Tennessee	11/20/09
5.	34	at Furman at West Virginia	02/05/72 12/01/71

MOST BLOCKS

Rk.	Blks	Opponent	Date
1.	13	AMERICAN	01/31/87
2.	11	CAMPBELL	12/18/95
3.	10	at Radford LEES-MCRAE RADFORD (ot) at VCU	12/03/02 01/02/02 12/22/01 12/03/83

MOST STEALS

Rk.	Stl	Opponent	Date
1.	18	MARSHALL	02/12/11
2.	17	N.C. WESLEYAN	11/14/14
3.	16	WILLIAM & MARY LONGWOOD vs. Campbell	02/18/95 01/07/87 01/20/82

MOST TURNOVERS FORCED

Rk.	TF	Opponent	Date
1.	36	at Duke	12/04/74
2.	34	GEORGIA SOUTHERN BERRY	01/02/91 12/08/80
4.	33	GEORGIA STATE	12/17/74
5.	32	LONGWOOD	11/28/87



Team Single Game Records

ALL CAPS - home game; at - away; vs. - neutral site

PERSONAL FOULS

Rk.	PF	Opponent	Date
1.	36	CHARLOTTE (ot)	02/07/04
2.	35	at UTEP	02/23/08
		at Navy	02/20/82
		BAPTIST COLLEGE	12/07/70
5.	33	at Memphis	02/02/05

FEWEST POINTS

Rk.	Pts	Opponent	Date
1.	12	High Point	1934-35
2.	16	Campbell	1931-32
3.	16	Louisburg JC	1931-32
4.	17	Atlantic Christian	1931-32
5.	19	N.C State Freshman	1932-33

FEWEST POINTS

(shot clock era 1985-86)

Rk.	Pts	Opponent	Date
1.	35	COLLEGE OF CHARLESTON	12/15/16
2.	36	at Houston	01/22/22
		at Wisconsin - Green Bay	12/08/98
3.	38	at SW Missouri State	01/04/95
4.	39	UCF	12/31/18
5.	40	at Clemson	12/29/04

FEWEST POINTS IN HALF

Rk.	Pts	Opponent (Half)	Date
1.	12	at UAB (1st)	03/05/11
2.	13	at Houston (1st)	02/25/18
		COLLEGE OF CHARLESTON (1st)	12/15/16
		at American (2nd)	01/13/90
		JAMES MADISON (2nd)	01/08/93
		vs. West Virginia (1st)	03/02/67

FEWEST FIELD GOALS

Rk.	FG	Opponent	Date
1.	8	at Houston	01/22/22
2.	11	COLLEGE OF CHARLESTON	12/15/16
3.	12	at SMU	02/02/11
		at Marshall	02/06/10
		at Clemson	12/29/04
		at Louisville	02/19/02

FEWEST FIELD GOAL ATTEMPTS

Rk.	FGA	Opponent	Date
1.	29	CAMPBELL	11/25/85
2.	31	JAMES MADISON	01/08/83
3.	33	vs. Richmond	03/04/82
4.	34	FRANCIS MARION	01/19/84
5.	35	at Campbell	01/10/83

LOWEST FIELD GOAL PERCENTAGE

Rk.	Pct (FG-A)	Opponent	Date
1.	.160 (8-50)	at Houston	01/22/22
2.	.211 (12-57)	at Clemson	12/29/04
3.	.246 (14-57)	vs. Wake Forest	11/15/09
4.	.250 (12-48)	at Marshall	02/06/10
5.	.255 (12-47)	at SMU	02/02/11

FEWEST FREE THROWS MADE

Rk.	FTM	Opponent	Date
1.	0	Five times	
		last: at William & Mary	01/14/84

FEWEST FREE THROW ATTEMPTS

Rk.	FTA	Opponent	Date
1.	0	at William & Mary	01/14/84
		APPALACHIAN STATE	02/28/76
3.	1	at William & Mary	12/02/78
4.	2	at UConn	02/04/15
		ROBERT MORRIS	11/22/00

FEWEST REBOUNDS

Rk.	Rebs	Opponent	Date
1.	14	at Marshall	01/10/09
2.	17	at Houston	02/25/18
		at SMU	02/21/16
		UTEP	02/06/14
5.	18	at UNC Wilmington	01/28/89

FEWEST TURNOVERS

Rk.	TO	Opponent	Date
1.	3	at The Citadel	02/13/71
2.	4	UTEP	02/06/14
		USF (2ot)	01/25/03
		AMERICAN	01/16/93
5.	5	UNC WILMINGTON	12/01/13
		at George Mason	01/06/96
		UNC WILMINGTON	01/25/84

FEWEST PERSONAL FOULS

Rk.	PF	Opponent	Date
1.	8	MOUNT MT. MARYS	01/04/00
2.	9	Eight times	

Erin Straughn collected five steals to help the Pirates set a program record with 18 against Marshall (2/12/11).





Team Season Records

GAMES

1.	35	2012-13
2.	34	2013-14 2010-11
4.	33	2023-24 2022-23 2016-17 2014-15

MOST WINS

1.	23	2012-13 1953-54
3.	19	1974-75
4.	18	2010-11 1994-95 1955-56 1952-53

MOST LOSSES

1.	24	2006-07 1983-84
3.	21	2018-19 2009-10 1984-85

MOST POINTS SCORED

1.	2,679	2012-13
2.	2,477	2013-14
3.	2,346	1974-75
4.	2,319	2010-11
5.	2,287	2023-24

HIGHEST SCORING AVERAGE

1.	83.8	1974-75
2.	81.7	1969-70
3.	81.1	1977-78
4.	79.9	1968-69
5.	78.1	1960-61

FEWEST POINTS ALLOWED

1.	1,415	1962-63
2.	1,646	1964-65
3.	1,720	1998-99
4.	1,757	2002-03
5.	1,786	2003-04

FEWEST POINTS ALLOWED PER GAME

1.	63.6	1982-83
2.	63.7	1998-99
3.	64.6	1962-63
4.	64.9	1983-84
5.	65.1	2016-17 2011-12 2002-03

MOST FIELD GOALS MADE

1.	978	1974-75
2.	922	2012-13
3.	839	1978-79
4.	844	1977-78
5.	839	1978-79

MOST FIELD GOALS ATTEMPTED

1.	2,039	2012-13
2.	1,985	1974-75
3.	1,903	2023-24
4.	1,896	2022-23
5.	1,863	1976-77

BEST FIELD GOAL PERCENTAGE

1.	.496 (835-1,682)	1979-80
2.	.493 (978-1,985)	1974-75
3.	.486 (764-1,572)	1988-89
4.	.484 (844-1,743)	1977-78
5.	.483 (839-1,737) (749-1,552)	1978-79 1986-87

FEWEST FIELD GOALS ALLOWED

1.	528	1962-63
2.	593	1996-97
3.	601	2003-04
4.	614	1999-00
5.	623	1964-65

FIELD GOAL PERCENTAGE DEFENSE

1.	.392 (771-1,968)	2016-17
2.	.394 (601-1,526)	2003-04
3.	.405 (686-1,692)	1970-71
4.	.407 (627-1,542)	2002-03
5.	.409 (593-1,450)	1996-97

MOST THREE-POINT FGS MADE

1.	289	2013-14
2.	274	2012-13
3.	261	2008-09
4.	258	2010-11
5.	249	2022-23

MOST THREE-POINT ATTEMPTS

1.	788	2022-23
2.	786	2013-14
3.	784	2012-13
4.	720	2010-11
5.	696	2023-24

BEST THREE-POINT FG PCT.

1.	.390 (147-377)	1989-90
2.	.384 (232-604)	2007-08
3.	.381 (155-407)	1990-91
4.	.379 (261-689)	2008-09
5.	.376 (184-489)	1991-92

THREE-POINT FGS PER GAME

1.	8.7	2008-09
2.	8.5	2013-14
3.	8.1	2000-01
4.	7.8	2012-13
5.	7.7	2007-08

MOST FREE THROWS MADE

1.	614	1968-69
2.	591	2010-11
3.	570	2013-14
4.	561	2012-13
5.	531	1971-72

MOST FREE THROWS ATTEMPTED

1.	854	2010-11
2.	845	1968-69
3.	812	1971-72
4.	801	1969-70
5.	799	2013-14

BEST FREE THROW PERCENTAGE

1.	.755 (344-456)	1962-63
2.	.754 (436-578)	2021-22
3.	.750 (424-565)	1966-67
4.	.736 (391-531)	1988-89
5.	.733 (398-543)	1961-62

MOST REBOUNDS

1.	1,433	1971-72
2.	1,388	1969-70
3.	1,300	1970-71
4.	1,256	2012-13
5.	1,250	2016-17

BEST REBOUND AVERAGE

1.	53.4	1969-70
2.	52.0	1970-71
3.	49.4	1971-72
4.	44.6	1974-75
5.	44.5	1972-73

REBOUND MARGIN

1.	+11.3 (53.4/42.1)	1969-70
2.	+8.2 (52.0/43.8)	1970-71
3.	+7.7 (38.5/30.8)	1996-97
4.	+7.3 (49.4/42.1)	1971-72
5.	+6.6 (39.2/32.6)	1999-00

MOST ASSISTS

1.	603	2012-13
2.	486	2015-16
3.	458	2013-14
4.	457	1994-95
5.	452	2011-12

HIGHEST ASSISTS PER GAME AVERAGE

1.	17.2	2012-13
2.	15.9	2020-21 1974-75
4.	15.8	1994-95
5.	15.5	1988-89

MOST TURNOVERS

1.	535	1974-75
2.	518	2009-10
3.	492	1989-90
4.	478	2010-11
5.	476	1987-88

FEWEST TURNOVERS

1.	347	2002-03
2.	358	2023-24
3.	367	2008-09
		1993-94
5.	374	1997-98

FEWEST TURNOVERS PER GAME

1.	10.8	2023-24
2.	11.5	2014-15
3.	11.7	2013-14
4.	12.2	2008-09
5.	12.6	2020-21

MOST STEALS

1.	279	2012-13
2.	260	2023-24
3.	241	2011-12
4.	233	1990-91
5.	223	1993-94

HIGHEST STEALS PER GAME AVERAGE

1.	8.3	1993-94 1990-91
3.	8.0	2012-13
4.	7.9	2023-24
5.	7.8	2011-12

MOST BLOCKED SHOTS

1.	171	2016-17
2.	156	2012-13
3.	138	2001-02
4.	131	2011-12
5.	125	2003-04

HIGHEST BLOCKS PER GAME AVERAGE

1.	5.2	2016-17
2.	4.6	2003-04 2001-02
4.	4.5	2012-13
5.	4.2	2011-12

MOST PERSONAL FOULS

1.	666	2010-11
2.	643	2019-20
3.	641	1983-84
4.	618	2012-13
5.	603	2007-08

FEWEST PERSONAL FOULS

1.	363	1962-63
2.	410	1963-64
3.	471	1998-99
4.	487	2021-22
5.	490	1966-67



Scoring

CAREER

POINTS SCORED

No.	Player	Years	G	Pts.
1.	Bobby Hodges	1951-54	N/A	2,018
2.	Lester Lyons	1990-94	112	1,825
3.	Sonny Russell	1950-53	N/A	1,653
4.	Caleb White	2013-17	129	1,578
5.	B.J. Tyson	2014-18	120	1,570
6.	Darius Morrow	2008-12	123	1,506
7.	Anton Gill	1991-95	112	1,485
8.	Jayden Gardner	2018-21	81	1,462
9.	Bill Otte	1961-64	87	1,368
10.	Brock Young	2007-11	121	1,232
11.	Curt Vanderhorst	1982-86	108	1,199
12.	Oliver Mack	1977-79	52	1,196
13.	Jim Gregory	1968-71	77	1,193
14.	Jerry Woodside	1964-66	68	1,189
15.	Blue Edwards	1986-87, '88-89	57	1,177


SCORING AVERAGE

No.	Player	Years	G	Pts.	Avg.
1.	Oliver Mack	1977-79	52	1,196	23.0
2.	Blue Edwards	1986-87, '88-89	57	1,177	20.7
3.	Jayden Gardner	2018-21	81	1,462	18.0
4.	Jerry Woodside	1963-66	68	1,189	17.5
5.	Marchel Henry	1984-86	55	954	17.3
6.	Lester Lyons	1990-94	112	1,825	16.3
7.	Bill Otte	1961-64	87	1,368	15.7
8.	Jim Gregory	1968-71	77	1,193	15.5
9.	Maurice Kemp	2011-13	65	974	15.0
10.	Jim Modlin	1967-70	79	1,174	14.9
11.	Akeem Richmond	2012-14	69	994	14.4
12.	Tom Miller	1967-70	77	1,048	13.6
13.	Anton Gil	1991-95	112	1,485	13.2
14.	B.J. Tyson	2014-18	120	1,570	13.1
	Tristen Newton	2019-22	78	1,018	13.1
15.	Gabriel Mikulas	2000-04	84	1,086	12.9

SEASON

POINTS SCORED

No.	Player	Year	G	Avg.	Pts.
1.	Blue Edwards	1988-89	29	26.7	773
2.	Oliver Mack	1977-78	25	27.9	699
3.	Maurice Kemp	2012-13	35	18.9	660
4.	Akeem Richmond	2013-14	34	18.0	612
5.	Jayden Gardner	2019-20	31	19.7	610
6.	RJ Felton	2023-24	33	17.3	570
7.	Johnny Edwards	1982-83	29	18.6	539
8.	Marchell Henry	1986-87	28	19.1	534
9.	Tristen Newton	2021-22	30	17.7	530
10.	Jontae Sherrod	2010-11	34	15.6	529
11.	Jayden Gardner	2018-19	31	16.3	505
12.	Gus Hill	1987-88	26	19.3	503
13.	Oliver Mack	1978-79	27	18.3	495
14.	Lester Lyons	1990-91	28	17.6	494
15.	Anton Gil	1994-95	29	16.8	486
16.	George Maynor	1978-79	27	17.0	459



Anton Gill was the last ECU player to score 40 points in a game (vs. William Mary, Jan. 9, 1994)

SCORING AVERAGE

No.	Player	Year	G	Avg.	Pts.
1.	Oliver Mack	1977-78	25	699	27.9
2.	Blue Edwards	1988-89	29	773	26.7
3.	Jayden Gardner	2019-20	31	610	19.7
4.	Jerry Woodside	1964-65	22	430	19.6
5.	Gus Hill	1987-88	26	503	19.3
6.	Marchell Henry	1986-87	28	534	19.1
7.	Maurice Kemp	2012-13	35	660	18.9
8.	Bill Otte	1962-63	22	411	18.7
9.	Johnny Edwards	1982-83	29	539	18.6
10.	Jim Modlin	1969-70	26	480	18.5

GAME

See Page 44



Single-Game Scoring

Pts.	Name & Opponent	Date
47	Oliver Mack vs. USC-Aiken	02/11/78
43	Gus Hill vs. Navy	02/13/88
42	Jim Modlin vs. Western Carolina	12/01/69
41	Oliver Mack vs. UT-Chattanooga	01/23/78
40	Anton Gil vs. William & Mary	01/09/94
39	Oliver Mack vs. Boston College	12/10/77
38	Blue Edwards vs. UMBC	12/27/88
	Oliver Mack vs. Maryland	12/07/77
37	Akeem Richmond vs. Campbell	01/02/14
	Akeem Richmond vs. Fayetteville State	12/03/13
36	Akeem Richmond vs. UTSA	03/11/14
	Blue Edwards vs. UNC Wilmington	01/28/89
	Oliver Mack vs. Alderson-Broadus	12/05/77
	Jim Gregory vs. Southern Miss	02/08/71
	Steve Richardson vs. Navy	02/03/90
35	Vance Jackson at Cincinnati	01/12/22
	Jayden Gardner at UCF	01/13/19
	Corey Rouse vs. N.C. A&T	11/18/05
	Marchell Henry vs. Southern Illinois	12/12/86
	Jerry Woodside vs. UT-Chattanooga	12/21/65
34	Blue Edwards vs. George Mason	03/05/89
	Oliver Mack vs. Georgia Southern	02/20/78
	Oliver Mack vs. UNC Wilmington	02/09/78
	Oliver Mack vs. La Salle	12/09/77
	Gerald Smith vs. Old Dominion	01/14/67
	Charles Alford vs. George Washington	02/12/66
	Blue Edwards vs. N.C. Wesleyan	11/26/88
33	RJ Felton vs. USC Upstate	11/15/23
	Maurice Kemp at Rice	02/02/13
	Darrius Morrow vs. Marshall	01/22/11
	Lester Lyons vs. Old Dominion	01/25/92
	Oliver Mack vs. Mercer	02/25/78
	Oliver Mack vs. Richmond	02/22/78
	Don Smith vs. Lenoir-Rhyne	12/09/60
	Lacy West vs. Elon	01/04/63
32	Tristen Newton vs. Tulane	01/05/22
	Blue Edwards vs. William & Mary	02/01/89
	Blue Edwards vs. American	02/18/89
	Oliver Mack vs. Virginia Tech	03/01/78
	Oliver Mack vs. Old Dominion	02/14/78
	Nicky White vs. Davidson	12/08/73
	Steve Richardson vs. James Madison	01/12/91
	Jim Gregory vs. Richmond	02/06/71
	Jim Gregory vs. East Tennessee State	12/12/70
	Tom Miller vs. N.C. State	01/15/70
	Lacy West vs. Atlantic Christian	02/02/63
	Gus Hill vs. Virginia Commonwealth	12/10/87

Pts.	Name & Opponent	Date
31	Akeem Richmond vs. UTSA	02/08/14
	Darrell Jenkins vs. Houston	02/10/07
	Blue Edwards vs. Campbell	02/16/89
	Blue Edwards vs. William & Mary	01/07/89
	Blue Edwards vs. South Carolina	12/07/88
	Oliver Mack vs. Manhattan	12/29/78
	Herb Krusen vs. UNC Asheville	01/21/78
	Dave Franklin vs. Southern Miss	02/08/71
	Jim Gregory vs. Jacksonville	02/05/70
	Jim Modlin vs. Furman	01/06/70
	Charles Alford vs. Atlantic Christian	02/07/66
	Charles Alford vs. UT-Chattanooga	12/21/65
	Reed Lose vs. Miami (Ohio)	12/29/87
30	Brandon Johnson at UTSA	02/10/24
	RJ Felton vs. Campbell	11/11/23
	Tristen Newton vs. Western Carolina	11/14/21
	Jayden Gardner at UNCW	11/27/18
	Jayden Gardner vs. Lamar	11/11/18
	Shawn Williams vs. Memphis	02/03/18
	B.J. Tyson vs. UNCW	11/30/17
	Maurice Kemp vs. Houston	01/16/13
	Brock Young vs. Tulsa	02/27/10
	Darrell Jenkins vs. Tulane	03/08/08
	Sam Hinnant vs. Houston	03/01/08
	Sam Hinnant vs. N.C. State	12/08/07
	Garrett Blackwelder vs. George Mason	01/17/00
	Reed Lose vs. TCU	12/30/89
	Blue Edwards vs. James Madison	02/11/89
	Blue Edwards vs. Campbell	12/03/88
	Curt Vanderhorst vs. Richmond	02/16/85
	George Maynor vs. Wisconsin-Milwaukee	03/01/80
	Donnie Owens vs. Davidson	01/20/75
	Dan Pasquariello vs. Richmond	01/11/67
	Dan Pasquariello vs. VMI	01/07/67
	Bill Otte vs. Atlantic Christian	01/20/64
	Charlie Lewis vs. Catawba	02/07/62
	Bill Otte vs. Atlantic Christian	02/03/62
	Charlie Lewis vs. Lenoir-Rhyne	12/08/61



Sam Hinnant dropped 30 points on NC State in ECU's 2007 victory over the Wolfpack.



Miscellaneous Scoring

40-POINT GAMES/CAREER

Player	Years	No.
Oliver Mack	1978-79	2
Anton Gill	1992-95	1
Gus Hill	1988-90	1
Jim Modlin	1969-70	1

30-POINT GAMES/CAREER

Player	Years	No.
Oliver Mack	1978-79	13
Blue Edwards	1987,+89	11
Akeem Richmond	2013-14	4
Jim Gregory	1969-71	4
Charles Alford	1966-68	3
Jayden Gardner	2018-21	3
Jim Moldin	1969-70	3
Gus Hill	1988-90	2
Sam Hinnant	2006-09	2
Darrell Jenkins	2007-08	2
Maurice Kemp	2012-13	2
Charlie Leius	1961-62	2
Reed Lose	1987-90	2
Bill Otte	1962-64	2
Dan Pasquariello	1966-67	2
Steve Richardson	1989-92	2
Lacy West	1961-63	2
Tristen Newton	2019-22	2
RJ Felton	2021-pres.	2
Brandon Johnson	2021-24	1
Vance Jackson	2016-22	1

30-POINT GAMES/SEASON

Player	Year	No.
Oliver Mack	1977-78	12
Blue Edwards	1988-89	11
Akeem Richmond	2013-14	4
Jayden Gardner	2018-19	3
Jim Gregory	1970-71	3
Gus Hill	1987-88	2
Sam Hinnant	2007-08	2
Maurice Kemp	2012-13	2
Charlie Leius	1961-62	2
Dan Pasquariello	1966-67	2
Lacy West	1962-63	2
Tristen Newton	2021-22	2
RJ Felton	2023-24	2
Brandon Johnson	2023-24	2
Vance Jackson	2021-22	1

POINTS SCORED IN A HALF

No.	Player	Year	Date	Pts.
1.	Oliver Mack	USC-Aiken	02/11/78	27 (1st)
2.	Oliver Mack	Chattanooga	01/23/78	26 (2nd)
3.	Lester Lyons	Old Dominion	01/25/92	25 (2nd)
	Gus Hill	Navy	02/13/88	25 (2nd)
5.	Akeem Richmond	Campbell	01/02/14	24 (2nd)
	Courtney Captain	UTEP	02/24/07	24 (1st)
	Oliver Mack	Old Dominion	02/14/78	24 (2nd)
7.	Vance Jackson	Cincinnati	01/12/22	22 (2nd)
	Kentrell Barkley	SMU	03/10/17	22 (2nd)
	Curt Vanderhorst	James Madison	03/03/84	22 (2nd)
	Oliver Mack	Boston College	12/10/77	22 (1st)
	Oliver Mack	Maryland	12/07/77	22 (2nd)
	Oliver Mack	Alderson-Broadus	12/05/77	22 (1st)

MOST POINTS IN A GAME BY CLASS

Freshman - 36, Steve Richardson vs. Navy (02/03/90)
Sophomore - 43, Gus Hill vs. Navy (02/13/88)
Junior - 40, Anton Gill vs. William & Mary (01/19/94)
Senior - 47, Oliver Mack vs. USC-Aiken (02/11/78)

MOST POINTS BY SITE

Most Points In A Home Game - 47
 Oliver Mack vs. USC-Aiken (02/11/78)
Most Points On An Opponent's Court - 43
 Gus Hill vs. Navy (02/13/88)
Most Points On A Neutral Court - 39
 Oliver Mack vs. Boston College (12/10/77)*
 * Charlotte Coliseum (Charlotte, N.C.)

MOST POINTS IN A FRESHMAN DEBUT (since 1986)

- 22 B.J. Tyson vs. N.C. Wesleyan (11/14/14)
- 20 Tristen Newton vs. VMI (11/05/19)
- 19 Sam Hinnant vs. N.C. A&T (11/18/05)
- 18 Lester Lyons vs. N.C. Wesleyan (11/24/90)
- 16 Erroyl Bing vs. Arkansas State (11/17/00)

MOST POINTS IN AN ECU DEBUT (since 1986)

- 23 Jonathan Moore vs. Rutgers (11/14/01)
- 22 B.J. Tyson vs. N.C. Wesleyan (11/14/14)
- 22 Darrell Jenkins vs. Morgan State (11/11/06)
- 22 Raphael Edwards vs. Fairfield (11/23/96)
- 20 Tristen Newton vs. VMI (11/05/19)

FOUR PLAYERS TO SCORE 20 POINTS/GAME

Bobby Kinnard (26), Jim Cox (22), Jerry Woodside (21), Charles Alford (20) vs. Lenoir-Rhyne (12/03/65)

THREE PLAYERS TO SCORE 20 POINTS/GAME

B.J. Tyson (25), Prince Williams (25), Kentrell Barkley (20) vs. Tulane (2/10/16)
 Fred Primus (28), Erroyl Bing (27), Gabriel Mikulas (25) vs. UNCG (12/28/00)
 Leon Bass (23), Blue Edwards (23), Keith Sledge(22) vs. Campbell (12/17/86)
 Oliver Mack (34), Herb Gray (26), Greg Cornelius (20) vs. UNC Wilmington (02/09/78)
 Jim Modlin (26), Tom Miller (25), Jim Gregory (22) vs. William & Mary (02/08/70)
 Jim Gregory (27), Jim Modlin (26), Tom Miller (21) vs. The Citadel (02/14/70)
 Jim Gregory (27), Jim Fairley (25), Tom Miller (22) vs. William & Mary (02/07/70)
 Jim Gregory (31), Jim Fairley (24), Jim Modlin (22) vs. Jacksonville (02/05/70)
 Jim Gregory (28), Jim Fairley (27), Jim Modlin (20) vs. Richmond (01/29/70)
 Jim Modlin (29), Jim Fairley (26), Jim Gregory (25) vs. Atlantic Christian (12/06/69)
 Earl Thompson (40), Richard Keir (23), Tom Miller (21) vs. Atlantic Christian (12/07/68)
 Earl Thompson (27), Vince Colbert (22), Jim Modlin (21) vs. The Citadel (02/19/68)
 Tom Miller (23), Vince Colbert (22), Jim Modlin (22) vs. Florida State (02/03/68)
 Vince Colbert (23), G. Smith (21), Jim Cox (20) vs. The Citadel (02/08/67)

TWO PLAYERS TO SCORE 30 POINTS/GAME

Jim Gregory (36), Dave Franklin (31) vs. Southern Miss (02/8/71)
 Charles Alford (31), Bob Kinnard (31) vs. Atlantic Christian (Feb. 7, 1966)



Rebounding

CAREER

REBOUNDS

No.	Player	Years	G	Reb.
1.	Bill Otte	1960-64	87	969
2.	Erroyl Bing	2000-04	112	939
3.	Larry Hunt	1973-77	107	906
4.	Jim Gregory	1968-71	77	852
5.	Al Faber	1970-73	79	816
6.	Ike Copeland	1989-93	101	808
7.	Darius Morrow	2008-12	123	778
8.	Jim Fairley	1969-72	69	727
	Anton Gill	1991-95	112	727
10.	Corey Rouse	2002-06	95	712
11.	Jayden Gardner	2018-21	81	705
12.	Brandon Johnson	2021-24	93	681
13.	Lacy West	1960-63	91	656
14.	Greg Cornelius	1976-79	81	625
15.	Herb Gray	1976-80	88	615
16.	Kentrell Barkley	2015-18	87	613
17.	Moussa Badiane	2001-05	105	612
18.	Bobby Kinnard	1963-66	72	597
19.	Jim Modlin	1967-70	79	567
20.	Nicky White	1971-74	79	565
21.	Jerry Woodside	1963-66	68	542
22.	Dave Franklin	1971-73	79	524
23.	Tim Basham	1994-97	107	509
24.	Jamar Abrams	2008-11	124	507
25.	Gabriel Mikulas	2001-04	84	502

REBOUNDING AVERAGE

No.	Player	Years	G	Reb.	Avg.
1.	Bill Otte	1960-64	87	969	11.1
	Jim Gregory	1968-71	77	852	11.1
3.	Lawrence Clayton	1959-60	45	455	10.6
4.	Jim Fairley	1969-72	69	727	10.5
5.	Al Faber	1970-73	79	816	10.3
6.	Charles Alford	1966-68	51	457	9.0
	Don Smith	1959-61	42	376	9.0
8.	Jayden Gardner	2018-21	81	705	8.7
9.	Jim Fairley	1969-72	85	727	8.6
10.	Erroyl Bing	2001-04	112	937	8.3
	Bobby Kinnard	1963-66	72	597	8.3
12.	Ike Copeland	1989-93	101	808	8.0
	Jerry Woodside	1963-66	68	542	8.0
14.	Greg Cornelius	1976-79	81	625	7.7
15.	Corey Rouse	2002-06	95	712	7.5

SEASON

REBOUNDS

No.	Player	Years	G	Reb.
1.	Bill Otte	1961-62	26	332
2.	Jim Fairley	1969-70	26	314
3.	Al Faber	1970-71	25	304
4.	Robert Sampson	2012-13	35	303
5.	Corey Rouse	2005-06	28	301
6.	Al Faber	1971-72	28	297
7.	Jim Fairley	1971-72	29	292
8.	Jayden Gardner	2019-20	31	285
9.	Larry Hunt	1974-75	28	284
10.	Larry Hunt	1976-77	28	282
	Ike Copeland	1992-93	30	282
12.	Jim Gregory	1970-71	24	277
13.	Jim Modlin	1969-70	26	273
14.	Bill Otte	1962-63	22	272
15.	Brandon Johnson	2023-24	31	268
16.	Jayden Gardner	2018-19	31	262

REBOUNDING AVERAGE

No.	Player	Years	G	Reb.	Avg.
1.	Bill Otte	1961-62	26	332	12.8
2.	Bill Otte	1962-63	22	272	12.3
3.	Al Faber	1970-71	25	304	12.2
4.	Jim Fairley	1969-70	26	314	12.1
5.	Jim Gregory	1970-71	24	277	11.5
6.	Corey Rouse	2005-06	28	301	10.8
7.	Al Faber	1971-72	28	297	10.6
8.	Jim Modlin	1969-70	26	273	10.5
9.	Jim Gregory	1969-70	25	261	10.4
10.	Corey Rouse	2004-05	28	285	10.2



Single-Game Rebounding

Reb.	Player	Opponent	Date	
24	Erroyl Bing	USF (2ot)	01/25/03	
	Jim Fairley	Belmont Abbey	01/21/70	
	Bill Otte	Atlantic Christian	02/03/62	
23	Jim Fairley	VMI	01/10/70	
22	Al Faber	VMI	01/30/71	
	Al Faber	Belmont Abbey	02/03/71	
21	Jim Gregory	Belmont Abbey	02/03/71	
	Jim Gregory	St. Francis (Pa.)	01/27/71	
	Charles Alford	Atlantic Christian	02/04/66	
	Charles Alford	Atlantic Christian	02/07/65	
20	Jayden Gardner	at UCF	01/13/19	
	Larry Hunt	Georgia Southern	12/16/76	
	Jim Gregory	The Citadel	02/18/69	
	Jim Modlin	Western Carolina	12/01/69	
	Bobby Kinnard	Frederick	02/17/65	
19	Ezra Ausar	Houston	03/10/23	
	Brandon Johnson	Coppin State	11/27/21	
	Jayden Gardner	Houston	01/29/20	
	Herb Gray	Milwaukee	02/29/80	
	Jim Fairley	West Virginia	12/01/71	
	Jim Gregory	Southern Miss	02/08/71	
	Jim Gregory	Richmond	01/14/69	
	18	Brandon Johnson	Temple	12/28/22
	Kentrell Barkley	Tulane	01/31/18	
Robert Sampson	Appalachian State	11/20/12		
Quincy Hall	James Madison	01/09/99		
Herb Gray	Mercer	02/25/78		
Larry Hunt	Old Dominion	01/07/76		
Larry Hunt	William & Mary	03/03/75		
Larry Hunt	Mercer	12/21/74		
Nicky White	American	01/04/74		
Jim Gregory	East Tennessee State	12/12/70		
Jim Fairley	Old Dominion	02/09/70		
Bobby Kinnard	East Tennessee State	12/07/65		
Bill Otte	The Citadel	12/08/62		
17	Jayden Gardner	Prairie View A&M	11/21/18	
	Robert Sampson	Marshall	01/19/13	
	Corey Rouse	Houston	02/04/06	
	Corey Rouse	N.C. A&T	11/18/05	
	Erroyl Bing	Campbell	12/21/02	
	Gabriel Mikulas	Old Dominion	01/30/01	
	Jim Fairley	Old Dominion	02/17/72	
	Al Faber	Old Dominion	02/17/72	
	Jim Fairley	The Citadel	02/21/70	
	Jim Gregory	Old Dominion	02/09/70	
	Jim Gregory	Jacksonville	02/05/70	
	Jim Gregory	Georgia Southern	01/01/70	
	Jim Gregory	The Citadel	01/04/69	
	Charles Alford	St. Peter's	12/01/67	
	16	Jayden Gardner	at Tulsa	03/03/19
		Kentrell Barkley	Temple	03/09/17
		Andre Washington	Stetson	11/20/06
Robert Sampson		Georgia State	11/26/12	
Moussa Badiane		Louisville	01/19/05	
Moussa Badiane		South Florida	01/05/05	
Ike Copeland		Southeastern Louisiana	12/18/93	

Reb.	Player	Opponent	Date
	Herb Gray	Alderson-Broadus	12/05/77
	Larry Hunt	UNC Asheville	11/29/76
	Larry Hunt	VMI	01/25/75
	Larry Hunt	UNC Wilmington	12/14/74
	Jim Fairley	William & Mary	02/19/72
	Al Faber	Richmond	03/04/71
	Jim Modlin	Western Carolina	02/14/70
	Jim Fairley	Jacksonville	02/05/70
	Jim Gregory	Richmond	01/29/70
	Jim Fairley	George Washington	01/03/70
	Jim Fairley	Atlantic Christian	12/06/69
	Charles Alford	Furman	12/08/67
	Bill Otte	Atlantic Christian	02/16/63
	Bill Otte	High Point	12/28/62
15	Brandon Johnson	Delaware State	12/20/23
	Brandon Johnson	High Point	12/21/22
	Jayden Gardner	Houston	02/03/21
	Jayden Gardner	USF	01/26/19
	Jayden Gardner	at UNCW	11/27/18
	Michael Zangari	Louisiana Tech	02/20/14
	Brandan Stith	Chowan	11/14/13
	Maurice Kemp	Rider	03/23/13
	Robert Sampson	Gardner-Webb	12/18/12
	Darius Morrow	Jacksonville	03/15/11
	Gabe Blair	Richmond	11/14/06
	Corey Rouse	Saint Paul's	01/07/06
	Corey Rouse	St. Andrews	01/03/05
	Erroyl Bing	TCU	02/21/04
	Erroyl Bing	TCU	03/02/02
	Erroyl Bing	UNCG	12/05/01
	Erroyl Bing	UCF	12/30/00
	Von Bryant	Elon	11/25/95
	Ike Copeland	Liberty	01/30/91
	Johnny Edwards	Navy	01/29/83
	Morris Hargrove	Charlotte	01/27/82
	Morris Hargrove	Canisius	12/05/81
	Greg Cornelius	Georgia Southern	01/25/78
	Greg Cornelius	UNC Asheville	01/21/78
	Larry Hunt	Davidson	01/29/77
	Larry Hunt	Old Dominion	01/26/77
	Larry Hunt	VMI	12/06/75
Larry Hunt	Davidson	01/20/75	
Nicky White	Richmond	01/09/74	
Jim Fairley	Richmond	01/06/72	
Al Faber	Davidson	12/08/71	
Jim Gregory	St. Peter's	02/01/71	
Al Faber	Davidson	01/19/71	
Jim Fairley	Furman	01/16/71	
Al Faber	Furman	01/16/71	
Jim Gregory	Marshall	01/02/71	
Jim Modlin	Old Dominion	02/09/70	
Jim Fairley	Richmond	01/29/70	
Jim Gregory	VMI	01/10/70	
Jim Fairley	Georgia Southern	01/01/70	
Jim Gregory	Duke	12/15/69	
Bill Otte	Erskine	12/31/62	
Bill Otte	VMI	12/01/62	



Offensive Rebounds

CAREER

No.	Player	Years	G	Reb.
1.	Erroyl Bing	2000-04	112	351
2.	Darius Morrow	2008-12	123	306
3.	Anton Gill	1991-95	112	270
4.	Ike Copeland	1989-93	101	268
5.	Corey Rouse	2002-06	95	258
6.	Jayden Gardner	2018-21	81	223
7.	Moussa Badiane	2001-05	105	215
8.	Brandon Johnson	2021-24	93	203
9.	Tim Basham	1993-97	107	174
10.	Robert Sampson	2010-13	96	171
11.	Gabriel Mikulas	2000-04	84	167
12.	Chuckie Robinson	1993-95	56	166
13.	Maurice Kemp	2011-13	65	161
14.	Kentrell Barkley	2015-18	87	156
15.	Jamar Abrams	2007-11	124	155
16.	Stanley Love	1987-91	103	154

SEASON

No.	Player	Years	G	Reb.
1.	Corey Rouse	2005-06	28	110
2.	Corey Rouse	2004-05	28	104
3.	Chuckie Robinson	1994-95	29	103
	Ike Copeland	1992-93	30	103
5.	Erroyl Bing	2002-03	27	100
6.	Erroyl Bing	2001-02	30	99
7.	Jayden Gardner	2018-19	31	93
8.	Robert Sampson	2012-13	33	92
	Darius Morrow	2008-09	30	92
10.	Jayden Gardner	2019-20	31	91
11.	Maurice Kemp	2012-13	35	87
	Darius Morrow	2010-11	34	87
	Erroyl Bing	2003-04	27	87
14.	Brandan Stith	2013-14	33	86
15.	Andre Washington	2016-17	33	85

GAME

Reb.	Player	Opponent	Date
12	Erroyl Bing	South Florida (2ot)	01/25/03
9	Darius Morrow	VCU (ot)	11/25/08
	Erroyl Bing	Campbell	12/21/02
	Chuckie Robinson	Old Dominion	02/20/95
	Chuckie Robinson	Southwest Missouri St.	01/04/95
	Tim Brown	UMBC	01/29/90
8	Jabari Craig	N.C. A&T	11/14/16
	Michael Zangari	Florida Atlantic	01/16/14
	Brandan Stith	Fayetteville State	12/03/14
	Robert Sampson	Marshall	01/19/13
	Daquan Joyner	Houston	01/16/10
	John Fields	Marshall	02/21/07
	Corey Rouse	UCF	03/08/06
	Moussa Badiane	Tulane	03/05/05
	Corey Rouse	DePaul	01/22/05
	Mike Castro	St. Andrews	01/03/05
	Erroyl Bing	Southern Miss	02/08/03
	Erroyl Bing	UCF	11/24/01
	Tim Brown	UMBC	01/29/90

Offensive Rebounding Average

CAREER

No.	Player	Years	G	Reb.	Avg.
1.	Erroyl Bing	2000-04	112	351	3.13
2.	Chuckie Robinson	1993-95	56	166	2.97
3.	Jayden Gardner	2018-21	81	223	2.75
4.	Corey Rouse	2002-06	95	258	2.72
5.	Ike Copeland	1989-93	101	268	2.65
6.	Raphael Edwards	1996-98	54	142	2.63
7.	Andre Washington	2016-17	33	85	2.58
	Dink Peters	1996-98	52	134	2.58
9.	Darius Morrow	2008-12	123	306	2.49
10.	Maurice Kemp	2011-13	65	161	2.48
11.	John Fields	2006-08	54	130	2.41
	Anton Gill	1991-95	112	270	2.41
13.	Brandon Johnson	2021-24	93	203	2.18
14.	Gabe Blair	2006-08	59	121	2.05
	Moussa Badiane	2001-05	105	215	2.05
16.	Gabriel Mikulas	2000-04	84	167	1.99

SEASON

No.	Player	Years	G	Reb.	Avg.
1.	Corey Rouse	2005-06	28	110	3.93
2.	Corey Rouse	2004-05	28	104	3.71
3.	Erroyl Bing	2002-03	27	100	3.70
4.	Chuckie Robinson	1994-95	29	103	3.56
5.	Ike Copeland	1992-93	30	103	3.43
6.	Erroyl Bing	2001-02	30	99	3.30
7.	Erroyl Bing	2003-04	27	87	3.22
8.	Darius Morrow	2008-09	30	92	3.17
9.	Raphael Edwards	1997-98	27	82	3.04
	Dink Peters	1997-98	25	76	3.04
11.	Jayden Gardner	2018-19	31	93	3.00
12.	Jayden Gardner	2019-20	31	91	2.94
13.	Moussa Badiane	2004-05	27	77	2.85
14.	Robert Sampson	2012-13	33	92	2.79
15.	Darius Morrow	2009-10	28	78	2.79
16.	Brandon Johnson	2023-24	31	78	2.52



Double-Doubles

CAREER DOUBLE-DOUBLES

Player	Years	No.
Jim Gregory	1969-71	36
Larry Hunt	1974-77	34
Jayden Gardner	2018-21	30
Corey Rouse	2003-06	28
Al Faber	1971-73	25
Erroyl Bing	2001-04	24
Jim Fairley	1970-72	24
Brandon Johnson	2021-24	23
Kentrell Barkley	2015-18	19
Jim Modlin	1968-70	19
Maurice Kemp	2012-13	16
Bill Otte	1963-64	16
Darius Morrow	2009-12	15
Anton Gill	1992-95	15
Charles Alford	1966-68	15
Ike Copeland	1990-93	14
Moussa Badiane	2002-05	12
Raphael Edwards	1997-98	12
Johnny Edwards	1982-83	12
Nicky White	1972-74	12
Marchell Henry	1986-87	11
Robert Geter	1974-75	11
Jerry Woodside	1964-66	11
Miguel Paul	2012-13	10
Robert Sampson	2011-13	10
Bob Kinnard	1964-66	10

SEASON DOUBLE-DOUBLES

Player	Years	No.
Corey Rouse	2005-06	17
Al Faber	1970-71	15
Jim Gregory	1970-71	15
Larry Hunt	1976-77	14
Bill Otte	1962-63	14
Jayden Gardner	2019-20	13
Jim Fairley	1969-70	13
Jim Modlin	1969-70	13
Johnny Edwards	1982-83	12
Jim Gregory	1969-70	12
Brandon Johnson	2023-24	11
Corey Rouse	2004-05	11
Larry Hunt	1974-75	11
Brandon Johnson	2022-23	10
Jayden Gardner	2018-19	10
Maurice Kemp	2012-13	10
Nicky White	1973-74	10

TRIPLE-DOUBLES

Player (Pts/Rebs/Ast)	Opponent, Date
Isaac Fleming (11/10/11)	Memphis, 02/03/18
Isaac Fleming (13/10/10)	UConn, 02/18/18

40 POINTS AND 20 REBOUNDS IN THE SAME GAME

Player (Pts/Rebs)	Opponent	Date
Jim Modlin (42/20)	W. Carolina,	12/01/69

30 POINTS AND 20 REBOUNDS IN THE SAME GAME

Player (Pts/Rebs)	Opponent, Date
Jayden Gardner (35/20)	at UCF, 01/13/19
Charles Alford (31/21)	Atlantic Christian, 02/07/66

30 POINTS AND 10 REBOUNDS IN THE SAME GAME

Player (Pts/Rebs)	Opponent, Date
RJ Felton (30/11)	at Campbell, 11/11/23
Jayden Gardner (30/15)	at UNCW, 11/27/18
Jayden Gardner (30/10)	Lamar, 11/11/18
Corey Rouse (35/17)	N.C. A&T, 11/18/05
Reed Lose (31/12)	Miami (Ohio), 12/29/87
Earl Garner (31/11)	Davidson, 01/31/76
Dave Franklin (31/12)	Southern Miss, 02/08/71
Jim Gregory (36/19)	Southern Miss, 02/08/71
Jim Gregory (32/10)	Richmond, 02/06/71
Jim Gregory (32/18)	East Tennessee St., 12/12/70
Jim Gregory (31/17)	Jacksonville, 02/05/70
Charles Alford (30/17)	St. Peter's, 12/01/67
Gerald Smith (34/13)	Old Dominion, 01/14/67
Dan Pasquariello (30/13)	VMI, 01/07/67
Charles Alford (34/11)	G. Washington, 02/12/66
Bob Kinnard (31/13)	Atlantic Christian, 02/07/66

20 POINTS AND 20 REBOUNDS IN THE SAME GAME

Player (Pts/Rebs)	Opponent, Date
Al Faber (23/22)	Belmont Abbey, 02/03/71
Jim Gregory (21/21)	Belmont Abbey, 02/03/71
Jim Fairley (26/24)	Belmont Abbey, 01/21/70
Jim Fairley (25/23)	VMI, 01/10/70
Bill Otte (26/24)	Atlantic Christian, 02/02/63

20 POINTS AND 15 REBOUNDS IN THE SAME GAME

Player (Pts/Rebs)	Opponent, Date
Jayden Gardner (21/15)	Houston, 02/03/21
Jayden Gardner (29/19)	Houston, 01/29/20
Jayden Gardner (28/17)	Prairie View A&M, 11/21/18
Kentrell Barkley (26/16)	Temple, 03/09/17
A. Washington (21/16)	Stetson, 11/20/16
Maurice Kemp (20/15)	Rider, 03/23/13
Corey Rouse (22/15)	Saint Paul's, 01/07/06
Erroyl Bing (27/18)	UNC Greensboro, 12/28/00
Quincy Hall (20/18)	James Madison, 01/09/99
Herb Gray (26/19)	UW-Milwaukee, 02/29/80
Larry Hunt (22/18)	Old Dominion, 01/07/76
Nicky White (29/15)	Richmond, 01/09/74
Jim Fairley (21/15)	Richmond, 01/06/72
Jim Gregory (27/15)	St. Peter's, 01/01/71
Jim Gregory (29/15)	Marshall, 01/02/71
Jim Fairley (24/17)	The Citadel, 02/21/70
Jim Modlin (26/16)	The Citadel, 02/14/70
Jim Fairley (26/18)	Old Dominion, 02/09/70
Jim Fairley (24/16)	Jacksonville, 02/05/70
Jim Fairley (27/15)	Richmond, 01/29/70
Jim Gregory (28/16)	Richmond, 01/29/70
Jim Fairley (22/16)	G. Washington, 01/03/70
Jim Fairley (22/15)	Georgia Southern, 01/01/70
Jim Gregory (26/15)	Duke, 12/15/69
Jim Fairley (26/16)	Atlantic Christian, 12/06/69
Bob Kinnard (22/18)	East Tennessee St., 12/07/65
Bill Otte (23/15)	Erskine, 12/31/62
Bill Otte (23/16)	High Point, 12/28/62
Bill Otte (28/18)	The Citadel, 12/08/62
Bill Otte (23/15)	VMI, 12/01/62

20 POINTS AND 10 ASSISTS IN THE SAME GAME

Player (Pts/Ast)	Opponent, Date
Javon Small (21/10)	Coppin St., 12/11/22
Isaac Fleming (20/10)	at Tulsa, 03/03/19
Isaac Fleming (20/10)	at Tulane, 02/23/19
Prince Williams (20/10)	at Memphis, 01/24/16
Miguel Paul (22/10)	Marshall, 03/09/13
Miguel Paul (28/12)	Southern Miss, 03/08/12
Brock Young (20/10)	G. Washington, 12/22/09
Darrell Jenkins (22/13)	Morgan State, 11/11/06
Buzzy Braman (23/11)	Davidson, 01/20/75



Field Goals

CAREER

FIELD GOALS MADE

No.	Player	Year	FGM
1.	Lester Lyons	1991-94	638
2.	Anton Gill	1992-95	582
3.	B.J. Tyson	2015-18	569
4.	Bill Otte	1961-64	545
5.	Caleb White	2013-17	539
6.	Darius Morrow	2009-12	514
7.	Jayden Gardner	2018-21	512
8.	Oliver Mack	1978-79	507
9.	Curt Vanderhorst	1983-86	505
10.	Herb Krusen	1977-80	503

FIELD GOAL ATTEMPTS

No.	Player	Year	FGA
1.	Lester Lyons	1991-94	1,471
2.	B.J. Tyson	2015-18	1,355
3.	Bill Otte	1961-64	1,304
4.	Caleb White	2013-17	1,244
5.	Anton Gill	1992-95	1,083
6.	Curt Vanderhorst	1983-86	1,041
7.	RJ Felton	2021-pres.	1,027
8.	Jayden Gardner	2018-21	1,022
9.	Billy Brogden	1962-65	1,011
10.	Jim Gregory	1969-71	994

FIELD GOAL PERCENTAGE (min. 250 made)

No.	Player	Year	FGM-A	FG%
1.	Chuckie Robinson	1994-95	255-436	.585
2.	Blue Edwards	1987, +89	466-840	.555
3.	Stanley Love	1988-91	262-481	.545
4.	Darius Morrow	2009-12	514-946	.543
5.	Gabriel Mikulas	2001-04	350-647	.541
6.	Jerry Woodside	1964-66	445-824	.540
7.	Anton Gill	1992-95	582-1,083	.537
8.	Larry Hunt	1974-77	432-821	.526
9.	George Maynor	1979-80	354-674	.525
10.	Leon Bass	1984-87	348-663	.524

SEASON

FIELD GOALS MADE

No.	Player	Year	FGM
1.	Blue Edwards	1988-89	297
2.	Oliver Mack	1977-78	292
3.	Maurice Kemp	2012-13	231
4.	Jayden Gardner	2019-20	223
5.	Johnny Edwards	1982-83	221
6.	Oliver Mack	1978-79	215
7.	Curt Vanderhorst	1984-85	210
8.	Marchell Henry	1986-87	205
9.	George Maynor	1979-80	204
10.	RJ Felton	2023-24	201

FIELD GOAL ATTEMPTS

No.	Player	Year	FGA
1.	Oliver Mack	1977-78	554
2.	Blue Edwards	1988-89	539
3.	RJ Felton	2023-24	466
4.	Maurice Kemp	2012-13	457
5.	Akeem Richmond	2013-14	451
6.	Marchell Henry	1986-87	448
7.	Curt Vanderhorst	1984-85	433
8.	Oliver Mack	1978-79	431
9.	Jayden Gardner	2019-20	428
10.	RJ Felton	2022-23	426

FIELD GOAL PERCENTAGE (min. 200 att.)

No.	Player	Year	FGM-A	FG%
1.	Chuckie Robinson	1994-95	181-293	.618
2.	Gabriel Mikulas	2000-01	138-232	.595
3.	Leon Bass	1986-87	135-228	.592
4.	Anton Gill	1993-94	161-273	.590
5.	Darius Morrow	2009-10	119-205	.580
6.	Ty Armstrong	2012-13	137-241	.568
7.	Ezra Ausar	2022-23	123-219	.562
8.	Blue Edwards	1986-87	169-301	.561
9.	Herb Krusen	1979-80	165-297	.556
10.	Blue Edwards	1988-89	297-539	.554

GAME

FIELD GOALS MADE

Rk.	Player	Opponent	Date	FGM
1.	Oliver Mack	USC Aiken	02/11/78	19
	Oliver Mack	Boston College	12/10/77	18
3.	Oliver Mack	Maryland	12/07/77	17
	Anton Gill	William & Mary	01/19/94	17
5.	Oliver Mack	LaSalle	01/09/77	16
	Charles Alford	George Washington	02/12/66	16
7.	Fifteen times			15

FIELD GOAL ATTEMPTS

Rk.	Player	Opponent	Date	FGA
1.	Oliver Mack	Maryland	12/07/77	36
2.	Blue Edwards	George Mason	03/05/89	32
3.	Charles Alford	St. Peter's	12/01/67	29
4.	Curt Vanderhorst	Richmond	02/16/85	28
	Oliver Mack	Chattanooga	01/23/78	28
	Jim Modlin	Western Carolina	12/01/69	28
	Tom Miller	N.C. State	01/15/70	28
8.	Blue Edwards	South Carolina	12/07/88	27
	Curt Vanderhorst	Navy	02/18/85	27
	Jim Gregory	Jacksonville	02/05/70	27
	Jim Fairley	Jacksonville	02/05/70	27

MOST FIELD GOALS MADE WITHOUT A MISS

Rk.	Player	Opponent	Date	FGM-A
1.	Michel Nzege	Central Connecticut	11/30/14	9-9
2.	Corey Rouse	St. Andrews	01/03/05	8-8
3.	Keith Sledge	George Mason	01/07/85	7-7
	Tom Szymanski	Old Dominion	01/28/81	7-7
	Mark McLaurin	Ohio	11/29/80	7-7
	Jerry Woodside	Ogelthorpe	01/03/64	7-7
7.	Darius Morrow	Campbell	11/17/09	6-6
	Moussa Badiane	Campbell	12/21/02	6-6
	Morris Grooms	Richmond	01/24/96	6-6
	James Lewis	UNC Wilmington	02/01/92	6-6
	Greg Cornelius	Tennessee	12/05/78	6-6
	Herb Krusen	Old Dominion	02/07/77	6-6
	Larry Hunt	The Citadel	01/04/75	6-6
	Earl Thompson	Cornell	12/26/68	6-6

HIGHEST FIELD GOAL PERCENTAGE (min. 10 FGs made)

Rk.	Name	Opponent	Date	Pct (FG-A)
1.	Donnie Owens	Davidson	01/20/75	.938 (15-16)
2.	Jayden Gardner	N.C. Wesleyan	12/01/20	.917 (11-12)
3.	Chuckie Robinson	Northern Arizona	12/20/94	.909 (10-11)
4.	Johnny Edwards	Christopher Newport	12/01/82	.909 (10-11)
5.	Reed Lose	TCU	12/30/89	.846 (11-13)
6.	Maurice Kemp	Virginia-Wise	12/31/11	.833 (10-12)
	Herb Krusen	Oral Roberts	01/07/80	.833 (10-12)
	Charles Alford	William & Mary	02/10/68	.833 (15-18)
9.	Reed Lose	Radford	12/19/87	.800 (12-15)
	Johnny Edwards	Samford	12/04/82	.800 (12-15)
	Herb Krusen	Delaware State	02/11/80	.800 (12-15)



Free Throws

CAREER

MOST FREE THROWS MADE

No.	Player	Years	FTM
1.	Darrius Morrow	2008-12	478
2.	Jayden Gardner	2018-21	429
3.	Brock Young	2007-11	430
4.	Gabriel Mikulas	2000-04	381
5.	Lester Lyons	1990-94	320
6.	B.J. Tyson	2014-18	311
7.	Tony Parham	1994-98	302
8.	Jerry Woodside	1963-66	299
9.	Anton Gill	1991-95	283
10.	Tristen Newton	2019-22	287
	Miguel Paul	2011-13	281

MOST FREE THROW ATTEMPTS

No.	Player	Years	FTA
1.	Darrius Morrow	2008-12	723
2.	Jayden Gardner	2018-21	579
3.	Brock Young	2007-11	532
4.	Jerry Woodside	1963-66	521
5.	Erroyl Bing	2000-04	470
6.	Gabriel Mikulas	2000-04	467
7.	Jim Fairley	1969-72	438
8.	Bill Otte	1960-64	423
9.	B.J. Tyson	2014-18	418
10.	Anton Gill	1991-95	411

FREE THROW PERCENTAGE (min. 100 att.)

No.	Player	Years	FTM	FTA	Pct.
1.	Tristen Newton	2019-22	287	337	.852
2.	Akeem Richmond	2013-14	136	161	.845
3.	Herb Krusen	1976-80	109	130	.838
4.	Jim Cox	1964-67	119	143	.832
5.	Miguel Paul	2012-13	281	344	.817
6.	Gabriel Mikulas	2001-04	381	467	.816
7.	Brock Young	2008-11	430	532	.808
8.	Lester Lyons	1990-94	320	403	.794
9.	Tony Parham	1995-98	302	382	.791
10.	David Underwood	1979-81	147	186	.790

SEASON

MOST FREE THROWS MADE

No.	Player	Years	FTM
1.	Maurice Kemp	2012-13	182
2.	Jayden Gardner	2018-19	171
3.	Jayden Gardner	2019-20	160
4.	Darrius Morrow	2010-11	159
5.	Brock Young	2009-10	158
6.	Blue Edwards	1988-89	154
7.	Tristen Newton	2021-22	152
8.	Jontae Sherrod	2010-11	150
9.	Jim Modlin	1969-70	144
	Gabriel Mikulas	2001-02	144

MOST FREE THROW ATTEMPTS

No.	Player	Years	FTA
1.	Maurice Kemp	2012-13	241
2.	Darrius Morrow	2010-11	239
3.	Jayden Gardner	2018-19	228
4.	Jayden Gardner	2019-20	218
5.	Jim Modlin	1969-70	210
6.	Corey Rouse	2005-06	206
7.	Blue Edwards	1988-89	204
8.	Ezra Ausar	2023-24	199
9.	Jim Fairley	1971-72	197
	Jerry Woodside	1965-66	197

FREE THROW PERCENTAGE (min. 100 att.)

No.	Player	Years	FTM	FTA	Pct.
1.	Tristen Newton	2021-22	152	173	.879
2.	Miguel Paul	2012-13	143	164	.878
3.	Akeem Richmond	2013-14	95	112	.848
4.	Tony Parham	1997-98	91	108	.843
5.	Brock Young	2008-09	99	118	.839
6.	Gabriel Mikulas	2002-03	95	115	.833
7.	Sam Hinnant	2008-09	88	106	.830
8.	Brock Young	2009-10	158	193	.819
9.	Gabriel Mikulas	2001-02	81	100	.810
10.	Marchell Henry	1985-86	108	134	.806

GAME

MOST FREE THROWS MADE

No.	Player	Opponent	Date
19	Gus Hill	Navy	02/13/88
16	Jayden Gardner	Appalachian State	11/30/18
15	Akeem Richmond	UTSA	02/08/14
	Miguel Paul	N.C. Central	12/29/11
	Jontae Sherrod	UTEP	02/23/11
	Jontae Sherrod	USC Upstate	11/21/10
	Gabriel Mikulas	Marist	11/18/00
	Lacy West	Elon	01/04/63
14	Jayden Gardner	Campbell	12/14/19
	Jontae Sherrod	Memphis	03/02/11
	Brock Young	George Washington	12/22/09
13	Jayden Gardner	Tulsa	01/15/20
	Maurice Kemp	Rice	02/02/13
	Darrius Morrow	Rice	02/14/09
	Gabriel Mikulas	UNCG	12/28/00
	Gus Hill	American	01/19/88
	Leon Bass	American	02/11/85
	Marchell Henry	Southern Illinois	12/12/86
	Jim Gregory	Atlantic Christian	12/06/69
	Earl Thompson	Atlantic Christian	12/08/68
	Jerry Woodside	Lenoir-Rhyne	01/16/65

19	Jayden Gardner	Appalachian State	11/30/18
	Jim Modlin	St. Francis (Pa.)	01/25/68
18	Oliver Mack	Alderson-Broadus	12/05/77
	Jim Gregory	Atlantic Christian	12/06/69
17	Darrius Morrow	Marshall	02/29/12
	Miguel Paul	N.C. Central	12/29/11
	Miguel Paul	Campbell	11/14/11
	Gabriel Mikulas	Marist	11/18/00
	Marchell Henry	Southern Illinois	12/12/86
	Jim Modlin	Western Carolina	12/01/69
	Gus Hill	UNC Wilmington	02/24/90

MOST FREE THROWS MADE WITHOUT A MISS

No.	Player	Opponent	Date
15	Akeem Richmond	UTSA	02/08/14
13	Earl Thompson	Atlantic Christian	12/09/67
12	Prince Williams	VMI	12/19/13
	Gabriel Mikulas	Charlotte	01/12/01
	Johnny Edwards	Chalreston Southern	02/12/83
11	B.J. Tyson	Fresno State	11/25/93
	Brock Young	Campbell	11/19/08
	Jim Modlin	The Citadel	02/10/68
	Gerald Smith	The Citadel	02/08/67
	Lester Lyons	American	02/02/91
10	Sam Hinnant	Coker	11/14/08
	Anton Gill	Tennessee Tech	12/12/92
	Tony Parham	American	02/09/98

MOST FREE THROW ATTEMPTS

No.	Player	Opponent	Date
21	Darrius Morrow	Marshall	01/22/11
20	Jontae Sherrod	Memphis	03/02/11
	Gus Hill	Navy	02/13/88



Three-Point Field Goals

CAREER

MOST THREE-POINT FIELD GOALS MADE

No.	Player	Year	3FGM
1.	Akeem Richmond	2013-14	260
2.	Caleb White	2014-17	256
3.	Lester Lyons	1991-94	229
4.	Sam Hinnant	2006-09	221
5.	Tim Basham	1994-97	204
6.	Brandon Hawkins	1999-02	200
7.	Jamar Abrams	2008-11	175
8.	Paris Roberts-Campbell	2012-15	160
9.	Othello Meadows	1995-98	151
	Steve Richardson	1990-92	151

MOST THREE-POINT FIELD GOAL ATTEMPTS

No.	Player	Year	3FGA
1.	Caleb White	2014-17	676
2.	Akeem Richmond	2013-14	642
3.	Lester Lyons	1991-94	626
4.	Sam Hinnant	2006-09	613
5.	Brandon Hawkins	1999-02	600
6.	Tim Basham	1994-97	538
7.	Paris Roberts-Campbell	2012-15	480
8.	RJ Felton	2021-pres.	450
	Jamar Abrams	2008-11	450
10.	Tony Parham	1995-98	411

THREE-POINT FIELD GOAL PERCENTAGE

(min. 100 att.)

No.	Player	Year	FGM-A	FG%
1.	Steve Richardson	1990-92	109-248	43.9
2.	Othello Meadows	1995-98	151-355	42.5
3.	Vance Jackson	2021-22	77-184	41.8
4.	Akeem Richmond	2013-14	260-642	40.5
5.	Evaldas Jocyys	1999-00	55-136	40.4
6.	Ronnell Peterson	1992-93	96-238	40.3
7.	Garrett Blackwelder	1997-00	142-360	39.2
8.	Jamar Abrams	2008-11	175-450	38.9
	James Legan	2008-09	135-347	38.9
10.	Kenny Murphy	1987-89	45-116	38.8

SEASON

MOST THREE-POINT FIELD GOALS MADE

No.	Player	Year	3FGM
1.	Akeem Richmond	2013-14	155
2.	Akeem Richmond	2012-13	105
3.	Sam Hinnant	2008-09	85
4.	James Legan	2008-09	80
	Fred Primus	2000-01	80
6.	Vance Jackson	2021-22	77
	Terry Whisnant	2014-15	77
8.	Jontae Sherrod	2010-11	73
9.	Shawn Williams	2017-18	72
	Caleb White	2016-17	72

MOST THREE-POINT FIELD GOAL ATTEMPTS

No.	Player	Year	3FGA
1.	Akeem Richmond	2013-14	392
2.	Akeem Richmond	2012-13	250
3.	Sam Hinnant	2008-09	235
4.	Fred Primus	2000-01	218
5.	Terry Whisnant	2014-15	208
6.	Caleb White	2016-17	203
7.	RJ Felton	2023-24	197
	James Legan	2008-09	197
9.	RJ Felton	2022-23	196
	Shawn Williams	2017-18	196
11.	Shawn Williams	2018-19	195

THREE-POINT FIELD GOAL PERCENTAGE

(min. 1 made per game)

No.	Player	Year	FGM-A	FG%
1.	Othello Meadows	1995-96	44-99	.444
2.	Steve Richardson	1989-90	55-125	.440
3.	Skipp Schaeffbauer	1993-94	36-82	.439
	Steve Richardson	1990-91	54-123	.439
5.	Othello Meadows	1996-97	54-125	.432
6.	Jamar Abrams	2008-09	43-101	.426
7.	Evaldas Jocyys	1998-99	37-87	.425
	Keith Sledge	1986-87	37-87	.425
9.	Tony Parham	1994-95	36-85	.424
10.	Akeem Richmond	2012-13	105-250	.420

GAME

MOST THREE-POINT FIELD GOALS MADE

No.	Player	Opponent	Date
11	Akeem Richmond	vs. UTSA	03/11/14
10	Akeem Richmond	at Campbell	01/02/14
	Akeem Richmond	Fayetteville State	12/03/13
9	Akeem Richmond	at SMU	02/23/13
8	Vance Jackson	at Cincinnati	01/12/22
	Shawn Williams	Tulsa	02/17/19
	Akeem Richmond	Charlotte	02/27/14
	James Legan	at UNC Wilmington	12/03/08
	Sam Hinnant	Houston	03/01/08
	Darrell Jenkins	at Houston	02/10/07
	Garrett Blackwelder	West Virginia	12/20/99
	Steve Richardson	at Navy	02/03/90

MOST THREE-POINT FIELD GOAL ATTEMPTS

No.	Player	Opponent	Date
19	Akeem Richmond	vs. UTSA	03/11/14
18	Akeem Richmond	Georgia State	12/29/13
17	Akeem Richmond	Southern Miss	01/25/14
	Akeem Richmond	Fayetteville State	12/03/13
16	Akeem Richmond	at Marshall	03/02/14
	Akeem Richmond	vs. Norfolk State	11/18/13
	Sam Hinnant	Houston	03/01/08
15	Akeem Richmond	Southern Miss	02/16/13
	Miguel Paul	Southern Miss	02/16/13
	Garrett Blackwelder	West Virginia	12/20/99
	Tim Basham	George Mason	02/05/96

MOST THREE-POINT FIELD GOALS WITHOUT A MISS

No.	Player	Opponent	Date
6-6	Shawn Williams	Tulane	02/14/18
5-5	Shamarr Bowden	St. Andrews	12/04/12
4-4	Skip Schaeffbauer	Furman	12/16/93



Assists

CAREER

MOST ASSISTS

No.	Player	Years	Assists
1.	Brock Young	2008-11	612
2.	Miguel Paul	2012-13	419
3.	Travis Holcomb-Faye	2000-03	413
4.	Japhet McNeil	2004-06	365
5.	Darrell Jenkins	2007-08	347
6.	Tristen Newton	2019-22	337
6.	Tony Parham	1995-98	330
7.	Lester Lyons	1991-94	326
8.	Prince Williams	2013-16	280
9.	Isaac Fleming	2018-19	269
	Jeff Kelly	1986-89	269
11.	Corvonn Gaines	2010-13	243
12.	Curt Vanderhorst	1983-86	232
13.	Tim Basham	1994-97	228
14.	Paul Childress	1989-92	223
15.	Reed Lose	1987-90	220

MOST ASSISTS PER GAME

No.	Player	Years	G	Asst	Avg.
1.	Miguel Paul	2012-13	64	419	6.55
2.	Darrell Jenkins	2007-08	60	347	5.78
3.	Brock Young	2008-11	121	512	5.06
4.	Japhet McNeil	2004-06	81	365	4.51
5.	Isaac Fleming	2018-19	61	269	4.41
6.	Tristen Newton	2019-22	78	337	4.30
7.	Travis Holcomb-Faye	2000-03	107	413	3.85
8.	Scott Hardy	1984-86	55	203	3.69
9.	George Maynor	1979-80	54	190	3.52
10.	Jeremy Sheppard	2016	30	104	3.46

SEASON

MOST ASSISTS

No.	Player	Year	Assists
1.	Miguel Paul	2012-13	236
2.	Brock Young	2008-09	227
3.	Miguel Paul	2011-12	183
4.	Darrell Jenkins	2007-08	181
5.	Brock Young	2009-10	171
6.	Darrell Jenkins	2006-07	166
7.	Tristen Newton	2021-22	151
8.	Japhet McNeil	2005-06	146
9.	Isaac Fleming	2017-18	144
10.	Brock Young	2010-11	133

MOST ASSISTS PER GAME

No.	Player	Years	G	Asst	Avg.
1.	Brock Young	2008-09	30	227	7.6
2.	Miguel Paul	2012-13	33	236	7.2
3.	Darrell Jenkins	2007-08	30	181	6.0
4.	Miguel Paul	2011-12	31	183	5.9
5.	Japhet McNeil	2005-06	21	146	5.6
6.	Brock Young	2009-10	31	171	5.5
	Darrell Jenkins	2006-07	30	166	5.5
8.	Tristen Newton	2021-22	30	151	5.0
9.	Isaac Fleming	2017-18	30	144	4.8
10.	Brock Young	2010-11	30	133	4.4
	Japhet McNeil	2004-05	28	122	4.4

GAME

MOST ASSISTS

No.	Player	Opponent	Date
14	Miguel Paul	at UAB	01/23/13
	Brock Young	Rice	02/14/09
	Tom Miller	East Tennessee State	01/08/69
13	Jaden Walker	at UTSA	02/10/24
	Darrell Jenkins	N.C. Central	01/05/08
	Walter Moseley	UT-Chattanooga	01/23/78
	Ernie Pope	Appalachian State	12/09/72
12	Miguel Paul	Southern Miss	03/08/12
	Brock Young	Houston	01/21/09
	Brock Young	UNC Greensboro	12/13/08
	Brock Young	UNC Wilmington	12/03/08
	Darrell Jenkins	Morgan State	11/11/06
	Japhet McNeil	Saint Paul's	12/07/06
	Mike Cook	Belmont Abbey	11/28/04
	Jeff Kelly	Navy	01/23/89
	Herb Dixon	Richmond	02/16/85
	Jimmy Hinton	Navy	02/13/88
	Paul Childress	N.C. Wesleyan	12/24/90
11	Javon Small	Campbell	12/02/22
	Brandon Suggs	Tulane	01/05/22
	Isaac Fleming	Memphis	02/03/18
	Isaac Fleming	Cleveland State	11/20/17
	Antonio Robinson	Virginia-Lynchburg	11/20/14
	Darrell Jenkins	SMU	02/27/08
	Japhet McNeil	Marshall	02/01/06
	Japhet McNeil	Gardner-Webb	11/22/05
	Walter Moseley	LaSalle	12/07/77
	Buzzy Braman	Davidson	01/20/75



Miguel Paul handed out an ECU record 6.55 assists per game from 2011-13.



Steals


CAREER

MOST STEALS

No.	Player	Years	Steals
1.	Lester Lyons	1991-94	235
2.	Brock Young	2008-11	154
3.	Curt Vanderhorst	1983-86	151
4.	Paris Roberts-Campbell	2012-15	146
5.	Japhet McNeil	2004-06	141
6.	Corvonn Gaines	2010-13	117
7.	Tony Parham	1995-98	115
8.	Tim Basham	1994-97	110
9.	B.J. Tyson	2014-18	107
10.	Travis Holcomb-Faye	2000-03	105

MOST STEALS PER GAME

No.	Player	Years	G	St	Avg.
1.	Lester Lyons	1991-94	112	235	2.2
2.	Japhet McNeil	2004-06	81	141	1.7
3.	Blue Edwards	1987, '89	57	84	1.5
4.	Isaac Fleming	2018-19	61	84	1.4
	Miguel Paul	2012-13	64	88	1.4
	Curt Vanderhorst	1983-86	108	150	1.4
7.	Tremont-Robinson White	2019-22	72	95	1.3
	Brock Young	2008-11	121	154	1.3
	Barry Wright	1981, '83-84	68	91	1.3
	Tony Robinson	1983-84	57	76	1.3
11.	Kentrell Barkley	2017-18	87	101	1.2
	Paris Roberts-Campbell	2013-14	122	146	1.2
	Marchell Henry	1986-87	55	68	1.2
	Scott Hardy	1985-86	55	64	1.2



SEASON

MOST STEALS

No.	Player	Year	Steals
1.	Lester Lyons	1990-91	70
2.	Lester Lyons	1992-93	69
3.	Maurice Kemp	2012-13	61
4.	RJ Felton	2023-24	59
	Japhet McNeil	2004-05	59
6.	Antonio Robinson	2014-15	55
	Corvonn Gaines	2010-11	55
8.	Paris Roberts-Campbell	2013-14	53
	Lester Lyons	1993-94	53
	Curt Vanderhorst	1984-85	53
11.	Brandon Johnson	2023-24	52
12.	Miguel Paul	2012-13	49
13.	Brock Young	2009-10	48
	Curt Vanderhorst	1985-86	48

MOST STEALS PER GAME

No.	Player	Years	G	St	Avg.
1.	Lester Lyons	1990-91	28	70	2.5
2.	Lester Lyons	1992-93	30	69	2.3
3.	Japhet McNeil	2004-05	28	59	2.1
4.	Lester Lyons	1993-94	26	53	2.0
5.	Curt Vanderhorst	1984-85	28	53	1.9
6.	RJ Felton	2023-24	33	59	1.8
	Japhet McNeil	2005-06	26	46	1.8
7.	Tremont Robinson-White	2021-22	29	48	1.7
	Antonio Robinson	2014-15	33	55	1.7
	Maurice Kemp	2012-13	35	61	1.7
	Jimmy Hinton	1987-88	25	42	1.7
	Curt Vanderhorst	1985-86	28	48	1.7

GAME

MOST STEALS

No.	Player	Opponent	Date
7	Kentrell Barkley	USF	01/17/18
	Lester Lyons	UNC Wilmington	02/23/91
	Curt Vanderhorst	Winthrop	02/13/85
6	Jaden Walker	Temple	12/28/22
	Jeremy Sheppard	USF	12/28/16
	Lance Tejada	UCF	03/12/15
	Maurice Kemp	at Rice	02/02/13
	Miguel Paul	Massachusetts	12/06/11
	Corvonn Gaines	Campbell	11/15/10
	Brock Young	South Dakota St.	11/23/09
	Gabe Blair	SMU	02/27/08
	Japhet McNeil	Wofford	11/26/05
	Tony Robinson	Campbell	02/26/83
	Lester Lyons	Navy	02/04/91
	Lester Lyons	George Mason	01/18/93
	Lester Lyons	Florida Atlantic	01/21/93
	Lester Lyons	Virginia Tech	02/18/93
	Lester Lyons	Eastern Michigan	12/30/93

Lester Lyons is the only player in ECU history with more than 200 career steals.



Blocked Shots

CAREER

MOST BLOCKED SHOTS

No.	Player	Years	Blocks
1.	Moussa Badiane	2001-05	314
2.	Darius Morrow	2008-12	112
3.	John Fields	2006-08	104
4.	Herb Gary	1976-80	103
5.	Robert Sampson	2010-13	97
6.	Andre Washington	2016-17	95
7.	Chad Wynn	2007-11	89
8.	Leon Bass	1983-87	81
9.	Lester Lyons	1990-94	73
10.	Maurice Kemp	2011-13	66

MOST BLOCKED SHOTS PER GAME

No.	Player	Years	G	BS	Avg.
1.	Moussa Badiane	2001-05	105	314	3.0
2.	Andre Washington	2016-17	33	95	2.9
3.	John Fields	2006-08	54	104	1.9
4.	Chad Wynn	2007-11	109	89	1.2
	Herb Gray	1976-80	88	103	1.2
6.	Robert Sampson	2010-13	96	97	1.0
7.	Darius Morrow	2008-12	123	112	0.9
8.	Vic Hamilton	1994-96	55	42	0.8
	Darrell Overton	1988-90	57	44	0.8
	Derrick Battle	1983-87	70	57	0.8
	Frank Hobson	1978-80	50	40	0.8

SEASON

MOST BLOCKED SHOTS

No.	Player	Year	Blocks
1.	Andre Washington	2016-17	95
2.	Moussa Badiane	2003-04	90
3.	Moussa Badiane	2001-02	87
4.	Moussa Badiane	2004-05	75
5.	Moussa Badiane	2002-03	62
6.	Robert Sampson	2012-13	60
7.	John Fields	2007-08	56
8.	John Fields	2006-07	48
9.	Herb Gray	1977-78	46
10.	Maurice Kemp	2012-13	39
	Brandan Stith	2013-14	39
	Chad Wynn	2008-09	39

MOST BLOCKED SHOTS PER GAME

No.	Player	Year	G	BS	Avg.
1.	Moussa Badiane	2001-02	24	87	3.6
2.	Moussa Badiane	2003-04	27	90	3.3
3.	Andre Washington	2016-17	33	95	2.9
4.	Moussa Badiane	2004-05	27	75	2.8
5.	Moussa Badiane	2002-03	27	62	2.3
6.	John Fields	2007-08	29	56	1.9
	John Fields	2006-07	25	48	1.9
8.	Robert Sampson	2012-13	33	60	1.8
	Herb Gray	1977-78	26	46	1.8
10.	Brandan Stith	2013-14	33	39	1.2

GAME

MOST BLOCKED SHOTS

No.	Player	Opponent	Date
8	Moussa Badiane	Memphis	02/11/04
	Moussa Badiane	Old Dominion	12/08/01
	Greg Cornelius	UNC Asheville	01/21/78
7	Andre Washington	at Tulane	02/21/17
	John Fields	USF	12/09/06
	John Fields	Limestone	11/21/06
	Moussa Badiane	Radford	12/22/01
	Moussa Badiane	Lees-McRae	01/02/02
6	Andre Washington	Tulane	02/04/17
	Andre Washington	USF	12/28/16
	Andre Washington	Stetson	11/20/16
	Moussa Badiane	Louisville	01/16/02
	Moussa Badiane	Marquette	02/06/02



Moussa Badiane blocked over 200 more shots than any other player in school history.



Playing Experience/Wins

CAREER

GAMES PLAYED

No.	Player	Year	Games
1.	Caleb White	2013-17	129
2.	Jamar Abrams	2007-11	124
3.	Michael Zangari	2012-16	123
	Darrius Morrow	2008-12	123
5.	Paris Roberts-Campbell	2011-15	122
6.	Brock Young	2007-11	121
7.	B.J. Tyson	2014-18	120
8.	Reed Lose	1986-90	114
7.	Corvonn Gaines	2009-13	113
9.	Lester Lyons	1990-94	112
	Anton Gill	1991-95	112
	Brandon Hawkins	1998-2002	112
	Erroyl Bing	2000-04	112

GAMES STARTED

No.	Player	Year	Games
1.	Caleb White	2013-17	116
2.	Tony Parham	1994-98	109
3.	Lester Lyons	1990-94	107
4.	Anton Gill	1991-95	105
5.	Darrius Morrow	2008-12	103
6.	Ike Copeland	1989-93	97
7.	Sam Hinnant	2005-09	94
	Erroyl Bing	2000-04	94
9.	Leon Bass	1983-87	91
10.	Jamar Abrams	2008-11	88

MOST GAMES WON

No.	Player	Year	Wins
1.	Tim Basham	1993-97	67
2.	Paris Roberts-Campbell	2011-15	64
3.	Tony Parham	1994-98	62
4.	Caleb White	2013-17	58
	Michael Zangari	2012-16	58
	Lester Lyons	1990-94	58
7.	Anton Gill	1991-95	57
8.	Darrius Morrow	2008-12	56
9.	Corvonn Gaines	2009-13	55
10.	Brock Young	2007-11	52

MOST PERSONAL FOULS

No.	Player	Year	Fouls
1.	Darrius Morrow	2008-12	353
2.	Leon Bass	1983-87	336
3.	Jamar Abrams	2007-11	335
4.	Moussa Badiane	2001-05	324
5.	Lester Lyons	1990-94	317
6.	Curt Vanderhorst	1982-86	304
7.	Caleb White	2013-17	290
7.	Tony Parham	1994-98	284
8.	Anton Gill	1990-95	273
9.	Corey Rouse	2001-06	269
10.	Tim Basham	1993-97	268

MOST MINUTES PLAYED

No.	Player	Year	Minutes
1.	Caleb White	2014-17	4,083
2.	Darrius Morrow	2008-12	3,717
3.	Lester Lyons	1990-94	3,499
4.	Brock Young	2008-11	3,290
5.	Erroyl Bing	2001-04	3,267
6.	Anton Gill	1992-95	3,190
7.	Tony Parham	1995-98	3,176
8.	Reed Lose	1987-90	3,095
9.	Paris Roberts-Campbell	2012-15	3,073
10.	Travis Holcomb-Faye	2000-03	3,062

MOST MINUTES PER GAME

No.	Player	Years	G	MP	Avg.
1.	Oliver Mack	1978-79	52	1,969	37.9
2.	Marchell Henry	1986-87	55	1,911	34.7
3.	Johnny Edwards	1983	29	996	34.3
4.	George Maynor	1979-80	54	1,813	33.6
5.	Tony Robinson	1983-84	57	1,893	33.2
6.	Jayden Gardner	2018-21	81	2,679	33.1
	Kenny Murphy	1988-89	57	1,888	33.1
8.	Blue Edwards	1987, '89	57	1,863	32.7
9.	Miguel Paul	2012-13	64	2,069	32.3
	Derrick Wiley	2003-04	53	1,711	32.3

DISQUALIFICATIONS

No.	Player	Year	DQs
1.	Leon Bass	1984-87	25
2.	Jim Modlin	1968-70	22
3.	Jim Gregory	1969-71	20
4.	Darrius Morrow	2009-12	19
5.	Curt Vanderhorst	1983-86	17
6.	Jim Fairley	1970-72	15
	Jerome Owens	1972-73	15
8.	Corey Rouse	2002-06	14
	Moussa Badiane	2002-05	14
	Vince Colbert	1967-68	14
	Reggie Lee	1974-76	14

SEASON

GAMES PLAYED

No.	Player	Year	Games
1.	Ty Armstrong	2012-13	35
	Paris Roberts-Campbell	2012-13	35
	Maurice Kemp	2012-13	35
	Akeem Richmond	2012-13	35
5.	Six Players	2013-14	34
	Five Players	2010-11	34

GAMES STARTED

No.	Player	Year	Games
1.	Ty Armstrong	2012-13	35
2.	Paris Roberts-Campbell	2013-14	34
	Akeem Richmond	2013-14	34
	Michael Zangari	2013-14	34
	Maurice Kemp	2012-13	34
6.	RJ Felton	2023-24	33
	Andre Washington	2016-17	33
	Antonio Robinson	2014-15	33
	Terry Whisnant	2014-15	33
	Miguel Paul	2012-13	33
	Robert Sampson	2012-13	33
	Corvonn Gaines	2010-11	33
	Darrius Morrow	2010-11	33
	Erin Straughn	2010-11	33

MOST PERSONAL FOULS

No.	Player	Year	Fouls
1.	Ty Armstrong	2012-13	116
2.	Jerome Owens	1971-72	112
	Blue Edwards	1986-87	112
4.	Jim Fairley	1971-72	106
	Leon Bass	1984-85	106
6.	Caleb White	2013-14	102
7.	Paris Roberts-Campbell	2013-14	101
	John Fields	2007-08	101
	Tim Brown	1989-90	101
10.	Corey Rouse	2004-05	100
	Jim Modlin	1969-70	100

MOST MINUTES PLAYED/SINGLE SEASON

No.	Player	Year	Minutes
1.	Maurice Kemp	2012-13	1,202
2.	Akeem Richmond	2013-13	1,199
3.	RJ Felton	2023-24	1,136
3.	Miguel Paul	2012-13	1,093
4.	Brock Young	2009-10	1,081
5.	Caleb White	2013-14	1,080
6.	B.J. Tyson	2015-16	1,071
7.	Jayden Gardner	2019-20	1,068
8.	Kentrell Barkley	2016-17	1,066
9.	Reed Lose	1989-90	1,062
10.	RJ Felton	2022-23	1,059

MOST MINUTES PER GAME

No.	Player	Year	G	MP	Avg.
1.	Oliver Mack	1978-79	27	1,031	38.2
2.	Oliver Mack	1977-78	25	938	37.5
3.	Reed Lose	1987-88	28	991	35.4
4.	Akeem Richmond	2013-14	34	1199	35.3
5.	Travis Holcomb-Faye	2002-03	22	775	35.2
	Marchell Henry	1986-87	28	987	35.2
7.	Barry Wright	1982-82	29	1,018	35.1
8.	Jayden Gardner	2020-21	19	665	35.0
9.	Brock Young	2009-10	31	1,081	34.9
	Sam Hinnant	2008-09	30	1,048	34.9

DISQUALIFICATIONS

No.	Player	Year	DQs
1.	Leon Bass	1984-85	11
2.	Vince Colbert	1967-68	9
	Jim Modlin	1968-69	9
	Jim Gregory	1969-70	9
	Jim Modlin	1969-70	9
	Julius Prince	1969-70	9
	Jerome Owens	1971-72	9
	Leon Bass	1985-86	9
9.	Corey Rouse	2004-05	8
	Jim Gregory	1968-69	8

GAME

MOST MINUTES PLAYED

No.	Player	Opponent	Date
50	Johnny Edwards	Richmond (2ot)	02/16/83
	Johnny Edwards	George Mason (2ot)H	02/05/83
	Thom Brown	George Mason (2ot)H	02/05/83
	Oliver Mack	Old Dominion (2ot)H	02/03/79
49	Prince Williams	Tulane (3ot)	02/10/16
	B.J. Tyson	Tulane (3ot)	02/10/16
	Kentrell Barkley	Tulane (3ot)	02/10/16
	Paul Childress	James Madison (2ot)	01/15/90
	George Maynor	Old Dominion (2ot)	02/03/79
48	Erroyl Bing	Radford (2ot)	12/22/01
	Tony Parham	James Madison (2ot)	03/01/97
	Barry Wright	George Mason (2ot)	02/05/83
	Herb Krusen	William & Mary (2ot)	01/30/79
47	Brandon Hawkins	Birmingham South. (2ot)	02/19/01
	Lester Lyons	Old Dominion (2ot)	12/29/90
	Tony Robinson	George Mason (2ot)	02/05/83
46	Prince Williams	Houston (2ot)	01/30/16
	Evaldas Joycs	Old Dominion (2ot)	02/26/99
	Tim Brown	James Madison (2ot)	01/15/90
45	13 times		
	last: Miguel Paul	George Washington (ot)	12/22/09

MOST MINUTES PLAYED WITHOUT A TURNOVER

No.	Player	Opponent	Date
49	George Maynor	Old Dominion (2ot)	02/03/79
48	Tony Parham	James Madison (2ot)	03/01/97
45	Neil Punt	Old Dominion (2ot)	02/26/99
44	Charles Green	Richmond (2ot)	02/16/83
43	Corey Rouse	Marquette (ot)	02/12/05
41	Shawn Williams	USF (ot)	02/20/19
	Skip Schaeffbauer	James Madison (ot)	01/14/94
	Curly Young	UNC Wilmington (ot)	01/30/93
40	Fifteen times		
	last: Terry Whisnant	SMU	Jan. 17, 2015




1,000-Point Club



1 Bobby Hodges (2,018)

#19 • C • 6-6 • KINSTON, N.C. Hodges was a two-sport athlete at East Carolina University, where he started four years at tackle and end for the Pirates' football team and was a four-year starter on the ECU basketball team. On the hardwood, Hodges was all-conference from 1952-54 and conference MVP in 1953 and '54. He earned all-state honors in 1963 and '54, serving as team captain in '54. He was also voted All-America in 1954 and was selected by the Philadelphia Warriors in the 1954 NBA Draft. He was inducted into the ECU Athletics Hall of Fame in 1974 and the North Carolina Sports Hall of Fame in 1993.



2 Lester Lyons (1,825)

#15 • G • 6-4 • 160 • LEWISTON, N.C. Lyons is the school's all-time leading scorer in its Division I era. He was named the 1991 CAA Rookie-of-the-Year and was a three-time second-team all-conference selection. He is the only player in ECU history to lead the Pirates in scoring each of his four seasons. Twice named to the CAA All-Defensive Team, Lyons led the Pirates in steals all four years and graduated as the Pirates' all-time leader in field goals made, 3-point field goals made, free throws made, assists and steals. He remains the only Pirate with 600 career field goals made as well as the only letterman with over 200 steals.

Year	GP	GS	Min	Avg	FG	FGA	Pct	3FG	3FGA	Pct	FT	FTA	Pct	Off	Def	Tot	Avg	PF	FO	Ast	TO	Blk	Stl	Pts	Avg
1990-91	28	28	910	32.5	179	386	.464	50	132	.379	86	108	.796	31	61	92	3.3	74	2	86	122	28	70	494	17.6
1991-92	28	28	867	31.0	154	367	.420	58	159	.365	72	96	.750	28	59	87	3.1	78	2	75	88	17	43	438	15.6
1992-93	30	26	888	29.6	161	369	.436	55	154	.357	86	107	.804	30	52	82	2.7	91	6	77	83	17	69	463	15.4
1993-94	26	25	834	32.1	144	349	.413	66	181	.365	76	92	.826	34	73	107	4.1	74	2	88	60	11	53	430	16.5
Total	112	107	3499	31.2	638	1471	.434	229	626	.366	320	403	.794	123	245	368	3.3	317	12	326	353	73	235	1825	16.3



3 Sonny Russell (1,653)

#14 • F • 6-3 • 170 • NEW BERN, N.C. Hodges was an all-state performer at East Carolina and a member of the All-North State Conference basketball team from 1949-53. Russell was a charter member of the ECU Athletics Hall Of Fame and his No. 14 jersey is the only men's basketball number that has ever been retired at ECU. Russell was also a four-year letterman in baseball before going on to serve in the United States Army during the Korean War.



4 Caleb White (1,578)

#2 • F • 6-7 • 210 • BUCKINGHAM, VA. White graduated as the Pirates' all-time leader in games played, games started and minutes played, which allowed him to become one of the first five players in ECU history to score more than 1,500 points. He finished his career ranked No. 2 on the school's career 3-point field goals made list. Although he never led the team in scoring, White put together a consistent scoring line that never rose above 12.4 ppg and never dropped below 11.8 ppg. He only missed three games in four years and was in the starting lineup in 90 percent of the games he played.

Year	GP	GS	Min	Avg	FG	FGA	Pct	3FG	3FGA	Pct	FT	FTA	Pct	Off	Def	Tot	Avg	PF	FO	Ast	TO	Blk	Stl	Pts	Avg
2013-14	34	30	1080	31.8	147	301	.488	47	125	.376	81	114	.711	30	81	111	3.3	102	4	48	49	7	14	422	12.4
2014-15	33	32	1021	30.9	138	313	.441	67	164	.409	61	77	.792	24	92	116	3.5	65	0	46	50	5	15	404	12.2
2015-16	30	22	962	32.1	128	302	.424	70	184	.380	48	60	.800	13	81	94	3.1	57	0	75	53	3	23	374	12.5
2016-17	32	32	1020	31.9	126	328	.384	72	203	.355	54	66	.818	11	63	74	2.3	66	0	47	36	10	17	378	11.8
Total	129	116	4083	31.7	539	1244	.433	256	676	.379	244	317	.770	78	317	395	3.1	290	4	216	188	25	69	1578	12.2



5 B.J. Tyson (1,570)

#21 • G • 6-3 • 180 • WADESBORO, N.C. Finished his career ranked No. 5 all-time at ECU in scoring and second all-time in the American Athletic Conference ... He also finished ranked among the school's all-time Top 10 in field goals made (3rd), free throws made (5th), games played (6th), assists (10th) and steals (10th) ... Three-time American Athletic Conference Weekly Honor Roll selection ... Named to The American All-Rookie Team in 2015 ... Joined the team for the 2014-15 campaign ... Committed to ECU in the spring of 2013 and enrolled in the fall but was ineligible for competition.

Year	GP	GS	Min	Avg	FG	FGA	Pct	3FG	3FGA	Pct	FT	FTA	Pct	Off	Def	Tot	Avg	PF	FO	Ast	TO	Blk	Stl	Pts	Avg
2014-15	33	0	798	24.2	143	312	.458	19	63	.302	108	150	.720	45	84	129	3.9	55	0	46	51	3	26	413	12.5
2015-16	32	31	1071	33.5	173	412	.420	44	150	.293	78	106	.736	25	116	141	4.4	55	0	82	73	5	31	468	14.6
2016-17	25	18	627	25.1	91	237	.384	16	59	.271	43	63	.683	7	65	72	2.9	29	0	59	49	4	26	241	9.6
2017-18	30	30	1093	36.4	162	394	.411	42	144	.292	82	99	.828	25	105	130	4.3	60	1	81	58	7	24	448	14.9
Total	120	79	3589	29.9	569	1355	.420	121	416	.291	311	418	.744	102	370	472	3.9	199	1	268	231	19	107	1570	13.1




1,000-Point Club



6 Darrius Morrow (1,506)

#1 • F • 6-8 • 245 • ATLANTA, GA. Morrow was a 2012 Third Team All-Conference USA selection and an all-freshman team honoree in 2009 ... Named to the 2011 C-USA Championship all-tournament team, helping the Pirates reach the semifinals. Morrow led ECU in field goal percentage each of his four years and posted a C-USA best .580 shooting percentage as a senior. He graduated as the school's career record holder for free throws made and ranked fourth on the program's all-time field goals made list.

Year	GP	GS	Min	Avg	FG	FGA	Pct	3FG	3FGA	Pct	FT	FTA	Pct	Off	Def	Tot	Avg	PF	FO	Ast	TO	Blk	Stl	Pts	Avg
2008-09	30	11	799	26.6	94	169	.556	0	1	.000	104	160	.650	92	108	200	6.7	83	6	21	44	24	17	292	9.7
2009-10	28	26	896	32.0	119	205	.580	0	0	.000	116	177	.655	78	103	181	6.5	77	4	25	58	25	32	354	12.6
2010-11	34	33	1038	30.5	141	277	.509	0	1	.000	159	239	.665	87	126	213	6.3	95	3	26	80	28	25	441	13.0
2011-12	31	31	984	31.7	160	295	.542	0	1	.000	99	147	.673	49	135	184	5.9	97	6	48	72	35	29	419	13.5
Total	123	101	3717	30.2	514	946	.543	0	3	.000	478	723	.661	306	472	778	6.3	352	19	120	254	112	103	1506	12.2



7 Anton Gill (1,485)

#32 • F • 6-8 • 207 • RALEIGH, N.C. A first-team All-CAA selection in 1995 ... Played in 112 games during ECU career, starting 105 ... Led the team in scoring (16.8) and rebounding (7.1) as a senior ... Finished his career ranked No. 4 on the Pirates' all-time scoring list and fourth in career rebounding with 725 boards ... Also ranked No. 2 in career field goals made (582) and third in career free throws made (282).


Year	GP	GS	Min	Avg	FG	FGA	Pct	3FG	3FGA	Pct	FT	FTA	Pct	Off	Def	Tot	Avg	PF	FO	Ast	TO	Blk	Stl	Pts	Avg
1991-92	28	26	802	28.6	129	240	.538	12	24	.500	49	73	.671	75	125	200	7.1	79	1	22	46	6	23	319	11.4
1992-93	28	25	746	26.6	104	211	.493	10	37	.270	70	100	.700	51	101	152	5.4	68	2	15	46	6	22	288	10.3
1993-94	27	26	750	27.8	161	273	.590	1	12	.083	69	100	.690	71	97	168	6.2	61	0	22	48	10	19	392	14.5
1994-95	29	28	892	30.8	188	359	.524	15	31	.484	95	138	.688	73	134	207	7.1	65	0	17	78	7	19	486	16.8
Total	112	105	3190	28.5	582	1083	.537	38	104	.365	283	411	.689	270	457	727	6.5	273	3	76	218	29	83	1485	13.3



8 Jayden Gardner (1,462)

#1 • F • 6-7 • 235 • WAKE FOREST, N.C. Earned first team American Athletic Conference accolades as junior after being named second team all-conference as a sophomore ... Unanimous all-rookie team selection in 2019 ... Two-time all-district team selection ... Led The American in scoring as a sophomore with 19.7 points per game ... Transferred to Virginia following his junior season ... Finished his ECU career ranked among the school's all-time top 10 in scoring, field goals made, free throws made and double-doubles.

Year	GP	GS	Min	Avg	FG	FGA	Pct	3FG	3FGA	Pct	FT	FTA	Pct	Off	Def	Tot	Avg	PF	FO	Ast	TO	Blk	Stl	Pts	Avg
2018-19	31	31	947	30.5	166	337	.493	2	10	.200	171	228	.750	93	169	262	8.5	88	3	39	75	14	24	505	16.3
2019-20	31	30	1068	34.5	223	428	.521	4	20	.200	160	218	.734	91	194	285	9.2	91	4	67	83	15	34	610	19.7
2020-21	19	18	665	35.0	123	257	.479	3	6	.500	98	133	.737	39	119	158	8.3	42	0	27	45	3	11	347	18.3
Total	81	79	2679	33.1	512	1022	.501	9	36	.250	429	579	.741	223	482	705	8.7	221	7	133	203	32	69	1462	18.0



9 Bill Otte (1,368)

#44 • F • 6-7 • 200 • HAWTHORNE, N.J. Was the third player in school history to score over 1,000 career points, reaching the milestone in 1963 ... Averaged more than 18 points per game as a junior and senior and was the team's top rebounder in four consecutive seasons ... Holds the Pirates' single-game record for rebounds with 24.

Year	GP	GS	Min	Avg	FG	FGA	Pct	3FG	3FGA	Pct	FT	FTA	Pct	Off	Def	Tot	Avg	PF	FO	Ast	TO	Blk	Stl	Pts	Avg
1960-61	21	0	0	0.0	95	225	.422	0	0	.000	62	111	.559	-	-	207	9.9	0	0	0	0	0	0	252	12.0
1961-62	26	0	0	0.0	152	374	.406	0	0	.000	68	97	.701	-	-	332	12.8	74	0	0	0	0	0	372	14.3
1962-63	22	0	0	0.0	168	379	.443	0	0	.000	75	105	.714	-	-	272	12.4	50	0	0	0	0	0	411	18.7
1963-64	18	0	0	0.0	130	326	.399	0	0	.000	73	110	.664	-	-	158	8.8	60	0	0	0	0	0	333	18.5
Total	87	0	0	0.0	545	1304	.418	0	0	.000	278	423	.657	-	-	969	11.1	184	0	0	0	0	0	1368	15.7



10 Brock Young (1,232)

#10 • G • 5-11 • 180 • RALEIGH, N.C. Named the 2010-11 Conference USA Sixth Man-of-the-Year ... Voted third-team All-Conference USA in 2009-10 ... Led C-USA in assists per game as a sophomore and junior ... Was the Pirates' leading scorer as junior and was their top assist distributor during each of his final three seasons ... Concluded his career ranked sixth on the school's all-time scoring list and first in assists.

Year	GP	GS	Min	Avg	FG	FGA	Pct	3FG	3FGA	Pct	FT	FTA	Pct	Off	Def	Tot	Avg	PF	FO	Ast	TO	Blk	Stl	Pts	Avg
2007-08	30	2	434	14.5	30	93	.323	5	20	.250	78	95	.821	8	37	45	1.5	39	0	81	70	0	35	143	4.8
2008-09	30	28	990	33.0	98	257	.381	23	70	.329	99	118	.839	16	97	113	3.8	53	0	227	93	1	39	318	10.6
2009-10	31	31	1081	34.9	146	381	.383	32	115	.278	158	193	.819	18	95	113	3.6	77	0	171	134	0	48	482	15.5
2010-11	30	6	785	26.2	80	224	.357	34	101	.337	95	126	.754	4	71	75	2.5	51	1	133	78	1	32	289	9.6
Total	121	67	3290	27.2	354	955	.371	94	306	.307	430	532	.808	46	300	346	2.9	220	1	612	375	2	154	1232	10.2




1,000-Point Club



11 Curt Vanderhorst (1,199)

#11 • G • 6-1 • 185 • FAYETTEVILLE, N.C. Vanderhorst was the Pirates' leading scorer during the 1983-84 and 1984-85 seasons ... Led the team in steals as a sophomore junior and senior ... First player in ECU history to collect more than 100 steals during his career and first to record more than 50 steals in a season ... His seven steals against Winthrop in 1985 still ranks as an ECU single-game record ... Only scored 30 points in a game one time, dropping 30 against Richmond in 1985.

Year	GP	GS	Min	Avg	FG	FGA	Pct	3FG	3FGA	Pct	FT	FTA	Pct	Off	Def	Tot	Avg	PF	FO	Ast	TO	Blk	Stl	Pts	Avg
1982-83	24	0	313	13.0	16	38	.421	-	-	-	20	30	.667	-	-	32	1.3	33	1	20	20	4	7	52	2.2
1983-84	28	22	826	29.5	141	295	.478	-	-	-	42	70	.600	-	-	101	3.6	90	6	63	75	6	43	324	11.6
1984-85	28	28	935	33.4	210	433	.485	-	-	-	56	68	.824	36	83	119	4.3	92	6	77	63	5	53	476	17.0
1985-86	28	28	911	32.5	138	275	.502	-	-	-	71	98	.724	44	99	143	5.1	89	4	72	69	7	48	347	12.4
Total	108	78	2985	27.6	505	1041	.485	-	-	-	189	266	.711	-	-	395	3.7	304	17	232	227	22	151	1199	11.1



12 Oliver Mack (1,196)

#25 • G • 6-3 • 195 • QUEENS, N.Y. Spent two seasons at ECU after transferring from junior college ... Owns the school's career scoring average record at 23.0 points per game Finished fourth in the NCAA in scoring in 1977-78 ... Only player in ECU history to score 40+ points in a game twice, netting 30 or more points in a game on 13 occasions ... Selected by the Los Angeles Lakers in the second round of the 1979 NBA Draft.

Year	GP	GS	Min	Avg	FG	FGA	Pct	3FG	3FGA	Pct	FT	FTA	Pct	Off	Def	Tot	Avg	PF	FO	Ast	TO	Blk	Stl	Pts	Avg
1977-78	25	25	938	37.5	292	554	.527	0	0	.000	115	151	.762	-	-	110	4.4	0	0	55	0	1	23	699	28.0
1978-79	27	27	1031	38.2	215	431	.499	0	0	.000	67	96	.698	-	-	114	4.2	0	0	65	0	2	21	497	18.4
Total	52	52	1969	37.9	507	985	.515	0	0	.000	182	247	.737	-	-	224	4.3	0	0	120	0	3	44	1196	23.0



13 Jim Gregory (1,191)

#42 • F • 6-7 • 215 • EBERT, W.VA. (GARY HS) Was a member of the East Carolina men's basketball team from 1969-71 and was named All-Southern Conference in 1971, averaging 18 points per game ... He holds a share of the highest career rebounding average at East Carolina with 11.1 boards per game for his career ... Gregory averaged a double-double for his career with 15.5 points per game in addition to 11.1 rebounds per game.

Year	GP	GS	Min	Avg	FG	FGA	Pct	3FG	3FGA	Pct	FT	FTA	Pct	Off	Def	Tot	Avg	PF	FO	Ast	TO	Blk	Stl	Pts	Avg
1968-69	28	0	0	0.0	137	266	.515	0	0	.000	68	109	.624	-	-	314	11.2	101	8	0	0	0	0	342	12.2
1969-70	25	0	0	0.0	169	345	.490	0	0	.000	74	107	.692	-	-	261	10.4	97	9	0	0	0	0	412	16.5
1970-71	24	0	0	0.0	173	383	.452	0	0	.000	91	138	.659	-	-	277	11.5	90	3	0	0	0	0	437	18.2
Total	77	0	0	0.0	479	994	.482	0	0	.000	233	354	.658	-	-	852	11.1	288	20	0	0	0	0	1191	15.5



14 Jerry Woodside (1,189)

#24 • F • 6-4 • 190 • DURHAM, N.C. Woodside was the Pirates' scoring leader in 1965 and '66 and posted the team's highest field goal shooting percentage in each of his three seasons.

Year	GP	GS	Min	Avg	FG	FGA	Pct	3FG	3FGA	Pct	FT	FTA	Pct	Off	Def	Tot	Avg	PF	FO	Ast	TO	Blk	Stl	Pts	Avg
1963-64	24	0	0	0.0	139	266	.523	0	0	.000	77	136	.566	-	-	200	8.3	63	0	0	0	0	0	355	14.8
1964-65	22	0	0	0.0	156	284	.549	0	0	.000	118	188	.628	-	-	187	8.5	0	0	0	0	0	0	430	19.5
1965-66	22	0	0	0.0	150	274	.547	0	0	.000	104	197	.528	-	-	155	7.0	59	1	0	0	0	0	404	18.4
Total	68	0	0	0.0	445	824	.540	0	0	.000	299	521	.574	-	-	542	8.0	122	1	0	0	0	0	1189	17.5



15 Theodore "Blue" Edwards (1,177)

#30 • F • 6-5 • 200 • WALSTONBURG, N.C. (LOUISBURG COLLEGE) Only East Carolina player to garner Colonial Athletic Association (CAA) Player-of-the-Year honors in 1988-89, as he finished sixth in the nation in scoring, averaging 26.7 points per game ... Set numerous records during the 1988-89 season including: most points scored in a single-season (773), most field goal attempts in a game (32), most field goals made in a single-season (297) and most free throws made in a single-season (154) ... Had 11 games with 30 or more points in his two-year career at ECU. He was selected in the first round of the 1989 NBA Draft by the Utah Jazz with the 21st overall pick.

Year	GP	GS	Min	Avg	FG	FGA	Pct	3FG	3FGA	Pct	FT	FTA	Pct	Off	Def	Tot	Avg	PF	FO	Ast	TO	Blk	Stl	Pts	Avg
1986-87	28	26	876	31.3	169	301	.561	1	4	.250	65	88	.739	52	106	158	5.6	112	5	52	76	13	37	404	14.4
1988-89	29	29	987	34.0	297	539	.551	25	51	.490	154	204	.755	47	154	201	6.9	96	5	92	92	18	47	773	26.7
Total	57	55	1863	32.7	466	840	.555	26	55	.473	219	292	.750	99	260	359	6.3	208	10	144	168	31	84	1177	20.6



1,000-Point Club



16 Jim Modlin (1,174)

#52 • F • 6-7 • 220 • JAMESTOWN, N.C. Two-time second-team All-Southern Conference selection (1969, '70) and earned all-conference tournament honors in '69 ... Averaged a double-double as a senior in 1969-70 ... Led the team in scoring as a junior and senior.

Year	GP	GS	Min	Avg	FG	FGA	Pct	3FG	3FGA	Pct	FT	FTA	Pct	Off	Def	Tot	Avg	PF	FO	Ast	TO	Blk	Stl	Pts	Avg
1967-68	25	0	0	0.0	93	202	.460	0	0	.000	78	117	.667	-	-	118	4.7	78	4	0	0	0	0	264	10.6
1968-69	28	0	0	0.0	154	284	.542	0	0	.000	122	175	.697	-	-	176	6.3	108	9	0	0	0	0	430	15.4
1969-70	26	0	0	0.0	168	361	.465	0	0	.000	144	210	.686	-	-	273	10.5	100	9	0	0	0	0	480	18.5
Total	79	0	0	0.0	415	847	.490	0	0	.000	344	502	.685	-	-	567	7.2	286	22	0	0	0	0	1174	14.9



17 RJ Felton (1,154)

#3 • G • 6-3 • 209 • AIKEN, S.C. Earned All-AAC Third Team Honors as a junior after averaging a team-high 17.3 points per game along with six rebounds per game ... His 570 points scored are the sixth-most in a single season by a Pirate ... Became the 34th player in Pirate Basketball history to score 1,000 points in his ECU career ... First Pirate since Blue Edwards to record back-to-back 30-point games ... Named to the NABC All-District 24 Second Team.

Year	GP	GS	Min	Avg	FG	FGA	Pct	3FG	3FGA	Pct	FT	FTA	Pct	Off	Def	Tot	Avg	PF	FO	Ast	TO	Blk	Stl	Pts	Avg
2021-22	25	5	416	16.6	48	135	.356	15	57	.263	16	29	.552	21	18	39	1.6	34	0	17	21	2	10	127	5.1
2022-23	33	32	1059	32.1	166	426	.390	64	196	.327	61	79	.772	55	92	147	4.5	67	1	52	48	14	31	457	13.8
2023-24	33	33	1137	34.4	201	466	.431	70	197	.355	98	126	.778	67	130	197	6.0	67	1	43	46	21	59	570	17.3
Total	91	70	2612	28.7	415	1027	.404	149	450	.331	175	234	.748	143	240	383	4.2	168	2	112	115	37	100	1154	12.7



18 Erroyl Bing (1,137)

#33 • F • 6-7 • 245 • LARGO, FLA. Earned All-CAA Rookie Team honors as a freshman in 2000-01 ... Led the Pirates in rebounding in each of his three seasons and scoring as a sophomore Holds school records for most rebounds in a game (24), most offensive rebounds in a game (12), most career offensive rebounds (351) and highest career offensive rebounding average (3.13).


Year	GP	GS	Min	Avg	FG	FGA	Pct	3FG	3FGA	Pct	FT	FTA	Pct	Off	Def	Tot	Avg	PF	FO	Ast	TO	Blk	Stl	Pts	Avg
2000-01	28	20	733	26.2	99	256	.387	29	76	.382	65	98	.663	65	153	218	7.8	86	1	30	63	9	13	292	10.4
2001-02	30	30	996	33.2	119	293	.406	37	99	.374	102	158	.646	99	162	261	8.7	67	0	47	79	6	16	377	12.6
2002-03	27	26	763	28.3	75	176	.426	8	47	.170	59	97	.608	100	136	236	8.7	56	1	28	42	7	12	217	8.0
2003-04	27	18	775	28.7	78	189	.413	22	65	.338	73	117	.624	87	136	223	8.3	58	1	15	51	10	15	251	9.3
Total	112	94	3267	29.2	371	914	.406	96	287	.334	299	470	.636	351	587	938	8.4	267	3	120	235	32	56	1137	10.2



19 Sam Hinnant (1,131)

#4 • G • 6-3 • 200 • CHARLOTTE, N.C. Earned All-Conference USA Freshman Team accolades in 2006 ... One of six players in ECU history with more than 200 career 3-point field goals made ... Set the ECU record for most 3-point field goals made in a season (85).

Year	GP	GS	Min	Avg	FG	FGA	Pct	3FG	3FGA	Pct	FT	FTA	Pct	Off	Def	Tot	Avg	PF	FO	Ast	TO	Blk	Stl	Pts	Avg
2005-06	28	28	855	30.5	92	259	.355	50	154	.325	51	72	.708	19	62	81	2.9	47	0	54	43	1	14	285	10.2
2006-07	14	8	270	19.3	21	70	.300	12	41	.293	13	23	.565	10	22	32	2.3	19	0	10	13	2	9	67	4.8
2007-08	30	28	859	28.6	105	261	.402	74	183	.404	46	63	.730	30	63	93	3.1	41	0	40	37	2	13	330	11.0
2008-09	30	28	1048	34.9	138	358	.385	85	235	.362	88	106	.830	22	87	109	3.6	49	1	58	46	2	17	449	15.0
Total	102	92	3032	29.7	356	948	.376	221	613	.361	198	264	.750	81	234	315	3.1	156	1	162	139	7	53	1131	11.1



20 Herb Krusen (1,115)

#42 • F • 6-5 • 200 • SILVER SPRING, MD. Owns two of the top 10 highest single season field goal shooting percentages in ECU history ... Ranked second on the team in scoring in 1979-80 and third in 1977-78.

Year	GP	GS	Min	Avg	FG	FGA	Pct	3FG	3FGA	Pct	FT	FTA	Pct	Off	Def	Tot	Avg	PF	FO	Ast	TO	Blk	Stl	Pts	Avg
1976-77	27	0	335	12.4	75	179	.419	0	0	.000	22	28	.786	-	-	46	1.7	31	0	10	22	0	5	172	6.4
1977-78	25	25	660	26.4	145	289	.502	0	0	.000	47	51	.922	-	-	94	3.8	0	0	39	0	2	10	337	13.5
1978-79	27	15	594	22.0	118	216	.546	0	0	.000	17	24	.708	-	-	55	2.0	0	0	21	0	2	6	253	9.4
1979-80	27	0	165	6.1	165	297	.556	0	0	.000	23	27	.852	-	-	79	2.9	61	1	42	39	5	2	353	13.1
Total	106	40	1754	16.5	503	981	.513	0	0	.000	109	130	.838	-	-	274	2.6	92	1	112	61	9	23	1115	10.5



1,000-Point Club



21 Lacy West (1,111)

#32 • F • 6-3 • 184 • ASHEBORO, N.C. An All-America performer in baseball and basketball, West played for the Pirates from 1959 to 1963 ... West led the 1962-63 Pirates in field goal and free throw percentage ... He was a member of ECC's 1961 NAIA national championship baseball squad.

Year	GP	GS	Min	Avg	FG	FGA	Pct	3FG	3FGA	Pct	FT	FTA	Pct	Off	Def	Tot	Avg	PF	FO	Ast	TO	Blk	Stl	Pts	Avg
1959-60	24	-	-	-	91	187	.487	-	-	-	51	77	.662	-	-	131	5.5	-	-	-	-	-	-	233	9.7
1960-61	21	-	-	-	84	193	.435	-	-	-	61	86	.709	-	-	112	5.3	-	-	-	-	-	-	229	10.9
1961-62	24	-	-	-	112	264	.424	-	-	-	42	62	.677	-	-	239	10.0	-	-	-	-	-	-	266	11.1
1962-63	22	-	-	-	146	301	.485	-	-	-	91	117	.778	-	-	174	7.9	-	-	-	-	-	-	383	17.4
Total	91	-	-	-	433	945	.458	-	-	-	245	342	.716	-	-	656	7.2	-	-	-	-	-	-	1111	12.2



22 Jamar Abrams (1,110)

#21 • G/F • 6-6 • 205 • RICHMOND, VA. Exhausted his eligibility ranked fifth at ECU in career 3-point field goals made ... Led the Pirates in 3-point field goal shooting each of his last three seasons ... Ranked third on the team in scoring as a junior and senior.

Year	GP	GS	Min	Avg	FG	FGA	Pct	3FG	3FGA	Pct	FT	FTA	Pct	Off	Def	Tot	Avg	PF	FO	Ast	TO	Blk	Stl	Pts	Avg
2007-08	30	2	441	14.7	44	100	.440	7	26	.269	30	33	.909	25	44	69	2.3	53	1	8	21	5	13	125	4.2
2008-09	30	23	810	27.0	108	218	.495	43	101	.426	41	50	.820	46	105	151	5.0	95	4	14	41	11	23	300	10.0
2009-10	31	31	948	30.6	123	277	.444	56	154	.364	42	62	.677	42	109	151	4.9	89	4	29	69	22	26	344	11.1
2010-11	33	30	844	25.6	119	264	.451	69	169	.408	34	47	.723	42	94	136	4.1	98	4	29	40	6	19	341	10.3
Total	124	86	3043	24.5	394	859	.459	175	450	.389	147	192	.766	155	352	507	4.1	335	13	80	171	44	81	1110	9.0



23 Billy Brogden (1,098)

#22 • G • 6-0 • 156 • WILMINGTON, N.C. Four-year letterman for the Pirates' who helped them make the transition from Division II to Division I ... Led the team in field goal shooting percentage as a freshman.

Year	GP	GS	Min	Avg	FG	FGA	Pct	3FG	3FGA	Pct	FT	FTA	Pct	Off	Def	Tot	Avg	PF	FO	Ast	TO	Blk	Stl	Pts	Avg
1961-62	24	-	-	-	85	170	.500	-	-	-	65	84	.774	-	-	63	2.6	54	-	-	-	-	-	235	9.8
1962-63	22	-	-	-	100	248	.403	-	-	-	54	70	.771	-	-	45	2.0	58	-	-	-	-	-	254	11.5
1963-64	24	-	-	-	130	325	.400	-	-	-	63	84	.750	-	-	84	3.5	72	-	-	-	-	-	323	13.5
1964-65	22	-	-	-	113	268	.422	-	-	-	60	76	.789	-	-	68	3.1	-	-	-	-	-	-	286	13.0
Total	92	-	-	-	428	1011	.423	-	-	-	242	314	.771	-	-	260	2.8	184	-	-	-	-	-	1098	11.9



24 Gabriel Mikulas (1,086)

#51 • F • 6-8 • 235 • CORDOBA, ARGENTINA Career was cut short as he suffered a broken arm 12 games into his senior season ... Concluded his career as the school's 15th all-time leading scorer, 18th all-time leading rebounder and career leader in free throws made ... Earned CAA Rookie-of-the-Year and second-team all-conference honors in 2000-01, finishing fourth in the league in scoring and first on total free throws made.

Year	GP	GS	Min	Avg	FG	FGA	Pct	3FG	3FGA	Pct	FT	FTA	Pct	Off	Def	Tot	Avg	PF	FO	Ast	TO	Blk	Stl	Pts	Avg
2000-01	28	28	871	31.1	138	232	.595	0	1	.000	144	181	.796	49	110	159	5.7	86	4	52	92	20	18	420	15.0
2001-02	17	16	525	30.9	60	135	.444	0	0	.000	81	100	.810	40	64	104	6.1	52	2	34	56	15	4	201	11.8
2002-03	27	27	809	30.0	106	206	.515	2	11	.182	95	114	.833	53	104	157	5.8	73	2	38	62	10	26	309	11.4
2003-04	12	12	324	27.0	46	74	.622	3	4	.750	61	73	.836	25	57	82	6.8	33	2	11	28	5	4	156	13.0
Total	84	83	2529	30.1	350	647	.541	5	16	.313	381	468	.814	167	335	502	6.0	244	10	135	238	50	52	1086	12.9



25 Reed Lose (1,084)

#21 • G • 6-4 • 215 • CAMP HILL, PA. Led the Pirates in scoring as senior in 1989-90 and ranked among the top 10 in the CAA in 3-point field goals (7th), free throws made (9th) and steals per game (9th) ... Finished seventh in the conference in scoring in 1987-88.

Year	GP	GS	Min	Avg	FG	FGA	Pct	3FG	3FGA	Pct	FT	FTA	Pct	Off	Def	Tot	Avg	PF	FO	Ast	TO	Blk	Stl	Pts	Avg
1986-87	26	1	283	10.9	19	52	.365	7	26	.269	4	10	.400	11	22	33	1.3	23	0	20	20	2	9	49	1.9
1987-88	28	28	991	35.4	168	330	.509	36	102	.353	47	67	.701	28	77	105	3.8	51	0	64	70	2	26	419	15.0
1988-89	29	14	759	26.2	82	170	.482	11	43	.256	49	63	.778	30	68	98	3.4	70	3	67	42	0	25	224	7.7
1989-90	31	31	1062	34.3	134	313	.428	34	92	.370	90	121	.744	23	76	99	3.2	77	1	69	55	3	35	392	12.6
Total	114	74	3095	27.1	403	865	.466	88	263	.335	190	261	.728	92	243	335	2.9	221	4	220	187	7	95	1084	9.5




1,000-Point Club



26 Gus Hill (1,068)

#42 • F • 6-3 • 225 • FAIRFAX, VA. Earned CAA Rookie-of-the-Year and first-team all-conference honors in 1987-88 ... Finished second in the conference in scoring and total free throws made during his initial campaign ... Ranked among the top 15 in the league in total 3-point field goals made each season.

Year	GP	GS	Min	Avg	FG	FGA	Pct	3FG	3FGA	Pct	FT	FTA	Pct	Off	Def	Tot	Avg	PF	FO	Ast	TO	Blk	Stl	Pts	Avg
1987-88	26	18	740	28.5	169	377	.448	42	108	.389	123	163	.755	46	96	142	5.5	82	4	25	61	2	31	503	19.3
1988-89	29	13	616	21.2	114	282	.404	25	81	.309	56	80	.700	37	63	100	3.4	88	4	25	55	4	24	309	10.7
1989-90	30	12	477	15.9	81	204	.397	24	72	.333	70	88	.795	45	43	88	2.9	80	2	25	51	1	19	256	8.5
Total	85	43	1833	21.6	364	863	.422	91	261	.349	249	331	.752	128	202	330	3.9	250	10	75	167	7	74	1068	12.6



27 Herb Gray (1,057)

#20 • F • 6-8 • 185 • SEAT PLEASANT, MD. Named to the Southern Conference All-Freshman Team in 1977 ... Led the Pirates in rebounding as a senior ... Ranked second on the team in scoring in 1977 and '78 ... Led the Pirates in blocked shots in three of his four seasons at ECU.

Year	GP	GS	Min	Avg	FG	FGA	Pct	3FG	3FGA	Pct	FT	FTA	Pct	Off	Def	Tot	Avg	PF	FO	Ast	TO	Blk	Stl	Pts	Avg
1976-77	28	19	755	27.0	139	306	.454	-	-	-	43	80	.538	-	-	169	6.0	76	3	22	49	17	25	321	11.5
1977-78	26	17	788	30.3	147	293	.502	-	-	-	75	123	.610	-	-	204	7.8	0	0	15	0	46	14	369	14.2
1978-79	7	4	125	17.9	14	37	.378	-	-	-	6	16	.375	-	-	20	2.9	0	0	5	0	11	3	34	4.9
1979-80	27	27	817	30.3	134	279	.480	-	-	-	65	130	.500	-	-	222	8.2	49	4	20	68	29	30	333	12.3
Total	88	67	2485	28.2	434	915	.474	-	-	-	189	349	.542	-	-	615	7.0	125	7	62	117	103	72	1057	12.0



28 Tom Miller (1,048)

#10 • G • 5-11 • 170 • SOUTH CHARLESTON, W.VA. Named First-Team All-Southern Conference in 1970 ... Led the Pirates in total field goals made in each of his final two seasons.

Year	GP	GS	Min	Avg	FG	FGA	Pct	3FG	3FGA	Pct	FT	FTA	Pct	Off	Def	Tot	Avg	PF	FO	Ast	TO	Blk	Stl	Pts	Avg
1967-68	24	-	-	-	75	192	.391	-	-	-	55	74	.743	-	-	64	2.7	69	4	0	0	0	0	205	8.5
1968-69	28	-	-	-	155	350	.443	-	-	-	87	115	.757	-	-	98	3.5	72	5	0	0	0	0	397	14.2
1969-70	25	-	-	-	178	410	.434	-	-	-	90	133	.677	-	-	113	4.5	76	5	0	0	0	0	446	17.8
Total	77	-	-	-	408	952	.429	-	-	-	232	322	.720	-	-	275	3.6	217	14	0	0	0	0	1048	13.6



29 Tim Basham (1,039)

#34 • F • 6-5 • 230 • ROANOKE, VA. Member of the 1994 CAA All-Rookie Team ... Graduated ranked among the top five all-time at ECU in 3-point field goals made (2nd), steals (4th) and assists (5th) ... As a junior in 1995-96, he led ECU in scoring, steals, field goals made, free throws made and 3-point field goals made.

Year	GP	GS	Min	Avg	FG	FGA	Pct	3FG	3FGA	Pct	FT	FTA	Pct	Off	Def	Tot	Avg	PF	FO	Ast	TO	Blk	Stl	Pts	Avg
1993-94	27	4	510	18.9	56	154	.364	41	102	.402	20	25	.800	35	55	90	3.3	61	1	40	35	4	24	173	6.4
1994-95	29	29	919	31.7	106	287	.369	61	166	.367	34	49	.694	55	108	163	5.6	83	2	91	79	4	36	307	10.6
1995-96	27	25	850	31.5	115	291	.395	63	166	.380	71	87	.816	45	93	138	5.1	67	1	55	63	3	29	364	13.5
1996-97	24	24	681	28.4	72	176	.409	39	104	.375	12	23	.522	39	79	118	4.9	57	2	42	49	5	21	195	8.1
Total	107	82	2960	27.7	349	908	.384	204	538	.379	137	184	.745	174	335	509	4.8	268	6	228	226	16	110	1039	9.7



30 Jim Fairley (1,031)

#32 • F • 6-7 • 190 • LAURINBURG, N.C. Named to the 1972 Southern Conference All-Tournament team, scoring 56 points in the three games to lead ECU to its only SoCon title and first NCAA Tournament birth ... Was ECU's leading scorer during the 1971-72 season and top rebounder in the 1969-70 campaign ... Posted 24 career double-doubles.

Year	GP	GS	Min	Avg	FG	FGA	Pct	3FG	3FGA	Pct	FT	FTA	Pct	Off	Def	Tot	Avg	PF	FO	Ast	TO	Blk	Stl	Pts	Avg
1969-70	26	0	0	0.0	170	329	.517	0	0	.000	95	153	.621	-	-	314	12.1	95	7	0	0	0	0	435	16.7
1970-71	14	0	0	0.0	67	156	.429	0	0	.000	54	88	.614	-	-	121	8.6	50	4	0	0	0	0	188	13.4
1971-72	29	0	0	0.0	142	310	.458	0	0	.000	124	197	.629	-	-	292	10.1	106	4	0	0	0	0	408	14.1
Total	69	0	0	0.0	379	795	.477	0	0	.000	273	438	.623	-	-	727	10.5	251	15	0	0	0	0	1031	14.9



1,000-Point Club



31 Kentrell Barkley (1,024)

#15 • F • 6-5 • 205 • DURHAM, N.C. Voted onto the 2016 American Athletic Conference All-Freshman Team ... Led ECU in rebounding each of his three seasons ... Was the Pirates' top scorer during the 2016-17 season ... One of a dozen players in school history with more than 100 steals ... Ranked among the top six in The American in rebounding during each of his last two seasons.

Year	GP	GS	Min	Avg	FG	FGA	Pct	3FG	3FGA	Pct	FT	FTA	Pct	Off	Def	Tot	Avg	PF	FO	Ast	TO	Blk	Stl	Pts	Avg
2015-16	31	11	872	28.1	98	211	.464	24	68	.353	93	137	.679	53	142	195	6.3	50	0	93	48	11	38	313	10.1
2016-17	33	31	1066	32.3	134	329	.407	39	114	.342	128	188	.681	61	190	251	7.6	58	0	86	81	15	33	435	13.2
2017-18	23	21	741	32.2	103	224	.460	21	73	.288	49	76	.645	42	125	167	7.3	50	3	51	51	15	30	276	12.0
Total	87	63	2679	30.8	335	764	.438	84	255	.329	270	401	.673	156	457	613	7.0	158	3	230	180	41	101	1024	11.8



32 Tristen Newton (1,018)

#2 • G • 6-5 • 190 • EL PASO, TEXAS Named Second-Team All-American Athletic Conference in 2022 ... Led the Pirates in scoring as a junior and dished out a team-high 151 assists ... Posted the second-highest free throw percentage in the American (.895) ... Named to American Athletic Conference All-Academic Team ... Set the ECU freshman season record for assists and the fourth-most by a freshman in conference history.


Year	GP	GS	Min	Avg	FG	FGA	Pct	3FG	3FGA	Pct	FT	FTA	Pct	Off	Def	Tot	Avg	PF	FO	Ast	TO	Blk	Stl	Pts	Avg
2019-20	31	19	923	29.8	103	264	.390	33	102	.324	101	126	.802	16	122	138	4.5	62	1	114	59	10	37	340	11.0
2020-21	17	16	534	31.4	49	141	.348	16	61	.262	34	38	.895	18	55	73	4.3	33	0	72	38	5	21	148	8.7
2021-22	30	30	1045	34.8	165	379	.435	48	144	.333	152	173	.879	25	119	144	4.8	71	1	151	104	9	43	530	17.7
Total	78	65	2502	32.1	317	784	.404	97	307	.316	287	337	.852	59	296	355	4.6	166	2	337	201	24	101	1018	13.1



33 Larry Hunt (1,012)

#35 • C • 6-9 • 210 • SHELBY, N.C. Named Second-Team All-Southern Conference in 1977 ... Led the Pirates in scoring as a senior and was their leading rebounder in each of his final three seasons ... One of three players in ECU history to grab more than 900 rebounds in his career ... Averaged a double-double as a sophomore and senior.

Year	GP	GS	Min	Avg	FG	FGA	Pct	3FG	3FGA	Pct	FT	FTA	Pct	Off	Def	Tot	Avg	PF	FO	Ast	TO	Blk	Stl	Pts	Avg
1973-74	25	-	-	-	52	83	.627	-	-	-	8	23	.348	-	-	100	4.0	0	0	6	0	0	0	112	4.5
1974-75	28	-	780	27.9	130	222	.586	-	-	-	53	88	.602	-	-	284	10.1	88	2	35	94	0	0	313	11.2
1975-76	26	22	818	31.5	101	216	.468	-	-	-	38	57	.667	-	-	240	9.2	76	3	24	57	7	12	240	9.2
1976-77	28	28	951	34.0	149	300	.497	-	-	-	49	76	.645	-	-	282	10.1	85	2	17	62	7	6	347	12.4
Total	107	50	2549	23.8	432	821	.526	-	-	-	148	244	.607	-	-	906	8.5	249	7	82	213	14	18	1012	9.5



34 Tony Parham (1,001)

#12 • G • 6-2 • 170 • WASHINGTON, D.C. Named to the 1995 All-CAA Rookie Team ... Completed his eligibility as the school's all-time assist leader and ranked among the top five in free throws made (2nd), steals (3rd) and 3-point field goals made (4th) ... Led ECU in assists for three consecutive seasons (1995-98).

Year	GP	GS	Min	Avg	FG	FGA	Pct	3FG	3FGA	Pct	FT	FTA	Pct	Off	Def	Tot	Avg	PF	FO	Ast	TO	Blk	Stl	Pts	Avg
1994-95	29	29	813	28.0	83	194	.428	36	85	.424	62	79	.785	14	63	77	2.7	84	5	96	49	7	46	264	9.1
1995-96	28	28	793	28.3	55	173	.318	26	95	.274	75	103	.728	9	66	75	2.7	73	3	88	62	4	23	211	7.5
1996-97	27	26	762	28.2	62	182	.341	32	98	.327	74	92	.804	17	57	74	2.7	65	1	72	55	3	20	230	8.5
1997-98	27	26	808	29.9	80	225	.356	45	133	.338	91	108	.843	18	66	84	3.1	62	4	74	54	4	26	296	11.0
Total	111	109	3176	28.6	280	774	.362	139	411	.338	302	382	.791	58	252	310	2.8	284	13	330	220	18	115	1001	9.0



Annual Statistical Leaders

SCORING

Year	Player	GP	Pts.	Avg.
1960-61	Cotton Clayton	21	313	14.9
1961-62	Charlie Lewis	26	425	16.3
1962-63	Bill Otte	22	412	18.7
1963-64	Bill Otte	18	333	18.5
1964-65	Jerry Woodside	22	430	19.6
1965-66	Jerry Woodside	22	404	18.4
1966-67	Dan Pasquariello	24	379	15.8
1967-68	Earl Thompson	25	420	16.8
1968-69	Jim Modlin	28	430	15.4
1969-70	Jim Modlin	26	480	18.5
1970-71	Jim Gregory	24	439	18.3
1971-72	Jim Fairley	29	408	14.1
1972-73	Earl Quash	26	340	13.1
1973-74	Nicky White	25	330	13.2
1974-75	Gregg Ashorn	28	426	15.2
1975-76	Earl Garner	26	401	15.4
1976-77	Larry Hunt	28	347	12.4
1977-78	Oliver Mack	25	699	27.9
1978-79	Oliver Mack	27	495	18.3
1979-80	George Maynor	27	459	17.0
1980-81	Charles Watkins	19	244	12.8
1981-82	Morris Hargrove	27	311	11.5
1982-83	Johnny Edwards	29	539	18.6
1983-84	Curt Vanderhorst	28	324	11.6
1984-85	Curt Vanderhorst	28	476	17.0
1985-86	Marchell Henry	27	420	15.6
1986-87	Marchell Henry	28	534	19.1
1987-88	Gus Hill	26	503	19.3
1988-89	Blue Edwards	29	773	26.7
1989-90	Reed Lose	31	392	12.7
1990-91	Lester Lyons	28	494	17.6
1991-92	Lester Lyons	28	438	15.6
1992-93	Lester Lyons	30	463	15.4
1993-94	Lester Lyons	26	430	16.5
1994-95	Anton Gill	29	486	16.8
1995-96	Tim Basham	27	364	13.5
1996-97	Raphael Edwards	27	356	13.2
1997-98	Raphael Edwards	27	452	16.7
1998-99	Evaldas Jocys	18	249	13.8
1999-00	Garrett Blackwelder	28	293	10.5
2000-01	Gabriel Mikulas	28	420	15.0
2001-02	Erroyl Bing	30	377	12.6
2002-03	Derrick Wiley	26	364	14.0
2003-04	Derrick Wiley	27	400	14.8
2004-05	Mike Cook	27	421	15.0
2005-06	Corey Rouse	28	399	14.3
2006-07	Darrell Jenkins	30	368	12.3
2007-08	Sam Hinnant	30	330	11.0
2008-09	Sam Hinnant	30	449	15.0
2009-10	Brock Young	31	482	15.5
2010-11	Jontae Sherrod	34	529	15.6
2011-12	Miguel Paul	31	470	15.2
2012-13	Maurice Kemp	35	660	18.9
2013-14	Akeem Richmond	34	612	18.0
2014-15	B.J. Tyson	33	413	12.5
2015-16	B.J. Tyson	32	468	14.6
2016-17	Kentrell Barkley	33	435	13.2

2017-18	B.J. Tyson	30	448	14.9
2018-19	Jayden Gardner	31	505	16.3
2019-20	Jayden Gardner	31	610	19.7
2020-21	Jayden Gardner	19	347	18.3
2021-22	Tristen Newton	30	530	17.7
2022-23	RJ Felton	33	457	13.8
2023-24	RJ Felton	33	570	17.3

REBOUNDING

Year	Player	GP	Reb.	Avg.
1960-61	Cotton Clayton	21	207	9.9
	Bill Otte	21	207	9.9
1961-62	Bill Otte	26	332	12.8
1962-63	Bill Otte	22	272	12.3
1963-64	Bill Otte	18	158	8.8
1964-65	Bobby Kinnard	22	204	9.3
1965-66	Charles Alford	26	224	8.6
1966-67	Vince Colbert	24	170	7.1
1967-68	Charles Alford	25	233	9.3
1969-70	Jim Fairley	26	314	12.1
1970-71	Al Faber	25	304	12.2
1971-72	Al Faber	28	297	10.6
1972-73	Nicky White	26	220	8.5
1973-74	Nicky White	25	231	9.2
1974-75	Larry Hunt	28	284	10.1
1975-76	Larry Hunt	26	240	9.2
1976-77	Larry Hunt	28	282	10.1
1977-78	Greg Cornelius	26	210	8.1
1978-79	Greg Cornelius	27	225	8.3
1979-80	Herb Gray	27	222	8.2
1980-81	Tom Szymanski	26	148	5.7
1981-82	Morris Hargrove	27	160	5.9
1982-83	Johnny Edwards	29	244	8.4
1983-84	Derrick Battle	28	130	4.6
1984-85	Leon Bass	28	140	5.0
1985-86	Marchell Henry	27	149	5.5
1986-87	Marchell Henry	28	184	6.6
1987-88	Stanley Love	28	161	5.7
1988-89	Blue Edwards	29	201	6.9
1989-90	Tim Brown	31	195	6.3
	Ike Copeland	31	195	6.3
1990-91	Ike Copeland	28	226	8.1
1991-92	Anton Gill	28	200	7.1
1992-93	Ike Copeland	30	282	9.4
1993-94	Anton Gill	27	168	6.2
1994-95	Chuckie Robinson	29	211	7.3
1995-96	Jonathan Kerner	28	184	6.6
1996-97	Raphael Edwards	27	178	6.6
1997-98	Raphael Edwards	27	222	8.2
1998-99	Evaldas Jocys	18	112	6.2
1999-00	Neil Punt	28	177	6.3
2000-01	Erroyl Bing	28	218	7.8
2001-02	Erroyl Bing	30	261	8.7
2002-03	Erroyl Bing	27	236	8.7
2003-04	Erroyl Bing	27	223	8.3
2004-05	Corey Rouse	28	285	10.0
2005-06	Corey Rouse	28	301	10.8
2006-07	Gabe Blair	30	211	7.0
2007-08	Gabe Blair	29	200	6.9
2008-09	Darrius Morrow	30	200	6.7

2009-10	Darrius Morrow	28	181	6.5
2010-11	Darrius Morrow	34	213	6.3
2011-12	Maurice Kemp	30	188	6.3
2012-13	Robert Sampson	33	303	9.2
2013-14	Brandan Stith	33	209	6.3
2014-15	Michel Nzege	33	154	4.7
2015-16	Kentrell Barkley	31	195	6.3
2016-17	Kentrell Barkley	33	251	7.6
2017-18	Kentrell Barkley	23	167	7.3
2018-19	Jayden Gardner	31	262	8.5
2019-20	Jayden Gardner	31	285	9.2
2020-21	Jayden Gardner	19	158	8.3
2021-22	Vance Jackson	30	179	6.0
2022-23	Brandon Johnson	32	260	8.1
2023-24	Brandon Johnson	31	268	8.6

OFFENSIVE REBOUNDS

Year	Player	GP	OReb.	Avg.
1994-95	Chuckie Robinson	29	103	3.6
1995-96	Von Bryant	27	59	2.2
1996-97	Morris Grooms	27	71	2.6
1997-98	Raphael Edwards	27	82	3.0
1998-99	Neil Punt	27	50	1.9
1999-00	Neil Punt	28	61	2.2
2000-01	Erroyl Bing	28	65	2.3
2001-02	Erroyl Bing	30	99	3.3
2002-03	Erroyl Bing	27	100	3.7
2003-04	Erroyl Bing	27	87	3.2
2004-05	Corey Rouse	28	104	3.7
2005-06	Corey Rouse	28	110	3.9
2006-07	John Fields	25	64	2.6
2007-08	John Fields	29	66	2.3
2008-09	Darrius Morrow	30	92	3.1
2009-10	Darrius Morrow	28	78	2.8
2010-11	Darrius Morrow	34	87	2.6
2011-12	Maurice Kemp	30	74	2.5
2012-13	Robert Sampson	33	92	2.8
2013-14	Brandan Stith	33	86	2.6
2014-15	Michel Nzege	33	58	1.8
2015-16	Kentrell Barkley	31	53	1.7
	Michel Nzege	29	48	1.7
2016-17	Andre Washington	33	85	2.6
2017-18	Jabari Craig	22	47	2.1
2018-19	Jayden Gardner	31	93	3.0
2019-20	Jayden Gardner	31	91	2.9
2020-21	Jayden Gardner	19	39	2.1
2021-22	Brandon Johnson	30	42	1.4
2022-23	Brandon Johnson	32	83	2.6
2023-24	Brandon Johnson	31	78	2.5

FIELD GOAL PERCENTAGE

Year	Player	GP	FG-FGA	Pct.
1960-61	Cotton Clayton	21	177-290	.610
1961-62	Billy Brogden	24	85-170	.500
1962-63	Lacy West	22	146-301	.485
1963-64	Jerry Woodside	24	139-266	.521
1964-65	Jerry Woodside	22	156-284	.549
1965-66	Jerry Woodside	22	150-274	.547
1966-67	Gerald Smith	24	111-230	.482
1967-68	Earl Thompson	25	179-332	.539



Annual Statistical Leaders

1968-69	Jim Gregory	28	137-266	.515
1969-70	Jim Fairley	26	170-329	.517
1970-71	Dave Franklin	24	103-225	.459
1971-72	Dave Franklin	29	140-300	.467
1972-73	Al Faber	26	123-255	.482
1973-74	Reggie Lee	25	134-295	.454
1974-75	Larry Hunt	28	130-222	.586
1975-76	Earl Garner	26	177-343	.516
1976-77	Larry Hunt	28	149-300	.497
1977-78	Oliver Mack	25	292-554	.527
1978-79	George Maynor	27	150-281	.534
1979-80	Herb Krusen	27	165-297	.556
1980-81	Mark McLaurin	26	99-190	.521
1981-82	Charles Green	26	123-239	.515
1982-83	Johnny Edwards	29	221-416	.531
1983-84	Curt Vanderhorst	28	141-295	.478
1984-85	Curt Vanderhorst	28	210-433	.485
1985-86	Curt Vanderhorst	28	138-275	.502
1986-87	Leon Bass	28	135-228	.592
1987-88	Stanley Love	28	90-174	.517
1988-89	Stanley Love	29	62-104	.596
1989-90	Ike Copeland	31	112-225	.498
1990-91	Stanley Love	28	74-134	.552
1991-92	Anton Gill	28	129-240	.538
1992-93	Anton Gill	28	104-211	.493
1993-94	Anton Gill	27	161-273	.590
1994-95	Chuckie Robinson	29	181-293	.618
1995-96	Vic Hamilton	28	103-190	.542
1996-97	Raphael Edwards	27	133-249	.534
1997-98	Dink Peters	27	95-188	.505
1998-99	Quincy Hall	27	79-143	.552
1999-00	Neil Punt	28	123-246	.500
2000-01	Gabriel Mikulas	28	138-232	.595
2001-02	Moussa Badiane	24	67-121	.554
2002-03	Moussa Badiane	27	65-126	.516
2003-04	Moussa Badiane	27	81-146	.555
2004-05	Moussa Badiane	27	117-248	.472
2005-06	Corey Rouse	28	140-266	.500
2006-07	John Fields	25	88-141	.624
2007-08	John Fields	29	98-176	.557
2008-09	Chad Wynn	29	87-147	.592
2009-10	Darius Morrow	28	119-205	.580
2010-11	Darius Morrow	34	141-277	.509
2011-12	Darius Morrow	31	160-295	.542
2012-13	Ty Armstrong	35	137-241	.568
2013-14	Michael Zangari	34	109-212	.514
2014-15	Michel Nzege	33	85-138	.616
2015-16	Kentrell Barkley	31	98-211	.464
2016-17	Andre Washington	33	87-154	.565
2017-18	Dimitrije Spasojevic		82-145	.566
2018-19	Seth LeDay	29	120-227	.529
2019-20	Jayden Gardner	31	223-428	.521
2020-21	Jayden Gardner	19	123-257	.479
2021-22	Brandon Johnson	30	57-110	.518
2022-23	Ezra Ausar	32	123-219	.562
2023-24	Ezra Ausar	32	114-222	.514

THREE-POINT FIELD GOAL PERCENTAGE

Year	Player	3FG	3FGA	Pct.
1986-87	Keith Sledge	37	87	.425

1987-88	Gus Hill	42	108	.389
1988-89	Blue Edwards	25	51	.490
1989-90	Steve Richardson	55	125	.440
1990-91	Steve Richardson	54	123	.439
1991-92	Lester Lyons	58	159	.365
1992-93	Ronnell Peterson	60	146	.411
1993-94	Skipp Schaeffbauer	36	82	.439
1994-95	Tony Parham	36	85	.424
1995-96	Othello Meadows	44	99	.444
1996-97	Othello Meadows	54	125	.432
1997-98	Othello Meadows	52	124	.419
1998-99	Evaldas Jocy	37	87	.425
1999-00	Garrett Blackwelder	57	142	.401
2000-01	Brandon Hawkins	65	167	.389
2001-02	Bryan Foxx	24	55	.436
2002-03	Travis Holcomb-Faye	28	88	.318
2003-04	Derrick Wiley	21	52	.409
2004-05	Tom Hammonds	33	96	.334
2005-06	Sam Hinnant	50	154	.325
2006-07	Cory Farmer	29	84	.345
2007-08	Cory Farmer	49	93	.419
2008-09	Jamar Abrams	43	101	.426
2009-10	Jamar Abrams	56	154	.364
2010-11	Jamar Abrams	69	169	.408
2011-12	Shamarr Bowden	59	146	.404
2012-13	Akeem Richmond	105	250	.420
2013-14	Akeem Richmond	155	392	.395
2014-15	Caleb White	67	164	.409
2015-16	Prince Williams	39	97	.402
2016-17	Caleb White	72	203	.355
2017-18	Shawn Williams	72	196	.367
2018-19	Shawn Williams	70	195	.359
2019-20	Tristen Newton	33	102	.324
2020-21	Bitumba Baruti	16	49	.327
2021-22	Vance Jackson	30	79	.407
2022-23	Brandon Johnson	32	47	.333
2023-24	Brandon Johnson	65	178	.365

FREE THROW PERCENTAGE

Year	Player	FT-FTA	Pct.
1960-61	Charlie Lewis	63-87	.724
1961-62	Benny Bowes	53-61	.869
1962-63	Lacy West	91-117	.778
1963-64	Billy Brogden	63-84	.750
1964-65	Billy Brogden	60-76	.789
1965-66	Jim Ray Cox	49-60	.817
1966-67	Jim Ray Cox	70-83	.844
1967-68	Vince Colbert	86-115	.748
1969-70	Jim Gregory	74-107	.692
1970-71	Al Faber	101-142	.712
1971-72	Jerome Owens	121-162	.747
1972-73	Earl Quash	76-96	.792
1973-74	Tom Marsh	48-64	.750
1974-75	Gregg Ashorn	58-73	.795
1975-76	Reggie Lee	53-70	.757
1976-77	Jim Ramsey	47-61	.770
1977-78	Herb Krusen	47-51	.922
1978-79	David Underwood	48-61	.787
1979-80	George Maynor	51-77	.662
1980-81	David Underwood	69-89	.775

1981-82	Tony Byles	69-99	.697
1982-83	Bruce Peartree	58-68	.853
1983-84	Barry Wright	37-52	.712
1984-85	Curt Vanderhorst	56-68	.824
1985-86	Curt Vanderhorst	108-134	.806
1986-87	Marchell Henry	108-143	.755
1987-88	Kenny Murphy	34-45	.756
1988-89	Kenny Murphy	39-49	.796
1989-90	Steve Richardson	45-52	.860
1990-91	Steve Richardson	41-51	.804
1991-92	Lester Lyons	72-96	.750
1992-93	Lester Lyons	86-107	.804
1993-94	Lester Lyons	76-92	.826
1994-95	Skipp Schaeffbauer	64-80	.800
1995-96	Tim Basham	71-87	.816
1996-97	Tony Parham	74-92	.804
1997-98	Tony Parham	91-108	.843
1998-99	Garrett Blackwelder	58-67	.866
1999-00	Garrett Blackwelder	46-59	.780
2000-01	Gabriel Mikulas	144-181	.796
2001-02	Gabriel Mikulas	81-100	.810
2002-03	Gabriel Mikulas	95-114	.833
2003-04	Gabriel Mikulas	61-73	.836
2004-05	Mike Cook	77-106	.726
2005-06	Jeremy Ingram	36-42	.857
2006-07	Courtney Captain	42-58	.724
2007-08	Jamar Abrams	30-33	.909
2008-09	Brock Young	99-118	.839
2009-10	Brock Young	158-193	.819
2010-11	Jontae Sherrod	150-189	.794
2011-12	Maurice Kemp	74-95	.779
2012-13	Miguel Paul	143-164	.872
2013-14	Akeem Richmond	95-112	.848
2014-15	Caleb White	61-77	.792
2015-16	B.J. Tyson	78-106	.736
2016-17	Caleb White	54-66	.818
2017-18	Shawn Williams	65-74	.878
2018-19	Shawn Williams	43-49	.878
2019-20	Tristen Newton	101-125	.802
2020-21	Tristen Newton	34-38	.895
2021-22	Tristen Newton	152-173	.879
2022-23	RJ Felton	61-79	.772
2023-24	RJ Felton	98-126	.778

ASSISTS

Year	Player	Assists	Avg
1973-74	Donnie Owens	69	2.8
1974-75	Buzzy Braman	89	3.2
1975-76	Reggie Lee	61	2.3
1976-77	Jim Ramsey	78	2.8
1977-78	Walter Moseley	85	3.7
1978-79	George Maynor	109	4.0
1979-80	George Maynor	81	3.0
1980-81	Charles Watkins	52	2.7
1981-82	Tony Byles	57	2.6
1982-83	Tony Robinson	81	4.0
1983-84	Tony Robinson	111	4.0
1984-85	Herb Dixon	113	4.3
1985-86	Scott Hardy	109	4.0
1986-87	Howard Brown	92	4.2



Annual Statistical Leaders

1987-88	Jimmy Hinton	96	3.8
1988-89	Jeff Kelly	120	4.1
1989-90	Paul Childress	104	3.5
1990-91	Lester Lyons	86	3.1
1991-92	Ronnell Peterson	94	3.4
1992-93	Lester Lyons	77	2.6
1993-94	Kareem Richardson	98	3.9
1994-95	Skipp Schaeffbauer	103	3.6
1995-96	Tony Parham	88	3.1
1996-97	Tony Parham	72	2.7
1997-98	Tony Parham	74	2.7
1998-99	Alico Dunk	92	3.4
1999-00	Travis Holcomb-Faye	83	3.0
2000-01	Travis Holcomb-Faye	119	4.3
2001-02	Travis Holcomb-Faye	116	4.0
2002-03	Travis Holcomb-Faye	95	4.3
2003-04	Japhet McNeil	97	3.6
2004-05	Japhet McNeil	122	4.4
2005-06	Japhet McNeil	146	5.6
2006-07	Darrell Jenkins	166	5.5
2007-08	Darrell Jenkins	181	6.0
2008-09	Brock Young	227	7.6
2009-10	Brock Young	171	5.5
2010-11	Brock Young	133	4.4
2011-12	Miguel Paul	183	5.9
2012-13	Miguel Paul	236	7.2
2013-14	Prince Williams	121	3.6
2014-15	Antonio Robinson	122	3.7
2015-16	Prince Williams	123	3.8
2016-17	Jeremy Sheppard	104	3.5
2017-18	Isaac Fleming	144	4.8
2018-19	Isaac Fleming	125	4.0
2019-20	Tristen Newton	114	3.7
2020-21	Tristen Newton	72	4.2
2021-22	Tristen Newton	151	5.0
2022-23	Jaden Walker	101	3.2
2023-24	Bobby Pettiford Jr.	112	3.4

BLOCKS

Year	Player	Blocks	Avg
1975-76	Tyron Edwards	12	0.6
1976-77	Herb Gray	17	0.6
1977-78	Herb Gray	46	1.8
1978-79	Frank Hobson	26	1.1
1979-80	Herb Gray	29	1.1
1980-81	Tom Szymanski	13	0.5
1981-82	Al Mack	16	0.6
1982-83	Johnny Edwards	23	0.8
1983-84	Derrick Battle	30	1.1
1984-85	Leon Bass	26	0.9
1985-86	Leon Bass	16	0.6
1986-87	Leon Bass	27	1.0
1987-88	Ronney Gibbs	3	0.1
1988-89	Blue Edwards	18	0.2
1989-90	Darrell Overton	21	0.7
1990-91	Lester Lyons	28	1.0
1991-92	Lester Lyons	17	0.6
1992-93	Lester Lyons	17	0.6
1993-94	Chuckie Robinson	16	0.6
1994-95	Skipp Schaeffbauer	16	0.6

1995-96	Vic Hamilton	27	0.9
1996-97	Morris Grooms	21	0.8
1997-98	Dink Peters	25	1.0
1998-99	Quincy Hall	28	1.0
1999-00	Neil Punt	16	0.6
2000-01	Gabriel Mikulas	20	0.7
2001-02	Moussa Badiane	87	3.6
2002-03	Moussa Badiane	62	2.3
2003-04	Moussa Badiane	90	3.3
2004-05	Moussa Badiane	75	2.8
2005-06	Corey Rouse	30	1.1
2006-07	John Fields	48	1.9
2007-08	John Fields	56	1.9
2008-09	Chad Wynn	39	1.3
2009-10	Chad Wynn	28	1.0
2010-11	Darrius Morrow	28	0.8
2011-12	Darrius Morrow	35	1.1
2012-13	Robert Sampson	60	1.8
2013-14	Brandan Stith	39	1.2
2014-15	Michael Zangari	15	0.5
2015-16	Michel Nzege	12	0.4
	Kentrell Barkley	11	0.4
2016-17	Andre Washington	95	2.9
2017-18	Jabari Craig	24	1.1
2018-19	K.J. Davis	28	1.0
2019-20	Charles Coleman	19	0.6
2020-21	Ludgy Debaut	19	1.0
2021-22	Ludgy Debaut	28	0.9
2022-23	Brandon Johnson	32	0.7
2023-24	RJ Felton	33	0.6

STEALS

Year	Player	Steals	Avg
1975-76	Reggie Lee	29	1.1
1976-77	Louis Crosby	34	1.2
1977-78	Walter Moseley	23	1.0
1978-79	George Maynor	25	0.9
1979-80	Herb Gray	30	1.1
1980-81	Barry Wright	31	1.2
1981-82	Charles Green	29	1.1
1982-83	Johnny Edwards	42	1.4
1983-84	Curt Vanderhorst	43	1.5
1984-85	Curt Vanderhorst	53	1.9
1985-86	Curt Vanderhorst	48	1.7
1986-87	Blue Edwards	37	1.3
1987-88	Jimmy Hinton	42	1.3
1988-89	Blue Edwards	47	1.6
1989-90	Tim Brown	36	1.7
1990-91	Lester Lyons	70	2.8
1991-92	Lester Lyons	43	1.5
1992-93	Lester Lyons	69	2.3
1993-94	Lester Lyons	53	2.0
1994-95	Tony Parham	46	1.6
1995-96	Tim Basham	29	1.1
1996-97	Alico Dunk	33	1.2
1997-98	Alico Dunk	29	1.1
1998-99	Bandon Hawkins	26	0.9
1999-00	Travis Holcomb-Faye	19	0.7
2000-01	Travis Holcomb-Faye	28	1.0
2001-02	Kenyatta Brown	42	1.4

2002-03	Gabriel Mikulas	26	0.9
2003-04	Derrick Wiley	36	1.3
	Japhet McNeil	36	1.3
2004-05	Japhet McNeil	59	2.1
2005-06	Japhet McNeil	46	1.8
2006-07	Cory Farmer	32	1.1
2007-08	Gabe Blair	38	1.3
2008-09	Brock Young	39	1.3
2009-10	Brock Young	48	1.5
2010-11	Corvonn Gaines	55	1.6
2011-12	Miguel Paul	39	1.3
2012-13	Maurice Kemp	61	1.7
2013-14	Paris Roberts-Campbell	53	1.6
2014-15	Antonio Robinson	55	1.7
2015-16	Kentrell Barkley	38	1.2
	Prince Williams	37	1.2
2016-17	Jeremy Sheppard	30	1.1
2017-18	Isaac Fleming	37	1.2
2018-19	Isaac Fleming	47	1.5
2019-20	Tristen Newton	37	1.2
2020-21	Tristen Newton	21	1.2
2021-22	Tremont Robinson-White	48	1.7
2022-23	Jaden Walker	40	1.3
2023-24	RJ Felton	59	1.8

FIELD GOALS MADE

Year	Player	FG
1960-61	Cotton Clayton	177
1961-62	Charlie Lewis	175
1962-63	Bill Otte	168
1963-64	Jerry Woodside	139
1964-65	Jerry Woodside	156
1965-66	Charles Alford	189
1966-67	Dan Pasquariello	147
1967-68	Earl Thompson	179
1968-69	Tom Miller	155
1969-70	Tom Miller	178
1970-71	Jim Gregory	173
1971-72	Jim Fairley	142
1972-73	Earl Quash	132
1973-74	Nicky White	143
1974-75	Greg Ashorn	184
1975-76	Earl Garner	177
1976-77	Larry Hunt	149
1977-78	Oliver Mack	292
1978-79	Oliver Mack	215
1979-80	George Maynor	204
1980-81	Charles Watkins	110
1981-82	Morris Hargrove	124
1982-83	Johnny Edwards	221
1983-84	Curt Vanderhorst	141
1984-85	Curt Vanderhorst	210
1985-86	Marchell Henry	156
1986-87	Marchell Henry	205
1987-88	Gus Hill	169
1988-89	Blue Edwards	297
1989-90	Reed Lose	134
1990-91	Lester Lyons	179
1991-92	Lester Lyons	154
1992-93	Lester Lyons	161



Annual Statistical Leaders

1993-94	Anton Gill	161
1994-95	Anton Gill	188
1995-96	Tim Basham	115
1996-97	Raphael Edwards	133
1997-98	Raphael Edwards	169
1998-99	Garrett Blackwelder	107
1999-00	Neil Punt	123
2000-01	Gabriel Mikulas	138
2001-02	Erroyl Bing	119
2002-03	Derrick Wiley	145
2003-04	Derrick Wiley	146
2004-05	Mike Cook	157
2005-06	Corey Rouse	140
2006-07	Darrell Jenkins	125
2007-08	Sam Hinnant	105
2008-09	Sam Hinnant	138
2009-10	Brock Young	146
2010-11	Jontae Sherrod	153
2011-12	Darius Morrow	160
2012-13	Maurice Kemp	231
2013-14	Akeem Richmond	181
2014-15	B.J. Tyson	143
2015-16	B.J. Tyson	173
2016-17	Kentrell Barkley	134
2017-18	B.J. Tyson	162
2018-19	Jayden Gardner	166
2019-20	Jayden Gardner	223
2020-21	Jayden Gardner	123
2021-22	Tristen Newton	165
2022-23	RJ Felton	166
2023-24	RJ Felton	201

FREE THROWS MADE

Year	Player	FTM
1960-61	Charlie Lewis	63
1961-62	Benny Bowes	53
1962-63	Lacy West	91
1963-64	Billy Brogden	63
1964-65	Billy Brogden	60
1965-66	Jim Ray Cox	49
1966-67	Jim Ray Cox	70
1967-68	Vince Colbert	86
1969-70	Jim Gregory	74
1970-71	Al Faber	101
1971-72	Jerome Owens	121
1972-73	Earl Quash	76
1973-74	Tom Marsh	48
1974-75	Gregg Ashorn	58
1975-76	Reggie Lee	53
1976-77	Jim Ramsey	47
1977-78	Herb Krusen	47
1978-79	David Underwood	48
1979-80	George Maynor	51
1980-81	David Underwood	69
1981-82	Tony Byles	69
1982-83	Bruce Peartree	58
1983-84	Barry Wright	37
1984-85	Curt Vanderhorst	56
1985-86	Curt Vanderhorst	108
1986-87	Marchell Henry	108

1987-88	Kenny Murphy	34
1988-89	Kenny Murphy	39
1989-90	Steve Richardson	45
1990-91	Steve Richardson	41
1991-92	Lester Lyons	72
1992-93	Lester Lyons	86
1993-94	Lester Lyons	76
1994-95	Skipp Schaeffbauer	64
1995-96	Tim Basham	71
1996-97	Tony Parham	74
1997-98	Tony Parham	91
1998-99	Garrett Blackwelder	58
1999-00	Garrett Blackwelder	46
2000-01	Gabriel Mikulas	144
2001-02	Erroyl Bing	102
2002-03	Gabriel Mikulas	95
2003-04	Derrick Wiley	87
2004-05	Moussa Badiane	98
2005-06	Corey Rouse	118
2006-07	Darrell Jenkins	66
2007-08	John Fields	82
2008-09	Darius Morrow	104
2009-10	Brock Young	158
2010-11	Darius Morrow	159
2011-12	Miguel Paul	138
2012-13	Maurice Kemp	182
2013-14	Prince Williams	108
2014-15	B.J. Tyson	108
2015-16	Kentrell Barkley	93
2016-17	Kentrell Barkley	128
2017-18	B.J. Tyson	82
2018-19	Jayden Gardner	171
2019-20	Jayden Gardner	160
2020-21	Jayden Gardner	98
2021-22	Tristen Newton	152
2022-23	Brandon Johnson	97
2023-24	Ezra Ausar	130

THREE-POINT FIELD GOALS MADE

Year	Player	GP	3FGs	3FG/G
1986-87	Keith Sledge	26	37	1.4
1987-88	Gus Hill	28	42	1.5
1988-89	Three tied	29	25	0.9
1989-90	Steve Richardson	31	55	1.8
1990-91	Steve Richardson	19	54	2.8
1991-92	Lester Lyons	28	58	2.1
1992-93	Ronnell Peterson	30	60	2.0
1993-94	Lester Lyons	26	66	2.5
1994-95	Tim Basham	29	61	2.1
1995-96	Tim Basham	27	63	2.3
1996-97	Othello Meadows	27	54	2.0
1997-98	Othello Meadows	27	52	1.9
1998-99	Brandon Hawkins	27	48	1.8
1999-00	Brandon Hawkins	28	61	2.2
2000-01	Fred Primus	27	80	2.9
2001-02	Kenyatta Brown	30	49	1.6
2002-03	Belton Rivers	27	40	1.5
2003-04	Belton Rivers	27	45	1.7
2004-05	Tom Hammonds	28	33	1.2
2005-06	Sam Hinnant	28	50	1.8

2006-07	Courtney Captain	30	64	2.1
2007-08	Sam Hinnant	30	74	2.5
2008-09	Sam Hinnant	30	85	2.8
2009-10	Jamar Abrams	31	56	1.8
2010-11	Jontae Sherrod	34	73	2.1
2011-12	Miguel Paul	31	68	2.2
2012-13	Akeem Richmond	35	105	3.0
2013-14	Akeem Richmond	34	155	4.6
2014-15	Terry Whisnant	33	77	2.3
2015-16	Caleb White	30	70	2.3
2016-17	Caleb White	33	72	2.3
2017-18	Shawn Williams	30	72	2.4
2018-19	Shawn Williams	26	70	2.7
2019-20	J.J. Miles	29	49	1.7
2020-21	Tremont Robinson-White	19	24	1.3
2021-22	Vance Jackson	30	79	2.6
2022-23	RJ Felton	33	64	2.0
2023-24	RJ Felton	33	70	2.1



Highest Scoring Games

HOME GAMES IN ALL CAPS

ECU'S ALL-TIME 100-POINT GAMES

Score	Opponent	Date
126-111	ATLANTIC CHRISTIAN	12/07/68
121-82	MERCER	12/21/74
120-71	HIGH POINT	1957-58
119-92	CHARLESTON SOUTHERN	12/07/70
115-91	RICHMOND	12/29/70
113-96	ATLANTIC CHRISTIAN	02/20/65
112-62	Piedmont	1956-57
111-59	ST. ANDREWS	12/04/12
111-81	THE CITADEL	12/04/75
110-91	at Davidson	12/20/75
109-102	at Guilford	1959-60
109-78	EDINBORO	11/29/86
109-94	TENNESSEE TECH	12/12/92
108-75	ATLANTIC CHRISTIAN	02/07/66
108-66	VMI	01/10/70
108-68	NC WESLEYAN	11/24/90
107-68	PFEIFFER	1957-58
107-96	at Atlantic Christian	12/16/64
106-70	at Atlantic Christian	1950-51
106-97	ATLANTIC CHRISTIAN	12/06/69
106-130	at Maryland	12/07/77
105-69	ELON	1955-56
105-88	ELON	02/11/61
105-67	CAMPBELL	01/02/91
104-79	ATLANTIC CHRISTIAN	12/09/67
104-91	DAVIDSON	12/08/73
104-47	CHRISTOPHER NEWPORT	12/08/84
104-92	UNC GREENSBORO	12/28/00
103-18	WASHINGTON ALL-STARS	1936-37
103-73	High Point	1952-53
103-73	BELMONT ABBEY	1953-54
103-79	GUILFORD	1954-55
103-36	GUILFORD	1959-60

103-81	SOUTHERN MISS	02/08/71
103-72	USC AIKEN	02/10/79
103-94	VMI	12/19/13
102-66	GUILFORD	1955-56
102-57	WESTERN CAROLINA	12/01/69
102-95	ALDERSON-BROADDUS	12/05/77
101-78	Frederick	12/17/63
101-72	FREDERICK	02/17/65
101-80	at Richmond	01/22/75
101-91	DAVIDSON	02/08/75
101-110	at Chattanooga	01/23/78
101-45	MILLIGAN	11/11/11
100-87	High Point	1952-53
100-61	HIGH POINT	1953-54
100-75	at Camp Lejeune	12/27/61
100-110	at Florida State	02/03/68
100-73	WASHINGTON & LEE	02/21/68
100-68	ROANOKE	12/14/70
100-76	RICHMOND	02/19/75
100-61	LONGWOOD	12/02/91
100-88	BELMONT	11/29/00
100-59	UNC PEMBROKE	11/25/03

MOST POINTS ALLOWED

Rk.	Opponent	Date	Pts	Result
1.	at Maryland	12/07/77	130 L	106-130
2.	at Maryland	11/29/75	127 L	84-127
	at Jacksonville	02/22/71	127 L	69-127
4.	at Duke	11/26/90	125 L	82-125
5.	CAMP LEJEUNE	1945-46	118 L	66-118
6.	at N.C. State	12/03/75	117 L	81-117
7.	at St. Francis	12/16/67	113 L	69-113
8.	at Maine	12/30/80	112 L	81-112
	ATLANTIC CHRISTIAN	1955-56	112 L	93-112
10.	JACKSONVILLE	02/05/70	111 L	94-111
	ATLANTIC CHRISTIAN	12/07/68	111 W	126-111
	at Virginia Tech	02/02/62	111 L	86-111

WEST VIRGINIA TECH	1959-60	111 L	93-111
HIGH POINT	1956-57	111 L	94-111
15. at UCF	02/20/08	110 L	75-110
at UT-Chattanooga	01/23/78	110 L	101-110
at Florida State	02/03/68	110 L	100-110

MOST POINTS IN A HALF

Rk.	Opponent	Date	Pts (Half)	Result
1.	ST. ANDREWS	12/04/12	64 (1st)	W, 111-59
	ATLANTIC CHRISTIAN	12/07/68	64 (2nd)	W, 126-111
3.	EDINBORO STATE	11/29/86	63 (1st)	W, 109-78
	CHARLESTON SOUTHERN	12/07/70	63 (2nd)	W, 119-92
	WESTERN CAROLINA	12/01/69	63 (1st)	W, 102-57
6.	TENNESSEE TECH	12/12/92	62 (2nd)	W, 109-94
	at Davidson	01/20/75	62 (2nd)	W, 110-91
	MERCER	12/21/74	62 (1st)	W, 121-82
9.	at North Carolina	12/15/12	61 (2nd)	L, 87-93
10.	CAMPBELL	01/02/92	60 (1st)	W, 105-67
11.	WESTERN CAROLINA	11/14/21	59 (1st)	W, 95-79
	HOUSTON	01/16/13	59 (2nd)	W, 89-78
	MERCER	12/21/74	59 (2nd)	W, 121-82
13.	SOUTH CAROLINA ST.	12/22/15	58 (1st)	W, 98-71
	at Maryland	12/07/77	58 (2nd)	L, 106-130
14.	N.C. Wesleyan	11/24/90	57 (2nd)	W, 108-68
15.	SMU	03/10/17	56 (2nd)	L, 77-81
	UNC GREENSBORO	12/13/08	56 (2nd)	W, 97-53
	UNC PEMBROKE	11/25/03	56 (1st)	W, 100-59
	UMBC	12/27/88	56 (2nd)	W, 97-78
	SOUTHERN MISS	02/08/71	56 (1st)	W, 103-81
	CHARLESTON SOUTHERN	12/07/70	56 (1st)	W, 119-92
20.	BELMONT	11/29/00	55 (1st)	W, 100-88
	at Arkansas State	11/17/00	55 (1st)	W, 86-72
	at Furman	02/02/94	55 (2nd)	L, 80-85
	at UT-Chattanooga	01/23/78	55 (1st)	L, 101-110
	at St. Peter's	01/08/75	55 (1st)	W, 95-92
	DAVIDSON	12/08/73	55 (2nd)	W, 104-91

Margins

LARGEST MARGIN OF VICTORY

Rk.	Opponent	Date	Score	Margin
1.	Washington All-Stars	1936-37	103-18	+85
2.	Guilford	1959-60	103-36	+67
3.	Edwards Military Institute	1946-47	98-33	+65
4.	Christopher Newport	12/08/84	104-47	+57
5.	MILLIGAN	11/11/11	101-45	+56
	Louisburg J.C.	1939-40	83-27	+56
7.	Louisburg J.C.	1945-46	78-23	+55
8.	ST. ANDREWS	12/04/12	111-59	+52
9.	CHOWAN	11/14/13	95-45	+50
	Morehead City All-Stars	1936-37	64-12	+50

LARGEST MARGIN OF VICTORY AGAINST DIVISION I OPPONENTS

Rk.	Opponent	Date	Score	Margin
1.	at Radford	12/03/02	89-42	+47
2.	UNC Greensboro	12/13/08	97-53	+44
3.	VMI	01/10/70	108-66	+42
4.	Campbell	11/22/03	93-54	+39
	Mercer	12/21/74	121-82	+39
6.	USF	01/17/18	90-52	+38
	Campbell	01/02/92	105-67	+38
8.	Radford	12/30/03	87-50	+37
9.	North Carolina A&T	12/10/03	86-53	+33
10.	Furman	12/16/93	92-61	+31
	Campbell	12/15/90	86-55	+31
12.	at James Madison	01/07/98	90-60	+30
	at George Mason	02/13/93	81-51	+30
	The Citadel	01/04/75	111-81	+30
	William & Mary	02/09/74	93-63	+30

LARGEST MARGIN OF DEFEAT

Rk.	Opponent	Date	Score	Margin
1.	at Davidson	02/18/64	45-105	-60
2.	at Jacksonville	02/22/71	69-127	-58
3.	Camp Lejeune	1945-46	66-118	-52
4.	at Houston	02/25/18	58-109	-51
	at Marshall	02/06/10	49-100	-51
	at Louisville	01/19/05	41-92	-51
7.	at Duke	11/30/88	46-95	-49
	at Duke	11/30/87	45-94	-49
9.	Camp Lejeune	1945-46	36-84	-48
10.	Houston	02/27/19	65-99	-44
	at North Carolina	12/07/14	108-64	-44
	at St. Francis (Pa.)	12/16/67	69-113	-44
	Phillips 66 Oliers	1955-56	58-102	-44



Freshman Season Records

POINTS SCORED

Rk.	Player	Year	Pts.
1.	Johnny Edwards	1983	539
2.	Jayden Gardner	2019	505
3.	Lester Lyons	1991	494
4.	Caleb White	2014	422
5.	Gabriel Mikulas	2001	420
6.	B.J. Tyson	2015	413
7.	Shawn Williams	2018	371
8.	Tristen Newton	2020	340
9.	Herb Gray	1977	321
10.	Anton Gill	1992	319

HIGHEST SCORING AVERAGE

Rk.	Player	Year	PPG
1.	Johnny Edwards	1983	18.6
2.	Lester Lyons	1991	17.6
3.	Jayden Gardner	2019	16.3
4.	Gabriel Mikulas	2001	15.0
5.	B.J. Tyson	2015	12.5
6.	Shawn Williams	2018	12.4
	Caleb White	2014	12.4
8.	Reggie Lee	1974	11.7
9.	Herb Gray	1977	11.5
10.	Anton Gill	1992	11.4

REBOUNDS

Rk.	Player	Year	Rebs
1.	Jayden Gardner	2019	262
2.	Johnny Edwards	1983	244
3.	Erroyl Bing	2001	218
	Derek Batson	1984	218
5.	Gabe Blair	2007	211
6.	Brandan Stith	2014	209
7.	Darius Morrow	2009	200
	Anton Gill	1992	200
9.	Ike Copeland	1990	195
10.	Kentrell Barkley	2016	191

REBOUNDING AVERAGE

Rk.	Player	Year	RPG
1.	Jayden Gardner	2019	8.5
2.	Johnny Edwards	1983	8.4
3.	Erroyl Bing	2001	7.8
4.	Anton Gill	1992	7.1
5.	Gabe Blair	2007	7.0
6.	Darius Morrow	2009	6.7
7.	Kentrell Barkley	2016	6.4
8.	Brandan Stith	2014	6.3
	Ike Copeland	1990	6.3
10.	Herb Gray	1977	6.0

ASSISTS

Rk.	Player	Year	Ast
1.	Tristen Newton	2020	114
2.	Herb Dixon	1985	113
3.	Jeremy Sheppard	2017	104
4.	Japhet McNeil	2004	97
5.	Tony Parham	1995	96
	Jimmy Hinton	1988	96
7.	Kentrell Barkley	2016	91
8.	Lester Lyons	1991	86

9.	Mike Cook	2004	85
	Walter Moseley	1978	85

BLOCKED SHOTS

Rk.	Player	Year	Blk
1.	Moussa Badiane	2002	87
2.	John Fields	2007	48
3.	Brandan Stith	2014	39
	Derrick Battle	1984	30
5.	Lester Lyons	1991	28
6.	Johnny Edwards	1983	23
7.	Robert Sampson	2011	21
8.	Gabriel Mikulas	2001	20
9.	Chad Wynn	2008	18
10.	Herb Gray	1977	17

STEALS

Rk.	Player	Year	Stl
1.	Lester Lyons	1991	70
2.	Tony Parham	1995	46
3.	Jimmy Hinton	1988	42
	Johnny Edwards	1983	42
5.	Tristen Newton	2020	37
	Kentrell Barkley	2016	37
7.	Japhet McNeil	2004	36
8.	Brock Young	2008	35
9.	Jeremy Sheppard	2017	32
10.	Kareem Richardson	1993	31
	Barry Wright	1981	31
	Jim Ramsey	1977	31

FIELD GOALS

Rk.	Player	Year	FGs
1.	Johnny Edwards	1983	221
2.	Lester Lyons	1991	179
3.	Jayden Gardner	2019	166
4.	Caleb White	2014	147
5.	B.J. Tyson	2015	143
6.	Herb Gray	1977	139
7.	Gabriel Mikulas	2001	138
8.	Jim Ramsey	1977	135
9.	Reggie Lee	1974	134
10.	Anton Gill	1992	129

FIELD GOAL ATTEMPTS

Rk.	Player	Year	FGA
1.	Johnny Edwards	1983	416
2.	Lester Lyons	1991	386
3.	Jayden Gardner	2019	337
4.	B.J. Tyson	2015	312
5.	Jim Ramsey	1977	308
6.	Herb Gray	1977	306
7.	Caleb White	2014	301
8.	Reggie Lee	1974	295
9.	Shawn Williams	2018	289
10.	Tristen Newton	2020	264

FIELD GOAL PERCENTAGE (min 2.0 made pg)

Rk.	Player	Year	Pct
1.	Larry Hunt	1974	62.7
2.	John Fields	2007	62.4

3.	Gabriel Mikulas	2001	59.5
4.	Ezra Ausar	2023	56.2
5.	Darius Morrow	2009	55.6
6.	Moussa Badiane	2002	55.4
7.	Anton Gill	1992	53.8
8.	Johnny Edwards	1983	53.1
9.	Brandon Johnson	2022	51.8
10.	Stanley Love	1988	51.7

FREE THROWS

Rk.	Player	Year	FTM
1.	Jayden Gardner	2019	171
2.	Gabriel Mikulas	2001	144
3.	B.J. Tyson	2015	108
4.	Darius Morrow	2009	104
5.	Tristen Newton	2020	101
6.	Johnny Edwards	1983	97
7.	Kentrell Barkley	2016	92
8.	Lester Lyons	1991	86
9.	Brandon Suggs	2020	82
10.	Caleb White	2014	81

FREE THROW ATTEMPTS

Rk.	Player	Year	FTM
1.	Jayden Gardner	2019	228
2.	Gabriel Mikulas	2001	181
3.	Darius Morrow	2009	160
4.	B.J. Tyson	2015	150
5.	Johnny Edwards	1983	144
6.	John Fields	2007	134
7.	Kentrell Barkley	2016	133
8.	Ezra Ausar	2023	131
9.	Tristen Newton	2020	126
10.	Caleb White	2014	114

FREE THROW PERCENTAGE (min 1.0 made pg)

Rk.	Player	Year	Pct
1.	Shawn Williams	2018	87.8
2.	Steve Richardson	1990	86.5
3.	Brock Young	2008	82.1
4.	Tristen Newton	2020	80.2
5.	Gabriel Mikulas	2001	79.6
	Lester Lyons	1991	79.6
7.	Brandon Suggs	2020	78.8
8.	David Underwood	1979	78.7
9.	Tony Parham	1995	78.5
10.	Jim Ramsey	1977	77.0

THREE-POINT FIELD GOALS

Rk.	Player	Year	3FG
1.	Shawn Williams	2018	72
2.	Steve Richardson	1990	55
3.	Jeremy Sheppard	2017	50
	Sam Hinnant	2006	50
	Lester Lyons	1991	50
6.	Brandon Hawkins	1999	48
7.	Caleb White	2014	47
8.	Tim Basham	1994	41
9.	Belton Rivers	2003	40
10.	Tony Parham	1995	36

THREE-POINT FIELD GOAL ATTEMPTS

Rk.	Player	Year	FGA
1.	Shawn Williams	2018	196
2.	Sam Hinnant	2006	154
3.	Jeremy Sheppard	2017	148
4.	Brandon Hawkins	1999	134
5.	Lester Lyons	1991	132
6.	Belton Rivers	2003	131
7.	Caleb White	2014	125
	Steve Richardson	1990	125
9.	Paris Roberts-Campbell	2012	116
10.	Tristen Newton	2020	102
	Tim Basham	1994	102

THREE-POINT FIELD GOAL PERCENTAGE (min 1.0 made pg)

Rk.	Player	Year	Pct.
1.	Steve Richardson	1990	44.0
2.	Tony Parham	1995	42.4
3.	Tim Basham	1994	40.2
4.	Erroyl Bing	2001	38.2
5.	Lester Lyons	1991	37.9
6.	Caleb White	2014	37.6
7.	Shawn Williams	2018	36.7
8.	Brandon Hawkins	1999	35.8
9.	Tom Hammonds	2005	34.4
10.	Jeremy Sheppard	2017	33.8

GAMES PLAYED

Rk.	Player	Year	GP
1.	Caleb White	2014	34
	Robert Sampson	2011	34
3.	B.J. Tyson	2015	33
	Lance Tejada	2015	33
	Brandan Stith	2013	33
	Paris Roberts-Campbell	2012	33
7.	Ezra Ausar	2023	32
8.	Tristen Newton	2020	31
	Brandon Suggs	2020	31
	Jayden Gardner	2019	31
	Marshall Guilmette	2013	31
	Ike Copeland	1990	31
	Steve Richardson	1990	31

GAMES STARTED

Rk.	Player	Year	GS
1.	Jayden Gardner	2019	31
2.	Caleb White	2014	30
	Ike Copeland	1990	30
3.	Tony Parham	1995	29
4.	Gabe Blair	2007	28
	Sam Hinnant	2006	28
	Gabriel Mikulas	2001	28
	Lester Lyons	1991	28
	Stanely Love	1988	28
9.	Derrick Battle	1984	27
10.	Anton Gill	1992	26



Records By Class

SINGLE-GAME

	Freshmen	Sophomore	Junior	Senior
Points	36, Steve Richardson (2/3/90)	43, Gus Hill (2/13/88)	40, Anton Gill (1/19/94)	47, Oliver Mack (2/11/78)
Rebounds	20, Jayden Gardner (1/13/19)	24, two times	24, Erroyl Bing (1/25/03)	15, Larry Hunt (1/26/77)
Assists	13, Walter Moseley (1/23/78)	12, Paul Childress (12/24/90)	14, Tom Miller (1/8/69)	13, Ernie Pope (12/9/72)

SEASON

	Freshmen	Sophomore	Junior	Senior
Points	539, Johnny Edwards (1983)	610, Jayden Gardner (2020)	699, Oliver Mack (1978)	773, Blue Edwards (1989)
Rebounds	244, Johnny Edwards (1983)	332, Bill Otte (1962)	297, Al Faber (1972)	301, Corey Rouse (2006)
Field Goals	221, Johnny Edwards (1983)	223, Jayden Gardner (2020)	292, Oliver Mack (1978)	297, Blue Edwards (1989)
FG Attempts	416, Johnny Edwards (1983)	428, Jayden Gardner (2020)	554, Oliver Mack (1978)	539, Blue Edwards (1989)
FG Percentage	.624, John Fields (2007)	.586, Larry Hunt (1975)	.618, Chuckie Robinson (1995)	.592, Leon Bass (1987)
3-Point FGs	72, Shawn Williams (2018)	70, Shawn Williams (2019)	105, Akeem Richmond (2013)	155, Akeem Richmond (2014)
3-Point Attempts	196, Shawn Williams (2018)	195, Shawn Williams (2019)	218, Fred Primus (2001)	187, Courtney Captain (2007)
3-Point Percentage	.440, Steve Richardson (1990)	.444, Othello Meadows (1996)	.432, Othello Meadows (1997)	.425, Keith Sledge (1987)
Free Throws	171, Jayden Gardner (2019)	160, Jayden Gardner (2020)	122, Jim Modlin (1969)	174, Richard Kier (1969)
Free Throw Attempts	228, Jayden Gardner (2019)	218, Jayden Gardner (2020)	188, Jerry Woodside (1965)	231, Richard Kier (1969)
Free Throw Percentage	.878, Shawn Williams (2018)	.879, Tristen Newton (2021)	.866, Garrett Blackwelder (1999)	.869, Benny Bowes (1962)
Assists	114, Tristen Newton (2020)	151, Tristen Newton (2021)	166, Darrell Jenkins (2007)	181, Darrell Jenkins (2008)
Blocked Shots	87, Moussa Badiane (2002)	62, Moussa Badiane (2003)	90, Moussa Badiane (2004)	95, Andre Washington (2017)
Steals	79, Lester Lyons (1991)	59, Japhet McNeil (2005)	69, Lester Lyons (1993)	53, Lester Lyons (1994)
Minutes Played	996, Johnny Edwards (1983)	1068, Jayden Gardner (2020)	1137, RJ Felton (2023)	1202, Maurice Kemp (2013)



Minges Coliseum Attendance

ATTENDANCE

Year	Record	Total Att.	Avg. Att.
1967-68	7-5		
1968-69	11-3		
1969-70	11-2	31,500	2,423
1970-71	10-4		
1971-72	8-2		
1972-73	9-1		
1973-74	9-3		
1974-75	11-1	46,503	3,875
1975-76	8-3	30,475	2,540
1976-77	8-5	35,200	2,708
1977-78	4-7	42,537	3,545
1978-79	7-5	46,900	3,908
1979-80	12-1	32,200	2,477
1980-81	7-4	20,800	1,981
1981-82	7-5	27,950	2,328
1982-83	9-3	39,700	3,308
1983-84	4-8	19,300	1,608
1984-85	5-8	29,179	2,245
1985-86	9-3	31,027	2,586
1986-87	8-4	41,718	3,477
1987-88	6-7	36,594	2,815
1988-89	10-4	57,862	4,133
1989-90	8-5	44,641	3,434
1990-91	8-5	38,950	2,996

1991-92	9-4	32,477	2,498
1992-93	6-6	42,550	3,546
1993-94	10-2	57,834	4,820
1994-95	9-3	71,761	5,980*
1995-96	11-3	61,556	4,397
1996-97	10-2	54,443	4,537
1997-98	7-6	52,522	4,040
1998-99	8-4	47,632	3,969
1999-00	7-6	46,788	3,599
2000-01	10-3	52,678	4,052
2001-02	10-5	69,403	4,603
2002-03	8-6	81,538	5,824
2003-04	10-5	79,598	5,307
2004-05	6-7	62,398	4,800
2005-06	7-8	77,538	5,170
2006-07	5-9	63,457	4,533
2007-08	9-7	89,406	4,706
2008-09	10-6	80,678	5,042
2009-10	5-9	52,496	3,750
2010-11	11-5	73,053	4,566
2011-12	10-7	81,609	4,801
2012-13	17-4	97,838	4,659
2013-14	10-7	75,370	4,434
2014-15	11-5	75,138	4,696
2015-16	8-8	71,116	4,445
2016-17	12-5	68,089	4,005

2017-18	8-11	63,899	3,363
2018-19	9-9	67,581	3,754
2019-20	9-7	62,899	3,931
2020-21	7-6	1,527	117
2021-22	12-4	53,456	3,341
2022-23	10-6	66,847	4,178
2023-24	11-9	87,053	4,352

57 Years 498-292 *School Record

SINGLE-GAME RECORDS

Rk	Att.	Opponent	Date
1.	8,081	vs. Marquette	12/30/02
2.	8,056	vs. Louisville	01/16/03
3.	7,670	vs. UNC Wilmington	02/25/95
4.	7,623	vs. N.C. State	12/08/07
5.	7,611	vs. James Madison	01/14/95
6.	7,589	vs Houston	02/25/23
7.	7,575	vs. Wake Forest	12/22/08
8.	7,553	vs. Memphis	01/11/06
		vs. Louisville	01/15/04
10.	7,500	vs. UNC Wilmington	02/22/97
		vs. East Tennessee State	01/06/95
		vs. South Carolina	12/10/69
13.	7,432	vs. Louisville	01/06/02
14.	7,311	vs. UNC Wilmington	02/20/99
15.	7,242	vs. Marquette	02/26/02
16.	7,143	vs. Cincinnati	01/05/02





Minges Coliseum Records

TEAM

POINTS IN A GAME

ECU: 126 vs. Atlantic Christian (12/07/68)
Opponent: 111 by Jacksonville (02/05/70)
111 by Atlantic Christian (12/07/68)

POINTS IN A HALF

ECU: 64 (First) vs. St. Andrews (12/04/12)
64 (Second) vs. Atlantic Christian (12/07/68)
Opponent: 66 (Second) by Atlantic Christian (12/07/68)

MARGIN OF VICTORY

ECU: 57 vs. Christopher Newport (12/08/84)
Opponent: 38 by Southern Miss (02/14/07)

MOST FIELD GOALS MADE

ECU: 50 vs. Mercer (12/21/74)
Opponent: 49 by Old Dominion (01/31/78)

MOST FIELD GOAL ATTEMPTS

ECU: 101 vs. Buffalo (02/06/74)
Opponent: 103 by Mercer (12/21/74)

HIGHEST FIELD GOAL PERCENTAGE

ECU: .733 (44-60) vs. Atlantic Christian (12/07/68)
Opponent: .697 (23-33) by George Mason (02/22/82)

MOST THREE-POINT FIELD GOALS MADE

ECU: 18 vs. St. Andrews (12/04/12)
Opponent: 16 by Belmont (11/29/00)

MOST THREE-POINT FIELD GOAL ATTEMPTS

ECU: 40 vs. Houston (03/01/08)
Opponent: 38 by Belmont (11/29/00)

HIGHEST THREE-POINT FIELD GOAL PERCENTAGE (Min. 10 att.)

ECU: .625 (15-24) vs. SMU (02/27/08)
Opponent: .800 (8-10) by Richmond (02/20/88)

MOST FREE THROWS MADE

ECU: 38 vs. Atlantic Christian (12/06/69)
Opponent: 44 by Baptist College (12/07/70)

MOST FREE THROW ATTEMPTS

ECU: 56 vs. Atlantic Christian (12/06/69)
Opponent: 57 by Baptist College (12/07/70)

HIGHEST FREE THROW PERCENTAGE (Min. 10 att.)

ECU: 1.000 (14-14) vs. Marshall (02/18/06)
Opponent: 1.000 (10-10) by Gardner-Webb (12/19/03)
1.000 (12-12) by Marquette (12/30/02)

MOST REBOUNDS

ECU: 72 vs. USF (01/25/03)
Opponent: 62 by American (02/11/85)

MOST ASSISTS

ECU: 38 vs. Mercer (12/21/74)
Opponent: 25 by American (02/11/85)

MOST TURNOVERS

ECU: 34 vs. Atlantic Christian (12/07/68)
Opponent: 34 by Berry (12/08/80)

MOST BLOCKED SHOTS

ECU: 13 vs. American (01/31/87)
Opponent: 10 by Old Dominion (12/29/90)

MOST STEALS

ECU: 18 vs. Marshall (02/12/11)
Opponent: 14 by UTEP (01/17/09)

MOST PERSONAL FOULS

ECU: 36 vs. Charlotte (02/07/04)
Opponent: 36 by Atlantic Christian (12/07/69)

INDIVIDUAL

MOST POINTS SCORED

ECU: 47, Oliver Mack vs. USC Aiken (02/11/78)
Opponent: 39, Brian Rowsom of UNC Wilmington (01/17/87)

MOST FIELD GOALS

ECU: 19, Oliver Mack vs. USC Aiken (02/11/78)
Opponent: 14, David Robinson of Navy (01/26/85)

MOST FIELD GOAL ATTEMPTS

ECU: 36, Oliver Mack vs. USC Aiken (02/11/78)
Opponent: 32, Teko Wynder of Mercer (12/21/74)

MOST THREE-POINT FIELD GOALS

ECU: 10, Akeem Richmond vs. Fayetteville State (12/03/13)
Opponent: 8, Jason Williams of George Mason (02/05/96)
8, David Evans of Colorado State (12/20/95)

MOST THREE-POINT FIELD GOAL ATTEMPTS

ECU: 16, Sam Hinnant vs. Houston (03/01/08)
Opponent: 16, Doug Day of Radford (12/22/90)

MOST FREE THROWS MADE

ECU: 16, Jayden Gardner vs. Appalachian St. (11/30/18)
Opponent: 19, Dick Esleeck of Furman (01/06/70)

MOST FREE THROWS ATTEMPTS

ECU: 20, Jontae Sherrod vs. Memphis (03/02/11)
Opponent: 21, Dick Esleeck of Furman (01/06/70)

MOST REBOUNDS

ECU: 24, Erroyl Bing vs. USF (01/25/03)
Opponent: 19, Artis Gilmore of Jacksonville (02/05/70)

MOST ASSISTS

ECU: 14, Brock Young vs. Rice (02/14/09)
Opponent: 12, Jeremy Wise of Southern Miss (02/16/08)

MOST BLOCKED SHOTS

ECU: 8, Moussa Badiane vs. Memphis (02/11/04)
8, Moussa Badiane vs. Old Dominion (12/08/11)
8, Greg Cornelius vs. UNC Asheville (01/21/78)
Opponent: 5, Hassan Whiteside of Marshall (01/09/10)

MOST STEALS

ECU: 7, Kentrell Barkley vs. South Florida (1/17/18)
7, Lester Lyons vs. UNC Wilmington (02/23/91)
7, Curt Vanderhorst vs. Winthrop (02/13/85)
Opponent: 6, Brad Childress of Campbell (12/12, 1989)



Opponent Records

GAME

MOST POINTS SCORED

Individual: 45, Randy Culpepper of UTEP (02/13/10)
45, Ray Simpson of Furman (02/05/72)

Team: 130 by Maryland (12/07/77)

MOST REBOUNDS

Individual: 28, Artis Gilmore of Jacksonville (02/27/91)

Team: 68 by High Point (12/04/63)

MOST FIELD GOALS

Individual: 19, Ray Simpson of Furman (02/05/72)

Team: 52 by Maryland (12/07/77)

MOST FREE THROWS

Individual: 21, Stefon Jackson of UTEP (02/23/08)

Team: 44 by Baptist College (12/07/70)

ASSISTS

Individual: 16, Mike Carroll of Pan American (02/09/81)

Team: 33 by Maine (02/03/80)

STEALS

Individual: 7, Rodney McKeever of The Citadel (02/22/75)

7, Darryl Franklin of American (01/16/95)

Team: 19 by NC State (12/05/73)

BLOCKED SHOTS

Individual: 13, Artis Gilmore of Jacksonville (02/22/71)

Team: 13 by Jacksonville (02/22/71)

FIELD GOAL ATTEMPTS

Individual: 33, Roy Simpson of Furman (02/05/72)

Team: 104 by Tennessee-Chattanooga (01/23/78)

FIELD GOAL PERCENTAGE *(min. 10 att.)*

Individual: 100.0 (12-12), David Robinson of Navy (03/07/85)

Team: 69.7 by George Mason (02/22/82)

THREE-POINT FIELD GOALS

Individual: 9, Randy Culpepper of UTEP (02/13/10)

Team: 16 by Houston (01/23/19)

16 by Belmont (11/29/00)

THREE-POINT FIELD GOAL ATTEMPTS

Individual: 16, Doug Day of Radford (12/22/90)

Team: 33 by Virginia Tech (11/27/01)

THREE-POINT FIELD GOAL PERCENTAGE

Individual: 1.000 (7-7), Neil Watson of Southern Miss (03/02/13)

Team: 80.0 (8-10) by Richmond (02/20/88)

SEASON

POINTS

Most Points Scored: 2,484 (2012-13)

Fewest Points Scored: 1,364 (1958-59)

Highest Scoring Average: 88.8 (1977-78)

Lowest Scoring Average: 64.9 (1962-63)

FIELD GOALS

Most: 926 (1977-78)

Fewest: 528 (1962-63)

Most Attempts: 2,142 (2012-13)

Fewest Attempts: 1,201 (1962-63)

Highest Percentage: 50.6 (1981-82)

Lowest Percentage: 39.2 (2016-17)

FREE THROWS

Most: 537 (1968-69)

Fewest: 329 (1987-88)

Most Attempts: 782 (1969-70)

Fewest Attempts: 471 (1962-63)

Highest Percentage: 75.1 (2023-24)

Lowest Percentage: 65.1 (1969-70)

REBOUNDS

Most: 1,316 (2012-13)

Highest Average: 43.8 (1963-64; 1970-71)

Lowest Average: 31.1 (1981-82)

PERSONAL FOULS

Most: 659 (2012-13)

Fewest: 356 (1962-63)

Most Disqualifications: 36 (1968-69)

Fewest Disqualifications: 5 (1984-85)

THREE-POINT FIELD GOALS

Most Made: 254 (2019-20)

Most Attempts: 753 (2019-20)

Highest Percentage: 42.1 (1991-92)

TABS

Most Turnovers: 475 (2012-13)

Most Assists: 603 (2012-13)

Most Blocked Shots: 125 (2021-22)

Most Steals: 281 (2009-10)



All-Conference/District Honors

SOUTHERN CONFERENCE

All-Southern Conference

1969:	Jim Modlin (Second)
1970:	Tom Miller (First) Jim Modlin (Second)
1971:	Jim Gregory (First) Al Faber (Second)
1973:	Earl Quash (Second)
1974:	Nicky White (First)
1975:	Greg Ashorn (Second) Robert Jeter (Second) Donnie Ownes (HM)
1976:	Earl Garner (Second) Reggie Lee (HM)
1977:	Larry Hunt (Second)

SoCon All-Freshman/Rookie

1974:	Reggie Lee
1976:	Louis Crosby
1977:	Herb Gray Jim Ramsey

SoCon All-Sophomore

1971:	Al Faber Dave Franklin
-------	---------------------------

SoCon All-Tournament

1969:	Jim Modlin (First)
1972:	Jim Farley (First) Ernie Pope (First)
1975:	Robert Geter (Second) Larry Hunt (Second)
1977:	Jim Ramsey (Second)

SoCon Coach-of-the-Year

1969:	Tom Quinn
1975:	Dave Patton

SoCon Player-of-the-Week

1969:	Jim Modlin
-------	------------

CAA

All-ECAC South

1983:	Johnny Edwards (First)
-------	------------------------

CAA Player-of-the-Year

1989:	Blue Edwards
-------	--------------

CAA Rookie-of-the-Year

1988:	Gus Hill
1991:	Lester Lyons
2001:	Gabriel Mikulas

All-CAA

1987:	Marchell Henry (First)
1988:	Gus Hill (First)
1989:	Blue Edwards (First)
1991:	Lester Lyons (Second)
1994:	Lester Lyons (Second)
1995:	Anton Gil (First)
1997:	Raphael Edwards (Second)
1998:	Raphael Edwards (First)
2001:	Gabriel Mikulas (Second)

CAA All-Rookie

1988:	Gus Hill
1990:	Ike Copeland Steve Richardson
1991:	Kevin Armstrong Lester Lyons
1992:	Anton Gil
1993:	Kareem Richardson
1994:	Tim Basham
1995:	Tony Parham
2001:	Erroyl Bing Gabriel Mikulas

CAA All-Defensive Team

1989:	Jeff Kelly
1993:	Lester Lyons
1994:	Lester Lyons

All-CAA Tournament

1993:	Ike Copeland Lester Lyons (MVP)
-------	------------------------------------

CAA Player-of-the-Week

1987:	Blue Edwards Marchell Henry
1988:	Gus Hill Reed Lose
1989:	Blue Edwards (3)
1990:	Steve Richardson
1991:	Lester Lyons
1992:	Anton Gil Steve Richardson
1993:	Lester Lyons
1995:	Anton Gil Chuckie Robinson
1996:	Tim Basham
1998:	Raphael Edwards (2)
1999:	Evaldas Jojcs
2001:	Gabriel Mikulas Fred Primus

CAA 25th Anniversary Team

2010:	Blue Edwards
-------	--------------

CONFERENCE USA

C-USA Sixth Man-of-the-Year

2011:	Brock Young
-------	-------------

All-Conference USA

2006:	Corey Rouse (Second)
2010:	Brock Young (Third)
2011:	Jontae Sherrod (Third)
2012:	Miguel Paul (Second) Darrius Morrow (Third)
2013:	Maurice Kemp (First) Miguel Paul (Second)
2014:	Akeem Richmond (Second)

C-USA All-Freshman

2002:	Moussa Badiane
2004:	Mike Cook
2005:	Tom Hammonds

2006:	Sam Hinnant
2007:	John Fields
2009:	Darrius Morrow

C-USA All-Tournament

2011:	Darrius Morrow
-------	----------------

C-USA Player-of-the-Week

2003:	Gabriel Mikulas
2004:	Erroyl Bing
2005:	Moussa Badiane
2006:	Corey Rouse
2008:	Sam Hinnant
2011:	Jontae Sherrod Jamar Abrams
2013:	Maurice Kemp Akeem Richmond
2014:	Akeem Richmond

C-USA Rookie-of-the-Week

2009:	Darrius Morrow
2012:	Marshall Guilmette
2014:	Caleb White

NABC

All-District XI

2012:	Miguel Paul (Second)
2013:	Maurice Kemp (Second)

All-District XXIV

2024:	RJ Felton (Second)
-------	--------------------

All-District XXV

2019:	Jayden Gardner (Second)
2020:	Jayden Gardner (First)
2021:	Jayden Gardner (First)



American Athletic Conference Honors



Most Improved:
2016 Prince Williams

ROOKIE -OF-THE-YEAR

2018: Shawn Williams

MOST IMPROVED PLAYER

2016: Prince Williams


ALL-CONFERENCE TEAM

2020: Jayden Gardner (Second)

2021: Jayden Gardner (First)

2022: Tristen Newton (Second)

2024: RJ Felton (Third)



Jayden Gardner



B.J. Tyson



Ezra Ausar

ALL-FRESHMAN TEAM

2015: B.J. Tyson*
2016: Kentrell Barkley
2017: Jeremy Sheppard
2018: Shawn Williams*
2019: Jayden Gardner*
2023: Ezra Ausar*

* unanimous selection

PLAYER-OF-THE-WEEK

2020: Jayden Gardner (2)
2021: Jayden Gardner
2022: Vance Jackson

FRESHMAN-OF-THE-WEEK

2015: B.J. Tyson (4)
2016: Kentrell Barkley (1)
2017: Jeremy Sheppard (1)
2018: Shawn Williams (4)
2019: Jayden Gardner (5)
2023: Ezra Ausar (1)

Rookie-of-the-Year

2018 Shawn Williams

WEEKLY HONOR ROLL

2015: Caleb White (2), Terry Whisnant (1)
2016: Caleb White (3), B.J. Tyson (2), Kentrell Barkley (1), Prince Williams (1)
2017: Kentrell Barkley (3), Caleb White (3), B.J. Tyson (1), Andre Washington (1)
2018: Isaac Fleming (1), B.J. Tyson (1)
2019: Isaac Fleming (1), Jayden Gardner (1)
2020: Jayden Gardner (7)
2021: Jayden Gardner (5), JJ Miles (1), Tremont Robinson-White (1)
2022: Tristen Newton (6), Brandon Suggs (1)
2023: Brandon Johnson (3), Javon Small (3), RJ Felton (2)
2024: RJ Felton (3), Brandon Johnson (3), Ezra Ausar (2), Bobby Pettiford Jr. (1)





Academic Honors

Team Academic Excellence Awards

2007-08	Conference USA
2008-09	American Athletic Conference
	NABC
2009-10	NABC

NABC Honors Court

2006-07	Taylor Gagnon
2008-09	Greyson Sargent
2009-10	Evan Salzano
	Greyson Sargent
2012-13	Petar Torlak
2013-14	Petar Torlak
2014-15	Francis Edosomwan
	Peyton Robbins
2017-18	Justice Obasohan
2018-19	Addison Hill
	Justice Obasohan
	John Whitley
2019-20	Ian Jones
2020-21	Ludgy Debaut
	Ian Jones
	David Kasanganay
	Samson Strickland



Greyson Sargent was a two-time member of the NABC Honors Court and earned a place on the Conference USA Commissioner's Honor Roll four times.

Colonial Athletic Association Academic Team

1988-89	Jeff Kelly
1990-91	Paul Childress
1991-92	Paul Childress
	Antti Jokinen
1994-95	Skip Schaeffbauer

Conference USA All-Academic Team

2007-08	Taylor Gagnon
2011-12	Maurice Kemp

Conference USA Commissioner's Honor Roll

2004-05	Taylor Gagnon
	Will O'Neil
2005-06	Taylor Gagnon
	Sam Hinnant
	Jeremy Ingram
	William O'Neil
	Jeffrey Robinson
2006-07	Cory Farmer
	Taylor Gagnon
	Greyson Sargent
2007-08	Brandon Evans
	Taylor Gagnon
	Greyson Sargent
2008-09	Greyson Sargent
2009-10	Evan Salzano
	Greyson Sargent
2010-11	Evan Salzano
	Robert Sampson
	Petar Torlak
2011-12	Maurice Kemp
	Robert Sampson
	Petar Torlak
2012-13	Marshall Guilmette
	Petar Torlak
2013-14	Francis Edosomwan
	Marshall Guilmette
	Peyton Robbins
	Petar Torlak

The American All-Academic Team

2014-15	Drew Bost
	Grant Bryant
	Peyton Robbins
	Lance Tejada
	Francis Edosomwan
	Prince Williams
2015-16	Kanu Aja
	Drew Bost
	Michel-Ofik Nzege
	Justice Obasohan
2016-17	Justice Obasohan
	Andre Washington
	John Whitley
2017-18	Jabari Craig
	K.J. Davis
	Justice Obasohan
	Dimitrije Spasojevic
	Justin Whatley
	John Whitley

2018-19	Tyler Foster
	Jayden Gardner
	Addison Hill
	Justice Obasohan
	Samson Strickland
	Dimitrije Spasojevic
	DeShaun Wade
	John Whitley
2019-20	Charles Coleman
	Ian Jones
	Tristen Newton
	Samson Strickland
	Evan Umstead
2021-22	Ludgy Debaut
	Brandon Johnson

Student-athletes named to the Commissioner's Honor Roll and/or the All-Academic Team must maintain a cumulative grade point average of 3.0 or better.

Nutrien All-Academic Team

1990-91	Paul Childress
1991-92	Paul Childress
1992-93	Kareem Richardson
1993-94	Skip Schaeffbauer
1994-95	Skip Schaeffbauer
1998-99	Evaldas Jojcs
1999-00	Bryan Foxx
2000-01	Gabriel Mikulas
2001-02	Gabriel Mikulas
2002-03	Gabriel Mikulas
2003-04	Gabriel Mikulas
2004-05	Will O'Neil
2005-06	Will O'Neil
2006-07	Taylor Gagnon
2007-08	Taylor Gagnon
2008-09	Greyson Sargent
2009-10	Greyson Sargent
2010-11	Evan Salzano
2011-12	Petar Torlak
2012-13	Petar Torlak
2013-14	Petar Torlak
2014-15	Peyton Robbins
2015-16	Peyton Robbins
2016-17	Justice Obasohan
2017-18	Justice Obasohan
2018-19	Justice Obasohan
2019-20	Samson Strickland
2020-21	Samson Strickland

The Nutrien All-Academic Team is comprised of ECU student-athletes who hold the highest cumulative GPA on their respective teams (minimum GPA of 3.0).



ECU Athletics Hall Of Fame Basketball Players



Jim Gregory



Charlie Adams



Theodore "Blue" Edwards

Year Inducted	Name	Years at ECU
1974	Sonny Russell	1949-53
1979	Ike Riddick	1957-60
1982	James Gregory	1969-71
1991	Charlie Adams	1956-59
1991	Jerry Woodside	1963-66
2002	Theodore "Blue" Edwards	1986-87, '88-89
2013	Don Harris	1954-57
2018	Lester Lyons	1990-94

MULTI-SPORT ATHLETES

Year Inducted	Name	Years at ECU	Other Sports Played/Coached
1974	Bobby Hodges	1950-53	Football
1974	Lacy West	1959-63	Baseball
1977	Earl Smith	1936-39	Football, Baseball
1978	Jim Johnson	1933-37	Football, Baseball
1979	Lex Ridenhour	1935-39	Football, Baseball, Tennis
1980	Cecil Heath	1951-55	Baseball
1983	Coach Howard Porter	1946-70	Golf, Tennis
1983	J.C. Thomas	1953-56	Baseball
1984	Lawrence "Cotton" Clayton	1958-61	Baseball
1992	Bill Greene	1940-43	Football
1993	Coach John Christenbury	1940-41	Football, Baseball
1997	Paul Gay	1951-53	Football, Baseball
2009	Vince Colbert	1966-68	Baseball



Pirates In The NBA

THE NBA DRAFT

Yr.	Rd.	Pick	Player	Name	Team
1954	8	3	66	Bobby Hodges	Philadelphia Warriors
1968	10	9	129	Charles Alford	Los Angeles Lakers
1979	2	3	25	Oliver Mack	Los Angeles Lakers
1979	4	6	72	George Maynor	Chicago Bulls
1989	1	21	21	Blue Edwards	Utah Jazz

CAREER STATISTICS OF NBA PLAYERS

THEODORE "BLUE" EDWARDS

Year	Team	G	Pts	PPG	FGM	FGA	PCT	FTM	FTA	PCT	3PM	3PA	PCT	REB	RPG	AST	STL	BLK
1989-90	UTA	82	727	8.9	286	564	.507	146	203	.719	9	30	.300	251	3.1	145	76	36
1990-91	UTA	62	576	9.3	244	464	.526	82	117	.701	6	24	.250	201	3.2	108	57	29
1991-92	UTA	81	1018	12.6	433	830	.522	113	146	.774	39	103	.379	298	3.7	137	81	46
1992-93	MIL	82	1382	16.9	554	1083	.512	237	300	.790	37	106	.349	382	4.7	214	129	45
1993-94	MIL	82	953	11.6	382	800	.478	151	189	.799	38	106	.358	329	4.0	171	83	27
1994-95	BOS	31	220	7.1	83	195	.426	43	48	.896	11	43	.256	65	2.1	47	19	10
1994-95	UTA	36	239	6.6	98	198	.495	32	42	.762	11	32	.344	65	1.8	30	24	6
1995-96	VAN	82	1043	12.7	401	956	.419	157	208	.755	84	245	.343	346	4.2	212	118	46
1996-97	VAN	61	478	7.8	182	458	.397	89	109	.817	25	89	.281	189	3.1	114	38	20
1997-98	VAN	81	872	10.8	326	742	.439	180	215	.837	40	120	.333	217	2.7	201	86	28
1998-99	MIA	24	77	3.2	32	72	.444	9	13	.692	4	10	.400	33	1.4	30	17	5
Totals		704	7585	10.8	3021	6362	.475	1239	1590	.779	304	908	.335	2376	3.4	1409	728	298

JONATHAN KERNER

Year	Team	G	Pts	PPG	FGM	FGA	PCT	FTM	FTA	PCT	3PM	3PA	PCT	REB	RPG	AST	STL	BLK
1988-99	ORL	1	0	0.0	0	1	.000	0	0	.000	0	0	.000	0	0.0	0	0	0

OLIVER MACK

Year	Team	G	Pts	PPG	FGM	FGA	PCT	FTM	FTA	PCT	3PM	3PA	PCT	REB	RPG	AST	STL	BLK
1979-80	LAL	27	51	1.9	21	50	.420	9	18	.500	0	1	.000	22	20	4	0	9
1979-80	CHI	23	183	8.0	77	149	.517	29	33	.879	0	4	.000	49	2.1	33	20	3
1980-81	CHI	3	3	1.0	1	6	.167	1	2	.500	0	0	.000	1	0.3	1	1	0
1980-81	DAL	62	635	10.2	278	600	.460	79	123	.642	0	9	.000	229	3.7	162	55	7
1981-82	DAL	13	44	3.4	19	59	.322	6	8	.750	0	2	.000	18	1.4	14	5	1
Totals		128	916	7.2	396	864	.458	124	184	.674	0	16	.000	319	2.5	230	85	11



Blue Edwards (left) played 10 seasons for five different NBA franchises.



Oliver Mack spent three seasons in the NBA with three teams.



Postseason Tournament Results

NCAA					
Year	Opponent	W/L	Score	Site	
1972	Villanova	L	70-85	Princeton, N.J.	
1993	North Carolina	L	65-85	Winston-Salem, N.C.	

NAIA NATIONAL CHAMPIONSHIPS					
Year	Opponent	W/L	Score	Round	
1953	Arkansas Tech	L	61-65	First Round	
1954	St. Benedict's	L	61-68	First Round	

NAIA DISTRICT 26					
Year	Opponent	W/L	Score	Round	
1952	High Point	W	69-61	Semifinals	
	Elon	L	67-75	Championship	
1953	High Point	W	103-73	Semifinals	
	Elon	W	72-56	Championship	
1954	Presbyterian	W	80-71	Semifinals	
	Erskine	W	80-64	Championship	
1955	Atlantic Christian	L	98-107	Semifinals	
1956	Presbyterian	L	84-106	Semifinals	
1958	Lenoir-Rhyne	L	79-102	Semifinals	

COLLEGIATE COMMISSIONERS TOURNAMENT					
Year	Opponent	W/L	Score	Site	
1975	Arizona	L	78-94	Louisville, Ky.	

COLLEGEINSIDER.COM POSTSEASON TOURNAMENT					
Year	Opponent	W/L	Score	Site	
2011	Jacksonville	L	66-71 (ot)	Greenville, N.C.	
2013	Savannah State	W	66-65	Greenville, N.C.	
	Rider	W	75-54	Greenville, N.C.	
	Loyola (Md.)	W	70-58	Greenville, N.C.	
	Evansville	W	81-58	Greenville, N.C.	
	Weber State	W	77-74	Ogden, Utah	
2014	Wright State	L	59-73	Greenville, N.C.	

NORTH STATE CONFERENCE					
Year	Opponent	W/L	Score	Round	
1948	Guilford College	L	39-53	First Round	
1949	Western Carolina	W	49-43	First Round	
	Appalachian State	L	52-69	Semifinals	
1950	Lenoir-Rhyne	L	34-52	First Round	
1951	Lenoir-Rhyne	W	76-72	First Round	
	Catawba	W	68-63	Semifinals	
	High Point	L	62-66	Championship	
1952	Lenoir-Rhyne	L	73-85	First Round	
1953	Guilford College	W	85-57	First Round	
	High Point	L	65-68	Semifinals	
1954	Guilford College	W	74-54	First Round	
	Elon	W	80-65	Semifinals	
	Atlantic Christian	W	86-75	Championship	
1955	High Point	L	71-90	First Round	
1956	Catawba	W	91-70	First Round	
	Elon	L	64-82	Semifinals	
1957	Western Carolina	L	69-83	First Round	
1958	Appalachian State	W	78-77	First Round	
	High Point	L	78-79	Semifinals	
1959	Catawba	L	70-74	First Round	
1960	Appalachian State	L	79-87	First Round	
1961	Atlantic Christian	L	71-72	First Round	

CAROLINAS CONFERENCE					
Year	Opponent	W/L	Score	Round	
1962	Catawba	L	76-81	First Round	

SOUTHERN CONFERENCE					
Year	Opponent	W/L	Score	Site	
1966	Richmond	L	74-76	Charlotte	
1967	West Virginia	L	53-82	Charlotte	
1968	West Virginia	L	71-76	Charlotte	
1969	William & Mary	W	48-35	Charlotte	
	George Washington	W	84-79		
	Davidson	L	76-102		
1970	Richmond	L	73-74	Charlotte	
1971	Richmond	L	67-69	Charlotte	
1972	The Citadel	W	80-71	Greenville, S.C.	
	Davidson	W	81-77		
	Furman	W	77-75 (ot)		
1973	Richmond	W	92-62	Richmond, Va.	
	Furman	L	60-68		
1974	William & Mary	L	67-75 (2ot)	Richmond, Va.	
1975	The Citadel	W	78-66	Greenville, N.C.	
	William & Mary	L	66-69	Greenville, S.C.	
1976	Appalachian State	L	72-79	Greenville, N.C.	
1977	William & Mary	W	79-76	Williamsburg, Va.	
	VMI	L	77-88	Roanoke, Va.	

ECAC-SOUTH					
Year	Opponent	W/L	Score	Site	
1983	George Mason	W	68-65	Richmond, Va.	
	William & Mary	L	45-48		
1984	William & Mary	L	32-47	Harrisonburg, Va.	
1985	Navy	L	73-94	Williamsburg, Va.	

COLONIAL ATHLETIC ASSOCIATION					
Year	Opponent	W/L	Score	Site	
1986	UNC Wilmington	L	54-75	Wilmington, N.C.	
1987	UNC Wilmington	L	58-59	Hampton, Va.	
1988	Richmond	L	41-67	Hampton, Va.	
1989	American	W	76-58	Hampton, Va.	
	George Mason	L	58-65		
1990	George Mason	L	62-66	Richmond, Va.	
1991	Richmond	L	62-86	Richmond, Va.	
1992	American	L	69-76	Richmond, Va.	
1993	Old Dominion	W	73-67	Richmond, Va.	
	UNC Wilmington	W	55-50		
	James Madison	W	54-49		
1994	Richmond	L	55-58	Richmond, Va.	
1995	American	L	67-75	Richmond, Va.	
1996	American	W	76-60	Richmond, Va.	
	VCU	L	60-75		
1997	James Madison	L	67-79 (2ot)	Richmond, Va.	
1998	VCU	L	62-65	Richmond, Va.	
1999	Old Dominion	L	62-65 (2ot)	Richmond, Va.	
2000	American	L	54-74	Richmond, Va.	
2001	Ineligible	-		Richmond, Va.	



CONFERENCE USA

Year	Opponent	W/L	Score	Site
2002	Houston	L	49-58	Cincinnati, Ohio
2003	Did Not Qualify	-		Louisville, Ky.
2004	Louisville	L	54-61	Cincinnati, Ohio
2005	Did Not Qualify	-		Memphis, Tenn.
2006	UCF	L	52-65	Memphis, Tenn.
2007	Tulsa	L	50-65	Memphis, Tenn.
2008	Tulsa	L	49-66	Memphis, Tenn.
2009	Tulane	L	59-69	Memphis, Tenn.
2010	Houston	L	80-93	Tulsa, Okla.
2011	UCF	W	75-60	El Paso, Texas
	UAB	W	75-70 (ot)	
	Memphis	L	56-76	
2012	Rice	W	68-66	Memphis, Tenn.
	Southern Miss	L	78-81 (ot)	
2013	Tulsa	L	72-79	Tulsa, Okla.
2014	UTSA	W	79-76	El Paso, Texas
	UTEP	L	68-77	

AMERICAN ATHLETIC CONFERENCE

Year	Opponent	W/L	Score	Site
2015	UCF	W	81-80	Hartford, Conn.
	SMU	L	68-74	
2016	USF	L	66-71	Orlando, Fla.
2017	Temple	W	80-69	Hartford, Conn.
	SMU	L	77-81	
2018	UCF	L	52-66	Orlando, Fla.
2019	Wichita State	L	57-73	Memphis, Tenn.
2021	UCF	L	62-72	Fort Worth, Texas
2022	Cincinnati	L	63-74	Fort Worth, Texas
2023	South Florida	W	73-58	Fort Worth, Texas
	Houston	L	46-60	Fort Worth, Texa
2024	Tulsa	W	84-79	Fort Worth, Texas
	South Florida	L	59-81	Fort Worth, Texas



ECU players rushed the floor after Othello Meadows hit a buzzer-beating 3 to beat UNCW in 1996.



vs. Conference Tournament Opponents

RECORD BY SEED

Seed	Record	Years
No. 1	0-0	-
No. 2	3-3	1969, '70, '75
No. 3	1-3	1971, '73, '97
No. 4	3-4	1972, '74, '76, '95, 2013
No. 5	3-7	1966, '73, '83, '86, '90, '94, '96
No. 6	1-3	1984, '89, '92
No. 7	3-4	1968, '87, '91, '93, '99
No. 8	4-8	1967, '85, '88, '98, 2011, '15, '16, '24
No. 9	2-5	2000, '09, '17, '22, '23
No. 10	1-3	2008, '10, '12
No. 11	0-5	2002, '04, '18, '19, '21
No. 12	1-3	2006, '07, '14

RECORD VS. SEEDS

Seed	Record	Years
No. 1	3-11	1967, '69, '72 , '77, '83, '85, '88, '93 , '96, 2011 , '15, '17, '23, '24
No. 2	2-6	1968, '72 , '73, '87, '89, '91, '93 , '99, 2012
No. 3	2-3	1969 , '75, '84, '89 , '92
No. 4	3-5	1966, '77 , '83 , '86, '90, '94, '96 , 2011
No. 5	1-7	1972 , '74, '76, '95, 2006, '07, '13, '14
No. 6	2-5	1971, '73 , '93 , '97, 2002, '04, '18, '19, '21
No. 7	3-3	1969 , '70, '75 , 2008, '10, '12
No. 8	2-3	2000, '09, '17 , '22, '23
No. 9	3-2	1998, 2011 , '15 , '16, '24
No. 10	0-0	-
No. 11	0-0	-
No. 12	0-0	-
No. 13	1-0	2014

Victories in bold

VS. OPPONENTS IN THE AMERICAN

Opponent	Record	
Cincinnati	0-1	
Date	Round	Result
03/10/22	First	L, 63-74
Houston	0-3	
Date	Round	Result
03/06/02	First	L, 49-58^
03/10/10	First	L, 80-93^
03/10/23	QF	L, 46-60
Memphis	0-1	
Date	Round	Result
03/11/11	SF	L, 56-76^
SMU	0-2	
Date	Round	Result
03/13/15	QF	L, 68-74
03/10/17	QF	L, 77-81
Temple	1-0	
Date	Round	Result
03/09/17	First	W, 80-69
Tulane	0-1	
Date	Round	Result
03/11/09	First	L, 59-69^

Opponent	Record	
Tulsa	1-3	
Date	Round	Result
03/07/07	First	L, 50-65^
03/12/08	First	L, 49-66^
03/14/13	QF	L, 72-79^
03/14/24	Second	W, 84-79

Opponent	Record	
UCF	2-3	
Date	Round	Result
03/08/06	First	L, 52-65^
03/09/11	First	W, 75-60^
03/12/15	First	W, 81-80 (ot)
03/08/18	First	L, 52-66
03/11/21	First	L, 62-72

Opponent	Record	
USF	1-2	
Date	Round	Result
03/10/16	First	L, 66-71
03/09/23	First	W, 73-58
03/15/24	QF	L, 59-81

Opponent	Record	
Wichita State	0-1	
Date	Round	Result
03/14/19	First	L, 57-73

^ - played in the Conference USA tournament

RECORD VS. OTHER OPPONENTS

Opponent	Record
American	2-3
Appalachian State	0-1
Davidson	1-1
Furman	1-1
George Mason	1-2
George Washington	1-0
James Madison	1-1
Navy	0-1
Old Dominion	1-1
Richmond	1-6
The Citadel	2-0
UNC Wilmington	1-2
VCU	0-2
VMI	0-1
West Virginia	0-2
William & Mary	2-4

RECORD BY SITE

Location	Record	Last
Charlotte, N.C.	2-6	1971
Cincinnati, Ohio	0-2	2004
El Paso, Texas	3-2	2014
Fort Worth, Texas	2-4	2024
Hampton, Va.	1-3	1989
Harrisonburg, Va.	0-1	1984
Hartford, Conn.	2-2	2017
Greenville, N.C.	1-1	1976
Greenville, S.C.	3-1	1975
Memphis, Tenn.	1-6	2019
Orlando, Fla.	0-2	2018
Richmond, Va.	6-13	2000
Roanoke, Va.	0-1	1977
Tulsa, Okla.	0-2	2013
Williamsburg, Va.	1-1	1985
Wilmington, N.C.	0-1	1986



Conference Tournament Game Records

TEAM RECORDS

POINTS

Overall: 96 vs. Richmond (03/01/73)
The American: 84 vs. Tulsa (3/14/24)

FIELD GOALS MADE

Overall: 36 vs. Appalachian State (02/28/76)
36 vs. William & Mary (02/26/77)
The American: 31 vs. UCF (03/12/15)

FIELD GOAL ATTEMPTS

Overall: 88 vs. VMI (03/01/77)
The American: 68 vs. UCF (03/12/15)

3-POINT FIELD GOALS MADE

Overall: 15 vs. SMU (03/13/15)
The American: 15 vs. SMU (03/13/15)

3-POINT FIELD GOAL ATTEMPTS

Overall: 35 vs. SMU (03/13/15)
The American: 35 vs. SMU (03/13/15)

3-POINT FIELD GOAL PERCENTAGE

Overall: 58.8 (10-17) vs. UCF (03/09/11)
The American: 43.3 (13-30) vs. SMU (03/10/17)

FREE THROWS MADE

Overall: 33 vs. UAB (03/10/11)
The American: 24 vs. Tulsa (3/14/24)

FREE THROW ATTEMPTS

Overall: 48 vs. UAB (03/10/11)
The American: 35 vs. Tulsa (3/14/24)

FREE THROW PERCENTAGE

Overall: 100.0 (12-12) vs. Cincinnati (03/10/22)
The American: 100.0 (12-12) vs. Cincinnati (03/10/22)

OFFENSIVE REBOUNDS

Overall: 19 vs. Louisville (03/10/04)
The American: 15 vs. USF (03/10/16)

DEFENSIVE REBOUNDS

Overall: 33 vs. Old Dominion (02/26/99)
33 vs. UAB (03/10/11)
The American: 35 vs. Houston (3/10/23)

TOTAL REBOUNDS

Overall: 45 vs. UAB (03/10/11)
The American: 42 vs. Houston (3/10/23)

PERSONAL FOULS

Overall: 30 vs. Davidson (03/01/69)
The American: 25 vs. UCF (03/08/18)

ASSISTS

Overall: 20 vs. William & Mary (02/26/77)
20 vs. Tulsa (03/14/13)
The American: 18 vs. UCF (03/12/15)

TURNOVERS (LOW)

Overall: 7 vs. Tulsa (03/07/07)
The American: 8 vs. UCF (03/12/15)

TURNOVERS (HIGH)

Overall: 27 vs. Old Dominion (02/26/99)
The American: 20 vs. UCF (03/08/18)

BLOCKS

Overall: 8 vs. Cincinnati (03/10/22)
The American: 8 vs. Cincinnati (03/10/22)

STEALS

Overall: 13 vs. Richmond (03/02/91)
The American: 10 vs. UCF (03/12/15)

POINTS (FIRST HALF)

Overall: 42 vs. William & Mary (02/26/77)
The American: 41 vs. Tulsa (3/14/24)
41 vs. Cincinnati (03/10/22)
41 vs. USF (3/9/23)

POINTS (SECOND HALF)

Overall: 56 vs. SMU (03/10/17)
The American: 56 vs. SMU (03/10/17)

POINTS (OVERTIME)

Overall: 18 vs. UAB (03/10/11)
The American: 5 vs. UCF (03/12/15)

INDIVIDUAL RECORDS

POINTS

Overall: 36, Akeem Richmond vs. UTSA (03/11/14)
The American: 28, Ezra Ausar vs. Tulsa (3/14/24)

FIELD GOALS MADE

Overall: 13, Earl Garner vs. Appalachian State (02/28/76)
The American: 10, Ezra Ausar vs. Tulsa (3/14/24)
10, Jaden Walker vs. USF (3/9/23)

FIELD GOAL ATTEMPTS

Overall: 32, Blue Edwards vs. George Mason (03/05/89)
The American: 19, RJ Felton vs. USF (3/9/23)

3-PT FIELD GOALS MADE

Overall: 11, Akeem Richmond vs. UTSA (03/11/14)
The American: 4, RJ Felton vs. USF (3/9/23)
4, Antonio Robinson vs. SMU (03/13/15)
4, Terry Whisnant vs. SMU (03/13/15)
4, Caleb White vs. SMU (03/13/15)

3-POINT FIELD GOAL ATTEMPTS

Overall: 19, Akeem Richmond vs. UTSA (03/11/14)
The American: 10, RJ Felton vs. USF (3/9/23)
10, Vance Jackson vs. Cincinnati (03/10/22)
10, Caleb White vs. SMU (03/10/17)
10, Caleb White vs. SMU (03/13/15)

FREE THROWS MADE

Overall: 12, Darius Morrow vs. UAB (03/10/11)
The American: 8, Ezra Ausar vs. Tulsa (3/14/24)

FREE THROW ATTEMPTS

Overall: 16, Darius Morrow vs. UAB (03/10/11)
The American: 12, Ezra Ausar vs. USF (3/15/24)
12, Ezra Ausar vs. Tulsa (3/14/24)

OFFENSIVE REBOUNDS

Overall: 8, Corey Rouse vs. UCF (03/08/06)
The American: 5, Ezra Ausar vs. Houston (3/10/23)
5, Kentrell Barkley vs. Temple (03/09/17)

DEFENSIVE REBOUNDS

Overall: 14, Ezra Ausar vs. Houston (3/10/23)
The American: 14, Ezra Ausar vs. Houston (3/10/23)

TOTAL REBOUNDS

NCAA: 14, Al Faber vs. Villanova (03/11/72)
Overall: 19, Ezra Ausar vs. Houston (3/10/23)
The American: 19, Ezra Ausar vs. Houston (3/10/23)

ASSISTS

Overall: 12, Miguel Paul vs. Southern Miss (03/08/12)
The American: 10, Jaden Walker vs. USF (3/9/23)

BLOCKED SHOTS

Overall: 5, Darius Morrow vs. UAB (03/10/11)
The American: 4, Ludgy Debaut vs. Cincinnati (03/10/22)

STEALS

Overall: 6, Lance Tejada vs. UCF (03/12/15)
The American: 6, Lance Tejada vs. UCF (03/12/15)

MINUTES PLAYED

Overall: 48, Tony Parham vs. James Madison (03/01/97)
The American: 40, RJ Felton vs. USF (3/14/24)
40, RJ Felton vs. USF (3/9/23)
40, Kentrell Barkley vs. SMU (03/10/17)

Overall - Records set from games played during the Southern Conference (1964-77), ECAC-South (1983-85), CAA (1986-01), Conference USA (2002-14) and The American (2015-pr.) basketball tournaments.



1972 Southern Conference Champions

Physical interior play, aggressive rebounding, balanced point production and a solid bench all played a part in ECU's only Southern Conference championship and first NCAA Tournament berth in 1972.

After upsetting regular season champion Davidson in the semifinals, the Pirates' dreams of going to the NCAA Tournament were nearly derailed, twice, by the Furman Paladins in the championship game.

If Jim Fairley hadn't scooped up Ernie Pope's missed jumper and laid it in to tie the game as time expired, ECU wouldn't have won.

The two teams then battled through four overtime ties, before the Paladins took a one-point lead, 75-74, with eight seconds left.

With no timeouts remaining, ECU's Al Faber grabbed the rebound off a missed free throw and cut loose a desperation 40-footer that wasn't even close.

Fortunately for the Pirates, reserve guard Nicky White was standing underneath the basket, grabbed the rebound and banged home the winning bucket as the horn sounded.

The Pirates had lost to Davidson in the championship game two years prior. Earl Quash wound up as the leading scorer for ECU in the finals scoring 18 points, including 13 in the final 14 minutes of play. Fairley added 13 points, while Faber and Pope had 12 each.

ECU would've been eliminated from the tournament in the semifinals if it hadn't been for the efforts of Fairley.

Fairley, who scored 56 points in three games, scored 26 points in the semis to lead the Pirates into the title contest.

ECU rallied from a seven-point second half deficit to best the regular season champion Wildcats. Two free throws by Dave Franklin and another by Quash in the final 18 seconds lifted the Pirates to a four-point victory, 81-77.

Thanks to Franklin's 20-point performance in the quarterfinals, ECU was able to dispose of a pesky Citadel squad.


After trailing by as many as nine in the first half and five at intermission, the Pirates looked to Franklin in the second half.

He made ECU's first four shots after intermission to reclaim the lead at 38-37. They never trailed after that point.

Leading by as many as 13 in the second half, ECU watched its lead diminish to three with 43 seconds left. Pope, however, hit two free throws with 29 seconds remaining to run the Pirates out to a five-point lead. ECU then got a pair of steals for buckets in the final second to dart out the final nine-point margin.

Franklin collected 39 points during the three-day run; Pope 37; Jerome Owens 36; Quash 32; and Faber 21 as no one man was forced to carry the burden.

Fairley and Pope were named first-team all-tournament, while Franklin earned second-team honors.



Dave Franklin and Jerome Owens combined for 76 points during the Pirates three-day tournament championship run.

1971-72 Roster

4	Terry Davis	F	Sr.	6-5	185	Tillery, N.C.
10	Dave McNeil	G	Jr.	6-4	175	Erwin, N.C.
12	Milan Djordjevich	G	Jr.	6-3	180	Libertyville, N.C.
20	Ernie Pope	G	Jr.	6-2	165	Statesville, N.C.
22	Greg Crouse	G	Sr.	6-2	180	Straford, N.J.
24	John Pitts	G	So.	6-1	164	Charlottesville, Va.
30	Nicky White	F/C	So.	6-8	205	Kinston, N.C.
32	Jim Fairley	F/C	Sr.	6-7	190	Laurinburg, N.C.
34	Earl Quash	G	Jr.	6-3	190	Alexandria, Va.
40	Steve McKenzie	C	Jr.	6-7	210	Jacksonville, Fla.
42	Dave Franklin	F	Jr.	6-5	205	Richmond, Va.
50	Al Faber	C	Jr.	6-10	220	N. Haledon, N.J.
53	Ray Peszko	F/C	So.	6-7	200	Greenville, N.C.
54	Jerome Owens	G	Jr.	6-1	190	Erwin, N.C.



1993 CAA Champions

The Colonial Athletic Association was in its eighth year of existence and ECU was still searching for its first CAA title. And with the Pirates entering the 1993 CAA Tournament in Richmond as the No. 7 seed with a 10-16 record, there was little reason to expect ECU would win its first.

But thanks to the play of a pair of sharp shooting guards, a vibrant senior and a championship hungry coach, ECU captured its lone CAA championship and advanced to the its second NCAA Tournament in school history.

The Pirates ended the regular season losing two of its final three games, including a 73-60 loss at home to Old Dominion, the tournament's No. 2 seed and ECU's first round opponent. The Monarchs won both regular season meetings between the two by an average of 16.5 points. ECU reversed its fortunes during the third meeting of the year, 73-67, behind the outstanding play of senior Ike Copeland.

Copeland scored a career-high 24 points, hitting on near perfect 9-of-10 shooting from the field. He also connected on 6-of-6 free throws, and grabbed a game-high 11 rebounds. Anton Gil contributed 14 points as the Pirates outscored the Monarchs, 8-2 over the final 3:47.

The semifinal round pitted a pair of Cinderella teams, as ECU faced sixth-seeded UNC Wilmington, who upset Richmond the night before. The Pirates played one of its best defensive games of the season as they held the Seahawks to 31.6 percent shooting from the field and held on for a 55-50 win after leading by as many as 19 in the second half. Lester Lyons tallied 18 points in the game, the only Pirate to reach double figures.

As expected, the upstart Pirates faced top-seeded James Madison in the championship game. Coach Lefty Driesell led the Dukes to a 19-7 overall record during the regular season and a first place finish in the CAA for the fourth consecutive year.

A relaxed and confident group of Pirates set the tempo and forced JMU to play their way, ran their motion offense patiently and led by as many as six on two occasions during the second half. ECU trailed by one with 5:56 remaining, but out-scored the Dukes, 12-8 during the final minutes to claim a 54-49 victory.

Lyons, the tournament's Most Valuable Player, scored 14 points in the win, while Curley Young poured in a team-high 15 points. Lyons was joined by one of his teammates, Copeland, on the all-tournament team.

With ECU leading by three in the final 20 seconds, JMU attempted a three-point field goal that rattled in and out, and bounced into the hands of Copeland. A 58 percent free-throw shooter, Copeland scored his only two points of the game with 14.3 seconds left as he swished a pair of free throws to seal the victory.

"You can't explain it," said Pirate head coach Eddie Payne. "It's a supernatural thing. I didn't think about winning the tournament when we got here. I just pointed out that we've been playing good basketball of late. You can't win without winning the first game."


"It's a dream come true," said Copeland. "I always thought we had a chance."

The Pirates earned an automatic bid to the NCAA Tournament and a date with the East Region's No. 1 seed and eventual national champion, North Carolina.

The Pirates fell, 85-65, but drew the respect of many college basketball observers. During the NCAA Championship Game, CBS color commentator Billy Packer noted that he had seen no one play better against North Carolina's trapping defense than ECU during the NCAA Tournament.

1992-93 Roster

3	Marlon Jones	G	Jr.	6-3	195	Falls Church, Va.
4	Greg James	F	Fr.	6-4	220	Columbia, S.C.
5	Lester Lyons	G	Jr.	6-3	160	Lewiston, N.C.
21	Kareem Richardson	G	Fr.	5-11	170	Rantoul, Ill.
22	Wilbert Hunter	F	Jr.	6-5	200	Raleigh, N.C.
23	Curley Young	G/F	Jr.	6-4	199	Chesapeake, Va.
24	T.J. Long	G	Fr.	5-10	185	Elizabeth City, N.C.
25	Ronnell Peterson	G	Sr.	6-1	212	Ayden, N.C.
32	Anton Gill	F	So.	6-8	207	Raleigh, N.C.
33	Kevin Armstrong	F	Jr.	6-6	213	Gastonia, N.C.
34	Simpson Toliver	C	Fr.	6-8	225	Richmond, Va.
50	Don Douglas	C	Fr.	6-11	232	Falls Church, Va.
53	James Lewis	F/C	Sr.	6-6	225	Batesburg, S.C.
54	Ike Copeland	C	Sr.	6-8	215	Rocky Mount, N.C.



ECU won its lone CAA Championship in 1993 as the league's No. 7 seed in the tournament.



2013 CIT Champions

Junior Akeem Richmond hit a 3-pointer at the buzzer to lift ECU over Weber State 77-74 and claim the CollegeInsider.com tournament championship, capping the best season in school history.

Miguel Paul led ECU with 23 points and Maurice Kemp added 20 for the Pirates, who tied a school record for wins in a season set by the 1953-54 squad and won their first-ever Division I postseason championship.

Kemp was voted the tournament's Most Valuable Player with Paul and Robert Sampson earning all-tournament team honors.

The Pirates trailed 71-65 with 2:50 remaining but closed on a 12-3 run. Kemp sank a 3 to cut the lead in half and Paul made a pair of free throws to make it a 2-point game with less than two minutes to play.

Following two missed fouls shots by Weber State, Paul tossed the ball up to Sampson for the game-tying layup. After Scott Bamforth made just one of two free throws, Paul hit Sampson streaking down the lane for the go-ahead slam.

Davion Berry then made just one of two foul shots to tie the game at 74 with 21 seconds to play. Weber State made just 3 of 9 free throws in the final three minutes, hitting only 9-of-19 foul shots overall.

Bamfort led Weber State with 19 points, while Berry and Frank Otis had 16 apiece.

The two teams traded the lead six times in the first 14 minutes before ECU used an 8-0 spurt to take the largest lead of the game by either side, seven points.

The Pirates shot 60 percent in the first half and led 42-35 at halftime with Ty Armstrong scoring all 10 of his points in the opening frame. ECU scored 28 points in the paint before halftime and tallied 38 inside the lane for the game.

Both teams ended the game shooting over 50 percent from the floor with ECU connecting on a season-high 58.1 percent of its shots (30-51) and the Wildcats making 52.7 percent (29-55) of their attempts.

Although they didn't get to the foul line as often, the Pirates capitalized on more of their attempts, making 11 of 14.

Weber State opened the second half on an 9-2 run to tie the game at 44 in less than three minutes before taking a 48-46 lead. ECU then outscored the Wildcats 13-4 to reclaim its seven-point halftime advantage.

ALL-TOURNAMENT TEAM: Scott Bamforth, Weber State; Maurice Kemp, ECU (MVP); Frank Otis, Weber State; Miguel Paul, ECU; Colt Ryan, Evansville; Robert Sampson, ECU; Kyle Tresnak, Weber State; Seth Tuttle, Northern Iowa

2012-13 Roster

0	Miguel Paul	G	Sr.	6-1	170	Winter Haven, Fla.
1	Akeem Richmond	G	Jr.	6-0	180	Sanford, N.C.
2	Maurice Kemp	F	Sr.	6-8	190	Miami, Fla.
3	Petar Torlak	G	Jr.	6-1	185	Belgrade, Serbia
4	Prince Williams	G	Fr.	6-4	195	Raleigh, N.C.
5	Ty Armstrong	F	Jr.	6-8	235	Melbourne, Fla.
10	Francis Edosomwan	G	So.	6-3	205	Charlotte, N.C.
11	Corvonn Gaines	G	Sr.	6-4	205	Madison, Wis.
12	Robert Sampson	F	Jr.	6-8	210	Atlanta, Ga.
15	Peyton Robbins	G	Fr.	6-4	205	Raleigh, N.C.
20	Shamarr Bowden	G	Sr.	6-4	170	Greensboro, N.C.
22	Paris Roberts-Campbell	G	So.	6-3	180	Charlotte, N.C.
23	Erin Straughn	G/F	Sr.	6-6	215	Pensacola, Fla.
34	Michael Zangari	F	Fr.	6-9	230	Lewisberry, Pa.
41	Marshall Guilmette	F	Fr.	6-10	240	Kennesaw, Ga.



ECU defeated Weber State to win the 2013 CollegeInsiders.com Postseason Tournament (CIT).



ECU Basketball Timeline

1931-32

- After 22 years of existence as a college, basketball is established as the first intercollegiate sport at ECU. The first game is played Dec. 15 against Greenville All-Stars and won by ECU, 23-17. This is the first game of a 20-game schedule, which produces a 10-10 record.

1934-35

- G.L. Mathis is hired as the first paid basketball coach and the nickname "Pirates" was adopted. Mathis coaches the team for two years, and post an 18-17 record.

1936-37

- ECU scores over 100 points for the first time on Jan. 15, beating the Washington All-Stars 103-18. Two officials were also used during home games for the first time.

1942-43

- Due to the United States' entrance into World War II, the remainder of the 1942-43 season and the 1943-44 season is canceled.

1945-46

- Howard Porter is hired as an assistant coach, making him the first assistant coach in ECU history.

1947-48

- ECU is accepted into the North State Conference, marking its first conference affiliation. The Pirates post a mark of 6-4 during its first season in the league.

1948-49

- Sonny Russell is named All-North State Conference, becoming the first all-conference player in school history.
- Louis Collie and Todd Fennel are given the first basketball scholarships at ECU.

1951-52

- ECU plays in its first postseason game in the N.A.I.B District Tournament, defeating High Point before losing to Elon.

1952-53

- ECU defeated Elon, 72-56, to win the NAIA District 26 Tournament and advance to the NAIA National Tournament.
- The Pirates advanced to NAIA National Tournament in Kansas City, where they lost to Arkansas Tech. It was the first flight for an ECU athletic team for competition.

1953-54

- The 1953-54 season marks the best season in school history with 23-2 record. The Pirates win the North State Conference regular season and tournament championship and its second consecutive NAIA District Tournament championship.
- Bobby Hodges ends his career in 1954 with 2,108 points, establishing him at that time, as the all-time leading scorer in North Carolina.

- The Pirates win a school record 16 consecutive games during that season.

1955-56

- ECU had its 50-game home winning streak snapped by Lenoir-Rhyne in the fifth game of the season. The streak began on Jan. 5, 1953 with a win over Appalachian State.

1964

- ECU is admitted into the Southern Conference, but wasn't eligible for competition until the following year.

1965-66

- The Pirates post a record of 5-7 and finish in fifth place during their first season in the Southern Conference during the 1965-66 campaign.

1966-67

- Vince Colbert became the first African-American to receive a scholarship at ECU. Colbert averages over 14 points per game from 1966-68.

1967-68

- Minges Coliseum opens on the ECU campus. The Pirates compile a record of 7-5 during their first season in the facility. The coliseum is officially dedicated on Jan. 27, 1968.
- The Pirates defeat George Washington, 71-68, on Jan. 3 in the only quadruple overtime game in school history.

1968-69

- On Dec. 7, ECU defeats Atlantic Christian, 126-111, to set school records for points in a game and most combined points scored by two teams.
- ECU plays in its first Southern Conference Tournament Championships game, losing to Davidson.

1971-72

- ECU win its only Southern Conference title by defeating Furman in the championship game, 77-75. The Pirates made their first trip to the NCAA Tournament and lost to Villanova in the first round.

1974-75

- ECU posts its best-ever Southern Conference record going 11-3 and finished in second place. ECU is upset in the second round of the tournament, but received an invitation to play in the Collegiate Commissioners Tournament. ECU lost to Arizona in the first round.

1977

- The Pirates withdrew their membership from the Southern Conference during June of 1977. ECU competed as an independent from 1978-80.

1977-78

- Oliver Mack finishes fourth in the nation in scoring with a 28.0 points per game average. Finishing ahead of him were Freeman Williams

- of Portland State, Larry Bird of Indiana State and Purvis Short of Jackson State.

1981-82

- ECU joins the Eastern College Athletic Conference and competes in the ECAC-South Division. The seven members of the South Division will eventually form their own conference in 1985, the Colonial Athletic Association.

1985-86

- ECU becomes a charter member of the eight team Colonial Athletic Association. The Pirates post a record of 6-8 during the first year of CAA play and finish tied for fourth.

1988-89

- Theodore "Blue" Edwards becomes the only Pirate to win CAA Player-of-the-Year honors. He is also the first Pirate to be selected in first round of the NBA Draft. Edwards was taken by the Utah Jazz with the 21st overall pick.

1991-92

- Wake Forest graduate and former ECU assistant coach Eddie Payne is named the Pirates' 18th head coach prior to the start of the season. His first team goes just 10-18, but the foundation is laid for a remarkable run a year later.

1992-93

- Despite finishing in seventh place in the CAA, ECU rode a string of upsets through the CAA Tournament to win its lone conference tournament championship. ECU defeats James Madison in the championship game to advance to its second NCAA Tournament. The Pirates lost to eventual national champion North Carolina in the opening round.

1994-95

- ECU wins 18 games in a season for the first time in 20 years, marking the third-highest single-season win total in school history.

1995-96

- Taking over for the departed Eddie Payne, new head coach Joe Dooley wins 17 games, second most ever at ECU by a first-year head coach. Dooley wins 17 games each of his first two seasons.
- ECU defeats East Tennessee State, 80-76, on Jan. 6 in the first game at the newly renovated and named Williams Arena at Minges Coliseum. The Pirates played their first nine games of the season away from home.

1999-00

- ECU changes conferences for the fifth time as the announcement is made that the Pirates are leaving the CAA to join Conference USA in 2001-02.
- Bill Herrion takes the reigns as the Pirates' head coach following a successful eight-year stint at Drexel, where he led the Dragons to three NCAA Tournament appearances.



ECU Basketball Timeline

2001-02

- ECU competes in Conference USA for the first time as compiles a 5-11 mark.
- The Pirates defeat Louisville, 87-77, to record their first Conference USA victory on Jan. 16.
- ECU shocks No. 9 Marquette at home, 51-46, winning its first-ever game over a top 10 opponent on Feb. 26.

2003-04

- The Pirates stun the nationally-ranked Golden Eagles again, 73-70, at Minges Coliseum on Dec. 30.

2004-05

- Moussa Badiane establishes the Conference USA career record for blocked shots. Badiane finished his four-year career with 314 blocked shots.

2005-06

- Corey Rouse becomes the first player in school history to garner All-Conference USA honors. Rouse is named second-team all-conference.

2006-07

- Darrell Jenkins becomes the first player in school history to lead a conference in assists. Jenkins averaged 5.53 helpers per game to post the highest average in Conference USA during the 2007-08 season. He repeated the feat the following year.
- The Pirates defeat an ACC opponent for the first-time in school history, beating N.C. State 75-69 in the Wolfpack's first-ever visit to Minges Coliseum on Dec. 8.

2008-09

- Brock Young finished the year ranked second in the NCAA in assists per game with 7.57. He set an ECU record by distributing 227 assists during the season.

2010-11

- Jeff Lebo is introduced as the 22nd basketball coach in school history on March 23.
- The Pirates post their first winning season in 14 years, finishing with an 18-16 record and receive an invitation to compete in the CollegeInsider.com Postseason Tournament (CIT). It was ECU's first postseason appearance since 1993.
- Brock Young was named Conference USA Sixth Man-of-the-Year.
- ECU defeated UCF in the first round of the Conference USA tournament, recording its first-ever victory in the championship event. The Pirates defeated top-seeded UAB the following day to advance to the semifinals.

2011-12

- Darrius Morrow becomes the seventh player in school history to amass 1,000 points and 700 rebounds in his career.
- Miguel Paul becomes the first player named to an NABC All-District II squad, earning second-team honors.
- ECU wins a game in the C-USA tournament for the second straight season, marking the first time that the Pirates have won a conference

tournament game in consecutive seasons since 1972 and '73.

2012-13

- The Pirates capture the CollegeInsider.com Postseason Tournament (CIT) championship, securing the first postseason title in school history.
- ECU records its first-ever 20-win season as a Division I institution, posting 23 victories.
- Senior Maurice Kemp becomes the first player at ECU to be named First-Team All-Conference USA and first to lead C-USA in scoring.
- ECU registers its only winning C-USA season and finishes in a program-best fourth place with a 9-7 record and receives a bye into the tournament quarterfinals.
- The Pirates defeat UAB on Jan. 23 to record the program's 1,000th victory.

2013-14

- Akeem Richmond becomes the first player in ECU history to be an NCAA statistical champion, leading the nation in 3-point field goals made, attempts and per game.

2014-15

- ECU plays its inaugural season in the American Athletic Conference. The Pirates finish tied for seventh place with a 6-12 record and advanced to the quarterfinals of the conference tournament.
- ECU defeated Houston, 66-61, to win its first American conference game on Jan. 14.
- Freshman B.J. Tyson is a unanimous selection to the league's all-rookie team.

2015-16

- ECU defeats Charlotte in its second game of the season to give coach Jeff Lebo his 300th career victory.
- Kentrell Barkley is voted to The American All-Rookie team.
- Prince Williams is named the conference's Most Improved player.

2016-17

- Coach Jeff Lebo becomes the school's all-time leader in Division I coaching victories.
- Caleb White becomes the fifth player in school history to score 1,500 career points.
- Jeremy Sheppard is voted to The American All-Rookie team.
- Andre Washington sets the ECU single-season record for blocked shots and ranks among the top six nationally in total blocks and blocked shots per game.

2017-18

- Coach Jeff Lebo resigns six games into the season and Michael Perry takes over as interim coach the remainder of the season.
- Shawn Williams is named The American Rookie-Of-The-Year.
- B.J. Tyson finishes his career ranked fifth all-time at ECU in scoring.

2018-19

- Nineteen years after being relieved of his coaching duties, Joe Dooley returns as the

Pirates' head coach after five seasons as head coach at Florida Gulf Coast.

- Jayden Gardner is unanimously voted to The American All-Freshman Team.

2019-20

- Jayden Gardner becomes the first player selected to The American all-conference team, receiving second team honors after leading the league in scoring
- The season is cancelled on March 12 due to COVID-19, just hours before ECU is set to face Memphis in the first round of the conference tournament.

2020-21

- Due to the COVID-19 pandemic, ECU plays just 19 games during the shortened season.
- Jayden Gardner is named first-team all-conference by the coaches in The American.
- The Pirates earn their first-ever win over an AP Top 5 ranked opponent, defeating No. 5 Houston in Greenville. The win was the 200th in the head coaching career of Joe Dooley.

2021-22

- Tristen Newton is named second-team all-conference by the coaches in The American.
- The Pirates record a 6-11 record in American play, tying for the most conference wins since joining prior to the 2014-15 season.

2022-23

- Ezra Ausar is unanimously named to the AAC's all-conference freshman team, becoming the first Pirate freshman to be unanimously named since Jayden Gardner in 2019.
- The Pirates record a 6-12 mark in league play, tying for the most conference wins since joining prior to the 2014-15 season under first-year coach Mike Schwartz.
- ECU posted an overall record of 16-17, marking the most wins in a season for the program since the 2013-14 season.

2023-24

- RJ Felton is named All-AAC Third Team after averaging 17.3 points per game and becoming the 34th player in Pirate Basketball history to score 1,000 career points.
- The Pirates record a 7-11 mark in AAC play, the most conference wins for the program in the league since joining prior to the 2014-15 season.
- ECU finishes top-five in the conference in scoring defense and top-three in steals per game.



Year-By-Year Team Statistics

Season	G	Overall		Conference		FG-FGA	.Pct	3FG-FGA	.Pct	FT-FTA	.Pct	Reb.-Avg.	PF	A	B	S	T	Pts.	Avg.
		W-L	.Pct	W-L	.Pct														
1964-65	22	12-10	.545	0-0	.000	662-1437	.461	—	—	336-480	.700	929-42.2	—	—	—	—	—	1660	75.4
<i>Opponents</i>						623-1415	.440	—	—	400-567	.706	920-41.8	—	—	—	—	—	1646	74.8
1965-66	26	11-15	.423	5-7	.417	815-1741	.468	—	—	393-631	.623	1135-43.7	493	—	—	—	—	2023	77.8
<i>Opponents</i>						789-1679	.470	—	—	457-659	.693	1121-43.1	479	—	—	—	—	2035	78.3
1966-67	24	7-17	.445	4-8	.333	603-1354	.445	—	—	424-565	.750	848-35.4	490	—	—	—	—	1630	67.9
<i>Opponents</i>						686-1447	.474	—	—	465-669	.696	1009-42.0	426	—	—	—	—	1837	76.5
1967-68	26	9-17	.346	6-7	.462	739-1533	.482	—	—	450-655	.687	1057-42.3	542	—	—	—	—	1928	77.2
<i>Opponents</i>						732-1606	.456	—	—	523-736	.710	1029-41.2	487	—	—	—	—	1987	79.5
1968-69	28	17-11	.607	9-2	.818	811-1693	.479	—	—	614-845	.727	1221-43.6	567	—	—	—	—	2336	79.9
<i>Opponents</i>						817-1939	.421	—	—	537-735	.731	1212-43.3	609	—	—	—	—	2171	77.5
1969-70	26	16-10	.615	9-2	.818	799-1711	.467	—	—	527-801	.658	1388-53.4	593	—	—	—	—	2125	81.7
<i>Opponents</i>						732-1753	.418	—	—	509-782	.651	1092-42.1	595	—	—	—	—	1973	75.9
1970-71	25	13-12	.520	7-4	.636	709-1619	.438	—	—	484-749	.647	1300-52.0	533	—	—	—	—	1902	76.0
<i>Opponents</i>						686-1692	.405	—	—	493-707	.698	1095-43.8	445	—	—	—	—	1865	74.6
1971-72	29	14-15	.483	10-5	.667	828-1826	.453	—	—	531-812	.654	1433-49.4	574	—	—	—	—	2187	75.4
<i>Opponents</i>						891-2031	.439	—	—	498-733	.679	1221-42.1	597	—	—	—	—	2280	78.6
1972-73	26	13-13	.500	7-7	.500	752-1674	.449	—	—	351-505	.695	1156-44.5	527	—	—	—	—	1855	71.3
<i>Opponents</i>						779-1732	.449	—	—	364-513	.710	1022-39.3	499	—	—	—	—	1922	73.9
1973-74	25	13-12	.520	8-6	.571	772-1680	.459	—	—	283-444	.637	1040-41.6	—	375	—	—	—	1827	73.0
<i>Opponents</i>						738-1667	.442	—	—	327-472	.692	1003-40.1	—	345	—	—	—	1807	72.2
1974-75	28	19-9	.678	11-3	.786	978-1985	.493	—	—	390-575	.678	1249-44.6	543	—	—	—	535	2346	83.8
<i>Opponents</i>						928-1956	.474	—	—	331-507	.653	1149-41.0	590	399	—	—	646	2189	78.2
1975-76	26	11-15	.423	7-7	.500	806-1724	.468	—	—	263-376	.699	1028-39.5	511	293	50	15	455	1875	72.1
<i>Opponents</i>						806-1724	.468	—	—	353-493	.716	1034-39.8	475	322	63	156	403	2047	78.7
1976-77	28	10-18	.357	3-9	.250	804-1863	.432	—	—	297-466	.637	1204-43.0	576	333	50	144	474	1905	68.0
<i>Opponents</i>						809-1730	.468	—	—	410-584	.637	1119-40.0	520	490	72	169	427	2028	72.4
1977-78	26	9-17	.321	—	—	844-1743	.484	—	—	421-624	.675	1012-28.9	—	301	96	125	—	2109	81.1
<i>Opponents</i>						962-1955	.492	—	—	384-549	.700	1115-42.9	—	414	67	198	—	2308	88.8
1978-79	27	12-15	.444	—	—	839-1737	.483	—	—	400-563	.710	1016-37.6	—	329	84	122	—	2078	77.0
<i>Opponents</i>						857-1803	.475	—	—	440-623	.706	1057-39.1	—	369	53	165	—	2154	79.8
1979-80	27	16-11	.593	—	—	835-1692	.496	—	—	301-489	.616	1002-37.1	520	317	78	117	428	1971	73.0
<i>Opponents</i>						791-1632	.485	—	—	342-516	.663	939-34.8	487	356	79	120	429	1924	71.3
1980-81	26	12-14	.461	—	—	687-1503	.457	—	—	401-570	.704	910-35.0	533	331	42	157	409	1775	68.3
<i>Opponents</i>						736-1512	.487	—	—	356-540	.659	888-34.1	447	459	63	172	415	1818	69.9
1981-82	27	10-17	.370	2-9	.181	687-1464	.469	—	—	353-565	.625	847-31.4	594	295	59	173	428	1727	64.0
<i>Opponents</i>						675-1335	.506	—	—	487-666	.731	842-31.1	517	331	74	150	451	1837	68.0
1982-83	29	16-13	.552	3-7	.300	714-1486	.480	—	—	425-592	.718	847-29.2	525	297	74	165	407	1853	63.9
<i>Opponents</i>						725-1456	.498	—	—	393-547	.718	854-28.9	543	330	72	170	438	1843	63.6
1983-84	28	4-24	.143	1-9	.100	620-1426	.435	—	—	295-477	.618	938-29.9	641	288	90	154	434	1535	54.8
<i>Opponents</i>						650-1314	.495	—	—	516-725	.723	901-32.2	507	326	90	154	404	1816	64.9
1984-85	28	7-21	.250	1-13	.071	768-1626	.472	—	—	282-462	.610	886-31.6	589	418	88	161	433	1830	65.4
<i>Opponents</i>						750-1606	.467	—	—	497-728	.683	1070-38.1	475	411	51	203	421	1999	71.4
1985-86	28	12-16	.428	6-8	.429	695-1451	.479	—	—	359-505	.711	799-28.5	557	363	48	184	403	1749	62.5
<i>Opponents</i>						730-1444	.506	—	—	405-589	.688	852-30.4	493	359	57	154	358	1873	66.9
1986-87	28	12-16	.428	4-11	.267	749-1552	.483	72-209	.344	361-539	.670	956-34.1	558	355	91	175	441	1931	69.0
<i>Opponents</i>						744-1606	.463	94-240	.392	386-602	.641	973-34.8	514	345	55	183	386	1977	70.6
1987-88	28	8-20	.286	3-12	.200	671-1485	.452	103-296	.348	372-528	.705	850-30.4	513	362	12	189	476	1817	64.9
<i>Opponents</i>						792-1620	.489	100-266	.376	329-481	.684	988-35.3	504	436	94	178	441	2013	71.9
1988-89	29	15-14	.517	6-8	.429	764-1572	.486	94-272	.346	391-531	.736	891-30.7	507	449	35	206	415	2013	69.4
<i>Opponents</i>						799-1684	.475	125-371	.337	333-487	.684	974-33.6	509	434	71	166	399	2056	70.9
1989-90	31	13-18	.419	6-8	.429	696-1596	.436	147-377	.390	428-617	.694	1042-33.6	564	401	56	191	401	1967	63.5
<i>Opponents</i>						775-1706	.454	145-440	.330	342-524	.653	992-32.0	552	429	111	221	441	2037	65.7
1990-91	28	12-16	.428	4-10	.286	708-1575	.450	155-407	.381	387-603	.642	965-34.5	493	332	92	233	474	1958	69.9
<i>Opponents</i>						755-1606	.470	128-357	.359	359-501	.717	953-34.0	513	405	108	218	470	1997	71.3
1991-92	28	10-18	.357	4-10	.286	753-1691	.445	184-489	.376	338-537	.629	1002-35.8	556	402	53	200	428	2028	72.4
<i>Opponents</i>						753-1591	.473	171-406	.421	446-633	.705	978-34.9	525	436	112	166	416	2123	75.8
1992-93	30	14-16	.467	4-10	.286	725-1729	.419	158-474	.333	429-667	.643	1073-35.8	591	346	66	220	427	2037	67.9
<i>Opponents</i>						711-1586	.448	164-459	.357	503-694	.725	1037-34.6	562	397	102	215	454	2089	69.6



Year-By-Year Team Statistics

Season	G	Overall		Conference		FG-FGA	.Pct	3FG-FGA	.Pct	FT-FTA	.Pct	Reb.-Avg.	PF	A	B	S	T	Pts.	Avg.
		W-L	.Pct	W-L	.Pct														
1993-94	27	15-12	.556	7-7	.500	725-1672	.434	171-482	.355	371-551	.673	1043-38.6	533	410	74	223	367	1992	73.8
<i>Opponents</i>						675-1525	.443	177-470	.377	363-551	.659	971-36.0	522	365	91	153	450	1890	70.0
1994-95	29	18-11	.620	7-7	.500	778-1663	.468	164-451	.364	412-612	.673	1108-38.2	552	457	72	190	457	2132	73.5
<i>Opponents</i>						720-1691	.426	187-561	.333	388-557	.697	930-32.1	538	397	111	209	403	2015	69.5
1995-96	28	17-11	.607	8-8	.500	672-1532	.439	149-435	.343	440-653	.674	1073-38.3	583	366	91	148	442	1933	69.0
<i>Opponents</i>						665-1565	.425	152-496	.306	429-648	.662	935-33.4	535	366	73	181	368	1911	68.3
1996-97	27	17-10	.627	9-7	.562	649-1443	.450	135-385	.450	405-625	.648	1040-38.5	518	297	67	153	386	1839	68.1
<i>Opponents</i>						593-1450	.409	167-498	.335	350-517	.677	831-30.8	523	348	67	160	348	1839	68.1
1997-98	27	10-17	.370	5-16	.313	639-1492	.428	168-467	.360	375-550	.682	974-36.1	547	321	71	132	374	1821	67.4
<i>Opponents</i>						624-1471	.424	176-460	.383	411-600	.685	922-34.1	509	319	93	158	342	1835	68.0
1998-99	27	13-14	.481	7-9	.438	603-1416	.426	160-446	.359	341-521	.655	953-35.3	471	362	102	138	404	1707	63.2
<i>Opponents</i>						632-1515	.417	156-481	.324	300-462	.649	936-34.7	499	345	73	163	351	1720	63.7
1999-00	27	10-18	.357	5-11	.313	654-1585	.413	200-586	.341	290-461	.629	1099-39.2	582	352	89	98	428	1798	64.2
<i>Opponents</i>						614-1472	.417	145-432	.336	478-705	.678	914-32.6	468	327	81	177	311	1851	66.1
2000-01	28	14-14	.500	6-10	.375	659-1603	.411	228-662	.344	472-651	.725	1002-35.8	565	356	47	165	386	2018	72.1
<i>Opponents</i>						727-1635	.445	176-523	.337	414-593	.698	1033-36.9	570	400	93	169	378	2044	73.0
2001-02	30	12-18	.400	5-11	.313	646-1663	.388	209-675	.310	431-625	.690	1059-35.3	525	346	138	176	442	1932	64.4
<i>Opponents</i>						749-1683	.445	198-564	.351	372-521	.714	1074-35.8	568	424	87	168	424	2068	68.9
2002-03	27	12-15	.444	3-13	.188	632-1527	.414	119-427	.279	377-548	.688	1028-38.1	473	329	100	136	347	1760	65.2
<i>Opponents</i>						627-1542	.407	171-524	.326	332-456	.728	952-35.3	526	315	73	142	330	1757	65.1
2003-04	27	13-14	.481	5-11	.313	667-1525	.437	133-400	.333	438-670	.654	1073-39.7	535	324	125	183	404	1905	70.6
<i>Opponents</i>						601-1526	.394	186-549	.339	398-575	.692	934-34.6	578	344	67	162	389	1786	66.1
2004-05	28	9-19	.321	4-12	.250	641-1606	.399	120-413	.291	391-620	.631	1118-39.9	570	350	178	116	430	1793	64.0
<i>Opponents</i>						656-1576	.416	183-521	.351	439-651	.674	1016-36.3	554	374	81	215	375	1934	69.1
2005-06	28	8-20	.286	2-12	.142	586-1483	.395	173-573	.302	402-627	.641	975-34.8	531	376	46	196	434	1747	62.4
<i>Opponents</i>						628-1455	.432	179-529	.338	439-627	.700	976-34.9	569	391	81	217	414	1874	66.1
2006-07	30	6-24	.250	1-13	.076	635-1599	.397	192-602	.319	317-548	.578	1026-34.2	554	370	82	184	421	1779	59.3
<i>Opponents</i>						679-1604	.423	207-609	.340	460-676	.680	1116-37.2	520	423	86	201	382	2025	67.5
2007-08	30	11-19	.367	5-11	.312	678-1631	.416	232-604	.384	461-664	.694	983-32.8	603	430	117	200	430	2049	68.3
<i>Opponents</i>						759-1714	.443	180-509	.354	484-702	.689	1139-38.0	571	438	106	196	426	2182	72.7
2008-09	30	13-17	.433	5-11	.312	736-1666	.442	261-689	.379	443-605	.732	1018-33.9	506	441	88	169	367	2176	72.5
<i>Opponents</i>						801-1791	.447	184-559	.329	428-590	.725	1072-35.7	524	491	90	184	319	2214	73.8
2009-10	31	10-21	.322	4-12	.250	717-1641	.437	168-515	.326	480-685	.701	1103-35.6	546	367	106	199	518	2082	67.2
<i>Opponents</i>						816-1853	.440	232-622	.373	459-652	.704	1056-34.1	587	483	121	281	361	2323	74.9
2010-11	34	18-16	.529	8-8	.500	735-1728	.425	258-720	.358	591-854	.692	1139-33.5	666	440	95	221	478	2319	68.2
<i>Opponents</i>						799-1863	.429	209-630	.332	481-722	.666	1206-35.5	706	440	122	215	466	2288	67.3
2011-12	31	15-16	.483	5-11	.312	747-1714	.436	236-676	.349	406-593	.685	1064-34.3	558	452	131	241	426	2136	68.9
<i>Opponents</i>						733-1688	.434	160-505	.317	393-591	.665	1071-34.5	571	419	113	216	457	2019	65.1
2012-13	35	23-12	.657	9-7	.563	922-2039	.452	274-784	.349	561-784	.716	1256-35.9	618	603	156	279	444	2679	76.5
<i>Opponents</i>						922-2142	.430	189-577	.328	451-674	.669	1316-37.6	659	541	117	223	475	2484	71.0
2013-14	34	17-17	.500	5-11	.312	809-1833	.441	289-786	.368	570-799	.713	1146-33.7	589	458	107	215	398	2477	72.9
<i>Opponents</i>						892-1977	.451	220-660	.324	407-609	.668	1206-35.5	657	503	121	207	410	2411	70.9
2014-15	33	14-19	.424	6-12	.333	750-1777	.422	233-663	.351	383-563	.680	1048-31.8	571	443	64	208	379	2116	64.1
<i>Opponents</i>						786-1768	.445	199-636	.313	405-598	.677	1151-34.9	567	447	139	196	405	2176	65.9
2015-16	32	12-20	.375	4-14	.222	761-1790	.425	232-684	.339	432-620	.697	1097-34.3	536	486	64	183	424	2186	68.3
<i>Opponents</i>						854-1911	.447	249-752	.331	344-511	.673	1162-36.3	523	540	116	204	403	2301	71.9
2016-17	33	15-18	.454	6-12	.333	716-1797	.398	214-668	.320	442-673	.657	1250-37.9	551	394	171	168	459	2088	63.3
<i>Opponents</i>						771-1968	.392	218-670	.329	388-535	.725	1231-37.3	605	410	109	215	375	2148	65.1
2017-18	30	10-20	.333	4-14	.222	741-1723	.430	182-597	.305	329-494	.667	1020-34.0	530	388	93	148	431	1993	66.4
<i>Opponents</i>						818-1808	.452	225-637	.353	385-562	.685	1108-36.9	481	476	102	199	359	2248	74.9
2018-19	31	10-21	.323	3-15	.167	749-1791	.418	155-545	.284	435-638	.682	1061-34.2	622	382	110	224	414	2088	67.4
<i>Opponents</i>						787-1753	.449	214-651	.329	511-732	.698	1152-37.2	549	427	121	207	426	2299	74.2
2019-20	31	11-20	.323	5-13	.278	741-1759	.421	162-577	.281	467-647	.722	1103-35.6	643	424	94	202	425	2111	68.1
<i>Opponents</i>						755-1762	.428	254-753	.337	474-708	.669	1085-35.0	587	427	98	216	413	2238	72.2
2020-21	19	8-11	.421	2-10	.167	449-1094	.410	109-359	.304	262-362	.724	653-34.4	325	303	59	117	240	1269	66.8
<i>Opponents</i>						437-1032	.423	141-439	.321	276-388	.711	681-35.8	330	245	61	126	277	1291	67.9
2021-22	30	15-15	.500	6-11	.353	700-1724	.406	225-676	.333	436-578	.754	1056-35.2	487	442	92	203	389	2063	68.8
<i>Opponents</i>						751-1736	.433	251-712	.353	375-538	.697	1087-36.2	528	458	125	208	385	2128	70.9
2022-23	33	16-17	.485	6-12	.333	769-1896	.406	249-788	.316	484-704	.688	1223-37.1	583	433	87	214	435	2271	



All-Time Lettermen

A

Jamar Abrams	2008-11
Sherwood Adcock	1961
Kanu Aja	2015-16
Greg Alexander	2014-15
Charles Alford	1966-68
Keith Armstrong	2015
Kevin Armstrong	1990-94
Ty Armstrong	2013
Gregg Ashorn	1974
Roger Atkinson	1973
Ezra Ausar	2023-24

B

Moussa Badiane	2002-05
Kentrell Barkley	2016-18
John Barnes	1962
Bitumba Baruti	2020-21
Tim Basham	1994-97
Leon Bass	1985-87
Derrick Battle	1985-87
Ben Bayela	2023-24
Tyrone Beale	2006
Erroyl Bing	2001-04
Jimmy Bishop	2001
Garrett Blackwelder	1997-00
Gabe Blair	2007-08
Devin Boddie	2002-03
Logan Bourgeois	2024
Drew Bost	2016
Shamarr Bowden	2012-13
Danny Bowen	1962
Benny Bowes	1960-62
Mal Boyette	1960-62
Buzzy Braman	1974-76
Steven Branch	1997-00
Joe Brightwell	1990-91
Billy Brogden	1963-65
Kenyatta Brown	2000-02
Thom Brown	1982-83
Tim Brown	1989-91
Brooks Bryant	1989
Grant Bryant	2015-16
Von Bryant	1995-96
Tony Byles	1980-82

C

Everette Cameron	1963
Fred Campbell	1966-68
Paris Roberts-Campbell	2012-15
Courtney Captain	2006-07
Roger Carr	1978
Mike Castro	2005-06
Paul Childress	1989-92
Al Clark	1986
Lawrence Clayton	1960-61
Jerod Cohen	1995
Vince Colbert	1966-68
Charles Coleman	2020-21
Mike Cook	2004-05

Ike Copeland	1989-93
Greg Cornelius	1977-78
Jim Cox	1967-68
Louis Crosby	1975-76
Jabari Craig	2017-18
Gary Cross	1970
Greg Crouse	1970-72
Logan Curtis	2020

D

K.J. Davis	2018-19
Terry Davis	1971-72
Ludgy Debaut	2020-23
Quentin Diboundje	2023-24
James Dillard	2007
Billy Dineen	1975-76
Herb Dixon	1986
Milan Djordjevich	1971-72
Don Douglas	1994-97
Billy Duckett	1966-67
Bobby Duke	1962-64
Alico Dunk	1997-99

E

Ken Edmonds	1973-74
Francis Edosomwan	2012-15
Al Edwards	1973-75
Blue Edwards	1987; 1989
Johnny Edwards	1982-83
Raphael Edwards	1997-98
Tyrone Edwards	1975-76
Jaxon Ellingsworth	2023
Wakefield Ellison	2010-11
Brandon Evans	2007-08

F

Al Faber	1970-72
Jim Fairley	1970-72
Cory Farmer	2007-08
Jimmy Farnes	1961
Noah Farrakhan	2021
RJ Felton	2022-pres.
John Fields	2007-08
Isaac Fleming	2018-19
Charles Foster	2016
Tyler Foster	2019
Fred Fowler	1960-62
Bryan Foxx	2001-02
Dave Franklin	1971-72
Dwight Frazier	1963
Alanzo Frink	2022
Jake Fugal	2001

G

Taylor Gagnon	2005-08
Corvonn Gaines	2010-13
Jayden Gardner	2019-21
Earl Garner	1975-76
Robert Geter	1974
Ronney Gibbs	1988
Michael Gibson	1980-82
Herbert Gilchrist	1983-84

Anton Gill	1992-95
Quinton Goods	2006
William Grady	1985-87
Herb Gray	1977-80
Charlie Green	1982-83
Lyn Green	1970
Jim Gregory	1969-71
Garth Grindley	2003-04
Morris Grooms	1996-97
Marshall Guilmette	2013-15

H

Quincy Hall	1999-00
Vic Hamilton	1995-96
Tom Hammonds	2005-06
Scott Hardy	1986
Tae Hardy	2019
Jonathan Hart	2005-06
Usman Haruna	2018
Tehern Harvey	1988
Morris Hargrove	1981-82
David Harris	1983-84
Dean Hartley	1975; 1977-78
Brandon Hawkins	1999-02
Cam Hayes	2024-pres.
Roger Hedgecock	1962
Wade Henkel	1975-76
Mike Henrich	1970-71
Marchell Henry	1986-87
Addison Hill	2017-19
Bernard Hill	1978
Gus Hill	1988-90
Sam Hinnant	2006-09
Jimmy Hinton	1988
Frank Hobson	1979
Travis Holcomb-Faye	2000-03
Robin House	1988-92
Elijah Hughes	2017
Larry Hunt	1974-76
Wilbert Hunter	1992-94

I

Jeremy Ingram	2006-07
---------------	---------

J

Aaron Jackson	2018
Tyrie Jackson	2020-21
Vance Jackson	2022
Greg James	1992-93
Miles James	2020-21
Darrell Jenkins	2007-08
Evaldas Jocys	1999-00
Brandon Johnson	2022-24
Antti Jokinen	1990-92
Chuck Jones	1994-96
Ian Jones	2020-21
DaQuan Joyner	2008, '10-11
Manuel Jones	1986-87

K

Dave Kasanganay	2021-23
Jonathan Kerner	1996-97

Richard Kier	1969
Brendan Kelly	2022
Jeff Kelly	1986-89
Maurice Kemp	2012-13
Garry Kerr	1978
Josh King	2005-06
Bobby Kinnard	1964-66
Jerry Knowles	1963-64
Russ Knowles	1961-63
Yasin Kolo	2013
Herb Krusen	1977-80
Chris Kupets	2009

L

Kalib LaCount	2023-24
Mark Lacy	1988
Charles LaRue	1966-67
Reggie Lee	1974-76
Seth LeDay	2019-20
Richard LeFevre	1962
James Legan	2008-09
Chuck Lemond	1970
Ron LePors	1970
Marlon Lestin	2022
Charlie Lewis	1961-62
Henry Lewis	1975
James Lewis	1991-93
Robert Lindfelt	1969
T.J. Long	1992-93
Reed Lose	1987-90
Stanley Love	1987-91
Edra Luster	2020-21
Lester Lyons	1990-94

M

Luke MacKay	2003-04
Al Mack	1982
Oliver Mack	1978-79
Cyr Malonga	2024-pres.
Tom Marsh	1973-74
Dominique Martin	1988
Nick Mattone	2006
George Maynor	1979-80
Randy McCullen	1973
Colin McKenzie	2023
Steve McKenzie	1971-72
Mark McLaurin	1979-82
Keith McLeod	1983
Bill McNair	1981-82
Dave McNeill	1971-72
Japhet McNeil	2004-06
J.J. McQueen	1998-099
Othello Meadows	1995-98
Gabriel Mikulas	2001-04
Clarence Miles	1979
J.J. Miles	2020-22
Tom Miller	1969-70
Jim Modlin	1969-70
Chuck Mohn	1973
Evan Montanari	2024-pres.



All-Time Lettermen

Darius Morales	2011-12
D.J. Morgan	1991-92
Larry Morrisey	1998-01
Darrius Morrow	2009-12
Walter Moseley	1978
Tay Mosher	2022
Casey Mote	1989-90
Kenny Murphy	1988-89

N

Tristen Newton	2020-22
Michel Nzege	2015-17

O

Derek O'Bryan	2009
Justice Obasohan	2016-19
Will O'Neil	2005-06
Bill Otte	1962-64
Darrell Overton	1989-91
Donnie Owens	1974
Jerome Owens	1972

P

Tony Parham	1995-98
Jerry Parker	1962-63
Linwood Parker	1967
Dan Pasquariello	1966-67
Miguel Paul	2012-13
Bruce Peartree	1982-84
William Penny	1962
Jeff Perlich	1988-92
Ray Peszko	1972
William "Dink" Peters	1997-98
Ronnell Peterson	1991-93
Bobby Pettiford Jr.	2024
Larry Phillips	1964
Valentino Pinedo	2023-24
Ernie Pope	1971-72
Kyle Powers	1977-79
Fred Primus	2001-02
Julius Prince	1970
Neil Punt	1997-00

Q

Earl Quash	1972
------------	------

Rico Quinton	2019
--------------	------

R

Jim Ramsey	1977-78
Justin Ramsey	2007
Roger Reges	1963
David Reichneker	1983-84
Nolan Respress	1960-61
Alexis Reyes	2022
Deng Riak	2017

Callum Richard	2024-pres.
Kareem Richardson	1992-94
Butch Ricks	1964-65
Steve Richardson	1989-92
Akeem Richmond	2013-14
Deron Rippey	1996
Belton Rivers	2003-04
Peyton Robbins	2013-16
Antonio Robinson	2014-15
Chuckie Robinson	1994-95
Frank Robinson	2004
Jeff Robinson	2006
Tony Robinson	1983-84
Tremont Robinson-White	2020-22
Corey Rouse	2003-06
Arnie Ruegg	1970

S

Ken Sabo	1968-69
Evan Salzano	2010-11
Robert Sampson	2011-13
Greyson Sargent	2007-10
Craig Savage	2001
Skipp Schaeffbauer	1994-95
Jay Scherer	1989
Jeremy Sheppard	2017
Jontae Sherrod	2008-11
Chuck Scott	1961-62
Fred Selvey	1962
Vinston Sharpe	1998-01
David Simmons	1988
Keith Sledge	1985-87
Dimitrije Spasojevic	2018-19
Javon Small	2022-23

Don Smith	1959-61
Grant Smith	2024-pres.
Roy Smith	1985
Roddy Stanton	1962
Austin Steed	2012
Erin Straughn	2010-12
Samson Strickland	2019-21
Ron Stumpo	1978
Brandon Suggs	2020-22
Josh Sweeley	2007
Tom Szymanski	1980-81

T

Wynston Tabbs	2022-23
David Taylor	1999-00
Lance Tejada	2015-16
Lawrence Thomas	1996-97
Earl Thompson	1969
Simpson Toliver	1992-93
Petar Torlak	2011-14
Jack Turnbull	1985-86
Chris Turner	2009-10
Barrett Twitty	2002-03
B.J. Tyson	2015-18

U

Evan Umstead	2020-21
David Underwood	1979-81

V

Alphons van Ierland	1998-00
Curt Vanderhorst	1983-86
Damond Van Weerdhuizen	1995-96
Bencao Vungo	2024-pres.

W

DeShaun Wade	2019
Jaden Walker	2023-24
Andre Washington	2017
Charles Watkins	1981-82
Lacy West	1961-63
Justin Whatley	2018
Terry Whisnant	2015
Don Whitaker	1977-78
Jeff Whitaker	1990; 1992

Caleb White	2014-17
Nicky White	1972-74
John Whitley	2017-19
Derrick Wiley	2003-04
Raquan Wilkins	2017
Clarence Williams	2016-17
Shawn Williams	2018-19
John Williams	1984; 1986-87
Prince Williams	2013-16
Richie Williams	1969
Tommy Williams	1975
Grady Williamson	1964-66
Clay Windley	1975
Jerry Woodside	1964-66
Barry Wright	1981-84
Chad Wynn	2008-11
Buddy Wyatt	1961-62

Y

Brock Young	2008-11
Curley Young	1991-94

Z

Michael Zangari	2013-16
-----------------	---------

List is compiled of letterwinners since 1960; Year refers to the spring semester



All-Time Jersey Numbers

0

Isaac Fleming	2018
Othello Meadows	1995-98
Miguel Paul	2012-13
Bobby Pettiford Jr.	2024
Alexis Reyes	2022
Deng Riak	2017
Saxby Sunderland	2023
Terry Whisnant	2015

00

Damae Duckett	2002
Jake Fugal	2001

1

Grant Bryant	2015-16
Jayden Gardner	2019-20
Kalib LaCount	2023-24
Darrius Morrow	2009-12
Akeem Richmond	2013-14
Belton Rivers	2003-04
Jeremy Sheppard	2017
Javon Small	2022

2

Ezra Ausar	2023-24
K.J. Davis	2018-19
James Dillard	2007
Maurice Kemp	2012-13
James Legan	2008-09
Tristen Newton	2020-22
Fred Primus	2001-02
Caleb White	2014-17

3

Cory Farmer	2007-08
Charles Foster	2016
Chris Kupets	2009
Seth LeDay	2019-20
Noah Farrakhan	2021
RJ Felton	2022-pres.
Greyson Sargent	2010
Petar Tortak	2011-14

4

Buzzy Braman	1974-76
Terry Davis	1971-72
Quentin Diboundje	2023
Don Douglas	1994-97
Quincy Hall	1999-2000
Sam Hinnant	2006-09
Elijah Hughes	2017
Greg James	1992-93
Marvin Kilgore	2005
Clarence Miles	1979
Chuck Mohn	1973
Brandon Suggs	2020-22
Prince Williams	2013-16

5

Ty Armstrong	2013
Ben Bayela	2023
Courtney Captain	2006-07
Jerod Cohen	1995
Logan Curtis	2020
Tyler Foster	2019
Lester Lyons	1991-94
Neil Punt	1997-00
Deron Rippey	1996
Frank Robinson	2004
Lance Tejada	2015-16

6

Brandon Johnson *	2024
-------------------	------

7

Quentin Diboundje *	2024
---------------------	------

8

Cam Hayes *	2024
-------------	------

10

Paul Childress	1989-92
Franics Edosomwan	2012-15
Bryan Foux	2001-02
Earl Garner	1975-76
Herbert Gilchrist	1983-84
Scott Hardy	1986
Tae Hardy	2019
Aaron Jackson	2018
Tyrie Jackson	2020
Jeff Kelly	1986-89
George Maynor	1979-80
Dave McNeill	1971-72
Japhet McNeill	2004-06
Evan Montanari	2024-pres.
Wynston Tabbs	2022-23
Don Whitaker	1977-78
Clarence Williams	2016
Brock Young	2008-11

11

Corvonn Gaines	2010-13
Jimmy Hinton	1988
J.J. Miles	2020-22
Valentino Pinedo	2023-24
Antonio Robinson	2014-15
Jeff Robinson	2006
David Taylor	1999-2000
Curt Vanderhorst	1983-86
Charles Watkins	1981-82

12

Louis Crosby	1975-76
Milan Djordjevic	1971-72
Taylor Gagnon	2005-08
Walter Moseley	1978
Tony Parham	1995-98
Tony Robinson	1983-84
Tremont Robinson-White	2020-22
Robert Sampson	2011-13
Craig Savage	2001
Javon Small	2022-23

13

Vance Jackson	2022
Ian Jones	2020
Luke McKay	2003-04
Michel Nzege	2015-17
Skip Schaeffbauer	1994-95
Justin Whatley	2018-19

14 (retired)

Mike Bledsoe	1980
Steven Branch	1997-00
Jim Ramsey	1977-78
Sonny Russell	1949-53
Fred Stone	1972

15

Kentrell Barkley	2016-18
Jeremy Ingram	2005-06
David Kasanganay	2021-23
Peyton Robbins	2013-15
Chris Turner	2009-10
Damon Van Weerdhuizen	1995-96

20

Gregg Ashorn	1974
Bitumba Baruti	2020
Jimmy Bishop	2001
Shamarr Bowden	2012-13
Mike Fox	1980-82
Alanzo Frink	2022
Herb Gray	1977-80
Josh King	2005-06
Ernie Pope	1971-72
Jay Scherer	1989

21

Jamar Abrams	2008-11
Greg Cornelius	1977-78
Ludgy Debaut	2020-22
Herb Dixon	1986
Tom Hammonds	2005-06
Reed Lose	1987-90
Kareem Richardson	1993-94
Steve Richardson	1989-92
Vinston Sharpe	1998-01
Troy Smith	1996
Samson Strickland	2019
Josh Sweeley	2007
B.J. Tyson	2015-18
Jaden Walker	2023-24

22

Roger Atkinson	1973
Tyrone Beale	2006
Greg Crouse	1970-72
Jaxon Ellingsworth	2023
Ronney Gibbs	1988
Morris Grooms	1996-97
Wade Henkel	1975-76
Robin House	1989-92
Wilbert Hunter	1993-94
Darrell Jenkins	2007-08
Mark McLaurin	1979-82
Larry Morrissey	1998-01
Paris Roberts-Campbell	2012-15
Ron Stumpo	1978
DeShaun Wade	2019
Raquan Wilkins	2017
John Williams	1984, 1986-87

23

Billy Dineen	1975-76
John Fields	2007-08
Brandon Hawkins	1999-02
Brandon Johnson	2022-23
Gerry Kerr	1978
Rico Quinton	2019
Corey Rouse	2003-06
Erin Straughn	2010-12
Lawrence Thomas	1996-97
Bencao Vungo	2024
Clarence Williams	2017
Curley Young	1991-94

24

Keith Armstrong	2015
Garrett Blackwelder	1997-2000
Devin Boddie	2002-03
Drew Bost	2016
Tony Byles	1980-82
Ludgy Debaut	2020-2023
Techern Harvey	1988
Mike Henrich	1970-71
Reggie Lee	1974-76
T.J. Long	1992-93
Nick Mattone	2006
Colin McKenzie	2023
Jeff Perlch	1989-92
Jontae Sherrod	2008-11
Keith Sledge	1985-87
Evan Umstead	2020
John Whitley	2017-19



All-Time Jersey Numbers

25

Moussa Badiane	2002-05
Ben Bayela *	2024
Jabari Craig	2017-18
Marchell Henry	1986-87
Evaldas Jocys	1999-00
Oliver Mack	1978-79
Kenny Murphy	1988-89
Derek O'Bryan	2009
Ronnell Peterson	1992-93
Justin Ramsey	2007
Chuckie Robinson	1994-95
Austin Steed	2012
Brandan Stith	2014
Samson Strickland	2020-21
Tommy Williams	1975

30

Blue Edwards	1987, 1989
Wakefield Ellison	2010-11
Jim Gregory	1969-71
Greyson Sargent	2007-09
Nicky White	1972-74
Clay Windley	1975

31

Greg Alexander	2014-15
Jonathan Hart	2005-06
Peyton Robbins	2016
Andre Washington	2017
Derrick Wiley	2003-04
Barry Wright	1981-84

32

Gabe Blair	2007-08
Al Clark	1986
Charles Coleman	2020
Al Edwards	1973-75
Raphael Edwards	1997-98
Tyron Edwards	1975-76
Jim Fairley	1970-72

Anton Gill	1992-95
Bernard Hill	1978
Stanley Love	1987-91
Cyr Malonga	2024-pres.
J.J. McQueen	1998-99
Jonathan Moore	2002-03
Justice Obasohan	2016
Dimitrije Spasojevic	2018-19
Chris Tiger	1995

33

Kevin Armstrong	1990-94
Erroyl Bing	2001-04
Johnny Edwards	1982-83
Vic Hamilton	1995-96
Morris Hargrove	1981-82
Frank Hobson	1979
Miles James	2020
Elijah Jones	2023
Manuel Jones	1986-87
Casey Mote	1989-90
Will O'Neil	2005-06
Alphons van Ierland	1998-00
Chad Wynn	2008-11

34

Tim Basham	1994-97
Mike Cook	2004-05
Brandon Evans	2007-08
Charles Green	1982-83
Marc Lacy	1988
D.J. Morgan	1991-92
Julius Prince	1970
Earl Quash	1972
Evan Salzano	2010-11
Matt Steele	2009
Simpson Toliver	1992-93
Jack Turnbull	1985-86
Michael Zangari	2013-16

35

Derrick Battle	1985-87
Roger Carr	1978
Mike Castro	2005-06
Usman Haruna	2018
Larry Hunt	1974-76
Al Mack	1982
Darius Morales	2011-12
Grant Smith	2024-pres.

40

Robert Geter	1974
William Grady	1985-87
Jonathan Kerner	1996-97
Dominique Martin	1988
Steve McKenzie	1971-72
Keith McLeod	1983
Bill McNair	1981-82
Darrell Overton	1989-91
Kyle Powers	1977-79
Barrett Twitty	2002-03

41

Joe Brightwell	1990-91
Marshall Guilmette	2013-15
Addison Hill	2017-19
Roy Smith	1985

42

Leon Bass	1985-87
Thom Brown	1982-83
Dave Franklin	1971-72
Gus Hill	1988-90
Travis Holcomb-Faye	2000-03
DaQuan Joyner	2008, '10-11
David Kasanganay	2020-22
Yasin Kolo	2013
Herb Krusen	1977-80

44

Kanu Aja	2015-16
Tim Brown	1989-91

Peter Dam	1984
Quinton Goods	2006
Lyn Green	1970
Steve Harris	1982-83
Dean Hartley	1975-77
Chuck Jones	1994-96
Tracy King	1986
Edra Luster	2020
Tom Marsh	1973-74
Bruce Peartree	1982-84
William "Dink" Peters	1997-98
David Underwood	1979-81

45

Brahin Howard	2002
---------------	------

50

Jeff Best	1980-82
Don Douglas	1994-97
Al Faber	1970-72
Antti Jokinen	1990-92
Henry Lewis	1975
Callum Richard	2024-pres.

51

Gabriel Mikulas	2001-04
-----------------	---------

52

Brooks Bryant	1989
Michael Gibson	1980-82
David Harris	1983-84
Justice Obasohan	2017-19
Ray Peszko	1971-72

53

James Lewis	1991-93
-------------	---------

54

Von Bryant	1995-96
Ike Copeland	1990-93
Jerome Owens	1972
Arnie Ruegg	1970

55

Garth Grindley	2003-04
David Reicheneker	1983-84
Tom Szmanski	1980-81
Shawn Williams	2018-19

List is compiled of letterwinners since 1960; Year refers to the spring semester

* - denotes player changed jersey number



ECU players rushed the floor after Othello Meadows hit a buzzer-beating 3 to beat UNCW in 1996.



Pirates By State

Alabama

Stanley Love	Decatur
Brooks Bryant	Huntsville
Marc Lacy	Huntsville
Jay Scherer	Huntsville

Arkansas

Jimmy Hinton	Little Rock
Tremont Robinson-White	Little Rock
Shawn Williams	Little Rock

California

Miles James	Inglewood
Darrell Jenkins	Anaheim
Vance Jackson	Pasadena
Edra Luster	Oakland
Kalib LaCount	Los Angeles
Frank Robinson	Los Angeles

Delaware

Isaac Fleming	Wilmington
---------------	------------

Florida

Jerod Cohen	Coral Springs
Tom Hammonds, Jr.	Crestview
Jimmy Bishop	Ft. Lauderdale
Steve McKenzie	Jacksonville
Keith McLeod	Key West
Darius Morales	Orlando
Erroyl Bing	Largo
Ty Armstrong	Melbourne
Maurice Kemp	Miami
David Reicheneker	Niceville
Henry Lewis	Pensacola
Erin Straughn	Pensacola
Morris Grooms	Pompano Beach
Lance Tejada	Pompano Beach
Clarence Williams	Tallahassee
Miguel Paul	Winter Haven

Georgia

Chris Kupets	Athens
Ezra Ausar	Atlanta
Rodney Gibbs	Atlanta
Jonathan Kerner	Atlanta
Darrius Morrow	Atlanta
Belton Rivers	Atlanta
Robert Sampson	Atlanta
Raquana Wilkins	Atlanta
Chad Wynn	Atlanta
Don Andrae	Columbus
Tae Hardy	Decatur
Casey Mote	Demorest
Austin Steed	Hephzibah
Grant Bryant	Kennesaw
Marshall Guilmette	Kennesaw
Jaden Walker	Lawrenceville
Brandon Suggs	Powder Springs
Mike Baker	Tifton
Tyrie Jackson	Tifton

Illinois

Dominique Martin	Chicago
------------------	---------

Marvin Simpson	Chicago
Milan Djordjevic	Libertyville
Jeff Robinson	Lisle
Kareem Richardson	Rantoul

Indiana

Fred Selvey	Albany
Jeff Perlich	Churubusco
Don Holman	Columbus
Robert Dick	Muncie
Richard Williams	Muncie
Greg Cornelius	New Albany
Javon Small	South Bend
Steve Richardson	Terre Haute

Kentucky

Frank Hobson	Cadiz
Donnie Owens	Etoile
Jimmy Cox	Garrett
Charles Foster	Louisville

Louisiana

Charles Watkins	New Orleans
-----------------	-------------

Maine

Herb Dixon	Bath
------------	------

Maryland

Kanu Aja	Baltimore
Logan Curtis	Baltimore
Tyler Foster	Baltimore
Earl Garner	Baltimore
Jerome Owens	Baltimore
Tom Marsh	Bethesda
Arnie Ruegg	Bethesda
Mike Dunn	Chevy Chase
Scott Hardy	Hyattsville
Reggie Lee	Kensington
Herb Gray	Seat Pleasant
Julius Prince	Seat Pleasant
Tyrone Beale	Silver Spring
Buzzy Braman	Silver Spring
Herb Krusen	Silver Spring
Ken Kellstrom	Suitland
Wynston Tabbs	Suitland

Massachusetts

Charles Coleman	Boston
Tony Robinson	Boston
Eugene Walcott	Cambridge
Nick Mattone	Forestdale
Alexis Reyes	Roxbury
Mark McLaurin	Springfield

Michigan

Neil Punt	Chanhassen
Skipp Schaeffbauer	Elk River

Nebraska

Othello Meadows	Omaha
-----------------	-------

New Jersey

John Williams	Atlantic City
Brenden Kelly	Clark

William Otte	Hawthorne
Chris Tiger	Glen Gardner
Alanzo Frink	Jersey City
Ron Stumpo	Medford
Steven Brach	Newark
Noah Farrakhan	Newark
Al Faber	North Haledon
William Grady	Paterson
Dan Pasquariello	Paterson
Elijah Jones	Pleasantville
Richard LeFevre	Riverton
Jonathan Hart	Rosselle
Jeff Kelly	South Orange
Greg Crouse	Stratford
Billy Dineen	Westwood

New York

Elijah Hughes	Beacon
Jean-Pierre Brightwell	Bronx
Howard Brown	Brooklyn
Kenyatta Brown	Brooklyn
Tony Byles	Brooklyn
Mike Castro	Brooklyn
Raphael Edwards	Brooklyn
David Harris	Brooklyn
Japhet McNeil	Brooklyn
Deron Rippey	Brooklyn
Al Edwards	Long Island
Jim Kiernan	New York
Bob McKillop	North Merrick
Oliver Mack	Queens
Walter Moseley	Queens
David Underwood	Queens
Al Mack	Rush
Bernard Hill	Spring Valley
Roger Atkinson	St. Albans

North Carolina

James Dillard	Apex
John Barnes	Asheboro
Lacy West	Asheboro
Wakefield Ellison	Asheville
Alico Dunk	Ayden
Ronnell Peterson	Ayden
Jeff Whitaker	Battleboro
Clay Windley	Beaufort
Tex Everett	Bethel
Benny Bowes	Burlington
Bryan Foxx	Burlington
Clarence Miles	Burlington
Herb Gilchrist	Cameron
Robert Lindfelt	Camp Lejuene
Mike Bledsoe	Cary
Jim Ramsey	Cary
Evan Umstead	Cary
Gabe Blair	Charlotte
Paris Roberts-Campbell	Charlotte
Francis Edosomwan	Charlotte
Johnny Edwards	Charlotte
Cory Farmer	Charlotte
Bob Haubenreiser	Charlotte

Sam Hinnant	Charlotte
David Kasanganay	Charlotte
Ken Edmonds	Chapel Hill
Tyron Edwards	Chapel Hill
Terry Whisnant	Cherryville
Quincy Hall	Cleveland
Tom Scott	Davidson
Evan Montanari	Denver
Willie McNair	Dunn
Charles Alford	Durham
Kentrell Barkley	Durham
Devin Boddie	Durham
Richard Keir	Durham
Gene McAdams	Durham
Kenny Murphy	Durham
Bobby Pettiford Jr.	Durham
Vinston Sharpe	Durham
Chris Turner	Durham
Derrick Wiley	Durham
Jerry Woodside	Durham
Darrell Overton	Edenton
Dave McNeill	Erwin
Erwin Durden	Fayetteville
John Fields	Fayetteville
Larry Morrissey	Fayetteville
Kyle Powers	Fayetteville
Curt Vanderhorst	Fayetteville
Victor Hamilton	Forest City
Len Blackley	Franklinton
Roger Carr	Garland
J.J. Miles	Garysburg
Kevin Armstrong	Gastonia
David Taylor	Gastonia
Roy Smith	Gastonia
Daquan Joyner	Goldsboro
Raymond Tyson	Goldston
Shamarr Bowden	Greensboro
Quinton Goods	Greensboro
Cam Hayes	Greensboro
Will O'Neil	Greensboro
Charles Scott	Greensboro
Jimmy Farnes	Greenville
Taylor Gagnon	Greenville
Ronnie Hignite	Greenville
Robin House	Greenville
Ray Peszko	Greenville
Troy Smith	Greenville
Matt Steele	Greenville
Earl Thompson	Greenville
Tommy Williams	Greenville
Linwood Parker	Harkers Island
Gerry Kerr	Harrells
Gerald Smith	Haw River
Sherwood Adcock	Henderson
Lawrence Clayton	Henderson
Dwight Frazier	Henderson
J.J. McQueen	High Point
Doyle Daughtery	Hobbs
Jim Modlin	Jamestown
Everette Cameron	Kinston



Pirates By State

William Hill	Kinston
Jeremy Ingram	Kinston
Chuck Jones	Kinston
Charles Lewis	Kinston
Corey Rouse	Kinston
Nicky White	Kinston
Jim Fairley	Laurinburg
Robert Hedgecock	Ledford
Ian Jones	Lillington
Barrett Twitty	Louisburg
Mal Boyette	Lucama
Paul Childress	Misenheimer
Jaxon Ellingsworth	Morehead City
Garrett Blackwelder	Mount Olive
Brandon Hawkins	Morganton
Chuck Mohn	New Bern
Butch Ricks	New Bern
Sam Lily	Newport
Gene McMakin	Newport
Craig Savage	Oak City
Bruce Peartree	Pantego
Nolan Respass	Pantego
Jeff Best	Pikeville
Morris Hargrove	Pinehurst
George Maynard	Raeford
Larry Phillips	Raeford
Keith Armstrong	Raleigh
Drew Bost	Raleigh
Tim Brown	Raleigh
Mike Fox	Raleigh
Anton Gill	Raleigh
Wilbert Hunter	Raleigh
Brandon Johnson	Raleigh
Jonathan Moore	Raleigh
D.J. Morgan	Raleigh
Peyton Robbins	Raleigh
Bryant Tudor	Raleigh
Don Whitaker	Raleigh
Prince Williams	Raleigh
Brock Young	Raleigh
Roger Reges	Red Oak
Keith Sledge	Roanoke Rapids
Josh Sweeley	Roanoke Rapids
Billy Upton	Rockingham
Ike Copeland	Rocky Mount
Bryant Wiggins	Rolesville
Howard Hurt	Salisbury
Charlie LaRue	Sanford
Akeem Richmond	Sanford
Louis Crosby	Shelby
Larry Hunt	Shelby
Floyd Wicker	Snow Camp
Callum Richard	Stanley
Grady Williamston	Star
Ernie Pope	Statesville
Evan Salzano	Sylva
Taro Knight	Tarboro
Jontae Sherrod	Tarboro
Terry Davis	Tillery
Josh King	Trinity

B.J. Tyson	Wadesboro
Jayden Gardner	Wake Forest
Greyson Sargent	Wake Forest
Justice Obasohan	Wallace
"Blue" Edwards	Walstonburg
Bill Duckett	Washington
Bill Francis	Washington
Russell Knowles	Washington
John Whitley	Washington
Derrick Battle	Whitakers
Greg Baston	Wilmington
Bill Brogden	Wilmington
Jack Turnbull	Wilmington
Samson Strickland	Wilson
Lester Lyons	Windsor
Addison Hill	Winterville
Danny Bowen	Winston-Salem
Fred Fowler	Winston-Salem
Travis Holcomb-Faye	Winston-Salem
Antonio Robinson	Winston-Salem
Al Tyson	Winterville
Lyn Green	Youngsville

Ohio

Greg Ashorn	Cincinnati
Aaron Jackson	Gahanna
Ken Sabo	Youngstown

Oregon

Gerald Parker	Malalla
---------------	---------

Pennsylvania

Michael Zangari	Etters
Reed Lose	Harrisburg
Mike Henrich	Leavittown
Brahin Howard	Philadelphia
Mike Cook	Philadelphia
Marvin Kilgore	Philadelphia
William Penny	Philadelphia

Rhode Island

Thom Brown	East Greenwich
------------	----------------

South Carolina

RJ Felton	Aiken
James Lewis	Batesburg
Roddy Stanton	Camden
Fred Stone	Caycee
Colin McKenzie	Charleston
Chuckie Robinson	Charleston
Robert Geter	Columbia
Greg James	Columbia
John Williams	Easley
Leon Bass	Florence
Randy McCullen	Greer
Von Bryant	New Ellenton
Louis Moore	Rock Hill

Tennessee

Brandon Evans	Jackson
Terhern Harvey	Nashville
Rico Quinton	Newbern

Texas

James Legan	Galena Park
Courtney Captain	Galveston
Seth LeDay	Dallas
Lawrence Thomas	Dallas
Tristen Newton	El Paso
Tay Mosher	The Colony

Utah

Jake Fugal	Orem
------------	------

Virginia

Al Clark	Alexandria
Earl Quash	Alexandria
Saxby Sunderland	Arlington
John Pitts	Charlottesville
DeShaun Wade	Charlottesville
Justin Ramsey	Chesapeake
Justin Whatley	Chesapeake
Curley Young	Chesapeake
Gus Hill	Fairfax
Don Douglas	Falls Church
Marlon Jones	Falls Church
Greg Alexander	Hampton
Tracy King	Hampton
Caleb White	Lynchburg
Derek O'Bryan	Midlothian
Bobby Kinnard	Norfolk
Don Smith	Portsmouth
Brandan Stith	Lawrenceville
K.J. Davis	Portsmouth
Barry Wright	Portsmouth
Buddy Wyatt	Portsmouth
Jamar Abrams	Richmond
Bobby Duke	Richmond
Dave Franklin	Richmond
Michael Gibson	Richmond
Jeremy Sheppard	Richmond
Grant Smith	Richmond
Simpson Toliver	Richmond
Tim Basham	Roanoke
Andre Washington	Rocky Mount
Wade Henkel	Vienna
Marchel Henry	Virginia Beach
Paul Thiel	Williamsburg

Washington

Damond Van Weerdhuizen	LaCenter
------------------------	----------

Washington, D.C.

Charles Green	
Manuel Jones	
Tony Parham	
Dink Peters	
Fred Primus	

West Virginia

Fred Campbell	Chattaroy
Jim Gregory	Elbert
Kevin Staples	Logan
Dean Hartley	Moundsville
Tom Miller	South Charleston

Wisconsin

Corvonn Gaines	Madison
Rick Collins	Milwaukee
Tom Szymanski	Stevens Point

FOREIGN BORN

Angola

Bencao Vungo	Chitato
--------------	---------

Argentina

Gabriel Mikulas	Cordoba
-----------------	---------

Australia

Deng Riak	Melbourne
Luke MacKay	Perth

Canada

Marlon Lestin	Montreal
Jabari Craig	Toronto

Congo

Bitumba Baruti	Lumbumbashi
Cyr Malonga	Pointe-Noire

Finland

Anti Jokinen	Normijarvi
--------------	------------

France

Ben Bayela	Le Chesnay
Logan Bourgeois	Fleury-Les-Aubrais
Quentin Diboundje	Montpellier
Moussa Badiane	Paris

Gabon

Yann Farell	Libreville
-------------	------------

Germany

Yasin Kolo	Goettiingen
------------	-------------

Guadeloupe

Ludgy Debaut	Les Abymes
--------------	------------

Jamaica

Garth Grindley	Westmoreland
----------------	--------------

Lithuania

Evaldas Jocys	Plunge
---------------	--------

The Netherlands

Peter Dam	Haaksbergen
Alphons van Ierland	Tilburg

Nigeria

Usman Haruna	Kaduna
--------------	--------

Serbia

Peter Tortlak	Belgrade
Dimitrije Spasojevic	Vrsac

Spain

Valentino Pinedo	Madrid
------------------	--------

Switzerland

Michel Nzege	Geneva
--------------	--------



Coaching History



Bill Herrion



Jeff Lebo



Mack McCarthy



Dave Patton



Eddie Payne



Tom Quinn

ALL-TIME ECU COACHING RECORDS

Coach	Seasons	Record	First Year	Last Year
C.W. Porter	1	8-9 (.471)	1931-32	1931-32
C.K. Beatty	2	12-17 (.413)	1932-33	1933-34
G.L. Mathis	2	18-17 (.514)	1934-35	1935-36
Bo Farley	2	24-18 (.571)	1936-37	1939-40
Joe Alexander	1	8-12 (.400)	1937-38	1937-38
Gordon Gilbert	1	17-10 (.630)	1938-39	1938-39
John Christienbury	3	25-15 (.625)	1940-41	1942-43
Earl Smith	5	69-49 (.585)	1945-46	1962-63
Jim Johnson	1	17-10 (.630)	1946-47	1946-47
Howard Porter	12	182-102 (.641)	1947-48	1958-59
Wendell Carr	3	32-40 (.444)	1963-64	1965-66
Tom Quinn	8	102-107 (.488)	1966-67	1973-74
Dave Patton	3	40-42 (.488)	1974-75	1976-77
Larry Gillman	2	21-32 (.396)	1977-78	1978-79
Dave Odom	3	40-40 (.500)	1979-80	1981-82
Charlie Harrison	5	51-90 (.362)	1982-83	1986-87
Mike Steele	4	48-68 (.414)	1987-88	1990-91
Eddie Payne	4	56-58 (.491)	1991-92	1994-95
Joe Dooley	4	57-52 (.523)	1995-96	1998-99
Bill Herrion	6	70-98 (.417)	1999-00	2004-05
Ricky Stokes	2	14-44 (.241)	2005-06	2006-07
Mack McCarthy	3	34-57 (.373)	2007-08	2009-10
Jeff Lebo	7	116-120 (.491)	2010-11	2017
Michael Perry	1 (interim)	8-16 (.333)	2017	2018
Joe Dooley	4	44-67 (.396)	2018-19	2021-22
Michael Schwartz	2	31-35 (.469)	2022-23	Present

MOST VICTORIES

Coach	Years	Seasons	Wins
Howard Porter	12	1947-59	182
Jeff Lebo	7	2010-17	116
Tom Quinn	8	1966-74	102
Joe Dooley	8	1995-99, 2018-2022	101
Bill Herrion	6	1999-05	70

HIGHEST WINNING PERCENTAGE

Coach	Years	W-L	Pct.
Howard Porter	12	182-102	.641
Gordon Gilbert	1	17-10	.630
Jim Johnson	1	17-10	.630
John Christienbury	3	25-15	.625
Earl Smith	5	69-49	.585

HIGHEST WINNING PERCENTAGE (Division I Only)

Coach	Years	W-L	Pct.
Jeff Lebo	7	116-120	.491
Eddie Payne	4	56-58	.491
Dave Odom	3	38-42	.475
Michael Schwartz	2	31-35	.469
Joe Dooley	8	101-119	.459

MOST SEASONS AT ECU

Coach	Seasons	Years
Howard Porter	1947-59	12
Joe Dooley	1996-99, 2018-2022	8
Tom Quinn	1966-74	8
Jeff Lebo	2010-17	7+
Bill Herrion	1999-05	6
Charlie Harrison	1982-87	5
Earl Smith	1945-46, 1959-63	5

ECU All-Time Assistant Coaches

Mark Adams
Scott Adubato
Tom Barrise
Dan Bell
Chris Benetti
Harry Brown
Don Carter
Raphael Chillious
Steve Clifford
Tim Craft
Tom Crump

Riley Davis
Mike Dement
Steve Demeo
Herb Dillon
Larry Dixon
Joe Dooley
Larry Epperly
George "Butch" Estes
George Felton
Chris Ferguson
Al Ferner

Josh Giardina
Greg Herenda
Lew Hill
Mike Hopkins
Antwon Jackson
Dan Kenney
Herb Krusen
Terry Kunze
Darryl LaBarrie
Billy Lee
Scott Lewis

Stan Lewter
Frank Marino
Nick Matson
Mack McCarthy
John McCullough
Martin McGillan
Griff Mills
Richard Morgan
Jake Morton
John Moseley
Mike Netti

Lane Odom
Dave Patton
Eddie Payne
David Pendergraft
Michael Perry
I.J. Poole
Dino Presley
Ken Potosnak
Steve Roccaforte
Barry Sanderson
Darren Savino

Ricky Schoof
George Stackhouse
Robert Sykes
Lee Talbot
Billy Taylor
Art Tolis
Dee Vick
Al Walker
Don Whitaker
Reggie Williams
Doug Wojcik
George Wright-Easy



Incoming Transfer History

NCAA DIVISION I, II & III TRANSFERS

Name	Year in Residency Active at ECU		Previous School
Keith Armstrong	2013-14	2014-15	Robert Morris
Ty Armstrong	Jan. 2012	2012-13	Auburn
David Bell	2004-05	2005-06	LaSalle
Greg Cornelius	1975-76	1976-79	Samford
Quentin Diboundje	2021-22	2022-24	Tennessee
Milan Djordevich	1969-70	1970-72	Iowa
Alico Dunk	1995-96	1996-99	Tennessee
Isaac Fleming	2016-17	2017-19	Hawaii
Alanzo Frink	2021-22	2021-22	South Carolina
Cam Hayes	2020-21	2023-pres.	LSU
Marchel Henry	1984-85	1985-87	St. Andrews (N.C.)***
Jeremy Ingram	2005	2005-07	Wake Forest
Jonathan Kerner	1994-95	1995-97	Florida State
Seth LeDay	2017-18	2018-20	Virginia Tech
Michel Nzege	2013-14	2014-17	Winston-Salem State**
Miguel Paul	2010-11	2011-13	Missouri
Bobby Pettiford Jr.	2021-22	2023-24	Kansas
Akeem Richmond	2011-12	2012-14	Rhode Island
Craig Savage	1999-00	2000-02	Elizabeth City State**
Tom Szymanski	Aug. 1979	1979-81	Western Michigan
Wynston Tabbs	2021-22	2021-2023	Boston College
David Taylor	1997-98	1998-00	Georgia
David Underwood	Jan. 1978	1978-81	South Carolina
Jaden Walker	2020-21	2022-24	Iowa State
Terry Whisnant	2013-14	2014-15	Florida State
Curley Young	1990-91	1991-94	Maryland

** - Division II institution *** - Division III institution

JUNIOR COLLEGE TRANSFERS

Name	Active at ECU	Previous School
Kanu Aja	2014-15	City College of San Francisco
Gregg Ashorn	1973-75	North Greenville College (S.C.)
Roger Atkinson	1972-74	Lake City Junior College (Fla.)
Bitumba Baruti	2019-20	Chipola College (Fla.)
Ben Bayela	2022-24	South Plains College (Texas)
Tyronne Beale	2005-06	Allegheny College (Md.)
Mike Bledsoe	1980-81	Valencia College (Fla.)
Shamarr Bowen	2011-13	Chipola College (Fla.)
Jean-Pierre Brightwell	1990-91	Springfield Technical Community College (Mass.)
Howard Brown	1986-87	Sheridan College (Wyo.)
Tim Brown	1989-91	Louisburg College (N.C.)
Von Bryant	1994-96	Western Nebraska Community College
Ben Bayela	2022-23	South Plains College
Tony Byles	1979-82	Garden City College (Kan.)
Courtney Captain	2005-07	San Jacinto College (Texas)
Mike Castro	2004-06	Allegheny College (Md.)
Jabari Craig	2016-18	Pearl River Community College (Miss.)
Terry Davis	1970-72	Louisburg College (N.C.)
Ludgy Debaut	2019-20	Northwest Florida State College
Theodore "Blue" Edwards	1986-89	Louisburg College (N.C.)
Raphael Edwards	1996-98	Kilgore College (Texas)
Cory Farmer	2006-08	Tallahassee Community College (Fla.)
Charles Foster	2015-16	Vincennes University (Ind.)
Earl Garner	1974-76	Cantonsville Community College (Md.)
Robert Geter	1973-75	Southeastern Community College (N.C.)
Michael Gibson	1979-82	Truett-McDonald College (Ga.)
Charles Green	1981-83	Catonsville Community College (Md.)

Garth Grindley	2002-04	Monroe College (N.Y.)
Morris Grooms	1995-97	Pasco-Hernando Community College (Fla.)
Quincy Hall	1998-00	Northland Pioneer College (Ariz.)
Vic Hamilton	1994-96	Spartanburg Methodist College (S.C.)
Scott Hardy	1984-86	Hagerstown Community College (Md.)
Usman Haruna	2017-18	Bismark State College (N.D.)
Mike Henrich	1969-71	Mercer County Community College (N.J.)
Frank Hobson	1978-80	Claredon College (Texas)
Wilbert Hunter	1992-94	Chowan College (N.C.)
Tyrie Jackson	2019-20	Northwest Florida State College
Miles James	2019-20	Palm Beach State College (Fla.)
Darrell Jenkins	2006-08	College of Southern Idaho
Evaldas Jocys	1998-00	Western Nebraska Community College
Brandon Johnson	2021-24	Brunswick Community College
Marlon Jones	1992-93	Chowan College (N.C.)
Maurice Kemp	2011-13	Miami Dade College (Fla.)
Taro Knight	1989-90	Chowan College (N.C.)
James Legan	2007-09	Lon Morris College (Texas)
Henry Lewis	1974-76	Pensacola College (Fla.)
James Lewis	1991-93	Spartanburg Methodist College (S.C.)
Edra Luster	2019-20	Tyler Junior College (Texas)
Luke MacKay	2002-04	Lon Morris College (Texas)
Al Mack	1981-82	Hilbert College (N.Y.)
Oliver Mack	1977-79	San Jacinto College (Texas)
Dominique Martin	1987-88	Lake Sumter Community College (Fla.)
George Maynor	1978-80	Louisburg College (N.C.)
J.J. Miles	2019-20	Cape Fear Community College (N.C.)
D.J. Morgan	1991-92	Craven Community College (N.C.)
Darrell Overton	1989-91	Craven Community College (N.C.)
Donnie Owens	1973-75	Florida College
Jerome Owens	1971-73	Baltimore Junior College (Md.)
Dink Peters	1996-98	San Jacinto College (Texas)
Ronnell Peterson	1991-93	Louisburg College (N.C.)
Fred Primus	2000-01	Barton County Community College (Kan.)
Earl Quash	1971-73	Indian River State College (Fla.)
Deron Rippey	1995-96	Garden City College (Kan.)
Antonio Robinson	2013-15	Louisburg College (N.C.)
Chuckie Robinson	1993-95	Howard County College (Md.)
Tony Robinson	1982-84	Jamestown Community College (N.Y.)
Tremont Robinson-White	2019-20	Garden City Community College (Kan.)
Ron Stumpo	1977-78	Burlington County College (N.J.)
Chris Tiger	1995-96	County College of Morris (N.J.)
Eugene Walcott	1972-73	Angelina College (Texas)
Don Whitaker	1976-78	Louisburg College (N.C.)
Jeff Whitaker	1989-91	Chowan College (N.C.)
Derrick Wiley	2002-04	Moberly Community College (Mo.)
Clarence Williams	2015-17	Trinity Valley Community College (Texas)

GRADUATE TRANSFERS

Name	Active at ECU	Previous School
Aaron Jackson	2017-18	Akron
Vance Jackson	2021-22	Arkansas
Austin Steed	2011-12	South Carolina
Andre Washington	2016-17	Wake Forest



All-Time Starting Lineups

1969-70

G	Tom Miller	6-0	Sr.	17.8 ppg	4.5 rpg
G	Julius Prince	6-2	So.	4.8 ppg	2.1 rpg
C	Jim Modlin	6-7	Sr.	18.5 ppg	10.5 rpg
F	Jim Fairley	6-7	So.	16.7 ppg	12.1 rpg
F	Jim Gregory	6-7	Jr.	16.5 ppg	10.4 rpg

1970-71

G	Mike Henrich	6-0	Sr.	8.2 ppg	2.5 rpg
G	Dave Franklin	6-5	So.	11.0 ppg	6.0 rpg
C	Al Faber	6-10	So.	13.7 ppg	12.2 rpg
F	Jim Fairley	6-7	Jr.	13.4 ppg	8.6 rpg
F	Jim Gregory	6-7	Sr.	18.3 ppg	11.5 rpg

1971-72

G	Jerome Owens	6-1	Jr.	12.1 ppg	4.3 rpg
G	Earl Quash	6-3	Jr.	8.9 ppg	2.0 rpg
C	Al Faber	6-10	Jr.	12.3 ppg	10.6 rpg
F	Jim Fairley	6-7	Sr.	14.1 ppg	10.1 rpg
F	Dave Franklin	6-5	Jr.	12.2 ppg	6.9 rpg

1972-73

G	Jerome Owens	6-1	Sr.	10.7 ppg	4.1 rpg
G	Earl Quash	6-3	Sr.	13.1 ppg	2.5 rpg
C	Al Faber	6-10	Sr.	10.5 ppg	8.3 rpg
F	Dave Franklin	6-5	Sr.	11.7 ppg	7.0 rpg
F	Nicky White	6-8	Jr.	11.1 ppg	8.5 rpg

1973-74

G	Reggie Lee	6-3	Fr.	11.6 ppg	3.4 rpg
G	Donnie Owens	6-1	Jr.	7.7 ppg	2.8 rpg
C	Nicky White	6-8	Sr.	13.2 ppg	9.2 rpg
F	Robert Geter	6-6	Jr.	8.6 ppg	6.4 rpg
F	Roger Atkinson	6-3	Sr.	8.5 ppg	5.0 rpg

1974-75

G	Buzzy Braman	6-3	So.	7.0 ppg	3.2 rpg
G	Donnie Owens	6-1	Sr.	9.2 ppg	1.1 rpg
C	Larry Hunt	6-8	So.	11.2 ppg	10.1 rpg
F	Robert Geter	6-6	Sr.	12.1 ppg	8.1 rpg
F	Gregg Ashorn	6-3	Sr.	15.2 ppg	5.0 rpg

1975-76

G	Reggie Lee	6-3	Jr.	12.7 ppg	2.3 rpg
G	Al Edwards	6-3	Sr.	10.7 ppg	4.8 rpg
C	Larry Hunt	6-9	Jr.	9.2 ppg	9.2 rpg
F	Earl Garner	6-6	Sr.	15.4 ppg	6.0 rpg
F	Louis Crosby	6-3	Fr.	7.9 ppg	2.7 rpg

1976-77

G	Jim Ramsey	6-3	Fr.	11.3 ppg	2.8 rpg
G	Louis Crosby	6-3	So.	7.2 ppg	2.7 rpg
C	Larry Hunt	6-9	Sr.	12.4 ppg	10.1 rpg
F	Greg Cornelius	6-9	So.	6.4 ppg	6.8 rpg
F	Herb Gray	6-7	Fr.	11.5 ppg	6.0 rpg

1977-78

G	Oliver Mack	6-3	Jr.	28.0 ppg	4.0 rpg
G	Walter Moseley	6-2	Fr.	4.2 ppg	3.7 rpg
C	Greg Cornelius	6-9	Jr.	8.8 ppg	8.1 rpg
F	Herb Krusen	6-5	So.	13.5 ppg	3.8 rpg
F	Herb Gray	6-7	So.	14.2 ppg	7.8 rpg

1978-79

G	Oliver Mack	6-3	Sr.	18.3 ppg	4.2 rpg
G	George Maynor	6-3	Jr.	12.9 ppg	4.0 rpg
C	Greg Cornelius	6-9	Sr.	10.7 ppg	8.3 rpg
F	Herb Krusen	6-5	Jr.	9.3 ppg	2.0 rpg
F	Frank Hobson	6-8	Jr.	5.9 ppg	4.3 rpg

1979-80

G	George Maynor	6-3	Sr.	17.0 ppg	3.0 rpg
G	Tony Byles	6-4	Jr.	5.2 ppg	2.5 rpg
C	Michael Gibson	6-8	So.	5.9 ppg	5.6 rpg
F	Herb Krusen	6-5	Sr.	13.1 ppg	2.9 rpg
F	Herb Gray	6-7	Sr.	12.3 ppg	8.2 rpg

1980-81

G	Charles Watkins	6-3	Jr.	12.8 ppg	2.8 rpg
G	Barry Wright	6-5	Fr.	10.3 ppg	2.5 rpg
C	Tom Szymanski	6-11	Sr.	6.1 ppg	5.7 rpg
F	Michael Gibson	6-8	Sr.	5.9 ppg	5.6 rpg
F	Mark McLaurin	6-7	Sr.	9.4 ppg	4.3 rpg

1981-82

G	Tony Byles	6-4	Sr.	8.3 ppg	2.6 rpg
G	Bruce Peartree	6-1	Fr.	8.3 ppg	1.4 rpg
C	Al Mack	6-9	Jr.	5.6 ppg	3.1 rpg
F	Charles Green	6-7	Jr.	11.3 ppg	4.3 rpg
F	Morris Hargrove	6-7	So.	11.5 ppg	5.9 rpg

1982-83

G	Bruce Peartree	6-0	So.	10.4 ppg	1.6 rpg
G	Tony Robinson	6-1	Jr.	5.5 ppg	2.8 rpg
C	Johnny Edwards	6-6	Fr.	18.6 ppg	8.4 rpg
F	Barry Wright	6-5	So.	11.8 ppg	3.7 rpg
F	Charles Green	6-7	Sr.	11.7 ppg	6.6 rpg

1983-84

G	Tony Robinson	6-1	Sr.	6.7 ppg	4.0 rpg
G	Curt Vanderhorst	6-1	So.	11.6 ppg	3.6 rpg
F	Keith Sledge	6-3	Fr.	4.7 ppg	3.1 rpg
F	Bary Wright	6-5	Jr.	9.2 ppg	3.4 rpg
F	Derrick Battle	6-6	Fr.	6.1 ppg	4.6 rpg

1984-85

G	Herb Dixon	6-3	Fr.	7.5 ppg	4.3 rpg
G	Curt Vanderhorst	6-1	Jr.	17.0 ppg	4.3 rpg
C	Leon Bass	6-10	So.	7.8 ppg	5.0 rpg
F	William Grady	6-2	So.	15.7 ppg	3.1 rpg
F	Roy Smith	6-8	So.	2.7 ppg	3.4 rpg

1985-86

G	Scott Hardy	5-9	Sr.	4.8 ppg	4.0 rpg
G	Curt Vanderhorst	6-1	Sr.	12.4 ppg	5.1 rpg
C	Leon Bass	6-10	Jr.	8.0 ppg	3.9 rpg
F	Marchell Henry	6-5	Jr.	15.6 ppg	5.5 rpg
F	Keith Sledge	6-3	Jr.	6.2 ppg	3.2 rpg

1986-87

G	Keith Sledge	6-3	Sr.	6.7 ppg	3.5 rpg
G	Howard Brown	6-4	So.	7.1 ppg	4.2 rpg
C	Leon Bass	6-10	Sr.	11.4 ppg	5.6 rpg
F	Marchell Henry	6-5	Sr.	19.1 ppg	6.6 rpg
F	Blue Edwards	6-4	Jr.	14.4 ppg	5.6 rpg



All-Time Starting Lineups

1987-88

G	Reed Lose	6-3	So.	15.0 ppg	3.8 rpg
G	Jeff Kelly	5-9	Jr.	3.6 ppg	2.8 apg
C	Stanley Love	6-5	Fr.	8.2 ppg	5.7 rpg
F	Gus Hill	6-3	So.	19.3 ppg	5.5 rpg
F	Kenny Murphy	6-3	Jr.	8.5 ppg	4.6 rpg

1988-89

G	Jeff Kelly	5-9	Sr.	2.6 ppg	4.1 apg
G	Kenny Murphy	6-3	Sr.	8.3 ppg	4.1 rpg
C	Stanley Love	6-5	So.	5.2 ppg	3.7 rpg
F	Blue Edwards	6-5	Sr.	26.7 ppg	6.9 rpg
F	Reed Lose	6-3	Jr.	7.7 ppg	3.4 rpg
-or-	Gus Hill	6-3	Jr.	10.7 ppg	3.5 rpg

1989-90

G	Reed Lose	6-4	Sr.	12.7 ppg	3.2 rpg
G	Paul Childress	5-10	Fr.	2.0 ppg	3.5 apg
C	Ike Copeland	6-8	Fr.	8.9 ppg	6.3 rpg
F	Tim Brown	6-7	Jr.	9.7 ppg	6.3 rpg
F	Gus Hill	6-3	Sr.	8.5 ppg	2.9 rpg
-or-	Stanley Love	6-5	Jr.	5.5 ppg	3.9 rpg

1990-91

G	Lester Lyons	6-2	Fr.	17.6 ppg	3.3 rpg
G	Robin House	6-1	Jr.	6.7 ppg	1.6 rpg
C	Ike Copeland	6-8	So.	8.8 ppg	8.1 rpg
F	Stanley Love	6-5	Sr.	7.1 ppg	3.5 rpg
F	Darrel Overton	6-6	Sr.	4.5 ppg	3.6 rpg
-or-	Tim Brown	6-7	Sr.	5.8 ppg	5.6 rpg

1991-92

G	Lester Lyons	6-4	So.	15.6 ppg	3.1 rpg
G	Ronnell Perterson	6-2	Jr.	9.8 ppg	2.8 rpg
C	Ike Copeland	6-8	Jr.	10.1 ppg	8.8 rpg
-or-	James Lewis	6-6	Jr.	5.5 ppg	2.8 rpg
F	Curley Young	6-5	So.	8.7 ppg	4.6 rpg
F	Anton Gill	6-8	Fr.	11.4 ppg	7.1 rpg

1992-93

G	Lester Lyons	6-4	Jr.	15.4 ppg	2.7 rpg
G	Kareem Richardson	5-11	Fr.	7.1 ppg	2.0 rpg
C	Ike Copeland	6-8	Sr.	7.0 ppg	9.4 rpg
F	Anton Gill	6-8	So.	10.3 ppg	5.4 rpg
F	Curley Young	6-5	Jr.	6.1 ppg	3.5 rpg

1993-94

G	Lester Lyons	6-4	Sr.	16.5 ppg	4.1 rpg
G	Kareem Richardson	5-11	Fr.	7.6 ppg	2.6 rpg
C	Anton Gill	6-8	Jr.	14.5 ppg	6.2 rpg
F	Wilbert Hunter	6-5	Sr.	6.3 ppg	4.5 rpg
F	Curley Young	6-5	Sr.	7.1 ppg	3.9 rpg

1994-95

G	Tony Parham	6-1	Fr.	9.1 ppg	3.3 apg
G	Skip Schaeftbauer	6-4	So.	11.0 ppg	2.7 rpg
C	Anton Gill	6-8	Sr.	16.8 ppg	7.1 rpg
F	Chuckie Robinson	6-8	Sr.	15.2 ppg	7.3 rpg
F	Tim Basham	6-6	So.	10.6 ppg	5.6 rpg

1995-96

G	Tony Parham	6-2	So.	7.5 ppg	3.1 apg
G	Othello Meadows	6-3	So.	10.3 ppg	2.8 rpg
C	Jonathan Kerner	6-11	Jr.	9.8 ppg	6.6 rpg
F	Tim Basham	6-5	Jr.	13.5 ppg	5.1 rpg
F	Von Bryant	6-8	Sr.	6.9 ppg	5.1 rpg

1996-97

G	Tony Parham	6-2	Jr.	8.5 ppg	2.7 apg
G	Othello Meadows	6-3	Jr.	10.1 ppg	3.0 rpg
C	Jonathan Kerner	6-11	Sr.	9.1 ppg	4.6 rpg
F	Tim Basham	6-5	Sr.	8.1 ppg	4.9 rpg
F	Morris Grooms	6-7	Sr.	7.9 ppg	5.9 rpg

1997-98

G	Tony Parham	6-2	Sr.	11.0 ppg	2.7 apg
G	Othello Meadows	6-3	Sr.	11.7 ppg	4.3 rpg
G	Alico Dunk	6-0	Jr.	4.8 ppg	2.2 rpg
C	Dink Peters	6-8	Sr.	9.9 ppg	7.5 rpg
F	Raphael Edwards	6-7	Sr.	16.7 ppg	8.2 rpg

1998-99

G	Alico Dunk	6-0	Sr.	3.3 ppg	3.4 apg
G	Garrett Blackwelder	6-2	Jr.	11.8 ppg	2.3 rpg
G	David Taylor	6-4	So.	7.3 ppg	4.1 rpg
C	Neil Punt	6-8	Jr.	7.2 ppg	4.9 rpg
F	Evaldas Jojcs	6-8	Jr.	13.8 ppg	6.2 rpg

1999-2000

G	Garrett Blackwelder	6-2	Sr.	10.5 ppg	2.3 rpg
G	Brandon Hawkins	6-2	So.	9.9 ppg	3.6 rpg
G	Kenyatta Brown	6-4	So.	6.7 ppg	3.7 rpg
F	Neil Punt	6-8	Sr.	9.9 ppg	6.3 rpg
F	Vincent Sharpe	6-5	Jr.	3.3 ppg	4.4 rpg

2000-01

G	Travis Holcomb-Faye	6-1	So.	9.2 ppg	4.3 apg
G	Brandon Hawkins	6-2	Jr.	8.9 ppg	2.3 rpg
G	Fred Primus	6-3	Jr.	13.1 ppg	3.4 rpg
F	Erroyl Bing	6-6	Fr.	10.4 ppg	7.8 rpg
F	Gabriel Mikulas	6-8	Fr.	15.0 ppg	5.7 rpg

2001-02

G	Travis Holcomb-Faye	6-1	Jr.	8.8 ppg	4.0 apg
G	Kenyatta Brown	6-4	Sr.	11.4 ppg	3.6 rpg
C	Moussa Badiane	6-10	Fr.	6.5 ppg	4.3 rpg
F	Erroyl Bing	6-6	So.	12.6 ppg	8.7 rpg
F	Gabriel Mikulas	6-8	So.	11.8 ppg	6.1 rpg

2002-03

G	Travis Holcomb-Faye	6-1	Sr.	10.1 ppg	4.3 apg
G	Belton Rivers	6-1	Fr.	8.0 ppg	2.5 rpg
G	Derrick Wiley	6-4	Jr.	14.0 ppg	5.2 rpg
F	Erroyl Bing	6-6	Jr.	8.0 ppg	8.7 rpg
F	Gabriel Mikulas	6-8	Jr.	11.4 ppg	5.8 rpg

2003-04

G	Mike Cook	6-4	Fr.	10.4 ppg	3.5 rpg
-or-	Japhet McNeil	5-10	Fr.	4.4 ppg	3.6 apg
G	Belton Rivers	6-1	So.	8.2 ppg	1.5 ppg
G	Derrick Wiley	6-4	Sr.	14.8 ppg	5.9 rpg
C	Moussa Badiane	6-10	Jr.	8.5 ppg	6.3 rpg
F	Erroyl Bing	6-6	Sr.	9.3 ppg	8.3 rpg
-or-	Gabriel Mikulas	6-8	Sr.	13.0 ppg	6.8 rpg

2004-05

G	Japhet McNeil	5-10	So.	6.3 ppg	4.4 rpg
G	Mike Cook	6-4	So.	15.0 ppg	4.0 apg
G	Tom Hammonds	6-4	Fr.	8.0 ppg	2.3 rpg
C	Moussa Badiane	6-10	Sr.	12.3 ppg	7.9 rpg
F	Corey Rouse	6-8	Jr.	10.6 ppg	10.2 rpg



All-Time Starting Lineups

2005-06

G	Japhet McNeil	5-10	Jr.	4.3 ppg	5.6 apg
G	Sam Hinnant	6-4	Fr.	10.2 ppg	2.9 rpg
G	Jeremy Ingram	6-3	So.	10.3 ppg	3.5 rpg
	-or- Courtney Captain	6-1	Jr.	8.9 ppg	2.6 rpg
F	Tyronne Beale	6-8	Jr.	5.9 ppg	2.5 rpg
F	Corey Rouse	6-8	Sr.	14.3 ppg	10.8 rpg

2006-07

G	Darrell Jenkins	5-11	Jr.	12.3 ppg	5.3 apg
G	Courtney Captain	6-1	Sr.	11.8 ppg	3.9 rpg
G	Cory Farmer	6-3	Jr.	6.8 ppg	2.7 rpg
F	John Fields	6-9	Fr.	9.5 ppg	5.9 rpg
F	Gabe Blair	6-8	Fr.	5.3 ppg	7.0 rpg

2007-08

G	Darrell Jenkins	5-11	Sr.	8.4 ppg	6.0 apg
G	Cory Farmer	6-3	Sr.	7.8 ppg	2.0 rpg
G	Sam Hinnant	6-4	Jr.	11.0 ppg	3.1 rpg
F	John Fields	6-9	So.	9.6 ppg	5.0 rpg
F	Gabe Blair	6-8	So.	7.7 ppg	6.9 rpg

2008-09

G	Brock Young	5-11	So.	10.6 ppg	7.6 apg
G	Sam Hinnant	6-4	Sr.	15.0 ppg	3.6 rpg
G	James Legan	6-3	Sr.	11.8 ppg	3.8 rpg
F	Jamar Abrams	6-6	So.	10.0 ppg	5.0 rpg
F	Darrius Morrow	6-8	Fr.	9.7 ppg	6.7 rpg

2009-10

G	Brock Young	5-11	Jr.	15.5 ppg	5.5 apg
G	Jontae Sherrod	6-2	Jr.	9.6 ppg	2.9 rpg
C	Chad Wynn	6-10	Jr.	7.4 ppg	5.0 rpg
F	Darrius Morrow	6-8	So.	12.6 ppg	6.5 rpg
F	Jamar Abrams	6-6	Jr.	11.1 ppg	4.9 rpg

2010-11

G	Corvonn Gaines	6-4	So.	6.7 ppg	3.1 apg
G	Jontae Sherrod	6-2	Sr.	15.6 ppg	3.6 rpg
G	Erin Straughn	6-6	So.	5.0 ppg	4.4 rpg
F	Darrius Morrow	6-8	Jr.	13.0 ppg	6.3 rpg
F	Jamar Abrams	6-6	Sr.	10.3 ppg	4.1 rpg

2011-12

G	Miguel Paul	6-3	Jr.	15.2 ppg	5.9 apg
G	Shamarr Bowden	6-4	Jr.	8.3 ppg	1.3 rpg
G	Erin Straughn	6-6	Jr.	5.7 ppg	4.6 rpg
F	Darrius Morrow	6-8	Sr.	13.5 ppg	5.9 rpg
F	Maurice Kemp	6-8	Jr.	10.5 ppg	6.3 rpg
	-or- Robert Sampson	6-8	So.	5.6 ppg	5.2 rpg

2012-13

G	Miguel Paul	6-3	Sr.	13.3 ppg	7.2 apg
G	Paris Roberts-Campbell	6-3	So.	5.6 ppg	2.1 rpg
F	Maurice Kemp	6-8	Sr.	18.9 ppg	8.0 rpg
F	Ty Armstrong	6-8	Jr.	9.3 ppg	4.5 rpg
F	Robert Sampson	6-8	Jr.	9.1 ppg	9.2 rpg

2013-14

G	Antonio Robinson	6-4	Jr.	4.9 ppg	2.7 apg
G	Akeem Richmond	6-0	Sr.	18.0 ppg	1.6 apg
G	Paris Roberts-Campbell	6-3	Jr.	11.9 ppg	4.2 rpg
F	Caleb White	6-7	Fr.	12.4 ppg	3.3 rpg
F	Michael Zangari	6-9	So.	8.7 ppg	5.2 rpg

2014-15

G	Antonio Robinson	6-4	Sr.	4.2 ppg	3.7 apg
G	Terry Whisnant	6-3	Sr.	12.3 ppg	2.6 rpg
F	Caleb White	6-7	So.	12.2 ppg	3.5 rpg
F	Michel Nzege	6-8	So.	5.8 ppg	4.7 rpg
C/F	Marshall Guilmette	6-10	RSo.	6.2 ppg	3.4 rpg
	-or- Michael Zangari	6-9	Jr.	2.6 ppg	3.3 rpg

2015-16

G	Prince Williams	6-5	Sr.	10.3 ppg	3.8 apg
G	B.J. Tyson	6-3	So.	14.6 ppg	4.4 rpg
F	Caleb White	6-7	Jr.	12.5 ppg	3.1 rpg
F	Michel Nzege	6-8	Jr.	4.4 ppg	3.7 rpg
	-or- Clarence Williams	6-9	Jr.	3.1 ppg	2.7 rpg
C/F	Michael Zangari	6-9	Sr.	5.8 ppg	3.8 rpg
	-or- Kanu Aja	6-9	Sr.	2.9 ppg	2.9 rpg

2016-17

G	Jeremy Sheppard	6-1	Fr.	9.2 ppg	3.5 apg
	-or- B.J. Tyson	6-3	Jr.	9.6 ppg	2.9 rpg
G	Caleb White	6-7	Sr.	11.8 ppg	2.3 rpg
F	Kentrell Barkley	6-5	So.	13.2 ppg	7.6 rpg
F	Deng Riak	6-10	RFr.	3.2 ppg	5.2 rpg
C	Andre Washington	7-1	Gr.	6.9 ppg	7.1 rpg

2017-18

G	Isaac Fleming	6-3	Jr.	12.5 ppg	4.8 apg
G	B.J. Tyson	6-3	Sr.	14.9 ppg	4.3 rpg
F	Kentrell Barkley	6-5	Jr.	12.0 ppg	7.3 rpg
F	Dimitrije Spasojevic	6-8	Fr.	6.1 ppg	4.0 rpg
C	Jabari Craig	6-10	Sr.	5.3 ppg	6.0 rpg

2018-19

G	Isaac Fleming	6-3	Sr.	9.9 ppg	4.0 apg
G	Shawn Williams	6-1	So.	12.8 ppg	1.8 apg
F	K.J. Davis	6-5	So.	7.6 ppg	4.1 rpg
F	Jayden Gardner	6-6	Fr.	16.3 ppg	8.5 rpg
C	Dimitrije Spasojevic	6-8	So.	3.7 ppg	1.9 rpg

2019-20

G	Tremont Robinson-White	6-1	So.	7.5 ppg	2.4 apg
G	Tristen Newton	6-5	Fr.	11.0 ppg	3.7 apg
F	Brandon Suggs	6-6	Fr.	8.3 ppg	3.4 rpg
F	Jayden Gardner	6-7	So.	19.7 ppg	9.2 rpg
C	Charles Coleman	7-0	Fr.	3.0 ppg	3.0 rpg

2020-21

G	Tremont Robinson-White	6-1	Jr.	8.1 ppg	3.8 apg
G	Tristen Newton	6-5	So.	8.7 ppg	4.2 apg
F	Brandon Suggs	6-6	So.	9.6 ppg	4.3 rpg
F	Jayden Gardner	6-7	Jr.	18.3 ppg	8.3 rpg
C	Ludgy Debaut	7-0	RJr.	3.2 ppg	3.1 rpg

2021-22

G	Tristen Newton	6-5	So.	17.7 ppg	5.0 apg
G	J.J. Miles	6-7	Sr.	7.1 ppg	2.4 rpg
F	Brandon Suggs	6-6	So.	10.1 ppg	4.1 rpg
F	Vance Jackson	6-9	Sr.	13.1 ppg	6.0 rpg
C	Ludgy Debaut	7-0	RJr.	2.4 ppg	4.2 rpg

2022-23

G	Jaden Walker	6-5	Jr.	7.6 ppg	3.2 apg
G	RJ Felton	6-3	So.	13.8 ppg	4.5 rpg
G	Quentin Diboundje	6-5	So.	7.1 ppg	1.6 rpg
F	Brandon Johnson	6-8	So.	12.3 ppg	8.1 rpg
F	Ezra Ausar	6-9	Fr.	9.8 ppg	5.3 rpg

2023-24

G	Bobby Pettiford Jr.	6-0	Jr.	7.8 ppg	3.4 apg
G	Cam Hayes	6-2	Jr.	7.3 ppg	2.0 apg
G	RJ Felton	6-3	Jr.	17.3 ppg	6.0 rpg
F	Brandon Johnson	6-8	RJr.	14.0 ppg	8.6 rpg
F	Ezra Ausar	6-8	So.	11.4 ppg	4.7 rpg



NCAA/Conference Statistical Leaders

INDIVIDUAL

NCAA

THREE-POINT FIELD GOALS PER GAME

Year	Player	G	3FGM	Avg
2014	Akeem Richmond	34	155	4.56

TOTAL THREE-POINT FIELD GOALS MADE

Year	Player	G	3FGM
2014	Akeem Richmond	34	155

TOTAL THREE-POINT FIELD GOALS ATTEMPTS

Year	Player	G	3FGA
2014	Akeem Richmond	34	392

Southern Conference

REBOUNDING

Year	Player	G	Rebs	Avg
1971	Al Faber	25	304	12.2
1972	Al Faber	28	297	10.6

FIELD GOAL PERCENTAGE

Year	Player	FG	FGA	.Pct
1975	Larry Hunt	130	222	.586

Colonial Athletic Association (CAA)

SCORING

Year	Player	G	Pts	Avg
1989	Blue Edwards	29	773	26.7

REBOUNDING

Year	Player	G	Rebs	Avg
1993	Ike Copeland	30	282	9.4

FIELD GOAL PERCENTAGE

Year	Player	FG	FGA	.Pct
1995	Chuckie Robinson	181	293	.618

FREE THROW PERCENTAGE

Year	Player	FT	FTA	.Pct
1999	Garrett Blackwelder	58	67	.866

THREE-POINT PERCENTAGE

Year	Player	FG	FGA	.Pct
1996	Othello Meadows	44	99	.444

STEALS

Year	Player	G	Stl	Avg
1993	Lester Lyons	30	70	2.3
1991	Lester Lyons	28	69	2.5
1989	Blue Edwards	29	37	1.6

Conference USA

SCORING

Year	Player	G	Pts	Avg
2013	Maurice Kemp	35	660	18.9

REBOUNDING

Year	Player	G	Rebs	Avg
2005	Corey Rouse	28	285	10.2
2006	Corey Rouse	28	301	10.8

FIELD GOAL PERCENTAGE

Year	Player	FG	FGA	.Pct
2007	John Fields	88	141	.624
2010	Darius Morrow	119	205	.580

ASSISTS

Year	Player	G	Ast	Avg
2007	Darrell Jenkins	30	166	5.53
2008	Darrell Jenkins	30	181	6.03
2009	Brock Young	30	227	7.57
2010	Brock Young	31	179	5.51
2012	Miguel Paul	31	183	5.90
2013	Miguel Paul	33	236	7.15

THREE-POINT FIELD GOALS PER GAME

Year	Player	G	3FG	Avg
2013	Akeem Richmond	35	105	3.0
2014	Akeem Richmond	35	155	4.5

BLOCKED SHOTS

Year	Player	G	BS	Avg
2002	Moussa Badiane	24	87	3.62
2003	Moussa Badiane	27	62	2.30
2005	Moussa Badiane	27	75	2.78

OFFENSIVE REBOUNDS

Year	Player	G	Rebs	Avg
2005	Corey Rouse	28	104	3.71
2006	Corey Rouse	28	110	3.93

DEFENSIVE REBOUNDS

Year	Player	G	Rebs	Avg
2006	Corey Rouse	28	191	6.82

American Athletic Conference

ASSIST/TURNOVER RATIO

Year	Player	G	Ast.	T/O	Ratio
2024	Bobby Pettiford Jr.	33	112	35	3.2
2015	Antonio Robinson	33	122	52	2.3

BLOCKED SHOTS

Year	Player	G	Blk	Avg
2017	Andre Washington	33	95	2.9

FREE THROW PERCENTAGE

Year	Player	FT	FTA	.Pct
2022	Tristen Newton	152	173	.879
2018	Shawn Williams	65	74	.878

DEFENSIVE REBOUNDS

Year	Player	G	Pts	Avg
2021	Jayden Gardner	19	119	6.3

SCORING

Year	Player	G	Pts	Avg
2020	Jayden Gardner	31	610	19.7

THREE POINT PERCENTAGE

Year	Player	3PM	3PA	.Pct
2022	Vance Jackson	79	194	.407



Conference Statistical Leaders

TEAM

Southern Conference

REBOUNDING			
Year	G	Rebs	Avg
1970-71	25	1315	54.8
1971-72	29	1554	53.6

FIELD GOAL PERCENTAGE			
Year	FG	FGA	.Pct
1968-69	732	1520	.482
1969-70	772	1643	.467

Colonial Athletic Association (CAA)

SCORING DEFENSE			
Year	G	PA	Avg
1993-94	27	1890	70.0

SCORING MARGIN						
Year	G	PF	Avg	PA	Avg.	MAR
1994-95	27	2132	73.5	2015	69.5	+4.0
1996-97	27	1839	68.1	1703	63.1	+5.0

FREE THROW PERCENTAGE			
Year	FG	FGA	.Pct
2000-01	472	651	.721

THREE-POINT FIELD GOALS PER GAME			
Year	G	3FG	Avg
2000-01	28	228	8.14

TURNOVER MARGIN						
Year	G	Team	Avg	Opp	Avg.	MAR
1993-94	27	367	13.6	450	16.7	+3.1

Conference USA

REBOUNDING MARGIN						
Year	G	Rebs	Avg	Opp	Avg.	MAR
2003-04	27	1073	39.7	934	34.6	+5.1

ASSISTS PER GAME			
Year	G	Ast	Avg
2012-13	35	603	17.2

BLOCKED SHOTS PER GAME			
Year	G	Blks	Avg
2001-02	30	140	4.67

3-POINT FIELD GOALS PER GAME			
Year	G	3FG	Avg
2008-09	30	261	8.70
2012-13	35	274	7.83
2013-14	35	289	8.50

ASSIST/TURNOVER RATIO						
Year	G	Asst.	Avg.	T/O	Avg.	Ratio
2012-13	35	603	17.2	444	12.7	1.4

FREE THROW PERCENTAGE			
Year	FT	FTA	.Pct
2013-14	570	799	.713

3-POINT FIELD GOAL PERCENTAGE			
Year	3FGM	3FGA	.Pct
2013-14	289	786	.368



Akeem Richmond led the NCAA with 155 3-point field goals made during the 2013-14 campaign.