



2024 EAST CAROLINA BASEBALL

RECORD BOOK



Table of Contents

General Information	2	Career Individual Fielding Records	31
Lewis Field at Clark-LeClair Stadium	3	Single-Game Records	31
Attendance and Stadium Firsts	4	Freshman Hitting Records	32
Keith LeClair	5	Freshman Pitching Records	32
LeClair Coaching Legacy	6	Miscellaneous Records	33
All-Time Keith LeClair Classic Results	7	Pirate Notes	34
Baseball In The Community	9	Coaching History	35
Record vs. All-Time Opponents	10	Postseason History	37
Record Against The Conferences	11	Pirates In The Polls	38
East Carolina Baseball By The Numbers	14	Championship Teams	39
2023 AAC Final Standings	15	Year-By-Year Batting Leaders	52
2023 AAC Team Statistics	15	Year-By-Year Pitching Leaders	54
2023 AAC Individual Statistics	17	Year-By-Year Results	56
2023 AAC Overall Statistics	19	All-Time Lettermen/Roster	79
2023 Game Results	20	Conference Honors	82
2023 Final Overall Statistics	21	Pirate Baseball Hall Of Famers	85
2023 Final AAC Statistics	22	National Honors	86
2023 Fielding Statistics	23	Major League Debuts	89
2023 Game Highs	24	Pirates In The Pros	90
Team Records	25	Pirates In The Draft	91
Season Individual Hitting Records	27	Perfect Games	92
Career Individual Hitting Records	28	Cycles	92
Season Individual Pitching Records	29	No-Hitters	92
Career Individual Pitching Records	30	10+ Strikeouts In A Game	93
Season Individual Fielding Records	31	ECU Complete Game Shutouts	94

The 2024 ECU Baseball Record Book is a publication of the ECU Department of Intercollegiate Athletics. Content and design coordination by the ECU Athletics Media Relations Office.

Editor: Chip Welch
Cover Photography: Rob Goldberg, Rob Taylor
 Photography & Design, Ben Solomon
Cover Design: ECU Creative Services

Photography: Rob Goldberg, Rob Taylor
 Photography & Design, Ben Solomon, Pirate Creative Services and various unidentified sources
Design/Layout: Laura Doolittle, Provations Group



General Information

General Quick Facts

Location:	Greenville, N.C.
Founded:	1907
Enrollment:	26,785 (Fall 2023)
Conference:	American Athletic Conference
Nickname:	Pirates
Colors:	Purple (PMS #268) and Gold (PMS #109)
Home Stadium:	Lewis Field at Clark-LeClair Stadium (5,000/2005)
Surface:	Natural Grass (Celebration Bermuda/ Perennial Rye Grass Seeding)
Field Dimensions:	L-R: 320-400-320
Chancellor:	Dr. Philip Rogers (Wake Forest '04)
Athletic Director:	Jon Gilbert (Lenoir-Rhyne '91)
Athletics Web Site:	www.ECUPirates.com
University Web Site:	www.ecu.edu

Program History

NCAA Tournament Appearances:	33 (1964, '66, '68, '70, '74, '77, '80, '82, '84, '87, '89, '90, 91, '93, '99, 2000, '01, '02, '03, '04, '05, '07, '08, '09, '11, '12, '15, '16, '18, '19, '21, '22, '23)
NCAA Tournament Record:	49-69
Last NCAA Regional Appearance:	Charlottesville Regional (2023/No. 2 seed)
Last NCAA Super Regional Appearance:	Greenville Super Regional (2022)
Last NCAA Tournament Victory:	2023 vs. Oklahoma (8-5) in Charlottesville Regional
Last NCAA Tournament Loss:	2023 at Virginia (8-3) in Charlottesville Regional
Championships (Regular Season/Tournament):	30 (17/13)
NCAA Regional Championships:	7 (2001, 2004, 2009, 2016, 2019, 2021, 2022)
National Championships:	1 (1961 NAIA)

Athletics Media Relations Staff/Phone Directory

Assistant AD/Media Relations:	Malcolm Gray
Associate Director (Baseball Contact):	Chip Welch
Welch's Email:	welchc15@ecu.edu
Welch's Office Phone:	(252) 737-4520
Welch's Cell Phone:	(336) 508-1994
Assistant Director:	Cole Barnhill
Assistant Director:	Grady Dillon
Ticket Office Phone:	(800) DIAL-ECU, (252) 737-4500
Media Relations Address:	ECU Athletics Media Relations 319 Ward Sports Medicine Bldg Greenville, N.C. 27858

Social Media

Facebook:	ECUAthletics AmericanConf
Twitter:	@ECUAthletics (official) @ECUBaseball (official) @American_BSB
You Tube:	ECUAthletics
Snapchat:	ECUAthletics
Instagram:	ECUAthletics ECU_Baseball American_Conf

Baseball Staff

Head Coach:	Cliff Godwin (ECU '00)
Overall Record (Years):	351-170-1/.673 (Nine)
Record at ECU:	Same
Associate Head Coach/Recruiting Coordinator:	Jeff Palumbo (George Mason '04)
Assistant Coach/Pitching:	Austin Knight (Ole Miss '15)
Assistant Coach/Hitting:	Henri Lartigue (Ole Miss '22)
Director of Baseball Development:	Heath Blackmon (Liberty '18)
Director of Operations:	Blake Hardegee (NW Missouri State '16)
Athletic Trainer:	Logan Rupnow (Winona State, '22)
Equipment Manager:	Steven Hinrichs (Sacred Heart '03)
Strength Coach:	Dennis Wilson (ECU '16)
Baseball Office:	(252) 737-1985
Baseball Fax:	(252) 737-1988
Stadium Address:	9999 Charles Blvd. Greenville, N.C. 27858

Team Analysis

2023 Record:	47-19
Home Record:	29-5
Road Record:	12-11
Neutral Sites:	6-3
AAC Record:	18-6
AAC Finish:	Regular Season Champion
Final National Rankings:	22 (NCBWA) 23 (USA Today/Coaches) 24 (Baseball America and D1Baseball) 26 (Collegiate Baseball)
Players returning/lost:	20/14
Lineup Starters returning/lost:	6/3
Pitchers returning/lost:	8/8
Newcomers:	20

Radio Information

Radio Station:	ECU Sports Properties (Playfly)
Play-by-Play:	Scott "Scooter" Rogers
Color Analyst:	Dr. Gary Overton
Flagship:	94.3 FM The Game
Contact Person:	Cassidy Gillispi
Phone:	(336) 301-2348



Lewis Field at Clark-LeClair Stadium



Built in 2004, Lewis Field at Clark-LeClair Stadium, which rates as one of the top collegiate baseball facilities in the nation and boasts one of the best atmospheres in the country, is the home of the ECU baseball team. Construction began in May of 2004 and was completed in March of 2005. The design plan for the facility, which was built on the old site of Harrington Field, increased the seating capacity to 3,000 (permanent seating) and can hold upwards of 2,000 additional spectators in the elevated berm area known as the “Williams Jungle.” With an estimated price tag of \$12 million, Clark-LeClair Stadium, which was named after Pirate alumnus and key contributor Bill Clark and former Pirate skipper Keith LeClair, nearly doubled Harrington Field’s capacity of approximately 1,750 (excluding outfield areas). Field area was named after E.R. Lewis Construction. The playing surface consists of Celebration Bermuda turf while the infield is a clay base and the warning track will be composed of crushed brick. Among the features are indoor and outdoor batting cages, a VIP booth, picnic areas, coaches’ offices and a video scoreboard (which was installed in February 2004). Player amenities include a spacious clubhouse and locker room, onsite equipment and training rooms and video system to study player mechanics. To accommodate the writers and broadcasters covering the nationally-ranked Pirates, a state-of-the-art press box features a main writing level and two overflow areas that can seat 30 media members

comfortably, a TV broadcast location, two radio booths, a Pirate Club (fundraising/hospitality) suite and a viewing suite for the LeClair family. In addition to housing the video operations that streams all of ECU’s home games live online, it is also the stadium operations control center for all of the marketing promotions efforts. Recent additions to Clark-LeClair Stadium include a new batter’s eye, outfield fence with black padded walls and protective netting down the first, and third base bleachers in 2007 to enhance the aesthetic appeal of the playing area. In the winter of 2009 field turf was installed behind the plate with the words “Pirates” inscribed and before the 2017 season, turf was added down the right and leftfield foul lines, along with a new graphics on the concourse level, padded walls behind home plate, a new state of the art scoreboard and sound system. In the summer of 2019, a new 7,125-square foot hitting facility was completed down the right field line costing right a \$1 million. It features three cages for hitting, state of the art pitching machines and surround sound system along with central heat and air. It is laid with top of the line field turf and retractable netting to allow for throwing, ground balls, defensive drills, etc. On April 22, 2009 the Pirates set the then state record for largest crowd to witness a college baseball game on campus when they played host to No. 1 North Carolina cruising to a 4-0 win over its in-state rival. They would later set the school-record for attendance Feb. 24, 2023 in a 6-5 win

over the No. 12 Tar Heels before a gathering of 6,003. In fact, the 2023 campaign saw four of the top-10 crowds in facility history, including the top three. The Pirates hosted the 2007 Conference USA Tournament, five NCAA Regionals (2009, 2018, 2019, 2021 and 2022) and their first-ever on-campus NCAA Super Regional in 2022 against Texas.

DIMENSIONS

Left: 320 ft.
 Right: 320 ft.
 Center: 400 ft.
 Power Alleys: 365 – 375 ft.

PIRATES ATTENDANCE NUMBERS ONCE AGAIN AMONG NATION’S BEST

For the 24th consecutive season, ECU ranked among the NCAA leaders in total home attendance, ushering a program single-season record 149,652 fans through the ticket lines in 2023 to rank 14th in the country. The Pirates averaged a school-record 4,402 fans per contest a year ago which ranked 13th in the nation - their 19th consecutive season ranked in the Top 35.

ECU has been the North Carolina state leader in attendance since 2001 and has welcomed over one million fans to the friendly confines in the last decade.

National champion LSU (11,188) and Mississippi State (11,095) ranked first and second nationally followed by Ole Miss (10,095), Arkansas (9,762) and South Carolina (7,113).



Attendance and Stadium Firsts

PIRATE ATTENDANCE FIGURES SINCE 2000

YEAR	DATES	TOTAL	NR	AVG.	NR
2023	34	149,652	14th	4,402	13th
2022	37	137,252	14th	3,709	18th
2021	33	36,620	23rd	1,110	24th
2020	10	32,972	22nd	3,297	17th
2019	31	105,098	18th	3,390	17th
2018	33	98,186	22nd	2,975	22nd
2017	32	97,299	22nd	3,041	20th
2016	30	81,895	26th	2,730	24th
2015	33	74,388	29th	2,254	32nd
2014	28	69,241	32nd	2,471	31st
2013	33	81,387	25th	2,466	28th
2012	31	83,250	26th	2,685	25th

YEAR	DATES	TOTAL	NR	AVG.	NR
2011	34	99,526	19th	2,926	22nd
2010	35	113,699	15th	3,249	16th
2009	38	120,846	12th	3,180	15th
2008	30	93,490	19th	3,116	16th
2007	42	123,213	13th	2,934	18th
2006	36	102,475	17th	2,847	18th
2005	27	87,261	21st	3,424	15th
2004	30	52,301	32nd	1,743	31st
2003	30	49,610	30th	1,654	29th
2002	32	56,155	26th	1,755	27th
2001	32	35,658	34th	1,114	37th
2000	34	22,462	45th	660	49th

CLARK-LECLAIR STADIUM FIRSTS

Attendance: 4,410

Game time: 2:26

Umpires: Rhett Raynor, Mac Stokes, Steve Sanders

Winning Pitcher: T.J. Hose (ECU) (1-0)

Losing Pitcher: Michael Penn (UM) (1-1)

First Game: ECU 2, Michigan 1, (March 4, 2005)

First Pitch: P.J. Connelly (ECU), ball to Matt Butler (UM) on March 4, 2005 at 11:07 a.m.

First Out: Matt Butler (UM), ground out to second in the top of the first (March 4, 2005)

First Hit: Kyle Bohm (UM), single to center off P. J. Connelly (ECU) in the top of the second (March 4, 2005)

First Run: Jay Mattox (ECU), Billy Richardson sacrifice fly to right off of Michael Penn (UM) in the bottom of the third (March 4, 2005)

First RBI: Billy Richardson (ECU), sacrifice fly off of Michael Penn (UM) scored Jay Mattox (ECU) in the bottom of the third (March 4, 2005)

First Strikeout: Doug Pickens (UM), looking vs. P.J. Connelly (ECU) top of the first (March 4, 2005)

First Sacrifice: Brett Lindgren (ECU), bunt in the bottom of the third (March 4, 2005)

First Error: Leif Mahler (UM), bottom of the fourth (March 4, 2005)

First Double: Alex Martin (UM), off of P.J. Connelly top of the fifth (March 4, 2005)

First Walk: Brad Roblin (UM), vs. P.J. Connelly (ECU) top of the fifth (March 4, 2005)

First Stolen Base: Brett Lindgren (ECU), vs. Michigan bottom of the fifth (March 4, 2005)

First Double Play: Kyle Bohm (UM), vs. ECU P.J. Connelly (P) to Brett Lindgren (2B) to Adam Witter (1B) top of the sixth (March 4, 2005)

First Relief Pitcher: T.J. Hose (ECU), for P.J. Connelly vs. Michigan top of the eighth (March 4, 2005)

First Wild Pitch: Ali Husain (UM), vs. ECU (March 4, 2005)

First Balk: Sean Ruthuan (UGA), vs. Ohio State top of the first (March 4, 2005)

First Passed Ball: Jason Jacobs (UGA), vs. Ohio State top of the second (March 4, 2005)

First Unearned Run: Jason Zoeller (OSU), vs. Georgia top of the second (March 4, 2005)

First Pinch Hitter: Derek Smith (UGA), vs. Ohio State bottom of the second (March 4, 2005)

First Home Run: Derek Smith (UGA), off of Mike Madsen (OSU) bottom of the third (March 4, 2005)

First Hit By Pitch: Chase Younts (UNC), by Zechry Zinicola (ASU) top of the second (March 4, 2005)

First Extra Inning Game: 11 Innings, University of North Carolina vs. Arizona State University (March 4, 2005)

First Caught Stealing: Reid Fronk (UNC), by Tuffy Gosewich (ASU) top of the sixth (March 4, 2005)

First Pinch Runner: Craig Corrado (UNC), for Matt Spencer vs. Arizona State top of the ninth (March 4, 2005)

First Intentional Walk: Jeff Larish (ASU), by Bryan Phillips (UNC) bottom of the eleventh (March 4, 2005)

First Rain Delay: One Hour Five Minutes, University of North Carolina vs. Ohio State (March 5, 2005)

First Shutout: 3-0, Arizona State defeats Ohio State (March 6, 2004)

First Triple: Ryan Peisel (ECU) vs. North Carolina A&T (March 8, 2005)

First No-Hitter: Ricky Brooks (ECU) vs. Memphis (April 24, 2005)

First Grand Slam: Jake Smith (ECU) vs. Duke (February 28, 2006)

First Cycle: Billy Richardson (ECU) vs. Navy (May 13, 2005)


First Triple Play: Monmouth in 8th Inning vs. ECU (March 20, 2016)

First Official Review: Bryant Packard's (ECU) single in the first inning vs. UNC (Feb. 23, 2018) ... Call on field was upheld as a hit.



Keith LeClair

(Head Coach 1997-2002)



When Keith LeClair became the 13th head baseball coach at ECU in July of 1997, he brought with him passion, determination and the ultimate goal – to make it to Omaha, site of the NCAA College World Series, and win a national championship.

LeClair became the second-winningest baseball coach in school history (currently fourth) in just five seasons at ECU, compiling a 212-96-1 (.688) record. He also led the Pirates to four-straight NCAA Regional appearances, three Colonial

Athletic Association championships and one Conference USA title.

His 2001 club advanced to the NCAA Super Regionals and finished with a No. 11 national ranking after registering a 47-13 mark. LeClair's final squad, which was ranked in the Top 25 polls for much of the season, swept through the C-USA Tournament and won a pair of games at the Clemson Regional. He won the American Baseball Coaches Association's East Region Coach-of-the-Year award in both 1999 and 2001.

In addition, LeClair played an integral role in fundraising efforts and eventual construction of a new, state-of-the-art baseball stadium on the ECU campus. His dreams were realized in the spring of 2005 when 3,000-seat Clark-LeClair Stadium opened March 4 and the Pirates capped off the ceremony by defeating Michigan 2-1.

LeClair arrived at ECU in the summer of 1997 after six seasons at the helm of his alma mater, Western Carolina University. At WCU, he compiled a 229-135-2 (.628) record while winning four Southern Conference championships and advancing to NCAA Regional play on four occasions.

As a player at Western Carolina under head coach Jack Leggett, LeClair was an All-Southern Conference selection in 1988 while earning SoCon Tournament MVP honors the same season. The former walk-on also established Catamount records for hits and total bases in a season.

LeClair signed with the Atlanta Braves after completing his collegiate career and spent the summer of 1988 as an outfielder for Idaho Falls in the Pioneer League. After a spring training stint with the San Francisco Giants in 1989, he was offered a student assistant coaching position at Western Carolina which led to full-time responsibilities shortly thereafter.

He was inducted into both the ECU University and Western Carolina University Athletics Hall of Fame in the fall of 2002 and was honored as the first recipient of the Conference USA Student-Athlete Advisory Committee's (SAAC) Coaches Choice Award. In addition, the Conference USA Baseball Coach-of-the-Year Award was named in honor of LeClair.

LeClair's number 23, which he wore as a player and coach, became an honorary jersey at ECU in 2003 and was awarded annually to the player who best embodies the qualities that made LeClair a great player and coach until 2014. Cliff Godwin, who was tabbed as the Pirates' 16th head coach in June of 2014 and a four-year letterwinner under LeClair, currently wear's his skipper's No. 23. Western Carolina officially retired his No. 23 jersey on April 11, 2006.


During his collegiate baseball career as a player, assistant coach and head coach at Western Carolina University and ECU, LeClair was a part of 13 NCAA Tournament teams and earned five conference coach-of-the-year awards.

LeClair passed away at the age of 40 on July 17, 2006 after a five-year battle with amyotrophic lateral sclerosis, commonly referred to as ALS or Lou Gehrig's Disease. He officially relinquished his coaching duties June 19, 2002, two weeks after leading the Pirates to their fourth consecutive NCAA Regional appearance before finishing with a 43-20-1 record. LeClair remained with the ECU Department of Athletics as a special assistant to the director of athletics until the time of his death. He is survived by his wife, Lynn, and two children, Audrey and J.D.

LECLAIR HONORARY NO. 23 RECIPIENTS (2003-14)



2003
Ben Sanderson



2004
Jamie Paige



2005
Brian Cavanaugh




2006
Adam Witter



2007
Chris Powell



2008
Drew Schieber



2009
Brandon Henderson



2010-11
Austin Homan



2012
Timothy Younger



2013
Jay Cannon



2014
Ryan Williams



LeClair Coaching Legacy



LECLAIR EAST CAROLINA COACHING TREE

- Erik Bakich – Head Coach at Clemson University
- Cliff Godwin – Head Coach at East Carolina University
- Joe Hastings – Scout Tampa Bay Rays
- Clayton McCullough – First Base Coach for L.A. Dodgers
- Sam Narron – Pitching Coordinator Washington Nationals Organization
- Nick Schnabel – Assistant Head Coach/Recruiting Coordinator at Clemson University
- Chad Tracy – Special Instructor for Washington Nationals
- Bryant Ward – Assistant Coach/Recruiting Coordinator at UCLA

EAST CAROLINA HALL OF FAMERS (LECLAIR ERA)

- 2002 – Keith LeClair
- 2012 – John Williamson
- 2015 – Chad Tracy
- 2016 – Tommy Eason
- 2019 – Sam Narron

LECLAIR BY THE NUMBERS AT EAST CAROLINA

- 1 – National Freshman-of-the-Year selection (Darryl Lawhorn/2002)
- 1 – Super Regional appearance (2001)
- 2 – Academic All-America selections (Cliff Godwin & Sam Narron)
- 2 – Players that have made MLB debuts (Sam Narron & Chad Tracy in 2004)
- 3 – Conference Players-of-the-Year
- 3 – Number of NCAA Regional No. 1 seeds (1999, 2000, 2001)
- 4 – Conference titles won (regular season/tournament)
- 4 – NCAA Regional appearances (1999-2002)
- 4 – Times ranked in final national polls (1999-2002)
- 5 – Players in East Carolina Hall of Fame
- 5 – Seasons as East Carolina’s Head Coach
- 7 – All-America selections
- 7 – Freshman All-America selections
- 7 – The overall National Seed in 2001
- 10 – ABCA All-East Region selections
- 15 – Pirates selected in MLB Draft
- 18 – All-NCAA Regional selections
- 23 – All-conference selections (first & second-team)
- 212 – Number of career wins (fourth all-time at ECU)



All-Time Keith LeClair Classic Results

2004

Champion: East Carolina

February 28

East Carolina 3, #11 Clemson 2
East Carolina 7, Georgia Southern 1
#11 Clemson 4, Georgia Southern 0

February 29

#11 Clemson 9, Georgia Southern 0
East Carolina 6, #11 Clemson 4
East Carolina 7, Georgia Southern 4

2005

Champion: Arizona State

March 4

East Carolina 2, Michigan 1
Arizona State 4, North Carolina 3
#7 Georgia 4, Ohio State 3

March 5

Arizona State 10, East Carolina 3
Ohio State 2, North Carolina 1
Michigan 6, #7 Georgia 4

March 6

Michigan 1, North Carolina 0
Arizona State 3, Ohio State 0
East Carolina 7, #7 Georgia 1

2006

Tri-Champions: East Carolina, NC State and West Virginia

February 24

East Carolina 4, Penn State 3
UNCW 6, Virginia Tech 5
NC State 12, West Virginia 4

February 25

NC State 3, Penn State 2
East Carolina 11, UNCW 2
West Virginia 5, Virginia Tech 0

February 26

West Virginia 5, Penn State 4
NC State 9, UNCW 0
Virginia Tech 5, East Carolina 1

2007

Champion: East Carolina

March 2

Western Carolina 6, #24 NC State 5
East Carolina 5, #12 Pepperdine 4

March 3

#24 NC State 5, East Carolina 4
#12 Pepperdine 3, Western Carolina 1

March 4

#12 Pepperdine 5, #24 NC State 2
East Carolina 3, Western Carolina 2

2008

Champion: East Carolina

March 7

Georgia Southern 12, #15 Michigan 3

March 8

East Carolina 6, #15 Michigan 5
East Carolina 10, Pittsburgh 5
Georgia Southern 3, Pittsburgh 2

March 9

East Carolina 9, Georgia Southern 3
#15 Michigan 7, Pittsburgh 0

2009

Champion: Oklahoma State

February 27

#11 Oklahoma State 7, College of Charleston 6
East Carolina 9, St. John's 7
#11 Oklahoma State 7, East Carolina 6
College of Charleston 8, St. John's 4

2010

Champion: East Carolina

March 5

Western Carolina 1, West Virginia 0
#11 East Carolina 7, Illinois 5

March 6

Western Carolina 4, Illinois 2
#11 East Carolina 6, West Virginia 3

March 7

West Virginia 11, Illinois 8
#11 East Carolina 5, Western Carolina 4

2011

Champion: Liberty

March 11

Liberty 5, Rutgers 2
East Carolina 5, Monmouth 4

March 12

Liberty 4, Monmouth 3
East Carolina 5, Rutgers 0

March 13

Monmouth 3, Rutgers 2
Liberty 2, East Carolina 0

2012

Champion: Maryland

February 25

Maryland 3, Western Carolina 0
Purdue 6, East Carolina 4
East Carolina 3, Western Carolina 1
Maryland 11, Purdue 1 (Final/8 Innings)

February 26

Purdue 14, Western Carolina 7
Maryland 2, East Carolina 1

2013

Champion: East Carolina

February 21

East Carolina 8, Illinois 1

February 22

Illinois 11, Ohio 6
New Mexico State 7, Ohio 0
East Carolina 2, Boston College 1

February 23

Illinois 3, New Mexico State 2
Ohio 8, Boston College 1

February 24

Illinois 5, Boston College 2
East Carolina 5, New Mexico State 1

2014

Champion: East Carolina

February 28

Ohio State 6, Pittsburgh 2
East Carolina 2, Western Kentucky 1

March 1

Ohio State 5, Western Kentucky 4
East Carolina 4, Pittsburgh 2

March 2

Western Kentucky 3, Pittsburgh 2
East Carolina 3, Ohio State 2

2015

Champion: East Carolina

February 21

East Carolina 8, UNC Greensboro 3
St. John's 4, Liberty 1
UNC Greensboro 6, Liberty 5

February 22

St. John's 4, UNC Greensboro 0
Liberty 4, East Carolina 3
East Carolina 9, St. John's 2

2016

Champion: East Carolina

March 4

Maryland 10, Tennessee 9
East Carolina 2, Southeastern Louisiana 1

March 5

Maryland 8, Southeastern Louisiana 1
Tennessee 5, East Carolina 2

March 6

Southeastern Louisiana 5, Tennessee 4
East Carolina 4, Maryland 3

2017

Champion: East Carolina

March 3

St. John's 7, Appalachian State 3



All-Time Keith LeClair Classic Results

East Carolina 5, Western Carolina 4

March 4

Appalachian State 7, Western Carolina 3

East Carolina 7, St. John's 4

March 5

St. John's 9, Western Carolina 1

East Carolina 4, Appalachian State 0

2018

Champion: Missouri State

March 2

Saint Joseph's 6, Missouri State 3

Pepperdine 12, East Carolina 2

March 3

Pepperdine 11, Saint Joseph's 2

Missouri State 7, East Carolina 4

March 4

Missouri State 8, Pepperdine 7

East Carolina 9, Saint Joseph's 0

2019

Tri-Champions: East Carolina, Wright State and Utah

March 1

Wright State 5, Western Carolina 3

East Carolina 7, Utah 6 (10 Innings)

March 2

Utah 14, Western Carolina 0

Wright State 12, East Carolina 4

March 3

Utah 12, Wright State 8

East Carolina 12, Western Carolina 6

2020

Champion: Ole Miss

February 28

Ole Miss 6, High Point 2

Indiana 11, East Carolina 5

February 29

Indiana 5, High Point 1

Ole Miss 2, East Carolina 1

March 1

Ole Miss 9, Indiana 5

East Carolina 13, High Point 1

2021

Champion: East Carolina

March 5

East Carolina 13, Appalachian State 2

March 6

East Carolina 5, Appalachian State 2

March 7

East Carolina 10, Appalachian State 2

2022

Champion: East Carolina

March 4

Michigan 7, Maryland 4

East Carolina 5, Indiana State 4

March 5

Maryland 12, Indiana State 6

East Carolina 10, Michigan 8

March 6

Indiana State 6, Michigan 5

East Carolina 6, Maryland 3

2023

Champion: Long Beach State

March 3

Long Beach State 18, Georgetown 3

East Carolina 17, Indiana 4

March 4

Indiana 4, Georgetown 3

Long Beach State 3, East Carolina 2

March 5

Long Beach State 10, Indiana 4


East Carolina 11, Georgetown 2



Baseball In The Community



10TH-YEAR HEAD COACH Cliff Godwin has made it a priority for his players to become well-rounded student-athletes on the field, in the classroom and community. Since the beginning of the 2015 fall semester, the Pirates have volunteered well over 5,000 hours working with programs in the Pitt County area as the Food Bank of Central and Eastern North Carolina, Team IMPACT, Riley's Army, Cypress Glenn Retirement Community Flood Relief, Red Cross, First Born Community Development Center ACES for Autism, Make-A-Wish Foundation, Elmhurst Elementary PE classes, the James and Connie Maynard Children's Hospital and many others.





Record vs. All-Time Opponents

Opponent	W	L	T	Last
Air Force	0	1	0	2019
Alabama	2	1	0	2012
Albany	6	0	0	2015
American	8	1	1	1986
Amherst	1	0	0	1965
Appalachian State	20	5	0	2021
Arizona State	0	5	0	2005
Auburn	1	1	0	1990
Ball State	3	0	0	2001
Barton	47	5	0	1994
Binghamton	4	0	0	2009
Boston College	1	0	0	2013
Bowling Green	0	1	1	1963
Brown	1	1	1	1968
Bryant	1	3	0	2022
Buffalo	1	0	0	2011
Cal State Fullerton	3	3	0	2007
Cal State Northridge	0	1	0	2010
California Western	1	0	0	1963
Camp Lejeune	3	2	0	1964
Campbell	73	30	0	2023
Carson-Newman	1	0	0	1963
Catawba	1	2	0	1982
Catholic	2	0	0	1982
Central Michigan	0	1	0	1987
Charleston	11	6	0	2022
Charleston Southern	13	4	0	2004
Charlotte	35	6	0	2023
Cincinnati	40	8	2	2023
The Citadel	20	15	0	2008
Clemson	9	13	0	2005
Cleveland State	1	0	0	1988
Coastal Carolina	6	8	0	2022
Colby	2	0	0	1968
Colgate	1	0	0	1963
Columbia	1	1	0	2015
Connecticut	40	14	0	2019
Coppin State	4	0	0	2022
Cornell	3	1	0	2012
C.W. Post	0	1	0	1991
Dartmouth	9	2	0	1973
Davidson	25	6	0	1977
Davis & Elkins	3	1	0	1989
Delaware	13	4	0	2004
Delaware State	3	0	0	2011
Drexel	0	1	0	1995
Duke	42	14	1	2023
E. Connecticut State	5	2	0	1979
Eastern Kentucky	1	0	0	1985
Elon	58	34	1	2023
Erskine	6	2	0	1994
Fairfield	27	5	0	1992

Opponent	W	L	T	Last
FDU-Madison	1	0	0	1988
Florida	0	4	0	1994
Florida Atlantic	2	2	0	2014
FIU	0	4	0	2015
Florida State	3	5	0	1987
Fordham	2	0	0	1967
Frederick	1	0	0	1964
Furman	15	12	0	1977
Gardner-Webb	4	0	0	2013
George Mason	47	30	0	2023
George Washington	14	3	0	2023
Georgia	2	0	0	2005
Georgia Southern	15	13	0	2021
Georgia Tech	1	0	0	2003
Georgetown	2	1	0	2023
Grambling State	0	2	0	1963
Hartford	1	0	0	1993
Harvard	0	1	0	1980
High Point	30	15	0	2020
Houston	35	35	1	2023
Howard	20	0	0	1995
Illinois	1	0	0	2013
Illinois State	4	0	0	2021
Indiana	2	1	0	2023
Indiana State	1	0	0	2022
Iona	0	1	0	1985
Ithaca	14	6	0	1971
Jacksonville	5	2	1	2016
James Madison	49	24	0	2014
Kent State	1	1	0	1995
Kentucky	1	0	0	1996
La Salle	3	3	0	2017
Le Moyne	1	0	0	2009
Liberty	11	5	0	2023
Long Beach State	0	1	0	2023
Longwood	3	0	0	2016
Louisiana	3	2	0	2009
LSU	1	2	0	1999
Louisville	11	5	0	2019
Maine	0	1	0	1980
Marist	14	0	0	2019
Marshall	20	6	0	2014
Maryland	21	6	0	2022
Massachusetts	1	2	0	1966
Mass.-Dartmouth	2	1	0	1987
Mayville State	1	0	0	1963
Memphis	46	19	0	2023
Mercer	0	3	0	2017
Methodist	2	1	0	1979
Miami of Florida	2	3	0	2001
Michigan	5	0	0	2022
Middle Tennessee	2	1	0	2014

Opponent	W	L	T	Last
Milwaukee	3	0	0	2012
Mississippi	1	4	0	2020
Mississippi State	0	2	0	2019
Missouri State	3	1	0	2023
Monmouth	23	5	0	2019
Mount Olive	8	0	0	1998
Navy	7	0	0	2011
New Mexico State	1	0	0	2013
New York Tech	4	0	0	2002
NYU	2	0	0	1964
Norfolk State	6	0	0	2021
North Carolina	34	54	0	2023
N.C. A&T	10	0	0	2016
UNC Asheville	10	5	0	2009
UNC Greensboro	8	8	0	2015
UNC Pembroke	10	7	0	1992
N.C. Central	3	0	0	2014
NC State	42	71	0	2023
N.C. Wesleyan	15	7	0	1994
Northwestern	1	1	0	1984
Ohio	17	1	0	1989
Ohio State	1	4	0	2014
Oklahoma	2	0	0	2023
Oklahoma State	1	1	0	2009
Old Dominion	33	36	0	2023
Oral Roberts	1	0	0	2012
Pace	3	0	0	2002
Penn State	4	0	0	2012
Pepperdine	3	4	0	2018
Pfeffer	3	1	0	1963
Pittsburgh	2	0	0	2014
Pitt-Bradford	2	0	0	1986
Presbyterian	4	0	0	2008
Princeton	5	0	0	2015
Providence	3	0	0	1990
Purdue	4	3	0	2012
Queens University	1	0	0	2023
Quinnipiac	2	1	0	2019
Radford	23	3	0	2022
Rhode Island	7	0	0	2021
Rice	9	24	0	2016
Richmond	52	42	0	2009
Rider	8	0	0	1997
Rutgers	4	0	0	2011
Saint Augustine's	15	3	0	1993
Saint Joseph's	1	0	0	2018
Saint Louis	6	3	0	2005
Saint Mary's	2	1	0	2022
Savannah State	3	0	0	2007
SE Louisiana	1	0	0	2016
Shippensburg	2	0	0	1974
Siena	3	0	0	2001

Opponent	W	L	T	Last
Slippery Rock	1	0	0	1986
South Alabama	1	1	1	1984
South Carolina	6	18	0	2018
South Florida	30	16	0	2023
Southern	1	0	0	1999
Southern Illinois	1	0	0	1963
Southern Miss	21	26	0	2014
Southern Vermont	2	0	0	1980
Springfield	3	2	0	1966
St. Bonaventure	4	1	0	1988
St. John's	9	4	0	2017
Stetson	0	1	0	2003
Stony Brook	7	0	0	2012
TCU	4	10	0	2005
Temple	3	0	0	1994
Tennessee	1	3	0	2016
Texas	1	2	0	2022
Texas Tech	1	2	0	2016
Towson	5	0	0	2017
Troy	0	1	0	2012
Tulane	37	37	0	2023
UAB	28	5	0	2013
UCF	47	17	0	2023
UCLA	1	8	0	2019
UMBC	4	0	0	2014
UNCW	82	64	0	2023
UNLV	0	1	0	2005
UTSA	2	2	0	2014
Utah	1	0	0	2019
Vanderbilt	0	3	0	2021
Vermont	3	0	0	1988
Villanova	1	1	0	1997
Virginia	24	32	0	2023
VCU	34	32	0	2022
Virginia State	11	1	0	1994
Virginia Tech	6	2	0	2022
Virginia Wesleyan	8	2	0	1986
VMI	24	1	0	2012
Wake Forest	12	7	0	2014
Washington	3	1	0	2018
Washington & Lee	1	0	0	1963
West Virginia	6	5	0	2010
Western Carolina	20	2	0	2019
Western Kentucky	1	0	0	2014
Wichita State	8	11	0	2022
William & Mary	80	19	0	2023
Winona State	1	0	0	1963
Winthrop	2	3	0	2001
Wofford	1	0	0	2018
Wright State	0	1	0	2019
Yale	8	0	0	1997
Youngstown State	10	0	0	2000

*2024 Opponents in Bold



Record Against The Conferences

AMERICA EAST (18-4-0)

Opponent	GP	W	L	T
Albany	6	6	0	0
Binghamton	4	4	0	0
Bryant	4	1	3	0
Maine	1	0	1	0
NJIT	0	0	0	0
UMass Lowell	0	0	0	0
UMBC	4	4	0	0
Vermont	3	3	0	0

AMERICAN ATHLETIC (195-120-0)

Opponent	GP	W	L	T
Charlotte	41	35	6	0
Florida Atlantic	4	2	2	0
Memphis	65	46	19	0
Rice	33	9	24	0
South Florida	46	30	16	0
Tulane	74	37	37	0
UAB	33	28	5	0
UTSA	0	0	0	0
Wichita State	19	8	11	0

ATLANTIC COAST (189-206-1)

Opponent	GP	W	L	T
Boston College	1	1	0	0
Clemson	22	9	13	0
Duke	57	42	14	1
Florida State	8	3	5	0
Georgia Tech	1	1	0	0
Louisville	16	11	5	0
Miami (Fla.)	5	2	3	0
North Carolina	88	34	54	0
NC State	113	42	71	0
Notre Dame	0	0	0	0
Pittsburgh	2	2	0	0
Virginia	56	24	32	0
Virginia Tech	8	6	2	0
Wake Forest	19	12	7	0

ATLANTIC SUN (7-3-1)

Opponent	GP	W	L	T
Austin Peay	0	0	0	0
Bellarmino	0	0	0	0
Central Arkansas	0	0	0	0
Eastern Kentucky	1	1	0	0
Florida Gulf Coast	0	0	0	0
Jacksonville	8	5	2	1
Kennesaw State	0	0	0	0
Lipscomb	0	0	0	0
North Alabama	0	0	0	0
North Florida	0	0	0	0
Queen's University	1	1	0	0
Stetson	1	0	1	0



Richard Narron (1967 All-American)

ATLANTIC 10 (196-119-0)

Opponent	GP	W	L	T
Davidson	31	25	6	0
Dayton	0	0	0	0
Fordham	2	2	0	0
George Mason	77	47	30	0
George Washington	17	14	3	0
La Salle	3	3	0	0
Massachusetts	3	1	2	0
Rhode Island	7	7	0	0
Richmond	94	52	42	0
Saint Joseph's	1	1	0	0
Saint Louis	9	6	3	0
St. Bonaventure	5	4	1	0
VCU	66	34	32	0

BIG EAST (51-20-0)

Opponent	GP	W	L	T
Butler	0	0	0	0
Connecticut	54	40	14	0
Creighton	0	0	0	0
Georgetown	5	4	1	0
Seton Hall	0	0	0	0
St. John's	13	9	4	0
Villanova	2	1	1	0
Xavier	0	0	0	0

BIG SOUTH (89-30-0)

Opponent	GP	W	L	T
Charleston Southern	17	13	4	0
Gardner-Webb	4	4	0	0
High Point	45	30	15	0
Longwood	3	3	0	0
Presbyterian	4	4	0	0
Radford	26	23	3	0
UNC Asheville	15	10	5	0
USC Upstate	0	0	0	0
Winthrop	5	2	3	0

BIG TEN (43-15-0)

Opponent	GP	W	L	T
Illinois	1	1	0	0
Indiana	3	2	1	0
Iowa	0	0	0	0
Maryland	27	21	6	0
Michigan	5	5	0	0
Michigan State	0	0	0	0
Minnesota	0	0	0	0
Nebraska	0	0	0	0
Northwestern	2	1	1	0
Ohio State	5	1	4	0
Penn State	4	4	0	0
Purdue	7	4	3	0
Rutgers	4	4	0	0



Record Against The Conferences

BIG 12 (137-80-3)

Opponent	GP	W	L	T
Baylor	0	0	0	0
BYU	0	0	0	0
Cincinnati	50	40	8	2
Houston	71	35	35	1
Kansas	0	0	0	0
Kansas State	0	0	0	0
Oklahoma	2	2	0	0
Oklahoma State	2	1	1	0
TCU	14	4	10	0
Texas	3	1	2	0
Texas Tech	3	1	2	0
UCF	64	47	17	0
West Virginia	11	6	5	0

BIG WEST (3-5-0)


Opponent	GP	W	L	T
Cal Poly	0	0	0	0
Cal State Bakersfield	0	0	0	0
Cal State Fullerton	6	3	3	0
Cal State Northridge	1	0	1	0
Hawai'i	0	0	0	0
Long Beach State	1	0	1	0
UC Davis	0	0	0	0
UC Irvine	0	0	0	0
UC Riverside	0	0	0	0
UC San Diego	0	0	0	0
UC Santa Barbara	0	0	0	0

COASTAL ATHLETIC ASSOCIATION (360-162-1)

Opponent	GP	W	L	T
Campbell	103	73	30	0
Charleston	17	11	6	0
Delaware	17	13	4	0
Elon	93	58	34	1
Hofstra	0	0	0	0
Monmouth	28	23	5	0
N.C. A&T	10	10	0	0
Northeastern	0	0	0	0
Stony Brook	7	7	0	0
Towson	5	5	0	0
UNCW	144	80	64	0
William & Mary	99	80	19	0

CONFERENCE USA (14-10-0)

Opponent	GP	W	L	T
FIU	4	0	4	0
Jacksonville State	0	0	0	0
Liberty	16	11	5	0
Louisiana Tech	0	0	0	0
Middle Tennessee	3	2	1	0
Sam Houston State	0	0	0	0
Western Kentucky	1	1	0	0



Pat Watkins (1993 All-American)

HORIZON (13-1-0)

Opponent	GP	W	L	T
Milwaukee	3	3	0	0
Northern Kentucky	0	0	0	0
Oakland	0	0	0	0
Purdue-Fort Wayne	0	0	0	0
Wright State	1	0	1	0
Youngstown State	10	10	0	0

IVY LEAGUE (27-6-1)

Opponent	GP	W	L	T
Brown	3	1	1	1
Columbia	2	1	1	0
Cornell	4	3	1	0
Dartmouth	11	9	2	0
Harvard	1	0	1	0
Penn	0	0	0	0
Princeton	5	5	0	0
Yale	8	8	0	0

METRO ATLANTIC (54-7-0)

Opponent	GP	W	L	T
Canisius	0	0	0	0
Fairfield	32	27	5	0
Iona	1	0	1	0
Manhattan	0	0	0	0
Marist	14	14	0	0
Mount St. Mary's	0	0	0	0
Niagara	0	0	0	0
Quinnipiac	3	2	1	0
Rider	8	8	0	0
Saint Peter's	0	0	0	0
Siena	3	3	0	0

MID-AMERICAN (21-4-1)

Opponent	GP	W	L	T
Akron	0	0	0	0
Ball State	3	3	0	0
Bowling Green	2	0	1	1
Central Michigan	1	0	1	0
Eastern Michigan	0	0	0	0
Kent State	2	1	1	0
Miami (Ohio)	0	0	0	0
Northern Illinois	0	0	0	0
Ohio	18	17	1	0
Toledo	0	0	0	0
Western Michigan	0	0	0	0

MISSOURI VALLEY (8-1-0)

Opponent	GP	W	L	T
Belmont	0	0	0	0
Bradley	0	0	0	0
Evansville	0	0	0	0
Illinois State	4	4	0	0
Indiana State	0	0	0	0
Missouri State	4	3	1	0
Murray State	0	0	0	0
Southern Illinois	1	1	0	0
UIC	0	0	0	0
Valparaiso	0	0	0	0

MOUNTAIN WEST (0-2-0)

Opponent	GP	W	L	T
Air Force	1	0	1	0
Fresno State	0	0	0	0
Nevada	0	0	0	0
New Mexico	0	0	0	0
San Diego State	0	0	0	0
San Jose State	0	0	0	0
UNLV	1	0	1	0

NORTHEAST (13-0-0)

Opponent	GP	W	L	T
Central Connecticut	0	0	0	0
Coppin State	4	4	0	0
Delaware State	3	3	0	0
Fairleigh Dickinson	0	0	0	0
Long Island Brooklyn	0	0	0	0
Merrimack	0	0	0	0
Norfolk State	6	6	0	0
Sacred Heart	0	0	0	0
Stonehill	0	0	0	0
UMES	0	0	0	0
Wagner	0	0	0	0



Record Against The Conferences

OHIO VALLEY (0-0-0)

Opponent	GP	W	L	T
Eastern Illinois	0	0	0	0
Lindenwood	0	0	0	0
Little Rock	0	0	0	0
Morehead State	0	0	0	0
SIU Edwardsville	0	0	0	0
Southeast Missouri	0	0	0	0
Southern Indiana	0	0	0	0
Tennessee Tech	0	0	0	0
UT Martin	0	0	0	0
Western Illinois	0	0	0	0

PAC-12 (5-14-0)

Opponent	GP	W	L	T
Arizona	0	0	0	0
Arizona State	5	0	5	0
California	0	0	0	0
Oregon	0	0	0	0
Oregon State	0	0	0	0
Stanford	0	0	0	0
UCLA	9	1	8	0
USC	0	0	0	0
Utah	1	1	0	0
Washington	4	3	1	0
Washington State	0	0	0	0

PATRIOT LEAGUE (7-0-0)

Opponent	GP	W	L	T
Army	0	0	0	0
Bucknell	0	0	0	0
Holy Cross	0	0	0	0
Lafayette	0	0	0	0
Lehigh	0	0	0	0
Navy	7	7	0	0

SOUTHEASTERN (15-38-0)

Opponent	GP	W	L	T
Alabama	3	2	1	0
Arkansas	0	0	0	0
Auburn	2	1	1	0
Florida	4	0	4	0
Georgia	2	2	0	0
Kentucky	1	1	0	0
LSU	3	1	2	0
Mississippi	5	1	4	0
Mississippi State	2	0	2	0
Missouri	0	0	0	0
South Carolina	24	6	18	0
Tennessee	4	1	3	0
Texas A&M	0	0	0	0
Vanderbilt	3	0	3	0



2000 All-Americans: Joe Hastings • Cory Scott

SOUTHERN (88-41-0)

Opponent	GP	W	L	T
Citadel	35	20	15	0
East Tennessee State	0	0	0	0
Mercer	3	0	3	0
Samford	0	0	0	0
UNC Greensboro	16	8	8	0
VMI	25	24	1	0
Western Carolina	22	20	2	0
Wofford	1	1	0	0

SOUTHLAND (1-0-0)

Opponent	GP	W	L	T
Houston Christian	0	0	0	0
Incarnate Word	0	0	0	0
Lamar	0	0	0	0
McNeese State	0	0	0	0
New Orleans	0	0	0	0
Nicholls State	0	0	0	0
Northwestern State	0	0	0	0
Southeastern La.	1	1	0	0
Texas A&M-CC	0	0	0	0

SWAC (1-2-0)

Opponent	GP	W	L	T
Alabama A&M	0	0	0	0
Alabama State	0	0	0	0
Alcorn State	0	0	0	0
Arkansas-Pine Bluff	0	0	0	0
Bethune-Cookman	0	0	0	0
Florida A&M	0	0	0	0
Grambling State	2	0	2	0
Jackson State	0	0	0	0
Mississippi Valley St.	0	0	0	0
Prairie View A&M	0	0	0	0
Southern	1	1	0	0
Texas Southern	0	0	0	0

SUMMIT (1-0-0)

Opponent	GP	W	L	T
North Dakota State	0	0	0	0
Northern Colorado	0	0	0	0
Omaha	0	0	0	0
Oral Roberts	1	1	0	0
South Dakota State	0	0	0	0
St. Thomas	0	0	0	0

SUN BELT (168-122-1)

Opponent	GP	W	L	T
Appalachian State	25	20	5	0
Arkansas State	0	0	0	0
Coastal Carolina	14	6	8	0
Georgia Southern	28	15	13	0
Georgia State	0	0	0	0
James Madison	73	49	24	0
Louisiana Lafayette	5	3	2	0
Louisiana Monroe	0	0	0	0
Marshall	26	20	6	0
Old Dominion	69	33	36	0
South Alabama	3	1	1	1
Southern Miss	47	21	26	0
Texas State	0	0	0	0
Troy	1	0	1	0

WEST COAST (5-5-0)

Opponent	GP	W	L	T
Gonzaga	0	0	0	0
Loyola Marymount	0	0	0	0
Pacific	0	0	0	0
Pepperdine	7	3	4	0
Portland	0	0	0	0
Saint Mary's (Calif.)	3	2	1	0
San Diego	0	0	0	0
San Francisco	0	0	0	0
Santa Clara	0	0	0	0

WAC (1-0-0)

Opponent	GP	W	L	T
Abilene Christian	0	0	0	0
California Baptist	0	0	0	0
Grand Canyon	0	0	0	0
New Mexico State	1	1	0	0
Sacramento State	0	0	0	0
Seattle	0	0	0	0
Stephen F. Austin	0	0	0	0
Tarleton State	0	0	0	0
Utah Tech	0	0	0	0
Utah Valley	0	0	0	0
UT Arlington	0	0	0	0
UTRGV	0	0	0	0

* Wins from 2010 season that were vacated are not included in totals.



East Carolina Baseball By The Numbers



Seth Maness



Kyle Roller



Trent Whitehead

- 1 National Championship (1961 NAIA)
- 1 Number of former Pirates to play in MLB World Series (Seth Maness in 2013 with St. Louis Cardinals)
- 3 First round MLB draft picks (Pat Watkins, 1993; Jeff Hoffman, 2014; Gavin Williams, 2021)
- 3 Number of two-time All-America selections (W. Johnson/1985-86, E. Kruczynski/2016-17, A. Burluson 2019-20)
- 4 Number of First-Team All C-USA selections by Seth Maness
- 7 NCAA Super Regional Appearances (2001, 2004, 2009, 2016, 2019, 2021, 2022)
- 7 School record of single-season All-America honors (B. Packard/2018, C. Norby/2021, G. Williams/2021)
- 10 Coach-of-the-Year Selections (most recent Cliff Godwin – 2015, 2019, 2021, 2022)
- 11 Players have worn the No. 23 jersey in honor of former ECU Head Coach Keith LeClair (Austin Homan twice/2010-11)
- 12 Academic All-America Selections (most recent Matt Bridges in 2021)
- 18 Number of 40-plus win seasons in school history (Five Straight) (47 in 2023)
- 20 Freshman All-America Selections (Most Recent: Jacob Jenkins-Cowart in 2022)
- 21 Number of players on the 2024 roster from the state of North Carolina (19 out of state)
- 24 Conference/Regional/National Player-of-the-Year Selections
- 24 Times ECU has reached the 5,000 mark in attendance at Clark-LeClair Stadium (four in 2023)
- 29 Number of career saves by Drew Reynolds (school record)
- 30 Conference Championships (17 Regular Season/13 Tournament)
- 33 NCAA Regional Appearances
- 34 Pirates selected in the first 10 rounds of the MLB Amateur Draft
- 35 Number of consecutive weeks ECU was ranked in the national polls (Feb. 19, 2018- June 27, 2019/ school record)
- 35 Number of 2023 players named to the American Athletic Conference All-Academic Team
- 36 Former Pirate baseball players and coaches in ECU's Hall of Fame
- 38 Total All-America Selections (most recent Carter Spivey in 2022)
- 38 Number of career wins by Seth Maness (school record)
- 39 Players named to the Fall 2023 ECU Director of Athletics Honor Roll (3.0+ GPA)
- 43 All-Conference Tournament Selections
- 48 ABCA All-Region Selections (most recent Trey Yesavage in 2023)
- 51 Number of wins in 2004 (school record)
- 67 NCAA All-Region selections
- 105 Number of hits by Trent Whitehead in 2009 (single-season school record)
- 126 Total number of ECU players that have been selected in the Major League Baseball First-Year Amateur Draft
- 145 Number of strikeouts by Jake Agnos in 2019 (ECU and AAC single-season record)
- 157 Number of former ECU players that have signed professional baseball contracts
- 186 All-Conference Selections
- 334 Number of career strikeouts by Seth Maness (school record)
- 411.2 Number of career innings pitched by Seth Maness (school record)
- 427 Number of wins by ECU Hall of Fame Coach Gary Overton (1985-97)
- 6,003 Largest attendance inside Lewis Field at Clark-LeClair Stadium (Feb.24, 2023 vs. North Carolina: 6-5 victory)



2023 AAC Final Standings

	CONFERENCE GAMES				ALL GAMES						
	W-L	Pct.	Home	Away	W-L	Pct.	Home	Away	Neutral	L10	Streak
xz-East Carolina	18-6	.750	11-1	7-5	47-19	.712	29-5	12-11	6-3	6-4	L1
Houston	17-6	.739	8-3	9-3	36-23	.610	17-11	16-10	3-2	6-4	L1
Wichita State	13-10	.565	8-4	5-6	30-25	.545	19-11	11-12	0-2	3-7	L3
UCF	12-12	.500	6-6	6-6	33-26	.559	21-13	11-11	1-2	6-4	L2
Cincinnati	10-14	.417	4-8	6-6	24-33	.421	13-13	11-16	0-4	4-6	L4
Memphis	10-14	.417	7-5	3-9	29-28	.509	18-13	10-13	1-2	4-6	L2
yz-Tulane	8-16	.333	4-8	4-8	19-42	.311	8-20	7-20	4-2	5-5	L2
South Florida	7-17	.292	3-9	4-8	21-39	.350	10-22	9-15	2-2	2-8	L2

x - Denotes regular season champion

y - Denotes conference tournament champion

z - Denotes NCAA Regional participant

2023 AAC Team Statistics

Hitting minimums - 1 Game 75% of Games 2.2 AB/Game 3.0 TPA/Game; Pitching minimums - 1 Game 1.0 IP/Game

Batting Leaders

Batting Average

1. Wichita State	.302
2. East Carolina	.292
3. Houston	.290
4. UCF	.285
5. South Florida	.275

Slugging Percentage

1. UCF	.505
2. Wichita State	.486
3. Houston	.464
4. East Carolina	.460
5. South Florida	.433

On Base Percentage

1. East Carolina	.390
2. UCF	.386
3. Wichita State	.384
4. Houston	.375
5. Cincinnati	.364

Runs Scored

1. East Carolina	486
2. Houston	434
3. UCF	422
4. Wichita State	395
5. Tulane	368

Hits

1. East Carolina	668
2. Houston	593
3. UCF	580
4. Wichita State	575
5. South Florida	570

Runs Batted In

1. East Carolina	445
2. Houston	391

3. UCF	389
4. Wichita State	358
5. Tulane	339

Doubles

1. East Carolina	131
2. Wichita State	119
3. Houston	114
4. UCF	109
5. Tulane	97

Triples

1. Memphis	18
2. East Carolina	14
3. Houston	12
4. Cincinnati	11
5. 2 Tied at ...	8

Home Runs

1. UCF	109
2. Tulane	82
3. Cincinnati	77
4. East Carolina	75
5. South Florida	74

Total Bases

1. East Carolina	1,052
2. UCF	1,030
3. Houston	950
4. Wichita State	926
5. South Florida	898

Total Plate Appearances

1. East Carolina	2,750
2. Tulane	2,448
3. UCF	2,429
4. South Florida	2,399
5. Houston	2,394

At Bats

1. East Carolina	2,288
2. South Florida	2,074
3. Houston	2,047
4. UCF	2,038
5. Tulane	2,036

Walks

1. East Carolina	317
2. Tulane	291
3. Cincinnati	283
4. Memphis	255
5. UCF	237

Hit By Pitch

1. UCF	110
2. South Florida	84
3. Tulane	79
4. East Carolina	71
5. Houston	68

Strikeouts

1. Cincinnati	608
2. Tulane	578
3. UCF	569
4. South Florida	535
5. Memphis	479

Sacrifice Bunts

1. East Carolina	37
2. UCF	25
3. Tulane	23
4. Cincinnati	21
5. Memphis	17

Sacrifice Flies

1. East Carolina	35
2. Houston	32
3. Wichita State	25

4. South Florida	21
5. 2 tied at	19

Stolen Bases

1. Houston	111
2. Cincinnati	102
3. Memphis	89
4. Wichita State	88
5. East Carolina	87

Caught Stealing

1. Memphis	34
2. Wichita State	33
3. Cincinnati	32
4. Tulane	24
5. Houston	21

Steal Attempts

1. Cincinnati	134
2. Houston	132
3. Memphis	123
4. Wichita State	121
5. East Carolina	102

Grounded Into Double Play

1. South Florida	38
2. Houston	33
3. UCF	32
4. Tulane	31
5. East Carolina	26

Pitching Leaders

Earned Run Average

1. East Carolina	4.34
2. Wichita State	4.41
3. Memphis	5.33
4. UCF	5.80
5. Houston	6.27



2023 AAC Team Statistics

Opposing Batting Average

1. East Carolina	.240
2. Wichita State	.252
3. Memphis	.263
4. Houston	.270
5. UCF	.273

Innings Pitched

1. East Carolina	593.1
2. Houston	524.1
3. South Florida	522.2
4. Tulane	519.2
5. UCF	518.2

Batters Struck Out

1. East Carolina	663
2. UCF	603
3. Tulane	543
4. Houston	528
5. South Florida	517

Batters Struck Out Looking

1. East Carolina	165
UCF	165
3. Wichita State	148
4. Houston	145
5. Memphis	138

Wins

1. East Carolina	47
2. Houston	36
3. UCF	33
4. Wichita State	30
5. Memphis	28

Losses

1. Tulane	42
2. South Florida	39
3. Cincinnati	32
4. Memphis	27
5. UCF	26

Saves

1. Houston	20
2. Memphis	17
3. East Carolina	13
4. UCF	12
5. Tulane	9

Runners Picked Off

1. South Florida	10
East Carolina	10
3. Houston	9
4. Cincinnati	6
Tulane	6

Sacrifice Bunts Allowed

1. East Carolina	29
2. UCF	27

3. Houston	23
Wichita State	23
5. Tulane	21

Sacrifice Flies Allowed

1. Tulane	34
2. Houston	25
3. Wichita State	23
4. Cincinnati	20
5. South Florida	19

Hits Allowed

1. Wichita State	458
2. Memphis	507
3. Cincinnati	533
4. Houston	536
5. East Carolina	543

Runs Allowed

1. Wichita State	289
2. East Carolina	300
3. Memphis	345
4. Houston	395
5. UCF	403

Earned Runs Allowed

1. Wichita State	232
2. East Carolina	286
3. Memphis	294
4. UCF	334
5. Cincinnati	358

Walks Allowed

1. Wichita State	177
2. East Carolina	214
3. Memphis	221
4. UCF	248
5. South Florida	258

Doubles Allowed

1. East Carolina	85
2. Houston	93
3. Wichita State	99
4. Cincinnati	101
5. UCF	104

Triples Allowed

1. East Carolina	3
2. Memphis	7
3. Wichita State	10
4. South Florida	14
UCF	14

Home Runs Allowed

1. Wichita State	48
2. Memphis	65
3. UCF	75
4. East Carolina	76
5. Cincinnati	78

Wild Pitches

1. Tulane	67
2. UCF	64
3. Houston	62
4. Memphis	56
5. East Carolina	55

Balks

1. Tulane	7
2. UCF	5
3. Houston	4
Cincinnati	4
Florida	4

Hit Batters

1. Cincinnati	101
2. South Florida	82
3. UCF	81
4. Houston	80
5. Tulane	74

Intentional BB Allowed

1. South Florida	8
UCF	8
3. Wichita State	7
4. Tulane	5
5. Cincinnati	4

Fielding Leaders

Fielding Percentage

1. Houston	.982
2. East Carolina	.978
3. South Florida	.974
4. Tulane	.970
5. Memphis	.969

Chances

1. East Carolina	2,346
2. South Florida	2,228
3. UCF	2,153
4. Tulane	2,150
5. Houston	2,146

Putouts

1. East Carolina	1,780
2. Houston	1,573
3. South Florida	1,566
4. Tulane	1,559
5. UCF	1,556

Assists

1. South Florida	605
2. Memphis	558
3. Cincinnati	546
4. Houston	534
5. Tulane	526

Errors

1. UCF	72
Wichita State	72
3. Cincinnati	68
4. Memphis	65
Tulane	65

Fielding Double Plays

1. Houston	56
2. UCF	45
3. Wichita State	43
4. South Florida	40
Cincinnati	40

Stolen Bases Against

1. Memphis	101
2. Tulane	93
3. Houston	83
4. Cincinnati	69
5. South Florida	66

Caught Stealing By

1. Memphis	26
2. Tulane	25
3. Houston	24
South Florida	24
5. East Carolina	22

Steal Attempts Against

1. Memphis	127
2. Tulane	118
3. Houston	107
4. South Florida	90
5. Cincinnati	86

Passed Balls

1. UCF	14
2. Tulane	12
3. South Florida	11
4. Wichita State	10
5. East Carolina	9

Catchers Interference

1. Tulane	2
2. South Florida	1



2023 AAC Individual Statistics

Batting Leaders

Batting Average

1. Justin Murray - Houston	.379
2. Brock Rodden - Wichita State	.371
3. Ben McCabe - UCF	.371
4. Zach Arnold - Houston	.365
5. Chuck Ingram - Wichita State	.362

Slugging Percentage

1. Brock Rodden - Wichita State	.701
2. Ben McCabe - UCF	.692
3. Andrew Sundeane - UCF	.626
4. Bobby Boser - South Florida	.621
5. Ryan Nicholson - Cincinnati	.607

On Base Percentage

1. Brock Rodden - Wichita State	.474
2. Ben McCabe - UCF	.466
3. Zach Arnold - Houston	.452
4. Bobby Boser - South Florida	.445
5. Brady Hebert - Tulane	.440

Runs Scored

1. Ben McCabe - UCF	63
2. Brock Rodden - Wichita State	62
3. Jacob Starling - East Carolina	60
Lane Hoover - East Carolina	60
5. Tom Josten - UCF	59

Hits

1. Ben McCabe - UCF	83
Justin Murray - Houston	83
3. Brock Rodden - Wichita State	82
4. Zach Arnold - Houston	81
5. Chuck Ingram - Wichita State	80

Runs Batted In

1. Josh Moylan - East Carolina	70
2. Brock Rodden - Wichita State	64
3. Justin Murray - Houston	58
4. Garrett Pennington - Wichita State	55
5. Andrew Sundeane - UCF	54

Doubles

1. Josh Moylan - East Carolina	20
Justin Wilcoxon - East Carolina	20
3. Chuck Ingram - Wichita State	19
4. Brock Rodden - Wichita State	18
5. Brandon Uhse - Houston	16

Triples

1. Brayland Skinner - Memphis	6
2. 7 tied at ...	3

Home Runs

1. Ben McCabe - UCF	19
2. Teo Banks - Tulane	18
3. Brock Rodden (WSU)	17
4. 3 tied at ...	16

Total Bases

1. Brock Rodden - Wichita State	155
Ben McCabe - UCF	155
3. Josh Moylan - East Carolina	142
4. Teo Banks - Tulane	133
5. 2 tied at ...	131

Walks

1. Jacob Starling - East Carolina	44
2. Tom Josten - UCF	40
3. Brock Rodden - Wichita State	39
4. Lane Hoover - East Carolina	38
Brady Hebert - Tulane	38

Hit By Pitch

1. Ben McCabe - UCF	23
2. Drew Bianco - Houston	15
3. Bobby Boser - South Florida	15
John Rhys Plumlee - UCF	15
Andrew Sundeane - UCF	15

Sacrifice Bunts

1. John Rhys Plumlee - UCF	8
2. Andrew Brait - UCF	7
Joey Berini - East Carolina	7
4. Luke Nowak - East Carolina	6
Jake LaPrairie - Tulane	6

Sacrifice Flies

1. Justin Murray - Houston	8
2. Alec Makarewicz - East Carolina	7
3. Carter Cunningham - East Carolina	6
4. 5 tied at ...	5

Stolen Bases

1. Brandon Burckel - Houston	24
2. Brayland Skinner - Memphis	22
3. Kyte McDonald - Wichita State	21
4. Luke Nowak - East Carolina	20
Justin Murray - Houston	20

Total Plate Appearances

1. Jacob Starling - East Carolina	299
2. Josh Moylan - East Carolina	296
3. Andrew Brait - UCF	278
4. Alec Makarewicz - East Carolina	275
5. Drew Bratcher - South Florida	273

At Bats

1. Josh Moylan - East Carolina	242
2. Jacob Starling - East Carolina	241
3. Anthony Tulimero - Houston	231
4. Drew Bratcher - South Florida	229
Alec Makarewicz - East Carolina	229

Steal Attempts

1. Justin Murray - Houston	29
Brayland Skinner - Memphis	29
3. Kyte McDonald - Wichita State	28

4. Brandon Burckel - Houston	27
------------------------------	----

5. Luke Nowak - East Carolina	25
--------------------------------------	-----------

Strikeouts

1. Drew Bratcher - South Florida	86
2. Drew Faurot - UCF	78
3. Teo Banks - Tulane	75
4. Bobby Boser - South Florida	73
5. 4 tied at ...	65

Caught Stealing

1. Justin Murray - Houston	9
Brady Hebert - Tulane	9
3. Austin Baskin - Memphis	7
Brayland Skinner - Memphis	7
Kyte McDonald - Wichita State	7

Grounded Into DP

1. Anthony Tulimero - Houston	8
2. Brady Marget - Tulane	7
Andrew Sundeane - UCF	7
4. Cameron Nickens - Houston	6
Nick Romano - UCF	6

Pitching Leaders

Earned Run Average

1. Grant Adler - Wichita State	2.55
2. Trey Yesavage - East Carolina	2.61
3. Josh Grosz - East Carolina	3.66
4. Dalton Fowler - Memphis	4.24
5. Payton Tolle - Wichita State	4.62

Opposing Bat Average

1. Trey Yesavage - East Carolina	.193
2. Dalton Fowler - Memphis	.212
3. Josh Grosz - East Carolina	.215
4. Payton Tolle - Wichita State	.245
5. Grant Adler - Wichita State	.248

Innings Pitched

1. Dylan Carmouche - Tulane	90.0
2. Ricky Castro - Tulane	86.0
3. Payton Tolle - Wichita State	85.2
4. Dalton Fowler - Memphis	85.0
5. 2 tied at ...	77.2

Batters Struck Out

1. Dalton Fowler - Memphis	112
2. Trey Yesavage - East Carolina	105
3. Dylan Carmouche - Tulane	102
4. Payton Tolle - Wichita State	97
5. Ricky Castro - Tulane	86

Batters Struck Out Looking

1. Josh Grosz - East Carolina	29
2. Payton Tolle - Wichita State	27
3. Dalton Fowler - Memphis	26
4. Clark Candiotti - Wichita State	25



2023 AAC Individual Statistics

5. Trey Yesavage - East Carolina 23

Wins

1. Payton Tolle - Wichita State	9
2. Trey Yesavage - East Carolina	7
Carter Spivey - East Carolina	7
Clark Candiotti - Wichita State	7
5. 5 tied at ...	6

Saves

1. Dalton Kendrick - Memphis	12
2. Justin Murray - Houston	10
3. Kyle Kramer - UCF	8
4. Riley Skeen - South Florida	6
5. 3 tied at ...	4

Appearances

1. Danny Beal - East Carolina	31
2. Michael Fowler - Tulane	30
3. Brendan O'Donnell - Houston	29
4. Dalton Kendrick - Memphis	28
Wyatt Lunsford-Shenkman - East Carolina	28

Games Started

1. Ricky Castro - Tulane	16
Dylan Carmouche - Tulane	16
Josh Grosz - East Carolina	16
4. 4 tied at ...	15

Games Finished

1. Dalton Kendrick - Memphis	23
2. Justin Murray - Houston	21
3. Kyle Kramer - UCF	20
4. Riley Skeen - South Florida	13
Nate Snead - Wichita State	13

Games In Relief

1. Danny Beal - East Carolina	31
2. Michael Fowler - Tulane	30
3. Brendan O'Donnell - Houston	29
4. Dalton Kendrick - Memphis	28
5. 2 tied at ...	27

Sacrifice Bunts Allowed

1. Caden Favors - Wichita State	9
2. Dylan Carmouche - Tulane	7
3. Dalton Fowler - Memphis	6
4. Dylan Brosky - Cincinnati	5
Carter Spivey - East Carolina	5

Sacrifice Flies Allowed

1. Dylan Carmouche - Tulane	7
2. Clark Candiotti - Wichita State	4
Payton Tolle - Wichita State	4
Michael Lombardi - Tulane	4
Robert Craz - Wichita State	4

Losses

1. Dylan Carmouche - Tulane	9
2. Ricky Castro - Tulane	7

3. 6 tied at 6

Runners Picked Off

1. Dylan Carmouche - Tulane	5
2. Chase Hopewell - Cincinnati	4
3. Zach Root - East Carolina	3
Malachi Lott - Houston	3
Anthony Tulimero - Houston	3

Wild Pitches

1. Dalton Fowler - Memphis	14
2. Kyle Ayers - Houston	12
Michael Fowler - Tulane	12
4. Ruddy Gomez - UCF	10
Zack Austin - UCF	10

Balks

1. Cameron Crain - UCF	2
Michael Fowler - Tulane	2
Wyatt Lunsford-Shenkman - East Carolina	2
Chandler Welch - Tulane	2
Blake Mahmood - Tulane	2

Hit Batters

1. Hunter Mink - South Florida	16
Cade Citelli - Houston	16
3. Josh Ekness - Houston	15
Chase Horst - Cincinnati	15
5. David Warren - Memphis	13
Intentional BB Allowed	
5. 7 tied at ...	2

Hits Allowed

1. Trey Yesavage - East Carolina	53
2. Josh Grosz - East Carolina	59
3. Dalton Fowler - Memphis	66
4. Josh Ekness - Houston	67
5. Jacob Marlowe - UCF	70

Runs Allowed

1. Trey Yesavage - East Carolina	24
2. Josh Grosz - East Carolina	33
3. Grant Adler - Wichita State	36
4. Jacob Marlowe - UCF	41
5. Carter Spivey - East Carolina	42

Earned Runs Allowed

1. Trey Yesavage - East Carolina	22
Grant Adler - Wichita State	22
3. Josh Grosz - East Carolina	31
4. Jacob Marlowe - UCF	38
5. Dalton Fowler - Memphis	40

Walks Allowed

1. Jacob Marlowe - UCF	12
2. Dom Stagliano - UCF	17
3. Payton Tolle - Wichita State	19
4. Clark Candiotti - Wichita State	20
5. Jack Ceibert - South Florida	21

Doubles Allowed

1. Chase Hopewell - Cincinnati	7
2. Trey Yesavage - East Carolina	9
Josh Grosz - East Carolina	9
4. Grant Adler - Wichita State	11
5. Josh Ekness - Houston	11

Triples Allowed

1. Dalton Fowler - Memphis	0
Carter Spivey - East Carolina	0
Josh Grosz - East Carolina	0
Trey Yesavage - East Carolina	0
5. Clark Candiotti - Wichita State	1

Home Runs Allowed

1. Grant Adler - Wichita State	5
2. Clark Candiotti - Wichita State	7
3. Josh Ekness - Houston	8
Dom Stagliano - UCF	8
Dalton Fowler - Memphis	8

Fielding leaders

Fielding Percentage

1. Shane Cox - Memphis	1.000
Ryley Johnson - East Carolina	1.000
Andrew Sundean - UCF	1.000
Thomas Lyssy - Houston	1.000
Cameron Benson - Memphis	1.000

Chances

1. Justin Wilcoxon - East Carolina	580
2. Anthony Tulimero - Houston	552
3. Ben McCabe - UCF	504
4. Mauricio Millan - Wichita State	498
5. Ryan Nicholson - Cincinnati	484

Putouts

1. Justin Wilcoxon - East Carolina	523
2. Anthony Tulimero - Houston	493
3. Mauricio Millan - Wichita State	454
4. Ben McCabe - UCF	453
5. Josh Moylan - East Carolina	450

Assists

1. Eric Snow - South Florida	145
2. Jake Curtis - Memphis	140
3. Ian McMillan - Houston	133
4. Brock Rodden - Wichita State	132
5. David Herring - Wichita State	126

Fielding Double Plays

1. Justin Murray - Houston	41
2. Nick Romano - UCF	39
3. Ian McMillan - Houston	38
Garrett Pennington - Wichita State	38
5. Brandon Burckel - Houston	35



2023 AAC Individual Statistics

Passed Balls

1. Mauricio Millan - Wichita State	10
2. Ben McCabe - UCF	8
3. Justin Wilcoxon - East Carolina	7
4. Brennan Lambert - Tulane	6
Seth Beckstead - Tulane	6

Steal Attempts Against

1. Anthony Tulimero - Houston	107
2. Jonah Sutton - Memphis	77
3. Mauricio Millan - Wichita State	70

4. Ben McCabe - UCF	63
5. Justin Wilcoxon - East Carolina	62

Stolen Bases Against

1. Anthony Tulimero - Houston	83
2. Jonah Sutton - Memphis	64
3. Mauricio Millan - Wichita State	60
4. Ben McCabe - UCF	49
5. Justin Wilcoxon - East Carolina	62

Caught Stealing By

1. Anthony Tulimero - Houston	24
2. Justin Wilcoxon - East Carolina	19
3. Seth Beckstead - Tulane	17
4. Ben McCabe - UCF	14
5. Jonah Sutton - Memphis	13

Errors

1. Drew Furot - UCF	17
2. David Herring - Wichita State	16
3. Gavin Schulz - Tulane	12

2023 AAC Overall Statistics

Team	Avg.	G	AB	R	H	2B	3B	HR	RBI	TBSLG%	BB	HP	SO	GDP	OB%	SF	SH	SB-ATT	PO	A	EFLD%		
Wichita State	.302	55	1907	395	575	119	8	72	358	926	.486	217	54	436	19	.384	25	15	88-121	1422	461	72	.963
East Carolina	.292	66	2288	486	668	131	14	75	445	1052	.460	317	71	473	26	.390	35	37	87-102	1780	514	52	.978
Houston	.290	59	2047	434	593	114	12	73	391	950	.464	229	68	471	33	.375	32	13	111-132	1573	534	39	.982
UCF	.285	59	2038	422	580	109	7	109	389	1030	.505	237	110	569	32	.386	19	25	56-68	1556	525	72	.967
South Florida	.275	60	2074	345	570	92	7	74	332	898	.433	206	84	535	38	.361	21	14	39-57	1566	605	57	.974
Memphis	.256	57	1877	311	480	95	18	57	280	782	.417	255	48	479	21	.356	17	17	89-123	1490	558	65	.969
Tulane	.251	61	2036	368	511	97	8	82	339	870	.427	291	79	578	31	.363	19	23	62-86	1559	526	65	.970
Cincinnati	.247	57	1830	363	452	74	11	77	328	779	.426	283	59	608	16	.364	12	21	102-134	1434	546	68	.967
Totals	.275	474	16097	3124	4429	831	85	619	2862	7287	.453	2035	573	4149	216	.373	180	165	634-823	12380	4269	490	.971

All games sorted by batting average

TEAM	ERA	W-L	G	CG	SHO	SV	IP	H	R	ER	BB	SO	2B	3B	HR	B/AVG	WP	HP	BK	SFA	SHA
East Carolina	4.34	47-19	66	2	3/1	13	593.1	543	300	286	214	663	85	3	76	.240	55	63	2	15	29
Wichita State	4.41	30-25	55	3	4/2	8	474.0	458	289	232	177	505	99	10	48	.252	38	53	1	23	23
Memphis	5.33	28-27	55	0	0/0	17	496.1	507	345	294	221	493	107	7	65	.263	56	60	2	18	16
UCF	5.80	33-26	59	0	1/1	12	518.2	557	403	334	248	603	104	14	75	.273	64	81	5	18	27
Houston	6.27	36-23	59	0	1/1	20	524.1	536	395	365	298	528	93	16	80	.270	62	80	4	25	23
Cincinnati	6.74	24-32	57	1	1/0	8	478.0	533	407	358	280	432	101	16	78	.282	47	101	4	20	19
South Florida	6.82	21-39	60	0	2/2	8	522.2	626	448	396	258	517	110	14	85	.298	46	82	4	19	17
Tulane	7.08	19-42	61	2	1/0	9	519.2	609	470	409	300	543	114	17	83	.293	67	74	7	34	20
Totals	5.83	238-233	474	8	13/7	95	4127.0	4369	3057	2674	1996	4284	813	97	590	.271	435	594	29	172	174

All games sorted by earned run average

Team	C	PO	A	EFLD%	DP	SBA	CSB	SBA%	PB	CI	
Houston	2146	1573	534	39	.982	56	83	24	.776	6	0
East Carolina	2346	1780	514	52	.978	29	57	22	.722	9	0
South Florida	2228	1566	605	57	.974	40	66	24	.733	11	1
Tulane	2150	1559	526	65	.970	35	93	25	.788	12	2
Memphis	2113	1490	558	65	.969	37	101	26	.795	7	0
Cincinnati	2048	1434	546	68	.967	40	69	17	.802	7	0
UCF	2153	1556	525	72	.967	45	61	20	.753	14	0
Wichita State	1955	1422	461	72	.963	43	63	12	.840	10	0
Totals	17139	12380	4269	490	.971	325	593	170	.777	76	3

All games sorted by fielding percentage



2023 Game Results

Date	Opponent	Score	R-H-E	R-H-E	Inn.	Overall	AAECU Pitcher Of Record		Att.	Time	
02/18	GEORGE WASHINGTON	9-5	W	9-11-1	5-10-3	9	1-0-0	--	Zach Root (1-0)	4,777	3:07
02/18	GEORGE WASHINGTON	11-3	W	11-10-1	3-9-1	9	2-0-0	--	Merritt Beeker (1-0)	4,777	2:42
02/19	GEORGE WASHINGTON	23-5	W	23-20-1	5-9-2	9	3-0-0	--	Danny Beal (1-0)	4,089	3:14
02/21	at Campbell	5-6	L	5-6-0	6-7-2	(10)	3-1-0	--	W. Lunsford-Shenkman (0-1)	1,141	3:40
02/24	(12) NORTH CAROLINA	6-5	W	6-8-1	5-7-1	9	4-1-0	--	W. Lunsford-Shenkman (1-1)	6,003	3:07
02/26	at (12) North Carolina	6-5	W	6-8-1	5-9-0	9	5-1-0	--	Erik Ritchie (1-0)	4,042	3:07
02/28	at Duke	0-9	L	0-3-0	9-7-1	9	5-2-0	--	Danny Beal (1-1)	1,373	2:45
03/03	INDIANA	17-4	W	17-16-1	4-10-0	9	6-2-0	--	Trey Yesavage (1-0)	4,139	3:03
03/04	LONG BEACH STATE	2-3	L	2-5-3	3-8-1	9	6-3-0	--	Carter Spivey (0-1)	4,712	2:56
03/05	GEORGETOWN	11-2	W	11-13-0	2-5-2	9	7-3-0	--	Josh Grosz (1-0)	4,029	3:20
03/07	at Queens !	5-2	W	5-13-1	2-4-1	(10)	8-3-0	--	W. Lunsford-Shenkman (2-1)	2,485	2:55
03/08	at Elon	5-1	W	5-9-0	1-7-3	9	9-3-0	--	Zach Root (2-0)	845	2:35
03/10	LIBERTY	7-2	W	7-9-0	2-10-0	9	10-3-0	--	Trey Yesavage (2-0)	3,687	2:52
03/11	LIBERTY	10-2	W	10-14-1	2-9-1	9	11-3-0	--	Carter Spivey (1-1)	4,234	2:54
03/11	LIBERTY	13-1	W	13-10-0	1-3-3	9	12-3-0	--	Josh Grosz (2-0)	4,234	3:14
03/14	at UNCW	5-8	L	5-10-1	8-10-0	9	12-4-0	--	Jake Hunter (0-1)	2,216	3:10
03/15	WILLIAM & MARY	6-5	W	6-12-0	5-12-0	9	13-4-0	--	Garrett Saylor (1-0)	3,796	2:43
03/17	MISSOURI STATE	3-0	W	3-7-2	0-4-2	9	14-4-0	--	Trey Yesavage (3-0)	3,892	2:37
03/18	MISSOURI STATE	4-3	W	4-12-1	3-6-1	9	15-4-0	--	Jake Hunter (1-1)	4,002	2:47
03/19	MISSOURI STATE	10-1	W	10-13-0	1-4-2	9	16-4-0	--	Josh Grosz (3-0)	3,715	2:47
03/22	vs. (18) Campbell #	1-2	L	1-6-0	2-5-1	9	16-5-0	--	Zach Root (2-1)	2,983	2:30
03/24	GEORGE MASON	11-3	W	11-11-0	3-5-0	9	17-5-0	--	Trey Yesavage (4-0)	4,137	2:41
03/25	GEORGE MASON	8-1	W	8-10-1	1-6-0	9	18-5-0	--	Carter Spivey (2-1)	5,542	2:57
03/26	GEORGE MASON	5-0	W	5-11-0	0-5-0	(8)	19-5-0	--	Josh Grosz (4-0)	3,816	2:04
03/28	UNCW	3-9	L	3-6-2	9-11-1	9	19-6-0	--	Erik Ritchie (1-1)	4,486	2:57
03/31	at Houston *	4-5	L	4-8-3	5-10-1	(10)	19-7-0	0-1-0	Tyler Bradt (0-1)	1,034	3:09
04/01	at Houston *	5-4	W	5-8-3	4-12-1	9	20-7-0	1-1-0	Landon Ginn (1-0)	1,109	3:00
04/02	at Houston *	4-6	L	4-6-1	6-7-1	9	20-8-0	1-2-0	W. Lunsford-Shenkman (2-2)	1,121	2:51
04/04	NC STATE	13-9	W	13-11-2	9-13-0	9	21-8-0	--	Jake Hunter (2-1)	5,997	3:08
04/06	UCF *	17-7	W	17-17-1	7-6-3	(7)	22-8-0	2-2-0	Trey Yesavage (5-0)	4,038	2:29
04/06	UCF *	11-5	W	11-13-0	5-6-2	9	23-8-0	3-2-0	Carter Spivey (3-1)	4,038	2:59
04/07	UCF *	3-2	W	3-13-1	2-8-2	(12)	24-8-0	4-2-0	Landon Ginn (2-0)	3,751	4:18
04/11	OLD DOMINION	7-3	W	7-9-0	3-7-1	9	25-8-0	--	Zach Root (3-1)	4,466	2:50
04/14	CINCINNATI *	9-4	W	9-8-1	4-4-3	9	26-8-0	5-2-0	Trey Yesavage (6-0)	4,213	2:34
04/15	CINCINNATI *	10-0	W	10-14-0	0-4-1	(7)	27-8-0	6-2-0	Carter Spivey (4-1)	4,742	2:00
04/16	CINCINNATI *	13-3	W	13-12-2	3-5-0	(7)	28-8-0	7-2-0	Danny Beal (2-1)	3,901	2:29
04/19	at Charlotte	6-2	W	6-9-1	2-5-1	9	29-8-0	--	Danny Beal (3-1)	4,678	2:52
04/22	at Wichita State *	0-7	L	7-15-1	0-2-0	9	29-9-0	7-3-0	Trey Yesavage (6-1)	1,575	2:30
04/22	at Wichita State *	3-8	L	3-9-2	8-14-0	9	29-10-0	7-4-0	Carter Spivey (4-2)	1,575	2:51
04/23	at Wichita State *	0-8	L	0-3-0	8-12-0	9	29-11-0	7-5-0	Josh Grosz (4-1)	1,806	2:41
04/25	at NC State	4-5	L	4-10-0	5-10-1	9	29-12-0	--	Zach Root (3-2)	3,048	3:02
04/28	TULANE *	11-10	W	11-15-0	10-15-2	9	30-12-0	8-5-0	Landon Ginn (3-0)	3,789	3:22
04/29	TULANE *	0-8	L	0-3-0	8-10-0	9	30-13-0	8-6-0	Josh Grosz (4-2)	4,847	2:51
04/29	TULANE *	8-6	W	8-7-1	6-8-0	9	31-13-0	9-6-0	Jake Hunter (3-1)	4,847	3:07
05/03	NORTH CAROLINA	1-2	L	1-4-1	2-3-0	9	31-14-0	--	Jake Hunter (3-2)	5,991	2:46
05/05	at Cincinnati *	9-3	W	9-11-0	3-7-3	9	32-14-0	10-6-0	Jake Hunter (4-2)	722	2:37
05/06	at Cincinnati *	11-3	W	11-14-0	3-7-0	9	33-14-0	11-6-0	Carter Spivey (5-2)	875	3:03
05/07	at Cincinnati *	6-5	W	6-8-0	5-6-1	(10)	34-14-0	12-6-0	W. Lunsford-Shenkman (3-2)	631	3:02
05/10	at Old Dominion	4-1	W	4-11-0	1-3-2	(13)	35-14-0	--	W. Lunsford-Shenkman (4-2)	654	4:04
05/12	MEMPHIS *	10-4	W	10-13-0	4-5-2	9	36-14-0	13-6-0	Danny Beal (4-1)	3,949	2:42
05/13	MEMPHIS *	10-3	W	10-9-1	3-8-0	9	37-14-0	14-6-0	Carter Spivey (6-2)	4,479	2:43
05/14	MEMPHIS *	11-7	W	11-13-1	7-8-1	9	38-14-0	15-6-0	Danny Beal (5-1)	3,874	3:07
05/16	(14) CAMPBELL	13-14	L	13-15-0	14-16-0	9	38-15-0	--	Carter Spivey (6-3)	4,663	4:18
05/18	at South Florida *	8-3	W	8-12-0	3-8-1	9	39-15-0	16-6-0	Danny Beal (6-1)	853	2:37
05/19	at South Florida *	6-5	W	6-9-1	5-13-2	9	40-15-0	17-6-0	Landon Ginn (4-0)	837	3:25
05/20	at South Florida *	7-1	W	7-10-2	1-6-0	9	41-15-0	18-6-0	Garrett Saylor (2-0)	929	2:27
05/23	vs. South Florida %	11-12	L	11-14-0	12-19-0	(11)	41-16-0	--	Erik Ritchie (1-2)	928	4:32
05/24	vs. Cincinnati %	9-6	W	9-8-1	6-7-1	9	42-16-0	--	Carter Spivey (7-3)	459	3:20
05/26	vs. UCF %	7-6	W	7-12-0	6-12-3	(13)	43-16-0	--	Landon Ginn (5-0)	865	4:24
05/27	vs. South Florida %	3-1	W	3-10-2	1-2-0	9	44-16-0	--	Garrett Saylor (3-0)	919	2:17
05/27	vs. South Florida %	14-7	W	14-17-1	7-11-0	9	45-16-0	--	Erik Ritchie (2-2)	919	3:04
05/28	vs. Tulane %	6-8	L	6-7-1	8-10-3	9	45-17-0	--	Zach Root (3-3)	1,040	3:25
06/02	vs. Oklahoma &	14-5	W	14-15-1	5-9-2	9	46-17-0	--	Trey Yesavage (7-1)	4,391	3:27
06/03	at (7) Virginia &	1-2	L	1-5-1	2-9-0	9	46-18-0	--	Danny Beal (6-2)	5,919	2:34
06/04	vs. Oklahoma &	8-5	W	8-10-1	5-11-0	9	47-18-0	--	Landon Ginn (6-0)	3,985	3:26
06/04	at (7) Virginia &	3-8	L	3-11-1	8-10-0	9	48-19-0	--	Landon Ginn (6-1)	5,919	3:09

* = American Athletic Conference Game ! = at Atrium Health Ballpark (Kannapolis, N.C.) # = at Segra Stadium (Fayetteville, N.C.)

% = American Athletic Conference Baseball Championship (Clearwater, Fla.) & = NCAA Charlottesville Regional (Charlottesville, Va.) () extra inning game



2023 Final Overall Statistics

Player	AVG	GP-GS	AB	R	H	2B	3B	HR	RBI	TB	SLG%	BB	HBP	SO	GDP	OB%	SF	SH	SB-ATT	PO	A	E	FLD%
34 Justin Wilcoxen	.318	60-55	223	43	71	20	1	9	49	120	.538	20	5	49	2	.384	2	3	1-1	523	53	4	.993
8 Joey Berini	.318	63-61	214	34	68	7	1	4	35	89	.416	23	4	26	4	.391	2	7	3-3	65	106	9	.950
17 C. Cunningham	.317	65-51	186	51	59	12	1	8	39	97	.522	33	8	47	1	.429	6	5	5-5	128	0	1	.992
10 Jacob Starling	.311	64-62	241	60	75	15	1	10	52	122	.506	44	10	50	2	.436	1	3	19-20	67	121	7	.964
66 Josh Moylan	.302	63-63	242	55	73	20	2	15	70	142	.587	37	12	65	2	.412	5	0	1-2	450	23	5	.990
4 Lane Hoover	.299	65-57	214	60	64	6	0	2	23	76	.355	38	9	24	0	.422	2	3	13-16	118	1	1	.992
3 J. Jenkins-Cowart	.294	60-60	214	33	63	13	1	9	45	105	.491	18	4	41	2	.354	4	0	2-3	65	2	1	.985
12 Ryley Johnson	.290	59-17	100	22	29	3	1	2	18	40	.400	10	4	17	1	.377	0	5	11-15	85	0	0	1.000
25 Luke Nowak	.288	62-52	184	38	53	9	3	0	33	68	.370	33	2	42	1	.398	2	6	20-25	28	0	2	.933
6 Cam Clonch	.276	42-21	87	18	24	7	0	4	15	43	.494	16	6	22	1	.418	1	3	0-0	36	3	0	1.000
99 Alec Makarewicz	.258	66-66	229	44	59	11	3	11	49	109	.476	32	7	50	4	.356	7	0	3-3	56	101	6	.963
9 Ryan McCrystal	.232	31-20	82	6	19	6	0	1	13	28	.341	3	0	18	3	.256	1	1	0-0	107	4	3	.974
2 Nathan Chrismon	.161	42-6	31	11	5	0	0	0	3	5	.161	5	0	6	2	.263	2	1	8-8	10	28	1	.974
21 Nick Delisi	.333	4-0	3	0	1	0	0	0	0	1	.333	0	0	0	0	.333	0	0	0-0	8	0	0	1.000
0 Cam Murphy	.200	11-0	5	3	1	1	0	0	0	2	.400	0	0	3	0	.200	0	0	0-0	1	0	0	1.000
1 Dixon Williams	.167	17-2	12	4	2	1	0	0	0	3	.250	3	0	6	0	.333	0	0	0-0	0	4	0	1.000
5 C. Rasmussen	.111	17-1	18	4	2	0	0	0	1	2	.111	1	0	6	1	.158	0	0	1-1	2	2	0	1.000
35 Cam Burgess	.000	4-0	3	0	0	0	0	0	0	0	.000	1	0	1	0	.250	0	0	0-0	0	0	0	.000
11 Jordan Little	.000	2-0	0	0	0	0	0	0	0	0	.000	0	0	0	0	.000	0	0	0-0	0	0	0	.000
Totals	.292	66	2288	486	668	131	14	75	445	1052	.460	317	71	473	26	.390	35	3787-102	1780	514	52	.978	
Opponents	.240	66	2258	300	543	85	3	76	282	862	.382	214	63	663	22	.322	15	29	57-79	1718	596	69	.971

LOB - Team (546), Opp (499). DPs turned - Team (29), Opp (37). CI - Team (0), Opp (2). IBB - Team (5), WILCOXEN, J. 2, CUNNINGHAM 1, MOYLAN, J. 1, MAKAREWICZ 1, Opp (2). Picked off - STARLING, J. 2, MOYLAN, J. 1, MAKAREWICZ 1.

Player	ERA	W-L	APP	GS	CG	SHO	CBO	SV	IP	H	R	ER	BB	SO	2B	3B	HR	AB	B/Avg	WP	HBP	BK	SFA	SHA
46 Trey Yesavage	2.61	7-1	16	14	0	0	1	1	76.0	53	24	22	23	105	9	0	11	275	.193	9	6	0	3	3
45 Danny Beal	2.70	6-2	31	0	0	0	0	3	53.1	38	16	16	12	65	5	0	4	195	.195	4	8	0	0	1
38 Josh Grosz	3.66	4-2	16	16	1	1	0	0	76.1	59	33	31	41	79	9	0	10	274	.215	8	8	0	1	4
36 Garrett Saylor	3.83	3-0	21	7	0	0	0	0	54.0	45	24	23	8	57	6	1	7	206	.218	1	7	0	0	1
44 W. Lunsford-Shenkman	4.24	4-2	28	1	0	0	1	2	51.0	49	24	24	13	49	7	0	5	199	.246	3	1	2	0	3
55 Landon Ginn	4.67	6-1	26	0	0	0	0	2	34.2	34	19	18	11	36	2	0	8	131	.260	1	2	0	0	0
33 Carter Spivey	4.68	7-3	24	10	1	1	0	1	77.0	85	42	40	22	68	14	0	10	311	.273	7	7	0	3	5
20 Jake Hunter	4.71	4-2	22	4	0	0	0	1	42.0	35	24	22	13	51	5	0	6	156	.224	5	4	0	0	4
28 Erik Ritchie	5.01	2-2	22	0	0	0	0	0	23.1	26	14	13	17	34	4	0	1	94	.277	2	2	0	1	1
27 Zach Root	5.53	3-3	20	13	0	0	1	0	53.2	53	36	33	27	54	10	1	4	207	.256	6	8	0	2	2
40 Willie Lumpkin	5.71	0-0	15	0	0	0	0	0	17.1	15	11	11	2	16	1	0	5	63	.238	1	3	0	3	0
26 Tyler Bradt	8.10	0-1	18	0	0	0	0	1	16.2	28	15	15	10	23	7	1	3	75	.373	3	3	0	1	3
32 Jaden Winter	8.10	0-0	10	0	0	0	0	1	10.0	9	9	9	7	15	2	0	2	37	.243	0	1	0	1	0
11 Jordan Little	19.29	0-0	4	0	0	0	0	0	2.1	9	5	5	1	3	4	0	0	16	.563	1	0	0	0	0
13 Charlie Hodges	27.00	0-0	1	1	0	0	0	0	0.2	1	2	2	2	1	0	0	0	2	.500	0	1	0	0	1
Totals	4.34	47-19	66	66	2	3	1	13	593.1	543	300	286	214	663	85	3	76	2258	.240	55	63	2	15	29
Opponents	6.60	19-47	66	66	3	4	1	10	572.2	668	486	420	317	473	131	14	75	2288	.292	55	71	4	35	37

PB - Team (9), WILCOXEN, J. 7, MCCRYSTAL 2, Opp (8). Pickoffs - Team (10), ROOT, Z. 3, SHENKMAN 2, GINN, L. 2, RITCHIE, E. 1, YESAVAGE, T. 1, WILCOXEN, J. 1, Opp (4). SBA/ATT - WILCOXEN, J. (43-62), MCCRYSTAL (14-14), BEAL, D. (13-14), GROSZ, J. (8-13), SPIVEY, C. (9-12), ROOT, Z. (5-8), YESAVAGE, T. (5-7), GINN, L. (3-5), HUNTER, J. (2-4), SHENKMAN (4-4), BRADT, T. (2-3), WINTER, J. (2-3), RITCHIE, E. (3-3), SAYLOR, G. (1-2), BEEKER, M. (0-1).



2023 Final AAC Statistics

Player	AVG	GP-GS	AB	R	H	2B	3B	HR	RBI	TB	SLG%	BB	HBP	SO	GDP	OB%	SF	SH	SB-ATT	PO	A	E	FLD%
12 Ryley Johnson	.344	19-4	32	8	11	2	1	1	4	18	.563	3	2	6	0	.432	0	0	4-5	24	0	0	1.000
34 Justin Wilcoxon	.323	20-18	65	14	21	4	0	3	15	34	.523	9	1	13	0	.413	0	2	0-0	145	25	1	.994
99 Alec Makarewicz	.321	24-24	84	15	27	6	2	4	23	49	.583	9	2	15	3	.388	3	0	1-1	23	38	3	.953
8 Joey Berini	.321	23-22	81	13	26	2	1	1	14	33	.407	9	1	7	1	.396	0	1	0-0	17	38	2	.965
10 Jacob Starling	.310	23-22	84	22	26	4	0	4	15	42	.500	14	5	18	0	.437	0	1	5-5	27	36	5	.926
25 Luke Nowak	.304	24-22	79	19	24	4	2	0	20	32	.405	8	0	17	0	.364	1	2	5-6	15	0	0	1.000
17 C. Cunningham	.289	24-21	76	20	22	4	0	2	14	32	.421	11	3	17	1	.383	4	3	2-2	62	0	0	1.000
66 Josh Moylan	.286	24-24	91	22	26	7	1	9	30	62	.681	15	6	26	1	.416	1	0	1-1	171	5	1	.994
3 J. Jenkins-Cowart	.275	20-20	69	10	19	3	1	1	12	27	.391	6	2	8	1	.338	3	0	1-1	16	0	0	1.000
4 Lane Hoover	.259	23-21	81	24	21	3	0	0	7	24	.296	13	2	10	0	.371	1	2	6-7	54	0	0	1.000
9 Ryan McCrystal	.200	14-10	40	2	8	4	0	0	2	12	.300	1	0	12	2	.220	0	0	0-0	59	1	3	.952
6 Cam Clonch	.333	12-4	18	4	6	1	0	2	7	13	.722	3	0	3	0	.429	0	1	0-0	3	1	0	1.000
2 Nathan Chrismon	.000	15-2	12	2	0	0	0	0	1	0	.000	1	0	3	2	.077	0	0	2-2	5	13	1	.947
1 Dixon Williams	.000	4-1	5	1	0	0	0	0	0	0	.000	1	0	3	0	.167	0	0	0-0	0	1	0	1.000
5 Connor Rasmussen	.000	2-1	2	0	0	0	0	0	0	0	.000	0	0	1	0	.000	0	0	0-0	1	1	0	1.000
11 Jordan Little	.000	2-0	0	0	0	0	0	0	0	0	.000	0	0	0	0	.000	0	0	0-0	0	0	0	.000
Totals	.289	24	819	176	237	44	8	27	164	378	.462	103	24	159	11	.380	13	12	27-30	630	184	20	.976
Opponents	.251	24	814	117	204	33	2	39	113	358	.440	70	21	215	5	.324	5	5	29-39	617	235	27	.969

LOB - Team (178), Opp (168). DPs turned - Team (6), Opp (16). IBB - Team (2), MOYLAN, J. 1, MAKAREWICZ 1. Picked off - MAKAREWICZ 1.

Player	ERA	W-L	APP	GS	CG	SHO	CBO	SV	IP	H	R	ER	BB	SO	2B	3B	HR	AB	B/Avg	WP	HBP	BK	SFA	SHA
28 Erik Ritchie	2.25	0-0	7	0	0	0	0	0	4.0	6	1	1	3	3	3	0	0	18	.333	0	0	0	0	0
45 Danny Beal	2.31	4-0	12	0	0	0	0	2	23.1	17	6	6	4	25	2	0	1	85	.200	0	5	0	0	0
55 Landon Ginn	2.95	4-0	11	0	0	0	0	0	18.1	17	6	6	4	20	1	0	5	68	.250	0	0	0	0	0
44 W. Lunsford-Shenkman	3.94	1-1	9	0	0	0	0	0	16.0	14	7	7	5	13	3	0	2	60	.233	1	0	0	0	2
20 Jake Hunter	3.97	2-0	6	0	0	0	0	1	11.1	9	6	5	2	14	1	0	3	42	.214	1	1	0	0	0
33 Carter Spivey	4.38	4-1	8	5	1	1	0	0	37.0	40	18	18	6	30	7	0	5	147	.272	2	2	0	2	2
46 Trey Yesavage	4.39	2-1	7	7	0	0	0	0	26.2	21	13	13	11	36	2	0	7	100	.210	3	2	0	1	0
38 Josh Grosz	5.14	0-2	8	8	0	0	0	0	35.0	31	22	20	17	35	4	0	7	134	.231	3	5	0	0	1
36 Garrett Saylor	5.40	1-0	5	0	0	0	0	0	10.0	11	6	6	2	8	2	0	2	41	.268	1	1	0	0	0
40 Willie Lumpkin	5.79	0-0	6	0	0	0	0	0	9.1	8	6	6	0	9	0	0	3	35	.229	0	3	0	1	0
27 Zach Root	8.03	0-0	5	4	0	0	0	0	12.1	14	11	11	10	14	2	1	2	50	.280	2	2	0	1	0
26 Tyler Bradt	14.40	0-1	6	0	0	0	0	0	5.0	11	8	8	2	7	3	1	2	25	.440	0	0	0	0	0
32 Jaden Winter	33.75	0-0	2	0	0	0	0	0	1.1	3	5	5	4	1	1	0	0	6	.500	0	0	0	0	0
11 Jordan Little	54.00	0-0	1	0	0	0	0	0	0.1	2	2	2	0	0	2	0	0	3	.667	0	0	0	0	0
Totals	4.89	18-6	24	24	1	1	0	3	210.0	204	117	114	70	215	33	2	39	814	.251	13	21	0	5	5
Opponents	6.65	6-18	24	24	3	3	0	2	205.2	237	176	151	103	159	44	8	27	819	.289	21	24	0	13	12

PB - Team (2), WILCOXEN, J. 2, Opp (3). Pickoffs - Team (4), GINN, L. 2, SHENKMAN 1, ROOT, Z. 1, Opp (1). SBA/ATT - WILCOXEN, J. (21-30), MCCRYSTAL (8-8), GROSZ, J. (5-7), BEAL, D. (7-7), SPIVEY, C. (4-6), YESAVAGE, T. (3-5), WINTER, J. (2-3), SHENKMAN (2-2), GINN, L. (1-2), SAYLOR, G. (1-2), ROOT, Z. (2-2), RITCHIE, E. (1-1), HUNTER, J. (1-1), BRADT, T. (0-1).



2023 Fielding Statistics

Player	C	PO	A	E	FLD%	DPs	SBA	CSB	SBA%	PB	CI
12 Ryley Johnson	85	85	0	0	1.000	0	0	0	.000	0	0
6 Cam Clonch	39	36	3	0	1.000	1	0	0	.000	0	0
55 Landon Ginn	8	4	4	0	1.000	0	3	2	.600	0	0
21 Nick Delisi	8	8	0	0	1.000	0	0	0	.000	0	0
36 Garrett Saylor	8	3	5	0	1.000	0	1	1	.500	0	0
28 Erik Ritchie	6	2	4	0	1.000	1	3	0	1.000	0	0
5 Connor Rasmussen	4	2	2	0	1.000	0	0	0	.000	0	0
1 Dixon Williams	4	0	4	0	1.000	0	0	0	.000	0	0
20 Jake Hunter	4	2	2	0	1.000	0	2	2	.500	0	0
26 Tyler Bradt	3	1	2	0	1.000	0	2	1	.667	0	0
40 Willie Lumpkin	2	0	2	0	1.000	0	0	0	.000	0	0
32 Jaden Winter	1	1	0	0	1.000	0	2	1	.667	0	0
0 Cam Murphy	1	1	0	0	1.000	0	0	0	.000	0	0
13 Charlie Hodges	1	0	1	0	1.000	0	0	0	.000	0	0
34 Justin Wilcoxon	580	523	53	4	.993	1	43	19	.694	7	0
17 Carter Cunningham	129	128	0	1	.992	0	0	0	.000	0	0
4 Lane Hoover	120	118	1	1	.992	0	0	0	.000	0	0
66 Josh Moylan	478	450	23	5	.990	25	0	0	.000	0	0
3 J. Jenkins-Cowart	68	65	2	1	.985	0	0	0	.000	0	0
2 Nathan Chrismon	39	10	28	1	.974	3	0	0	.000	0	0
9 Ryan McCrystal	114	107	4	3	.974	0	14	0	1.000	2	0
10 Jacob Starling	195	67	121	7	.964	20	0	0	.000	0	0
99 Alec Makarewicz	163	56	101	6	.963	8	0	0	.000	0	0
38 Josh Grosz	22	7	14	1	.955	0	8	5	.615	0	0
8 Joey Berini	180	65	106	9	.950	16	0	0	.000	0	0
25 Luke Nowak	30	28	0	2	.933	0	0	0	.000	0	0
44 W. Lunsford-Shenkman	12	3	8	1	.917	0	4	0	1.000	0	0
27 Zach Root	10	1	8	1	.900	1	5	3	.625	0	0
46 Trey Yesavage	14	2	9	3	.786	0	5	2	.714	0	0
33 Carter Spivey	13	4	6	3	.769	0	9	3	.750	0	0
45 Danny Beal	5	1	1	3	.400	0	13	1	.929	0	0
19 Merritt Beeker	0	0	0	0	.000	0	0	1	.000	0	0
11 Jordan Little	0	0	0	0	.000	0	0	0	.000	0	0
35 Cam Burgess	0	0	0	0	.000	0	0	0	.000	0	0
Totals	2346	1780	514	52	.978	29	57	22	.722	9	0
Opponents	2383	1718	596	69	.971	37	87	15	.853	8	2

WIN-LOSS SUMMARY

Total	47-19
Conference	18-6
Non-Conference	29-13
Home	29-5
Away	12-11
Neutral	6-3
Day	31-11
Night	16-8
vs. Left	16-7
vs. Right	31-12
1-Run Games	10-9
2-Run Games	2-2
5+Run Games	24-7
Extra Innings	5-3
Shutouts	3-4
Scoring 0-2 Runs	0-8
Scoring 3-5 Runs	9-8
Scoring 6-9 Runs	18-1
Scoring 10+ Runs	20-2
Opponent 0-2 Runs	16-3
Opponent 3-5 Runs	23-3
Opponent 6-9 Runs	7-11
Opponent 10+ Runs	1-2
Scored in 1st Inning	20-5
Scores First	31-2
Opponent Scores First	16-17
After 6 Leading	36-2
After 6 Trailing	7-14
After 6 Tied	4-3
After 7 Leading	36-2
After 7 Trailing	6-15
After 7 Tied	2-2
After 8 Leading	38-3
After 8 Trailing	3-15
After 8 Tied	2-1
Hit 0 Home Runs	14-14
Hit 1 Home Run	13-3
Hit 2+ Home Runs	20-2
Opponent 0 Home Runs	14-5
Opponent 1 Home Run	22-6
Opponent 2+ Home Runs	11-8
Made 0 Errors	19-8
Made 1 Error	22-7
Made 2+ Errors	6-4
Opp. made 0 Errors	16-9
Opp. made 1 Error	13-8
Opp. made 2+ Errors	18-2
Out-Hit Opponent	37-3
Out-hit by opponent	7-14
Hits Were Tied	3-2

INNING-BY-INNING SUMMARY

	1	2	3	4	5	6	7	8	9	EX	Total
East Carolina	48	47	32	61	69	66	62	76	16	9	486
Opponents	25	27	43	24	44	39	38	22	35	3	300

RECORD WHEN TEAM SCORES:

Runs	0	1	2	3	4	5	6	7	8	9	10+
W-L	0-4	0-3	0-1	3-3	2-3	4-2	6-1	4-0	4-0	4-0	20-2

RECORD WHEN OPPONENT SCORES:

Runs	0	1	2	3	4	5	6	7	8	9	10+
W-L	3-0	7-0	6-3	9-1	4-0	10-2	3-2	3-1	0-6	1-2	1-2

RECORD WHEN LEADING AFTER:

Inn.	1	2	3	4	5	6	7	8
W-L	20-2	25-2	24-2	29-5	32-5	36-2	36-2	38-3

RECORD WHEN TRAILING AFTER:

Inn.	1	2	3	4	5	6	7	8
W-L	5-6	7-10	11-12	7-11	8-13	7-14	6-15	3-15

RECORD WHEN TIED AFTER:

Inn.	1	2	3	4	5	6	7	8
W-L	22-11	15-7	12-5	11-3	7-1	4-3	2-2	2-1

GENERAL SUMMARY

Current Losing Streak:

1

Longest Winning Streak:

9

Longest Losing Streak:

4

Home Attendance:

149,652

(34 dates avg. = 4,402)

Away Attendance:

56,670

(31 dates avg. = 1,828)

Total Attendance:

206,322

(65 dates avg. = 3,174)



2023 Game Highs

TEAM

Batting

At-Bats:	50	vs. UCF (5/26/23)
Runs Scored:	23	vs. George Washington (2/19/23)
Hits:	20	vs. George Washington (2/19/23)
RBI:	21	vs. George Washington (2/19/23)
Doubles:	5	Twice, Last vs. Oklahoma (6/2/23)
Triples:	3	at Cincinnati (5/5/23)
Home Runs:	6	vs. NC State (4/4/23)
Total Bases:	39	vs. George Washington (2/19/23)
Walks:	15	vs. Liberty (3/11/23)
Strikeouts:	15	vs. UCF (4/7/23)
Sacrifice Hits:	3	4 Times, Last vs. South Florida (5/23/23)
Sacrifice Flies:	3	vs. George Washington (2/19/23)
Stolen Bases:	7	at Elon (3/8/23)
Hit by Pitch:	3	5 Times, Last vs. UCF (4/7/23)
Caught Stealing:	3	vs. Long Beach State (3/4/23)
Runners LOB:	22	vs. UCF (4/7/23)
Hit into DP:	3	3 at Duke (2/28/23)

Fielding

Putouts:	39	Twice, Last at Old Dominion (5/10/23)
Assists:	16	at Campbell (2/21/23)
Errors:	3	3 Times, Last at Houston (4/1/23)
Passed Balls:	2	vs. Oklahoma (6/2/23)
DPs Turned:	2	4 Times, Last vs. Oklahoma (6/4/23)

Pitching

Innings Pitched:	13.0	Twice, Last at Old Dominion (5/10/23)
Runs Allowed:	14	vs. Campbell (5/16/23)
Earned Runs:	14	vs. Campbell (5/16/23)
Walks Allowed:	8	Twice, Last vs. Missouri State (3/19/23)
Strikeouts:	19	vs. Liberty (3/11/23)
Hits Allowed:	19	vs. South Florida (5/23/23)
Doubles Allowed:	6	vs. North Carolina (2/24/23)
Triples Allowed:	1	Three Times, Last at Cincinnati (5/5/23)
Homers Allowed:	4	Twice, Last vs. Tulane (4/28/23)
Wild Pitches:	4	vs. Missouri State (3/19/23)
Hit Batters:	6	at Campbell (2/21/23)

INDIVIDUAL

Batting

At-Bats:	7	(Four Times)
Runs Scored:	4	(Four Times)
Hits:	4	(Five Times)
RBI:	6	Jacob Starling vs. Indiana (3/3/23)
Doubles:	2	(Six Times)
Triples:	2	Luke Nowak at Cincinnati (5/5/23)
Home Runs:	3	Jacob Jenkins-Cowart vs. NC State (4/4/23)
Total Bases:	12	Jacob Jenkins-Cowart vs. NC State (4/4/23)
Walks:	5	Luke Nowak vs. Liberty (3/11/23)
Strikeouts:	4	Justin Wilcoxon at Campbell (2/21/23)
	4	Justin Wilcoxon at Old Dominion (5/10/23)
Sac Hits:	2	Ryley Johnson vs. Liberty (3/10/23)
	2	Joey Berini vs. South Florida (5/23/23)
Sac Flies:	1	(35 Times)
Stolen Bases:	3	(Four Times)
Hit by Pitch:	2	Lane Hoover vs. G. Washington (2/18/23)
	2	Jacob Starling vs. UCF (4/7/23)
	2	Josh Moylan vs. Campbell (5/16/23)
Caught Stealing:	1	(15 Times)
Runners LOB:	7	Luke Nowak at Old Dominion (5/10/23)

Fielding

Putouts:	17	Justin Wilcoxon at Old Dominion (5/10/23)
Assists:	8	Joey Berini at Queens (3/7/23)
Errors:	2	Ryan McCrystal at Houston (3/31/23)
	2	Jacob Starling at South Florida (5/20/23)
	2	Josh Moylan vs. South Florida (5/27/23)
Passed Balls:	1	(Nine Times)

Pitching

Innings Pitched:	8.0	Josh Grosz vs. George Mason (3/26/23)
	8.0	Garrett Saylor vs. South Florida (5/27/23)
Runs Allowed:	7	W. Lunsford-Shenkman vs. South Florida (5/27/23)
Earned Runs:	7	W. Lunsford-Shenkman vs. South Florida (5/27/23)
Walks Allowed:	5	Josh Grosz vs. Missouri State (3/19/23)
Strikeouts:	13	Trey Yesavage at Houston (3/31/23)
Hits Allowed:	11	Carter Spivey at Wichita State (4/22/23)
Doubles Allowed:	3	Trey Yesavage vs. Liberty (3/10/23)
Triples Allowed:	1	Garrett Saylor at Queens (3/7/23)
	1	Tyler Bradt vs. Tulane (4/29/23)
	1	Zach Root at Cincinnati (5/5/23)
Homers Allowed:	3	Trey Yesavage vs. UCF (4/6/23)
Wild Pitches:	2	(Six Times)
Hit Batters:	2	(Eight Times)



Team Records

Games		
1.	67	2022
2.	66	2023
	66	2009
3.	65	2019
4.	64	2004
	64	2002
	64	2000
7.	63	2008
	63	2007
9.	62	2016
	62	2015
	62	2011
	62	2003
	62	1999

Wins		
1.	51	2004
2.	47	2023
	47	2019
	47	2001
	47	1990
5.	46	2022
	46	2009
	46	2000
	46	1999
9.	44	2021
	44	2018

Losses		
1.	29	1998
2.	28	2017
3.	27	2010
	27	2003
	27	1997
6.	26	2014
	26	2013
	26	2006
	26	2005
	26	1995

Best Win Percentage		
1.	.850	1938 17-3
2.	.846	1961 22-4
3.	.842	1959 16-3
4.	.839	1992 47-9
5.	.828	1967 23-6
6.	.800	1986 40-10
	.800	1980 28-7
	.800	1955 20-5
9.	.797	2004 51-13
10.	.783	2001 47-13
	.783	1956 18-5

Win Streak		
1.	20	2022
2.	19	2004
3.	15	1989
	15	1986
5.	14	2007
	14	1977
7.	13	2008
	13	2001
	13	1994
10.	11	2001
	11	1999
	11	1995
	11	1980

Hitting

At-Bats		
1.	2,407	2009
2.	2,288	2023
3.	2,277	2004
4.	2,264	2022
5.	2,216	2008
6.	2,190	2000
7.	2,185	2019
8.	2,179	2005
9.	2,164	1999
10.	2,161	2001

Hits		
1.	814	2009
2.	725	2004
3.	704	1999
4.	702	2008
5.	700	2001
6.	668	2023
7.	666	2005
8.	653	2000
9.	648	2010
10.	644	2022

Runs		
1.	565	2009
2.	516	1999
3.	513	2004
4.	498	2008
5.	486	2023
6.	473	2001
7.	453	2010
	453	1990
9.	440	2022
10.	435	2019

Doubles		
1.	154	2009
2.	153	2004
3.	148	1999
4.	134	2001
5.	130	2000
6.	131	2023
7.	124	2010
	124	2005
9.	112	2019
	112	2008
	112	2007

Triples		
1.	20	2005
	20	1995
3.	18	1992
	18	1990
5.	17	1982
6.	16	1991
	16	1978
8.	15	1996
	15	1993
10.	14	2023
	14	2007

Home Runs		
1.	108	2009
2.	100	2004
3.	89	2008
4.	85	2001
5.	81	2010
6.	79	1999
	79	1998
8.	77	2022
9.	76	2021
10.	75	2023
	75	1990

Runs Batted In		
1.	523	2009
2.	480	2004
3.	464	2008
4.	453	1999
5.	445	2023
6.	430	2001
7.	416	2010
8.	402	2019
9.	397	2000
10.	394	1990

Total Bases		
1.	1,310	2009
2.	1,200	2004
3.	1,111	2001
	1,111	1999
5.	1,105	2008
6.	1,052	2023
7.	1,025	2010
8.	1,013	2005
9.	1,010	2022
10.	1,007	2000

Batting Average		
1.	.339	2009
2.	.325	1999
	.325	1990
4.	.324	2001
5.	.318	2004
6.	.317	2008
	.317	1961
8.	.315	2010
9.	.308	1987
10.	.307	1985
	.307	1980

Slugging Percentage		
1.	.546	2009
2.	.534	1990
3.	.527	2004
4.	.514	2001
5.	.513	1999
6.	.499	2008
7.	.498	2010
8.	.485	1986
9.	.482	1985
10.	.479	1998

On-Base Percentage		
1.	.423	1987
2.	.418	1990
3.	.415	2009
	.415	1999
5.	.408	2008
6.	.406	2010
7.	.405	1988
8.	.401	2001
	.401	1985
10.	.398	1986
	.398	2004

Stolen Bases		
1.	116	1990
2.	101	2008
3.	94	2001
4.	93	1994
5.	91	2002
6.	89	1977
7.	87	2023
	87	1989
9.	85	2007
	85	2004

Stolen Base Percentage		
1.	1.000 (38-38)	1974
2.	.919 (34-37)	1981
3.	.853 (87-102)	2023
4.	.837 (36-43)	1975
5.	.830 (39-47)	1987
6.	.817 (89-109)	1977
7.	.813 (26-32)	1983
8.	.806 (87-108)	1989
9.	.804 (74-92)	1999
10.	.802 (101-126)	2008
	.802 (85-106)	2004

Walks		
1.	317	2023
2.	307	2008
3.	299	2000
4.	293	1999
5.	282	1990
6.	279	2019
7.	272	2021
8.	270	2010
9.	266	2022
10.	265	2018
	265	1988

Strikeouts		
1.	498	2022
2.	473	2023
3.	459	2009
4.	448	2019
5.	433	2017
6.	430	2021
7.	414	1997
8.	408	2003
9.	407	2004
10.	404	2010



Team Records

Total Sacrifices

1.	96	2019
2.	87	2022
	87	1985
4.	80	2018
	80	2015
6.	76	2002
7.	74	2014
	74	2011
9.	73	2012
	73	2007

Hit By Pitch

1.	80	2019
2.	79	2016
3.	73	2009
4.	71	2023
5.	68	2010
6.	67	2017
	67	2015
8.	63	2018
9.	61	2004
10.	59	2002
	59	1999

Pitching

Saves

1.	27	2022
2.	25	2000
3.	20	2012
4.	19	2021
5.	18	2002
6.	17	2018
	17	2016
	17	2015
9.	16	2004
10.	15	2019
	15	2013
	15	2007

Complete Games

1.	26	1986
	26	1982
3.	22	1993
	22	1981
5.	21	1977
6.	20	1984
7.	19	1985
	19	1980
9.	17	1989
	17	1974

Earned Run Average

1.	1.12	1978
2.	1.83	1974
3.	1.93	1967
4.	1.95	1976
5.	2.00	1970
6.	2.14	1973
7.	2.36	1972
8.	2.47	1979
	2.47	1968
10.	2.48	1965

Opponent Batting Average

1.	.201	1995
2.	.220	1989
	.220	1982
4.	.222	1979
5.	.233	1981
6.	.238	2014
7.	.239	2021
	.239	2011
9.	.240	2023
10.	.246	1993
	.246	1990

Innings Pitched

1.	597.1	2022
2.	593.1	2023
3.	581.0	2009
4.	577.2	2019
5.	568.2	2000
6.	566.1	2003
7.	566.0	2002
8.	565.0	2008
9.	564.0	2004
10.	562.0	2011

Strikeouts

1.	663	2023
2.	647	2022
3.	626	2021
4.	595	2019
5.	513	2009
6.	487	2010
7.	481	2018
	481	2011
	481	2008
	481	2004

Shutouts

1.	9	2011
	9	2004
	9	1966
4.	8	1993
	8	1990
	8	1967
7.	7	2002
	7	1989
9.	6	2018
	6	2017
	6	2006
	6	2005
	6	1986
	6	1972
	6	1970

Strikeouts (Per 9 Innings)

1.	10.50	2021
2.	10.05	2023
3.	9.70	2022
4.	9.27	2019
5.	8.49	2010
6.	7.95	2009
7.	7.88	2018
8.	7.80	2017
9.	7.77	1994
10.	7.73	1995

Walks

1.	233	2007
2.	228	2008
3.	222	2013
4.	217	2022
5.	214	2023
6.	213	2019
7.	212	2009
8.	211	2005
9.	210	2021
10.	206	2016

Hit Batters

1.	95	2013
2.	77	2016
3.	71	2015
4.	70	2017
5.	69	2021
6.	68	2014
7.	65	2002
8.	63	2023
	63	2008
10.	62	2012

Wild Pitches

1.	55	2023
	55	1995
3.	54	2021
4.	53	2018
	53	2016
6.	49	1999
7.	47	2022
	47	2019
9.	46	1997
10.	44	2013
	44	2006

Balks

1.	16	1990
2.	12	2003
3.	10	2007
4.	8	2017
	8	2012
	8	2011
	8	2006
	8	1998
9.	7	2018
	7	2008
	7	2005
	7	2004
	7	2002

Fielding

Best Fielding Percentage

1.	.985	1973
2.	.984	2022
3.	.978	2023
	.978	2021
	.978	2018
6.	.977	2019
7.	.975	2017
	.975	2004
9.	.974	2013
10.	.972	2012
	.972	2005
	.972	2003

Double Plays

1.	68	2002
2.	62	2007
	62	2000
4.	61	2001
5.	60	2006
	60	2005
	60	1970
8.	59	2015
	59	2004
10.	57	2013
	57	2003



Season Individual Hitting Records

Games

1.	67	Zach Agnos	2022
	67	Lane Hoover	2022
	67	Alec Makarewicz	2022
	67	Bryson Worrell	2022
5.	66	Alec Makarewicz	2023
	66	Stephen Batts	2009
	66	Dustin Harrington	2009
	66	Kyle Roller	2009
	66	Drew Schieber	2009
	66	Ryan Wood	2009

At-Bats

1.	279	Trent Whitehead	2009
2.	273	Stephen Batts	2009
3.	267	Zach Agnos	2022
	267	Jamie Paige	2004
5.	264	Ryan Wood	2009
6.	263	Bryson Worrell	2022
7.	261	Dustin Harrington	2009
8.	257	Drew Schieber	2009
9.	256	Kyle Roller	2009
	256	Trevor Lawhorn	2004

Runs

1.	87	Ryan Wood	2009
2.	78	Trent Whitehead	2009
3.	71	Stephen Batts	2009
4.	70	Ryan Wood	2008
	70	Steve Salargo	1999
6.	67	Jamie Paige	2004
7.	66	Ryan Jones	2004
8.	65	Stephen Batts	2008
9.	64	Thomas Francisco	2021
	64	Connor Norby	2021

Hits

1.	105	Trent Whitehead	2009
2.	104	Darryl Lawhorn	2002
3.	102	Connor Norby	2021
4.	100	Ryan Wood	2009
5.	98	Pat Watkins	1993
6.	97	Jamie Paige	2004
	97	Steve Salargo	1999
8.	96	Stephen Batts	2009
9.	95	Ryan Norwood	2004
10.	91	Alec Burleson	2019

Batting Average (min. 100 AB)

1.	.445	Pat Watkins	1993
2.	.432	Winfred Johnson	1985
3.	.416	Darryl Lawhorn	2002
4.	.415	Connor Norby	2021
5.	.413	John Adams	1990
6.	.406	Bryant Packard	2018
7.	.405	Chris Bradberry	1985
8.	.400	Ryan Jones	2004
9.	.398	Steve Salargo	1999
10.	.389	Winfred Johnson	1986

Runs Batted In

1.	77	Steve Salargo	1999
2.	75	Kyle Roller	2009
	75	Winfred Johnson	1985
4.	72	Corey Kemp	2008
	72	Winfred Johnson	1986
6.	70	Josh Moylan	2023
7.	69	Ryan Jones	2004
8.	68	Darryl Lawhorn	2002
9.	66	Trevor Lawhorn	2004
10.	65	J. Jenkins-Cowart	2022
	65	Jake Smith	2006
	65	John Williamson	1999

Doubles

1.	34	Ryan Norwood	2004
2.	26	Ryan Jones	2004
3.	24	Trent Whitehead	2009
4.	23	Alec Burleson	2019
5.	22	Ryan Wood	2009
	22	Bryant Ward	2001
	22	John Williamson	2001
8.	21	Stephen Batts	2009
9.	20	Josh Moylan	2023

20 Justin Wilcoxon 2023

20	Lee Delfino	2000
20	Bryant Ward	2000
20	Steve Salargo	1999
20	Nick Schnabel	1999
20	Winfred Johnson	1986

Triples

1.	6	Dave Leisten	1992
	6	Butch Davis	1980
3.	5	Floyd Wicker	1961
4.	4	17 Players Tied	

Home Runs

1.	22	Winfred Johnson	1985
2.	21	Trevor Lawhorn	2004
3.	20	Bryson Worrell	2022
	20	Tim Flaherty	1997
5.	19	Ryan Jones	2004
	19	Darryl Lawhorn	2002
	19	Pat Watkins	1993
	19	Winfred Johnson	1986
9.	18	Corey Kemp	2008
	18	Winfred Johnson	1984

Total Bases

1.	179	Darryl Lawhorn	2002
2.	177	Ryan Jones	2004
3.	173	Ryan Norwood	2004
4.	168	Pat Watkins	1993
5.	167	Steve Salargo	1999
6.	166	Bryson Worrell	2022
	166	Ryan Wood	2009
8.	162	Connor Norby	2021
9.	156	Trevor Lawhorn	2004
10.	155	John Williamson	1999

Walks

1.	61	Kyle Roller	2010
2.	52	James Molinari	2000
	52	Eddie Gates	1978
4.	50	Ryan Wood	2009
5.	48	Stephen Batts	2008
6.	45	Spencer Brickhouse	2019
	45	Harrison Eldridge	2008
	45	Ryan Wood	2008
	45	James Molinari	1999
10.44	Jacob Starling	2023	
	44	John Williamson	2001

Hit By Pitch

1.	24	Kyle Roller	2009
2.	22	Kyle Roller	2010
3.	14	D. Williams-Sutton	2018
4.	13	Turner Brown	2019
	13	Brady Lloyd	2019
	13	Eric Tyler	2015
7.	12	Josh Moylan	2023
	12	Ben Newton	2022
	12	Charlie Yorgen	2017
	12	Bryce Harman	2016
	12	Bryce Harman	2015
	12	Kyle Roller	2008

Strikeouts

1.	70	Alec Makarewicz	2022
2.	67	Ryan Massimo	1997
3.	66	Zach Agnos	2022
4.	65	Josh Moylan	2023
	65	Devin Harris	2009
6.	60	Tim Flaherty	1996
7.	59	Zach Wright	2011
8.	58	Luke Lowery	2015
	58	Bryce Harman	2014
10.	57	Bryson Worrell	2022
	57	Spencer Brickhouse	2017
	57	Devin Harris	2010

Stolen Bases

1.	43	Jamie Borel	1994
2.	32	Harrison Eldridge	2008
3.	30	John Gast	1990
4.	29	Pat Watkins	1993
5.	26	James Molinari	1999
	26	Antaine Jones	1997
	26	Jamie Borel	1993
8.	24	John Thomas	1989
9.	23	Randy Rigsby	1998
	23	David Ritchie	1988



Career Individual Hitting Records

Games

1.	243	Lane Hoover	2019-23
2.	241	Harrison Eldridge	2005-08
3.	238	Stephen Batts	2005-09
	238	John Williamson	1998-01
5.	237	Ryan Wood	2006-09
6.	236	Trent Whitehead	2008-11
7.	235	Turner Brown	2016-19
8.	234	Travis Watkins	2013-17
9.	225	Charlie Yorgen	2014-17
10.	223	Bryson Worrell	2018-22
	223	Kyle Roller	2007-10
	223	Steve Salargo	1996-99

Games Started

1.	236	John Williamson	1998-01
2.	231	Turner Brown	2016-19
3.	228	Harrison Eldridge	2005-08
4.	226	Ryan Wood	2006-09
5.	225	Charlie Yorgen	2014-17
6.	224	Stephen Batts	2005-09
7.	223	Steve Salargo	1996-99
8.	222	Travis Watkins	2013-17
9.	216	Lane Hoover	2019-23
10.	211	Randy Rigsby	1995-98

At-Bats

1.	901	John Williamson	1998-01
2.	874	Harrison Eldridge	2005-08
3.	870	Stephen Batts	2005-09
4.	869	Ryan Wood	2006-09
5.	862	Steve Salargo	1996-99
6.	858	Trent Whitehead	2008-11
7.	848	Charlie Yorgen	2014-17
8.	822	Travis Watkins	2013-17
9.	803	Turner Brown	2016-19
10.	802	Lane Hoover	2019-23

Runs

1.	225	Ryan Wood	2006-09
2.	213	John Williamson	1998-01
3.	205	Stephen Batts	2005-09
4.	198	Steve Salargo	1996-99
5.	196	Trent Whitehead	2008-11
6.	190	Harrison Eldridge	2005-08
7.	186	Lane Hoover	2019-23
8.	181	Kyle Roller	2007-10
9.	173	Randy Rigsby	1995-98
10.	167	Ryan Jones	2001-04

Hits

1.	301	Steve Salargo	1996-99
2.	294	John Williamson	1996-01
3.	293	Stephen Batts	2005-09
4.	290	Trent Whitehead	2008-11
5.	285	Ryan Wood	2006-09
6.	284	Harrison Eldridge	2005-08
7.	259	Travis Watkins	2013-17
8.	252	Lane Hoover	2019-23
9.	249	Chad Tracy	1999-01
10.	247	Charlie Yorgen	2014-17

Batting Average (min. 400 AB)

1.	.369	Winfred Johnson	1983-86
2.	.364	Chris Bradberry	1984-86
3.	.359	Bryant Packard	2017-19
4.	.353	John Adams	1987-90
	.353	Darryl Lawhorn	2002-04
6.	.352	Pat Watkins	1991-93
7.	.349	Steve Salargo	1996-99
8.	.343	Trent Whitehead	2008-11
9.	.342	Corey Thompson	2009-12
	.342	Lamont Edwards	1993-96

Runs Batted In

1.	221	Winfred Johnson	1983-86
2.	206	John Williamson	1998-01
3.	203	Kyle Roller	2007-10
4.	189	Steve Salargo	1996-99
5.	179	Stephen Batts	2005-09
6.	172	Calvin Brown	1987-90
7.	162	Darryl Lawhorn	2002-04
8.	157	Jay McGraw	1985-88
9.	156	Brandon Henderson	2006-09
10.	155	Tommy Eason	1989-91

Doubles

1.	72	John Williamson	1998-01
2.	59	Trent Whitehead	2008-11
3.	56	Harrison Eldridge	2005-08
4.	55	Stephen Batts	2005-09
5.	54	Steve Salargo	1996-99
6.	50	Bryant Ward	1999-02
7.	49	Randy Rigsby	1995-98
	49	Jason Head	1993-96
9.	48	Ryan Wood	2006-09
	48	Chad Tracy	1999-01

Triples

1.	10	Butch Davis	1978-80
	10	Billy Best	1977-80
3.	9	Steve Salargo	1996-99
	9	Lamont Edwards	1993-96
	9	Dave Leisten	1990-92
6.	8	Ben Fultz	2011-14
	8	Jamie Ray	2005-08
	8	Antaine Jones	1996-98
	8	Heath Clark	1991-94
	8	Greg Hardison	1984-86
	8	Todd Evans	1981-84

Home Runs

1.	70	Winfred Johnson	1983-86
2.	51	Kyle Roller	2007-10
3.	47	John Williamson	1998-01
4.	43	Darryl Lawhorn	2002-04
5.	40	Bryson Worrell	2018-22
6.	39	Tommy Eason	1989-91
7.	37	Calvin Brown	1987-90
8.	35	Zach Wright	2009-12
	35	Ryan Wood	2006-09
	35	Lee Delfino	1999-01
	35	Steve Salargo	1996-99

Total Bases

1.	509	John Williamson	1998-01
2.	491	Winfred Johnson	1983-86
3.	478	Steve Salargo	1996-99
4.	455	Stephen Batts	2005-09
5.	443	Kyle Roller	2007-10
6.	442	Ryan Wood	2006-09
7.	417	Darryl Lawhorn	2002-04
8.	409	Trent Whitehead	2008-11
9.	402	Harrison Eldridge	2005-08
10.	386	Brandon Henderson	2006-09

Walks

1.	151	Ryan Wood	2006-09
2.	140	Kyle Roller	2007-10
3.	129	John Williamson	1998-01
4.	127	Harrison Eldridge	2005-08
5.	122	Lane Hoover	2019-23
	122	Stephen Batts	2005-09
7.	115	Dave Ritchie	1987-89
8.	113	Jason Head	1993-96
9.	112	John Adams	1987-90
	112	Jay McGraw	1985-88

Strikeouts

1.	189	Bryce Harman	2014-17
2.	182	Jason Head	1993-96
3.	177	Stephen Batts	2005-09
4.	172	Bryson Worrell	2018-22
5.	161	Alec Makarewicz	2020-23
6.	159	Josh Moylan	2021-23
7.	154	Zach Wright	2009-12
8.	152	Kyle Roller	2007-10
9.	147	John Williamson	1998-01
10.	145	Ryan Wood	2006-09

Stolen Bases

1.	71	Randy Rigsby	1995-98
2.	69	Jamie Borel	1993-94
3.	63	Harrison Eldridge	2005-08
4.	60	John Gast	1989-91
5.	55	Antaine Jones	1996-98
6.	53	Billy Best	1977-80
7.	51	Stephen Batts	2005-09
	51	Steve Salargo	1996-99
9.	49	John Thomas	1987-89
	49	David Ritchie	1986-89

Sacrifices

1.	56	Turner Brown	2016-19
2.	40	Charlie Yorgen	2014-17
3.	39	Ryder Giles	2019-22
4.	35	Lane Hoover	2019-23
5.	34	Jack Reinheimer	2011-13
6.	32	Kelly Robiette	1980-83
7.	31	Philip Clark	2010-13
8.	29	Ryan Wood	2006-09
9.	28	Travis Watkins	2013-17
	28	Harrison Eldridge	2005-08

Hit By Pitch

1.	60	Kyle Roller	2007-10
2.	37	Eric Tyler	2014-17
3.	36	Turner Brown	2016-19
4.	32	Charlie Yorgen	2014-17
5.	31	Bryce Harman	2014-17
6.	28	Harrison Eldridge	2005-08
7.	27	D. Williams-Sutton	2016-18
	27	Brandon Henderson	2006-09
	27	John Williamson	1998-01
10.	24	Ben Newton	2020-22



Season Individual Pitching Records

Appearances

1.	39	Garrett Saylor	2022
	39	Shane Mathews	2007
3.	36	Josh Ruhlman	2008
4.	35	Carter Spivey	2022
	35	Jason Neitz	2007
6.	34	Trey Yesavage	2022
	34	C.J. Mayhue	2021
	34	Matt Bridges	2017
	34	Sam Lanier	2016
	34	Neal Sears	2002

ERA (min. 45 IP)

1.	0.56	Ron Hastings	1970
2.	0.91	Dennis Burke	1968
3.	0.93	Tommy Toms	1973
4.	1.20	Dave LaRussa	1974
5.	1.22	Ron Hastings	1969
6.	1.24	Jerry Rawls	1965
7.	1.42	Tommy Toms	1972
8.	1.46	Dennis Burke	1966
9.	1.50	Mickey Britt	1977
10.	1.57	Brad Mincey	2011

Wins

1.	12	Sam Narron	2001
	12	Johnny Beck	1994
	12	Johnathan Jenkins	1989
	12	Jim Peterson	1986
5.	11	Jake Agnos	2019
	11	Ryan Williams	2014
	11	Lyle Hartgrove	1993
	11	Tim Langdon	1993
	11	Johnathan Jenkins	1990
	11	Winfred Johnson	1986

Innings Pitched

1.	120.2	Jim Peterson	1986
2.	116.2	Evan Kruczynski	2016
3.	113.1	Bill Wilder	1982
4.	112.2	Brook Jernigan	1997
5.	112.0	Bill Wilder	1981
6.	111.2	Mike Sanburn	1993
	111.2	Winfred Johnson	1984
8.	110.1	Johnny Beck	1993
9.	109.2	Jeff Hoffman	2013
10.	108.0	Lyle Hartgrove	1993

Winning Percentage (min. 8 decisions)

1.	1.000	Carter Spivey (8-0)	2022
	1.000	Brody Taylor (8-0)	2004
3.	.923	Sam Narron (12-1)	2001
	.923	Johnny Beck (12-1)	1994
5.	.909	G. Williams (10-1)	2021
	.909	Greg Bunn (10-1)	2004
	.909	Larry Crayton (10-1)	1961
8.	.900	Chris Holba (9-1)	2018
	.900	Jake Jacobs (9-1)	1989
	.900	Mickey Britt (9-1)	1977

Saves

1.	22	Cory Scott	2000
----	----	------------	------

2.	14	Drew Reynolds	2013
	14	Shane Mathews	2007
4.	12	Joe Ingle	2016
5.	10	Drew Reynolds	2012
	10	Kevyn Fulcher	1999
7.	9	Seth Simmons	2010
	9	Seth Simmons	2009
	9	Greg Bunn	2003
10.	8	C.J. Mayhue	2021
	8	Joe Ingle	2015
	8	Tanner Merritt	2012
	8	Will Brinson	2001

Games Started

1.	17	Jake Agnos	2019
	17	Evan Kruczynski	2016
	17	Jacob Wolfe	2016
	17	T.J. Hose	2007
	17	Dustin Sasser	2007
	17	Greg Bunn	2004
7.	16	Josh Grosz	2023
	16	Jimmy Boyd	2016
	16	Evan Kruczynski	2015
	16	Kevin Brandt	2012
	16	Mike Wright	2011
	16	Seth Maness	2009
	16	Justin Bristow	2008
	16	Dustin Sasser	2006
	16	Will Brinson	2003
	16	Davey Penny	2002
	16	Tim Langdon	1990
	16	Jim Peterson	1986
	16	Brooks Jernigan	1999

Relief Appearances

1.	39	Shane Mathews	2007
2.	37	Garrett Saylor	2022
	36	Josh Ruhlman	2008
4.	35	Jason Neitz	2007
5.	34	Trey Yesavage	2022
	34	C.J. Mayhue	2021
	34	Matt Bridges	2017
	34	Sam Lanier	2016
	34	Neal Sears	2002
10.	33	Carter Spivey	2022
	33	Ryan Ross	2018
	33	Seth Simmons	2009

Complete Games

1.	12	Jim Peterson	1986
2.	10	Jake Jacobs	1989
	10	Bill Wilder	1981
	10	Bill Wilder	1980
5.	9	Winfred Johnson	1984
	9	Vince Colbert	1968
7.	8	Six Players tied	

Shutouts

1.	5	Tom Pruitt	1955
2.	4	Bob Patterson	1982
	4	Bill Wilder	1981
	4	Ron Hastings	1969

4.	4	Jimmy Raynor	1967
	4	Jimmy Raynor	1964
7.	3	Mike Sanburn	1993
	3	Tommy Toms	1972
	3	Bill Godwin	1972
	3	Ron Hastings	1970
	3	Dennis Burke	1966

Strikeouts

1.	145	Jake Agnos	2019
2.	130	Gavin Williams	2021
3.	119	Larry Crayton	1961
4.	118	Bill Wilder	1981
5.	117	Greg Bunn	2004
6.	112	Brooks Jernigan	1997
7.	108	Garrett Saylor	2022
8.	105	Trey Yesavage	2023
	105	Brooks Jernigan	1998
	105	Hal Baird	1971
	105	Larry Crayton	1959

Walks

1.	56	Gary Smith	1987
2.	54	Patrick Dunham	1996
3.	51	Bill Wilder	1982
4.	50	Brooks Jernigan	1999
5.	48	Dustin Sasser	2007
6.	47	Parker Davis	1979
7.	45	T.J. Hose	2007
8.	44	Brooks Jernigan	1997
9.	43	Jake Agnos	2019
10.	42	David Lucroy	2013
	42	Bob Davidson	1983

Losses

1.	8	Brooks Jernigan	1997
2.	7	Jimmy Boyd	2015
	7	Jeff Hoffman	2013
	7	Kevin Brandt	2010
	7	Dustin Sasser	2006
	7	Brian Fields	1998
	7	Chad Newton	1996
	7	Bryan Smith	1996
	7	Johnny Beck	1992
	7	Mickey Britt	1979
	7	Hal Baird	1971

Hits

1.	123	Seth Maness	2010
	123	Seth Maness	2009
3.	122	Ryan Williams	2013
4.	116	Winfred Johnson	1984
5.	114	Johnny Beck	1993
6.	113	Lyle Hartgrove	1993
7.	112	Will Brinson	2003
	112	Brooks Jernigan	1997
9.	108	Gary Smith	1987
10.	107	Evan Kruczynski	2016

Runs

1.	75	Bryan Fields	1997
2.	67	Jim Peterson	1986
3.	66	Foye Minton	1999

4.	64	Gary Smith	1987
5.	63	Brooks Jernigan	1999
6.	62	Seth Maness	2009
	62	Chad Newton	1996
8.	61	Bryan Smith	1996
9.	60	Brooks Jernigan	1997
10.	58	Mike Sanburn	1994

Earned Runs

1.	62	Brian Fields	1997
2.	56	Seth Maness	2009
3.	53	Foye Minton	1999
4.	52	Jim Peterson	1986
5.	51	Brooks Jernigan	1997
6.	50	Gary Smith	1987
7.	48	Ryan Williams	2013
	48	Mike Flye	2005
	48	Will Brinson	2003
	48	Foye Minton	2000

Fewest Hits Allowed (min. 30 IP)

1.	17	31.2 IP	Joe Ingle	2015
	17	32.1 IP	Dave LaRussa	1973
3.	19	34.2 IP	Bill Wilder	1979
4.	22	38.0 IP	Russ Smith	1973
5.	24	36.2 IP	Evan Voliva	2019
	24	33.0 IP	Mike Flye	2004
	24	35.0 IP	Charlie Smith	1982
8.	25	35.0 IP	Ben Terwilliger	2022
	25	34.1 IP	Bob Feeney	1975
10.	27	38.2 IP	Jason Mills	1994
	27	35.2 IP	John White	1988
	27	34.2 IP	Johnathan Jones	1988
	27	31.0 IP	Ron Hastings	1968
	27	38.1 IP	Pete Hunter	1964

Fewest Runs Allowed (min. 30 IP)

1.	5	38.0 IP	Davis Kirkpatrick	2018
	5	31.2 IP	Joe Ingle	2015
3.	7	41.1 IP	Cory Scott	2000
	7	32.1 IP	Dave LaRussa	1973
	7	42.0 IP	Marshall Dellinger	1967
6.	9	38.1 IP	Pete Hunter	1964
7.	10	36.0 IP	Matt Bridges	2021
	10	81.0 IP	Ron Hastings	1970
	10	36.1 IP	Willie Robinson	1969
10.	11	33.1 IP	Keith Kurdewan	1976
	11	77.0 IP	Tommy Toms	1973

Fewest Earned Runs Allowed (min. 30 IP)

1.	4	38.0 IP	Davis Kirkpatrick	2018
	4	31.2 IP	Joe Ingle	2015
	4	42.0 IP	Marshall Dellinger	1967
4.	5	37.0 IP	Pete Conaty	1976
	5	81.0 IP	Ron Hastings	1970
6.	6	33.1 IP	Keith Kurdewan	1976
7.	7	41.1 IP	Cory Scott	2000
	7	32.1 IP	Dave LaRussa	1973
	7	69.1 IP	Dennis Burke	1968
10.	8	38.2 IP	Jason Mills	1994
	8	32.1 IP	Dave LaRussa	1973



Career Individual Pitching Records

Appearances

1.	117	Seth Simmons	2008-11
2.	107	Matt Bridges	2016-21
3.	100	Brad Mincey	2008-11
4.	96	Garrett Saylor	2019-23
5.	95	Sam Lanier	2016-19
	95	Neal Sears	2000-03
7.	87	Glenn Tucker	2000-03
8.	83	Carter Spivey	2020-23
9.	82	Kevin Brandt	2009-12
10.	80	Lyle Hartgrove	1991-94

ERA (min. 100 IP)

1.	1.33	Dennis Burke	1966-68
2.	1.36	Dave LaRussa	1971-74
3.	1.66	Tommy Toms	1971-73
4.	1.70	Ron Hastings	1968-71
5.	1.92	Dean Reavis	1975-76
6.	2.23	Bob Patterson	1978-82
7.	2.24	Bill Godwin	1971-74
8.	2.28	Brett Mabry	2012-14
9.	2.42	Bill Wilder	1979-82
10.	2.56	Pete Contay	1976-78

Innings Pitched

1.	411.2	Seth Maness	2008-11
2.	383.2	Johnny Beck	1991-94
3.	356.2	Winfred Johnson	1983-86
4.	355.2	Kevin Brandt	2009-12
5.	353.1	Bill Wilder	1979-82
6.	328.2	T.J. Hose	2005-08
7.	325.1	Jim Peterson	1983-87
8.	322.0	Foye Minton	1998-01
9.	319.2	Mickey Britt	1977-80
10.	314.0	Brooks Jernigan	1997-99

Wins

1.	38	Seth Maness	2008-11
2.	35	Winfred Johnson	1983-86
3.	32	Johnny Beck	1991-94
4.	29	Jim Peterson	1983-86
5.	28	Jonathan Jenkins	1987-90
	28	Mickey Britt	1977-79
7.	27	Foye Minton	1998-01
	27	Bill Wilder	1979-82
	27	Bob Patterson	1978-82
10.	26	Kevin Brandt	2009-12
	26	Sam Narron	2000-02
	26	Jake Jacobs	1986-89
	26	Larry Crayton	1959-61

Saves

1.	29	Drew Reynolds	2011-14
2.	26	Seth Simmons	2008-11
3.	23	Cory Scott	1999-00
4.	22	Joe Ingle	2015-17
5.	16	Greg Bunn	2002-04
6.	15	Shane Mathews	2004-07
7.	11	Matt Bridges	2016-21
	11	Will Brinson	2000-03
	11	Kevyn Fulcher	1996-99
10.	10	Neal Sears	2000-03

Games Started

1.	61	Seth Maness	2008-11
2.	54	Johnny Beck	1991-94
3.	52	T.J. Hose	2005-08
4.	48	Foye Minton	1998-01
5.	47	Jake Kuchmaner	2018-22
	47	Mickey Britt	1977-79
7.	46	Kevin Brandt	2009-12
	46	Jim Peterson	1983-86
	46	Winfred Johnson	1983-86
10.	43	Tyler Smith	2017-21
	43	Evan Kruczynski	2014-17
	43	Brooks Jernigan	1997-99

Relief Appearances

1.	117	Seth Simmons	2008-11
2.	106	Matt Bridges	2016-21
3.	95	Sam Lanier	2016-19
4.	86	Glenn Tucker	2000-03
5.	85	Garrett Saylor	2019-23
6.	83	Neal Sears	2000-03
7.	81	Brad Mincey	2008-11
8.	79	Joe Ingle	2015-17
9.	76	Cam Colmore	2016-21
10.	75	Jason Neitz	2003-07

Complete Games

1.	28	Bill Wilder	1979-82
2.	24	Winfred Johnson	1983-86
3.	23	Mickey Britt	1977-79
4.	20	Jim Peterson	1983-86
5.	18	Ron Hastings	1968-71
6.	16	Johnny Beck	1991-94
	16	Bill Godwin	1971-74
	16	Dennis Burke	1966-68
9.	15	Jake Jacobs	1986-89
10.	14	Lyle Hartgrove	1991-94
	14	Bob Patterson	1978-82

Shutouts

1.	9	Ron Hastings	1968-71
	9	Jimmy Raynor	1963-66
2.	8	Bill Wilder	1979-82
3.	7	Bob Patterson	1978-82
4.	6	Jake Jacobs	1986-89
	6	Dennis Burke	1966-68
6.	5	Tom Pruitt	1953-55
7.	4	Mike Sanburn	1993-94
8.	3	Six Players tied	

Strikeouts

1.	334	Seth Maness	2008-11
2.	330	Larry Crayton	1959-61
3.	319	Johnny Beck	1991-94
4.	296	Brooks Jernigan	1997-99
5.	295	Jake Agnos	2017-19
6.	281	Bill Wilder	1979-82
7.	272	Kevin Brandt	2009-12
8.	271	Bob Patterson	1978-82
9.	262	T.J. Hose	2005-08
10.	249	Davey Penny	2000-03

Walks

1.	150	Johnny Beck	1991-94
2.	140	T.J. Hose	2005-08
3.	132	Bill Wilder	1979-82
4.	120	Brooks Jernigan	1997-99
5.	114	Jim Peterson	1984-85
6.	113	Jake Agnos	2017-19
	113	Jake Jacobs	1986-89
8.	111	Kevin Brandt	2009-12
9.	107	Mickey Britt	1977-79
10.	104	John White	1988-91

Losses

1.	18	Kevin Brandt	2009-12
2.	17	T.J. Hose	2005-08
3.	16	Johnny Beck	1991-94
4.	15	Brooks Jernigan	1997-99
	15	Bill Wilder	1979-82
6.	14	Lyle Hartgrove	1991-94
7.	13	Winfred Johnson	1983-86
8.	12	Jimmy Boyd	2015-16
	12	David Lucroy	2012-15
	12	Jeff Hoffman	2012-14
	12	Kevin Brandt	2009-12
	12	Foye Minton	1998-01
	12	Jim Peterson	1983-86
	12	Ron Hastings	1968-71

Fewest Hits Allowed (min. 100 IP)

1.	70	Dennis Burke	1966-67
2.	74	Joe Ingle	2015-17
3.	77	Danny Beal	2021-Pr.
4.	79	Trey Yesavage	2022-Pr.
4.	92	Cam Colmore	2016-21
5.	97	Brett Mabry	2012-14
6.	100	Nick Durazo	2013-16
7.	101	Jimmy Raynor	1964-66
8.	105	Carter Spivey	2019-22
	105	Jonathan Jenkins	1988-90

Fewest Runs Allowed (min. 100 IP)

1.	34	Cam Colmore	2016-21
2.	38	Jimmy Raynor	1964-66
3.	39	Trey Yesavage	2022-Pr.
4.	40	Danny Beal	2021-Pr.
5.	42	Brett Mabry	2012-14
6.	43	Tommy Toms	1971-73
7.	47	Gavin Williams	2018-21
8.	48	Joe Ingle	2015-17
	48	Hal Baird	1970-71
10.	53	Sonny Robinson	1969-71

Fewest Earned Runs Allowed (min. 100 IP)

1.	22	Dennis Burke	1966-67
2.	28	Jimmy Raynor	1964-66
3.	31	Brett Mabry	2012-14
	31	Tommy Toms	1971-73
5.	35	Trey Yesavage	2022-Pr.
	35	Hal Baird	1970-71
7.	36	Bill Godwin	1971-73
8.	39	Ron Hastings	1969-71
9.	40	Danny Beal	2021-Pr.
	40	Joe Ingle	2015-17

Strikeouts Per 9 Innings (min. 100 IP)

1.	13.24	Trey Yesavage	2022-Pr.
2.	12.10	Gavin Williams	2018-21
3.	11.70	Joe Ingle	2015-17
4.	11.54	Jake Agnos	2017-19
5.	11.24	Seth Simmons	2008-11
6.	11.10	C.J. Mayhue	2020-22
7.	10.97	Garrett Saylor	2019-23
8.	10.93	Greg Bunn	2002-04
	10.93	Hal Baird	1970-71
10.	10.55	Jake Agnos	2017-19



Season Individual Fielding Records

Putouts

1.	570	Bryce Harman	2015
2.	539	Chad Tracy	2000
3.	523	Justin Wilcoxon	2023
	523	Chad Tracy	1999
5.	513	Chase McDonald	2013
	513	Ryan Norwood	2003
7.	512	Ryan Norwood	2004
8.	504	Darryl Lawhorn	2002
9.	503	Brandon Henderson	2008
10.	489	Adam Witter	2006

Assists

1.	208	Luke Cherry	2002
2.	207	Dale Mollenhauer	2006
3.	199	Lee Delfino	2000
4.	195	Nick Schnabel	2000
5.	192	Jack Reinheimer	2013
6.	187	Jack Reinheimer	2012
7.	182	Jedd Sorenson	2002
8.	179	Tim Younger	2012
9.	178	Charlie Yorgen	2015
10.	176	Bryan Bass	2013
	176	Nick Schnabel	1999

Career Individual Fielding Records

Putouts

1.	1,593	Bryce Harman	2014-17
2.	1,592	Randy Rigsby	1995-98
3.	1,571	Travis Watkins	2013-17
4.	1,211	Zach Wright	2009-12
5.	1,204	Chad Tracy	1999-01
6.	1,176	Calvin Brown	1987-90
7.	1,141	Jim Riley	1984-87
8.	1,106	Ryan Norwood	2002-04
9.	1,098	Brandon Henderson	2006-09
10.	1,093	Todd Evans	1981-84

Assists

1.	655	Ryan Wood	2006-09
2.	628	Charlie Yorgen	2014-17
3.	605	Turner Brown	2016-19
4.	549	Jack Reinheimer	2011-13
5.	542	Lee Delfino	1999-01
6.	490	Dale Mollenhauer	2005-07
	490	Mike Sorrell	1979-82
8.	417	Kelly Robinette	1980-83
9.	385	Dustin Harrington	2008-10
10.	384	Heath Clark	1991-94

Single-Game Records

Individual

At-Bats:	8	Jamie Paige vs. Cincinnati	04/17/04
Runs:	5	12 times (<i>last by Brady Lloyd</i>)	03/17/18
Hits:	7	Jamie Paige vs. Cincinnati	04/17/04
RBI:	8	Eric Tyler vs. Jacksonville	03/26/16
Doubles:	4	Jamie Paige vs. Cincinnati	04/17/04
Triples:	2	Luke Nowak at Cincinnati	05/05/23
	2	Bryson Worrell at South Florida	05/20/21
	2	Turner Brown vs. Marist	03/10/19
	2	Dwanya Williams-Sutton vs. Virginia	02/27/16
	2	Jamie Borel at William & Mary	04/18/93
Home Runs:	3	Five times (<i>last by J. Jenkins-Cowart</i>)	04/04/23
Walks:	5	Mark Shank vs. Barton College	03/06/85
	5	Luke Nowak vs. Liberty	03/11/23
Strikeouts:	5	Jake Washer at UNCW	05/09/18
Hit By Pitch:	4	Kyle Roller vs. UCF	05/14/10
Stolen Bases:	5	Antaine Jones vs. Yale	03/17/97
Errors:	5	Ryan Wood vs. Southern Miss	04/05/08
K's Pitching:	20	Hal Baird vs. George Washington	05/08/70

Team

At-Bats:	58	vs. Cincinnati	04/17/04
Runs:	32	vs. Cincinnati	04/17/04
Hits:	34	vs. Cincinnati	04/17/04
RBI:	32	vs. Cincinnati	04/17/04

Doubles:	11	vs. UAB	05/13/05
Triples:	4	vs. William & Mary	03/31/82
Home Runs:	7	Twice (<i>last vs. Western Carolina</i>)	02/09/01
Sacrifice Bunts:	7	vs. James Madison	05/17/87
Hit By Pitch:	6	vs. New York Tech	02/23/02
Stolen Bases:	8	Six times (<i>last at Tulane</i>)	03/06/18
Errors:	8	Two times (<i>last vs. Ohio State</i>)	03/05/99
K's Batting:	19	vs. Connecticut	03/31/17
	22	vs. Pembroke State (<i>14 inn.</i>)	04/24/73
K's Pitching:	20	vs. George Washington	1970
Walks Batting:	15	vs. Liberty	03/11/23
	15	vs. N.C. Central	03/23/10

Opponent

At-Bats:	57	Southern Miss (Game 1)	05/10/14
Runs:	27	George Mason	04/12/97
Hits:	23	North Carolina	04/02/84
RBI:	25	George Mason	04/12/97
Doubles:	7	James Madison	05/14/91
Triples:	3	Houston	03/22/13
Home Runs:	7	George Mason	04/12/97
Stolen Bases:	9	North Carolina Wesleyan	04/12/82
Errors:	9	FDU-Madison	03/11/88
K's Pitching:	19	Connecticut	03/31/17
Walks Batting:	21	Barton College	03/06/85



Freshman Hitting Records

Games		
1.	64	Jacob Jenkins-Cowart 2022
	64	Darryl Lawhorn 2002
3.	62	Chad Tracy 1999
4.	60	Turner Brown 2016
5.	59	Josh Moylan 2021
	59	Jack Reinheimer 2011
	59	Dustin Harrington 2008
	59	Harrison Eldridge 2005
	59	Lee Delfino 1999

At-Bats		
1.	250	Darryl Lawhorn 2002
2.	238	Chad Tracy 1999
3.	233	Jacob Jenkins-Cowart 2022
4.	222	John Wooten 2010
5.	219	Dustin Harrington 2008

Runs		
1.	61	Lee Delfino 1999
2.	56	Darryl Lawhorn 2002
3.	52	Chad Tracy 1999
4.	50	John Williamson 1998
5.	44	Jacob Jenkins-Cowart 2022

Hits		
1.	104	Darryl Lawhorn 2002
2.	83	Chad Tracy 1999
3.	77	Jacob Jenkins-Cowart 2022
4.	70	Dustin Harrington 2008
5.	69	John Wooten 2010
	69	Lee Delfino 1999

Batting Average		
1.	.416	Darryl Lawhorn 2002
2.	.360	Dwanya Williams-Sutton 2016
3.	.349	Chad Tracy 1999
4.	.340	John Williamson 1998
5.	.335	Steve Godin 1988

Runs Batted In		
1.	68	Darryl Lawhorn 2002
2.	65	Jacob Jenkins-Cowart 2022
3.	50	Lee Delfino 1999
4.	42	Dustin Harrington 2008
	42	Tommy Eason 1989
	42	John Adams 1987

Doubles		
1.	17	Chad Tracy 1999
2.	15	John Williamson 1998
3.	14	Antaine Jones 1996
4.	12	Darryl Lawhorn 2002
	12	Tommy Eason 1989
	12	Steve Godin 1988

Triples		
1.	4	Dwanya Williams-Sutton 2016
	4	Ben Fultz 2011
	4	Antaine Jones 1996
4.	3	Four Players Tied

Home Runs		
1.	19	Darryl Lawhorn 2002
2.	13	Jacob Jenkins-Cowart 2022
	13	John Williamson 1998
4.	12	Lee Delfino 1999
5.	11	Kyle Roller 2007
	11	Winfred Johnson 1983

Total Bases		
1.	179	Darryl Lawhorn 2002
2.	128	Jacob Jenkins-Cowart 2022
3.	120	John Williamson 1998
	120	Lee Delfino 1999
5.	111	Chad Tracy 1999

Stolen Bases		
1.	18	Steve Godwin 1988
2.	15	Darryl Lawhorn 2002
3.	9	Turner Brown 2016
4.	8	Nathan Chrismon 2023
5.	7	Dwanya Williams-Sutton 2016

Freshman Pitching Records

Appearances		
1.	34	Trey Yesavage 2022
	34	Sam Lanier 2016
3.	32	Joe Ingle 2015
4.	28	Matt Bridges 2016
	28	Kevin Brandt 2009

ERA (min. 30 IP)		
1.	1.14	Joe Ingle 2015
2.	2.34	Bill Wilder 1979
3.	2.49	David Lucroy 2013
	2.49	Jake Jacobs 1986
5.	2.51	Davey Penny 2000

Innings Pitched		
1.	98.1	Seth Maness 2008
2.	86.3	Johnny Beck 1991
3.	85.1	T.J. Hose 2005
4.	81.2	Kevin Brandt 2009
5.	81.0	Sam Narron 2000

Wins		
1.	9	Kevin Brandt 2009
	9	Seth Maness 2008
	9	Mickey Britt 1977
4.	8	Jim Peterson 1984
5.	7	T.J. Hose 2005
	7	Shane Mathews 2004
	7	Conrad Clark 1997
	7	Patrick Dunham 1995
	7	Winfred Johnson 1983

Saves		
1.	8	Joe Ingle 2015
2.	7	Greg Bunn 2002
3.	5	Mike Flye 2004
4.	4	Alec Burlison 2018
5.	3	Dustin Sasser 2004

Complete Games		
1.	6	Jim Peterson 1984
2.	5	Bob Davidson 1982

Strikeouts		
1.	82	David Lucroy 2013
2.	81	Seth Maness 2008
3.	74	Trey Benton 2017
4.	72	Kevin Brandt 2009
5.	70	Johnny Beck 1991



Miscellaneous Records

Largest Margin of Victory

1. 26	N.C. CENTRAL (30-4)	03/26/10
26	at William & Mary (26-0)	03/29/87
3. 25	UCF (26-1)	03/20/09
4. 24	DELAWARE STATE (24-0)	05/13/11
24	UNCW (25-1)	04/11/78
6. 23	HOWARD (29-6)	03/01/92
23	FAIRFIELD (29-6)	03/08/87
8. 22	METHODIST (23-1)	04/24/78
9. 21	HOWARD (21-0)	02/26/94
10. 20	NORFOLK STATE (26-6)	03/18/09
20	UNC ASHEVILLE (21-1)	03/11/09

Largest Margin of Defeat

1. 20	at Clemson (21-1)	06/02/02
2. 17	at Rice (20-3)	04/23/10
17	at South Carolina (22-5)	02/23/08
4. 16	vs. ST. JOHN'S (18-2)	03/09/97
16	at NC State (17-1)	03/15/87
16	vs. South Alabama (18-2)	05/27/84
16	vs. Wake Forest (19-3)	1965
8. 14	at Houston (17-3)	04/07/17
14	at Ga. Southern (14-0)	02/18/97
10. 13	vs. Louisville (14-1)	06/07/19
13	vs. North Carolina (17-4)	03/15/16
13	vs. Massachusetts (14-1)	03/24/66
13	vs. Wake Forest (13-0)	1961
13	vs. Lenoir Rhyne (13-0)	1950
13	vs. Guilford (14-1)	1936

Most Runs Scored, ECU

1. 32	at Cincinnati (W, 32-14)	04/17/04
2. 30	N.C. CENTRAL (W, 30-4)	03/26/10
3. 29	FAIRFIELD (W, 29-6)	03/08/87
4. 27	BARTON (W, 27-15)	03/06/85
5. 26	UCF (W, 26-1)	03/20/09
26	NORFOLK STATE (W, 26-6)	03/18/09
26	HOWARD (W, 26-3)	03/01/92
26	at William & Mary (W, 26-0)	03/29/87
9. 25	UNCW (W, 25-1)	04/11/78
10. 24	DELAWARE STATE (W, 24-0)	05/13/11
24	at Charlotte (W, 24-13)	04/04/04

Most Runs Scored, Both Teams

1. 46	at Cincinnati (W, 32-14)	04/17/04
2. 44	GEORGE MASON (L, 17-27)	04/12/97
3. 42	BARTON (W, 27-15)	03/06/85
4. 37	at Charlotte (24-13)	04/04/04
5. 36	MOUNT OLIVE (W, 22-14)	02/18/90
6. 35	at Coastal Carolina (L, 24-11)	06/01/08
35	FAIRFIELD (W, 29-6)	03/08/87
8. 34	N.C. CENTRAL (W, 30-4)	03/26/10
34	vs. ODU (W, 23-13)	05/23/99
10. 32	NORFOLK STATE (W, 26-6)	03/18/09
32	UNCW (W, 17-15)	04/10/79

Longest Game, Innings

1. 15	at Southern Miss (W, 7-5)	05/10/14
15	OHIO (W, 6-5)	03/28/82
15	at North Carolina (W, 7-6)	04/09/79
3. 14	SHIPPENBURG (W, 2-1)	03/23/74
14	at Pembroke State (W, 8-2)	04/24/73
6. 13	vs. UCF (W, 7-6)	05/26/23
13	at Old Dominion (W, 4-1)	05/10/23
13	at Memphis (W, 4-1)	05/06/22
13	at Texas Tech (L, 3-1)	06/12/16
13	at Tulane (W, 3-2)	04/12/13
13	vs. Rice (W, 3-2)	04/06/13
13	at Southern Miss (L, 6-5)	04/05/08
13	NC STATE (W, 2-1)	04/12/06
13	WILLIAM & MARY (W, 4-3)	04/03/99

Earliest Season Opener

02/05/94	at Florida	L, 4-2
02/07/97	at The Citadel	L, 8-4
02/07/00	DUKE	W, 5-0
02/09/98	at Duke	L, 3-2
02/09/01	WESTERN CAROLINA	W, 9-5
02/09/07	LIBERTY	L, 6-2
02/10/06	MARYLAND	W, 6-1
02/11/95	COPPIN STATE	W, 20-1
02/11/05	at College of Charleston	W, 9-6

Latest Season Finale

06/13/04	vs. South Carolina	(NCAA Super Regional)
06/12/22	vs. Texas	(NCAA Super Regional)
06/12/21	vs. Vanderbilt	(NCAA Super Regional)
06/12/16	vs. Texas Tech	(NCAA Super Regional)
06/08/19	vs. Louisville	(NCAA Super Regional)
06/07/09	vs. North Carolina	(NCAA Super Regional)
06/05/11	vs. Virginia	(NCAA Regional)
06/04/23	vs. Virginia	(NCAA Regional)
06/04/05	vs. UNLV	(NCAA Regional)
06/03/18	vs. UNCW	(NCAA Regional)
06/03/12	vs. North Carolina	(NCAA Regional)
06/03/07	vs. Western Carolina	(NCAA Regional)
06/03/01	vs. Tennessee	(NCAA Super Regional)
06/02/02	vs. Clemson	(NCAA Regional)

Longest Hitting Streaks (since 2000)

1. 32	Bryant Packard	2018
2. 29	Stephen Batts	2007
3. 28	Steve Sides	1987
4. 23	Chad Tracy	2001
5. 22	Dustin Harrington	05/22/09-03/16/10
6. 21	Jamie Paige	2004
7. 20	Connor Norby	2021
8. 19	Connor Norby	2021
19	Ryan Wood	2009
10. 18	Dustin Harrington	05/30/08-03/13/09
18	Jamie Ray	04/29/07-02/27/08

Longest On-Base Streaks (since 1998)

1. 58	Connor Norby	03/01/20-05/20/21
2. 46	Ryan Wood	05/17/07-04/15/08
3. 39	Eric Tyler	2017
4. 38	Kyle Roller	2010
5. 37	Bryant Packard	2017
37	Darryl Lawhorn	2002
7. 36	Stephen Batts	05/22/08-04/04/09-2
8. 35	Spencer Brickhouse	04/07/18-02/17/19
35	Stephen Batts	2008
10. 34	Bryant Packard	2019
34	Stephen Batts	2009



Pirate Notes

Miscellaneous Pirate Notes:

- ◆ From 1999-2005, ECU was one of 12 teams nationally who made seven-straight NCAA Regional appearances. The others were Cal State Fullerton, Clemson, Florida State, LSU, Miami (Fla.), Notre Dame, Oral Roberts, Rice, Stanford, Texas and Tulane.
- ◆ Heading into the 2024 season, ECU ranks fifth on the all-time winning percentage charts in college baseball at .654 (2,121-1,121-12).
- ◆ From 2000-09, ECU posted a 415-205-2 overall record and a .669 winning percentage, both ranking in the Top 20 during that time period.
- ◆ From 1980-89, ECU posted a 312-132-1 overall record and a .702 winning percentage - the latter ranking 13th during that time period.
- ◆ Since 1999 (the year the NCAA expanded the postseason field to 64 teams with the current Super Regional format), ECU has made 19 NCAA Regional appearances over that 23-year span (none in 2020, COVID-19 pandemic).
- ◆ ECU enters the 2024 season having appeared in 33 NCAA Regionals and has the longest active NCAA streak without reaching the College World Series.

ECU Baseball Notes (Since 1999):

- ◆ ECU has had 82 players selected in the Major League Baseball Amateur Draft ... 26 of those were selected in the first 10 rounds, with Jeff Hoffman going in the first round (ninth overall) by the Blue Jays in 2014 - the highest pick in program history.
- ◆ Received nine NCAA Regional No. 1 seeds (1999-2001, '04, '09, 2018-19, 2021-22).
- ◆ Has had 31 All-America selections.
- ◆ Has had 52 players named to All-NCAA Regional teams.
- ◆ Has had 30 players named to the ABCA All-Regional Teams.
- ◆ Has had 19 players named Freshman All-Americans by various publications.
- ◆ Has had 12 players named Collegiate Baseball National Player-of-the-Week.
- ◆ Has had seven players named Academic All-Americans.
- ◆ Has had four players named NCBWA All-District IV teams.
- ◆ Has had six players named NCBWA National Player-of-the-Week.
- ◆ Has had two players named NCBWA District IV Player-of-the-Year (Ryan Jones '04, Connor Norby '21).
- ◆ Has had one National Freshman-of-the-Year (Darryl Lawhorn, 2002/Collegiate Baseball).

- ◆ Ranked in the season ending polls 14 times (1999, 2000, '01, '02, '04, '09, '11, '16, '18, '19, '20, '21, '22, '23) with its highest ranking (8th Baseball America) coming in 2004.
- ◆ Jake Smith (2006) was named the nation's top collegiate catcher winning the Coleman Johnny Bench Award.
- ◆ Connor Norby (2021) was named the nation's top collegiate hitter winning the Bobby Bragan Collegiate Slugger Award.

In Conference USA (2002-14), ECU had:

- ◆ Seventy-six (76) all-conference selections (28 to the first-team, 28 to the second-team and 20 to the All-Freshman Team).
- ◆ Fifty-five (55) Player-of-the-Week selections.
- ◆ Nineteen (19) Players named to C-USA All-Tournament Team.
- ◆ Three Newcomer-of-the-Year selections (Justin Bristow/2008, Chris Heston/2009 and Zach Woods/2010).
- ◆ Two Player-of-the-Year selections (Ryan Jones/2004 and Corey Kemp/2008).
- ◆ Two Freshman-of-the-Year selections (Darryl Lawhorn/2002 and Seth Maness/2008).
- ◆ Two Coach-of-the-Year selections (Randy Mazey/ 2004 and Billy Godwin/2009).
- ◆ Two Pitcher-of-the-Year selections (Greg Bunn/2004 and Seth Maness/2010).
- ◆ Two Conference USA Regular Season Titles (2004 and 2009).
- ◆ One Conference USA Tournament Title (2002).

In The American (2015-present), ECU has:

- ◆ Fifty-two (52) all-conference selections (28 to the first team).
- ◆ Twenty-four (24) Player-of-the-Week and 23 Pitcher-of-the-Week selections.
- ◆ Twenty-one (21) Players named to AAC All-Tournament Team.
- ◆ Four American Athletic Conference Regular Season Titles (2019, 2021, 2022, 2023).
- ◆ Three American Athletic Conference Tournament Titles (2015, 2018, 2022).
- ◆ Four Coach-of-the-Year selections (Cliff Godwin: 2015, 2019, 2021, 2022).
- ◆ Two Player-of-the-Year selections (Bryant Packard '18, Connor Norby '21).
- ◆ Three Pitcher-of-the-Year selections (Jake Agnos '19, Gavin Williams '21, Carter Spivey '22)
- ◆ One Rookie Pitcher-of-the-Year selection (Alec Burleson '18).

ECU Championships

NAIA

- 1961 - NAIA National Champions
- 1963 - NAIA National Third Place Finish

SOUTHERN CONFERENCE

- 1966 - Regular Season Champions
- 1967 - Regular Season Champions
- 1968 - Regular Season Champions
- 1970 - Regular Season Champions
- 1974 - Regular Season Champions
- 1977 - Regular Season Champions

EAST COAST ATHLETIC CONFERENCE (ECAC)

- 1982 - Tournament Champions
- 1984 - Regular Season Champions & Tournament Champions
- 1985 - Regular Season Champions

COLONIAL ATHLETIC ASSOCIATION (CAA)

- 1986 - Regular Season Champions
- 1987 - Tournament Champions
- 1989 - Tournament Champions
- 1990 - Regular Season Champions & Tournament Champions
- 1991 - Tournament Champions
- 1993 - Tournament Champions
- 1999 - Tournament Champions
- 2000 - Tournament Champions
- 2001 - Regular Season Champions

CONFERENCE USA (C-USA)

- 2002 - Tournament Champions
- 2004 - Regular Season Champions
- 2009 - Regular Season Champions

THE AMERICAN (AAC)

- 2015 - Tournament Champion
- 2018 - Tournament Champion
- 2019 - Regular Season Champion
- 2021 - Regular Season Champion
- 2022 - Regular Season Champion
- 2022 - Tournament Champion
- 2023 - Regular Season Champion

NCAA TOURNAMENT

- 2001 - Wilson Regional Champion
Kinston Super Regional Participant
- 2004 - Kinston Regional Champion
Columbia Super Regional Participant
- 2009 - Greenville Regional Champion
Chapel Hill Super Regional Participant
- 2016 - Charlottesville Regional Champions
Lubbock Super Regional Participant
- 2019 - Greenville Regional Champion
Louisville Super Regional Participant
- 2021 - Greenville Regional Champion
Vanderbilt Super Regional Participant
- 2022 - Greenville Regional Champion
Greenville Super Regional Host



Coaching History

Year	Coach	W	L	T	Pct.	W	L	T	Pct.	Finish	G	R	H	HR	BA	SB	ERA	Pct.
1932	R.C. Deal	1	5	0	.167	-	-	-	-	-	-	-	-	-	-	-	-	-
1933	R.C. Deal	3	3	0	.500	-	-	-	-	-	-	-	-	-	-	-	-	-
1934	W.O. Jolly	-	-	-	-	-	-	-	-	-	-	-	-	-	-	-	-	-
1935	Bo Farley	3	3	1	.500	-	-	-	-	-	-	-	-	-	-	-	-	-
1936	Bo Farley	6	4	1	.591	-	-	-	-	-	-	-	-	-	-	-	-	-
1937	Bo Farley	9	4	2	.667	-	-	-	-	-	-	-	-	-	-	-	-	-
1938	Bo Farley	17	3	0	.850	-	-	-	-	-	-	-	-	-	-	-	-	-
1939	Gordon Gilbert	6	5	0	.545	-	-	-	-	-	-	-	-	-	-	-	-	-
1940	Bo Farley	4	3	0	.571	-	-	-	-	-	-	-	-	-	-	-	-	-
1941	John Christenbury	6	4	0	.600	-	-	-	-	-	-	-	-	-	-	-	-	-
1942						<i>No Records Available</i>												
1943-45						<i>No Games Played</i>												
1946-49						<i>No Records Available</i>												
1950	Jack Boone	7	7	1	.500	-	-	-	-	-	-	-	-	-	-	-	-	-
1951	Jack Boone	11	10	0	.524	-	-	-	-	-	-	-	-	-	-	-	-	-
1952	Jack Boone	9	9	0	.500	-	-	-	-	-	-	-	-	-	-	-	-	-
1953	Jack Boone	16	5	0	.762	-	-	-	-	-	-	-	-	-	-	-	-	-
1954	James Mallory	15	7	0	.682	-	-	-	-	-	-	-	-	-	-	-	-	-
1955	James Mallory	20	5	0	.800	-	-	-	-	-	-	-	-	-	-	-	-	-
1956	James Mallory	18	5	0	.783	-	-	-	-	-	-	-	-	-	-	-	-	-
1957	James Mallory	16	7	0	.696	-	-	-	-	-	-	-	-	-	-	-	-	-
1958	James Mallory	10	6	0	.625	-	-	-	-	-	-	-	-	-	-	-	-	-
1959	James Mallory	16	3	0	.842	-	-	-	-	-	-	-	-	-	-	-	-	-
1960	James Mallory	17	5	0	.773	-	-	-	-	-	-	-	-	-	-	-	-	-
1961	James Mallory	23	4	0	.840	-	-	-	-	-	26	190	215	15	.317	-	3.24	.909
1962	James Mallory	11	10	0	.524	-	-	-	-	-	21	164	208	16	.291	9	3.65	.934
1963	Earl Smith	25	6	1	.797	-	-	-	-	-	32	194	268	17	.278	53	-	-
1964*	Earl Smith	18	7	0	.720	-	-	-	-	-	25	138	202	14	.288	21	2.77	.924
1965	Earl Smith	16	7	0	.696	-	-	-	-	-	23	147	201	5	.278	28	2.48	.955
1966*	Earl Smith	17	10	0	.630	12	3	0	.800	1st/SC	27	118	203	10	.253	34	2.82	.944
1967	Earl Smith	23	6	0	.828	13	3	0	.813	T-1st/SC	29	169	230	14	.273	57	1.93	.956
1968*	Earl Smith	21	11	1	.652	10	1	0	.909	1st/SC	33	160	236	27	.228	41	2.47	.944
1969	Earl Smith	15	14	0	.517	7	7	0	.500	3rd/SC South	29	141	224	16	.244	20	2.63	.949
1970*	Earl Smith	20	13	0	.606	13	6	0	.684	1st/SC South	33	129	240	7	.249	26	2.00	.955
1971	Earl Smith	12	18	0	.400	7	5	0	.583	4th/SC	30	126	226	12	.235	17	3.48	.950
1972	Earl Smith	19	10	0	.655	11	5	0	.688	2nd/SC	29	146	198	13	.241	39	2.36	.955
1973	James Mallory	16	8	0	.667	10	4	0	.714	T-2nd/SC	24	119	202	9	.259	15	2.14	.958
1974*	George Williams	17	13	0	.566	12	2	0	.857	1st/SC	30	130	240	19	.256	38	1.83	-
1975	George Williams	17	12	0	.586	9	5	0	.643	3rd/SC	29	138	228	10	.248	36	2.68	.956
1976	George Williams	22	7	0	.759	7	6	0	.538	4th/SC	29	164	272	17	.282	35	1.95	.952
1977*	Monte Little	30	12	0	.714	15	1	0	.938	1st/SC	42	214	338	20	.275	90	2.80	.956
1978	Monte Little	27	18	0	.600	-	-	-	-	-	45	307	412	49	.287	54	3.17	.946
1979	Monte Little	25	19	0	.568	-	-	-	-	-	44	240	358	39	.252	38	2.47	.944
1980*	Hal Baird	28	7	0	.800	-	-	-	-	-	35	212	334	34	.307	20	2.91	.948
1981	Hal Baird	28	15	0	.651	-	-	-	-	-	43	256	356	22	.266	34	2.78	.934
1982*	Hal Baird	34	14	0	.708	6	3	0	.667	3rd/ECAC So.	48	299	462	27	.295	37	2.95	.964
1983	Hal Baird	21	17	1	.551	2	3	1	.400	ECAC So.	39	206	332	28	.271	26	4.01	.946
1984*	Hal Baird	34	13	0	.723	7	2	0	.777	1st/ECAC So.	47	282	422	46	.276	20	3.68	.956
1985	Gary Overton	32	14	0	.696	12	4	0	.777	1st/ECAC So.	46	331	453	53	.307	39	4.19	.943
1986	Gary Overton	40	10	0	.800	13	5	0	.719	T-1st/CAA	50	361	475	60	.302	69	3.60	.941
1987*	Gary Overton	26	17	0	.605	8	7	0	.533	4th/CAA	43	321	426	37	.308	39	4.82	.929
1988	Gary Overton	33	14	0	.702	8	6	0	.571	T-2nd/CAA	47	345	407	29	.293	77	3.75	.949
1989*	Gary Overton	37	11	0	.771	12	3	0	.800	2nd/CAA	48	318	413	43	.290	87	2.98	.953



Coaching History

Year	Coach	W	L	T	Pct.	W	L	T	Pct.	Finish	G	R	H	HR	BA	SB	ERA	Pct.
1990*	Gary Overton	47	9	0	.839	11	2	0	.846	1st/CAA	56	453	574	75	.325	116	3.32	.969
1991*	Gary Overton	30	24	1	.556	9	8	0	.529	3rd/CAA	55	330	467	51	.277	69	4.33	.948
1992	Gary Overton	25	24	0	.510	7	10	0	.412	5th/CAA	49	276	416	41	.274	49	4.15	.943
1993*	Gary Overton	41	19	0	.683	11	7	0	.681	3rd/CAA	60	374	539	63	.286	76	2.99	.956
1994	Gary Overton	36	18	0	.667	8	9	0	.471	5th/CAA	54	371	551	48	.304	93	3.35	.945
1995	Gary Overton	29	26	0	.527	5	13	0	.286	6th/CAA	55	321	448	37	.266	72	4.12	.964
1996	Gary Overton	22	24	0	.478	10	11	0	.476	5th/CAA	46	246	386	24	.266	82	4.97	.948
1997	Gary Overton	29	27	0	.518	10	11	0	.476	T-4th/CAA	56	369	539	71	.291	81	5.94	.938
1998	Keith LeClair	30	29	0	.508	10	11	0	.476	T-4th/CAA	59	405	609	79	.299	84	5.43	.945
1999*	Keith LeClair	46	16	0	.742	14	6	0	.700	2nd/CAA	62	516	704	79	.325	74	4.10	.961
2000*	Keith LeClair	46	18	0	.719	14	7	0	.667	T-1st/CAA	64	430	653	68	.298	72	4.24	.969
2001*	Keith LeClair	47	13	0	.783	19	2	0	.905	1st/CAA	60	473	700	85	.324	94	3.62	.957
2002*	Keith LeClair	43	20	1	.680	16	13	1	.550	6th/C-USA	64	381	633	47	.294	91	3.64	.959
2003*	Randy Mazey	34	27	1	.557	17	13	0	.567	5th/C-USA	62	298	578	61	.269	42	4.15	.972
2004*	Randy Mazey	51	13	0	.797	25	5	0	.833	1st/C-USA	64	513	725	100	.318	85	3.77	.975
2005*	Randy Mazey	35	26	0	.574	18	12	0	.600	4th/C-USA	61	427	666	61	.306	48	5.25	.972
2006	Billy Godwin	33	26	0	.557	10	14	0	.417	6th/C-USA	59	381	633	58	.305	61	4.34	.966
2007*	Billy Godwin	40	23	0	.635	14	9	0	.609	2nd/C-USA	63	403	621	68	.291	85	4.01	.971
2008*	Billy Godwin	42	21	0	.667	13	11	0	.542	5th/C-USA	64	498	702	89	.317	101	4.24	.963
2009*	Billy Godwin	46	20	0	.697	17	7	0	.708	1st/C-USA	66	565	814	108	.339	77	4.48	.971
2010#	Billy Godwin	15	27	0	.357	11	13	0	.458	6th/C-USA	59	453	648	81	.315	74	5.25	.952
2011*	Billy Godwin	41	21	0	.661	14	10	0	.583	3rd/C-USA	62	335	637	37	.296	52	2.67	.970
2012*	Billy Godwin	36	24	1	.598	13	10	1	.563	6th/C-USA	61	342	626	30	.295	44	3.35	.972
2013	Billy Godwin	31	26	0	.544	14	10	0	.583	3rd/C-USA	57	291	548	33	.279	47	4.07	.974
2014	Billy Godwin	33	26	0	.559	16	14	0	.533	6th-C-USA	59	244	535	24	.270	38	3.01	.969
2015*	Cliff Godwin	40	22	0	.645	15	9	0	.625	2nd-AAC	62	315	574	38	.280	41	3.32	.971
2016*	Cliff Godwin	38	23	1	.621	15	8	1	.646	2nd-AAC	62	326	663	33	.289	70	3.53	.971
2017	Cliff Godwin	32	28	0	.533	7	17	0	.292	8th-AAC	60	358	601	56	.291	56	4.30	.975
2018*	Cliff Godwin	44	18	0	.710	14	10	0	.583	T3rd-AAC	62	393	595	58	.288	84	3.41	.978
2019*	Cliff Godwin	47	18	0	.723	20	4	0	.833	1st-AAC	65	435	642	71	.294	52	3.96	.977
2020^	Cliff Godwin	13	4	0	.765	0	0	0	.000	--	17	117	183	13	.317	26	3.12	.990
2021*	Cliff Godwin	44	17	0	.721	20	8	0	.714	1st-AAC	61	409	595	76	.294	60	4.03	.978
2022*	Cliff Godwin	46	21	0	.687	20	4	0	.833	1st-AAC	67	440	644	77	.284	53	4.26	.984
2023*	Cliff Godwin	47	19	0	.712	18	6	0	.750	1st-AAC	66	486	668	75	.292	87	4.34	.978

*NCAA Regional appearance; ^COVID-19 Pandemic; # - 17 wins from 2010 season vacated due to NCAA sanctions

ALL-TIME ECU COACHES						
Coach	Seasons	Years	W	L	T	Pct.
R.C. Deal	2	1932-33	4	8	0	.333
W.O. Jolly	1	1934	-	-	-	-
Bo Farley	5	1935-38, 40	39	17	4	.683
Gordon Gilbert	1	1939	6	5	0	.545
John Christenbury	1	1941	6	4	0	.600
Jack Boone	4	1950-53	45	30	3	.596
James Mallory	10	1954-62, 73	163	60	0	.731
Earl Smith	10	1963-72	185	103	2	.642
George Williams	3	1974-76	56	32	0	.636
Monte Little	3	1977-79	82	49	0	.626
Hal Baird	5	1980-84	145	66	1	.687
Gary Overton	13	1985-97	427	237	1	.643
Keith LeClair	5	1998-02	212	96	1	.688
Randy Mazey	3	2003-05	120	66	1	.644
Billy Godwin	9	2006-14	317	214	1	.597
Cliff Godwin	9	2015-pr.	351	170	1	.673

ALL-TIME COACHING RECORDS (BY WINS)						
Coach	Seasons	Years	W	L	T	Pct.
Gary Overton	13	1985-97	427	237	1	.643
Cliff Godwin	9	2015-pr.	351	170	1	.673
Billy Godwin	9	2006-14	317	214	1	.597
Keith LeClair	5	1998-02	212	96	1	.688
Earl Smith	10	1963-72	185	103	2	.642
James Mallory	10	1954-62, 73	163	60	0	.731
Hal Baird	5	1980-84	145	66	1	.687
Randy Mazey	3	2003-05	120	66	1	.644
Monte Little	3	1977-79	82	49	0	.626
George Williams	3	1974-76	56	32	0	.636
Jack Boone	4	1950-53	45	30	3	.596
Bo Farley	5	1935-38, 40	39	17	4	.683
John Christenbury	1	1941	6	4	0	.600
Gordon Gilbert	1	1939	6	5	0	.545
R.C. Deal	2	1932-33	4	8	0	.333
W.O. Jolly	1	1934	-	-	-	-



Postseason History

NAIA Tournament

1961 NAIA Championship

(ECU wins National Championship; Sioux City, Iowa)

W	8-4	Winona State
W	7-4	Sam Houston State
W	9-4	Grambling State
W	11-3	Omaha University
L	14-5	Sacramento State
W	13-7	Sacramento State

1963 NAIA District 26 Playoffs

W	7-6	Pembroke State
W	6-3	Pembroke State
W	6-5	Pfeiffer
W	4-1	Pfeiffer

NAIA Area 7 Playoffs

W	1-0	Carson-Newman
W	3-0	Georgia Southern
L	11-4	Georgia Southern
W	3-2	Georgia Southern

NAIA National Playoffs

(ECU finishes third in the nation)

L	5-4	Grambling State
W	5-0	California Wesleyan
W	3-1	Mayville State
W	10-2	Winona State
L	7-5	Grambling State

NCAA Tournament

1964 NCAA District 3 Playoffs

L	8-0	North Carolina
W	6-5	West Virginia
L	13-2	North Carolina

1966 NCAA District 3 Playoffs at Gastonia, N.C.

L	6-3	Florida State
L	7-3	North Carolina

1968 NCAA District 3 Playoffs

W	2-1	Florida State
L	7-5	NC State
L	3-2	Florida State

1970 NCAA District 3 Playoffs at Gastonia, N.C.

L	2-0	Florida State
L	12-6	Mississippi State

1974 NCAA District 3 Playoffs

L	2-1	Vanderbilt
L	5-1	South Carolina

1977 NCAA Atlantic Regional at Columbia, S.C.

L	6-3	Wake Forest
L	4-1	South Carolina

1980 NCAA Northeast Regional at Orono, Maine

L	7-3	Harvard
L	2-1	Maine

1982 NCAA East Regional at Columbia, S.C.

L	2-1	Old Dominion
W	1-0	North Carolina
L	4-1	West Virginia

1984 NCAA South Regional at Tallahassee, Fla.

W	5-4	South Alabama
W	7-4	Florida State
L	6-4	Miami (Fla.)
L	18-2	South Alabama

1987 NCAA Atlantic Regional at Tallahassee, Fla.

L	10-5	Florida State
L	17-9	Central Michigan

1989 NCAA East Regional at Gainesville, Fla.

L	11-6	Florida
L	10-6	Villanova

1990 NCAA Atlantic Regional at Miami, Fla.

W	4-2	USF
L	8-5	The Citadel
L	8-1	NC State

1991 NCAA Midwest Regional at Wichita, Kan.

L	10-5	Wichita State
W	6-5	Rider
L	6-5	Ohio State

1993 NCAA Atlantic Regional at Atlanta, Ga.

L	6-5	South Carolina
W	6-0	Liberty
L	6-2	Ohio State

1999 NCAA Regional at Baton Rouge, La.

(ECU earns No. 1 seed)

W	13-2	Southern
W	11-10	Louisiana State
L	12-10	Louisiana State
L	9-0	Louisiana State

2000 NCAA Regional at Lafayette, La.

(ECU earns No. 1 seed)

W	12-3	Marist
L	5-3	Louisiana-Lafayette
W	8-7 (11)	Marist
L	8-5	Louisiana-Lafayette

2001 NCAA Regional at Wilson, N.C.

(ECU earns No. 1 seed and No. 7 National Seed)

W	7-0	UMBC
W	12-8	USF
W	7-3	Winthrop

NCAA Super Regional at Kinston, N.C.

L	13-10	Tennessee
L	6-3	Tennessee

2002 NCAA Regional at Clemson, S.C.

W	13-7	Elon
L	4-2	Clemson
W	7-3	Georgia Southern
L	21-1	Clemson

2003 NCAA Regional at Atlanta, G.A.

L	4-0	South Carolina
W	10-3	Georgia Tech
L	9-4	Stetson

2004 NCAA Regional at Kinston, N.C.

(ECU earns No. 1 seed)

W	8-2	Stony Brook
W	11-4	UNCW
W	7-0	UNCW

NCAA Super Regional at Columbia, S.C.

L	4-2	South Carolina
L	5-3	South Carolina

2005 NCAA Regional At Tempe, Ariz.

L	9-6	Arizona State
L	5-3	UNLV

2007 NCAA Regional At Chapel Hill, N.C.

W	9-8	Western Carolina
L	11-10	North Carolina
L	9-5	Western Carolina

2008 NCAA Regional At Conway, S.C..

L	16-3	Alabama
W	9-0	Columbia
W	16-1	Alabama
L	24-11	Coastal Carolina



Postseason History

2009 NCAA Regional at Greenville, N.C.

(ECU earns No. 1 seed)

W	11-7	Binghamton
L	12-2	South Carolina
W	16-9	Binghamton
W	8-6	South Carolina
W	10-9 (10)	South Carolina

NCAA Super Regional at Chapel Hill, N.C.

L	10-1	North Carolina
L	9-3	North Carolina

2011 NCAA Regional at Charlottesville, Va.

L	2-0	St. John's
W	6-1	Navy
W	6-4	St. John's
L	13-1	Virginia

2012 NCAA Regional at Chapel Hill, N.C.

L	11-3	St. John's
W	10-6	Cornell
L	5-3	North Carolina

2015 NCAA Regional at Coral Gables, Fla.

L	6-3	Columbia
L	2-0	Florida International

2016 NCAA Regional at Charlottesville, Va.

W	9-1	Bryant
W	8-6	Virginia
W	8-4	William & Mary

NCAA Super Regional at Lubbock, Texas

W	8-6	Texas Tech
L	3-1 (13)	Texas Tech
L	11-0	Texas Tech

2018 NCAA Regional at Greenville, N.C.

(ECU earns No. 1 seed and No. 12 National Seed)

W	16-7	UNCW
L	4-2	South Carolina
L	9-7	UNCW

2019 NCAA Regional at Greenville, N.C.

(ECU earns No. 1 seed and No. 10 National Seed)

L	5-4	Quinnipiac
W	9-2	NC State
W	13-3	Quinnipiac
W	10-3	Campbell
W	12-3	Campbell

NCAA Super Regional at Louisville, Ky.

L	14-1	Louisville
L	12-0	Louisville

2021 NCAA Regional at Greenville, N.C.

(ECU earns No. 1 seed and No. 13 National Seed)

W	8-5	Norfolk State
W	7-5	Charlotte
W	9-6	Maryland

NCAA Super Regional at Nashville, Tenn.

L	2-0	Vanderbilt
L	4-1	Vanderbilt

2022 NCAA Regional at Greenville, N.C.

(ECU earns No. 1 seed and No. 8 National Seed)

W	17-1	Coppin State
W	4-2	Virginia
L	9-1	Coastal Carolina
W	13-4	Coastal Carolina

NCAA Super Regional at Greenville, N.C.

W	13-7	Texas
L	9-8	Texas
L	11-1	Texas

2023 NCAA Regional at Charlottesville, Va.

W	14-5	Oklahoma
L	2-1	Virginia
W	8-5	Oklahoma
L	8-3	Virginia

Pirates In The Polls

Year	Overall Record	Final Rank	Poll	Year	Overall Record	Final Rank	Poll
1964	18-7	23rd	Collegiate Baseball	2018	44-18	21st	Perfect Game
1966	17-10	28th	Collegiate Baseball			23rd	Baseball America
1967	23-6	23rd	Collegiate Baseball			23rd	NCBWA
1968	21-11-1	19th	Collegiate Baseball			23rd	USA Today/Coaches
1970	20-13	25th	Collegiate Baseball			29th	Collegiate Baseball
1974	17-13	25th	Collegiate Baseball	2019	47-18	11th	Perfect Game
1984	34-13	20th	Collegiate Baseball			12th	Baseball America
1999	46-16	18th	Collegiate Baseball			12th	USA Today/Coaches
		19th	Baseball America			13th	D1Baseball
		23rd	Baseball Weekly/ESPN Coaches			13th	NCBWA
2000	46-18	29th	Collegiate Baseball			15th	Collegiate Baseball
2001	47-13	11th	Collegiate Baseball	2020	13-4	18th	NCBWA
		11th	Baseball America			24th	Baseball America
		11th	Baseball Weekly/ESPN Coaches	2021	44-17	12th	Collegiate Baseball
2002	43-20-1	24th	Baseball Weekly ESPN Coaches			12th	D1Baseball
2004	51-13	8th	Baseball America			12th	Perfect Game
		9th	USA Today/ESPN Coaches			13th	Baseball America
		10th	NCBWA			13th	NCBWA
		13th	Collegiate Baseball			13th	USA Today/Coaches
2009	46-20	15th	USA Today/ESPN Coaches	2022	46-21	12th	USA Today/Coaches
		16th	NCBWA			13th	Collegiate Baseball
		16th	Collegiate Baseball			13th	D1Baseball
		17th	Baseball America			13th	Perfect Game
2011	41-21	25th	Baseball America			14th	NCBWA
		29th	NCBWA			17th	Baseball America
2016	38-23-1	15th	Baseball America	2023	47-19	22nd	NCBWA
		15th	Collegiate Baseball			23rd	USA Today/Coaches
		15th	NCBWA			24th	Baseball America
		16th	D1Baseball			24th	D1Baseball
		16th	USA Today/Coaches			26th	Collegiate Baseball



Championship Teams

PIRATES' DEFY ODDS IN 1961 NAIA CHAMPIONSHIP RUN



Charlie Johnson, a former East Carolina catcher who was a part of the 1961 National Association of Intercollegiate Athletics (NAIA) National Championship team, wrote a poem after the Pirates claimed the title that summer in Sioux City, Iowa. The last line reads, "Yes we'll carry the memory with us, until our dying day; of when the East Carolina Pirates won the N.A.I.A." Johnson and other members of the "Pirate Nine" overcame all odds in the '61 season and it culminated with the ultimate prize, a national title.

East Carolina College entered the NAIA Baseball Championships with an impressive 18-3 record. However, the "Bucs," as they were often called by sports writers and broadcasters, ran into some challenges when planning for Sioux City. The college was faced with the difficulties of raising money for the trip, so the 13 players who made the trek to the Midwest had to leave four teammates behind in Greenville.

In present day, it would be unheard of for a college team to fight for a crown, especially a national one, with a limited roster. However,

that was the bleak reality of the times in 1961 and a microcosm that helps demonstrate the metamorphosis that has taken place in collegiate athletics. Before the campaign opened, nobody predicted the Pirates would make any significant noise in the post-season, but defying expectations was what the team did best.

Earl Boykin, a member of the 1961 team and resident of Wilson, N.C., explained some of the difficulties that ECC faced as a program.

"A lot of the other teams, especially in Sioux City, had four or five scholarships and we only had two," Boykin smiled as he remembered the dog days of '61. "When we got out there and saw all the other teams, they had more players, were more organized and had nice-looking uniforms. To be honest, we never thought we could win it until we did."

The Diamond Bucs made the trip with only nine regular position players and four pitchers. Boykin was one of the pitchers. But he had thrown just two innings all season leading up to the tournament. As if the deck

was not stacked high enough against the Pirates, short-stop Glenn Bass was injured early in the tournament, forcing head coach Jim Mallory to play pitcher Lacy West in left field.

Undermanned, injured and playing with a mix-and-match lineup, ECC went on a run that would shock the country and leave an indelible mark on the annals of East Carolina baseball history.

East Carolina opened its tournament run with an 8-4 victory over Winona (Minn.) State. They then faced who they thought to be the toughest team in the bracket - Sam Houston State from Huntsville, Texas. SHSU had a very successful baseball program and had advanced to the NAIA World Series a year before it squared off against the make-shift group from the tiny town of Greenville. Coming off a dominant 10-0 win over Defiance (Ohio) in the first-round, Sam Houston ran into a hot West. He handled the powerful Sam Houston lineup effectively and was the beneficiary of a Cotton Clayton sixth-inning grand slam as ECC went on to defeat the Bearkats 7-4.



Championship Teams

After day two, the Bucs and Grambling were the only two teams left without a loss.

The third-round contest pitted the two undefeated squads against one another and what followed arguably ranks as the greatest pitching performance in East Carolina post-season history. Larry "Pumpsie" Crayton, a sharp lefty who was the winner of the Winona State game, came back to the mound and delivered once again - striking out 19 Grambling batters to set a NAIA record still intact today. According to the NAIA website, one other 19 strikeout performance has been recorded since then, but it was in a 12-inning contest, so two separate records have been distinguished. With "Pumpsie" mowing through the Grambling hitters and some timely hitting from the Pirates, ECC advanced with a 9-4 victory.

East Carolina was two games away from winning the championship, but as impressive as they had been in the opening rounds, it still seemed an outside shot for them to win it all.

The task became even more daunting in the next game.

The Bucs were matched up against Omaha (Neb.) University and its ace, Barry Miller. Miller entered the contest with a perfect 9-0 record and Omaha had reached the title game just two years prior in 1959. In all postseason tournaments, coaches are forced to make decisions that can make-or-break their team's season and Mallory was faced one regarding who he would start on the mound for ECC.

The Pirate skipper wanted to save West and Nathan Greene, a tough right-handed hurler, for the championship round on Saturday. He chose to start Boykin, who, again, had only recorded six outs during the entire spring.

"Country," as Boykin was called by his teammates, responded with another pitching performance seldom been matched throughout the years of Pirate baseball. He out-dueled Miller with a 15-strikeout performance in which he used a devastating curveball to keep the Omaha hitters off-balance for nine innings. After giving up three runs in the second frame, Boykin retired the next 19 batters he faced until finally giving up a single in the eighth. In all, he pitched nine innings, scattered five hits, three runs (one earned) and walked one in his first start of the season.

In an article that ran in the Sioux City newspaper following Boykin's masterpiece, there was a story that after the junior from Wilson gave up the early runs partly due to ECC errors, Mallory stormed in the dugout and reassured his ballclub.

"Now don't you boys get tight out there," said Mallory trying to calm his team down. "Just be loose and 'Country' will do all the rest."

Infielder Floyd Wicker led the Pirate charge in roughing up Omaha's ace with a solo home run and two-run triple. The 11-3 rout sent the Pirates into the title round.

Sacramento State had defeated Grambling earlier in the day in an elimination game, which meant ECC would take on the California school to decide the champion. Because the Pirate Nine was undefeated and the Hornets had one loss, Sacramento would have to beat ECC twice to claim the trophy.

On a lighter note, Boykin shared that one of the perks of the winning streak to start the tournament was getting to drive into town in a courtesy car. Members of the teams which had substantially better finances than ECC had the chance to cruise around Sioux City, but as they were eliminated, gave the Pirate players the cars to enjoy for the last few days.

Mallory's decision to throw Boykin proved genius, as he now had West and Green rested, and also had the option to use Crayton in a relief role. However, the post-game celebration was put on hold by Sacramento State, who pounded the Pirates 14-5 in the first game.

One would very rarely see a pitcher stay in the game today after giving up eight runs in the second inning and four more in the fourth and Boykin vividly recalled Mallory coming out for a conference at the mound with his starter West.

"He went out there and told Lacy he didn't care if they (Sacramento) scored 100 runs, you're not coming out of this game," Boykin chuckled while re-telling Mallory's quip.

Facing certain defeat, there was no reason for Mallory to waste any more arms before the deciding game later that night. The Pirates actually requested the game be called because the outcome had all but been decided, but Sacramento wanted to continue in hopes that ECC would go deep into an already paper-thin bullpen and become tired for the second tilt. Eventually, the game was completed and nine innings were standing between the Pirates and Hornets before one would be awarded the hardware.

As it had done all year, East Carolina was not fazed by the nine-run defeat in its first chance against Sacramento. In the second contest, the Pirates jumped out to an early lead they would never relinquish in a 13-7 victory. Behind Greene's brilliant two-hit, eight-inning performance and a barrage of Pirate hits, the triumph gave them their first and only national championship in the history of the program. Six unearned runs by the Hornets in the final frame made the score more respectable, but the result was never in doubt.

The Pirates had won it all.

Yes, the same squad that had only 12 players by the end of the tournament and the same team that played pitchers in the outfield because it had no other options.

East Carolina may have been the last team picked to win the 1961 NAIA Baseball Championship, but as it is often said in explaining unexpected results, "that's why they play the games."

Post-Tournament Honors

Crayton was awarded the Tournament MVP. He recorded two wins during the World Series, highlighted by the masterful 19-strikeout victory over Grambling. He played every other game in the outfield except for the final game in which he came on to close for Green.

Six Pirates were included on the all-tournament team: Crayton (pitcher), Clayton (outfield) and Wicker (third base) earned first-team designation, while Johnson (catcher), Bass (shortstop) and Jim Martin (infielder) all received honorable mention awards.

Additional 1961 Team Notes

From the 1961 roster, four players have since been enshrined into the East Carolina University Hall of Fame: Glenn Bass, Lawrence "Cotton" Clayton, Larry "Pumpsie" Crayton and Lacy West. Bass, who also starred on the gridiron during his tenure in Greenville, went on to play professional football with the San Diego Chargers, Buffalo Bills and Houston Oilers. Clayton, a multiple-sport standout who was also an All-America performer on the hardwood, went on to play in the Baltimore Orioles organization for seven years. Crayton decided to forego his senior season and sign with the St. Louis Cardinals, but his single-game strikeout record led him to MVP and All-America honors where his name resides in the Major League Baseball Hall of Fame in Cooperstown, N.Y. West was also an All-America athlete, gaining the distinction in both baseball and basketball. During his four years on the diamond, his teams collected a 57-21 overall record.

Head coach Jim Mallory and assistant Earl Smith are also members of the ECU Hall of Fame. Mallory served as the baseball coach from 1954-62 and owns the school's all-time highest winning percentage with a 161-60 (.729) overall record. Smith enjoyed an illustrious career as a player and coach at East Carolina for over 40 years, playing football, basketball and baseball for the Pirates and serving as head basketball coach in addition to his baseball duties. He eventually took over the top diamond position and led ECU to four consecutive Southern Conference Championships from 1966 to 1970.

Floyd Wicker was the only member of the '61 squad to make it to the Major Leagues. He made his debut on June 23, 1968 as a member of the St. Louis Cardinals before spending time with the expansion Montreal Expos in 1969 and finishing his career with the Milwaukee Brewers and San Francisco Giants.

East Carolina advanced to the NAIA National Championships again in 1963, where it earned a third-place finish. In the tournament, the Pirates own an all-time record of 5-3.



Championship Teams

2001 WILSON REGIONAL CHAMPIONS



In the rich and storied tradition of ECU baseball, there was never a season that compares to the magical experience of 2001.

Under the direction of fourth-year head coach Keith LeClair, the ECU program was resurrected into national contender caliber status and became one of the nation's top programs.

LeClair guided the Pirates to arguably the greatest season in ECU history as the Pirates earned their first-ever NCAA Tournament national seed, a top 10 ranking, an NCAA Regional title, and a school record-tying 47 victories, before finishing just two games shy of making the school's first appearance in the College World Series.

ECU's success came behind one of the most balanced teams in the country as the Pirates were one of just three teams to rank among the top 25 in batting and pitching in the final NCAA statistics. The team finished 22nd nationally with .324 batting average and 15th with a 3.62 team earned run average.

Nine players earned first or second team All-Colonial Athletic Association honors as the Pirates rolled to a CAA-record 19 league victories against just two losses. ECU had six players named first team all-conference - Sam Narron (LHP), Joseph Hastings (1B), Bryant Ward (2B), Chad Tracy (3B), John Williamson (OF) and Cliff Godwin (DH), while Clayton McCullough (C), Lee Delfino (SS), and Will Brinson (RHP) were named second-team. Hastings and Brinson were also selected third-team All-America.

After beginning the season ranked No. 23, ECU climbed a high as eighth in the Baseball America Top-25 rankings. The Pirates posted a 17-3 mark to bolt into the top 10 for the first time in school history and finished the season ranked 11th by both

Baseball America and Collegiate Baseball. ECU also garnered its highest final RPI ranking, completing the season at No. 4.

Various attendance records were established during the season as Pirate baseball became the talk of the community. Over 35,000 fans passed through the turnstiles at Harrington Field to establish a new season attendance mark, while also setting a new standard in per game attendance with over 1,100 fans. A new single-game attendance record was also set when the Pirates hosted N.C. State in the final home game of the season. More than 3,700 fans packed the stadium to watch ECU defeat the Wolfpack, 9-3.

Quickly Out Of The Gates

The season opener against Western Carolina proved to be an omen of the offensive output that the Pirates would display throughout the year as they blasted seven home runs on opening day. Clayton McCullough quietly began the home run barrage with a solo home run in the third inning before ECU hit four home runs in the fourth and another two in the eighth. Ward led the onslaught with a pair of round-trippers. The power surge continued through each of the first 14 games of the year as ECU hit at least one home run in each game.

The Pirates went on to open the season with 13 consecutive victories at Harrington before falling to Delaware, an eventual NCAA Regional participant, in 10 innings. The winning streak was nearly halted at 12 until Delfino hit a walk-off two-run home run in the bottom of the ninth in the series opener against

the Blue Hens. The streak was the fourth longest in school history and second-best to start a season.

As the calendar turned to March, the Pirates' fortunes turned as well as ECU lost starting left fielder Ryan Jones to a broken thumb in the series opener against Ball State. Following a three-game sweep of the Redbirds, the Pirates headed to the Sunshine State for a five-game trip through Florida, including a three-game series at seventh-ranked Miami. ECU began its spring break trip with a 9-6 victory over Illinois State, but fell to Florida Atlantic the following day, 9-8.

The series opener against Miami will be remembered as a great comeback that ran out of outs. Trailing 12-2 in the top of the eighth inning, ECU scored five runs in the frame to pull within five. The Hurricanes answered with a two-run home run in the bottom half of the inning to push their lead back to seven, before the ninth-inning dramatics began. With two outs and a runner on second base, Hastings hit a two-run home run to start a ninth-inning, six-run, two-out rally. The Pirates sent 11 men to the plate in the inning and had the tying run on second base and the go-ahead run at the plate when its rally came to an end.

Encouraged by its late-inning rally, ECU bounced back to blow past the Hurricanes, 7-2, in the second game of their series. The Pirates pounded out 14 hits, including six extra-base hits and held Miami scoreless over the final eight innings of play. Williamson and Tracy each hit towering home runs during the



Championship Teams

contest. Game three saw the Pirates suffer the same fate as game one. ECU put together a late rally, but this time its self-imposed curfew rule halted the game after eight complete innings.

Following a win over nationally-ranked Wake Forest at home, ECU opened its final season of competition in the CAA at James Madison. The Pirates hit 11 home runs during the three-game series to earn their first of five CAA series sweeps. ECU opened league play with seven consecutive victories before falling at Virginia Commonwealth in game two of the series. From that point on it won 12-straight CAA games before the regular season concluded on a sour note, a 1-0 loss to UNC Wilmington.

Rolling Into Spring

With the season in full swing as the month of April dawned, the Pirate baseball team was just starting to hit its stride. The month began with a April Fool's Day victory over William & Mary, followed by consecutive wins over Elon, Coastal Carolina and VCU. Five wins in the next eight games, including an 18-6 win over Richmond, set the tone for a season-ending run at perfection.

After disappointing loss at North Carolina, the Pirates returned to conference play at Old Dominion. ECU put on a hitting clinic in the series, outscoring the Monarchs 37-8 during their three-game series. Duke beckoned next on the schedule and, playing at home for the first time in a week, ECU showed no mercy on the Blue Devils, whipping Duke 16-3 in front of a regional television audience.

After nine consecutive victories, ECU headed to Wilmington to face in-state rival UNC Wilmington in its final CAA series. Looking to leave in style, the Pirates blanked the Seahawks in each of the first two games, 11-0 and 3-0. The third game of the series was a classic pitcher's duel. The Seahawks pulled off the seemingly impossible as they shutout an ECU team that had scored less than three runs in a game just once the entire season.

On To The Regionals

Unable to earn an automatic bid to the NCAA Regionals via the CAA Tournament, ECU patiently waited for the pairings to be announced. Upon the announcement of the 64-team field, ECU was awarded the No. 7 overall seed and named the host institution for the NCAA Regional at Wilson, N.C. The Pirates cruised past UMBC in the opening round, 7-0, behind a four-hit pitching performance from Jason Mandryk. Tracy and Hastings each homered in the victory.

Following a six-hour rain delay, the top-seeded Pirates rallied from a 6-3 seventh inning deficit to defeat South Florida, 12-8, and advance to the championship game against Winthrop. ECU scored four times in the seventh to take a one-run lead before adding a run in the eighth and four in the ninth to ensure the victory.

The championship game provided little drama as Narron tossed a complete-game five hitter. Trailing

1-0 in the top half of the fifth, the regional's Most Outstanding Player Chad Tracy capped off a three-run frame hitting a two-run home run to give the Pirates a lead they would never relinquish and a date in the Super Regional against Tennessee.

After thunderstorms postponed game one of the Super Regional until Saturday, Tennessee quickly took advantage of its extra day of rest and jumped out to a 9-2 lead. ECU scored a combined seven runs in the seventh and eighth innings to take a 10-9 lead heading in to the ninth. The Volunteers rallied for four runs in the ninth and took game one 13-10. Game two once again provided a similar result as each team came from behind to take the lead, however it was a UT grand slam in the eighth that ended ECU's glorious season and Omaha dreams.

A Program First

ECU earned its first-ever NCAA Tournament national seed (No. 7), a Top-10 ranking, an NCAA Regional title, and a school-tying 47 victories, before finishing just two games shy of making the school's first appearance in the College World Series.

Final Stat Rankings

The Pirates were one of just three school's to rank among the Top-25 in batting (22nd/.324) and pitching (15th/3.62) in the final NCAA statistics.

Postseason Honors Were Plenty

Nine players earned All-Colonial Athletic Association honors with six garnering first-team honors (Cliff Godwin/DH, Joseph Hastings/1B, Sam Narron/LHP, Chad Tracy/3B, Bryant Ward/2B and John Williamson/OF), and three taking home second-team accolades (Lee Delfino/SS, Will Brinson/RHP and Clayton McCullough/C) ... Hastings and Brinson were also selected third-team All-America.

Nationally-Ranked Pirates

After beginning the season ranked No. 23, ECU climbed as high as eighth in the Baseball America Top-25 rankings ... The Pirates posted a 17-3 mark to bolt into the Top-10 for the first time in school history and finished the season ranked 11th by both Baseball America and Collegiate Baseball ... ECU also garnered its highest final RPI ranking, completing the season at No. 4.

Seniors Depart as Winningest Class

The senior class of 2001 graduated as the winningest class of seniors in the history of Pirate baseball ... Hastings, Godwin, Brad Simons and John Williamson won 166 games during their four years ... Kevin Grieve, a transfer from Western Carolina, played three years at ECU ...

The group of seniors was just the third class to participate in three consecutive NCAA Tournaments and helped the Pirates to three-straight No. 1 seeds in post-season play.

Narron Ties School Record for Victories

Narron became just the fourth pitcher in school history to win 12 games in a season, tying the single-season mark for victories ... He opened the season by winning his first four decisions before losing at Miami (Fla.) and finished the year by winning his final eight decisions ... Narron tossed a pair of complete games, including the regional championship game against Winthrop ... He lead the team in strikeouts and innings pitched, and was second in ERA.

Record Year for Home Runs

The 2001 squad finished the season with a school-record 85 home runs, breaking the old mark of 79 set by the 1998 and 1999 clubs ... Five players finished the season with 10 or more home runs for the first time in school history ... Tracy broke the record in the championship game of the NCAA Regional at Wilson, N.C. ... The Pirates homered in 46 of 60 games and hit two or more home runs in a game 25 times.

Pirates In the Draft

A quartet of Pirates was selected in the Major League Baseball Amateur Draft: Lee Delfino (Toronto Blue Jays/6th RD), Chad Tracy (Arizona Diamondbacks/7th RD), John Williamson (Seattle Mariners/18th RD) and Joseph Hastings (San Diego Padres/24th RD).

Williamson Finishes Among the Greatest

Williamson will forever be regarded as one of the best players ever to don the Purple and Gold ... He finished his career as the Pirates all-time leader in games played, total bases, at-bats, runs, doubles and walks ... His 70 career doubles was also a CAA record and 22 doubles in 2001 was a single-season record ... The two-time All-CAA selection and freshman All-American is the only player in ECU history to finish his career with 200 runs, 100 walks, 200 RBI, 50 doubles and 40 home runs.



Championship Teams

2004 KINSTON REGIONAL CHAMPIONS



The 2004 season was without a doubt the best season in the history of the ECU baseball program. The Pirates set a school record with 51 wins while only losing 13 games. ECU also won its first regular season Conference USA Championship. En route to a record-breaking season, the Pirates collected many team and individual awards along the way.

Numerous Team Records Fall

ECU set school and C-USA records for runs (32), RBI (32) and at-bats (58) while setting a new school record for hits (34), falling one hit shy of the C-USA single-game record in a 32-14 win over Cincinnati in game two of the series. The Pirates also completed a 19-game win streak from Mar. 27 through May 4, which set new school and C-USA records. A school-record 100 home runs were hit in 64 games, surpassing the old single-season record (85) held by the 2001 squad.

Pirates Make Mark On Conference USA Records

ECU finished 25-5 in Conference USA play, four games ahead of second-place Tulane for the regular season conference championship. The Pirates also set a C-USA record with 22 consecutive conference wins including six conference sweeps.

Conference USA Awards

Right-hander Greg Bunn was selected as the 2004 Conference USA Pitcher-of-the-Year while teammate Ryan Jones was chosen as the 2004 Conference USA Player-of-the-Year. Head coach Randy Mazey was awarded the 2004 Conference USA Keith LeClair Coach-of-the-Year award and the Pirates put four players on the

All-C-USA first-team (Jones, Bunn, Trevor Lawhorn, Ryan Norwood) and two players on the second-team (Jamie Paige, Darryl Lawhorn). Shane Mathews was the Pirates lone representative on the all-freshman squad. Five different Pirates earned league weekly honors including Hitter-of-the-Week five times and Pitcher-of-the-Week twice.

National Awards

Ryan Jones and Greg Bunn earned several postseason awards in 2004. Jones was named the NCBWA District IV Player-of-the-Year as well as being chosen to four All-America squads. Bunn garnered five All-America honors, while Ryan Norwood and Trevor Lawhorn both earned honorable mention All-America honors. Head coach Randy Mazey was named the East Region Coach-of-the-Year by the American Baseball Coaches Association (ABCA).

Pirates In The Polls

ECU was ranked as high as No. 3 in the country and remained ranked in the Top 10 of the four major collegiate baseball polls – NCBWA, Collegiate Baseball, Baseball America and ESPN/Sports Weekly Coaches' Poll – during the second half of the season. When the final 2004 polls were released, ECU was ranked No. 8 by Baseball America, No. 9 in the ESPN/Sports Weekly Coaches' Poll, No. 10 by the NCBWA and No. 12 by Collegiate Baseball.

Pirates In The Draft

Seven Pirates were taken in the 2004 Major League Baseball Amateur Draft: RHP Greg Bunn (fifth round by Montreal Expos), Trevor Lawhorn (ninth round by Cincinnati Reds), Ryan Norwood (ninth round by Chicago Cubs), Darryl

Lawhorn (11th round by Arizona Diamondbacks), Matt Bishop (17th round by Pittsburgh Pirates), John Poppert (17th round by Montreal Expos) and Ryan Jones (22nd round by Oakland Athletics).

Final Goodbye To Harrington Field

ECU played its final game at Harrington Field on May 4, 2004 against UNC Wilmington. The Pirates finished with a 27-3 record at Harrington Field in the programs final season at the old park.

NCAA Regional Streak Continues

ECU made its sixth consecutive trip to the NCAA Regionals in 2004. After winning the Kinston Regional at Historic Grainger Stadium, the Pirates advanced to the Columbia Super Regional falling to South Carolina. It was the second time in the last four years the Pirates have advanced to the Super Regional.

Other Interesting Facts

The Pirates turned what was believed to be the first triple play in school history in a 7-5 win over Duke ... ECU was one of 12 Conference USA schools to record a win over a nationally-ranked team ... The Pirates has wins over Clemson, Tulane, NC State and Southern Miss ... At the conclusion of the Pirates season in 2004, ECU led the nation in win-loss percentage (.839) the last seven weeks of the regular season ... Ryan Jones was chosen as one of 10 finalists for the 2004 Dick Howser Trophy, given to the nation's top collegiate baseball player ... ECU finished 5-0 against Atlantic Coast Conference teams including two wins over nationally-ranked NC State and Clemson.



Championship Teams

2009 GREENVILLE REGIONAL CHAMPIONS ECU HOSTS REGIONAL AT CLARK-LECLAIR STADIUM



For the first time in facility history, East Carolina's Clark-LeClair Stadium served as one of 16 regional sites for the opening round of The Road To Omaha when the Pirates garnered their fifth No. 1 seed at the Greenville Regional in 2009. With the top seed, the Pirates made their 24th NCAA appearance, 10th in the last 11 seasons and third straight under Head Coach Billy Godwin.

Regular Season C-USA Champions

The Pirates claimed their second Conference USA regular season crown in 2009 after posting a 17-7 record in league play, finishing one game ahead of perennial baseball power Rice (16-8). Heading into the final weekend of conference action, the Pirates trailed the Owls by one game with a three-game home series against Memphis on the horizon. After taking the first two games from Memphis and Rice splitting a pair with UAB, the Pirates and Owls were tied in the standings with one game remaining.

ECU completed the series sweep of Memphis on senior Brandon Henderson's walk-off three-run shot to right field giving the Pirates a 13-2 victory in seven innings. Meanwhile, Rice looked to be on its way to a share of the league title taking a 9-1 lead into the bottom of the fifth inning, but the hometown Blazers roared back scoring 14 runs in the next four frames, including a seven-run seventh, walking away with a 15-12 win and giving the Pirates their first regular season title since 2004.

NCAA Greenville Regional Champions

In arguably the most exciting game ever inside Clark-LeClair Stadium, Devin Harris lifted the Pirates to a 10-9 victory in 10 innings over South Carolina in the NCAA Greenville Regional Championship game on June 1. The win sent the Pirates to Chapel Hill for their third NCAA Super Regional in school history, where they dropped both games to North Carolina 10-1 and 9-3.

Trailing 6-0 in the fifth frame, ECU pushed across a pair of runs in the fifth, sixth and seventh innings, while South Carolina added two runs in the eighth putting the score at 8-6 and setting up a dramatic come from behind win for the Pirates. In the ninth, Brandon Henderson and Dustin Harrington drew back-to-back walks before Harris lifted a 0-1 count to left field knotting the game at nine.

With one away in the bottom of the 10th, Kyle Roller doubled to the wall in center before Harrington flew out to right. After the Gamecocks brought in reliever Sam Dyson, Harris sat on a 3-1 count and knocked a single to center that was just deep enough to score Roller and give the Pirates the win. Five Pirates took home Regional All-Tournament honors with sophomore Trent White claiming Most Outstanding Player honors. Joining Whitehead were Kevin Brandt (LHP), Henderson (INF), Roller (DH) and Ryan Wood (INF).

Pirate Trio Earns All-America Honors

Ryan Wood joined Cory Scott (2000), Greg Bunn (2004) and Seth Maness (2008) as the only players in school history to be named to five All-America squads during a single season. The senior second baseman, who led the team with a .379 average, garnered honors from Ping!Baseball (first-team), NCBWA (second-team), Collegiate Baseball (third-team), Baseball America (third-team) and ABCA/Rawlings (third-team).

Roller, who set career-highs in average (.336), games played (66), runs (63), hits (86), doubles (12), home runs (16), RBIs (75), walks (32) and hit by pitches (24), earned first-team All-America honors from ABCA/Rawlings and Ping!Baseball.

Kevin Brant became the 10th Pirate to earn freshman All-America honors after his selections by Collegiate Baseball and Ping!Baseball. The lefthander made 28 appearances in 2009, logging six starts, and posted a 9-2 record. Brandt finished his rookie campaign with a 3.64 ERA and 72 strikeouts, while walking just 24 batters in 81.2 innings pitched. On April 27 he was named Conference USA Pitcher-of-the-Week after leading ECU to a shutout victory over then - No. 1 North Carolina.

ECU Ranked For 19-Straight Weeks

The 2009 Pirates tied a school-record by spending 19 consecutive weeks in the national polls, which started on Jan. 13 when they were



Championship Teams

tabbed preseason No. 27 by the National Collegiate Baseball Writers Association (NCBWA). After starting the season 5-1, the Pirates quickly moved into the national spotlight garnering national rankings in six weekly polls.

After closing out the 2009 season with a 46-20 overall record, which included its third Super Regional appearance since 2001, ECU garnered Top 20 rankings in six final polls. The Pirates finished No. 15 by ESPN/USA Today and *Rivals.com*, while being tabbed No. 16 by Collegiate Baseball and NCBWA, and No. 17 from Baseball America and Ping!Baseball. It marks the 13th time in school history the Pirates were ranked in the final polls.

Godwin Named Keith LeClair Coach-of-the-Year

In his fourth season as the Pirate skipper, Billy Godwin guided the Pirates to their third consecutive NCAA Regional appearance and its first Super Regional since 2004 when they claimed the Greenville Regional title inside Clark-LeClair Stadium. Godwin became just the second ECU coach to record three straight 40 plus win seasons (Keith LeClair, 1999-2002) after posting a league-best 46-20 mark that led to the 2009 Conference USA regular season crown.

His 2009 squad was one of the most prolific offenses in the nation, finishing with a NCAA-best 814 hits and ranking among the national leaders in runs (4th/565), doubles (6th/154), home runs (7th/108), slugging percentage (12th/.546) and batting average (15th/.339), while also leading C-USA (all games) with a .415 on-base percentage, 523 RBI and 1,310 total bases and a .971 fielding percentage. For the third consecutive season the Pirates ranked first in home runs belting a school-record 108 to follow-up their 89 homers in 2008 and 68 in 2007.

Eight Pirates Earn All-Conference Honors

The Pirates landed the most All-Conference selections with seven, including a league-best five first teamers in Stephen Batts (OF), Chris Heston (RHP), Seth Maness (RHP), Kyle Roller (DH) and Ryan Wood (INF). Brad Mincey (RHP) and Trent Whitehead (OF) were named second-team, while Kevin Brandt (LHP) took home All-Freshman Team accolades. Heston became the second Pirate to be named Newcomer-of-the-Year following Justin Bristow's selection in 2008.

Henderson Awarded Honorary No. 23 Jersey

Senior first basemen Brandon Henderson became the seventh recipient of the honorary No.

23 jersey, which was the number worn by the late ECU head coach Keith LeClair throughout his coaching and playing career.

Henderson started all 54 games played batting .330 with a career-best 13 home runs and 57 RBI, while collecting 70 hits and scoring 34 runs.

Pirates Receive Academic Honors

Mike Anderson, Shawn Armstrong, Jared Avchen, Brett Bowers, Ethan Brown, Jacob Davis, Dustin Harrington, Brandon Henderson, Chris Heston, Austin Homan, Seth Maness, James McGhee, Kyle Roller, Drew Schieber and Zach Wright were all named to the Conference USA Commissioner's Honor Roll after maintaining a cumulative GPA of 3.0 or better during the 2008-09 academic year.

For the second straight year, Schieber was one of 17 ECU student-athletes named to the PCS Phosphate All-Academic Team at the annual Breakfast of Champions event in May of 2009. Schieber and Avchen also took home the Academic Excellence Award.

Five Pirates Selected In MLB Draft

After having 23 players taken in the Major League Baseball Amateur Draft since 2003, five

Pirates heard their names called in the 2009 draft, with four being selected on the second day. Devin Harris was taken first when the Baltimore Orioles chose him with the 236th overall pick in the eighth round. Ryan Wood was drafted by the Kansas City Royals as a pitcher in the 11th round (pick No. 332) just before Chris Heston heard his name called in the 12th round by the San Francisco Giants (pick No. 357). Stephen Batts was selected by the Philadelphia Phillies with the 587th overall pick as a first baseman in round 19, while Kyle Roller was chosen by the Oakland Athletics in the 47th round (pick No. 1413) on the final day of the amateur draft.

Roller Named National Player-of-the-Week

Kyle Roller became the third player in school history to earn National Player-of-the-Week honors from NCBWA back on Mar. 24 after he led the Pirates to a perfect 5-0 week where ECU outscored its opponents 90 to 17. Roller batted .591 (13-for-22) on the week with four home runs, 15 RBI, two walks, one strikeout and was plunked five times, while hitting safely in all five contests and posting four multi-hit and multi-RBI games.





Championship Teams

2016 CHARLOTTEVILLE REGIONAL CHAMPIONS



One Win Away From Omaha

For the first time in program history, ECU came one win away from making its first appearance in the College World Series. After sweeping through the Charlottesville Regional, ECU headed to No. 5 National Seed Texas Tech in Lubbock, Texas. The Pirates picked up their first-ever super regional win defeating the Red Raiders in the game one 8-6 behind Travis Watkins' grand slam and a solid pitching performance from Evan Kruczynski (5.2 IP, 3 Rs, 6 Ks).

In game two, ECU had a chance to break a one-all tie and win the series as it had runners in scoring position four times (twice on third base) late in the contest. In the bottom of the 12th, Brady Lloyd pinch hit with the bases loaded sending what looked like the game winning hit up the middle that would have scored Parker Lamm, but the two-hopper skimmed off the pitcher's mound and right into Michael Davis' glove forcing Watkins out a second. The Red Raiders scored a pair of runs in the top of the 13th on Eric Gutierrez' single forcing a game three, winner take-all, which Texas Tech won 11-0 advancing to the College World Series.

Sweep In Charlottesville Regional

After finishing second in the American Athletic Conference standings, ECU earned its 28th NCAA Regional appearance after being tabbed

as the No. 3 seed in the Charlottesville Regional. The Pirates opened regional play with a 9-1 win over No. 20 and second seeded Bryant using a seven-run eighth inning. The next day, ECU took on regional host and No. 10 Virginia with the winner advancing to the regional finals. Trailing 6-3 going to the bottom of the ninth, the Pirates sent six batters to the plate scoring five runs, which was highlighted by Travis Watkins' three-run walk-off homer for an 8-6 victory. Just one win away from reaching their fourth Super Regional in program history, the Pirates completed the weekend sweep defeating William & Mary (8-4) behind two-run home runs from Eric Tyler, Watkins and Charlie Yorgen. Five Pirates earned all-regional team honors in Garrett Brooks, Evan Kruczynski, Tyler, Watkins (Most Outstanding Player) and Yorgen.

Kruczynski And Williams-Sutton Garner All-America Honors

Junior Evan Kruczynski picked up a pair of All-America honors in 2016 (Third-Team D1Baseball and Honorable Mention Perfect Game) after posting an 8-1 record with a 2.01 ERA. He struck out a career-high 95 batters on his way to winning ECU's pitching triple crown. In 17 starts he allowed 32 runs (26 earned) on 107 hits while issuing 27 walks earning First-Team All-American Conference accolades. In two NCAA postseason starts, he sported a 2-0 record with a 2.13 ERA allowing three runs (all

earned) on six hits with 12 strikeouts in 12.2 innings. One of five Charlottesville All-Regional selections, he became the first Pirate pitcher to register a win in Super Regional action helping ECU to an 8-6 victory over Texas Tech. The left-hander, who earned First-Team All-American Athletic Conference honors, stood among the conference leaders in innings pitched (second), wins (third) and strikeouts (t5th).

Dwanya Williams-Sutton was named to three Freshman All-America teams (Baseball America, Collegiate Baseball and D1Baseball) leading The American in batting average (.360) and on-base percentage (.455), while ranking second in slugging percentage (.551). The Wilson, N.C. native became the first Pirate since Brian Cavanaugh to lead a conference in batting average (.382) back in 2005 when ECU was a member of Conference USA. He started 55 of 56 games, belted five home runs, laced four triples and 11 doubles (20 extra base hits), while scoring 31 runs, driving in 27 and swiping 7 of 12 bases. Williams-Sutton, who also garnered 2016 First-Team All-American Athletic Conference accolades, earned league player-of-the-week honors twice (Feb. 29 and May 23) and tallied six game-winning RBI with four coming in league play.

Kruczynski And Lamm Named Jungle Award Winners

Every year the Pirate Jungle members honor the baseball team with its Annual Williams



Championship Teams

Jungle Awards. Members of the famed Jungle present a Pitching and Offensive MVP with the recipient receiving a plaque as well as having their names immortalized inside the Clark-LeClair Stadium clubhouse. For the 2016 season, junior Evan Kruczynski was named the Pitching MVP after posting an 8-1 record with a 2.01 ERA. Senior Parker Lamm took home Offensive MVP honors after starting 57 games where he batted .287 (68-for-237) with 28 RBI, 28 runs scored while collecting 18 multi-hit and five multi-RBI games. He ranked among the team leaders (top-4) in six statistical categories including stolen bases (12/first), hits (third) and RBI (fourth). In the field, he tallied 94 putouts, two assists and didn't commit an error in 96 chances.

Tyler Sets ECU And American Single-Game Records

Junior Eric Tyler set a new ECU and American Athletic Conference single-game record on Mar. 26 when he drove in eight runs against Jacksonville in a 13-0 series clinching win at Lewis Field inside Clark-LeClair Stadium. Tyler drove in all three of ECU's runs in the first inning on a three-run shot to left field that plated Travis Watkins and Zack Mozingo. He followed that with an RBI sac fly in the fifth that scored Charlie Yorgen giving ECU an 8-0 lead. Tyler capped the historic day hitting his first career grand slam in the five-run eighth frame that pushed across Jeff Nelson, Watkins and Ryan Littlefield. The previous record of seven RBI in a contest

had been done just twice in school history by Jim Riley (vs. Fairfield/Mar. 8, 1987) and Darryl Lawhorn (vs. New York Tech/Feb. 23, 2002).

Keith LeClair Classic Champs Four Years Straight

For the ninth time in 13 years and fourth-straight season, the Pirates claimed the annual Keith LeClair Classic title in 2016 posting a 2-1 record notching wins over Southeastern Louisiana (2-1) and Maryland (4-3), while falling to Tennessee (5-2). For the Pirates, it marked their eighth outright championship following wins in 2004, 2007-08, 2010 and 2013-16. ECU also picked up co-championship honors in 2006 along with NC State and West Virginia.





Championship Teams

2019 GREENVILLE REGIONAL CHAMPIONS



ECU wins Greenville Regional

For the fifth time in program history (second under head coach Cliff Godwin), ECU claimed the regional title winning four games in two days and advancing to the Louisville Super Regional. After falling to Quinnipiac (5-4) in the regional opener, the Pirates came through the loser's bracket outscoring their opponents 44-11 and earning wins against No. 18 NC State (9-2) and Quinnipiac (13-3) on Sunday, June 2 before sweeping two games Monday against Campbell (10-3, 12-3) to advance. It marked the second time that the Pirates won an NCAA regional championship as a campus host (2009) and moved on to their second Super Regional under Godwin (2016 at Lubbock, Texas). Four Pirates earned all-tournament team honors in Jake Agnos (SP), Alec Burleson (OF), Bryan Packard (OF) and Jake Washer (C). Washer, who hit four home runs and drove in nine, was named the Most Outstanding Player of the Greenville Regional.

Pirates Set Numerous Records In 2019

During the historical 2019 season, ECU set numerous records on its way to a 47-18 ledger and a Super Regional appearance (Louisville). The Pirates established five new single-season standards in total sacrifices (96), hit by pitches (80), strikeouts pitching (595), strikeouts per nine innings (9.27) and total draft picks (seven). Senior Turner Brown broke the career

record for total sacrifices (56), while Jake Agnos established new single-season records in starts (17/tied) and strikeouts (145). In American Athletic Conference play, ECU set the single-season marks in league wins (20), hits (642) and sacrifice bunts (72), which also led the nation. Agnos' 145 punch outs during his junior campaign were a new single-season record and he also set the career record for strikeouts with 295. Brown left the program as the AAC career leader in games played (235/tied) and total sacrifice hits (43), while Bryant Packard's .359 career average set a new standard.

Classroom Success Continues

Since Cliff Godwin returned to ECU, his teams have excelled in the classroom by registering a 3.05 or higher grade point average in 10 of 11 semesters, including a spring semester best 3.48 in 2019 besting the previous mark of 3.43 (2018), while its top fall GPA was 3.52 in 2017. Over 60 players have earned inclusion on The American All-Academic Team, while more than 250 have been named to the ECU Honor Roll maintaining a minimum 3.00 GPA.

For the fourth-straight year, ECU earned the American Baseball Coaches Association and The American Team Academic Excellence Awards after sporting a 3.448 cumulative GPA for the 2018-19 year. Prior to that, the Pirates posted cumulative GPAs of 3.31 (2015-16), 3.27 (2016-17) and 3.47 (2017-18) starting their run of four consecutive years claiming

ABCA and AAC honors. For the second time in Godwin's tenure, the Pirates had a pair of players named Google Cloud CoSIDA Academic All-Americans with Jake Agnos (first-team) and Alec Burleson's (third-team) selections in 2019. Two years ago (2017), Travis Watkins (first-team) and Charlie Yorgen (third-team) were named CoSIDA Academic All-American, while in 2018 Agnos was an All-District 3 First-Team selection. Spencer Brickhouse was named ECU's Male Outstanding Scholar-Athlete at the annual Breakfast of Champions, while Agnos was named to the Nutrien All-Academic Team.

Kuchmaner Tosses ECU's First Perfect Game

Sophomore Jake Kuchmaner made ECU history on Sunday, March 17 when he threw the 28th perfect game in NCAA Division I history and first for the Pirates. The lefty struck out eight batters and did not allow a hit or issue a walk on the afternoon in the Pirates' 3-0 series sweep at Maryland. Retiring all 27 batters he faced, Kuchmaner recorded at last one strikeout in seven frames with two in the eighth, including the last batter (Kody Milton) to secure the win. Heading into the bottom of the ninth, the Terrapins sent the bottom third of their order to the plate. Kuchmaner got Justin Vought to pop out to second, Tommy Gardiner grounded out to Alec Burleson at first on diving play to the right of the bag then the Waxhaw, N.C. native got Milton swinging to end the contest.



Championship Teams

Three Players Earn All-America Accolades

The ECU trio of Jake Agnos, Spencer Brickhouse and Alec Burleson continued the tradition of Pirates earning All-America accolades as the three combined for 14 selections. Agnos, who became the 12th different hurler in program history to win the pitching triple crown, led the club in seven different statistical categories including wins (11), ERA (2.29) and strikeouts (145) on his way to being named to six All-America squads. Brickhouse picked up his first career honor after being tabbed a second-team selection on the Inaugural College Baseball Foundation team. He led the Pirates in five stat columns including runs scored (57), walks (45), on-base percentage (.467) and slugging percentage (.467) and finished his career with 34 home runs, which stands 11th on ECU's all-time charts. Burleson earned inclusion on five All-America squads (all first-team honors) after leading the Pirates in seven offensive categories, including average (.370), hits (91), doubles (23) and RBI (61). The two-way standout also posted a 6-2 record with five saves and a 3.28 ERA in 60.1 innings.

AAC Regular Season Champs

In its fifth year as a member of the American Athletic Conference, head coach Cliff Godwin and his staff guided ECU to its first regular season title posting a 20-4 ledger earning the top spot in the AAC Championships. The Pirates, who set a new league record with 20 victories, won all eight weekend series which included four sweeps. On Friday, May 10 ECU won the regular season title with a 6-1 victory at Wichita State securing its first regular season crown since 2009, when it was a member of Conference USA.

Burleson Represents Team USA

Sophomore Alec Burleson became the third Pirate in the last two years (Jake Agnos/'18 and Bryant Packard/'18) to play for the USA Collegiate National Team during the summer of 2019. The two-way stand out helped the Red, White and Blue to an 8-6 overall record which included series wins over Chinese Taipei and Cuba. Burleson appeared in eight games making four starts in the field where he batted .267 (4-for-15) with a home run and three RBI. His lone home run, a solo walk-off blast in the bottom of the ninth that lifted USA to a 3-2 victory over Japan, was named USA Baseball's International Performance-of-the-Year. On the mound, he sported a 2.53 ERA in three outings striking out eight in 10.2 innings.

Agnos And Godwin Garner American Year Honors

Jake Agnos became the third Pirate to earn pitcher-of-the-year honors (Greg Bunn/'04 and Seth Maness/'10), while head coach Cliff Godwin earned his second career coach-of-the-year accolade highlighting ECU's postseason American Athletic Conference honors. Agnos also took home the AAC Male and Baseball Scholar-Athlete-of-the-Year Awards from the league office.

Along with Agnos, ECU also had five other all-conference selections on the first-team in Spencer Brickhouse (DH), Alec Burleson (OF), Jake Kuchmaner (LHP), Bryant Packard (OF/unanimous) and Jake Washer (C), while Brickhouse (1B), Burleson (UTIL) and Turner Brown (SS) garnered second-team All-AAC accolades.

With their six honorees, the Pirates have had at least one player named to a first-team for 16-straight years (2004-present). Since joining The American in 2015, ECU has had 15 different first-team all-conference members.

Record Seven Pirates Selected In MLB Draft

Dating back to 1997, ECU has had at least one player selected in the Major League Baseball First-Year Player Draft in 21 of the last 22 seasons when a record seven players heard their names called during the weekly event. The trio of Jake Agnos (New York Yankees/4th round), Bryant Packard (Detroit Tigers/5th round) and Spencer Brickhouse (Arizona Diamondbacks/7th round) were selected on second day of the draft (June 4th), while Trey Benton (Cleveland Indians/15th round), Evan Voliva (New York Yankees/18th round), Turner Brown (Colorado Rockies/19th round) and Jake Washer (Chicago Cubs/29th round) were picked on day three (June 5th).


Agnos And Burleson Named Jungle Award Winners

Every Year the Pirate Jungle honors the baseball team with its Annual Jungle Awards. Members of the famed Jungle present a Pitching and Offensive MVP with the recipient receiving a plaque as well as having their names immortalized inside the Clark-LeClair Stadium Clubhouse. For the 2019 season, Agnos was named the Pitching MVP after posting an 11-3 record with a 2.29 ERA and 145 strikeouts in 102.0 innings pitched. The lefty became the 12th different hurler in program history to win the pitching triple crown and led the club in seven statistical categories. Alec Burleson earned Offensive MVP honors after batting a team-best .370 with nine home runs and a team-high 61 RBI. He also led the Pirates in at-bats (246), doubles (23), hits (91), sacrifice flies (eight) and total bases (141).



Championship Teams

2022 GREENVILLE REGIONAL CHAMPIONS



East Carolina Nabs Another Regional Title

For the seventh time in program history (fourth under head coach Cliff Godwin), No. 8 national seed ECU claimed a regional title by downing Coastal Carolina 13-4 in the decisive contest. The Pirates defeated Coppin State (17-1) in the opener before knocking off Virginia (4-2) and falling to the Chanticleers 9-1 to extend the regional to a game seven. It marked the fourth time the Pirates won an NCAA regional title as a campus host (2009, 2019, 2021, 2022) and East Carolina advanced to its fourth Super Regional under Godwin (2016 at Lubbock, Texas, 2019 at Louisville, Ky., 2021 at Nashville, Tenn., 2022 at Greenville, N.C.). Four ECU players earned All-Regional status in Zach Agnos (SS), Jacob Jenkins-Cowart (OF), Carter Spivey (P) and Bryson Worrell (OF). Worrell was named the Most Outstanding Player of the Greenville Regional.

Agnos And Spivey Named All-Americans

The duo of Zach Agnos and Carter Spivey continued the tradition of Pirates earning

All-America accolades as they combined for five selections. Spivey was tabbed to three all-america teams (NCBWA/Second Team, CBF/Second Team and CB/Third Team) after a stellar junior season during which he compiled a sparkling 8-0 record and 2.83 earned run average with 76 strikeouts against 19 walks in 76.1 innings of work with five saves. Spivey also ranked eighth nationally in appearances (35), 47th in victories and 54th in ERA while pacing the AAC in earned run average, victories, earned runs allowed (20) and doubles allowed (6). He also slotted second in appearances and fourth in opposing batting average (.245). A key cog in the Pirates' postseason run, which culminated in ECU hosting a Super Regional for the first time in program history, Spivey went 1-0 with a 2.57 ERA in the NCAA Greenville Regional, adding seven strikeouts in seven innings pitched as well as a .214 opposing batting average. He tossed five innings in the regional championship game against Coastal Carolina, striking out five batters against no walks in the Pirates' 13-4 victory. Agnos earned a spot on the Baseball America and D1Baseball Second Teams by hitting .330 (88-for 267) with seven home runs, 42 RBI and 56 runs scored. He was the team co-leader in hits with Bryson

Worrell and co-leader in doubles (15) alongside Lane Hoover and Alec Makarewicz while leading the club with 29 multi-hit games and finishing tied for third with 10 multi-RBI efforts. Showing his two-way versatility, Agnos posted a 3-0 record with three saves in 21 relief appearances, allowed just six runs (all earned) on 11 hits over 23.1 innings while sporting a team-best 2.31 ERA. He also struck out 19 batters and walked just six, holding opposing hitters to a composite .151 average.

He allowed just six runs (all earned) on 11 hits over 23.1 innings while sporting a team-best 2.31 ERA. He also struck out 19 batters and walked just six, holding opposing hitters to a composite .151 average.

Pirates Carry On Classroom Excellence

For the seventh consecutive year, the East Carolina baseball team received the American Baseball Coaches Association (ABCA) and the American Athletic Conference Team Academic Excellence Awards after posting a program-best 3.474 GPA for the 2021-22 academic year. ECU has registered a 3.41 or higher grade point average the past five years,



Championship Teams

including a team-best 3.69 in the spring of 2021 which topped the previous program-record GPA of 3.61 (spring 2020). Under head coach head coach Cliff Godwin, a two-time Academic All-America selection, the Pirates have had a combined 361 selections on the ECU Director of Athletics Honor Roll (3.0 grade point average or higher). In Godwin's eight years leading the program, over 100 players have earned AAC All-Academic Team honors - including 37 of 38 members of the 2022 club. Five players have earned CoSIDA Academic All-America honors since 2017 (Travis Watkins/2016 first team, Charlie Yorgen/2016 third team, Jake Agnos/2019 first team, Alec Burluson/2019 third team and 2020 first team and Matt Bridges/2021 third team). Burluson became the third player in program history to be named a two-time Academic All-America selection joining Godwin (1999, 2001) and Sam Narron (2001-02). In back-to-back years, ECU Baseball has also had a student-athlete presented with the Male Scholar-Athlete-of-the-Year Award by the American Athletic Conference. Agnos was the first student-athlete in school history to win the award in 2019, followed by Burluson in 2020.

ECU Repeats As American Champion

Following its seventh full year as a member of the American Athletic Conference (no games played in 2020 due to COVID-19 pandemic), Godwin and his staff led ECU to an unprecedented third-straight regular season title after posting a 20-4 record and winning the conference tournament. The Pirates, who set the league record with 20 wins in 2019 and tied that mark in 2021, captured seven weekend series which included a quintet of sweeps over UCF, Cincinnati, Memphis, South Florida and Houston. ECU wrapped up the league's regular

season crown with a 6-3 win over South Florida in the series finale May 15.

Spivey And Godwin Headline AAC Awards

Godwin was named the American Athletic Conference Coach of the Year for the fourth time in his career, guiding ECU to its third consecutive 20-win league season and a national best 14-game winning streak heading into the league tourney. Spivey became the first relief pitcher to be named The American's Pitcher of the Year after leading the league in ERA (2.31). The right-hander posted a 6-0 record with five saves while striking out 64 just to 16 walks in 62.1 innings over 29 appearances. In conference action, he was 5-0 with a 1.91 ERA. Spivey is the third Pirate in a row to be named Pitcher of the Year (Jake Agnos in 2019, Gavin Williams in 2021).

10 Pirates Selected All-Conference

A program-record 10 ECU players earned All-American Athletic Conference nods in 2022. A quartet of Pirates in Zach Agnos (SS), Ryder Giles (UTIL), Lane Hoover (OF) and Carter Spivey (RP) garnered first-team honors while Cam Clonch (DH), Alex Makarewicz (3B), C.J. Mayhue (P), Garrett Saylor (P), Jacob Starling (2B) and Bryson Worrell (OF) picked up second-team recognition. With the four first-team picks, the Pirates have had at least one player named to a first team 18-straight years (2004-present, none in 2020 due to COVID-19 pandemic). Since joining The American in 2015, ECU has had 22 different first-teamers in Reid Love (2015), Luke Lowery (2015), Evan Kruczynski (2016), Dwanya Williams-Sutton (2016), Eric Tyler (2017), Travis Watkins (2017), Charlie Yorgen (2017), Spencer

Brickhouse (2018-19), Chris Holba (2018), Brady Lloyd (2018), Bryant Packard (2018-19), Josh Moylan (2021), Connor Norby (2021), Gavin Williams (2021), Agnos (2022), Giles (2022), Hoover (2022) and Spivey (2022). Williams became the sixth unanimous pick overall joining Love (2015), Yorgen (2017), Holba (2018) and Packard (2018-19).

Agnos Represents Team USA

Sophomore Zach Agnos became the fifth Pirate in the last five years (Jake Agnos/'18, Bryant Packard/'18, Alec Burluson/'19 and Carson Whisenhunt/'22) to play for the USA Collegiate National Team (CNT), earning a spot on the roster during the summer of 2022. The two-way specialist saw action in three contests at Honkbalweek Haarlem, where Team USA finished third. Agnos made two relief appearances on the mound, striking out two and allowing one hit in 1.1 total innings of work. He also made a pinch-hit appearance in the semifinals against Curaçao.

Pair Of Pirates Selected In MLB Draft

ECU has had at least one player selected in the Major League Baseball First-Year Player Draft in 24 of the last 25 seasons when Zach Agnos and Carson Whisenhunt heard their names called during the weekly event. Whisenhunt was chosen in the second round (No. 66 overall) by the San Francisco Giants. Agnos followed when he was picked by the Colorado Rockies in the 10th round (No. 296 overall). C.J. Mayhue signed a free agent contract with the Los Angeles Angels while Bryson Worrell agreed to terms with the Atlanta Braves once the draft was completed. Under Godwin's direction, the Pirates have had 20 players drafted by Major League teams since he stepped on campus in 2015.



Year-By-Year Batting Leaders

Batting Average

YEAR	NAME	AVG.
1961	Cotton Clayton	.372
1962	Carlton Barnes	.472
1963	Buddy Bovender	.327
1964	Bob Kayler	.397
1965	Carlton Barnes	.447
1966	Wayne Britton	.324
1967	Richard Narron	.452
1968	Jim Snyder	.333
1969	Carey Anderson	.333
1970	Dennis Vick	.327
1971	Mike Aldridge	.327
1972	Richard Lamm	.302
1973	Mike Hogan	.337
1974	Ron Staggs	.327
1975	Ron Staggs	.381
1976	Rick Koryda	.414
1977	Sonny Wooten	.336
1978	Butch Davis	.336
1979	Macon Moye	.342
1980	Butch Davis	.362
1981	Todd Hendley	.304
1982	Fran Fitzgerald	.355
1983	Winfred Johnson	.321
1984	Chris Bradberry	.354
1985	Winfred Johnson	.432
1986	Winfred Johnson	.389
1987	Steve Sides	.369
1988	Steve Godin	.335
1989	John Adams	.346
1990	John Adams	.413
1991	John Gast	.323
1992	David Leisten	.374
1993	Pat Watkins	.445
1994	Rick Britton	.365
1995	Lamont Edwards	.340
1996	Lamont Edwards	.369
1997	Steve Salargo	.374
1998	Ryan Massimo	.357
1999	Steve Salargo	.398
2000	Joseph Hastings	.352
2001	Bryant Ward	.366
2002	Darryl Lawhorn	.416
2003	Darryl Lawhorn	.332
2004	Ryan Jones	.400
2005	Brian Cavanaugh	.382
2006	Jake Smith	.344
2007	Dale Mollenhauer	.329
2008	Harrison Eldridge	.352
2009	Ryan Wood	.379
2010	Corey Thompson	.377
2011	Corey Thompson	.328
2012	John Wooten	.338

2013	Drew Reynolds	.322
2014	Zach Houchins	.347
2015	Hunter Allen	.349
2016	Dwayna Williams-Sutton	.360
2017	Eric Tyler	.343
2018	Bryant Packard	.406
2019	Alec Bureson	.370
2020	Connor Norby^	.403
2021	Connor Norby	.415
2022	Lane Hoover	.341
2023	J. Wilcoxon/J. Berini	.318

Hits

YEAR	NAME	HITS
1961	C. Clayton/S. Gaylord	32
1962	Carlton Barnes	42
1963	Buddy Bovender	35
1964	C. Conners/B. Kaylor	29
1965	Carlton Barnes	38
1966	L. Smith/E. Thorne	26
1967	Richard Narron	33
1968	Jim Snyder	36
1969	Dick Corrada	31
1970	Dennis Vick	33
1971	Mike Aldridge	37
1972	Richard Lamm	29
1973	Mike Hogan	30
1974	Ron Staggs	34
1975	Ron Staggs	37
1976	Joe Roenker	31
1977	Pete Paradossi	52
1978	Billy Best	50
1979	Macon Moye	55
1980	Butch Davis	50
1981	T. Evans/M. Sorrell	48
1982	Todd Evans	64
1983	T. Evans/J. Hallow	45
1984	Greg Hardison	61
1985	Winfred Johnson	73
1986	Winfred Johnson	65
1987	Steve Sides	64
1988	Steve Godin	55
1989	Tommy Eason	55
1990	John Adams	86
1991	John Gast	61
1992	David Leisten	61
1993	Pat Watkins	98
1994	Brian Yerys	80
1995	Lamont Edwards	50
1996	Lamont Edwards	59
1997	Steve Salargo	82
1998	R. Massimo/R. Rigsby	81
1999	Steve Salargo	97
2000	Chad Tracy	78

2001	Chad Tracy	88
2002	Darryl Lawhorn	104
2003	Darryl Lawhorn	77
2004	Jamie Paige	97
2005	Brian Cavanaugh	79
2006	Jake Smith	75
2007	Ryan Tousley	74
2008	Harrison Eldridge	87
2009	Trent Whitehead	105
2010	Corey Thompson	86
2011	Trent Whitehead	80
2012	John Wooten	80
2013	Bryan Bass	71
2014	Zach Houchins	84
2015	Hunter Allen	73
2016	Travis Watkins	76
2017	Travis Watkins	84
2018	Bryant Packard	89
2019	Alec Bureson	91
2020	Connor Norby^	25
2021	Connor Norby	102
2022	B. Worrell/Z. Agnos	88
2023	Jacob Starling	75

Home Runs

YEAR	NAME	HRS
1961	Cotton Clayton	4
1962	Bobby Joyce	4
1963	Tommy Kidd	6
1964	B. Bovender/F. Rodriguez	4
1965	W. Britton/F. Rodriguez	2
1966	Wayne Britton	4
1967	Jim Snyder	5
1968	Jim Snyder	8
1969	Carey Anderson	4
1970	Larry Walters	3
1971	Mike Aldridge	7
1972	Richard Lamm	3
1973	Larry Walters	3
1974	Ron Staggs	7
1975	Ron Staggs	7
1976	Joe Roenker	5
1977	Bobby Supel	6
1978	E. Gates/B. Supel	9
1979	Rick Derechailo	10
1980	Butch Davis	12
1981	John Hallow	5
1982	Fran Fitzgerald	8
1983	Winfred Johnson	11
1984	Winfred Johnson	18
1985	Winfred Johnson	22
1986	Winfred Johnson	19
1987	Jay McGraw	8
1988	Jay McGraw	8

1989	Calvin Brown	11
1990	Tommy Eason	17
1991	Tommy Eason	13
1992	Lee Kushner	13
1993	Pat Watkins	19
1994	R. Britton/C. Triplett	9
1995	Brian Yerys	11
1996	Tim Flaherty	8
1997	Tim Flaherty	20
1998	R. Massimo/J. Williamson	13
1999	Steve Salargo	16
2000	Joseph Hastings	13
2001	Cliff Godwin	15
2002	Darryl Lawhorn	19
2003	Darryl Lawhorn	14
2004	Trevor Lawhorn	21
2005	Drew Costanzo	11
2006	Adam Witter	14
2007	Roller, Tousley	11
2008	Corey Kemp	18
2009	Kyle Roller	16
2010	Zach Wright	14
2011	Zach Wright	13
2012	John Wooten	9
2013	Chase McDonald	11
2014	Bryce Harman	7
2015	Luke Lowery	12
2016	Travis Watkins	7
2017	S. Brickhouse/T. Watkins	10
2018	Bryant Packard	14
2019	Jake Washer	17
2020	Bryson Worrell^	5
2021	Connor Norby	15
2022	Bryson Worrell	20
2023	Josh Moylan	15

RBI

YEAR	NAME	RBI
1961	Cotton Clayton	32
1962	Carlton Barnes	22
1963	Tommy Kidd	25
1964	B. Bovender/B. Moore	18
1965	Three Tied	14
1966	Wayne Britton	25
1967	Jim Snyder	24
1968	J. Snyder/D. Winchester	24
1969	Carey Anderson	22
1970	Larry Walters	16
1971	Mike Aldridge	32
1972	Ron Staggs	15
1973	Geoff Beaston	16
1974	Ron Staggs	20
1975	Ron Staggs	23
1976	Joe Roenker	21



Year-By-Year Batting Leaders

1977	Sonny Wooten	39
1978	Bobby Supel	32
1979	Macon Moye	33
1980	Butch Davis	27
1981	Todd Evans	30
1982	Todd Hendley	34
1983	John Hallow	30
1984	Winfred Johnson	46
1985	Winfred Johnson	75
1986	Winfred Johnson	72
1987	Jay McGraw	44
1988	Calvin Brown	51
1989	Calvin Brown	44
1990	Tommy Eason	62
1991	Tommy Eason	51
1992	Lee Kushner	42
1993	L. Kushner/P. Watkins	57
1994	Brian Yerys	59
1995	Brian Yerys	41
1996	Lamont Edwards	33
1997	Randy Rigsby	55
1998	Ryan Massimo	60
1999	Steve Salargo	77
2000	Joseph Hastings	60
2001	Joseph Hastings	62
2002	Darryl Lawhorn	68
2003	Darryl Lawhorn	49
2004	Ryan Jones	69
2005	Mark Minicozzi	48
2006	Jake Smith	65
2007	Stephen Batts	56
2008	Corey Kemp	72
2009	Kyle Roller	75
2010	Corey Thompson	54
2011	Corey Thompson	47
2012	C. Thompson/J. Wooten	40
2013	Chase McDonald	46
2014	Ian Townsend	30
2015	Luke Lowery	49
2016	Travis Watkins	44
2017	Travis Watkins	49
2018	S. Brickhouse/B. Packard	50
2019	Alec Burleson	61
2020	Bryson Worrell [^]	14
2021	Connor Norby	51
2022	Jacob Jenkins-Cowart	65
2023	Josh Moylan	70

Runs

YEAR	NAME	RUNS
1961	Wally Cockrell	31
1962	Carlton Barnes	29
1963	Buddy Bovender	29
1964	Fred Rodriguez	21

1965	Carlton Barnes	21
1966	Fred Rodriguez	19
1967	Three tied	21
1968	Jim Snyder	25
1969	Carey Anderson	18
1970	Taylor, Dowd	15
1971	Mike Aldridge	19
1972	Richard Lamm	27
1973	Ronnie Leggett	18
1974	Three tied	18
1975	Ron Staggs	22
1976	Joe Roenker	23
1977	Eddie Gates	34
1978	Bobby Supel	46
1979	Billy Best	35
1980	Butch Davis	28
1981	Mike Sorrell	40
1982	Mike Sorrell	38
1983	Mike Salmond	28
1984	Greg Hardison	41
1985	Chris Bradberry	53
1986	Winfred Johnson	50
1987	Jay McGraw	40
1988	Jay McGraw	47
1989	John Thomas	46
1990	John Adams	61
1991	David Leisten	54
1992	Lee Kushner	48
1993	Pat Watkins	63
1994	Jamie Borel	63
1995	Lamont Edwards	50
1996	Lamont Edwards	36
1997	Randy Rigsby	58
1998	Antaine Jones	52
1999	Steve Salargo	70
2000	Four tied	50
2001	Chad Tracy	62
2002	Darryl Lawhorn	56
2003	Darryl Lawhorn	49
2004	Jamie Paige	67
2005	Drew Costanzo	53
2006	H. Eldridge, A. Witter	44
2007	Harrison Eldridge	58
2008	Ryan Wood	70
2009	Ryan Wood	87
2010	Corey Thompson	61
2011	Zach Wright	47
2012	John Wooten	50
2013	Bryan Bass	36
2014	Drew Reynolds	33
2015	Luke Lowery	40
2016	Travis Watkins	43
2017	Charlie Yorgen	49
2018	Bryant Packard	51

2019	Spencer Brickhouse	57
2020	Alec Burleson [^]	17
2021	T. Francisco/C. Norby	64
2022	Bryson Worrell	61
2023	L. Hoover/J. Starling	60

Stolen Bases

YEAR	NAME	SB
1961		N/A
1962	Spencer Gaylor	3
1963	Buddy Bovender	13
1964	Chuck Conners	5
1965	P. Barnes/F. Rodriguez	5
1966	Edward Thorne	13
1967	Edward Thorne	6
1968	Jim Snyder	5
1969	Stu Garrett	4
1970	Stu Garrett	6
1971	Matt Walker	5
1972	Matt Walker	7
1973	Three tied	3
1974	Ron Leggett	9
1975	Geoff Beaston	11
1976	Geoff Beaston	9
1977	Billy Best	16
1978	Billy Best	14
1979	Billy Best	15
1980	Billy Best	9
1981	Mark Shank	13
1982	Ricky Nichols	14
1983	Mike Salmond	7
1984	Steve Sides	6
1985	C. Bradberry/M. Shank	11
1986	C. Bradberry/S. Sides	20
1987	John Thomas	10
1988	Steve Godin	18
1989	John Thomas	24
1990	John Gast	30
1991	John Gast	19
1992	Pat Watkins	16
1993	Pat Watkins	29
1994	Jamie Borel	43
1995	Lamont Edwards	16
1996	Lamont Edwards	21
1997	Antaine Jones	26
1998	Randy Rigsby	23
1999	James Molinari	26
2000	James Molinari	18
2001	Warren Gaspar	16
2002	Darryl Lawhorn	15
2003	Ryan Jones	8
2004	Jamie Paige	20
2005	Brian Cavanaugh	14
2006	Jay Mattox	14

2007	Harrison Eldridge	15
2008	Harrison Eldridge	32
2009	Stephen Batts	19
2010	Trent Whitehead	15
2011	Trent Whitehead	17
2012	Zach Wright	10
2013	Jack Reinheimer	10
2014	Z. Houchins/G. Brooks	6
2015	Charlie Yorgen	8
2016	Parker Lamm	12
2017	Turner Brown	10
2018	Dwanya Williams-Sutton	18
2019	Turner Brown	11
2020	L. Hoover/C. Norby [^]	6
2021	Connor Norby	18
2022	Lane Hoover	12
2023	Luke Nowak	20

[^] COVID-19 Pandemic

Hitting Triple Crown Winner


YEAR	PLAYER
1961	Cotton Clayton
1962	Carlton Barnes
1966	Wayne Britton
1968	Jim Snyder
1969	Carey Anderson
1971	Mike Aldridge
1974	Ron Staggs
1975	Ron Staggs
1980	Butch Davis
1985	Winfred Johnson
1986	Winfred Johnson
1993	Pat Watkins
1998	Ryan Massimo
1999	Steve Salargo
2000	Joseph Hastings
2002	Darryl Lawhorn
2003	Darryl Lawhorn
2012	John Wooten
2018	Bryant Packard
2021	Connor Norby



Year-By-Year Pitching Leaders

Wins

YEAR	NAME	WINS
1961	Larry Crayton	10
1962	Nathan Greene	4
1963	Lacy West	8
1964	Jimmy Raynor	6
1965	Barnes, Rawls	6
1966	Jimmy Raynor	8
1967	Dennis Burke	6
1968	Dennis Burke	6
1969	Ron Hastings	4
1970	Ron Hastings	8
1971	Hal Baird	7
1972	Bill Godwin	7
1973	Tommy Toms	7
1974	Bill Godwin	6
1975	Dean Reavis	6
1976	Terry Durham	6
1977	Mickey Britt	9
1978	Mickey Britt	10
1979	Bob Patterson	6
1980	Bill Wilder	10
1981	Wilder, Ramey	7
1982	Bob Patterson	10
1983	Winfred Johnson	7
1984	Winfred Johnson	10
1985	Mike Christopher	10
1986	Jim Peterson	12
1987	Gary Smith	10
1988	Gary Smith	8
1989	Jonathan Jenkins	12
1990	Langdon, Jenkins	11
1991	Three tied	5
1992	Johnny Beck	7
1993	Lyle Hartgrove	11
1994	Johnny Beck	12
1995	Patrick Dunham	7
1996	Patrick Dunham	8
1997	Brooks Jernigan	8
1998	Brooks Jernigan	7
1999	Travis Thompson	10
2000	F. Minton/J. Schumacher	7
2001	Sam Narron	12
2002	Neal Sears	9
2003	Neal Sears	6
2004	Greg Bunn	10
2005	T.J. Hose	7
2006	Brody Taylor	8
2007	T.J. Hose	6
2008	J. Bristow/S. Maness	9
2009	Brad Mincey	10
2010	Seth Maness	10
2011	Seth Maness	10
2012	Jharel Cotton	8



Evan Kruczynski

2013	J. Hoffman/R. Williams	6
2014	Ryan Williams	11
2015	Evan Kruczynski	8
2016	Evan Kruczynski	8
2017	C. Holba/E. Kruczynski/ J. Wolfe	4
2018	Chris Holba	9
2019	Jake Agnos	11
2020	Jake Kuchmaner^	4
2021	Gavin Williams	10
2022	Carter Spivey	8
2023	T. Yesavage/C. Spivey	7

ERA

YEAR	NAME	ERA (MIN. 30 IP)
1961	Nathan Greene	2.60
1962	Lacy West	2.63
1963		N/A
1964	Pete Hunter	2.12
1965	Johnny Rawls	1.24

1966	Dennis Burke	1.46
1967	Dellinger	0.86
1968	Dennis Burke	0.91
1969	Ron Hastings	1.22
1970	Ron Hastings	0.56
1971	Hal Baird	1.72
1972	Dave LaRussa	0.79
1973	Tommy Toms	0.93
1974	Dave LaRussa	1.19
1975	Dean Reavis	1.82
1976	Pete Conaty	1.21
1977	Mickey Britt	1.68
1978	Mickey Britt	2.69
1979	Paul Davis	1.62
1980	Bill Wilder	1.74
1981	Bob Patterson	1.97
1982	Bob Patterson	1.84
1983	Bob Davidson	3.10
1984	Jim Peterson	3.25
1985	Daniel Boone	2.87

1986	Jake Jacobs	2.49
1987	Brien Berckman	3.82
1988	Jake Jacobs	3.32
1989	John White	1.89
1990	Tim Langdon	2.16
1991	Lyle Hartgrove	3.63
1992	Tom Moyer	3.11
1993	Mike Sanburn	2.26
1994	Jason Mills	1.86
1995	Patrick Dunham	3.28
1996	Patrick Dunham	3.10
1997	Brooks Jernigan	4.07
1998	B. Jernigan/F. Minton	3.74
1999	Cory Scott	2.53
2000	Cory Scott	1.52
2001	Jason Mandryk	1.95
2002	Neal Sears	2.23
2003	Glenn Tucker	2.82
2004	Greg Bunn	2.70
2005	Ricky Brooks	3.46
2006	Jason Neitz	3.06
2007	Jason Neitz	2.60
2008	Justin Bristow	3.07
2009	Brad Mincey	3.16
2010	Seth Maness	4.17
2011	Brad Mincey	1.57
2012	Andy Smithmyer	1.92
2013	Brett Mabry	2.35
2014	Ryan Williams	1.81
2015	Joe Ingle	1.14
2016	Evan Kruczynski	2.01
2017	Jake Agnos	3.22
2018	Davis Kirkpatrick	0.95
2019	Jake Agnos	2.29
2020	Cam Colmore (12.1 IP)^	0.00
2021	Gavin Williams	1.88
2022	Carter Spivey	2.83
2023	Trey Yesavage	2.61

Saves

YEAR	NAME	SAVES
1961		N/A
1962		N/A
1963		N/A
1964		N/A
1965		N/A
1966		N/A
1967		N/A
1968		N/A
1969		N/A
1970	Hal Baird	3
1971	B. Godwin/R. Hastings	2
1972	Three tied	1
1973	Three tied	1



Year-By-Year Pitching Leaders

1974	None	
1975	Terry Durham	1
1976	Bob Feeny	3
1977	Pete Conaty	1
1978	Ricky Ramey	2
1979	Bill Wilder	1
1980	Davis, Ramey	2
1981	Bob Patterson	2
1982	Bob Patterson	2
1983	Butler, Parsons	1
1984	Bob Davidson	3
1985	Three tied	1
1986	J. Jacobs/W. Johnson	2
1987	Gary Smith	4
1988	Gary Smith	2
1989	Brien Berckman	4
1990	Three tied	2
1991	L. Hartgrove/M. Whitten	3
1992	Lyle Hartgrove	3
1993	Three tied	2
1994	Mills, Beck	1
1995	J. Dunham/J. Hewitt	2
1996	Jeff Hewitt	2
1997	Bill Outlaw	4
1998	Travis Thompson	5
1999	Kevyn Fulcher	10
2000	Cory Scott	22
2001	Will Brinson	8
2002	Greg Bunn	7
2003	Greg Bunn	9
2004	Mike Flye	5
2005	B. Braxton/T.J. Hose	2
2006	Four tied	1
2007	Shane Mathews	14
2008	J. Ruhlman/S. Simmons	2
2009	Seth Simmons	9
2010	Seth Simmons	9
2011	Seth Simmons	6
2012	Drew Reynolds	10
2013	Drew Reynolds	14
2014	Ryan Williams	7
2015	Joe Ingle	8
2016	Joe Ingle	12
2017	M. Bridges/J. Ingle	2
2018	Ryan Ross	6
2019	Alec Burleson	5
2020	M. Bridges/R. Giles^	2
2021	C.J. Mahyue	8
2022	G. Saylor/C. Spivey	5
2023	Danny Beal	3



Ryan Williams

1994	Mike Sanburn	82
1995	Jason Mills	72
1996	Patrick Dunham	97
1997	Brooks Jernigan	112
1998	Brooks Jernigan	105
1999	Foye Minton	89
2000	Foye Minton	70
2001	Sam Narron	67
2002	Davey Penny	93
2003	Glenn Tucker	86
2004	Greg Bunn	117
2005	Ricky Brooks	70
2006	Shane Mathews	75
2007	T.J. Hose	70
2008	Justin Bristow	84
2009	Chris Heston	88
2010	Zach Woods	103
2011	Seth Maness	80
2012	Brandt, Joyner	68
2013	Jeff Hoffman	84
2014	Ryan Williams	76
2015	Reid Love	82
2016	Evan Kruczynski	95
2017	Trey Benton	74
2018	Jake Agnos	86
2019	Jake Agnos	145
2020	Alec Burleson^	22
2021	Gavin Williams	130
2022	Garrett Saylor	108
2023	Trey Yesavage	105

Bold indicates NCAA leader

^ COVID-19 Pandemic

Strikeouts

YEAR	NAME	STRIKEOUTS
1961	Larry Crayton	119
1962	Lacy West	37
1963		N/A
1964	Jimmy Raynor	65
1965	Johnny Rawls	65
1966	Jimmy Raynor	92
1967	Dennis Burke	46
1968	Vince Colbert	78
1969	Ron Hastings	48
1970	Hal Baird	84
1971	Hal Baird	105
1972	Tommy Toms	41
1973	Tommy Toms	65
1974	Dave LaRussa	44
1975	Terry Durham	32

1976	Terry Durham	38
1977	Pete Conaty	77
1978	Mickey Britt	83
1979	Britt, Davis	65
1980	B. Patterson/B. Wilder	59
1981	Bill Wilder	118
1982	Bob Patterson	64
1983	Bob Davidson	69
1984	Robbie McClanahan	66
1985	Mike Christopher	84
1986	Jim Peterson	74
1987	Gary Smith	52
1988	Scott Stevens	59
1989	J. Jacobs/J. Jenkins	89
1990	Tim Langdon	86
1991	Johnny Beck	70
1992	Johnny Beck	91
1993	Johnny Beck	88

Pitching Triple Crown Winner

YEAR	PLAYER
1973	Tommy Toms
1978	Mickey Britt
1980	Bill Wilder
1982	Bob Patterson
1990	Tim Langdon
1996	Patrick Dunham
1997	Brooks Jernigan
1998	Brooks Jernigan
2004	Greg Bunn
2008	Justin Bristow
2014	Ryan Williams
2016	Evan Kruczynski
2019	Jake Agnos
2021	Gavin Williams
2023	Trey Yesavage



Year-By-Year Results

1932 (E.C.T.C.)

1-5 OVERALL
HEAD COACH: R.C. DEAL

04/09	Atlantic Christian (Barton)	L	12-7
04/16	Louisburg College	L	1-0
04/21	Campbell	L	10-2
04/27	William & Mary	L	8-1
05/05	Louisburg	L	18-7
05/17	William & Mary	W	10-9

1933

3-3 OVERALL
HEAD COACH: R.C. DEAL

04/05	Campbell	L	7-3
04/14	Presbyterian	W	10-9
04/15	Presbyterian	N/A	
04/21	Atlantic Christian (Barton)	N/A	
04/28	Presbyterian	L	2-1
05/05	Atlantic Christian (Barton)	W	10-6
05/10	High Point	L	11-9
05/11	High Point	W	18-1

1934

HEAD COACH: W.O. JOLLY

03/27	Guilford	N/A	
03/28	Guilford	N/A	
04/13	Presbyterian	N/A	
04/14	Presbyterian	N/A	
04/19	Presbyterian	N/A	
04/20	Presbyterian	N/A	
04/28	High Point	N/A	
05/02	Oak Ridge	N/A	
05/03	Oak Ridge	N/A	
05/12	High Point	N/A	
05/13	Oak Ridge	N/A	

1935

3-3-1 OVERALL
HEAD COACH: UNKNOWN

03/27	Guilford	L	5-2
03/29	Guilford	T	5-5
03/30	High Point	W	4-3
04/01	High Point	L	11-7
04/06	Louisburg	N/A	
04/10	William & Mary	N/A	
04/15	Louisburg	W	16-14
04/24	High Point	W	9-7
04/29	Oak Ridge	L	6-1

1936

6-4-1 OVERALL
HEAD COACH: BO FARLEY

04/08	Guilford	L	14-1
04/09	Guilford	W	4-0
04/12	High Point	W	5-3

04/13	High Point	L	6-4
04/17	Navy	T	2-2
04/18	William & Mary	W	12-4
04/25	Presbyterian	W	6-2
04/27	Guilford	L	2-0
05/01	Oak Ridge	W	8-2
05/04	High Point	W	10-1
05/05	High Point	L	8-5

1937

9-4-2 OVERALL
HEAD COACH: BO FARLEY

04/01	High Point	W	5-4
04/02	Louisburg	W	3-1
04/07	Atlantic Christian (Barton)	W	7-3
04/08	Atlantic Christian (Barton)	W	8-6
04/10	Duke (B)	T	6-6
04/14	Oak Ridge	L	6-3
04/15	High Point	W	8-7
04/16	High Point	L	9-6
04/20	Guilford	W	8-3
04/24	Oak Ridge	W	6-2
04/25	Oak Ridge	L	15-14
04/29	Presbyterian	T	2-2
05/01	Campbell	W	10-5
05/02	Greenville Greenies	W	4-2
05/08	William & Mary	L	7-6

1938

17-3 OVERALL
HEAD COACH: BO FARLEY

03/28	Guilford	W	3-2
03/29	Guilford	W	4-2
03/30	High Point	W	8-3
03/31	High Point	W	6-0
04/09	Atlantic Christian (Barton)	W	9-6
04/12	New Bern	W	3-1
04/13	New Bern	L	7-4
04/14	Louisburg	W	19-2
04/18	William & Mary	W	8-0
04/19	William & Mary	W	9-1
04/25	Louisburg	W	6-3
04/26	Atlantic Christian (Barton)	W	7-6
04/30	William & Mary	W	6-5
05/02	Navy	W	8-2
05/03	Navy	W	15-1
05/04	William & Mary	L	6-5
05/07	Campbell	W	6-1
05/09	High Point	L	16-14
05/10	High Point	W	7-3
05/18	Campbell	W	8-1

1939

6-5 OVERALL
HEAD COACH: GORDON GILBERT

03/29	Campbell	L	13-5
04/10	High Point	W	23-3
04/11	High Point	L	9-8
04/23	Atlantic Christian (Barton)	L	10-9
04/27	William & Mary	W	16-1
04/28	Louisburg	W	4-1
05/01	Navy	W	10-9
05/03	High Point	L	6-1
05/04	Western Carolina	L	4-2
05/05	Western Carolina	W	8-1
05/13	Navy	W	10-9

1940

4-3 OVERALL
HEAD COACH: BO FARLEY

N/A	Elon	L	7-1
N/A	High Point	N/A	
N/A	Campbell	W	6-1
N/A	Oak Ridge	N/A	
N/A	Elon	N/A	
N/A	Oak Ridge	W	3-1
N/A	Louisburg	L	3-2
N/A	Campbell	W	7-5
N/A	Atlantic Christian (Barton)	W	5-2
N/A	Navy	L	3-1

1941

6-4 OVERALL
HEAD COACH: JOHN CHRISTENBERRY

N/A	Campbell	W	6-4
N/A	William & Mary	W	18-3
N/A	William & Mary	W	16-6
N/A	Elmira N.Y. Club	L	8-0
N/A	Atlantic Christian (Barton)	L	14-8
N/A	Elon	W	7-6
N/A	Atlantic Christian (Barton)	W	3-2
N/A	Navy	L	11-2
N/A	Navy	L	6-4
N/A	Campbell	W	9-3

1942

Records and game-by-game results unavailable

1943-1945

No games played

1946-1949

Records and game-by-game results unavailable



Year-By-Year Results

1950

7-7-1 OVERALL
HEAD COACH: JACK BOONE

N/A	Elon	L	5-1
N/A	Greenville Robins	W	5-3
N/A	Atlantic Christian (Barton)	L	13-9
N/A	Western Carolina	W	4-3
N/A	Appalachian State	W	10-5
N/A	Appalachian State	W	6-4
N/A	Navy	L	8-7
N/A	U.S. Receiving Station	T	6-6
N/A	Catawba	L	7-4
N/A	Elon	L	6-5
N/A	Navy	W	6-4
N/A	High Point	W	6-5
N/A	Lenoir Rhyne	L	13-0
N/A	Guilford	W	8-4
N/A	Atlantic Christian (Barton)	L	8-2

1951 (East Carolina College)

11-10 OVERALL
HEAD COACH: JACK BOONE

N/A	Camp Lejeune	W	7-3
N/A	Navy	L	8-6
N/A	Navy	L	8-6
N/A	Montclair	W	9-6
N/A	Guilford	W	9-6
N/A	Elon	L	3-2
N/A	Cherry Point	L	10-3
N/A	Guilford	L	5-2
N/A	Western Carolina	L	8-1
N/A	Western Carolina	W	8-1
N/A	Navy	L	10-1
N/A	Atlantic Christian (Barton)	W	10-8
N/A	Elon	W	8-0
N/A	Catawba	W	6-1
N/A	High Point	W	14-8
N/A	Navy	L	10-5
N/A	Navy	W	12-8
N/A	Atlantic Christian (Barton)	L	6-5
N/A	Catawba	L	10-5
N/A	High Point	W	7-6
N/A	Lenoir Rhyne	W	12-1

1952

9-9 OVERALL
HEAD COACH: JACK BOONE

N/A	Cherry Point	L	2-1
N/A	Cherry Point	L	11-2
N/A	High Point	W	5-2
N/A	Elon	L	2-1
N/A	Elon	W	8-3
N/A	Guilford	W	13-3
N/A	High Point	W	14-2
N/A	Montclair	L	9-4

N/A	Montclair	W	4-3
N/A	Guilford	W	5-3
N/A	Atlantic Christian (Barton)	L	3-1
N/A	High Point	L	5-3
N/A	High Point	W	8-4
N/A	Navy	L	11-3
N/A	Guilford	L	6-5
N/A	Guilford	W	8-4
N/A	Atlantic Christian (Barton)	L	6-5
N/A	Elon	W	12-3

1953

16-5 OVERALL
HEAD COACH: JACK BOONE

N/A	Atlantic Christian (Barton)	W	7-0
N/A	New Bedford	W	7-0
N/A	New Bedford	W	13-3
N/A	High Point	W	22-2
N/A	Guilford	W	6-5
N/A	Montclair	L	7-2
N/A	Montclair	W	8-7
N/A	Montclair	W	6-2
N/A	Elon	L	3-2
N/A	High Point	W	6-3
N/A	Guilford	L	7-1
N/A	High Point	W	7-2
N/A	Atlantic Christian (Barton)	W	15-2
N/A	Elon	L	4-0
N/A	Atlantic Christian (Barton)	W	7-1
N/A	High Point	W	17-6
N/A	Guilford	L	7-3
N/A	Guilford	W	14-2
N/A	Elon	W	6-5
N/A	Elon	W	12-9
N/A	Atlantic Christian (Barton)	W	8-6

1954

15-7 OVERALL
HEAD COACH: JIM MALLORY

Game-by-game results unavailable

1955

20-5 OVERALL
HEAD COACH: JIM MALLORY

Game-by-game results unavailable

1956

18-5 OVERALL
HEAD COACH: JIM MALLORY

Game-by-game results unavailable

1957

16-7 OVERALL
HEAD COACH: JIM MALLORY

Game-by-game results unavailable

1958

10-6 OVERALL
HEAD COACH: JIM MALLORY

Game-by-game results unavailable

1959

16-3 OVERALL
HEAD COACH: JIM MALLORY

Game-by-game results unavailable

1960

17-5 OVERALL
HEAD COACH: JIM MALLORY

Game-by-game results unavailable

1961

23-4 OVERALL
HEAD COACH JIM MALLORY

N/A	Springfield	W	13-8
N/A	Camp Lejeune	L	5-2
N/A	Delaware	W	20-0
N/A	Appalachian State	W	6-0
N/A	Appalachian State	W	13-0
N/A	Delaware	W	9-0
N/A	Western Carolina	W	9-2
N/A	Western Carolina	W	8-3
N/A	Catawba	W	19-5
N/A	Wake Forest	L	13-0
N/A	High Point	W	17-3
N/A	High Point	W	7-0
N/A	Pfeiffer	W	12-0
N/A	Elon	W	7-1
N/A	Lenoir Rhyne	W	6-1
N/A	Pfeiffer	L	9-8
N/A	Catawba	W	4-2
N/A	Atlantic Christian (Barton)	W	12-10
N/A	Elon	W	6-5

NAIA District Playoffs

N/A	Saint Bernard	W	3-1
N/A	Carson Newman	W	10-5

NAIA National Playoffs

N/A	Winona State	W	8-4
N/A	Sam Houston State	W	7-4
6/8	Grambling State	W	9-4
6/9	Omaha University	W	11-3
6/10	Sacramento State	L	14-5
6/11	Sacramento State	W	13-7

** ECU Wins National Championship

1962

11-10 OVERALL
HEAD COACH: JIM MALLORY

N/A	Ithaca College	W	12-2
N/A	Ithaca College	L	5-3
N/A	Wake Forest	W	10-9



Year-By-Year Results

N/A	Delaware	L	12-7
N/A	Delaware	L	4-1
N/A	Washington & Lee	W	14-2
N/A	Atlantic Christian (Barton)	W	8-1
N/A	Appalachian State	W	11-1
N/A	Appalachian State	L	11-5
N/A	Catawba	L	6-5
N/A	Pfeiffer	W	10-3
N/A	Florida State	W	19-2
N/A	North Carolina	L	2-1
N/A	High Point	W	17-3
N/A	Pfeiffer	L	18-7
N/A	Atlantic Christian (Barton)	W	6-1
N/A	Catawba	L	5-3
N/A	Wake Forest	L	12-11
N/A	High Point	W	8-1
N/A	Elon	L	4-3
N/A	Elon	W	6-3

1963

25-6-1 OVERALL
HEAD COACH: EARL SMITH

N/A	Presbyterian	W	14-1
N/A	Southern Illinois	W	6-2
N/A	Colgate	W	12-1
N/A	Ithaca	L	7-1
N/A	Ithaca	W	6-2
N/A	Wake Forest	W	3-0
N/A	William & Mary	W	2-1
N/A	Delaware	W	18-9
N/A	Delaware	L	12-7
N/A	Washington & Lee	W	11-3
N/A	Bowling Green	T	9-9
N/A	Bowling Green	L	2-1
N/A	Camp Lejeune	W	6-4
N/A	Atlantic Christian (Barton)	W	8-0
N/A	Florida State	L	6-1
N/A	Elon	W	17-3
N/A	Atlantic Christian (Barton)	W	2-1
N/A	Elon	W	13-1
N/A	Wake Forest	W	5-3

NAIA District 26 Playoffs

N/A	Pembroke State (UNCP)	W	7-6
N/A	Pembroke State (UNCP)	W	6-3
N/A	Pfeiffer	W	6-5
N/A	Pfeiffer	W	4-1

NAIA Area 7 Playoffs

N/A	Carson-Newman	W	1-0
N/A	Georgia Southern	W	3-0
N/A	Georgia Southern	W	11-4
N/A	Georgia Southern	W	3-2

NAIA National Playoffs

N/A	Grambling State	L	5-4
N/A	California Wesleyan	W	5-0

N/A	Mayville State	W	3-1
N/A	Winona State	W	10-2
N/A	Grambling State	L	7-5

** ECU finishes third in nation

1964

18-7 OVERALL
HEAD COACH: EARL SMITH

National Rank: 23rd (CB)

N/A	Springfield	W	5-2
N/A	New York University	W	6-2
N/A	New York University	W	6-1
N/A	LaSalle	L	4-2
N/A	Delaware	W	9-8
N/A	Williams College	W	18-1
N/A	Massachusetts	W	3-1
N/A	Ithaca	W	9-6
N/A	Ithaca	W	5-2
N/A	NC State	W	5-4
N/A	Wake Forest	W	5-1
N/A	Duke	W	12-4
N/A	Richmond	W	5-0
N/A	Richmond	L	4-0
N/A	Camp Lejeune	L	4-2
N/A	Camp Lejeune	W	1-0
N/A	William & Mary	W	8-3
N/A	Duke	W	5-1
N/A	Wake Forest	L	11-4
N/A	Camp Lejeune	L	6-5
N/A	Camp Lejeune	W	4-3
N/A	Frederick	W	13-0

NCAA District 3 Playoffs

N/A	North Carolina	L	8-0
N/A	West Virginia	W	6-5
N/A	North Carolina	L	13-2

1965

16-7 OVERALL
HEAD COACH: EARL SMITH

03/23	Amherst	W	7-3
03/25	Springfield	W	9-2
03/26	Springfield	L	1-0
03/29	Rider	W	3-0
03/31	Ithaca	W	1-0
04/01	Ithaca	W	5-2
04/02	Davidson	W	20-4
04/03	William & Mary	W	11-1
04/07	Brown	W	3-2
04/07	Brown	L	4-3
04/12	at Duke	L	6-5
04/14	Richmond	W	2-0
04/14	Richmond	W	7-2
04/16	at Davidson	W	14-2
04/17	at Davidson	L	6-5
04/24	UNCW	W	5-1

05/01	at Campbell	W	15-2
05/03	Duke	L	6-2
05/05	at NC State	W	4-0
05/08	at UNCW	L	6-3
05/10	at Wake Forest	L	19-3
05/11	Campbell	W	7-3
05/15	Wake Forest	W	12-1

1966

17-10 OVERALL • 12-3 SOUTHERN CONFERENCE (1ST)
HEAD COACH: EARL SMITH

National Rank: 28th (CB)

03/19	North Carolina	W	5-3
03/21	Springfield	L	7-1
03/22	Springfield	W	6-2
03/24	Massachusetts	L	14-1
03/25	Massachusetts	L	5-4
03/30	Ithaca	W	5-0
03/31	Ithaca	L	1-0
04/02	at George Washington	W	9-2
04/02	at George Washington	L	8-6
04/04	William & Mary	L	4-1
04/09	Davidson	W	4-0
04/09	Davidson	W	1-0
04/11	at Duke	W	7-4
04/15	at Richmond	W	4-1
04/15	at Richmond	W	5-0
04/16	at West Virginia	W	3-0
04/16	at West Virginia	L	7-2
04/25	at VMI	W	7-0
04/25	at VMI	W	5-0
04/28	NC State	L	16-6
04/30	Furman	W	3-0
04/30	Furman	W	6-2
05/02	Duke	W	7-6
05/07	at William & Mary	W	10-1
05/14	at The Citadel	W	6-0

NCAA District 3 Playoffs (Gastonia, N.C.)

06/02	vs. North Carolina	L	7-1
06/03	vs. Florida State	L	6-3

1967 (East Carolina University)

23-6 OVERALL • 13-3 SOUTHERN CONFERENCE (TIE-1ST)
HEAD COACH: EARL SMITH

National Rank: 23rd (CB)

03/18	Dartmouth	L	3-2
03/21	George Washington	W	10-0
03/21	George Washington	W	4-3
03/23	Virginia	W	16-0
03/24	Virginia	W	3-1
03/29	Ithaca	W	9-4
03/30	Ithaca	W	8-6
N/A	Fordham	W	5-4



Year-By-Year Results

N/A	Fordham	W	10-1
04/05	Colby	W	1-0
04/08	West Virginia	L	4-2
04/08	West Virginia	W	4-2
04/10	Richmond	W	2-0
04/10	Richmond	W	5-1
04/12	at Duke	W	6-2
04/15	VMI	W	13-0
04/15	VMI	W	6-0
04/18	at NC State	W	16-9
04/22	The Citadel	W	12-9
04/22	The Citadel	W	4-0
04/27	at North Carolina	L	11-0
05/02	Duke	W	4-3
05/06	at Furman	L	2-1
05/06	at Furman	L	1-0
05/10	at Davidson	W	10-1
05/10	at Davidson	W	2-0
05/10	at William & Mary	W	4-1
05/10	at William & Mary	W	4-3
05/20	West Virginia	L	10-6

1968

21-11-1 OVERALL • 10-1 SOUTHERN CONFERENCE (1ST)

HEAD COACH: EARL SMITH

National Rank: 19th (CB)

03/20	Ithaca	L	8-4
03/21	Ithaca	W	7-4
03/25	Virginia	W	5-2
03/25	Virginia	W	7-4
03/26	Virginia	W	11-4
03/28	Dartmouth	W	7-2
03/30	William & Mary	W	11-7
04/01	Brown	T	5-5
04/03	at Furman	W	7-0
04/05	Colby	W	2-1
04/06	The Citadel	W	6-5
04/12	at Pembroke State (UNCP)	W	3-2
04/13	at Pembroke State (UNCP)	L	11-4
04/15	at UNCW	L	5-1
04/16	at UNCW	L	4-3
04/20	NC State	L	7-3
04/23	Davidson	W	8-0
04/23	Davidson	W	12-4
04/25	UNCW	W	3-1
04/30	at The Citadel	L	4-3
04/30	at The Citadel	W	5-0
05/04	at Davidson	W	5-4
05/06	Duke	W	2-1
05/07	at NC State	L	15-8
05/08	Clemson	L	7-0
05/09	Clemson	L	8-1
05/11	Furman	W	4-3
05/11	Furman	W	9-0

05/17	William & Mary	W	11-0
05/18	William & Mary	W	5-1
NCAA District 3 Playoffs			
N/A	vs. Florida State	W	2-1
N/A	vs. NC State	L	7-5
N/A	vs. Florida State	L	3-2

1969

15-14 OVERALL • 7-7 SOUTHERN CONFERENCE (3RD, SOUTH)

HEAD COACH: EARL SMITH

03/15	at Duke	L	7-5
03/19	Ithaca	W	3-0
03/20	Ithaca	L	9-6
03/21	North Carolina	L	2-1
03/22	Virginia	L	3-1
03/23	Virginia	W	8-5
03/28	Dartmouth	W	5-2
03/29	Dartmouth	W	13-0
03/31	Barton	W	14-4
04/02	Cornell	L	3-2
04/02	Cornell	W	5-0
04/03	Cornell	W	3-2
04/07	William & Mary	L	7-6
04/10	NC State	L	4-3
04/12	at Davidson	W	8-4
04/12	at Davidson	W	6-0
04/13	George Washington	W	5-3
04/16	at The Citadel	L	1-0
04/16	at The Citadel	L	5-2
04/19	Davidson	W	3-0
04/19	Davidson	L	3-2
04/26	at Richmond	W	8-1
04/27	at Virginia Military	L	8-6
04/27	at Virginia Military	W	5-2
05/03	The Citadel	W	5-0
05/03	The Citadel	W	1-0
05/05	at NC State	L	12-2
05/10	Furman	L	4-3
05/10	Furman	L	1-0

1970

20-13 OVERALL • 13-6 SOUTHERN CONFERENCE (1ST, SOUTH)

HEAD COACH: EARL SMITH

National Rank: 25th (CB)

03/14	Duke	L	1-0
03/18	Ithaca	W	3-1
03/18	Ithaca	W	6-3
03/27	Dartmouth	W	1-0
03/28	Dartmouth	W	8-1
03/31	at UNCW	L	5-2
04/04	at The Citadel	W	5-1
04/04	at The Citadel	W	6-1
04/05	at UNCW	W	5-1

04/07	at Campbell	L	6-5
04/11	Furman	W	4-1
04/11	Furman	L	5-4
04/14	The Citadel	W	1-0
04/14	The Citadel	L	3-2
04/16	at NC State	L	5-4
04/18	Richmond	W	6-1
04/19	Virginia Military	W	7-0
04/21	NC State	L	5-0
04/22	Davidson	W	4-2
04/22	Davidson	W	2-1
04/25	at William & Mary	L	5-4
04/26	at George Washington	W	2-0
04/29	Furman	L	2-0
04/29	Furman	W	6-0
05/02	at Davidson	W	4-1
05/02	at Davidson	L	4-3
05/08	vs. George Washington	W	7-0
05/08	vs. George Washington	L	4-0
05/12	Campbell	W	3-1
05/13	at Duke	W	6-5

NCAA District 3 Playoffs (Gastonia, N.C.)

05/28	vs. Florida State	L	2-0
05/29	vs. Mississippi State	L	12-6

1971

12-18 OVERALL • 7-5 SOUTHERN CONFERENCE (4TH)

HEAD COACH: EARL SMITH

03/06	NC State	L	7-2
03/07	NC State	W	6-5
03/17	Ithaca	W	3-0
03/18	Ithaca	L	7-5
03/25	Dartmouth	L	11-0
03/27	Virginia	L	9-5
03/28	Virginia	L	1-0
04/04	at Virginia Military	W	8-2
04/04	at Virginia Military	W	8-0
04/08	The Citadel	L	2-1
04/09	at NC State	W	7-6
04/10	at NC State	L	8-5
04/11	at High Point	L	9-8
04/12	at Virginia Tech	W	8-6
04/13	at Virginia Tech	L	6-3
04/22	at Duke	L	7-1
04/24	at Furman	L	3-2
04/25	at The Citadel	L	2-1
04/25	at The Citadel	L	1-0
04/28	at William & Mary	W	4-3 (12)
05/01	at Richmond	W	4-2
05/01	at Richmond	L	11-2
05/02	North Carolina	W	10-6
05/04	William & Mary	L	1-0
05/07	N.C. Wesleyan	L	5-3
05/08	at VCU	W	6-5



Year-By-Year Results

05/10	Campbell	W	15-2
05/12	James Madison	L	2-1
05/14	UNCW	L	9-7
05/17	at North Carolina	L	7-6

1972

19-10 OVERALL • 11-5 SOUTHERN CONFERENCE (2ND)
HEAD COACH: EARL SMITH

03/11	NC State	W	8-5
03/12	NC State	W	2-0
03/15	Duke	W	4-3
03/23	Dartmouth	W	5-3
03/24	Dartmouth	W	5-3
03/25	Virginia	W	13-11
03/26	Virginia	L	6-2
03/29	UNCW	L	13-6
04/03	at North Carolina	W	5-3
04/06	at Duke	L	4-0
04/09	Furman	L	4-3
04/10	The Citadel	L	3-2
04/10	The Citadel	L	3-2
04/12	William & Mary	W	7-0
04/15	Davidson	W	4-1
04/15	Davidson	W	4-3
04/18	at NC State	L	11-7
04/21	Virginia Military	W	14-0
04/21	Virginia Military	W	5-0
04/23	at Virginia Military	W	3-2
04/26	Richmond	L	1-0
04/26	Richmond	W	6-0
04/29	at Furman	W	7-0
04/29	at Furman	W	4-1
05/01	at William & Mary	L	6-3
05/01	at William & Mary	W	5-3
05/06	at Davidson	W	11-5
05/07	Appalachian State	L	3-1
05/14	at Appalachian State	W	14-6

1973

16-8 OVERALL • 10-4 SOUTHERN CONFERENCE (TIE-2ND)
HEAD COACH: JAMES MALLORY

03/05	at Duke	W	4-0 (11)
03/10	Virginia	W	5-2
03/11	Virginia	L	7-4
03/17	Furman	W	4-0
03/17	Furman	W	3-0
03/19	Duke	W	6-0
03/22	Dartmouth	W	6-0
03/23	Dartmouth	W	3-2
04/02	Richmond	L	1-0
04/11	NC State	L	11-3
04/14	at Davidson	W	12-0
04/14	at Davidson	W	3-2

04/16	William & Mary	W	7-0
04/21	at The Citadel	W	16-1
04/22	at UNCW	L	4-3
04/23	at UNCW	L	4-3
04/24	at Pembroke State (UNCP)	W	8-2 (14)
04/28	The Citadel	L	2-1
04/30	at Richmond	L	2-1
N/A	Virginia Military	W	5-4
N/A	Virginia Military	W	11-2
N/A	William & Mary	W	5-3
N/A	Appalachian State	W	5-4
N/A	Appalachian State	L	9-1

1974

17-13 OVERALL • 12-2 SOUTHERN CONFERENCE (1ST)
HEAD COACH: GEORGE WILLIAMS

National Rank: 25th (CB)

03/02	at Campbell	W	9-1
03/05	Duke	W	11-6
03/06	at NC State	L	1-0
03/07	at NC State	L	4-1
03/13	at Duke	L	3-2
03/16	at Furman	L	1-0
03/16	at Furman	W	6-4
03/18	Virginia	W	3-0
03/23	Shippensburg	W	2-1 (14)
03/24	Shippensburg	W	6-0
03/30	Davidson	W	2-1
03/30	Davidson	W	12-0
04/01	Richmond	W	6-0
04/02	NC State	L	8-2
04/04	at William & Mary	W	8-2
04/06	Appalachian State	W	3-2 (10)
04/06	Appalachian State	W	2-0
04/12	at Pembroke State	L	3-0
04/13	at The Citadel	W	3-2
04/15	at UNCW	L	3-2
04/15	at UNCW	L	1-0
04/20	William & Mary	W	12-2
04/24	at Richmond	W	8-3
04/27	at Virginia Military	W	7-1
04/27	at Virginia Military	W	8-2
04/29	The Citadel	L	5-3
05/03	UNCW	L	16-8
05/07	Campbell	L	4-2

NCAA District 3 Playoffs

05/23	vs. Vanderbilt	L	2-1
05/24	vs. South Carolina	L	5-1

1975

17-12 OVERALL • 9-5 SOUTHERN CONFERENCE (3RD)
HEAD COACH: GEORGE WILLIAMS

03/06	Duke	L	8-2
-------	------	---	-----

03/06	Duke	W	15-0
N/A	NC State	W	3-2
N/A	NC State	L	7-0
03/17	Furman	L	7-0
03/17	Furman	W	2-0
N/A	Davidson	L	2-1
N/A	Davidson	L	6-4
N/A	Maryland	L	5-3
03/24	Campbell	W	1-0
N/A	E. Connecticut State	W	5-4
N/A	E. Connecticut State	L	2-1
03/28	Duke	L	5-3
03/29	Virginia Military	W	3-2
03/29	Virginia Military	W	17-0
N/A	Pembroke State (UNCP)	W	5-2
N/A	Richmond	L	6-2
N/A	Richmond	W	7-2
N/A	William & Mary	W	7-1
N/A	Richmond	W	3-1
N/A	Richmond	L	3-1
N/A	Appalachian State	L	5-3
N/A	Appalachian State	W	10-4
N/A	William & Mary	W	9-7
N/A	The Citadel	W	8-6
N/A	UNCW	L	4-2
N/A	The Citadel	W	6-5
05/07	Campbell	W	6-2
N/A	UNCW	W	6-4

1976

22-7 OVERALL • 7-6 SOUTHERN CONFERENCE (4TH)
HEAD COACH: GEORGE WILLIAMS

03/07	Maryland	W	3-0
03/07	Maryland	W	3-2
03/13	at Furman	L	4-3
03/13	at Furman	L	12-6
03/15	Western Carolina	W	5-1
03/18	at NC State	W	6-1
03/18	at NC State	W	3-1
03/20	Davidson	W	3-0
03/20	Davidson	L	3-1
03/21	at Duke	W	11-7
03/21	at Duke	W	4-1
03/22	North Carolina	W	3-2
03/23	at Campbell	W	5-3
03/28	Barton	W	5-1
03/28	Barton	W	4-1
04/03	Appalachian State	W	3-2
04/03	Appalachian State	W	11-1
04/05	at Pembroke State (UNCP)	W	4-2
04/07	William & Mary	L	10-9
04/09	UNCW	W	7-2
04/12	at The Citadel	W	8-7
04/15	Richmond	L	7-6



Year-By-Year Results

04/17	at William & Mary	W	6-1
04/22	Pembroke State	L	5-1
04/24	at Virginia Military	W	11-1
04/24	at Virginia Military	W	11-0
04/26	at Richmond	L	3-2
04/29	Barton	W	6-4
05/04	at UNCW	W	11-2

1977

30-12 OVERALL • 15-1 SOUTHERN CONFERENCE (1ST)
HEAD COACH: MONTE LITTLE

03/05	at Campbell	W	4-2
03/08	VCU	W	6-0
03/10	Old Dominion	W	15-2
03/12	at NC State	W	7-3
03/12	at NC State	L	1-0
03/13	at Elon	W	16-8
03/14	E. Connecticut State	L	7-3
03/19	NC State	L	1-0 (10)
03/19	NC State	L	10-2
03/21	at North Carolina	W	5-3
03/22	Maryland	L	3-0
03/23	Maryland	W	3-2
03/25	Elon	L	5-3
03/26	Virginia Military	W	8-0
03/26	Virginia Military	W	3-0
03/31	Richmond	W	6-0
03/31	Richmond	W	5-0
04/01	Pembroke State (UNCP)	W	12-11(10)
04/02	Furman	W	9-3
04/02	Furman	W	3-2
04/04	Campbell	W	6-3
04/04	Campbell	W	4-2
04/05	at UNCW	W	6-4
04/09	at Davidson	W	1-0
04/09	at Davidson	W	8-2
04/11	Marshall	W	4-3
04/11	Marshall	W	2-1
04/14	Barton	L	8-4
04/14	Barton	W	9-0
04/16	at Appalachian State	W	2-0
04/16	at Appalachian State	W	12-6
04/18	at Western Carolina	L	8-4
04/18	at Western Carolina	W	4-1
04/20	at Pembroke State (UNCP)	L	12-8
04/21	UNCW	L	4-3
04/23	William & Mary	W	6-1
04/23	William & Mary	W	5-3
04/25	at Barton	W	7-2
04/30	at The Citadel	W	2-1
04/30	at The Citadel	W	3-2

NCAA Atlantic Regional (Columbia, S.C.)

05/21	vs. Wake Forest	L	6-3
05/22	at South Carolina	L	4-1

1978

27-18 OVERALL
HEAD COACH: MONTE LITTLE

03/04	at Elon	W	3-2
03/05	at NC State	W	5-0 (7)
03/05	at NC State	L	5-0 (7)
03/07	at South Carolina	L	4-3
03/10	Purdue	W	6-2
03/10	Purdue	L	7-4
03/11	James Madison	W	16-6
03/12	James Madison	W	2-1
03/15	at Richmond	L	9-4
03/18	at Campbell	W	3-1
03/18	Campbell	L	9-5
03/20	E. Connecticut State	W	8-4
03/21	E. Connecticut State	W	4-3
03/22	Clemson	W	4-3
03/23	Clemson	L	3-0
03/25	UMass-Dartmouth	W	13-0
03/25	UMass-Dartmouth	L	3-2
03/27	at North Carolina	L	4-2
03/31	at William & Mary	L	7-6
04/01	at Old Dominion	L	4-3
04/01	at Old Dominion	L	11-10
04/02	at Virginia Wesleyan	W	16-4
04/05	North Carolina	W	12-3
04/06	Elon	W	8-2
04/07	at VCU	W	15-10
04/08	Virginia Tech	W	9-8
04/09	Virginia Tech	W	4-2
04/10	at Pembroke State (UNCP)	L	9-8
04/11	UNCW	W	25-1
04/13	* vs. NC State	L	3-0
04/13	* vs. NC State	W	5-2
04/15	UNCW	W	8-0
04/16	South Carolina	W	9-7
04/17	Maryland	W	7-6
04/19	Pembroke State (UNCP)	W	5-3
04/21	Campbell	W	13-3
04/22	Campbell	W	11-4
04/23	at UNCW	L	7-4
04/23	at UNCW	L	4-3
04/24	Methodist	W	23-1
04/28	Virginia Wesleyan	W	4-0
04/28	Virginia Wesleyan	L	7-5
04/29	at Atlantic Christian (Barton)W	8-0	
05/06	at Virginia Tech	L	3-2
05/07	at Virginia Tech	L	4-0

* Rocky Mount, N.C.

1979

25-19 OVERALL
HEAD COACH: MONTE LITTLE

03/03	at South Carolina	W	4-3 (10)
-------	-------------------	---	----------

03/04	at South Carolina	L	5-0
03/06	at Clemson	L	2-1 (11)
03/07	at Clemson	L	1-0
03/10	Connecticut	L	4-3
03/11	Connecticut	W	4-0
03/12	Connecticut	W	5-0 (7)
03/12	Connecticut	W	6-0 (7)
03/15	at Elon	L	4-1
03/16	at NC State	L	1-0 (7)
03/16	at NC State	W	6-1 (7)
03/20	E. Connecticut State	W	6-1
03/21	E. Connecticut State	W	14-1
03/22	Charlotte	W	5-2 (7)
03/22	Charlotte	W	14-0 (7)
03/24	Virginia Tech	L	6-3
03/25	Virginia Tech	W	6-2
03/29	at UNCW	L	2-1
03/20	Virginia	L	11-9
04/01	Maryland	W	10-5
04/02	at North Carolina	L	9-8
04/06	Campbell	W	5-2
04/07	William & Mary	W	14-1
04/08	Davis and Elkins	W	6-2
04/09	North Carolina	W	7-6 (15)
04/10	UNCW	W	17-15 (12)
04/14	Pembroke State (UNCP)	W	3-2
04/15	Pembroke State (UNCP)	L	8-0 (7)
04/15	Pembroke State (UNCP)	L	7-2 (7)
04/18	NC State	L	1-0 (7)
04/18	NC State	L	3-1 (7)
04/19	VCU	W	10-2
04/20	Liberty	W	10-5
04/21	Liberty	W	6-5
04/24	Virginia Wesleyan	W	6-5
04/25	at Campbell	L	3-2
04/27	Methodist	L	3-0 (7)
04/27	Methodist	W	4-0 (7)
04/28	at Barton	L	3-2
04/30	Barton	W	10-7
05/01	N.C. Wesleyan	L	12-9 (8)
05/01	N.C. Wesleyan	W	13-0 (7)
05/05	South Carolina	L	3-2
05/06	South Carolina	W	5-4 (10)

1980

28-7 OVERALL
HEAD COACH: HAL BAIRD

03/09	Connecticut	W	2-1 (7)
03/09	Connecticut	W	1-0 (7)
03/10	Connecticut	W	4-3 (7)
03/10	Connecticut	W	6-3 (7)
03/12	at Charlotte	W	5-3 (7)
03/14	at South Carolina	L	7-2
03/16	Virginia	L	11-9
03/17	Richmond	W	4-1



Year-By-Year Results

03/19	at William & Mary	W	16-2
03/22	at Richmond	W	10-3
03/23	Ohio	W	1-0 (7)
03/24	Ohio	W	4-2 (7)
03/27	at NC State	W	6-5 (7)
03/27	at NC State	W	10-4 (7)
03/30	Fairfield	W	7-4
04/02	Fairfield	L	10-9
04/03	North Carolina	W	10-3
04/05	Southern Vermont	W	12-1
04/06	Southern Vermont	W	forfeit
04/08	at Campbell	W	6-0
04/10	at North Carolina	L	12-8
04/12	Maryland	L	8-6
04/13	at UNCW	W	7-4
04/14	at UNCW	W	8-5
04/19	UNCW	W	11-6
04/22	at Barton	W	5-4
04/22	at Barton	W	12-7
04/23	N.C. Wesleyan	W	7-1 (7)
04/23	N.C. Wesleyan	W	3-1 (7)
04/25	Charlotte	W	3-2
04/26	UNCW	W	4-0
04/27	Barton	W	6-0
04/27	Barton	W	4-0

NCAA Northeast Regional (Orono, Maine)			
05/23	vs. Harvard	L	7-3
05/24	vs. Maine	L	2-1

1981

28-15 OVERALL
HEAD COACH: HAL BAIRD

03/07	NC State	W	2-0
03/08	William & Mary	W	10-3
03/09	William & Mary	W	10-6
03/13	Connecticut	W	8-7
03/14	Virginia	L	6-5
03/15	Virginia	W	14-5
03/15	Connecticut	L	3-1
03/18	Clemson	L	14-4
03/19	Clemson	W	4-1
03/21	Yale	W	4-3
03/21	Yale	W	3-2
03/22	Fairfield	L	7-6
03/23	Princeton	W	10-4
03/24	Princeton	W	1-0
03/26	Fairfield	W	4-1
03/27	at William & Mary	L	4-3
03/28	Fairfield	W	9-6
03/31	at Barton	W	5-2
03/31	at Barton	W	12-1
04/02	at NC State	L	4-3
04/03	at Charlotte	W	11-0
04/04	at Campbell	W	7-5

04/04	at Campbell	W	13-2
04/07	North Carolina	L	4-3
04/09	at N.C. Wesleyan	W	19-6
04/11	at UNCW	L	6-3
04/12	at UNCW	L	3-1
04/16	Virginia Military	W	14-3
04/16	Virginia Military	W	6-3
04/17	Charleston Southern	W	3-2
04/17	Charleston Southern	W	5-3
04/18	Charleston Southern	W	9-7
04/20	Campbell	W	2-1
04/20	Campbell	L	9-0
04/21	Davis and Elkins	W	1-0
04/22	Barton	W	5-3 (7)
04/22	Barton	W	3-1(7)
04/23	Davis and Elkins	L	12-5
04/24	Charlotte	W	13-1
04/25	UNCW	L	4-3
04/26	UNCW	L	9-3
04/27	N.C. Wesleyan	L	9-3
05/03	at North Carolina	L	4-3

1982

34-14 OVERALL; 6-3 ECAC SOUTH (3RD)
HEAD COACH: HAL BAIRD

03/04	Virginia Wesleyan	W	10-8
03/05	James Madison	W	3-0
03/08	at Clemson	L	2-1
03/09	at Clemson	L	6-3
03/10	at Charleston Southern	L	4-3
03/10	at Charleston Southern	W	6-2
03/12	Connecticut	W	11-0
03/13	Connecticut	W	9-2
03/14	Connecticut	W	4-2
03/14	Connecticut	W	12-3
03/16	Fairfield	W	9-1
03/17	Fairfield	W	9-0
03/18	George Mason	W	7-0
03/19	George Mason	W	4-3
03/23	Old Dominion	L	4-1
03/26	Ohio	W	8-1
03/27	Richmond	W	11-1
03/27	Ohio	W	2-1
03/28	Ohio	W	6-5 (15)
03/30	at Virginia	W	18-10
03/31	at William & Mary	W	8-2
03/31	at William & Mary	L	6-4
04/01	at Richmond	L	13-6
04/02	Catawba	W	9-6
04/07	at NC State	W	2-0
04/07	at NC State	W	4-2
04/09	at Campbell	L	13-5
04/12	at North Carolina	W	2-1
04/14	at Atlantic Christian (Barton)W	14-7	
04/14	at Atlantic Christian (Barton)W	13-6	

04/15	NC State	L	11-8
04/15	NC State	L	4-1
04/16	Campbell	L	2-1
04/17	Campbell	W	7-0
04/18	Charlotte	W	14-7
04/19	at UNCW	L	7-3
04/22	N.C. Wesleyan	W	5-1
04/24	UNCW	L	5-3
04/26	at N.C. Wesleyan	W	11-5
04/28	Atlantic Christian (Barton) W	4-3	
04/28	Atlantic Christian (Barton) W	5-0	

ECAC South Tournament (Harrisonburg, Va.)

05/13	James Madison	W	8-2
05/14	Catholic	W	7-4
05/15	Catholic	W	8-4

NCAA East Regional (Columbia, S.C.)

05/27	vs. Old Dominion	L	2-1
05/28	vs. North Carolina	W	1-0
05/29	vs. West Virginia	L	4-1

1983

21-17-1 OVERALL; 2-3-1 ECAC SOUTH
HEAD COACH: HAL BAIRD

03/02	VCU	W	2-1
03/03	Atlantic Christian (Barton) W	5-0	
03/04	at NC State	L	13-7
03/08	NC State	L	4-1
03/10	VCU	W	8-6
03/10	VCU	W	3-2
03/11	VCU	W	10-0
03/12	Connecticut	W	8-3
03/12	Connecticut	W	9-8
03/13	Connecticut	W	11-10
03/14	Fairfield	W	13-6
03/15	Fairfield	W	8-4
03/19	George Mason	L	6-2
03/19	George Mason	W	5-0
03/21	at NC State	L	10-5
03/22	at Campbell	L	7-1
03/23	Ohio	W	5-3
03/28	at Charleston Southern	W	13-8
03/29	at Charleston Southern	L	1-0
03/30	at UNCW	W	6-5
04/01	UNCW	L	1-0
04/04	at North Carolina	L	9-1
04/05	Old Dominion	L	13-2
04/06	Virginia Wesleyan	W	8-5
04/11	N.C. Wesleyan	L	12-6
04/12	at N.C. Wesleyan	L	5-4
04/14	North Carolina	L	9-1
04/15	at American	W	8-4
04/15	at American	T	1-1
04/16	at William & Mary	L	5-4
04/17	at Richmond	L	3-6



Year-By-Year Results

04/19	at UNCW	W	6-0
04/22	Campbell	L	10-1
04/23	Campbell	W	8-7
04/25	Atlantic Christian (Barton)	L	8-4
04/29	Charleston Southern	W	6-1
04/30	Charleston Southern	W	14-2
04/30	at Old Dominion	W	7-5
05/01	Atlantic Christian (Barton)	L	3-2
05/01	Atlantic Christian (Barton)	W	3-1

1984

34-13 OVERALL; 7-2 ECAC SOUTH (1ST)
HEAD COACH: HAL BAIRD

National Rank: 20th (CB)

03/01	Atlantic Christian (Barton)	W	1-0
03/01	Atlantic Christian (Barton)	L	3-2
03/03	at Campbell	W	8-3
03/09	Virginia Wesleyan	L	5-4
03/10	Princeton	W	5-4
03/11	Fairfield	W	8-1
03/12	Fairfield	L	6-4
03/13	Fairfield	W	5-2
03/14	George Mason	W	8-3
03/15	George Mason	W	7-1
03/16	Connecticut	W	7-6
03/17	Connecticut	W	8-4
03/17	Connecticut	W	5-4
03/21	Northwestern	L	4-2
03/21	Northwestern	W	3-1
03/22	Ohio	W	10-2
03/22	Ohio	W	7-5
03/23	Ohio	W	11-2
03/24	American	W	11-2
03/24	American	L	6-5
03/27	North Carolina	W	6-4
03/31	at William & Mary	L	8-2
04/01	James Madison	W	4-3
04/02	at North Carolina	L	17-5
04/05	NC State	L	7-6
04/07	at Richmond	W	6-4
04/08	at James Madison	W	3-1
04/11	at N.C. Wesleyan	W	18-7
04/12	at VCU	W	11-1
04/14	at Virginia Wesleyan	W	7-2
04/17	at UNCW	W	9-7
04/18	UNCW	W	8-6
04/19	VCU	L	6-2
04/21	N.C. Wesleyan	W	7-5
04/24	N.C. Wesleyan	L	9-5
04/25	Atlantic Christian (Barton)	W	7-2
04/25	Atlantic Christian (Barton)	W	13-1
04/26	William & Mary	W	4-1

ECAC South Tournament (Harrisonburg, Va.)

05/10	vs. Georgetown	L	4-1
05/11	vs. LaSalle	W	5-0

05/12	vs. Georgetown	W	7-6
05/12	vs. James Madison	W	4-3
05/13	vs. James Madison	W	9-5
NCAA South Regional (Tallahassee, Fla.)			
05/24	vs. South Alabama	W	5-4
05/25	vs. Florida State	W	7-4
05/26	vs. Miami	L	6-4
05/27	vs. South Alabama	L	18-2

1985

32-14 OVERALL; 12-4 ECAC SOUTH (1ST)
HEAD COACH: GARY OVERTON

02/24	Atlantic Christian (Barton)	W	5-0
03/05	St. Augustine's	W	5-1
03/05	St. Augustine's	W	6-2
03/06	Atlantic Christian (Barton)	W	27-15
03/07	VCU	W	5-4
03/08	NC State	L	6-0
03/10	Fairfield	L	12-2
03/11	Fairfield	W	10-2
03/12	Fairfield	W	14-6
03/13	Purdue	W	8-2
03/14	Eastern Kentucky	W	9-2
03/15	Connecticut	W	10-7
03/16	Connecticut	W	6-5
03/16	Connecticut	L	6-1
03/18	Maryland	W	3-2
03/20	at UNCW	W	3-2
03/20	at UNCW	L	8-3
03/21	North Carolina	L	19-5
03/27	Ohio	W	7-6
03/27	Ohio	W	9-1
03/28	Ohio	L	6-5
03/30	James Madison	L	9-2
03/30	James Madison	W	11-6
03/31	James Madison	W	11-10
04/02	at Atlantic Christian (Barton)	W	10-4
04/02	at Atlantic Christian (Barton)	W	10-5
04/04	at North Carolina	L	13-2
04/05	American	W	7-1
04/05	American	W	9-8
04/06	American	W	17-3
04/08	Richmond	L	6-4
04/08	Richmond	W	4-3
04/09	at NC State	W	18-6
04/11	N.C. Wesleyan	W	6-5
04/13	Virginia Wesleyan	W	9-1
04/17	William & Mary	W	3-2
04/17	William & Mary	W	5-0
04/20	at George Mason	L	7-2
04/20	at George Mason	W	16-3
04/21	at George Mason	W	16-8
04/24	UNCW	W	8-4
05/02	at Campbell	L	5-4

05/11	Campbell	L	3-2
ECAC South Tournament (Greenville, N.C.)			
05/16	George Mason	L	7-2
05/17	New York Tech	W	5-4
05/18	Iona	L	6-5

1986

40-10 OVERALL; 13-5 CAA (TIE-1ST)
HEAD COACH: GARY OVERTON

03/01	Atlantic Christian (Barton)	W	2-0
03/01	Atlantic Christian (Barton)	W	3-2
03/03	St. Augustine	W	13-3
03/03	St. Augustine	W	8-2
03/08	William & Mary	W	10-1
03/08	William & Mary	W	2-0
03/09	Fairfield	W	20-3
03/11	VCU	W	9-8
03/12	Fairfield	W	4-3
03/13	Fairfield	W	10-3
03/15	Connecticut	W	6-3
03/16	Virginia	W	9-5
03/18	Pittsburgh-Bradford	W	12-0
03/18	Pittsburgh-Bradford	W	9-0
03/22	Richmond	W	2-1
03/22	Richmond	L	4-3
03/23	Vermont	W	9-8
03/24	Slippery Rock	W	5-2
03/25	Ohio	W	8-6
03/25	Ohio	W	10-5
03/26	Ohio	W	5-0
03/29	at James Madison	L	9-0
03/29	at James Madison	L	5-3
03/30	at James Madison	W	9-6
03/31	at VCU	L	5-4
04/02	at Atlantic Christian (Barton)	W	4-1
04/03	at NC State	W	7-6
04/05	George Mason	W	9-3
04/05	George Mason	W	6-4
04/06	George Mason	W	8-6
04/09	at Richmond	W	13-4
04/10	North Carolina	W	9-6
04/12	Mount Olive	W	10-1
04/16	at William & Mary	W	2-0
04/17	at North Carolina	L	6-5
04/19	at American	W	9-2
04/19	at American	W	13-6
04/20	at American	W	11-5
04/24	NC State	L	10-1
04/26	UNCW	L	9-3
04/26	UNCW	W	11-7
04/28	Virginia Wesleyan	W	9-3
05/02	N.C. Wesleyan	W	11-6
05/03	at N.C. Wesleyan	L	6-4
05/09	at NC State	W	9-5



Year-By-Year Results

CAA Tournament (Greenville, N.C.)

05/15	Richmond	L	4-0
05/16	James Madison	W	7-6
05/17	UNCW	W	9-8
05/17	Richmond	W	12-8
05/18	Richmond	L	8-5

1987

**26-17 OVERALL; 8-7 CAA (4TH)
HEAD COACH: GARY OVERTON**

03/05	Atlantic Christian (Barton)	W	10-5
03/08	Fairfield	W	29-6
03/11	Fairfield	W	11-2
03/11	Rhode Island	W	5-0
03/13	UMass-Dartmouth	W	6-0
03/14	VCU	L	2-1
03/15	at NC State	L	17-1
03/21	James Madison	W	9-3
03/21	James Madison	W	8-2
03/22	James Madison	W	4-3
03/24	Rider	W	6-5
03/24	Rider	W	7-5
03/28	at William & Mary	W	13-3
03/29	at William & Mary	W	26-0
03/29	at William & Mary	W	5-4
04/01	Atlantic Christian (Barton)	W	15-8
04/04	Richmond	L	8-2
04/04	Richmond	W	14-4
04/05	Richmond	L	9-5
04/08	Old Dominion	L	10-6
04/12	St. Augustine's	W	4-3
04/12	St. Augustine's	L	4-2
04/17	St. Bonaventure	W	4-2
04/17	St. Bonaventure	L	5-4
04/18	St. Bonaventure	W	14-0
04/18	at VCU	L	11-5
04/22	at North Carolina	W	10-2
04/26	at UNCW	L	8-4
04/26	at UNCW	L	12-2
04/27	at UNCW	W	7-5
05/02	at George Mason	L	4-2
05/02	at George Mason	L	7-1
05/03	at George Mason	L	3-0
05/06	NC State	L	17-8
05/07	N.C. Wesleyan	W	7-3

CAA Tournament (Richmond, Va.)

05/14	vs. George Mason	W	5-3
05/15	vs. James Madison	L	6-2
05/16	vs. George Mason	W	8-4
05/16	vs. UNCW	W	10-3
05/17	vs. James Madison	W	11-10
05/17	vs. James Madison	W	14-11

NCAA Atlantic Regional (Tallahassee, Fla.)

05/21	vs. Florida State	L	10-5
-------	-------------------	---	------

05/22 vs. Central Michigan L 17-9

1988

**33-14 OVERALL; 8-6 CAA (TIE-2ND)
HEAD COACH: GARY OVERTON**

02/27	Virginia	W	11-10
02/27	Virginia	L	4-3
02/28	Virginia	L	6-5
02/28	George Washington	W	5-4
03/02	St. Augustine's	W	4-3
03/02	St. Augustine's	W	20-4
03/05	Providence	W	8-3
03/05	Providence	W	12-5
03/06	Fairfield	W	13-0
03/07	Fairfield	W	11-2
03/08	Fairfield	W	23-6
03/11	FDU-Madison	W	18-5
03/11	VCU	L	5-4
03/14	Connecticut	W	5-0
03/15	Connecticut	L	10-2
03/17	Vermont	W	3-1
03/17	Vermont	W	3-2
03/19	at UNCW	L	3-2
03/19	at UNCW	L	6-5
03/20	at UNCW	W	7-4
03/23	Campbell	L	7-4
03/24	Cleveland State	W	10-2
03/27	James Madison	L	5-0
03/27	James Madison	L	2-1
03/30	St. Bonaventure	W	6-5
03/30	St. Bonaventure	W	15-3
04/02	William & Mary	W	5-0
04/02	William & Mary	W	13-2
04/03	William & Mary	W	7-6
04/06	Liberty	W	7-3
04/09	at George Mason	W	8-7
04/09	at George Mason	L	12-10
04/10	at George Mason	L	3-1
04/14	Mount Olive	W	9-1
04/16	Richmond	W	9-1
04/16	Richmond	W	7-5
04/17	Richmond	W	9-8
04/21	North Carolina	W	3-1
04/22	at North Carolina	L	16-5
04/25	Barton	W	10-2
04/30	Gardner-Webb	W	10-1
04/30	Gardner-Webb	W	9-4
05/01	Gardner-Webb	W	9-4
05/07	Norfolk State	W	4-2

CAA Tournament (Richmond, Va.)

05/12	vs. William & Mary	W	9-1
05/13	vs. George Mason	L	10-2
05/14	at Richmond	L	15-2

1989

**37-11 OVERALL; 12-3 CAA (2ND)
HEAD COACH: GARY OVERTON**

02/18	Howard	W	8-1
02/18	Howard	W	10-0
03/03	St. Augustine's	W	11-0
03/03	St. Augustine's	W	8-3
03/05	Fairfield	W	14-4
03/05	Fairfield	W	12-5
03/06	Fairfield	W	10-5
03/10	at South Carolina	L	7-4
03/12	Connecticut	W	8-0
03/12	Connecticut	W	7-2
03/14	at NC State	W	5-3 (10)
03/18	at James Madison	L	13-4
03/18	at James Madison	W	10-8
03/19	at James Madison	W	7-2
03/21	Davis & Elkins	W	9-3
03/25	at William & Mary	W	14-1
03/26	at William & Mary	W	10-4
03/26	at William & Mary	W	4-0
03/30	Kent State	W	7-3
04/01	George Mason	W	4-3
04/01	George Mason	W	4-1
04/02	George Mason	W	12-1
04/04	Charleston Southern	W	5-2
04/04	Charleston Southern	W	9-4
04/08	at Richmond	W	4-3
04/08	at Richmond	W	5-4
04/09	at Richmond	W	5-1
04/12	at Virginia	L	3-2
04/15	UNCW	L	5-3
04/15	UNCW	W	9-0
04/16	UNCW	L	4-3 (10)
04/18	at Old Dominion	L	7-5
04/21	VCU	L	14-7
04/22	VCU	W	7-4
04/23	Atlantic Christian (Barton)	W	6-0
04/23	Atlantic Christian (Barton)	W	11-4
04/28	Mount Olive	W	9-2
04/28	Mount Olive	W	2-0
05/05	Norfolk State	W	6-3
05/06	N.C. Wesleyan	W	4-1
05/09	at North Carolina	L	14-4

CAA Tournament (Wilmington, N.C.)

05/11	vs. George Mason	L	4-2 (10)
05/12	at UNCW	W	6-1
05/13	vs. James Madison	W	4-3
05/14	vs. George Mason	W	4-2
05/15	vs. Richmond	W	2-1 (11)

NCAA East Regional (Gainesville, Fla.)

05/25	at Florida	L	11-6
05/26	vs. Villanova	L	10-6



Year-By-Year Results

1990

47-9 OVERALL • 11-2 CAA (1ST)
HEAD COACH: GARY OVERTON

02/17	Atlantic Christian (Barton)	W	4-1
02/18	Mount Olive	W	22-14
02/18	Mount Olive	W	15-0
02/24	Virginia	W	5-3
02/24	Virginia	W	2-1
02/25	Virginia	W	8-3
02/28	St. Augustine's	W	13-1
02/28	St. Augustine's	W	8-2
03/02	at Auburn	W	5-4
03/03	at Auburn	L	9-6
03/04	Fairfield	W	11-5
03/05	Fairfield	W	16-7
03/06	Radford	W	7-6
03/07	Western Carolina	W	7-2
03/08	Western Carolina	W	12-0
03/09	Binghamton	W	3-2
03/09	Binghamton	W	6-1
03/11	Providence	W	20-2
03/13	VCU	W	4-3
03/14	UNC Asheville	W	4-3
03/15	UNC Asheville	L	5-2
03/16	UNC Asheville	L	7-2
03/17	Howard	W	13-4
03/17	Howard	W	18-0
03/21	at Campbell	W	5-2
03/27	at Duke	W	5-2
03/31	Richmond	W	11-3
03/31	Richmond	W	2-1
04/03	North Carolina	W	2-1
04/07	at UNCW	L	7-3
04/07	at UNCW	W	12-3
04/08	at UNCW	W	5-2
04/10	at NC State	W	6-5
04/11	at North Carolina	W	8-1
04/14	James Madison	W	2-1
04/14	James Madison	W	6-0
04/15	James Madison	W	6-5
04/18	NC State	W	6-5
04/20	George Mason	L	5-4
04/20	George Mason	W	10-3
04/21	William & Mary	W	10-2
04/21	William & Mary	W	10-6
04/22	William & Mary	W	7-6
04/23	at VCU	W	8-3
04/24	at Virginia	L	9-6
04/28	Campbell	W	17-3
05/03	at Winthrop	W	8-4
05/05	N.C. Wesleyan	L	7-1
05/06	Norfolk State	W	16-3
CAA Tournament (Wilmington, N.C.)			
05/11	vs. William & Mary	W	16-4

05/12	vs. James Madison	W	13-5
05/13	vs. George Mason	W	11-6
05/14	vs. George Mason	W	12-7

NCAA Atlantic Regional (Miami, Fla.)

05/25	vs. South Florida	W	4-2
05/27	vs. The Citadel	L	8-5
05/28	vs. NC State	L	8-1

1991

30-24-1 OVERALL • 9-8 CAA (3RD)
HEAD COACH: GARY OVERTON

02/20	Atlantic Christian (Barton)	L	8-6
02/23	Howard	W	13-3
02/23	Howard	W	5-4
02/24	Howard	W	7-0
02/27	North Carolina	L	2-1
02/28	St. Augustine's	W	11-2
02/28	St. Augustine's	L	3-1
03/02	at Western Carolina	W	8-6
03/05	at VCU	L	9-8
03/09	George Mason	W	3-2
03/09	George Mason	W	10-4
03/10	Fairfield	L	7-6
03/11	Fairfield	W	15-8
03/14	UNC Asheville	L	7-5
03/14	UNC Asheville	W	6-4
03/15	UNC Asheville	W	11-8
03/17	James Madison	W	11-8
03/17	James Madison	L	5-3
03/22	at William & Mary	W	12-3
03/24	at Richmond	L	6-3
03/24	at Richmond	L	4-2
03/26	Maryland	W	4-2
03/27	Maryland	W	9-4
03/28	Jacksonville	W	6-4
03/29	Jacksonville	T	7-7
03/30	C.W. Post	L	10-7
04/02	at NC State	L	13-6
04/06	at James Madison	W	7-6
04/06	at James Madison	L	2-1
04/07	at George Mason	W	5-4
04/07	at George Mason	L	6-2
04/09	at North Carolina	W	3-2
04/12	Richmond	L	5-4
04/13	Richmond	L	4-3
04/16	NC State	L	5-2
04/23	at Campbell	W	13-5
04/24	Old Dominion	L	2-0
04/27	at UNCW	L	6-3
04/28	at UNCW	W	4-1
04/29	at Charleston Southern	L	8-4
04/29	at Charleston Southern	L	6-5
05/04	Campbell	W	7-5
05/05	UNCW	W	10-6

05/06	UNCW	W	2-1
05/06	N.C. Wesleyan	W	8-7
05/11	VCU	L	5-1

CAA Tournament (Greenville, N.C.)

05/14	James Madison	W	9-8
05/15	George Mason	L	13-6
05/16	James Madison	W	9-6
05/16	George Mason	W	8-5
05/17	Richmond	W	4-2
05/17	Richmond	W	14-7

NCAA Midwest Regional (Wichita, Kan.)

05/24	at Wichita State	L	10-5
05/25	vs. Rider	W	6-5
05/26	vs. Ohio State	L	6-5

1992

25-24 OVERALL • 7-10 CAA (5TH)
HEAD COACH: GARY OVERTON

02/16	Pembroke State (UNCP)	W	4-3
02/19	Campbell	W	5-2
02/20	UNC Greensboro	L	3-0
02/26	at Coastal Carolina	L	17-2
02/29	Howard	W	14-1
02/29	Howard	W	6-2
03/01	Howard	W	26-3
03/04	St. Augustine's	L	4-1
03/04	St. Augustine's	W	14-0
03/07	Atlantic Christian (Barton)	W	6-5
03/07	Atlantic Christian (Barton)	W	4-0
03/08	Fairfield	W	9-3
03/09	Fairfield	W	9-5
03/12	at Campbell	W	13-12
03/14	at George Mason	L	11-1
03/14	at George Mason	W	5-4
03/15	at George Mason	L	3-1
03/18	Marist	W	19-9
03/19	Marist	W	6-5
03/21	at James Madison	L	5-1
03/21	at James Madison	L	7-5
03/22	at James Madison	L	4-3
03/25	at NC State	L	6-2
03/27	Erskine	L	3-0
03/27	Erskine	L	2-1
03/28	UNCW	W	1-0
03/28	UNCW	W	3-2
03/29	UNCW	W	8-7
04/01	at UNC Greensboro	L	6-2
04/04	at Maryland	L	12-8
04/05	at Maryland	W	13-8
04/07	NC State	L	7-4
04/11	Old Dominion	W	8-7
04/11	Old Dominion	L	14-3
04/12	Old Dominion	W	6-1
04/14	at Campbell	W	6-1



Year-By-Year Results

04/15	North Carolina	L	5-1
04/18	at Richmond	L	1-0
04/18	at Richmond	L	8-0
04/19	at Richmond	L	2-0
04/22	VCU	W	9-8 (11)
04/25	William & Mary	L	7-4
04/25	William & Mary	W	4-1
05/02	N.C. Wesleyan	L	5-3
05/03	VCU	W	6-5
05/05	Campbell	W	15-2
CAA Tournament (Greenville, N.C.)			
05/12	vs. James Madison	L	2-1
05/14	vs. UNCW	L	9-7

1993

**41-19 OVERALL • 11-7 CAA (3RD)
HEAD COACH: GARY OVERTON**

02/12	at Georgia Southern	L	4-2
02/13	at Georgia Southern	W	8-4
02/14	at Georgia Southern	L	4-1
02/17	at Campbell	W	7-6
02/20	UNC Greensboro	W	3-0
02/21	Charlotte	W	12-2
02/22	North Carolina	W	8-4
02/27	Howard	W	14-0
02/27	George Washington	L	2-0
02/28	Howard	W	4-0
02/28	Howard	W	9-0
03/03	Virginia State	W	9-1
03/06	at Virginia Tech	L	14-2
03/07	at Virginia Tech	L	6-5 (10)
03/08	St. Augustine's	W	9-2
03/08	St. Augustine's	W	11-0
03/10	at NC State	L	9-6
03/13	James Madison	W	14-12
03/14	James Madison	W	2-1
03/14	James Madison	W	1-0
03/16	Hartford	W	10-2
03/18	Marist	W	2-0
03/18	Marist	W	8-4
03/20	at UNCW	W	10-2
03/21	at UNCW	W	6-1
03/21	at UNCW	L	6-4
03/26	Erskine	W	5-3
03/27	Erskine	W	7-2
03/27	Erskine	W	3-1
03/31	Campbell	W	11-2
04/03	at Old Dominion	W	6-3
04/03	at Old Dominion	L	3-1
04/04	at Old Dominion	L	9-6
04/08	at UNC Greensboro	L	6-5
04/10	Richmond	W	2-1
04/10	Richmond	W	3-2
04/11	Richmond	W	8-4

04/13	North Carolina	L	10-5
04/14	at North Carolina	W	3-1
04/17	at William & Mary	L	9-3
04/18	at William & Mary	W	7-2
04/18	at William & Mary	W	19-2
04/20	Campbell	W	4-2
04/21	VCU	L	4-3 (10)
04/24	George Mason	L	12-10
04/24	George Mason	L	7-4
04/25	George Mason	L	6-4
04/28	at North Carolina	L	5-3
05/01	at Charlotte	W	8-2
05/04	NC State	W	8-6
05/08	N.C. Wesleyan	W	13-4
05/09	Atlantic Christian (Barton)	W	7-3
05/11	at VCU	W	9-4

CAA Tournament (Wilmington, N.C.)

05/19	at UNCW	W	3-2
05/21	vs. James Madison	W	8-4
05/21	vs. George Mason	W	7-4
05/23	vs. George Mason	W	9-4

NCAA Atlantic Regional (Atlanta, Ga.)

05/27	vs. South Carolina	L	6-5
05/28	vs. Liberty	W	6-0
05/29	vs. Ohio State	L	6-2

1994

**36-18 OVERALL • 8-9 CAA (5TH)
HEAD COACH: GARY OVERTON**

02/05	at Florida	L	4-2
02/05	at Florida	L	5-4
02/06	at Florida	L	7-3
02/16	Virginia State	W	18-2
02/16	Virginia State	W	20-0
02/22	at VCU	W	3-2 (12)
02/23	VCU	W	6-1
02/26	Howard	W	21-0
02/26	Howard	W	9-0
02/27	Howard	W	8-1
03/04	Virginia Tech	W	7-3
03/05	Virginia Tech	W	9-3
03/07	Temple	W	17-7
03/08	Temple	W	11-1
03/09	Temple	W	9-4
03/11	Yale	W	5-4
03/12	UNCW	L	3-2
03/12	UNCW	W	3-2
03/13	UNCW	W	6-5
03/14	Yale	W	7-6 (11)
03/18	Erskine	W	12-1
03/18	Erskine	W	4-1
03/21	Georgia Southern	W	13-3
03/22	Georgia Southern	W	4-2
03/23	Georgia Southern	L	9-8 (10)

03/26	Old Dominion	L	6-4
03/26	Old Dominion	L	3-0
03/27	Old Dominion	W	8-5
03/30	Atlantic Christian (Barton)	W	9-3
04/02	at Richmond	L	14-4
04/02	at Richmond	W	5-2
04/03	at Richmond	L	7-6 (10)
04/06	at Campbell	L	4-3 (10)
04/09	William & Mary	W	10-3
04/09	William & Mary	L	12-6
04/10	William & Mary	W	13-12 (10)
04/12	at Duke	W	12-5
04/13	North Carolina	W	6-3
04/19	at NC State	L	9-3
04/23	at James Madison	L	7-4
04/23	at James Madison	L	5-4 (8)
04/24	at James Madison	L	10-9
04/27	at North Carolina	W	7-5
04/30	NC State	L	7-4
05/01	Duke	W	4-3
05/04	Campbell	W	1-0
05/08	at George Mason	W	11-6
05/08	at George Mason	W	6-1
05/14	N.C. Wesleyan	W	3-2 (10)

CAA Tournament (Norfolk, Va.)

05/18	at UNCW	W	4-3 (10)
05/19	at Old Dominion	L	15-4
05/20	George Mason	W	4-3
05/21	Richmond	L	6-2

1995

**29-26 OVERALL • 5-13 CAA (6TH)
HEAD COACH: GARY OVERTON**

02/11	Coppin State	W	20-1
02/11	Coppin State	W	7-2
02/11	Coppin State	W	15-3
02/24	Howard	W	17-2
02/24	Howard	W	15-2
02/25	Howard	W	2-1
02/25	Monmouth	W	7-1
02/25	Monmouth	W	4-1
02/26	Monmouth	W	13-1
02/26	Monmouth	W	9-2
02/26	Howard	W	10-1
03/04	# South Carolina	L	8-4
03/05	# Virginia Tech	L	10-4
03/06	# North Carolina	W	6-4
03/06	Drexel	L	5-1
03/10	Yale	W	12-7
03/11	Yale	W	12-5
03/11	Marist	W	13-2
03/12	Marist	W	6-0
03/18	at Old Dominion	L	5-1
03/18	at Old Dominion	W	2-1



Year-By-Year Results

03/19	at Old Dominion	L	7-1
03/22	^North Carolina	L	2-1
03/25	Richmond	L	8-2
03/25	Richmond	L	7-5
03/26	Richmond	W	5-2
03/27	Kent State	L	8-4
03/29	Campbell	W	8-0
04/01	George Mason	L	6-0
04/01	George Mason	W	7-5
04/02	George Mason	L	8-7
04/08	at William & Mary	W	11-3
04/08	at William & Mary	W	5-2
04/09	at William & Mary	L	7-5
04/13	Towson State	W	12-4
04/13	Towson State	W	2-1
04/15	James Madison	L	8-1
04/15	James Madison	L	6-1
04/16	James Madison	L	9-1
04/18	Campbell	W	7-6
04/20	at Duke	L	4-2
04/22	at UNCW	L	5-4 (10)
04/22	at UNCW	L	6-5
04/23	at UNCW	L	6-4
04/28	NC State	W	6-1
04/29	at NC State	L	10-0
05/06	VCU	W	4-0
05/06	VCU	W	4-2
05/08	^Duke	W	9-3
05/09	NC State	L	10-1
05/10	at NC State	L	11-2
05/12	at Georgia Southern	L	5-2 (12)
05/13	at Georgia Southern	L	7-3

CAA Tournament (Kinston, N.C.)

05/17	vs. Richmond	L	10-3
05/18	vs. William & Mary	L	8-7

Wilmington, N.C.; ^ Kinston, N.C.

1996

22-24 OVERALL • 10-11 CAA (5TH)

HEAD COACH: GARY OVERTON

02/23	# UNC Asheville	L	7-1
02/24	# (25) Kentucky	W	5-4
02/24	# Char. Southern	W	9-7
02/25	# (4) Tennessee	W	5-4
03/02	Radford	W	3-1
03/02	Radford	W	5-3
03/03	^ Radford	L	11-4
03/03	^ Radford	W	4-3
03/11	Rider	W	11-5
03/13	Rider	W	6-5
03/13	Rider	W	11-2
03/14	Yale	W	2-1
03/20	Georgia Southern	L	5-4
03/21	Georgia Southern	L	3-0
03/23	William & Mary	W	3-0

03/23	William & Mary	W	8-0
03/24	William & Mary	W	6-2
03/30	at James Madison	W	5-3
03/30	at James Madison	L	4-0
03/31	at James Madison	W	18-9
04/02	Campbell	L	8-4
04/06	at George Mason	L	4-3 (10)
04/06	at George Mason	L	5-1
04/07	at George Mason	W	12-2
04/10	at Campbell	W	8-4
04/13	UNCW	W	15-2
04/13	UNCW	W	7-4
04/14	UNCW	L	1-0 (10)
04/16	NC State	L	9-1
04/20	VCU	L	14-6
04/20	VCU	W	5-1
04/21	VCU	L	15-5
04/25	Duke	L	6-5
04/27	at Virginia	L	7-4
04/28	at Virginia	L	6-5
05/03	Old Dominion	W	5-4
05/03	Old Dominion	L	6-4
05/04	Old Dominion	L	15-9
05/05	at Old Dominion	L	14-5
05/08	at NC State	L	11-8
05/10	at Richmond	L	10-9
05/10	at Richmond	L	11-2
05/11	at Richmond	L	16-6

CAA Tournament (Kinston, N.C.)

05/14	vs. George Mason	W	1-0
05/15	vs. Old Dominion	L	9-7
05/16	vs. VCU	L	10-0

Wilmington, N.C.; ^ Kinston, N.C.

1997

29-27 OVERALL • 10-11 CAA (TIE-4TH)

HEAD COACH: GARY OVERTON

02/07	at The Citadel	L	8-4
02/08	% Appalachian State	L	8-7
02/09	% Western Carolina	W	5-4
02/15	Radford	W	4-3
02/15	Monmouth	W	9-4
02/16	Monmouth	W	6-1
02/16	Radford	L	7-5
02/18	at Georgia Southern	L	14-0
02/19	at Georgia Southern	L	4-3
02/21	\$ Rider	W	6-3
02/22	\$ Villanova	W	6-5
02/23	\$ West Virginia	W	19-10
03/01	Virginia	W	13-10
03/01	Virginia	L	6-5
03/02	Virginia	L	15-2
03/05	North Carolina	L	9-4
03/06	West Virginia	L	4-1
03/07	West Virginia	W	10-1

03/09	St. John's	L	18-2
03/10	St. John's	W	2-0
03/10	St. John's	L	7-6
03/15	William & Mary	W	15-8
03/15	William & Mary	W	3-1
03/16	William & Mary	W	16-3
03/17	Yale	W	8-7
03/22	at VCU	L	3-2
03/22	at VCU	L	4-1
03/23	at VCU	L	14-6
03/24	The Citadel	L	19-6
03/25	The Citadel	W	10-3
03/26	Duke	W	9-4
03/29	Richmond	W	6-3
03/29	Richmond	W	6-3
03/30	Richmond	W	9-6
04/02	at NC State	L	9-7
04/05	at Old Dominion	W	7-5
04/05	at Old Dominion	L	4-3
04/06	at Old Dominion	L	3-2
04/09	at Campbell	W	11-10
04/12	George Mason	L	27-17
04/13	George Mason	L	8-2
04/13	George Mason	L	6-3
04/19	at UNCW	L	12-3
04/19	at UNCW	W	4-3
04/20	at UNCW	L	8-3
04/22	at North Carolina	L	11-8
04/26	at James Madison	W	7-6
04/26	at James Madison	L	6-5
04/27	at James Madison	W	16-6
05/06	Campbell	W	12-0
05/09	at West Virginia	W	13-8

CAA Tournament (Kinston, N.C.)

05/13	vs. George Mason	W	7-5
05/14	vs. UNCW	W	9-8
05/15	vs. Richmond	L	6-3
05/16	vs. William & Mary	W	3-2
05/17	vs. Richmond	L	9-8

% Charleston, S.C.; \$ Wilmington, N.C.

1998

30-29 OVERALL • 10-11 CAA (TIE-4TH)

HEAD COACH: KEITH LECLAIR

02/09	at Duke	L	3-2
02/13	at Clemson	W	6-1
02/14	at Clemson	L	16-4
02/15	at Clemson	L	8-2
02/19	at Elon	L	4-3
02/21	Radford	W	7-1
02/21	Radford	W	8-4
02/22	Radford	W	10-6
02/22	Radford	W	6-2
02/24	UNC Greensboro	L	5-4
02/27	Youngstown State	W	9-4



Year-By-Year Results

02/28	Youngstown State	W	5-2
03/01	Youngstown State	W	17-11
03/04	Elon	W	7-5
03/07	Georgia Southern	L	10-5
03/07	Georgia Southern	L	9-6
03/11	at Wake Forest	L	11-5
03/14	at William & Mary	W	13-4
03/14	at William & Mary	W	4-3
03/15	at William & Mary	W	5-3
03/17	Campbell	W	10-9
03/18	Coastal Carolina	W	8-5
03/21	VCU	L	9-8 (12)
03/22	VCU	L	7-4
03/22	VCU	L	5-3
03/24	at Winthrop	L	14-9
03/25	at Winthrop	L	8-5
03/28	at Richmond	L	9-8
03/28	at Richmond	L	6-3
03/29	at Richmond	L	11-7
03/31	at Campbell	L	7-6 (10)
04/04	Old Dominion	W	2-1
04/04	Old Dominion	W	6-5
04/05	Old Dominion	W	3-1
04/08	North Carolina A&T	W	15-10
04/11	at George Mason	L	9-5
04/11	at George Mason	L	8-7
04/12	at George Mason	W	14-5
04/15	vs. NC State	L	14-3
04/18	UNCW	W	15-5
04/18	UNCW	L	2-0
04/19	UNCW	L	6-4
04/21	Winthrop	L	12-10
04/22	at NC State	W	10-7
04/25	at College of Charleston	W	10-8
04/25	at College of Charleston	L	8-2
04/26	at College of Charleston	W	21-7
04/28	at UNC Greensboro	L	1-0
04/29	at North Carolina	L	8-3
05/01	James Madison	L	9-8 (11)
05/01	James Madison	W	12-11
05/02	James Madison	W	14-6
05/05	Mount Olive	W	8-4
05/06	Mount Olive	W	10-0
05/09	Wake Forest	W	4-2
05/10	Duke	W	11-10 (12)

CAA Tournament (Kinston, N.C.)

05/12	vs. Old Dominion	W	6-2
05/13	vs. (29) VCU	L	5-2
05/14	vs. George Mason	L	4-1

1999

46-16 OVERALL • 14-6 CAA (2ND)

HEAD COACH: KEITH LECLAIR

National Rank: 18th (CB), 19th (BA), 23rd (USA Today)

02/12	# (15) North Carolina	L	8-3
02/13	# Virginia	W	12-0
02/14	# NC State	W	8-0
02/20	Radford	W	9-3
02/20	Radford	W	3-1
02/21	Radford	L	11-7
02/25	at (22) Wake Forest	W	3-2
02/27	Ohio	W	14-8
02/27	Ohio	W	15-5
02/28	Ohio	W	7-3
03/03	Elon	W	13-3
03/05	% (28) Georgia	W	10-5
03/05	% Ohio State	L	10-7
03/06	% (3) Miami	W	6-5
03/7	% Ohio State	L	9-3
03/10	College of Charleston	W	11-10 (10)
03/10	College of Charleston	W	8-3
03/13	UNC Asheville	W	11-5
03/13	UNC Asheville	L	2-1
03/16	Clemson	W	5-4
03/17	Clemson	W	14-2
03/20	Youngstown State	W	10-0
03/20	Youngstown State	W	10-3
03/21	Youngstown State	W	14-2
03/23	UNC Greensboro	W	6-1
03/24	at Campbell	W	5-4
03/26	at James Madison	W	6-5
03/27	at James Madison	W	11-2
03/28	at James Madison	W	16-15
03/30	(19) Wake Forest	W	11-8
03/31	at Coastal Carolina	L	4-3
04/02	William & Mary	W	23-3
04/03	William & Mary	W	8-6 (13)
04/04	William & Mary	W	4-2
04/07	Coastal Carolina	W	8-4
04/09	at (22) VCU	W	8-4
04/10	at (22) VCU	L	4-3
04/14	at Elon	L	4-3
04/16	Richmond	W	13-11
04/17	Richmond	W	12-5
04/18	Richmond	L	6-1
04/21	at UNC Greensboro	W	9-8
04/23	at Old Dominion	W	14-4
04/24	at Old Dominion	W	9-2
04/25	at Old Dominion	L	5-2
04/27	(9) North Carolina	W	8-6
04/30	George Mason	W	15-0
05/01	George Mason	W	11-1
05/02	George Mason	L	6-2
05/04	Campbell	W	8-0
05/08	^ NC State	L	3-2
05/13	at UNCW	L	4-2
05/15	at UNCW	W	9-5
05/15	at UNCW	L	9-3

CAA Tournament (Kinston, N.C.)

05/18	vs. William & Mary	W	10-3
05/20	vs. VCU	W	8-7
05/21	vs. Old Dominion	W	4-3
05/23	vs. Old Dominion	W	21-13

NCAA Regional (Baton Rouge, La.)

05/28	vs. Southern	W	13-2
05/29	vs. (17) LSU	W	11-10
05/30	vs. (17) LSU	L	12-10
05/31	vs. (17) LSU	L	9-0

Charleston, S.C.; % Coral Gables, Fla.; ^ Wilson, N.C.

2000

46-18 OVERALL • 14-7 CAA (TIE-1ST)
HEAD COACH: KEITH LECLAIR

National Rank: 29th (CB)

02/07	Duke	W	5-0
02/11	# NC State	W	10-2
02/12	# (24) South Carolina	L	12-1
02/13	# Maryland	W	5-4 (10)
02/18	George Washington	W	3-0
02/19	George Washington	W	11-9
02/20	George Washington	W	4-3
02/23	at (4) North Carolina	L	6-4
02/25	Radford	W	20-6
02/26	Radford	W	9-7
02/27	Radford	W	6-5
02/29	at Coastal Carolina	L	4-2
03/04	Navy	W	10-9
03/04	Navy	W	7-6
03/05	Navy	W	3-2
03/07	Duke	W	7-6
03/08	(20) Wake Forest	W	8-1
03/10	Appalachian State	W	7-5
03/11	Appalachian State	W	6-3
03/12	Appalachian State	W	7-5
03/14	at (4) Clemson	L	7-0
03/15	at (4) Clemson	W	12-4
03/17	Purdue	W	3-2
03/17	Purdue	W	7-4
03/18	Purdue	L	5-3
03/22	Youngstown State	W	12-0
03/24	James Madison	W	15-6
03/25	James Madison	W	13-7
03/26	James Madison	W	16-4
03/29	at UNC Greensboro	W	4-3
03/31	at William & Mary	W	9-6
04/01	at William & Mary	W	6-5
04/02	at William & Mary	W	4-2
04/05	UNC Greensboro	L	15-7
04/07	VCU	L	3-2
04/08	VCU	W	2-1
04/09	VCU	L	5-4
04/11	at Campbell	L	4-3
04/12	Coastal Carolina	W	9-4



Year-By-Year Results

04/14	at Richmond	L	6-3
04/16	at Richmond	W	5-3
04/16	at Richmond	W	10-6
04/18	(10) North Carolina	L	8-2
04/19	(10) at Wake Forest	W	5-3
04/21	Old Dominion	L	9-4
04/22	Old Dominion	L	15-3
04/23	Old Dominion	L	4-0
04/25	Elon	W	5-1
04/26	Campbell	W	9-2
04/28	at George Mason	W	8-3
04/29	at George Mason	W	9-6
04/30	at George Mason	L	11-7
05/02	at Elon	L	7-5
05/11	UNCW	W	17-3
05/12	UNCW	W	7-6
05/13	UNCW	W	9-1

CAA Tournament (Manteo, N.C.)

05/16	vs. George Mason	W	8-3
05/18	vs. UNCW	W	5-4
05/19	vs. VCU	W	8-5
05/21	vs. VCU	W	7-6

NCAA Regional (Lafayette, La.)

05/26	vs. Marist	W	12-3
05/27	vs. (21) Louisiana-Lafayette	L	5-3
05/27	vs. Marist	W	8-7 (11)
05/28	vs. (21) Louisiana-Lafayette	L	8-5

Charleston, S.C.

2001

47-13 OVERALL • 19-2 CAA (1ST)

HEAD COACH: KEITH LECLAIR

National Rank: 11th (CB, BA, USA Today), 12th (NCBWA)

02/ 9	Western Carolina	W	9-5
02/10	Western Carolina	W	6-0
02/11	Western Carolina	W	12-1
02/16	Siena	W	6-3
02/17	Siena	W	9-2
02/18	Siena	W	9-2
02/21	at Duke	W	8-1
02/23	Radford	W	4-1
02/24	Radford	W	9-2
02/25	Radford	W	10-3
02/28	North Carolina A&T	W	7-3
03/02	Delaware	W	11-9
03/02	Delaware	W	13-8
03/03	Delaware	L	10-7 (10)
03/07	at (22) Wake Forest	L	8-7
03/08	Ball State	W	10-4
03/09	Ball State	W	9-8 (11)
03/10	Ball State	W	3-2
03/13	# Illinois State	W	9-6
03/14	at Florida Atlantic	L	9-8
03/16	at (7) Miami (Fla.)	L	14-13

03/17	at (7) Miami (Fla.)	W	7-2
03/18	at (7) Miami (Fla.)	L	8-4
03/21	Wake Forest	W	8-3
03/23	at James Madison	W	9-7
03/24	at James Madison	W	11-8
03/25	at James Madison	W	8-7
03/27	UNC Greensboro	L	9-5
03/28	at Coastal Carolina	L	12-3
03/30	William & Mary	W	7-4
03/31	William & Mary	W	4-1
04/01	William & Mary	W	8-4
04/03	Elon	W	6-3
04/04	Coastal Carolina	W	7-6
04/06	at VCU	W	8-1
04/07	at VCU	L	12-3
04/08	at VCU	W	8-3
04/10	Elon	L	8-5 (10)
04/11	at Elon	W	5-4
04/13	Richmond	W	13-8
04/14	Richmond	W	18-6
04/15	Richmond	W	7-1
04/17	at North Carolina	L	6-3
04/20	at Old Dominion	W	11-4
04/21	at Old Dominion	W	13-3
04/22	at Old Dominion	W	13-1
04/24	Duke	W	16-3
04/25	at NC State	W	6-4 (11)
04/27	George Mason	W	5-4
04/28	George Mason	W	2-1
04/29	George Mason	W	9-3
05/02	NC State	W	9-3
05/10	at UNCW	W	3-0
05/11	at UNCW	W	11-0
05/12	at UNCW	L	1-0

NCAA Regional (Wilson, N.C.)

05/25	vs. UMBC	W	7-0
05/26	vs. South Florida	W	12-8
05/27	vs. Winthrop	W	7-3

NCAA Super Regional (Kinston, N.C.)

06/02	vs. (13) Tennessee	L	13-10
06/03	vs. (13) Tennessee	L	6-3

Boca Raton, Fla.

2002

43-20-1 OVERALL • 16-13-1 C-USA (6TH)

HEAD COACH: KEITH LECLAIR

National Rank: 24th (USA Today)

02/15	Delaware	W	10-6
02/16	Delaware	W	3-2 (10)
02/17	Delaware	W	9-0
02/20	VCU	W	7-5
02/22	New York Tech	W	13-1
02/23	New York Tech	W	20-8
02/24	New York Tech	W	5-3
03/01	UCF	W	4-0

03/03	UCF	W	7-4
03/03	UCF	W	7-3
03/05	at VCU	L	4-3
03/08	Pace	W	13-6
03/09	Pace	W	8-3
03/10	Pace	W	4-3
03/12	Old Dominion	L	9-6
03/15	at Cincinnati	L	8-5
03/16	at Cincinnati	W	7-0
03/17	at Cincinnati	T	5-5 (10)
03/22	TCU	L	5-1
03/23	TCU	L	8-4
03/24	TCU	L	7-2
03/26	at Old Dominion	W	9-5
03/27	Campbell	W	2-0
03/29	at UAB	W	3-2 (10)
03/30	at UAB	W	13-3
03/31	at UAB	W	6-3

04/02	Elon	W	4-0
04/03	at Campbell	W	16-9
04/05	(5) Houston	W	5-4
04/06	(5) Houston	W	11-4
04/07	(5) Houston	L	7-3
04/09	at Elon	L	3-1
04/10	Duke	W	12-10
04/12	at Charlotte	W	10-4
04/13	at Charlotte	L	4-2
04/14	at Charlotte	W	3-2
04/17	(12) North Carolina	W	2-1
04/20	South Florida	W	5-3
04/20	South Florida	L	10-8
04/21	South Florida	W	8-4
04/23	at Duke	W	8-1
04/26	at Memphis	W	3-0
04/27	at Memphis	W	11-3
04/28	at Memphis	W	7-4
04/30	at North Carolina	L	10-1

05/01	UNCW	W	3-1
05/03	Saint Louis	L	6-2
05/05	Saint Louis	L	2-1
05/05	Saint Louis	W	2-1
05/10	at Southern Miss	L	12-7
05/11	at Southern Miss	L	5-1
05/12	at Southern Miss	W	11-7
05/ 15	at UNCW	L	4-3
05/16	Louisville	L	14-1
05/17	Louisville	W	7-5
05/18	Louisville	L	7-0

05/22	vs. TCU	W	5-1
05/23	vs. South Florida	W	12-10
05/25	vs. South Florida	W	3-2
05/26	vs. (10) Houston	W	4-0

C-USA Tournament (Kinston, N.C.)

05/22	vs. TCU	W	5-1
05/23	vs. South Florida	W	12-10
05/25	vs. South Florida	W	3-2
05/26	vs. (10) Houston	W	4-0



Year-By-Year Results

NCAA Regional (Clemson, S.C.)

05/31	vs. Elon	W	13-7
06/01	at (7) Clemson	L	4-2
06/01	vs. Georgia Southern	W	7-3
06/02	at (7) Clemson	L	21-1

2003

**34-27-1 OVERALL • 17-13 C-USA (5TH)
HEAD COACH: RANDY MAZEY**

02/14	Western Carolina	W	6-4
02/14	Western Carolina	W	4-2
02/15	Western Carolina	W	2-1
02/19	NC State	L	5-4
02/21	at UCF	L	4-3 (12)
02/22	at UCF	W	8-7
02/23	at UCF	L	7-2
02/26	Elon	W	8-3
02/28	Delaware	W	7-5
03/01	Delaware	W	12-0
03/02	Delaware	W	14-3
03/04	William & Mary	L	2-1
03/05	at Elon	T	5-5 (12)
03/08	Appalachian State	W	9-0
03/09	Appalachian State	W	5-2
03/11	UNCW	L	4-3
03/12	at N.C. A&T	W	8-6
03/14	at Houston	W	1-0 (12)
03/15	at Houston	L	2-1
03/16	at Houston	W	7-5 (10)
03/18	N.C. A&T	W	12-2
03/21	Charlotte	L	5-2
03/22	Charlotte	W	15-4
03/23	Charlotte	W	8-7
03/25	Campbell	L	4-1
03/26	at UNCW	L	4-3
03/28	Cincinnati	W	5-2
03/29	Cincinnati	W	8-4
03/29	Cincinnati	L	4-3
04/02	Duke	W	7-2
04/04	at South Florida	W	5-4
04/05	at South Florida	L	4-11
04/06	at South Florida	W	5-2
04/12	Memphis	W	3-2
04/12	Memphis	L	8-1
04/13	Memphis	W	3-2
04/15	at Campbell	W	6-3
04/16	North Carolina	L	8-4
04/18	at TCU	L	8-2
04/19	at TCU	L	4-3
04/20	at TCU	L	12-6
04/23	at (22) North Carolina	L	7-6
04/26	at Louisville	L	7-6
04/26	at Louisville	W	8-5
04/27	at Louisville	W	10-8
04/30	at (5) NC State	L	6-5

05/02	(19) Southern Miss	L	6-3
05/03	(19) Southern Miss	W	7-6
05/04	(19) Southern Miss	W	7-3
05/09	UAB	W	11-8
05/10	UAB	L	12-8
05/11	UAB	W	12-9
05/15	at Tulane	W	8-7
05/16	at Tulane	L	5-4
05/17	at Tulane	L	14-4

C-USA Tournament (New Orleans L.A.)

05/21	vs. Houston	L	2-1
05/22	vs. Charlotte	W	8-5
05/23	vs. Houston	W	5-0
05/24	vs. (17) Southern Miss	L	3-1

NCAA Regional (Atlanta G.A.)

05/30	vs. (15) South Carolina	L	4-0
05/31	vs. (7) Georgia Tech	W	10-3
05/31	vs. Stetson	L	9-4

2004

**51-13 OVERALL • 25-5 C-USA (1ST)
HEAD COACH: RANDY MAZEY**

National Rank: 8th (BA), 9th (USA Today), 10th (NCBWA), 13th (CB)

02/13	UNC Asheville	W	4-1
02/14	UNC Asheville	W	8-0
02/14	UNC Asheville	W	6-2
02/18	Campbell	W	10-2
02/20	Delaware	W	6-4
02/21	Delaware	W	4-0
02/22	Delaware	W	9-1
02/24	North Carolina A&T	W	2-0
02/28	vs. Georgia Southern	W	7-1
02/28	(11) Clemson	W	3-2
02/29	vs. (11) Clemson	W	6-4
02/29	Georgia Southern	W	7-4
03/05	at (6) Arizona State	L	7-6
03/06	at (6) Arizona State	L	6-4
03/07	at (6) Arizona State	L	7-5
03/10	Appalachian State	W	8-1
03/12	Charleston Southern	W	9-0
03/13	Charleston Southern	W	2-1
03/14	Charleston Southern	W	8-2
03/16	Marshall	W	8-2
03/19	(14) Tulane	W	6-3
03/20	(14) Tulane	L	14-10
03/21	(14) Tulane	L	9-0
03/24	at Campbell	W	12-2
03/26	at Memphis	L	6-5
03/27	at Memphis	W	7-1
03/28	at Memphis	W	8-4
04/02	at Charlotte	W	8-0
04/03	at Charlotte	W	13-5
04/04	at Charlotte	W	24-13
04/07	at Duke	W	7-5

04/09	South Florida	W	6-4
04/10	South Florida	W	10-5
04/10	South Florida	W	11-1
04/16	at Cincinnati	W	15-13
04/17	at Cincinnati	W	32-14
04/18	at Cincinnati	W	13-7
04/21	at NC State	W	6-3
04/23	Louisville	W	6-4
04/24	Louisville	W	9-7
04/25	Louisville	W	5-4
04/30	Houston	W	11-10
05/01	Houston	W	5-3
05/02	Houston	W	9-5
05/04	UNCW	L	15-5
05/07	at Saint Louis	W	15-5
05/08	at Saint Louis	W	7-1
05/09	at Saint Louis	W	16-5
05/11	at UNCW	W	3-0
05/12	NC State	W	7-2
05/14	TCU	W	7-2
05/15	TCU	W	14-3
05/16	TCU	L	3-1
05/20	at (12) Southern Miss	W	9-0
05/21	at (12) Southern Miss	L	6-5
05/22	at (12) Southern Miss	W	11-0

C-USA Tournament (Houston, Texas)

05/26	vs. Louisville	W	13-2
05/27	vs. Houston	L	6-5
05/28	vs. TCU	L	10-4

NCAA Regional (Kinston, N.C.)

06/05	vs. Stony Brook	W	8-2
06/06	vs. UNCW	W	11-4
06/07	vs. UNCW	W	7-0

NCAA Super Regional (Columbia, S.C.)

06/12	vs. (3) South Carolina	L	4-2
06/13	vs. (3) South Carolina	L	5-3

2005

**35-26 OVERALL • 18-12 C-USA (4TH)
HEAD COACH: RANDY MAZEY**

02/11	at (25) College of Charleston	W	9-6
02/12	at (25) College of Charleston	L	15-7
02/13	at (25) College of Charleston	L	11-9
02/18	% at Coastal Carolina	L	11-5
02/19	% vs. West Virginia	W	8-2
02/20	% vs. (21) Clemson	W	10-0
02/25	^ vs. West Virginia	W	13-2
02/26	^ vs. NC State	W	13-1
03/04	# Michigan	W	2-1
03/05	# Arizona State	L	10-3
03/06	# (7) Georgia	W	7-1
03/08	North Carolina A&T	W	16-5
03/12	Navy	W	6-5
03/12	Navy	W	17-4



Year-By-Year Results

03/13	Navy	W	14-0
03/15	High Point	W	14-5
03/18	at (3) Tulane	L	6-5
03/19	at (3) Tulane	L	13-6
03/20	at (3) Tulane	L	8-6
03/23	UNCW	W	12-8
03/25	Charlotte	L	6-2
03/26	Charlotte	L	9-6
03/26	Charlotte	W	6-0
03/30	Campbell	W	6-5
04/01	at (32) TCU	L	8-5
04/02	at (32) TCU	W	10-5
04/03	at (32) TCU	L	4-0
04/06	NC State	L	11-4
04/08	(27) Southern Miss	L	12-6
04/09	(27) Southern Miss	W	7-5
04/10	(27) Southern Miss	W	10-6
04/15	at Louisville	W	4-1
04/16	at Louisville	W	9-8
04/17	at Louisville	W	11-6
04/19	(10) North Carolina	L	18-6
04/20	NC State	L	3-0
04/22	Memphis	W	12-0
04/23	Memphis	L	8-5
04/24	Memphis	W	3-0
04/26	at The Citadel	W	3-0
04/29	Cincinnati	W	13-7
04/30	Cincinnati	L	3-2
05/01	Cincinnati	W	8-4
05/04	at UNCW	L	6-5
05/06	at South Florida	W	6-2
05/07	at South Florida	W	12-3
05/08	at South Florida	L	10-0
05/10	(23) NC State	L	3-0
05/11	at UNC Asheville	W	8-6
05/13	at UAB	W	18-5
05/14	at UAB	W	8-6
05/15	at UAB	W	6-5
05/17	at (15) North Carolina	L	8-5
05/19	Saint Louis	W	8-7
05/20	Saint Louis	W	9-5
05/21	Saint Louis	L	6-0

Conference USA Tournament (Hattiesburg, Miss.)

05/25	vs. Houston	W	6-5
05/26	vs. (1) Tulane	L	16-3
05/27	vs. Houston	L	6-4

NCAA Regional (Tempe, Ariz.)

06/03	at (20) Arizona State	L	9-6
06/04	vs. UNLV	L	5-3

% Myrtle Beach, S.C.; # Greenville, N.C.; ^ Charleston, S.C.

2006

33-26 OVERALL • 10-14 C-USA (6TH)
HEAD COACH: BILLY GODWIN

02/10	Maryland	W	6-1
-------	----------	---	-----

02/11	Maryland	L	1-0
02/12	Maryland	W	5-4
02/17	College of Charleston	W	5-0
02/18	College of Charleston	W	4-2
02/19	College of Charleston	L	11-8
02/21	Duke	W	19-5
02/24	# Penn State	W	4-3
02/25	# UNCW	W	11-2
02/26	# Virginia Tech	L	5-1
02/28	Duke	W	17-4
03/03	Stony Brook	W	12-0
03/04	Stony Brook	W	4-0
03/05	Stony Brook	W	4-3
03/08	North Carolina A&T	W	14-3
03/10	at (7) Cal State Fullerton	L	5-0
03/11	at (7) Cal State Fullerton	L	8-0
03/12	at (7) Cal State Fullerton	L	8-1
03/15	at UNCW	W	4-0
03/17	Marist	W	9-5
03/18	Marist	W	7-0
03/19	Marist	W	5-2
03/22	UNCW	L	14-6
03/24	at (2) Rice	W	4-3
03/25	at (2) Rice	L	8-5
03/26	at (2) Rice	L	5-0
03/29	at (21) NC State	L	5-4
03/31	Houston	L	4-3
04/01	Houston	L	13-4
04/02	Houston	W	3-0
04/04	North Carolina A&T	W	14-2
04/07	at UCF	L	8-0
04/08	at UCF	W	6-3
04/09	at UCF	W	8-1
04/12	(12) NC State	W	2-1 (13)
04/14	Albany	W	16-5
04/15	Albany	W	11-3
04/16	Albany	W	13-9
04/18	at (7) NC State	L	4-3 (10)
04/21	Marshall	W	10-9
04/22	Marshall	W	10-9
04/23	Marshall	L	5-3
04/28	(20) Tulane	L	9-5
04/29	(20) Tulane	W	13-3
04/30	(20) Tulane	L	6-4
05/05	(29) at Southern Miss	L	11-10
05/06	(29) at Southern Miss	L	8-5
05/07	(29) at Southern Miss	L	10-1
05/10	Coastal Carolina	W	10-3
05/12	UAB	W	11-6
05/13	UAB	W	13-1
05/14	UAB	W	12-2
05/16	at Coastal Carolina	L	9-4
05/18	at Memphis	L	9-6
05/19	at Memphis	L	14-6

05/20	at Memphis	L	11-10
-------	------------	---	-------

Conference USA Tournament (Houston, Texas)

05/24	vs. (11) Tulane	W	4-2
05/25	vs. Houston	L	7-1
05/26	vs. (11) Tulane	L	2-1

Greenville, N.C.

2007

40-23 OVERALL • 14-9 C-USA (2ND)
HEAD COACH: BILLY GODWIN

02/09	Liberty	L	6-2
02/10	Liberty	W	7-4
02/11	Liberty	W	11-2
02/16	at (15) UCLA	L	6-1
02/17	at (15) UCLA	L	9-7
02/18	at (15) UCLA	L	7-6
02/21	Campbell	L	2-0
02/23	# St. John's	W	5-1
02/24	# Washington	W	6-3
02/25	# Duke	W	11-4
03/02	% (12) Pepperdine	W	5-4
03/03	% (24) NC State	L	5-4 (10)
03/04	% Western Carolina	W	3-2
03/06	N.C. A&T	W	7-4
03/09	(7) Cal State Fullerton	W	6-1
03/10	(7) Cal State Fullerton	W	2-0
03/11	(7) Cal State Fullerton	W	12-5
03/13	Radford	W	8-5
03/14	Radford	W	16-3
03/17	Michigan	W	2-1
03/17	Michigan	W	3-2 (12)
03/21	High Point	W	12-4
03/23	Memphis	W	12-10
03/24	Memphis	W	12-0
03/25	Memphis	W	11-1 (7)
03/28	UNCW	W	11-10 (10)
03/30	at (29) Tulane	L	2-1
03/31	at (29) Tulane	L	8-2
04/01	at (29) Tulane	W	11-7
04/04	at (22) NC State	L	3-2
04/06	(8) Rice	L	4-0
04/07	(8) Rice	L	9-6
04/08	(8) Rice	L	8-6
04/11	at UNCW	W	3-2
04/13	+ at Marshall	W	7-4
04/14	+ at Marshall	W	13-3
04/18	Old Dominion	W	9-5
04/20	Savannah State	W	14-1
04/21	Savannah State	W	6-1
04/22	Savannah State	W	14-5
04/24	at (4) North Carolina	L	10-0
04/27	Southern Miss	L	6-3
04/28	Southern Miss	L	5-1
04/29	Southern Miss	W	6-3
05/04	at Houston	W	3-1



Year-By-Year Results

05/05	at Houston	W	6-3
05/06	at Houston	W	9-2
05/08	The Citadel	L	8-6
05/09	(4) North Carolina	L	5-1
05/11	UCF	W	8-6
05/12	UCF	W	8-7
05/13	UCF	W	13-8
05/15	Elon	L	4-2
05/17	at UAB	L	11-2
05/18	at UAB	L	3-2
05/19	at UAB	W	10-2

Conference USA Tournament (Greenville, N.C.)

05/23	Tulane	W	4-2
05/24	Southern Miss	W	2-1 (10)
05/26	vs. Tulane	W	9-4
05/27	vs. (2) Rice	L	16-8

NCAA Regional (Chapel Hill, N.C.)

06/01	vs. Western Carolina	W	9-8
06/02	vs. (3) North Carolina	L	11-10
06/03	vs. Western Carolina	L	9-5

Greenville, N.C.; % Greenville, N.C.;

+ Charleston, WVa.

2008

**42-21 OVERALL • 13-11 C-USA (5TH)
HEAD COACH: BILLY GODWIN**

02/23	at (2) South Carolina	L	22-5
02/23	at (2) South Carolina	W	13-4
02/24	at (2) South Carolina	L	7-6 (11)
02/27	at Elon	L	9-6
02/29	Monmouth	L	4-3
03/01	Monmouth	W	11-2
03/02	Monmouth	W	6-0
03/04	at Old Dominion	W	20-13 (10)
03/05	at VCU	W	7-4
03/08	# Pittsburgh	W	10-5
03/08	# (15) Michigan	W	6-5
03/09	# Georgia Southern	W	9-3
03/11	VCU	W	10-4
03/13	Quinnipiac	W	12-9
03/14	Rhode Island	W	13-2
03/15	Rhode Island	W	7-2
03/16	Rhode Island	W	9-4
03/18	Elon	W	18-3
03/21	Houston	L	14-2
03/22	Houston	W	15-4
03/23	Houston	L	8-5
03/26	Campbell	W	11-3
03/28	at (19) UCF	L	3-2
03/29	at (19) UCF	W	10-2
03/30	at (19) UCF	W	10-1
04/01	NC State	L	4-3
04/02	Campbell	W	11-2
04/05	at (20) Southern Miss	L	6-5 (13)
04/05	at (20) Southern Miss	W	4-2

04/06	at (20) Southern Miss	W	11-3
04/08	Old Dominion	W	4-2
04/09	at Elon	W	12-7
04/11	Marshall	W	7-4
04/12	Marshall	W	4-3
04/13	Marshall	W	5-3
04/15	at (25) NC State	L	7-6
04/16	The Citadel	W	4-3 (10)
04/18	at (7) Rice	L	10-3
04/19	at (7) Rice	L	5-4 (10)
04/20	at (7) Rice	L	7-1
04/22	(27) UNCW	W	6-1
04/23	at Campbell	W	9-3
04/25	Presbyterian	W	6-1
04/26	Presbyterian	W	11-2
04/26	Presbyterian	W	3-0
04/29	at (24) UNCW	W	14-7
05/02	UAB	W	13-6
05/03	UAB	W	17-1 (7)
05/04	UAB	W	8-7
05/09	(28) Tulane	L	5-4
05/10	(28) Tulane	L	10-8
05/11	(28) Tulane	L	10-8
05/13	(29) UNCW	W	3-2
05/15	at Memphis	W	8-1
05/16	at Memphis	W	17-3
05/17	at Memphis	L	7-5

Conference USA Tournament (New Orleans, La.)

05/21	vs. Houston	L	5-4 (10)
05/22	vs. (5) Rice	W	4-3
05/23	vs. Houston	L	2-1

NCAA Regional (Conway, S.C.)

05/30	vs. Alabama	L	16-3
05/31	vs. Columbia	W	9-0
06/01	vs. Alabama	W	16-1
06/01	vs. (10) Coastal Carolina	L	24-11

Greenville, N.C.

2009

**46-20 OVERALL • 17-7 C-USA (1ST)
HEAD COACH: BILLY GODWIN**

**National Rank: 15th (USA Today), 16th (CB, NCBWA),
17th (BA)**

02/20	Monmouth	W	13-4
02/21	Monmouth	W	5-1
02/22	Monmouth	W	9-2
02/26	(11) Oklahoma State	W	14-7
02/27	# St. John's	W	9-7
02/27	# (11) Oklahoma State	L	7-6
03/04	Old Dominion	W	8-3
03/06	% vs. LeMoyne	W	18-9
03/07	% vs. Indiana	W	5-3
03/08	% vs. Georgia Southern	L	14-4
03/10	UNC Asheville	W	4-2
03/11	UNC Asheville	W	21-1

03/13	UCLA	L	10-9
03/13	UCLA	L	8-6
03/14	UCLA	W	7-5
03/17	Richmond	W	15-4
03/18	Norfolk State	W	26-6
03/20	UCF	W	26-1
03/21	UCF	W	13-3
03/22	UCF	W	10-3
03/24	at Campbell	W	10-9
03/25	(26) UNCW	W	3-0
03/27	+ at Marshall	W	7-6
03/27	+ at Marshall	W	5-1
03/29	+ at Marshall	L	6-2
03/31	Elon	W	15-4
04/01	at NC State	W	14-4
04/03	at UAB	W	6-3
04/04	at UAB	W	15-9
04/04	at UAB	W	10-9
04/07	at (2) North Carolina	L	3-1
04/08	at UNCW	L	8-3
04/10	(1) Rice	L	15-11
04/11	(1) Rice	W	4-1
04/12	(1) Rice	L	5-4
04/14	Campbell	L	12-8 (8)
04/15	NC State	W	7-0
04/17	at Tulane	L	7-4
04/18	at Tulane	W	12-5
04/19	at Tulane	L	4-3
04/21	(27) Elon	W	10-9
04/22	(1) North Carolina	W	4-0
04/24	Southern Miss	W	7-6
04/25	Southern Miss	W	13-5
04/25	Southern Miss	L	2-1
04/28	at Elon	L	10-8
05/01	Louisiana-Lafayette	W	7-1
05/02	Louisiana-Lafayette	W	3-1
05/03	Louisiana-Lafayette	W	9-4
05/08	at Houston	L	5-4
05/09	at Houston	W	12-2
05/10	at Houston	W	13-6
05/12	at UNCW	W	12-5
05/14	Memphis	W	9-4
05/15	Memphis	W	9-1
05/16	Memphis	W	13-2 (7)

Conference USA Tournament (Hattiesburg, Miss.)

05/21	vs. UCF	W	6-3
05/22	vs. Southern Miss	L	5-2
05/23	vs. Tulane	L	3-0

NCAA Regional (Greenville, N.C.)

05/30	Binghamton	W	11-7
05/30	(22) South Carolina	L	12-2
05/31	Binghamton	W	16-9
05/31	(22) South Carolina	W	8-6
06/01	(22) South Carolina	W	10-9 (10)



Year-By-Year Results

NCAA Super Regional (Chapel Hill, N.C.)

06/06	at (5) North Carolina	L	10-1
06/07	vs. (5) North Carolina	L	9-3

Greenville, N.C.; % Statesboro, Ga.;

+ Charleston, WVa.

2010

15-27 OVERALL • 11-13 C-USA (6TH)

HEAD COACH: BILLY GODWIN

02/19	(2) Virginia	L	6-1
02/20	(2) Virginia*	W	6-2
02/21	(2) Virginia	L	14-11
02/23	Old Dominion*	W	11-2
02/26	(10) South Carolina	L	6-2
02/27	(10) South Carolina*	W	4-3
02/29	(10) South Carolina*	W	4-2
03/05	# Illinois*	W	7-5
03/06	# West Virginia*	W	6-3
03/07	# Western Carolina*	W	5-4
03/10	at CS Northridge	L	5-3
03/11	at Pepperdine	L	5-3
03/12	at Pepperdine	L	10-3
03/13	at Pepperdine*	W	3-2
03/16	Gardner-Webb*	W	8-5
03/17	at High Point	L	13-12
03/19	Monmouth	L	11-9
03/20	Monmouth*	W	11-4
03/21	Monmouth*	W	16-2
03/23	High Point*	W	7-5
03/24	N.C. A&T*	W	15-6
03/26	N.C. Central*	W	30-4
03/27	N.C. Central*	W	15-2
03/28	N.C. Central*	W	20-1 (7)
03/30	Elon*	W	8-0
03/31	UNCW	L	15-13
04/02	Tulane	L	10-5
04/03	Tulane	W	15-6
04/04	Tulane	L	7-5
04/09	at Memphis	L	6-5
04/10	at Memphis	W	20-9
04/11	at Memphis	W	3-2
04/13	Campbell	W	6-3
04/16	UAB	W	6-3
04/17	UAB	W	12-7
04/18	UAB	W	6-5 (12)
04/20	at Campbell	L	12-5
04/21	(24) NC State	L	8-6
04/23	at (23) Rice	L	20-3
04/24	at (23) Rice	L	3-2
04/25	at (23) Rice	L	11-9
04/27	at UNCW	W	9-7
04/30	Marshall	W	11-4
05/01	Marshall	W	12-3
05/02	Marshall	L	10-3
05/07	at Southern Miss	L	14-4

05/08	at Southern Miss	L	8-2
05/09	at Southern Miss	L	7-6
05/11	at Elon	W	7-4
05/14	at UCF	W	11-6
05/15	at UCF	W	7-5
05/16	at UCF	L	14-1 (7)
05/18	James Madison	L	11-5
05/20	Houston	L	8-6
05/21	Houston	L	7-6
05/22	Houston	W	8-6

* = indicates wins were vacated due to NCAA sanctions

Conference USA Tournament (Houston, Texas)

05/26	vs. (20) Rice	L	11-3
05/27	vs. Southern Miss	W	8-1
05/28	vs. Memphis	L	3-2

Greenville, N.C.

2011

41-21 OVERALL • 14-10 C-USA (3RD)

HEAD COACH: BILLY GODWIN

02/18	Youngstown State	W	11-3
02/19	Youngstown State	W	1-0
02/20	Youngstown State	W	10-0
02/25	at (10) Virginia	L	10-1
02/26	at (10) Virginia	L	4-3
02/27	at (10) Virginia	W	4-3
03/01	Campbell	W	7-4
03/04	Pepperdine	W	2-0
03/05	Pepperdine	L	5-4 (11)
03/05	Pepperdine	W	7-4
03/08	at Campbell	W	3-2
03/09	High Point	W	5-4
03/11	# Monmouth	W	4-3
03/12	# Rutgers	W	5-0
03/13	# Liberty	L	2-0 (10)
03/15	at Elon	W	4-3
03/16	Buffalo	W	8-3
03/18	Rutgers	W	3-2 (11)
03/19	Rutgers	W	6-3
03/20	Rutgers	W	6-0
03/25	Memphis	W	3-2
03/26	Memphis	L	3-2
03/26	Memphis	W	5-3
03/29	at UNCW	W	20-5
04/01	at UAB	L	4-1
04/02	at UAB	L	5-3
04/03	at UAB	W	8-5
04/05	at NC State	L	4-2
04/06	Elon	W	7-0
04/08	(21) Rice	L	2-1
04/09	(21) Rice	L	5-3 (10)
04/10	(21) Rice	W	7-3
04/12	at (5) North Carolina	L	5-3
04/15	UCF	W	12-6
04/16	UCF	L	3-2

04/17	UCF	W	5-3
04/19	UNCW	W	17-13
04/21	at Houston	W	5-4 (12)
04/22	at Houston	L	4-2
04/23	at Houston	W	12-2
04/27	(14) North Carolina	L	5-4
04/29	(15) Southern Miss	L	3-1
04/30	(15) Southern Miss	L	5-0
05/01	(15) Southern Miss	W	7-6
05/06	at Marshall	W	9-8 (10)
05/07	at Marshall	L	7-1
05/08	at Marshall	W	5-4
05/11	% vs. Wake Forest	W	9-0
05/13	Delaware State	W	24-0
05/14	Delaware State	W	7-1
05/15	Delaware State	W	6-1
05/17	Old Dominion	L	7-4
05/19	at Tulane	W	5-1
05/21	at Tulane	W	6-2
05/21	at Tulane	W	7-6 (11)

Conference USA Tournament (Pearl, Miss.)

05/25	vs. Houston	L	8-5
05/26	vs. Tulane	W	4-2 (11)
05/27	vs. (19) Southern Miss	W	4-0

NCAA Regional (Charlottesville, Va.)

06/03	vs. St. John's	L	2-0
06/04	vs. Navy	W	6-1
06/05	vs. St. John's	W	6-4
06/05	at (1) Virginia	L	13-1

Greenville, N.C.; % Zebulon, N.C.

2012

36-24-1 OVERALL • 13-10-1 C-USA (6TH)

HEAD COACH: BILLY GODWIN

02/17	Milwaukee	W	4-0
02/18	Milwaukee	W	16-1
02/19	Milwaukee	W	6-3
02/22	at Old Dominion	W	10-4
02/24	# Purdue	L	6-4
02/25	# Western Carolina	W	3-1
02/26	# Maryland	L	2-1
03/02	Stony Brook	W	1-0
03/03	Stony Brook	W	2-1
03/04	Stony Brook	W	4-3
03/07	at Troy	L	8-2
03/09	^ at Alabama	W	3-1
03/10	^ vs. Oral Roberts	W	4-2
03/11	^ vs. (15) Louisville	W	9-4
03/13	VCU	L	18-11
03/16	Penn State	W	5-4
03/17	Penn State	W	6-5 (10)
03/18	Penn State	W	7-4
03/20	(11) NC State	W	6-5
03/21	at High Point	L	10-2
03/23	at (19) UCF	L	2-1



Year-By-Year Results

03/24	at (19) UCF	L	10-6
03/25	at (19) UCF	W	15-6
03/28	at (9) NC State	L	4-3 (11)
03/30	UAB	W	11-6
03/31	UAB	W	12-2
04/01	UAB	W	6-5 (13)
04/02	at UNCW	W	10-3
04/05	Houston	W	10-3
04/06	Houston	W	16-1 (7)
04/07	Houston	T	4-4 (12)
04/10	at Elon	W	3-2 (10)
04/11	Old Dominion	L	3-2
04/13	at Memphis	W	5-2
04/14	at Memphis	L	5-2
04/15	at Memphis	W	14-7
04/17	UNCW	L	10-1
04/18	William & Mary	W	13-4
04/20	at (7) Rice	L	2-0
04/21	at (7) Rice	L	6-2 (10)
04/22	at (7) Rice	W	4-3
04/25	at (10) North Carolina	L	1-0 (10)
04/27	Tulane	L	4-1
04/28	Tulane	L	4-2
04/29	Tulane	W	6-3
05/04	Marshall	W	8-2
05/05	Marshall	W	8-7 (10)
05/06	Marshall	W	6-3
05/08	Elon	W	4-1
05/11	at Southern Miss	L	1-0
05/12	at Southern Miss	L	5-3
05/13	at Southern Miss	L	5-4 (12)
05/15	High Point	W	13-1
05/18	% vs. VMI	W	14-8
05/19	% at VCU	L	11-2

Conference USA Tournament (Pearl, Miss.)

05/23	vs. Tulane	L	4-3
05/24	vs. (13) UCF	L	11-1 (8)
05/25	vs. UAB	W	10-3

NCAA Regional (Chapel Hill, N.C.)

06/01	vs. St. John's	L	11-3
06/02	vs. Cornell	W	10-6
06/03	vs. (4) North Carolina	L	5-3

Greenville, N.C.; ^ Tuscaloosa, Ala.;
% Richmond, Va.

2013

31-26 OVERALL • 14-10 C-USA (3RD)
HEAD COACH: BILLY GODWIN

02/15	(25) Virginia	L	14-4
02/16	(25) Virginia	L	13-9
02/19	Campbell	L	6-4
02/21	# Illinois	W	8-2
02/22	# Boston College	W	2-1
02/23	# New Mexico State	W	5-1
02/27	Liberty	L	14-4

03/01	St. John's	W	6-3
03/02	St. John's	W	8-1
03/03	St. John's	W	7-3
03/05	UNC Greensboro	W	11-9
03/08	Monmouth	L	4-3 (10)
03/09	Monmouth	W	7-6
03/10	Monmouth	W	4-0
03/12	Old Dominion	L	5-3
03/13	at Campbell	L	8-6
03/15	at Jacksonville	L	3-2
03/16	at Jacksonville	W	16-9
03/17	at Jacksonville	W	6-4
03/19	at UNCW	L	10-3
03/20	High Point	L	4-2
03/22	at (28) Houston	L	7-2
03/23	at (28) Houston	L	4-3
03/24	at (28) Houston	L	5-4 (10)
03/26	William & Mary	L	10-4
03/27	at Elon	W	11-4
03/29	N.C. Central	W	3-0
03/30	at N.C. Central	W	5-1
04/02	(27) NC State	L	6-1
04/05	(18) Rice	L	3-0
04/06	(18) Rice	W	3-2 (13)
04/07	(18) Rice	L	8-7
04/09	at (19) NC State	L	2-0
04/12	at Tulane	W	3-2 (13)
04/13	at Tulane	L	5-4 (12)
04/14	at Tulane	W	4-2
04/16	(25) UNCW	L	7-2
04/19	at UAB	W	5-4
04/20	at UAB	W	4-1
04/21	at UAB	W	9-5
04/23	Elon	W	8-5
04/26	Memphis	L	6-5
04/27	Memphis	W	4-3
04/28	Memphis	W	4-3
04/30	at Gardner-Webb	W	9-7 (10)
05/03	Southern Miss	W	6-3
05/04	Southern Miss	L	10-9 (11)
05/05	Southern Miss	W	3-2
05/10	at Marshall	W	9-1
05/11	at Marshall	L	4-3
05/12	at Marshall	W	4-3
05/16	UCF	L	2-0
05/17	UCF	W	10-8
05/18	UCF	W	6-5

Conference USA Tournament (Houston, Texas)

05/23	vs. Houston	L	9-4
05/24	vs. Tulane	L	6-5
05/25	vs. Southern Miss	W	8-5

Greenville, N.C.

2014

33-26 OVERALL • 16-14 C-USA (6TH)
HEAD COACH: BILLY GODWIN

02/14	James Madison	W	6-5
02/15	James Madison	L	5-2
02/16	James Madison	W	4-2
02/18	Campbell	W	8-3
02/21	at (1) Virginia	L	3-2
02/22	at (1) Virginia	L	4-0
02/23	at (1) Virginia	L	6-2
02/25	at VCU	L	3-0
02/28	# Western Kentucky	W	2-1 (10)
03/01	# Pittsburgh	W	4-2
03/02	# Ohio State	W	3-2
03/05	at UNC Greensboro	W	4-3 (10)
03/08	Marshall	L	9-8
03/09	Marshall	W	1-0
03/10	Marshall	L	5-2
03/11	UNC Greensboro	L	6-5
03/12	% Wake Forest	L	5-4
03/14	Tulane	L	7-2
03/15	Tulane	W	5-2
03/15	Tulane	W	13-3 (8)
03/19	VCU	L	8-4
03/21	at Charlotte	W	5-3
03/22	at Charlotte	W	8-5
03/23	at Charlotte	W	5-2
03/26	N.C. Central	W	12-5
03/28	UMBC	W	13-3
03/28	UMBC	W	6-0
03/29	UMBC	W	2-1
04/02	at (25) NC State	L	3-2
04/04	at (12) Rice	W	3-2
04/05	at (12) Rice	L	8-0
04/06	at (12) Rice	W	2-1
04/09	(25) NC State	W	7-0
04/11	at Old Dominion	L	7-3
04/12	at Old Dominion	L	9-5
04/13	at Old Dominion	W	12-7 (12)
04/16	UNCW	W	8-5
04/17	Middle Tennessee	W	1-0
04/18	Middle Tennessee	L	6-1
04/19	Middle Tennessee	W	5-1
04/21	Old Dominion	L	5-3
04/22	North Carolina	W	3-2
04/25	at Florida Atlantic	L	4-3
04/26	at Florida Atlantic	W	6-4
04/27	at Florida Atlantic	W	2-1
04/29	at North Carolina	W	1-0
05/02	FIU	L	7-1
05/03	FIU	L	6-4
05/04	FIU	L	2-1
05/10	at Southern Miss	W	7-5 (15)
05/10	at Southern Miss	L	2-1



Year-By-Year Results

05/11	at Southern Miss	L	6-4
05/13	High Point	W	7-4
05/16	UTSA	W	3-2
05/16	UTSA	L	2-1
05/17	UTSA	W	3-2 (10)

Conference USA Tournament (Hattiesburg, Miss.)

05/21	at Southern Miss	W	9-8
05/22	vs. UTSA	L	8-3
05/23	at Southern Miss	L	3-1

Greenville, N.C.; % Wilson, N.C.

2015

40-22 OVERALL • 15-9 AMERICAN (2ND)
HEAD COACH: CLIFF GODWIN

02/13	(2) Virginia	L	3-1
02/14	(2) Virginia	L	9-2
02/15	(2) Virginia	L	4-2
02/21	# UNC Greensboro	W	8-3
02/22	# (24) Liberty	L	4-3
02/22	# St. John's	W	9-2
02/27	Albany	W	5-1
02/28	Albany	W	14-3
03/01	Albany	W	5-3
03/03	at NC State	L	7-0
03/04	Old Dominion	W	9-7
03/07	Monmouth	W	2-0
03/07	Monmouth	W	9-0
03/08	Monmouth	W	3-2
03/10	Campbell	L	9-4
03/11	UNC Greensboro	W	8-1
03/13	at Elon	W	10-3
03/14	at Elon	W	11-8
03/15	at Elon	W	20-4
03/17	Princeton	W	11-2
03/18	Princeton	W	8-3
03/20	VCU	L	4-3
03/21	VCU	W	9-3
03/22	VCU	L	3-2
03/24	at UNCW	L	4-2
03/25	High Point	L	13-2
03/28	Memphis	W	4-1
03/28	Memphis	L	3-2
03/29	Memphis	L	4-2
04/02	Tulane	W	3-0
04/03	Tulane	W	11-4
04/04	Tulane	L	8-6
04/07	at Campbell	W	7-5
04/10	at South Florida	L	2-1
04/11	at South Florida	L	10-0
04/12	at South Florida	W	6-0
04/15	at Old Dominion	W	4-2
04/17	at Connecticut	W	7-3
04/18	at Connecticut	L	7-3
04/19	at Connecticut	W	4-3 (10)
04/21	NC State	W	6-5

04/22	Duke	W	3-2 (10)
04/24	(24) UCF	W	6-5 (10)
04/25	(24) UCF	W	3-2
04/26	(24) UCF	W	6-5
04/29	at Liberty	L	5-0

05/01	Connecticut	L	13-2
05/02	Connecticut	W	5-4
05/03	Connecticut	W	5-2
05/08	at (21) Houston	L	10-1
05/09	at (21) Houston	W	4-1
05/10	at (21) Houston	L	11-1 (7)
05/12	Elon	W	7-0
05/14	at Cincinnati	W	7-3
05/15	at Cincinnati	W	6-4
05/16	at Cincinnati	W	8-7

The American Tournament (Clearwater, Fla.)

05/20	vs. UCF	W	4-3
05/21	vs. Tulane	W	3-1
05/23	vs. Connecticut	W	4-2
05/24	vs. (18) Houston	W	9-1

NCAA Regional (Coral Gables, Fla.)

05/29	vs. Columbia	L	6-3
05/30	vs. FIU	L	2-0

Greenville, N.C.

2016

38-23-1 OVERALL • 15-8-1 AMERICAN (2ND)
HEAD COACH: CLIFF GODWIN

National Rank: 15th (BA, CB, NCBWA), 16th (D1Baseball, USA Today)

02/19	Longwood	W	11-1
02/20	Longwood	W	9-6
02/21	Longwood	W	5-3
02/23	N.C. A&T	W	11-2
02/26	at (4) Virginia	W	8-5 (10)
02/27	at (4) Virginia	W	6-1
02/28	at (4) Virginia	L	4-2
03/02	Elon	L	8-7 (10)
03/04	# SE Louisiana	W	2-1
03/05	# Tennessee	L	5-2
03/06	# Maryland	W	4-3
03/08	George Mason	W	8-1
03/09	George Mason	W	6-0
03/11	at Rice	W	10-1
03/12	at Rice	L	7-2
03/13	at Rice	L	4-1
03/15	(6) North Carolina	L	17-4
03/18	Monmouth	W	4-3
03/19	Monmouth	W	5-2
03/20	Monmouth	L	4-0
03/22	at Duke	W	8-6
03/24	Jacksonville	W	6-3
03/25	Jacksonville	L	8-6
03/26	Jacksonville	W	13-0

03/29	UNCW	W	9-6
04/01	(15) Houston	W	3-1
04/02	(15) Houston	W	5-1
04/03	(15) Houston	L	6-1
04/05	at Elon	W	7-5 (11)

04/08	at (27) Tulane	L	5-2
04/09	at (27) Tulane	L	3-0
04/10	at (27) Tulane	W	7-3
04/15	at Memphis	W	8-1
04/16	at Memphis	W	8-2
04/17	at Memphis	L	6-5
04/19	(8) NC State	W	15-3
04/20	at High Point	L	5-1
04/23	Connecticut	W	2-1 (10)
04/23	Connecticut	L	5-1
04/24	Connecticut	W	3-2
04/25	at (6) NC State	L	6-1
04/29	Cincinnati	L	3-0
04/30	Cincinnati	W	6-4
05/01	Cincinnati	T	3-3 (8)
05/06	at Connecticut	W	4-3
05/07	at Connecticut	W	11-9
05/08	at Connecticut	W	3-2
05/10	at (20) North Carolina	L	9-1
05/13	South Florida	W	14-7
05/14	South Florida	L	5-1
05/15	South Florida	L	6-5
05/19	at UCF	W	5-3
05/20	at UCF	W	7-1
05/21	at UCF	W	8-7

The American Tournament (Clearwater, Fla.)

05/25	vs. South Florida	L	4-2
05/26	vs. Memphis	L	5-4

NCAA Regional (Charlottesville, Va.)

06/03	vs. (20) Bryant	W	9-1
06/04	vs. (10) Virginia	W	8-6
06/05	vs. William & Mary	W	8-4

NCAA Super Regional (Lubbock, Texas)

06/10	at (7) Texas Tech	W	8-6
06/11	vs. (7) Texas Tech	L	3-1 (13)
06/12	at (7) Texas Tech	L	11-0

Greenville, N.C.

2017

32-28 OVERALL • 7-17 AMERICAN (8TH)
HEAD COACH: CLIFF GODWIN

02/17	at (8) Ole Miss	L	5-4
02/18	at (8) Ole Miss	L	3-2
02/19	at (8) Ole Miss	L	8-6
02/22	at Campbell	W	10-0
02/24	La Salle	W	7-3
02/25	La Salle	W	8-4
02/26	La Salle	W	12-1
03/01	Elon	W	7-2
03/03	# Western Carolina	W	5-4



Year-By-Year Results

03/04	# (16) St. John's	W	7-4
03/05	# Appalachian State	W	4-0
03/07	at College of Charleston	W	12-7
03/08	at College of Charleston	W	15-12
03/10	Charlotte	L	2-0
03/11	Charlotte	W	10-7 (10)
03/12	Charlotte	W	3-0
03/14	at Duke	W	9-4
03/17	Mercer	L	10-7
03/17	Mercer	L	7-5
03/18	Mercer	L	8-2
03/21	at Elon	W	11-7
03/22	(9) North Carolina	L	6-2
03/24	Towson	W	9-4
03/25	Towson	W	8-5
03/26	Towson	W	12-7
03/28	Liberty	W	8-6
03/31	Connecticut	L	3-2
04/01	Connecticut	L	3-2 (10)
04/02	Connecticut	L	5-1
04/04	at (4) North Carolina	L	3-2 (11)
04/07	at (14) Houston	L	17-3
04/08	at (14) Houston	L	8-1
04/09	at (14) Houston	L	9-6
04/11	UNCW	W	10-2
04/13	UCF	L	8-7 (11)
04/14	UCF	L	9-4
04/15	UCF	L	7-0
04/18	at UNCW	W	9-5
04/21	at Cincinnati	L	8-2
04/22	at Cincinnati	W	6-0
04/23	at Cincinnati	W	14-3 (8)
04/26	NC State	L	6-0
04/28	Tulane	W	15-8
04/29	Tulane	L	5-4
04/30	Tulane	W	5-3
05/05	at (24) South Florida	L	8-6
05/06	at (24) South Florida	L	5-4
05/07	at (24) South Florida	L	6-3
05/10	Duke	W	5-1
05/12	Memphis	W	11-4
05/13	Memphis	L	7-3
05/14	Memphis	W	3-2 (11)
05/16	Campbell	W	14-6
05/18	at Connecticut	L	6-0
05/19	at Connecticut	L	6-4
05/20	at Connecticut	W	3-0

Greenville, N.C.

The American Tournament (Clearwater, Fla.)

05/23	vs. (24) UCF	W	14-3
05/24	vs. (25) South Florida	W	6-5
05/25	vs. (24) UCF	W	4-0
05/26	vs. (17) Houston	L	6-0

2018

44-18 OVERALL • 14-10 AMERICAN (T3RD)
HEAD COACH: CLIFF GODWIN

National Rank: 21st (PG), 23rd (BA, NCBWA, USA Today), 29th (CB)

02/16	Western Carolina	W	8-3
02/17	Western Carolina	W	8-2
02/18	Western Carolina	W	9-3
02/21	at Campbell	W	7-2
02/23	(6) North Carolina	W	2-1
02/24	% vs. (6) North Carolina	L	5-4
02/25	at (6) North Carolina	W	12-0
02/28	Old Dominion	W	10-3
03/02	# Pepperdine	L	12-2
03/03	# (28) Missouri State	L	7-4
03/04	# Saint Joseph's	W	9-0
03/07	Charleston	W	5-2
03/09	at Charlotte	W	3-1
03/10	at Charlotte	W	6-5
03/10	at Charlotte	W	12-2
03/13	VCU	L	3-0
03/14	Elon	W	2-1
03/16	Maryland	W	4-0
03/17	Maryland	W	18-4
03/18	Maryland	W	4-0
03/23	at (20) UCF	L	9-1
03/24	at (20) UCF	W	12-4
03/25	at (20) UCF	W	11-6
03/29	(18) Wichita State	L	14-3
03/30	(18) Wichita State	W	7-3
03/31	(18) Wichita State	W	5-0
04/03	UNCW	W	6-4
04/04	Wofford	W	13-8
04/06	at Washington	W	5-1
04/06	at Washington	L	8-0
04/07	at Washington	W	7-2
04/11	at Elon	W	3-0
04/13	South Florida	W	15-2
04/14	South Florida	L	13-1
04/15	South Florida	L	5-4
04/17	at (3) Duke	W	9-2
04/20	at Memphis	W	5-1
04/21	at Memphis	W	4-2
04/21	at Memphis	W	4-2
04/27	Houston	L	5-4
04/28	Houston	L	3-1
04/29	Houston	L	6-5
05/04	at Tulane	W	9-5
05/05	at Tulane	W	8-3
05/06	at Tulane	W	6-1
05/08	Norfolk State	W	9-1
05/09	at UNCW	W	5-4
05/11	Cincinnati	L	4-3
05/12	Cincinnati	W	13-6
05/13	Cincinnati	W	6-5

05/15	Campbell	W	12-7
05/17	at (22) Connecticut	L	3-2
05/18	at (22) Connecticut	W	6-3
05/18	at (22) Connecticut	L	4-2

The American Tournament (Clearwater, Fla.)

05/22	vs. UCF	W	8-4
05/23	vs. Tulane	W	6-5
05/24	vs. (18) Houston	L	5-3
05/25	vs. (18) Houston	W	12-1 (7)
05/26	vs. (22) Connecticut	W	4-3

NCAA Regional (Greenville, N.C.)

06/01	UNCW	W	16-7
06/02	South Carolina	L	4-2
06/03	UNCW	L	9-7

% Durham, N.C.; # Greenville, N.C.

2019

47-18 OVERALL • 20-4 AMERICAN (1ST)
HEAD COACH: CLIFF GODWIN

National Rank: 11th (PG), 12th (BA, USA Today), 13th (D1Baseball, NCBWA), 15th (CB)

02/15	Radford	W	6-2
02/15	Radford	W	15-9
02/17	Radford	W	4-3
02/20	at Campbell	L	7-6
02/23	Monmouth	W	3-1
02/23	Monmouth	W	10-0
02/24	Monmouth	L	8-5
02/25	Air Force	L	3-2
02/27	Elon	W	5-3
03/01	# Utah	W	7-6 (10)
03/02	# Wright State	L	12-4
03/03	# Western Carolina	W	12-6
03/05	at (8) Mississippi State	L	4-1
03/06	at (9) Ole Miss	W	3-2
03/08	Marist	W	5-0
03/09	Marist	W	4-3 (12)
03/10	Marist	W	10-5
03/12	at (12) Duke	L	7-2
03/15	at Maryland	W	9-0
03/16	at Maryland	W	2-1
03/17	at Maryland	W	3-0
03/22	UCF	W	13-8
03/23	UCF	W	7-4
03/24	UCF	W	6-5
03/29	at South Florida	W	4-0
03/30	at South Florida	W	13-7
03/31	at South Florida	W	5-1
04/03	Duke	W	6-1
04/05	at Houston	L	2-0
04/06	at Houston	W	15-3
04/06	at Houston	W	3-1
04/09	at UNCW	W	9-1
04/12	at (1) UCLA	L	7-5
04/13	at (1) UCLA	L	8-5



Year-By-Year Results

04/13	at (1) UCLA	L	3-0
04/16	at Elon	W	9-4
04/18	(18) Connecticut	W	5-1
04/20	(18) Connecticut	W	5-2
04/20	(18) Connecticut	W	9-7
04/23	UNCW	W	8-5
04/24	at Old Dominion	W	10-7
04/26	Tulane	W	14-0
04/27	Tulane	w	8-2
04/28	Tulane	L	9-8
05/03	at Cincinnati	W	9-4
05/03	at Cincinnati	W	6-3
05/05	at Cincinnati	W	6-2
05/08	at (12) North Carolina	W	9-5
05/10	at Wichita State	W	6-1
05/11	at Wichita State	L	3-1
05/12	at Wichita State	W	7-3
05/14	Campbell	W	4-3
05/16	Memphis	W	19-10
05/17	Memphis	W	5-3
05/18	Memphis	L	10-9

The American Tournament (Clearwater, Fla.)

05/21	vs. Wichita State	L	6-2
05/22	vs. Houston	W	13-2
05/24	vs. Wichita State	L	12-5

NCAA Regional (Greenville, N.C.)

06/01	Quinnipiac	L	5-4
06/02	(18) NC State	W	9-2
06/02	Quinnipiac	W	13-3
06/03	Campbell	W	10-3
06/03	Campbell	W	12-3

NCAA Super Regional (Louisville, Ky.)

06/07	at (7) Louisville	L	14-1
06/08	vs. (7) Louisville	L	12-0

Greenville, N.C.

2020

13-4 OVERALL • 0-0 AMERICAN (COVID-19 PANDEMIC)

HEAD COACH: CLIFF GODWIN

National Rank: 18th (NCBWA), 24th (BA)

02/14	William & Mary	W	2-1 (11)
02/15	William & Mary	W	11-3
02/16	William & Mary	W	7-4
02/19	at Campbell	L	7-2
02/22	Georgia Southern	W	3-0
02/23	Georgia Southern	W	3-2
02/23	Georgia Southern	W	10-2
02/25	at Elon	W	7-2
02/28	# Indiana	L	11-5
02/29	# (13) Ole Miss	L	2-1
03/01	# High Point	W	13-1
03/04	Liberty	W	11-0
03/06	at Charlotte	W	14-4
03/07	at Charlotte	W	15-5

03/08	at Charlotte	W	4-1
03/10	Elon	W	7-4
03/11	at UNCW	L	5-2

Greenville, N.C.

2021

44-17 OVERALL • 20-8 AMERICAN (1ST)

HEAD COACH: CLIFF GODWIN

National Rank: 12th (CB, D1Baseball, PG), 13th (BA, NCBWA, USA Today)

02/19	Rhode Island	W	3-2 (10)
02/20	Rhode Island	W	7-1
02/21	Rhode Island	W	12-4
02/23	(25) Duke	W	6-1
02/26	at Georgia Southern	W	6-4
02/27	at Georgia Southern	L	10-7
02/28	at Georgia Southern	W	9-2
03/03	Old Dominion	L	6-5 (12)
03/05	#Appalachian State	W	13-2
03/06	#Appalachian State	W	5-2
03/07	#Appalachian State	W	10-2
03/09	at Duke	W	11-5
03/12	Charlotte	W	7-4
03/13	Charlotte	W	3-1
03/14	Charlotte	W	3-1
03/17	at UNCW	L	10-2
03/19	Illinois State	W	4-3 (11)
03/20	Illinois State	W	11-5
03/21	Illinois State	W	11-8
03/23	at (24) North Carolina	L	8-1
03/26	at Elon	W	15-0
03/27	at Elon	L	2-1
03/30	North Carolina	W	11-10
04/01	Cincinnati	W	5-4
04/02	Cincinnati	W	7-0
04/03	Cincinnati	W	13-3 (7)
04/03	Cincinnati	W	2-0
04/09	Memphis	W	12-2
04/09	Memphis	W	5-3
04/10	Memphis	W	8-7
04/11	Memphis	W	7-1
04/23	UCF	W	4-2
04/23	UCF	L	10-5
04/24	UCF	W	11-8
04/25	UCF	L	6-1
04/30	at Wichita State	W	10-0 (7)
04/30	at Wichita State	L	12-2 (7)
05/01	at Wichita State	W	11-3
05/02	at Wichita State	L	11-9
05/07	(22) Tulane	W	12-4
05/08	(22) Tulane	W	7-4
05/08	(22) Tulane	W	7-4
08/09	(22) Tulane	L	7-6
05/14	at Cincinnati	W	8-4
05/14	at Cincinnati	L	7-6 (10)

05/15	at Cincinnati	W	7-6
05/16	at Cincinnati	W	5-2
05/20	at South Florida	W	10-1
05/20	at South Florida	W	5-2
05/21	at South Florida	L	7-0
05/22	at South Florida	L	8-2

The American Tournament (Clearwater, Fla.)

05/25	vs. Memphis	L	11-1 (7)
05/26	vs. Cincinnati	W	13-9
05/28	vs. Memphis	W	12-0 (7)
05/29	vs. UCF	W	5-2
05/29	vs. UCF	L	2-1

NCAA Regional (Greenville, N.C.)

06/04	Norfolk State	W	8-5
06/05	Charlotte	W	7-5
06/06	(24) Maryland	W	9-6

NCAA Super Regional (Nashville, Tenn.)

06/11	at (4) Vanderbilt	L	2-0
06/12	at (4) Vanderbilt	L	4-1

Greenville, N.C.

2022

46-21 OVERALL • 20-4 AMERICAN (1ST)

HEAD COACH: CLIFF GODWIN

02/18	Bryant	L	10-2
02/19	Bryant	L	5-4 (10)
02/20	Bryant	L	4-3
02/22	at Campbell	W	10-3
02/25	at (26) North Carolina	L	7-4
02/26	at (26) North Carolina	L	2-0
02/27	(26) North Carolina	W	5-0
03/01	at Duke	W	12-2
03/04	Indiana State	W	5-4
03/05	Michigan	W	10-8
03/06	(21) Maryland	W	6-3
03/08	at Virginia Tech	L	7-2
03/09	at Radford	W	7-5
03/11	Saint Mary's	W	7-2
03/13	Saint Mary's	L	6-5
03/13	Saint Mary's	W	4-3
03/15	at (21) Old Dominion	L	9-8 (10)
03/18	at College of Charleston	W	8-5
03/19	at College of Charleston	L	4-3
03/20	at College of Charleston	L	10-3
03/22	at UNCW	W	3-1
03/23	Elon	W	7-6
03/25	VCU	W	8-2
03/26	VCU	W	7-5
03/27	VCU	L	5-2
03/29	(22) NC State	L	2-0
04/01	at Cincinnati	L	7-3
04/02	at Cincinnati	W	8-4
04/03	at Cincinnati	W	12-10
04/06	(29) Old Dominion	L	8-7
04/08	Wichita State	W	6-5



Year-By-Year Results

04/09	Wichita State	W	10-3
04/10	Wichita State	L	5-0
04/12	at Elon	W	7-1
04/14	at UCF	W	12-7
04/15	at UCF	W	10-0
04/16	at UCF	W	10-1
04/19	UNCW	W	8-2
04/22	at Tulane	L	11-5
04/23	at Tulane	W	8-3
04/24	at Tulane	L	10-5
04/26	at (28) NC State	L	12-3
04/29	Cincinnati	W	9-7
04/30	Cincinnati	W	4-3
05/01	Cincinnati	W	6-3
05/06	at Memphis	W	4-1 (13)
05/07	at Memphis	W	8-5
05/08	at Memphis	W	15-1
05/10	Duke	W	5-4
04/13	South Florida	W	7-2
04/14	South Florida	W	11-3
04/15	South Florida	W	6-2
04/17	Campbell	W	7-6
04/19	Houston	W	8-4
04/20	Houston	W	5-3
04/21	Houston	W	3-2 (10)

The American Tournament (Clearwater, Fla.)

05/24	vs. South Florida	W	7-4
05/26	vs. Cincinnati	W	15-5 (7)
05/28	vs. Tulane	W	8-5
05/29	vs. Houston	W	6-1

NCAA Regional (Greenville, N.C.)

06/03	Coppin State	W	17-1
06/04	Virginia	W	4-2
06/05	Coastal Carolina	L	9-1
06/06	Coastal Carolina	W	13-4

NCAA Super Regional (Greenville, N.C.)

06/10	(9) Texas	W	13-7
06/11	(9) Texas	L	9-8
06/12	(9) Texas	L	11-1

2023

47-19 OVERALL • 18-6 AMERICAN (1ST)
HEAD COACH: CLIFF GODWIN

02/18	George Washington	W	9-5
02/18	George Washington	W	11-3
02/19	George Washington	W	23-5
02/21	at Campbell	L	6-5 (10)
02/24	(12) North Carolina	W	6-5
02/26	at (12) North Carolina	W	6-5
02/28	at Duke	L	9-0
03/03	Indiana	W	17-4
03/04	Long Beach State	L	3-2
03/05	Georgetown	W	11-2
03/07	at Queens University #	W	5-2 (10)

03/08	at Elon	W	5-1
03/10	Liberty	W	7-2
03/11	Liberty	W	10-2
03/11	Liberty	W	13-1
03/14	at UNCW	L	8-5
03/15	William & Mary	W	6-5
03/17	Missouri State	W	3-0
03/18	Missouri State	W	4-3
03/19	Missouri State	W	10-1
03/22	vs. (18) Campbell \$	L	2-1
03/24	George Mason	W	11-3
03/25	George Mason	W	8-1
03/26	George Mason	W	5-0 (8)
03/28	UNCW	L	9-3
03/31	at Houston	L	5-4 (10)
04/01	at Houston	W	5-4
04/02	at Houston	L	6-4
04/04	NC State	W	13-9
04/06	UCF	W	17-7 (7)
04/06	UCF	W	11-5
04/07	UCF	W	3-2 (12)
04/11	Old Dominion	W	7-3
04/14	Cincinnati	W	9-4
04/15	Cincinnati	W	10-0 (7)
04/16	Cincinnati	W	13-3 (7)

04/19	at Charlotte %	W	6-2
04/22	at Wichita State	L	7-0
04/22	at Wichita State	L	8-3
04/23	at Wichita State	L	8-0
04/25	at NC State	L	5-4
04/28	Tulane	W	11-10
04/29	Tulane	L	8-0
04/29	Tulane	W	8-6
05/03	North Carolina	L	2-1
05/05	at Cincinnati	W	9-3
05/06	at Cincinnati	W	11-3
05/07	at Cincinnati	W	6-5 (10)
05/10	at Old Dominion	W	4-1 (13)
05/12	Memphis	W	10-4
05/13	Memphis	W	10-3
05/14	Memphis	W	11-7
05/16	(14) Campbell	L	14-13
05/18	at South Florida	W	8-3
05/19	at South Florida	W	6-5
05/20	at South Florida	W	7-1

The American Tournament (Clearwater, Fla.)

05/23	vs. South Florida	L	12-11 (11)
05/24	vs. Cincinnati	W	9-6
05/26	vs. UCF	W	7-6 (13)
05/27	vs. South Florida	W	3-1
05/27	vs. South Florida	W	14-7
05/28	vs. Tulane	L	8-6

NCAA Regional (Charlottesville, Va.)

06/02	vs. Oklahoma	W	14-5
-------	--------------	---	------

06/03	at (7) Virginia	L	2-1
06/04	vs. Oklahoma	W	8-5
06/04	at (7) Virginia	L	8-3



All-Time Lettermen/Roster

A

Jeff Abernathy	1971
Todd Abrams	1987
John Adams	1987-90
Jake Agnos	2017-19
Zach Agnos	2021-22
Matt Aldridge	1994
Mike Aldridge	1970-72
Hunter Allen	2014-15
John Allen	2012
Jim Ambrosius	1990-91
Carey Anderson	1968-69
Larry Anderson	1978
Mike Anderson	2007, 09-11
Mike Andrews	1987-89
Scott Andrews	2003-06
Eric Angel	1998
Brian Antal	1993
Shawn Armstrong	2010-11
Trent Ashcraft	2008-09
Jared Avchen	2009-10
Gary Averitte	1974

B

Grayson Bailey	2013
Hal Baird	1970-71
Dusty Baker	2017-19
Vernon Baker	1953-54
Erik Bakich	1999-00
Johnny Banks	1981
Nick Barber	2017-20
Pat Barber	1992
Dennis Barbour	1966-67
Carlton Barnes	1962-65
John Barnes	1962, 64
Pete Barnes	1962-65
Zach Barnes	2018-19
John Barrow	1972
Addison Bass	1973-76
Bryan Bass	2010, 12-13
Glen Bass	1961
Stephen Batts	2006-09
Tim Bayless	1970-71

Danny Beal 2021-Pres.

Geoff Beaston	1973-76
Cole Beavin	2018
Glynn Beck	1989-92
Johnny Beck	1991-94
Merritt Beeker	2022-23
Jamie Bell	1990-91
Fred Benevento	1970
Randy Bennett	1981
Billy Benson	1995-98
Trey Benton	2017-19
Brien Berckman	1987-90

Joey Berini 2021-Pres.

Scott Bermingham	1994
Billy Best	1977-80
Bruce Biggs	1962-64
Brent Billingsley	1995
Kyle Billingsley	1994-95
Chuck Bishop	1983
Matt Bishop	2002-04
Richie Blackwell	1992-94
Wayne Bland	1974-75

Luke Bolka 2014-17

Tyler Bolton	2012-14
Daniel Boone	1983-87
Jamie Borel	1993-94
Tommy Boswell	1988
Robert Bovander	1963-64
Brett Bowers	2009
Preston Bowers	1988
CJ Boyd	2021-22
Jimmy Boyd	2015-16
Earl Boykin	1961-62
Chris Bradberry	1984-86
Mike Bradshaw	1971-73
Kevin Brandt	2009-12
Denny Brady	2016
Brett Braxton	2005
Spencer Brickhouse	2017-19
Matt Bridges	2016-18, 21
Robert Brinkley	1975-78
Will Brinson	2000-03
Justin Bristow	2008
Mickey Britt	1977-79
Rick Britton	1994
Wayne Britton	1964-66
Garrett Brooks	2013-16
Ricky Brooks	2004-05
Skylar Brooks	2021-22
Calvin Brown	1987-90
Dylan Brown	2013-14
Turner Brown	2016-19
Jimmie Bryan	1976
Steve Bryant	1975-76
Josh Bucy	1997-99
Parks Buie	1996
John Bullard	1973-74
Dave Bumgarner	1964
Greg Bunn	2002-04
Mike Burbank	1973-74
Robert Burbank	1973-74
Dennis Burke	1966-68
Alec Burleson	2018-20
Ayden Butler	1991-92
Charles Butler	1982-85
Brett Butts	2007-08
Murrill Bynum	1961-63

Parker Byrd 2023-Pres.

C

Seth Caddell	2018-19, 21
Al Calder	1966
Jay Cannon	2012-13
Ashley Capps	2001-03
Glenn Card	1975-76
Danny Carpenter	1973-74
Jay Carraway	1979-82
Jerry Carraway	1976-79
Dennis Carrington	1964
Mont Carter	1985-86
Chris Cauble	1987-89
Jeff Causey	1993
Brian Cavanaugh	2002-05
Vernon Chadwick	1964, 67
Garrett Chandler	2021
Luke Cherry	2002-03
Austin Chrismon	2011-12

Nathan Chrismon 2023-Pres.

Mike Christopher 1984-85

Heath Clark	1991-94
Conrad Clark	1997-98
Philip Clark	2010-13
Cotton Clayton	1961
Ryan Clinch	2015
Cam Clonch	2021-Pres.
Stanley Coats	1970
Tommy Cobb	1977
Roy Coble	1970-71
Mark Cockrell	1983-86
Wally Cockrell	1961
Vince Colbert	1967-68
Britton Cole	2008-09
Cam Colmore	2016, 18-19, 21
Jason Colquitt	1996-98
Rodney Colvin	1989
Zach Cooper	2008
Pete Conaty	1976-78
Don Conde	1986-87
P.J. Connelly	2004-05
Chuck Connors	1963-65
Josh Constable	1995-96
Dick Corrada	1968-71
Drew Costanzo	2004-05
Jharel Cotton	2012
Mark Council	1983-84
Austin Covers	2018
West Covington	2017-18
Matt Cox	2008
Ned Craft	1977
Phillip Cronan	1993
Larry Crayton	1959-61
Danny Culpepper	1985-86
Jeff Culver	1972

Carter Cunningham 2022-Pres.

Jack Curlings	1981-83
---------------	---------

D

Carl Daddons	1964-66
Bailey Daniels	2007-09
Carl Daniels	1982
David Daniels	1989
Jimmy Daniels	1965-67
Larry Daughtridg	1977
Bob Davidson	1982-84
Bill L. Davis	1977-80
Billy E. Davis	1980
Butch Davis	1978-80
Jacob Davis	2010-11
Norman Davis	1973-74
Owen Davis	1989-92
Parker Davis	1978-79
Jake Dean	2006-07
Jason DeHart	1995
Mike DeJesus	2003
Lee Delfino	1999-01
Rick Derechailo	1979-80
Dylan Dickens	2012-13
Dominick Digiralamo	1987-88
Cary Domanski	1964
Len Dowd	1968-71
Josh Dowdy	2006-07
Bobby Draper	1962
Patrick Dunham	1995-96
Denis Dunlap	1994-97

Nick Durazo 2013-16

Terry Durham	1974-77
--------------	---------

E

Tommy Eason	1989-91
Troy Eason	1971-73
Russell Edmundson	1967-69
Ayden Edwards	2022
J.W. Edwards	1962-63
Lamont Edwards	1993-96
Dean Eehalt	1985-87
Harrison Eldridge	2005-08
Jack Elkins	1972-75
Lyman Ellas	1974
Jason Elmore	1995-96
Todd Evans	1981-84

F

Frank Fedak	1993-94
Bob Feeney	1973-76
Brian Fields	1997-98
Bob Fisher	1969
Fran Fitzgerald	1981-82
Tim Flaherty	1995-97
Thomas Fleetwood	1974
Mike Flye	2004-07
David Forbes	2007
Glen Forbes	1972-73
Steve Fornash	1966-68
Jimmy Forrest	1997
Dan Forson	1994
Richard Foster	1966-67
Bobby Fowler	2008
Thomas Francisco	2019, 21
Cameron Freeman	2008-10
Kevyn Fulcher	1996-99
Greg Fulgham	1972-73
Jabo Fulgham	1983-84
Ben Fultz	2011-14

G

Ted Gaertner	1986
Ross Gardner	2015
Griff Garner	1976
Stu Garrett	1969-70
Warren Gaspar, Jr.	2001-02
John Gast	1989-91
Eddie Gates	1977-78
Alan Gay	1979
Spencer Gaylord	1961, 63
Chris Gentrup	1998-99
Ken Gentry	1975-76
Richard Gifford	1965-67
Ryder Giles	2019-22
Jeff Ginn	1984
Landon Ginn	2021, 2023
Chris Glanz	1996
Rick Glover	1967-69
Steve Godin	1988-90
Cliff Godwin	1998-01
Bill Godwin	1971-74
David Goins	1968
Chris Gosik	2010-13
Mike Grace	2004-05
Ken Graver	1969-71
James Gray	2014



All-Time Lettermen/Roster

Junior Green	1962-63
Nathan Greene	1961-62
Scott Greene	2000, 02-03
Roger Greer	1984
Kevin Grieve	1999-01
Josh Grosz	2021-23
Eric Grupton	1988

H

John Hallow	1980-83
Clarence Hardison	1978, 80
Greg Hardison	1984-86
Tim Hardison	1978-79
Bryce Harman	2014-17
Grant Harmon	1992-93
Rob Harper	1981
Carter Harrell	2004, 06
Dustin Harrington	2008-10
Jake Harris	2010-13
Devin Harris	2008-10
Mike Harrington	2003-04
Bobby Harrison	1972-75
Lyle Hartgrove	1991-94
Ron Hastings	1968-71
Joseph Hastings	1997, 99-01
Jason Head	1993-96
Joe Heavner	1973-76
Richard Hedgecock	1965-66
Roger Hedgecock	1963, 65-67
Brandon Henderson	2006-09
Todd Hendley	1980-82
Art Henretta	1962
Andrew Henrickson	2017-18
Gary Herring	1972-75
Chris Heston	2009
Jeff Hewitt	1995-96
Paul Hill	1986-87
Charlie Hines	1992-93
Adam Hodges	2005-06
Charlie Hodges	2022-Pres.
Kelly Hodges	2001, 03
Jeff Hoffman	2012-14
Mike Hogan	1973-74
Chris Holba	2016-18
Daniel Holder	2008
Jonathan Holt	2011-12, 14
Austin Homan	2008-11
Lane Hoover	2019-23
Lance Honeycutt	2009-12
David Horne	1983
Skip Horton	1971-73
T.J. Hose	2005-08
Zach Houchins	2013-14
Landon Howard	2022
Jason Howard	1996-99
Joseph Hughes	2010-13
Mitchell Hughes	1967-69, 71
Jake Hunter	2022-Pres.
Wayland Hunter	1964-65
Justin Hyde	2000

I

Joe Ingle	2015-17
-----------	---------

J

Jake Jacobs	1986-89
Mike Jacobs	1994
Ollie Jarvis	1964, 66
D.J. Jauss	2010, 12
Christian Jayne	2019
Chandler Jenkins	2018-19
Jonathan Jenkins	1987-90
Jacob Jenkins-Cowart	2022-Pres.
Brooks Jernigan	1997-99
Charlie Johnson	1961-62
Junior Johnson	1987
Ryley Johnson	2021-Pres.
Winfred Johnson	1983-86
Antaine Jones	1996-98
Macon Jones	1997-98
Ryan Jones	2001-04
Bobby Joyce	1962, 64
Jeff Joyner	1976
Tyler Joyner	2010, 12

K

Jon Henry Kail	2003
Bob Kaylor	1963-66
Mason Keen	2015
Corey Kemp	2007-08
Tommy Kidd	1962-63
Sam King	2012-13
Wayne King	1968
Davis Kirkpatrick	2014, 16-18
Rick Koryda	1976
Ryan Kraft	1994
Bob Kral	1979-81
John Krol	1980
Evan Kruczynski	2014-17
Jake Kuchmaner	2018-22
Neil Kulp	1968
Keith Kurdewan	1976-77
Lee Kushner	1992-93

L

Deshorn Lake	2012-13
Parker Lamm	2015-16
Richard Lamm	1971-72
Andrew LaMura	2014
Matt Laney	2008
Tim Langdon	1988, 90
Robert Langston	1983-86
Jimmy Lanier	1968-69
Sam Lanier	2016-19
Dave LaRussa	1971-74
Darryl Lawhorn	2002-04
Trevor Lawhorn	2004
Eddie Lawing	1975
Dylan Lawson	2021
Scott Layden	1977-78
Billy Layton	1992-95
Bruce Leary	1975-76
Don Lee	1975
Cody Leggett	2005-07
Ronnie Leggett	1972-74
David Leisten	1990-92
Mark Letchworth	2007
Stanley Letchworth	1972
Allen Lewitz	1972

Phillip Liles

1972	
Brett Lindgren	2004-05
Derek Lindsay	1995-96
Jason Lineberger	1997
Jordan Little	2022-23
Ryan Littlefield	2016
Connor Litton	2018
Brady Lloyd	2016-19
Eddie Loesner	1994-95
Nick Logusch	2021-22
Reid Love	2014-15
Joshua Lovick	2011-14
Luke Lowery	2013-15
Michael Loyd	1981
Billy Lucas	1978
David Lucroy	2013-15
Bobby Lumkin	1962
Wyatt Lunsford-Shenkman	2022-Pres.

M

David Mabe	1985
Brett Mabry	2013-14
Alec Makarewicz	2021-23
Jason Mandryk	1999-02
Seth Maness	2008-11
Jimmy Martin	1957-60
Mike Martin	1984
Ryan Massimo	1997-98
Shane Mathews	2004, 06-07
Kieran Mattison	2000-02
Jay Mattox	2005-06
C.J. Mayhue	2021-22
Robbie McClanahan	1983-84
Ryan McCrystal	2022-Pres.
Brian McCullen	2003
Clayton McCullough	2000-02
Howard McCullough	1975-76
Chase McDonald	2011-13
Jay McGraw	1985-88
Rick McMahon	1971-74
Bryan McNeely	1970-71
Tanner Merritt	2011-12
Travis Meyer	1995-96
Mike Mieszanek	2010
Jason Mills	1992-95
Jackson Mims	2015
Brad Mincey	2008-11
Mark Minicozzi	2003-05
Foye Minton	1998-01
Earle Mobley	1978-79
Brandon Mohr	1993-94
James Molinari	1999-00
Dale Mollenhauer	2005-07
Lennie Mollo	1986
Kevin Monroe	1997-98
Randy Monroe	1974
Brazel Moore	1964
Douglas Morgan, Jr.	1986
Kirk Morgan	2014-17
Stancil Morse	1991-93
Macon Moye	1976-80
Tom Moye	1989-92
Josh Moylan	2021-23
Zack Mazingo	2016

N

Nate Nabholz	2021
Berry Narron	1990-91
Johnny Narron	1971-74
Richard Narron	1966-67
Sam Narron	2000-02
Bob Neff	1979
Jason Neitz	2003, 05-07
Jeff Nelson	2015-16
Rusty Nelson	1977
Josh Netterville	2018
Ben Newton	2021-22
Chad Newton	1995-96
Ricky Nichols	1983-84
Connor Norby	2019, 21
Robert Norman	1969
Tommy Norman	1962-65
Ryan Norwood	2002-04
Luke Nowak	2022-Pres.

O

Kevin Obholz	1993
Evan Odum	2019
Joe O'Malley	2007, 09
Kevin O'Sullivan	1999, 01-03
Bill Outlaw	1996-99
Jeff Ostrander	2007
Gary Overton	1970-73
Jack Owens	2015
Don Oxidine	1970-72

P

Bryant Packard	2017-19
Jamie Paige	2001-04
Jimmy Paige	1972-73
Pete Paradossi	1975-78
Jackie Parrish	1965-66
Kirk Parsons	1981-82
Bob Patterson	1978, 80-82
John Payne	1995-98
Ryan Peisel	2005
Davey Penny	2000-03
Rodney Perry	1974
Pete Persico	1980-81
Jim Peters	1970
Mike Peters	1993
Brian Peterson	1982-83, 85
Jim Peterson	1983-86
Wesley Phillips	2016-17
Al Pierce	1990-93
Steven Pitt	1993
John Poppert	2001-04
Wayne Post	1970, 72
Joshua Potter	1966
Randy Potter	1976
Chris Powell	2005-07
Chad Puckett	1992-95

R

Ricky Ramey	1978-81
Dennis Randolph	1970
Jonathan Ratledge	2008-09
Johnny Rawls	1965-67
Jamie Ray	2005-08
Jimmy Raynor	1963-64, 66



All-Time Lettermen/Roster

Max Raynor	1978-79
Dean Reavis	1975-76
Corey Redick	1990-91
Adam Reikowski	1999
Jack Reinheimer	2011-13
Nolan Respess	1962
Drew Reynolds	2011-14
Joey Rezek	2021-22
Kevin Rhodes	2003-06
Frank Rice	1965
Billy Richardson	2004-05
Charles Riddick	1964
Kevin Riggs	1988-90
Randy Rigsby	1995-98
T.J. Riles	2017
Jim Riley	1984-87
David Ritchie	1986-89
Erik Ritchie	2022-Pres.
Gus Roberson	1971
Jim Roberson	1962-63
Kelly Robinette	1980-83
Scott Robinson	1991
Willie Robinson	1968-71
Fred Rodriguez	1963-66
Joe Roenker	1975-76
Kyle Roller	2007-10
Zach Root	2023-Pres.
Rich Rosenberger	1994
Ryan Ross	2017-18
Josh Ruhlman	2007-08

S

Mike Sage	1978-81
Steve Salargo	1996-98
Tony Salmond	1983
Steve Salva	1986
Mike Sanburn	1993-94
Ben Sanderson	2000-03
Dario Santangelo	2012
Eguie Santory	1982
Dustin Sasser	2004, 06-07
Brandon Saunders	2015
Garrett Saylor	2019-23
Keith Schaffer	1986
Drew Schieber	2006-09
Nick Schnabel	1999-00
Jeremy Schumacher	1997-00
Rick Scoggins	1967
Cory Scott	1999-00
Jimmy Scott	1961-62
Neal Sears	2000-03
Mike Sellers	1992
Chris Shaffer	1995, 97-98
Mark Shank	1981-82, 84-85

David Shields	1969
Corey Short	1990-91
Steve Sides	1984-85, 87
Seth Simmons	2008-11
Brad Simons	1997-98, 00-01
Shane Small	2008
Christian Smallwood	2021
Charlie Smith	1981-83
Gary Smith	1987-88
Jake Smith	2003-06
Lanie Smith	1965-66
Lyn Smith	1965-66
Mike Smith	1963-65, 67
Russ Smith	1973-74
Tyler Smith	2017-19, 21
Andy Smithmyer	2012-13
Kidah Sneed	1998
Stan Sneed	1969-71
Cameron Snow	2015
Jim Snyder	1966-68
Fred Soles	1949-52
Patrick Somers	200-10
Jedd Sorenson	2001-02
Mike Sorrell	1979-82
Sthil Sowers	2008-10
Lyn Spears	1972-73
Todd Speas	2001
Carter Spivey	2019-23
Phil Spring	1983-84
Ron Staggs	1972-75
Jacob Starling	2021-Pres.
Adam Stephens	2002
Berk Stephens	1962
Charlie Stevens	1976-77
Tim Stiller	1978-79
Willy Strong	2018
Raymie Styons	1977-80
Jason Sugden	2001
Bailey Sugg	2015
Mike Sullivan	1984-87
Carl Summerell	1974
Bobby Supel	1976-78
Broc Sutton	2007-09
George Sweat	1968
Victor Sykes	1964

T

Ed Tant	1988
Brandon Taylor	2014
Brody Taylor	2004, 06
Dennis Taylor	1970
Justin Taylor	2013
Roy Taylor	1968-70
Ben Terwilliger	2022

John Thomas	1987-89
Anthony Thompson	1992
Corey Thompson	2009-12
Nick Thompson	2012-13
Travis Thompson	1996-99
Edward Thorne	1966-67
Lance Tigyer	1995
Tommy Toms	1971-73
Jason Tourangeau	2000-03
Ryan Touseley	2006-07
Ian Townsend	2014
Chad Tracy	1999-01
Chad Triplett	1991-94
Glenn Tucker	2000-03
Danny Tunnell	1993
Eric Tyler	2014-17

U

Bill Upchurch	1992
Michael Ussery	2011-12

V

Craig Van Deventer	1984-87
Mike Van Landingham	1970-72
Al Vaughn	1957-58
Daniel Vick	2002
Dennis Vick	1968-70
Wayne Vick	1968-69
Evan Voliva	2015-19

W

Matt Walker	1970-72
Mark Wakai	1980-81
Charlie Wall	1974
Jack Wallace	1948-51
Billy Walling	2010
Emmett Walsh	1982
Larry Walters	1970-73
Mike Walters	1973
Bryant Ward	1999-02
Morris Ward	1972
Jeff Warren	1980
Tommy Warrick	1977-78
Daniel Warzon	2010
Jake Washer	2017-19
Pat Watkins	1991-93
Travis Watkins	2013, 15-17
Collin Watt	2018
Charlie Waynick	1981
John Weaver	1969
Mike Weaver	1975
Tom Webb	1984-85
Nick Wedemeyer	2001-02
David Wells	1982-84

Mike Wells	1981, 85
Robert Wells	1980-83
Chris West	1993
Lacy West	1961-63
Bob Wharton	1995-96
Carson Whisenhunt	2021-22
Hayden White	2013-14
John White	1988-91
Jeremy Whitehead	2018
Trent Whitehead	2008-11
Davis Whitfield	1990-91
Howard Whitfield	1990-93
Doug Whitley	1970
Theodore Whitley	1966-67
Mike Whitten	1988-91
Floyd Wicker	1960-61

Justin Wilcoxon 2021-Pres.

Bill Wilder	1979-82
Mark Wilder	2009-10
Kevin Wilhoit	1992-93

Dixon Williams 2023-Pres.

Fred Williams	1981
Gavin Williams	2018-19, 21
Matt Williams	1997
Mike Williams	1981-84
Ryan Williams	2013-14
Taylor Williams	2002
Dwanya Williams-Sutton	2016-18
John Williamson	1998-01
David Willis	1988-90
Stephen Wilmer	2019
A.J. Wilson	2021
Bradley Wilson	2021-22
Jaden Winchester	1966-67
Jaden Winter	2022-Pres.
Adam Witter	2003-06
Jacob Wolfe	2014-17
Ryan Wood	2006-09
Dickey Woodard	1968
Zach Woods	2010-11
John Wooten	2010-12
Sonny Wooten	1976-77
Bryson Worrell	2018-22
Mike Wright	2009-11
Zach Wright	2009-12
Buddy Wyatt	1962

Y

Tommy Yarborough	1987-90
Brian Yerys	1994-95
Trey Yesavage	2022-Pres.
Charlie Yorgen	2014-17
Timothy Younger	2011-12



Conference Honors

Player-of-the-Year

ECAC SOUTH

1984	Winfred Johnson
1985	Winfred Johnson

ECAC

1993	Pat Watkins
------	-------------

CAA

1986	Winfred Johnson
1990	Jonathan Jenkins
1991	John Gast
1993	Pat Watkins

CAA DEFENSIVE

1999	Nick Schnabel
------	---------------

C-USA

2004	Ryan Jones
2008	Corey Kemp

AAC

2018	Bryant Packard
2021	Connor Norby

Pitcher-of-the-Year

C-USA

2004	Greg Bunn
2010	Seth Maness

AAC

2019	Jake Agnos
2021	Gavin Williams
2022	Carter Spivey

Rookie-of-the-Year

CAA

1999	Chad Tracy
------	------------

Freshman-of-the-Year

C-USA

2002	Darryl Lawhorn
2008	Seth Maness

Newcomer-of-the-Year

C-USA

2008	Justin Bristow
2009	Chris Heston
2010	Zach Woods

Rookie Pitcher-of-the-Year

AAC

2018	Alec Burleson
------	---------------

Coach-of-the-Year

SOUTHERN CONFERENCE

1977	Monte Little
------	--------------

CAA

1990	Gary Overton
1999	Keith LeClair
2000	Keith LeClair

C-USA

2004	Randy Maze
2009	Billy Godwin

AAC

2015	Cliff Godwin
2019	Cliff Godwin
2021	Cliff Godwin
2022	Cliff Godwin

Male Scholar-Athlete-of-the-Year

AAC

2019	Jake Agnos
------	------------

Baseball Scholar-Athlete-of-the-Year

AAC

2019	Jake Agnos
------	------------

All-Conference Honors

ALL-SOUTHERN CONFERENCE

1966	Wayne Britton-1 Richard Narron-1 Jim Raynor-1 Edward Thorne-1 Fred Rodriguez-2 David Winchester-2
1967	Dennis Burke Richard Narron Lynn Smith Jim Snyder
1968	Jim Snyder
1970	Ron Hastings Stan Sneed
1972	Ralph Lamm
1974	Mike Hogan Dave LaRussa Ron Staggs
1976	Steve Bryant Joe Roenker
1977	Mickey Britt Pete Conaty Eddie Gates Sonny Wooten

ALL-SOUTH INDEPENDENT

1979	Billy Best-2 Parker Davis-2
1980	Billy Best-HM Butch Davis-1 Raymie Styons-1 Bill Wilder-1

ALL-ECAC SOUTH

1982	Bill Wilder
1984	Greg Hardison Winfred Johnson
1985	Chris Bradberry Greg Hardison Winfred Johnson Mike Wells

ALL-CAA (FIRST-TEAM SELECTIONS)

1986	Chris Bradberry, OF Winfred Johnson, DH Jim Peterson, P Mike Sullivan, 1B
1987	Chris Cauble, C
1989	John Adams, OF Calvin Brown, 1B Tommy Eason, C Jonathan Jenkins, P
1990	John Adams, OF Calvin Brown, 1B Tommy Eason, C Jonathan Jenkins, P Tim Langdon, P Kevin Riggs, 2B Corey Short, DH
1991	Johnny Beck, P John Gast, 3B
1992	David Leisten, OF
1993	Lee Kushner, 1B Steve Pitt, DH Pat Watkins, OF
1994	Jamie Borel, OF
1996	Lamont Edwards, 2B Patrick Dunham, P
1997	Steve Salargo, OF
1998	Brooks Jernigan, P John Williamson, OF
1999	Steve Salargo, OF
2000	James Molinari, OF Nick Schnabel, 2B Cory Scott, P
2001	Cliff Godwin, C Joseph Hastings, 1B Sam Narron, P Chad Tracy, 3B Bryant Ward, 2B John Williamson, OF

ALL-CAA (SECOND-TEAM SELECTIONS)

1993	Johnny Beck, P
1994	Johnny Beck, P Rick Britton, 3B Jason Head, OF Brian Yerys, DH
1995	Lamont Edwards, 2B Chad Puckett, SS
1996	Jeff Hewitt, P Antaine Jones, 3B Randy Riggsby, 1B Bryan Smith, P
1997	Tim Flaherty, C
1998	Steve Salargo, OF
1999	Lee Delfino, SS Travis Thompson, P John Williamson, OF
2000	Erik Bakich, OF Lee Delfino, SS
2001	Will Brindson, P Lee Delfino, SS Clayton McCullough, C

ALL C-USA (FIRST-TEAM SELECTIONS)

2002	Darryl Lawhorn, 1B
2004	Greg Bunn, P Ryan Jones, DH/OF Trevor Lawhorn, 2B Ryan Norwood, 1B
2005	Brian Cavanaugh, OF Ricky Brooks, P
2006	Jake Smith, C
2007	Harrison Eldridge, OF Shane Mathews, P
2008	Harrison Eldridge, OF Corey Kemp, C Seth Maness, P
2009	Stephen Batts, OF Chris Heston, P Seth Maness, P Kyle Roller, DH Ryan Wood, IF
2010	Seth Maness, P Kyle Roller, DH
2011	Seth Maness, P
2012	Kevin Brandt, P John Wooten, IF
2013	Chase McDonald, IF Drew Reynolds, UTIL
2014	Zach Houchins, IF Drew Reynolds, UTIL Ryan Williams, RP



Conference Honors

ALL C-USA (SECOND-TEAM SELECTIONS)

2002	Sam Narron, P
2003	Darryl Lawhorn, OF
2004	Darryl Lawhorn, OF Jamie Paige, OF
2005	T.J. Hose, P Mark Minicozzi, 3B Brody Taylor, P Adam Witter, 1B
2007	T.J. Hose, P Dale Mollenhauer, SS Ryan Tousley, OF
2008	Stephen Batts, IF Justin Bristow, P
2009	Brad Mincey, P Trent Whitehead, OF
2010	Corey Thompson, IF Zach Woods, P
2011	Kevin Brandt, P Brad Mincey, P Trent Whitehead, OF Zach Wright, C
2012	Jharel Cotton, P Drew Reynolds, UTIL Corey Thompson, IF Zach Wright, C
2013	Jeff Hoffman, P Zach Houchins, IF David Lucroy, P

ALL-AAC (FIRST-TEAM SELECTIONS)

2015	Reid Love, P * Reid Love, UTIL Luke Lowery, DH
2016	Evan Kruczynski, P Dwanya Williams-Sutton, OF
2017	Eric Tyler, 3B Travis Watkins, C * Charlie Yorgen, 2B
2018	Spencer Brickhouse, DH * Chris Holba, P Brady Lloyd, 2B
* Bryant Packard, OF	
2019	Jake Agnos, P Spencer Brickhouse, DH Alec Burleson, OF Jake Kuchmaner, P
* Bryant Packard, OF Jake Washer, C	
2021	Josh Moylan, DH Connor Norby, 2B
* Gavin Williams, P	
2022	Zach Agnos, SS Ryder Giles, UTIL Lane Hoover, OF Carter Spivey, P

2023	Carter Cunningham, OF Jacob Jenkins-Cowart, OF Trey Yesavage, P
------	---

* unanimous selections

ALL-AAC (SECOND-TEAM SELECTIONS)

2016	Travis Watkins, C
2018	Tyler Smith, P Dwanya Williams-Sutton, OF
2019	Spencer Brickhouse, 1B Turner Brown, SS Alec Burleson, UTIL
2021	Zach Agnos, 3B Cam Colmore, P Thomas Francisco, 1B Bryson Worrell, OF
2022	Cam Clonch, DH Alec Makarewicz, 3B C.J. Mayhue, P Garrett Saylor, P Jacob Starling, 2B Bryson Worrell, OF
2023	Joey Berini, SS Josh Grosz, P Josh Moylan, 1B Luke Nowak, OF Carter Spivey, P Jacob Starling, 2B Justin Wilcoxon, C

NAIA Championship All-Tournament Team

1961	Glenn Bass (HM) Larry Crayton Charles Johnson (HM) Jim Martin (HM) Floyd Wicker
1963	Lacy West

All-Conference Tournament Team

ECAC SOUTH

1985	Chris Bradberry Winfred Johnson
1986	Chris Bradberry Winfred Johnson

C-USA

2002	Darryl Lawhorn Ryan Jones Sam Narron Neal Sears
2003	Darryl Lawhorn Jason Tourangeau
2005	Mike Grace
2006	Shane Mathews

2007	Stephen Batts Harrison Eldridge Shane Mathews
2008	Kyle Roller
2009	Trent Whitehead
2010	Seth Maness
2011	Seth Maness Corey Thompson
2012	Corey Thompson
2013	Zach Houchins Drew Reynolds

AAC

2015	Hunter Allen Joe Ingle Reid Love Luke Lowery
2017	Jake Agnos Travis Watkins Charlie Yorgen
2018	Spencer Brickhouse Turner Brown Andrew Henrickson Jake Kuchmaner
2021	Connor Norby
2022	Zach Agnos Jacob Jenkins-Cowart Alec Makarewicz C.J. Mayhue Bryson Worrell
2023	Danny Beal Carter Cunningham Josh Moylan Jacob Starling

Conference Tournament MVP/MOP

CAA

1987	Gary Smith, P
1989	Brien Berckman, P
1990	Calvin Brown, 1B
1991	David Leisten, OF
1993	Lyle Hartgrove, P
1999	James Molinari, OF
2000	Lee Delfino, SS

C-USA

2002	Darryl Lawhorn, 1B
------	--------------------

AAC

2015	Hunter Allen, SS
2018	Spencer Brickhouse, DH
2022	Jacob Jenkins-Cowart, OF

All-Freshman

C-USA

2002	Darryl Lawhorn, 1B
------	--------------------

2003	Jake Smith, C Mark Minicozzi, 3B
2004	Shane Mathews, P
2005	T.J. Hose, P Dale Mollenhauer, INF Ryan Peisel, INF
2006	Ryan Wood, INF
2007	Kyle Roller, DH
2008	Dustin Harrington, SS Seth Maness, P
2009	Kevin Brandt, P
2010	John Wooten, INF
2011	Ben Fultz, OF Chase McDonald, DH Jack Reinheimer, SS
2012	Jeff Hoffman, P
2013	David Lucroy, P Travis Watkins, C
2014	Bryce Harman, IF Charlie Yorgen, IF

AAC

2023	Zach Root, P
------	--------------

Baseball Scholar-Athlete-of-the-Year

C-USA

2002	Sam Narron
------	------------

Players-of-the-Week

C-USA HITTER-OF-THE-WEEK

02/18/02	Bryant Ward
04/08/02	Darryl Lawhorn
05/12/03	Ryan Norwood
03/01/04	Ryan Jones
04/05/04	Trevor Lawhorn
04/12/04	Ryan Norwood
04/19/04	Jamie Paige
05/03/04	Ryan Jones
02/27/06	Jake Smith
04/24/06	Brandon Henderson
03/26/07	Harrison Eldridge
03/10/08	Ryan Wood
04/01/08	Corey Kemp
02/23/09	Stephen Batts
03/09/09	Stephen Batts
03/23/09	Kyle Roller
03/01/10	Corey Thompson
03/08/10	Cam Freeman
03/29/10	Dustin Harrington
05/23/11	Jack Reinheimer
03/13/12	Drew Reynolds
04/09/12	Timothy Younger
05/06/13	Chase McDonald
03/31/14	Charlie Yorgen

C-USA PITCHER-OF-THE-WEEK

03/04/02	Sam Narron
----------	------------



Conference Honors

03/31/03	David Penny
02/16/04	Greg Bunn
05/05/04	Glenn Tucker
05/23/04	Greg Bunn
02/21/05	Mike Flye
03/07/05	Jeff Ostrander
03/28/05	Ricky Brooks
03/25/05	Ricky Brooks
04/03/06	Brody Taylor
03/12/07	T.J. Hose
05/06/07	T.J. Hose
04/28/08	Sthil Sowers
03/30/09	Brad Mincey
04/13/09	Seth Maness
04/27/09	Kevin Brandt
05/18/09	Seth Maness
04/05/10	Zach Woods
04/12/10	Kevin Brandt
05/03/10	Seth Maness
03/07/11	Seth Maness
03/21/11	Kevin Brandt
05/16/11	Zach Woods
04/02/12	Tyler Joyner
04/16/12	Jeff Hoffman
03/11/13	David Lucroy
04/01/13	Jeff Hoffman
04/15/13	Drew Reynolds
03/03/14	Jeff Hoffman
04/21/14	Jeff Hoffman
05/05/14	Reid Love

AAC HITTER-OF-THE-WEEK

03/16/15	Luke Lowery
04/27/15	Reid Love
05/18/15	Garrett Brooks
05/23/16	Dwanya Williams-Sutton
04/24/17	Charlie Yorgen
05/01/17	Eric Tyler
05/21/18	Bryant Packard
02/25/19	Alec Burleson
03/25/19	Spencer Brickhouse
04/29/19	Bryant Packard
05/06/19	Alec Burleson
05/13/19	Alec Burleson
02/17/20	Thomas Francisco
03/09/20	Alec Burleson
03/01/21	Josh Moylan
03/15/21	Connor Norby
04/05/21	Alec Makarewicz
04/12/21	Bryson Worrell
04/18/22	Bryson Worrell
05/22/22	Bryson Worrell
02/20/23	Justin Wilcoxon
03/13/23	Josh Moylan
04/10/23	Alec Makarewicz
05/21/23	Josh Moylan

AAC PITCHER-OF-THE-WEEK

04/06/15	Reid Love
02/29/16	Jacob Wolfe

04/04/16	Jimmy Boyd
05/09/16	Jacob Wolfe
05/23/16	Jimmy Boyd
04/24/17	Evan Kruczynski
02/23/18	Trey Benton
02/25/19	Jake Agnos
03/11/19	Jake Kuchmaner
03/18/19	Jake Kuchmaner
04/01/19	Jake Agnos
04/22/19	Jake Agnos
05/20/19	Jake Agnos
03/15/21	Carson Whisenhunt
03/29/21	Gavin Williams
04/05/21	Gavin Williams
05/10/21	Cam Colmore
04/25/22	Carter Spivey
05/09/22	C.J. Mayhue
03/20/23	Trey Yesavage
03/27/23	Josh Grosz
04/17/23	Carter Spivey
05/08/23	W. Lunsford-Shenkman

C-USA All-Academic Team

2008	Corey Kemp
2009	Brandon Henderon Drew Schieber
2010	Jared Avchen Seth Maness
2011	Austin Homan
2012	Drew Reynolds
2013	Drew Reynolds
2014	Drew Reynolds

C-USA Academic Medal Winner

<i>(cumulative GPA of 3.75 or higher)</i>	
Jared Avchen	2009-10
Grayson Bailey	2012
Jacob Davis	2009-11
Jake Harris	2010
Austin Homan	2011
D.J. Jauss	2010-12
Sam King	2012
Joshua Lovick	2011-14
Drew Reynolds	2011
Brandon Saunders	2014
Nick Thompson	2012-13
Charlie Yorgen	2014

C-USA Honor Roll

<i>(cumulative GPA of 3.00 or higher)</i>	
Lee Allen	2004
Mike Anderson	2007-09, 11
Will Anderson	2004-05
Shawn Armstrong	2009-11
Trent Ashcraft	2007
Jared Avchen	2009-10
Grayson Bailey	2012-13

Stephen Batts	2006-08
Luke Bolka	2014
Tyler Bolton	2012
Brett Bowers	2009
Justin Bristow	2008
Joe Brooks	2013
Ethan Brown	2009
Greg Bunn	2003-04
Chris Buss	2006
Brian Cavanaugh	2003-05
Luke Cherry	2003
P.J. Connelly	2004
Will Connerley	2011
Zach Cooper	2007-08
Jharel Cotton	2012
Jacob Davis	2009-11
Jake Dean	2006-07
Josh Dowdy	2007
Mike Flye	2004-07
Bobby Fowler	2007-09
Chris Gosik	2010-13
Mike Grace	2003
James Gray	2014
Matt Hancock	2008
Luke Harmer	2011
Carter Harrell	2004
Dustin Harrington	2009
Mike Harrington	2003-04
Devin Harris	2010
Jake Harris	2010-13
Brandon Henderson	2008-09
Chris Heston	2009
Jonathan Holt	2011/13-14
Austin Homan	2007-11
T.J. Hose	2005-08
D.J. Jauss	2010-12
Corey Kemp	2007-08
Sam King	2012-13
Andrew LaMura	2012, 14
Joshua Lovick	2011-14
Kyle Majette	2013
Seth Maness	2008-11
Shane Mathews	2004
Jay Mattox	2005
Brian McCullen	2002-03
Chase McDonald	2011/13
Tanner Merritt	2011
Mike Mieszanek	2010
Brad Mincey	2008
Dale Mollenhauer	2005-07
Kirk Morgan	2014
Sam Narron	2002
Jason Neitz	2003
Jamie Paige	2003-04
Zach Pearce	2011
Ryan Peisel	2005
Davey Penny	2003
Kyle Pittman	2011
Chris Powell	2004-07

Jack Reinheimer	2012-13
Drew Reynolds	2011-14
Billy Richardson	2004
Kyle Roller	2007-10
Kevin Sanders	2012
Brandon Saunders	2014
Drew Schieber	2006-09
Shane Small	2007
Cam Snow	2014
Sthil Sowers	2008
Brandon Taylor	2014
Nick Thompson	2012-13
Ryan Tousley	2007
Ian Townsend	2014
Jonathan Tyndall	2010
Michael Ussery	2012
Daniel Warzon	2010
Travis Watkins	2013-14
Ryan Williams	2013
John Wooten	2010
Zach Wright	2009/11-12
Charlie Yorgen	2014
Timothy Younger	2011-12

American Athletic Team Excellence Award

2015-16	3.31 GPA
2016-17	3.27 GPA
2017-18	3.46 GPA
2018-19	3.45 GPA
2019-20	3.52 GPA
2020-21	3.64 GPA
2021-22	3.47 GPA
2022-23	3.57 GPA

American Athletic Male Scholar-Athlete-Of-The-Year

2019	Jake Agnos
2020	Alec Burleson

American Athletic Baseball Scholar-Athlete-Of-The-Year

2019	Jake Agnos
2020	Alec Burleson

AAC All-Academic Team

<i>(cumulative GPA of 3.00 or higher)</i>	
Jake Agnos	2017-19
Zach Agnos	2020-22
Dusty Baker	2017-19
Nick Barber	2017-20
Zach Barnes	2018-19
Danny Beal	2021-23
Cole Beavin	2018
Merritt Beeker	2022-23
Cody Benton	2020



Conference Honors

Trey Benton	2018	Josh Grosz	2021-23	Nick Logusch	2020-21	Garrett Saylor	2020-23
Joey Berini	2021-23	Bryce Harman	2015/17	Trevor Losito	2020	Christian Smallwood	2019-21
Luke Bolka	2016	Andrew Henrickson	2018	Reid Love	2015	Tyler Smith	2018, 20-21
CJ Boyd	2021-22	Charlie Hodges	2022-23	Willie Lumpkin	2023	Carter Spivey	2019-23
Jimmy Boyd	2016	Chris Holba	2016-18	Wyatt Lunsford-Shenkman	2022-23	Austin St. Laurent	2021
Parker Boyle	2020-21	John Hood	2017	Alec Makarewicz	2020-23	Jacob Starling	2021-23
Tyler Bradt	2023	Lane Hoover	2020-23	C.J. Mayhue	2020-22	Willy Strong	2018
Denny Brady	2016	Landon Howard	2022	Ryan McCrystal	2022-23	Bailey Sugg	2015
Spencer Brickhouse	2017-19	Jake Hunter	2022-23	Kirk Morgan	2015-17	Ben Terwilliger	2022
Matt Bridges	2016-21	Joe Ingle	2017	Zack Mozingo	2016	Eric Tyler	2015-17
Garrett Brooks	2016	Matt James	2020	Josh Moylan	2021-23	Evan Voliva	2019
Skylar Brooks	2020-22	Christian Jayne	2019-20	Cam Murphy	2023	Jake Washer	2016-19
Turner Brown	2016/18-19	Chandler Jenkins	2018-19	Nate Nabholz	2020-21	Travis Watkins	2015-17
Alec Burleson	2018-20	Jacob Jenkins-Cowart	2022-23	Jeff Nelson	2015-16	Collin Watt	2018
Seth Caddell	2018-21	Ryley Johnson	2021-23	Josh Netteville	2018	Carson Whisenhunt	2020-22
Garrett Chandler	2021	Noah Jones	2018	Ben Newton	2020-22	Jeremy Whitehead	2018
Nathan Chrismon	2023	Mason Keen	2016	Connor Norby	2020-21	Justin Wilcoxon	2020-23
Cam Clonch	2021-23	Trystan Kimmel	2020	Luke Nowak	2022	Dixon Williams	2023
Cam Colmore	2016-21	Davis Kirkpatrick	2016/18	Evan Odum	2019-20	Gavin Williams	2018-21
Austin Covers	2018	Evan Kruczynski	2015-17	Bryant Packard	2017-19	Dwanya Williams-Sutton	2016-18
West Covington	2016-18	Jake Kuchmaner	2018-22	Chris Perry	2015	Stephen Wilmer	2019
Carter Cunningham	2022-23	Parker Lamm	2016	Wesley Phillips	2016-17	A.J. Wilson	2020-21
Ayden Edwards	2022	Sam Lanier	2016-19	Connor Rasmussen	2023	Bradley Wilson	2020-22
Tyler Edwards	2017	Dylan Lawson	2020-21	Joey Rezek	2021-22	Jaden Winter	2022
Thomas Francisco	2019-21	Jordan Little	2022-23	Erik Ritchie	2022-23	Jacob Wolfe	2017
Ryder Giles	2019-22	Ryan Littlefield	2016	Zach Root	2023	Bryson Worrell	2018, 20-22
Elijah Gill	2020	Connor Litton	2018	Ryan Ross	2017-18	Trey Yesavage	2022-23
Landon Ginn	2021	Brady Lloyd	2016-19	Brandon Saunders	2015	Charlie Yorgen	2015-17

Pirate Baseball Hall Of Famers

Year	Name	Year	Name	Year	Name
1974	Glenn Bass	1992	Dick Corrada	2004	Al Vaughn
1974	Lacy T. West	1993	John Christenbury	2005	Larry Crayton
1975	Bill Holland	1993	Charles Futrell	2006	Pat Watkins
1977	Earl Smith	1993	Jim Raynor	2007	Dennis Burke
1978	Jim Johnson	1994	Hal Baird	2008	Butch Davis
1978	Jim Mallory	1994	Bob Patterson	2009	Vince Colbert
1978	Richard Narron	1996	Ron Hastings	2012	John Williamson
1979	Carlton Barnes	1997	Paul Gay	2014	Billy Best
1979	Lex Ridenhour	1998	Dr. Raymond Pennington	2015	Chad Tracy
1980	Cecil Heath	2001	Winfred Johnson	2016	Tommy Eason
1981	Jack Boone	2002	Keith LeClair	2019	Sam Narron
1984	Lawrence "Cotton" Clayton	2004	Dr. Gary Overton	2023	Seth Maness



National Honors

All-NCAA Regional

1984	Winfred Johnson
1990	Corey Short
1993	Pat Watkins
1999	Erik Bakich
	Lee Delfino
	Jason Howard
	John Williamson
2000	Lee Delfino
	Joseph Hastings
	James Molinari
	Chad Tracy
2001	Lee Delfino
	Warren Gaspar
	Cliff Godwin
	Jason Mandryk
	Clayton McCullough
	Chad Tracy (MVP)
	John Williamson
2002	Darryl Lawhorn
	Clayton McCullough
	Ben Sanderson
2003	Glenn Tucker
	Ben Sanderson
2004	Greg Bunn (MOP)
	Drew Costanzo
	Ryan Jones
	Mark Minicozzi
	Ryan Norwood
	John Poppert
2005	Ricky Brooks
	Mark Minicozzi
2007	Stephen Batts
	Corey Kemp
	Jamie Ray
2008	Justin Bristow
	Brandon Henderson
	Jamie Ray
2009	Kevin Brandt
	Brandon Henderson
	Kyle Roller
	Trent Whitehead (MOP)
	Ryan Wood
2011	Ben Fultz
	Chase McDonald
	John Wooten
2012	Timothy Younger
2015	Garrett Brooks
2016	Garrett Brooks
	Evan Kruczynski
	Eric Tyler
	Travis Watkins (MOP)



2021 AAC and Greenville Regional Champions

	Charlie Yorgen
2018	Connor Litton
	Bryant Packard
2019	Jake Agnos
	Alec Burleson
	Bryant Packard
	Jake Washer (MOP)
2021	Zach Agnos
	Matt Bridges (MOP)
	Lane Hoover
	Connor Norby
	Bryson Worrell
2022	Zach Agnos
	Jacob Jenkins-Cowart
	Carter Spivey
	Bryson Worrell (MOP)
2023	Jacob Starling

ABCA All-Region

1984	Winfred Johnson
1989	Calvin Brown
	Jake Jacobs
	Jonathan Jenkins
1990	Tommy Eason
	Jonathan Jenkins
	Tim Langdon
1993	Jamie Borel
	Lyle Hartgrove
	Lee Kushner
	Mike Sanburn
	Pat Watkins

1994	Johnny Beck
	Jamie Borel
	Rick Britton
	Brian Yerys
1997	Steve Salargo
1998	Brooks Jernigan
1999	Steve Salargo
	Travis Thompson
	John Williamson
2000	Cory Scott
2001	Cliff Godwin
	Joseph Hastings
	Sam Narron
	Chad Tracy
	Bryant Ward
2004	Greg Bunn
	Ryan Jones
	Trevor Lawhorn
2005	Brian Cavanaugh
	T.J. Hose
2006	Brody Taylor
2008	Seth Maness
2009	Stephen Batts
	Kyle Roller
	Ryan Wood
2018	Bryant Packard
2019	Jake Agnos
	Spencer Brickhouse
	Alec Burleson
2021	Seth Caddell
	Connor Norby

	Gavin Williams
2022	Zach Agnos
	Carter Spivey
	Bryson Worrell
2023	Trey Yesavage

ABCA HALL OF FAME

2021	Hal Baird
------	-----------

Bobby Bragan Collegiate Slugger Award

2021	Connor Norby
------	--------------

Cape Cod League

HALL OF FAME	
2016	Kyle Roller (Bourne Braves)

Coleman Company-Johnny Bench Award

2006	Jake Smith, C
------	---------------

Dick Howser Trophy

SEMIFINALIST	
2021	Connor Norby, 2B
	Gavin Williams, RHP

ABBREVIATION KEY

ABCA = American Baseball Coaches Association
 BA = Baseball America
 BW = Baseball Weekly

CB = Collegiate Baseball
 CBI = CollegeBaseballInsider.com
 D1 = D1Baseball

NCBWA = National Collegiate Baseball Writers Association
 Ping = Ping!Baseball
 Rivals = Rivals.com



National Honors

Golden Spikes award

SEMIFINALIST

2021 Connor Norby, 2B
Gavin Williams, RHP

Player-of-the-Year

NCBWA

2004 Ryan Jones (District IV)
2021 Connor Norby (District IV)

Team Excellence Award

2015-16 ABCA
2016-17 ABCA
2017-18 ABCA
2018-19 ABCA
2019-20 ABCA
2020-21 ABCA
2021-22 ABCA
2022-23 ABCA

National Player-of-the-Week

COLLEGIATE BASEBALL

02/15/99 Foye Minton, P
04/25/05 Ricky Brooks, P
03/22/10 Devin Harris, OF
04/05/10 Zach Woods, P
03/03/14 Jeff Hoffman, P
04/22/14 Jeff Hoffman, P
03/16/15 Luke Lowery, OF/DH
03/30/15 Joe Ingle, P
05/21/18 Bryant Packard, OF
03/11/19 Jake Kuchmaner, P
03/18/19 Jake Kuchmaner, P
04/22/19 Jake Agnos, P
02/22/21 Carson Whisenhunt, P
03/14/22 Garrett Saylor, P
05/09/22 C.J. Mayhue, P

NCBWA

05/25/04 Greg Bunn, P
04/24/05 Ricky Brooks, P
03/24/09 Kyle Roller, DH
04/22/14 Jeff Hoffman, P
03/12/19 Jake Kuchmaner, P
03/19/19 Jake Kuchmaner, P

PERFECT GAME

02/25/19 Alec Burleson, OF
03/11/19 Jake Kuchmaner, P
03/18/19 Jake Kuchmaner, P
04/22/19 Jake Agnos, P

National Pitcher-Of-The-Month

NCBWA

03/03/21 Carson Whisenhunt, P

National All-Star Team

COLLEGE BASEBALL FOUNDATION

03/12/07 T.J. Hose
03/19/07 Shane Mathews
03/19/07 Dale Mollenhauer
03/27/07 Harrison Eldridge
03/25/09 Kyle Roller
04/16/09 Seth Maness
04/30/09 Kevin Brandt
05/20/09 Ryan Wood
04/06/10 Zach Woods
04/13/10 Kyle Roller
03/07/11 Seth Maness
03/21/11 Kevin Brandt

NCBWA All-District IV Team

2002 Darryl Lawhorn
2004 Ryan Norwood (first-team)
Greg Bunn (second-team)

USA Baseball (Collegiate Team)

1992 Pat Watkins (INF)
2010 Malcolm Gray (SID)
2018 * Jake Agnos (LHP)
Cliff Godwin (Coach)
* Bryant Packard (OF/DH)
2019 * Alec Burleson (UTIL)
2021 * Carson Whisenhunt (LHP)
2022 * Zach Agnos (RHP/INF)
2023 * Trey Yesavage (RHP)
**made final roster*

Academic All-America

1987 Steve Sides third-team
1993 Lee Kushner second-team
1999 Cliff Godwin third-team
2001 Cliff Godwin second-team
Sam Narron second-team
2002 Sam Narron second-team
2017 Travis Watkins first-team
Charlie Yorgen third-team
2019 Jake Agnos first-team
Alec Burleson third-team
2020 Alec Burleson first-team
2021 Matt Bridges third-team

Freshman All-America

1998 John Williamson
CB/first-team
BA/second-team
1999 Chad Tracy CB/Hon. Mention
Lee Delfino BA/second-team
2000 Scott Greene CB/first-team
Davey Penny CB/Hon. Mention
2002 Greg Bunn CB/first-team
Darryl Lawhorn BA/first-team
2004 Shane Mathews CB/first-team
2007 Kyle Roller Ping/second-team
2008 Seth Maness CB/first-team
NCBWA/first-team
BA/first-team
Rivals/first-team
Ping/first-team
2009 Kevin Brandt CB/first-team
Ping/second-team
2013 David Lucroy CB/first-team
2015 Joe Ingle NCBWA/first-team
2016 Dwanya Williams-Sutton
BA/first-team
CB/first-team
D1/first-team
2017 Spencer Brickhouse
CB/first-team
BA/second-team
D1/second-team
2018 Alec Burleson CB/first-team
2020 C.J. Mayhue CB/first-team
2021 Zach Agnos CB/first-team
Josh Moylan CB/first-team
PG/second-team
BA/third-team
2022 Jacob Jenkins-Cowart
D1/Second Team

National Freshman of the Year

2002 Darryl Lawhorn CB
(co-winner)

ABBREVIATION KEY

ABCA = American Baseball Coaches Association
BA = Baseball America
BW = Baseball Weekly

CB = Collegiate Baseball
CBI = CollegeBaseballInsider.com
D1 = D1Baseball

NCBWA = National Collegiate Baseball Writers Association
Ping = Ping!Baseball
Rivals = Rivals.com



All-Americans

Year	Name	Team
1961	Lawrence "Cotton" Clayton	N/A
1961	Larry Crayton	N/A
1967	Richard Narron	ABCA/third-team
1985	Winfred Johnson	BA/third-team
1986	Winfred Johnson	ABCA/first-team CON/first-team
1989	Jonathan Jenkins	CON/third-team
1990	Tim Langdon	ABCA/second-team
1993	Pat Watkins	BA/first-team CB/second-team ABCA/third-team
1999	Steve Salargo	ABCA/second-team NCBWA/second-team BA/third-team
1999	Travis Thompson	ABCA/third-team
2000	Cory Scott	ABCA/first-team CB/first-team NCBWA/first-team BW/first-team BA/third-team
2001	Will Brinson	NCBWA/third-team
2001	Joseph Hastings	NCBWA/third-team
2001	Sam Narron	ABCA/first-team
2002	Darryl Lawhorn	BA/second-team NCBWA/third-team
2004	Greg Bunn	ABCA/second-team BA/second-team CBI/second-team NCBWA/second-team CB/third-team
2004	Ryan Jones	CBI/first-team NCBWA/first-team BA/second-team ABCA/second-team
2004	Trevor Lawhorn	CB/third-team
2004	Ryan Norwood	CB/third-team CBI/Honorable Mention

Year	Name	Team
2006	Jake Smith	CB/second-team NCBWA/second-team
2008	Corey Kemp	BA/second-team NCBWA/third-team
2008	Seth Maness	CB/third-team Ping/third-team
2009	Kyle Roller	ABCA/first-team Ping/first-team
2009	Ryan Wood	Ping/first-team NCBWA/second-team ABCA/third-team BA/third-team CB/third-team
2013	Drew Reynolds	CB/second-team
2014	Ryan Williams	CB/third-team
2015	Reid Love	BA/third-team
2016	Evan Kruczynski	D1/third-team PG/Honorable Mention
2017	Evan Kruczynski	SCA/first-team
2017	Travis Watkins	NCBWA/third-team
2018	Chris Holba	NCBWA/third-team
2018	Bryant Packard	ABCA/first-team BA/ first-team CSM/ first-team NCBWA/ first-team PG/ first-team CB/second-team D1/second-team
2019	Jake Agnos	CB/first-team NCBWA/first-team ABCA/second-team BA/second-team D1/second-team PG/third-team
2019	Spencer Brickhouse	CBF/second-team
2019	Alec Burleson	ABCA/first-team CB/first-team D1/first-team NCBWA/first-team PG/first-team

Year	Name	Team
2020	Alec Burleson	CB/first-team
2021	Connor Norby	ABCA/first-team BA/first-team D1/first-team CB/second-team CBF/second-team NCBWA/second-team PG/second-team
2021	Gavin Williams	ABCA/first-team BA/first-team CB/first-team D1/first-team NCBWA/ first-team PG/first-team CBF/second-team
2022	Zach Agnos	BA/Second Team D1/Second Team
2022	Carter Spivey	NCBWA/Second Team CBF/Second Team CB/Third Team
2023	Trey Yesavage	BA/Second Team D1/Second Team NCBWA/Second Team PG/Second Team

ABBREVIATION KEY

ABCA	American Baseball Coaches Association
BA	Baseball America
BW	Baseball Weekly
CB	Collegiate Baseball
CBI	CollegeBaseballInsider.com
CBF	College Baseball Foundation
CON	Converse
CSM	College Sports Madness
D1	D1Baseball
NCBWA	National Collegiate Baseball Writers Association
PG	Perfect Game
Ping	Ping!Baseball
SCA	Senior CLASS Award



Major League Debuts

Name	Hometown	Years at ECU	MLB Debut	Major League Team
William D. Holland	Fuquay-Varina, N.C.	1936-39	Sept. 17, 1939	Washington Senators
Veston G. (Bunky) Stewart	Jasper, N.C.	1950	May 4, 1952	Washington Senators
Marion L. (Tim) Talton	Pikeville, N.C.	1958	July 8, 1966	K.C. Athletics
Floyd E. Wicker	Burlington, N.C.	1960-61	June 23, 1968	St. Louis Cardinals
Vincent N. Colbert	Washington, D.C.	1967-68	May 19, 1970	Cleveland Indians
Thomas H. Toms	Charlottesville, Va.	1971-73	May 4, 1975	San Francisco Giants
Wallace M. (Butch) Davis	Williamston, N.C.	1978-80	Aug. 23, 1983	K.C. Royals
Robert C. Patterson	Jacksonville, Fla.	1979-82	Sept. 2, 1985	San Diego Padres
Robert B. Davidson	Bad Kurznach, Ger.	1982-84	July 15, 1989	N.Y. Yankees
Michael W. Christopher	Petersburg, Va.	1984-85	Sept. 10, 1991	Los Angeles Dodgers
William P. (Pat) Watkins	Raleigh, N.C.	1991-93	Sept. 9, 1997	Cincinnati Reds
Brent A. Billingsley	Downey, Calif.	1994	May 20, 1999	Florida Marlins
Chad A. Tracy	Charlotte, N.C.	1999-01	Apr. 21, 2004	Arizona Diamondbacks
Sam F. Narron	Goldsboro, N.C.	2000-02	July 30, 2004	Milwaukee Brewers
Seth Maness	Pinehurst, N.C.	2008-11	May 3, 2013	St. Louis Cardinals
Chris Heston	Palm Bay, Calif.	2009	Sept. 13, 2014	San Francisco Giants
Mike Wright	Laurinburg, N.C.	2009-11	May 17, 2015	Baltimore Orioles
Shawn Armstrong	New Bern, N.C.	2010-11	Aug. 8, 2015	Cleveland Indians
Jeff Hoffman	Latham, N.Y.	2012-14	Aug. 20, 2016	Colorado Rockies
Jharel Cotton	St. Thomas, V.I.	2012	Sept. 7, 2016	Oakland Athletics
Jack Reinheimer	Charlotte, N.C.	2011-13	Aug. 1, 2017	Arizona Diamondbacks
Alec Burleson	Denver, N.C.	2018-20	Sept. 9, 2022	St. Louis Cardinals
Gavin Williams	Fayetteville, N.C.	2018-21	June 21, 2023	Cleveland Guardians

Bold = currently on Major League rosters prior to start of Spring Training (2024)



Pirates In The Pros

ECU's rich baseball tradition has been marked by the success of having more than 100 former players signed to professional contracts. Players/coaches listed in bold were on active rosters prior to the start of Spring Training (2024) for their respective organizations (major or minor league).

Name	Team
Jake Agnos	New York Yankees
Zach Agnos	Colorado Rockies
Mike Aldridge	Kansas City Royals
Shawn Armstrong	Tampa Bay Rays
Hal Baird	Kansas City Royals
Erik Bakich	Independent
Ben Baker	San Francisco Giants
Carlton Barnes	Cincinnati Reds
Stephen Batts	Philadelphia Phillies
Johnny Beck	Philadelphia Phillies
Trey Benton	Cleveland Indians
Billy Best	Kansas City Royals
Matt Bishop	Pittsburgh Pirates
Richie Blackwell	Pittsburgh Pirates
Tyler Bolton	Arizona Diamondbacks
Jamie SpeBorel	Detroit Tigers
Kevin Brandt	Tampa Bay Rays
Spencer Brickhouse	Arizona Diamondbacks
Justin Bristow	Chicago Cubs
Wayne Britton	Cincinnati Reds
Ricky Brooks	New York Mets
Tyler Bradt	St. Louis Cardinals
Turner Brown	Colorado Rockies
Greg Bunn	Washington Nationals
Alec Bursleson	St. Louis Cardinals
Seth Caddell	Cleveland Guardians
Brian Cavanaugh	San Diego Padres
Mike Christopher	Detroit Tigers
Cotton Clayton	Baltimore Orioles
Wally Cockrell	Washington Senators
Vince Colbert	Cleveland Indians
Jason Colquitt	Detroit Tigers
Pete Conaty	Unattached
P.J. Connelly	Los Angeles Angels
Dick Corrada	Kansas City Royals
Drew Costanzo	St. Louis Cardinals
Jharel Cotton	San Francisco Giants
Larry Crayton	St. Louis Cardinals
Butch Davis	Texas Rangers (Player)
Butch Davis	Minnesota Twins (Coach)
Parker Davis	Boston Red Sox
Lee Delfino	Toronto Blue Jays
Tommy Eason	San Francisco Giants
Lamont Edwards	Philadelphia Phillies
Johnny Eller	San Francisco Giants
Brian Fields	San Francisco Giants
Fran Fitzgerald	Baltimore Orioles
Tim Flaherty	Texas Rangers
Thomas Francisco	St. Louis Cardinals
John Gast	Cincinnati Reds
Eddie Gates	Unattached
Landon Ginn	Chicago Cubs
Steve Godin	Baltimore Orioles
Josh Grosz	New York Yankees
John Hallow	San Diego Padres
Dustin Harrington	Chicago Cubs

Name	Team
Devin Harris	Arizona Diamondbacks
Lyle Hartgrove	Boston Red Sox
Joseph Hastings	San Diego Padres
Chris Heston	San Francisco Giants
Steve Herring	Philadelphia Phillies
Jeff Hoffman	Philadelphia Phillies
Chris Holba	St. Louis Cardinals
T.J. Hose	Boston Red Sox
Zach Houchins	San Francisco Giants
Jason Howard	Cincinnati Reds
Mike Jacobs	Atlanta Braves
Jake Jacobs	Kansas City Royals
Jonathan Jenkins	Chicago White Sox
Charles Johnson	Milwaukee Brewers
Ryan Jones	Oakland Athletics
Corey Kemp	Milwaukee Brewers
Evan Kruczynski	St. Louis Cardinals
Tom Kidd	Pittsburgh Pirates
Tim Langdon	Cleveland Indians
Darryl Lawhorn	Washington Nationals
Trevor Lawhorn	Washington Nationals
Connor Litton	Philadelphia Phillies
Jack Long	San Francisco Giants
Reid Love	Baltimore Orioles
Luke Lowery	Arizona Diamondbacks
David Lucroy	Milwaukee Brewers
Seth Maness	Texas Rangers
Jim Martin	Cincinnati Reds
Ryan Massimo	Atlanta Braves
Shane Mathews	Baltimore Orioles
Kieran Mattison	Cleveland Indians (Player)
Kieran Mattison	Pittsburgh Pirates (Coach)
C.J. Mayhue	Los Angeles Angels
Clayton McCullough	Cleveland Indians (Player)
Clayton McCullough	L.A. Dodgers (Coach)
Chase McDonald	Houston Astros
Jay McGraw	Houston Astros
Travis Meyer	Los Angeles Dodgers
Brad Mincey	Miami Marlins
Mark Minicozzi	Washington Nationals
Dale Mollenhauer	Baltimore Orioles
Josh Moylan	New York Yankees
Jerry Narron	Los Angeles Angels (Coach)
Johnny Narron	New York Yankees (Player)
Johnny Narron	Cleveland Guardians (Coach)
Richard Narron	New York Mets
Sam Narron	Washington Nationals (Coach)
Jason Neitz	San Francisco Giants
Connor Norby	Baltimore Orioles
Ryan Norwood	Chicago Cubs
Don Oxidine	Kansas City Royals
Bryant Packard	Detroit Tigers
Bob Patterson	Chicago Cubs
Davey Penny	Boston Red Sox
John Poppert	Washington Nationals
Tom Pruitt	San Francisco Giants

Name	Team
Johnny Rawls	Baltimore Orioles
Jimmy Raynor	Los Angeles Dodgers
Dean Reavis	Pittsburgh Pirates
Jack Reinheimer	Minnesota Twins
Billy Richardson	San Diego Padres
Randy Rigsby	Florida Marlins
Kevin Riggs	Cleveland Indians
David Ritchie	Kansas City Royals
Kenny Robinette	Cleveland Indians
Fred Rodriguez	Chicago Cubs
Kyle Roller	Tampa Bay Rays
Josh Ruhlman	Kansas City Royals
Steve Salargo	Baltimore Orioles
Dustin Sasser	Chicago Cubs
Nick Schnabel	Montreal Expos
Cory Scott	Independent
Seth Simmons	San Diego Padres
Jake Smith	Oakland Athletics
Nick Smothers	San Francisco Giants
Jim Snyder	Kansas City Royals
Mike Sorrell	Kansas City Royals
Carter Spivey	Cleveland Guardians
Raymie Staggs	Montreal Expos
Bobby Supel	Atlanta Braves
Marion Talton	San Francisco Giants
Corey Thompson	Chicago White Sox
Travis Thompson	Texas Rangers
Tommy Toms	San Francisco Giants
Chad Tracy	Los Angeles Angels
Gerry Tryon	San Francisco Giants
Glenn Tucker	Atlanta Braves
Gene Turner	Cleveland Indians
Evan Voliva	New York Yankees
Larry Walters	Chicago White Sox
Jake Washer	Chicago Cubs
Pat Watkins	Kansas City Royals
Chris West	San Diego Padres
Lacy West	San Francisco Giants
Carson Whisenhunt	San Francisco Giants
Mike Whitten	Florida Marlins
Floyd Wicker	St. Louis Cardinals
Billy Wilder	Kansas City Royals
Gavin Williams	Cleveland Guardians
George Williams	San Francisco Giants
Ryan Williams	Chicago Cubs
Dwanya Williams-Sutton	San Diego Padres
John Williamson	Seattle Mariners
Adam Witter	San Francisco Giants
Ryan Wood	Kansas City Royals
Bryson Worrell	Atlanta Braves
John Wooten	Washington Nationals
Sonny Wooten	Kansas City Royals
Mike Wright	Chicago White Sox
Zach Wright	Washington Nationals



Pirates In The Draft

Below is a list of ECU players that have been selected in the Major League Baseball Amateur Draft throughout the years.

Name	Year	Round	Pick	Team
Jeff Hoffman	2014	1	9	Toronto Blue Jays
Gavin Williams	2021	1	23	Cleveland Guardians
Pat Watkins	1993	1	32	Cincinnati Reds
James Snyder	1968	2	38	Pittsburgh Pirates
Connor Norby	2021	2	41	Baltimore Orioles
Carson Whisenhunt	2022	2	66	San Francisco Giants
Alec Burleson	2020	2	70	St. Louis Cardinals
Richard "Rooster" Narron	1967	5	88	Washington Senators (II)
Mike Wright	2011	3	94	Baltimore Orioles
Ricky Brooks	2005	3	95	Chicago White Sox
Tommy Toms	1973	6	126	San Francisco Giants
Ronald Staggs	1975	6	130	Montreal Expos
Jake Agnos	2019	4	135	New York Yankees
Dwanya Williams-Sutton	2018	5	141	San Diego Padres
Bryant Packard	2019	5	142	Detroit Tigers
Greg Bunn	2004	5	144	Montreal Expos
Jack Reinheimer	2013	5	147	Seattle Mariners
Justin Bristow	2008	5	161	Chicago Cubs
Tommy Eason	1991	6	161	Philadelphia Phillies
Richard "Rooster" Narron	1966	9	171	Atlanta Braves
Lee Delfino	2001	6	181	Toronto Blue Jays
Mike Christopher	1985	7	181	New York Yankees
Richard "Rooster" Narron	1967	12	187	New York Mets
Zach Wright	2011	6	211	Philadelphia Phillies
Spencer Brickhouse	2019	7	212	Arizona Diamondbacks
Chad Tracy	2001	7	218	Arizona Diamondbacks
Vince Colbert	1968	11	234	Cleveland Indians
Devin Harris	2009	8	236	Baltimore Orioles
Shane Mathews	2007	8	249	San Francisco Giants
Trevor Lawhorn	2004	9	258	Cincinnati Reds
Kyle Roller	2010	8	265	New York Yankees
Bobby Supel	1977	11	265	Detroit Tigers
Evan Kruczynski	2017	9	274	St. Louis Cardinals
Ryan Norwood	2004	9	276	Chicago Cubs
James Raynor	1966	14	279	Los Angeles Dodgers
Ryan Williams	2014	10	289	Chicago Cubs
Bobby Supel	1978	12	287	Atlanta Braves
Zach Agnos	2022	10	296	Colorado Rockies
Butch Davis	1980	12	301	Kansas City Royals
Reid Love	2015	10	313	Baltimore Orioles
Kelly Robinette	1983	13	325	Cleveland Indians
Darryl Lawhorn	2004	11	326	Arizona Diamondbacks
Ryan Wood	2009	11	332	Kansas City Royals
Chris Holba	2018	11	333	St. Louis Cardinals
Mike Aldridge	1971	14	333	New York Mets
Glenn Tucker	2003	11	337	Atlanta Braves
Josh Grosz	2023	11	342	New York Yankees
Chase McDonald	2013	13	347	Houston Astros
Seth Maness	2011	11	350	St. Louis Cardinals
Chris Heston	2009	12	357	San Francisco Giants
Mike Jacobs	1994	14	383	Boston Red Sox
Zach Wright	2012	12	387	Los Angeles Angels
Zach Houchins	2014	13	389	Los Angeles Angels
John Rawls	1965	22	393	Baltimore Orioles
Raymie Styons	1980	16	394	San Diego Padres
Bill Wilder	1982	16	402	Kansas City Royals
Luke Lowery	2015	14	406	Arizona Diamondbacks
Corey Kemp	2008	14	428	Milwaukee Brewers
Billy Richardson	2005	14	428	San Diego Padres
Sam Narron	2002	15	442	Texas Rangers
Trey Benton	2019	15	460	Cleveland Indians
Richie Blackwell	1994	17	466	Pittsburgh Pirates
Steve Godin	1990	17	472	Baltimore Orioles

Name	Year	Round	Pick	Team
Tyler Bradt	2023	16	485	St. Louis Cardinals
Matt Bishop	2004	17	502	Pittsburgh Pirates
John Poppert	2004	17	504	Montreal Expos
Mark Minicozzi	2005	17	522	San Francisco Giants
Bob Patterson	1982	21	524	San Diego Padres
Jonathan Jenkins	1990	20	536	Chicago White Sox
Dale Mollenhauer	2007	17	539	Chicago White Sox
David Ritchie	1989	21	543	Kansas City Royals
Shawn Armstrong	2011	18	548	Cleveland Indians
John Williamson	2001	18	549	Seattle Mariners
Evan Voliva	2019	18	555	New York Yankees
Thomas Francisco	2021	19	571	St. Louis Cardinals
Kevin Brandt	2012	18	572	Tampa Bay Rays
Connor Litton	2018	20	587	Philadelphia Phillies
Stephen Batts	2009	19	587	Philadelphia Phillies
Turner Brown	2019	19	579	Colorado Rockies
David Lucroy	2015	20	601	Milwaukee Brewers
Steve Salargo	1999	20	607	Baltimore Orioles
Bob Davidson	1984	24	615	New York Yankees
Carlton Barnes	1965	29	621	Cincinnati Reds
Jharel Cotton	2012	20	626	Los Angeles Dodgers
Dustin Sasser	2007	21	637	Chicago Cubs
Jake Smith	2006	21	638	Oakland Athletics
Brian Cavanaugh	2005	21	638	San Diego Padres
Clayton McCullough	2002	22	664	Cleveland Indians
John Gast	1991	25	665	Cincinnati Reds
Ryan Jones	2004	22	667	Oakland Athletics
Travis Meyer	1995	24	667	Los Angeles Dodgers
Billy Best	1980	27	672	Kansas City Royals
Fred Rodriguez	1966	37	691	Chicago Cubs
Mickey Britt	1980	30	714	San Diego Padres
Joseph Hastings	2001	24	720	San Diego Padres
Kevin Riggs	1990	28	747	Cincinnati Reds
Wayne Britton	1965	56	756	Baltimore Orioles
Shane Mathews	2006	26	776	San Francisco Giants
Jason Colquitt	1998	27	807	Detroit Tigers
Jamie Borel	1994	29	809	Detroit Tigers
Jim Snyder	1967	45	809	Baltimore Orioles
Chris West	1993	29	814	San Diego Padres
Davey Penny	2003	28	834	Boston Red Sox
Brad Mincey	2011	28	853	Miami Marlins
Jake Washer	2019	29	882	Chicago Cubs
Tim Flaherty	1997	30	898	San Francisco Giants
John Gast	1990	34	903	Cincinnati Reds
Brian Fields	1997	30	907	Milwaukee Brewers
Nick Schnabel	2000	31	915	Montreal Expos
Corey Thompson	2012	31	951	Chicago White Sox
Randy Rigsby	1998	32	970	Florida Marlins
Tyler Bolton	2014	33	990	Arizona Diamondbacks
Jason Howard	1999	33	998	Cincinnati Reds
Dustin Harrington	2010	34	1030	Chicago Cubs
Tim Langdon	1990	39	1031	Cleveland Indians
Tyler Joyner	2012	35	1063	Kansas City Royals
T.J. Hose	2008	36	1098	Arizona Diamondbacks
Jason Neitz	2007	37	1117	San Francisco Giants
John Wooten	2012	37	1129	Oakland Athletics
Johnny Beck	1994	43	1198	Philadelphia Phillies
Seth Simmons	2011	40	1204	Arizona Diamondbacks
Seth Maness	2010	41	1247	Florida Marlins
Ryan Wood	2008	42	1268	Milwaukee Brewers
Kyle Roller	2009	47	1413	Oakland Athletics
Devin Harris	2010	48	1458	San Francisco Giants



Perfect Games

Jake Kuchmaner – ECU 3, Maryland 0

March 17, 2019 – Bob "Turtle" Smith Stadium (College Park, Md.)

East Carolina	0	0	0	0	0	2	0	0	1	-	3	8	0
Maryland	0	0	0	0	0	0	0	0	0	-	0	0	0
	IP	H	R	ER	BB	SO							
Kuchmaner	9	0	0	0	0	8							

No-Hitters

Larry Crayton – ECU 6, Appalachian State 0

April 18, 1961 – University Field (Greenville, N.C.)

Appalachian State	0	0	0	0	0	0	0	-	0	0	4
East Carolina	4	0	0	0	2	0	x	-	6	3	2

	IP	H	R	ER	BB	SO				
Crayton	7	0	0	0	4	12				

Jake Jacobs – ECU 6, Atlantic Christian 0

April 23, 1989 – Harrington Field (Greenville, N.C.)

Atlantic Christian	0	0	0	0	0	0	0	-	0	0	2
East Carolina	0	1	2	2	1	0	x	-	6	6	2

	IP	H	R	ER	BB	SO				
Jacobs	7	0	0	0	0	8				

Dennis Burke – ECU 6, VMI 0

April 15, 1967 – University Field (Greenville, N.C.)

**VMI	0	0	0	0	0	0	0	-	0	-	-
**East Carolina	0	0	0	0	0	0	x	-	6	-	-

	IP	H	R	ER	BB	SO				
Burke	-	0	0	0	-	-				

** - Line scores not available

Jake Jacobs – ECU 2, Mount Olive 0

April 28, 1989 – Harrington Field (Greenville, N.C.)

Mount Olive	0	0	0	0	0	0	0	-	0	0	2
East Carolina	0	0	0	1	1	0	x	-	2	5	1

	IP	H	R	ER	BB	SO				
Jacobs	7	0	0	0	5	6				

Mickey Britt – ECU 8, Atlantic Christian 0

April 29, 1978 – Fleming Stadium (Wilson, N.C.)

**East Carolina	0	0	0	0	0	0	0	0	-	8	9	0
Atlantic Christian	0	0	0	0	0	0	0	0	-	0	0	0

	IP	H	R	ER	BB	SO				
Britt	9	0	0	0	3	9				

** - ECU line score not available

Foye Minton – ECU 8, NC State 0

Feb. 14, 1999 – Riley Park (Charleston, S.C.)

NC State	0	0	0	0	0	0	0	0	-	0	0	1	
East Carolina	1	4	1	0	0	2	0	0	x	-	8	8	2

	IP	H	R	ER	BB	SO				
Minton	9	0	0	0	1	7				

Foye Minton/ Davey Penny – ECU 5, Duke 0

Feb. 7, 2000 – Harrington Field (Greenville, N.C.)

Duke	0	0	0	0	0	0	0	0	-	0	0	1	
East Carolina	4	0	0	0	0	0	1	0	x	-	5	8	2

	IP	H	R	ER	BB	SO				
Minton	7	0	0	0	1	5				
Penny	2	0	0	0	1	3				

Charlie Smith – ECU 5, Atlantic Christian 0

April 28, 1982 – Harrington Field (Greenville, N.C.)

Atlantic Christian	0	0	0	0	0	0	0	-	0	0	0
East Carolina	0	0	0	0	0	5	x	-	5	8	1

	IP	H	R	ER	BB	SO				
Smith	7	0	0	0	3	3				

Brian Beckman – ECU 14, St. Bonaventure 0

April 18, 1987 – Harrington Field (Greenville, N.C.)

St. Bonaventure	0	0	0	0	0	0	0	-	0	0	4
East Carolina	3	0	0	4	1	6	x	-	14	9	2

	IP	H	R	ER	BB	SO				
Beckman	7	0	0	0	0	6				

Ricky Brooks – ECU 3, Memphis 0

April 24, 2005 – Clark-LeClair Stadium (Greenville, N.C.)

Memphis	0	0	0	0	0	0	0	0	-	0	0	2	
East Carolina	1	0	0	0	0	2	0	0	x	-	3	7	0

	IP	H	R	ER	BB	SO				
Brooks	9	0	0	0	0	14				

Cycles

May 8, 1995	Brian Yerys vs. Duke (Kinston, N.C.)
May 28, 1999	John Williamson vs. Southern (Baton Rouge, La.)
May 13, 2005	Billy Richardson vs. Navy
May 12, 2009	Ryan Wood at UNCW
April 30, 2010	Corey Thompson vs. Marshall



10+ Strikeouts In A Game

20
Hal Baird (Jr.) vs. George Washington (05/08/70)

19
Larry Crayton(Jr.) vs. Grambling (06/08/61)

18
Bill Wilder (Jr.) vs. Davis & Elkins (04/21/81)

17
Ayden Butler (So.) vs. St. Augustine (03/05/92)

16
Dennis Burke (So.) vs. Furman (04/30/66)
Hal Baird (Jr.) vs. VMI (04/19/70)
Jeff Hoffman (Jr.) vs. Middle Tennessee (04/17/14)

15
Earl Boykin (Jr.) vs. Omaha (06/09/61)
Richie Blackwell (Jr.) vs. Howard (02/26/94)
Zach Woods (Jr.) vs. Elon (03/30/10)

14
Pete Conaty (Sr.) vs. NC State (03/19/77)
Bob Patterson (Jr.) vs. Atlantic Christian (04/22/81)
Ricky Brooks (So.) vs. Memphis (04/24/05)
Jeff Hoffman (Jr.) vs. Western Kentucky (02/28/14)
Jake Agnos (Jr.) vs. Connecticut (04/18/19)

13
Hal Baird (Sr.) vs. NC State (03/07/71)
Bill Wilder (Jr.) vs. Baptist (04/17/81)
Jonathan Jenkins (Sr.) vs. George Mason (04/20/90)
Brett Billingsley (RFr.) vs. Marist (03/11/95)
Patrick Dunham (Sr.) vs. Kentucky (02/24/96)
Davey Penny (Sr.) vs. Memphis (04/12/03)
Evan Kruczynski (Jr.) vs. Tulane (04/08/16)
Gavin Williams (Jr.) vs. Cincinnati (04/02/21)
Gavin Williams (Jr.) at Vanderbilt (06/11/21)
Trey Yesavage at Houston (03/31/23)

12
Hal Baird (Sr.) at VMI (04/04/71)
Hal Baird (Sr.) at Richmond (05/01/71)
Pete Conaty (Sr.) at Davidson (04/09/77)
Bill Wilder (Jr.) vs. NC State (03/07/81)
Bob Davidson (So.) vs. UNCW (04/01/83)
Daniel Boone (Sr.) vs. VCU (03/14/87)
Jeremy Shumacher (So.) at Winthrop (03/24/98)
Sam Narron (So.) vs. George Mason (04/27/01)

Kevin Brandt (Jr.) vs. Rutgers (03/20/11)
Jharel Cotton (Jr.) vs. Tulane (04/29/12)
David Lucroy (RFr.) vs. Monmouth (03/10/13)

16
11Tommy Toms (Jr.) vs. Richmond (04/02/73)
Bob Patterson (So.) vs. Southern Vermont (04/05/80)
Mike Williams (Fr.) vs. Charlotte (04/25/80)
Mike Christopher (So.) at NC State (04/09/85)
Jonathan Jenkins (Jr.) vs. VCU (04/22/89)
Jonathan Jenkins (Jr.) vs. Norfolk State (05/05/89)
Richie Blackwell (Fr.) at Campbell (03/12/92)
Tom Moye (Sr.) vs. Campbell (05/05/92)
Richie Blackwell (Jr.) vs. Yale (03/14/94)

Brooks Jernigan (So.) vs. Old Dominion (04/06/97)
Brooks Jernigan (Jr.) at College of Charleston (04/26/98)
Davey Penny (So.) vs. Richmond (04/15/01)
Davey Penny (Jr.) at UAB (03/30/02)
Brody Taylor (Jr.) vs. Charleston Southern (03/12/04)
Greg Bunn (Jr.) at Memphis (03/27/04)
Greg Bunn (Jr.) vs. UNCW (06/07/04)
Chris Heston (Jr.) vs. Louisiana (05/01/09)
Zach Woods (Jr.) vs. Old Dominion (02/23/10)
Seth Maness (Jr.) at Pepperdine (03/13/10)
Kevin Brandt (So.) at Memphis (04/11/10)
Jharel Cotton (Jr.) at UCF (03/25/12)
David Lucroy (Fr.) at Marshall (05/11/13)
David Lucroy (So.) at Florida Atlantic (04/27/14)
Jake Agnos (Fr.) vs. Western Carolina (03/03/17)
Trey Benton (So.) vs. North Carolina (02/23/18)
Jake Agnos (Jr.) vs. Monmouth-2 (02/23/19)
Jake Agnos (Jr.) at South Florida (03/29/19)
***Carson Whisenhunt (Fr.)** at Georgia Southern (02/28/21)
Gavin Williams (Jr.) at Elon (03/26/21)
Gavin Williams (Jr.) at South Florida-1 (05/20/21)
Trey Yesavage vs. Indiana (03/03/23)
Josh Grosz vs. Liberty (03/11/23)
Trey Yesavage vs. Missouri State (03/17/23)
Trey Yesavage vs. George Mason (03/24/23)

10
Hal Baird (Jr.) at UNCW (04/05/70)
Bill Lucas (Jr.) vs. UNCW (04/15/78)
Parker Davis (Jr.) vs. South Carolina (05/05/79)
Mickey Britt (Jr.) vs. South Carolina (05/06/79)
Bob Patterson (So.) vs. N.C. Wesleyan (04/23/80)
Bill Wilder (Jr.) vs. Yale (03/21/81)
Bob Patterson (Jr.) vs. Princeton (03/24/81)
Bill Wilder (Jr.) at Atlantic Christian (03/31/81)

Bill Wilder (Jr.) vs. North Carolina (04/07/81)
Bill Wilder (Sr.) at North Carolina (04/12/82)
Mike Christopher (So.) vs. VCU (03/07/85)
Jimbo Peterson (Jr.) vs. William & Mary (03/08/86)
Gary Smith (Jr.) vs. Fairfield (03/11/87)
Jake Jacobs (So.) vs. UMass-Dartmouth (03/13/87)
Scott Stevens (Fr.) vs. VCU (03/11/88)
Tim Langdon (Sr.) vs. Norfolk State (05/06/90)
Johnny Beck (Fr.) vs. North Carolina (02/27/91)
Johnny Beck (Fr.) vs. Maryland (03/26/91)
Johnny Beck (So.) vs. Howard (02/29/92)
Johnny Beck (So.) vs. UNC Greensboro (04/01/92)
Richie Blackwell (So.) vs. Campbell (03/31/93)
Johnny Beck (Sr.) vs. Virginia State (02/16/94)
Richie Blackwell (Jr.) vs. Temple (03/09/94)
Mike Sanburn (Sr.) vs. Old Dominion (03/26/94)
Mike Sanburn (Sr.) vs. North Carolina (04/13/94)
Richie Blackwell (Jr.) vs. Campbell (05/04/94)
Jason Mills (Sr.) vs. Coppin State (02/11/95)
Patrick Dunham (So.) vs. George Mason (05/14/96)
John Payne (Jr.) vs. Radford (02/16/97)
Brooks Jernigan (So.) vs. Virginia (03/01/97)
Brooks Jernigan (Jr.) at Richmond (03/28/98)
***Brooks Jernigan (Jr.)** vs. Old Dominion (04/04/98)
***Brooks Jernigan (Jr.)** at George Mason (04/11/98)
Foye Minton (So.) vs. UNC Greensboro (03/23/99)
Jeremy Schumacher (Sr.) vs. Radford (02/26/00)
Greg Bunn (So.) at Elon (03/05/03)
Greg Bunn (Jr.) vs. Charleston Southern (03/13/04)
Seth Maness (Fr.) vs. Pittsburgh (03/08/08)
Chris Heston (Jr.) at UAB (04/03/09)
Kevin Brandt (Fr.) vs. North Carolina (04/22/09)
Davis Kirkpatrick (Fr.) vs. High Point (05/13/14)
Evan Kruczynski (So.) vs. UCF (04/24/15)
Trey Benton (Fr.) vs. La Salle (02/26/17)
Trey Benton (Fr.) vs. Towson (03/25/17)
Jake Agnos (Fr.) vs. Tulane (04/30/17)
Alec Burlison (So.) vs. Monmouth-1 (02/23/19)
Jake Agnos (Jr.) vs. Marist (03/08/19)
Jake Agnos (Jr.) vs. Memphis (05/16/19)
***Carson Whisenhunt (So.)** vs. Rhode Island (02/21/21)
Jake Kuchmaner (Jr.) vs. Charlotte (03/12/21)
Gavin Williams (Jr.) vs. UCF-1 (04/23/21)
Gavin Williams (Jr.) vs. Memphis (05/28/21)
Josh Grosz (Jr.) vs. Georgetown (03/05/23)
Trey Yesavage vs. Cincinnati (04/14/23)

Note: * indicates consecutive starts



ECU Complete Game Shutouts

04/18/61	Larry Crayton vs. Appalachian State (6-0/No-Hitter)	04/19/83	Winfred Johnson at UNCW (6-0)
06/04/63	Pete Barnes vs. Cal Western (7-0)	03/01/84	Winfred Johnson vs. Atlantic Christian (1-0)
04/15/67	Dennis Burke vs. VMI (6-0/No-Hitter)	05/11/84	Jimbo Peterson vs. La Salle (Harrisonburg, Va./5-0)
03/19/69	Wayne King vs. Ithaca (3-0)	04/17/85	Daniel Boone vs. William & Mary (5-0)
03/29/69	Ron Hastings vs. Dartmouth (13-0)	03/01/86	Winfred Johnson vs. Barton (2-0)
04/02/69	Willie Robinson vs. Cornell (5-0)	03/08/86	Jimbo Peterson vs. William & Mary (2-0)
04/12/69	Ron Hastings vs. Davidson (6-0)	03/18/86	Jake Jacobs vs. Pittsburgh-Bradford (12-0/7 IP)
04/19/69	Ron Hastings vs. Davidson (3-0)	03/18/86	Craig Van Deventer vs. Pittsburgh-Bradford (9-0/7 IP)
05/03/69	Ron Hastings vs. The Citadel (5-0)	03/26/86	Craig Van Deventer vs. Ohio (5-0)
03/27/70	Ron Hastings vs. Dartmouth (1-0)	04/16/86	Jimbo Peterson at William & Mary (2-0)
04/14/70	Hal Baird vs. The Citadel (1-0/7 IP)	03/13/87	Jake Jacobs vs. UMass-Dartmouth (6-0)
04/19/70	Hal Baird vs. VMI (7-0)	04/18/87	Brian Berckman vs. St. Bonaventure (14-0/7 IP/No-Hitter)
04/26/70	Ron Hastings at George Washington (2-0)	03/06/88	Brian Berckman vs. Fairfield (13-0/7 IP)
04/29/70	Sonny Robinson vs. Furman (6-0)	03/14/88	Jake Jacobs vs. Connecticut (5-0)
05/08/70	Ron Hastings vs. George Washington (7-0)	04/02/88	Jake Jacobs vs. William & Mary (5-0/7 IP)
03/17/71	Ron Hastings vs. Ithaca (3-0)	04/16/89	Jonathan Jenkins vs. UNCW (9-0/7 IP)
03/17/73	Tommy Toms vs. Furman (4-0/7 IP)	04/23/89	Jake Jacobs vs. Atlantic Christian (6-0/7 IP/No-Hitter)
03/17/73	Bill Godwin vs. Furman (3-0/7 IP)	04/28/89	Jake Jacobs vs. Mt. Olive (2-0/7 IP/No-Hitter)
03/18/73	Bill Godwin vs. Virginia (3-0)	04/14/90	Jonathan Jenkins vs. James Madison (6-0/7 IP)
03/19/73	Tommy Toms vs. Duke (6-0)	03/28/92	Johnny Beck vs. UNCW (1-0/7 IP)
03/22/73	Russ Smith vs. Dartmouth (6-0)	02/20/93	Lyle Hartgrove vs. UNC Greensboro (3-0)
04/14/73	Tommy Toms at Davidson (12-0/7 IP)	02/27/93	Lyle Hartgrove vs. Howard (14-0/5 IP)
03/24/74	Bill Godwin vs. Shippenburg (6-0/7 IP)	02/28/93	WW Mike Sanburn vs. Howard (4-0/7 IP)
03/30/74	Wayne Bland vs. Davidson (12-0/7 IP)	02/28/93	Howard Whitfield vs. Howard (9-0/7 IP)
04/01/74	Dave LaRussa vs. Richmond (6-0)	03/08/93	Richie Blackwell vs. St. Augustine (11-0/7 IP)
04/06/74	Dave LaRussa vs. Appalachian State (2-0/7 IP)	03/14/93	Mike Sanburn vs. UNC Greensboro (1-0)
03/17/75	Steve Herring vs. Furman (2-0/7 IP)	03/18/93	Howard Whitfield vs. Marist (2-0/7 IP)
04/16/76	Mickey Britt at Appalachian State (2-0/7 IP)	05/20/93	Mike Sanburn vs. Liberty (6-0)
03/26/77	Larry Daughtridge vs. VMI (3-0/7 IP)	05/04/94	Richie Blackwell vs. Campbell (1-0)
03/26/77	Mickey Britt vs. VMI (8-0/7 IP)	03/23/96	Patrick Dunham vs. William & Mary (3-0)
03/31/77	Larry Daughtridge vs. Richmond (6-0/7 IP)	03/23/96	Bryan Smith vs. William & Mary (8-0/7 IP)
03/31/77	Terry Durham vs. Richmond (5-0/7 IP)	05/14/96	Patrick Dunham vs. George Mason (Kinston, N.C./1-0)
04/09/77	Pete Conaty at Davidson (1-0/7 IP)	03/10/97	Brian Fields vs. St. John's (2-0/7 IP)
03/05/78	Mickey Britt vs. NC State (5-0/7 IP)	02/14/99	Foye Minton vs. NC State (8-0/No-Hitter)
04/15/78	Bill Lucas vs. UNCW (8-0)	02/07/00	Foye Minton & Davey Penny vs. Duke (5-0/No-Hitter)
04/29/78	Mickey Britt at Atlantic Christian (8-0/No-Hitter)	02/18/00	Scott Greene vs. George Washington (3-0)
03/11/79	Mickey Britt vs. Connecticut (4-0)	04/30/00	Foye Minton vs. George Mason (15-0)
03/12/79	Parker Davis vs. Charlotte (14-0/7 IP)	05/10/01	Sam Narron at UNCW (3-0)
03/22/79	Bob Patterson vs. Methodist (4-0/7 IP)	05/23/03	Jason Tourangeau vs. Houston (New Orleans, La./5-0)
05/01/79	Mickey Britt vs. N.C. Wesleyan (13-0/7 IP)	03/26/05	Ricky Brooks vs. Charlotte (6-0)
03/09/80	Bill Wilder vs. Connecticut (1-0/7 IP)	04/24/05	Ricky Brooks vs. Memphis (3-0/No-Hitter)
03/23/80	Bill Wilder vs. Ohio (1-0/7 IP)	04/02/06	Brody Taylor vs. Houston (3-0)
04/08/80	Bill Wilder at Campbell (6-0)	03/02/08	Justin Bristow vs. Monmouth (6-0)
04/26/80	Bill Wilder vs. UNCW (4-0)	04/26/08	Justin Bristow vs. Presbyterian (3-0)
04/27/80	Ricky Ramey vs. Atlantic Christian (6-0/7 IP)	05/31/08	T.J. Hose vs. Columbia (Conway, S.C./9-0)
04/27/80	Bob Patterson vs. Atlantic Christian (4-0/7 IP)	03/04/11	Seth Maness vs. Pepperdine (2-0)
03/07/81	Bill Wilder vs. NC State (2-0)	05/27/11	Seth Maness vs. Southern Miss (Pearl, Miss./4-0)
03/24/81	Bob Patterson vs. Princeton (1-0/7 IP)	03/10/13	David Lucroy vs. Monmouth (4-0)
04/03/81	Bill Wilder at Charlotte (11-0)	03/29/13	Jeff Hoffman vs. N.C. Central (3-0)
04/21/81	Bill Wilder vs. Davis & Elkins (1-0)	03/28/14	Reid Love vs. UMBC (6-0)
04/17/81	Bob Patterson vs. Campbell (7-0)	04/29/14	Reid Love at North Carolina (1-0)
03/05/82	Bill Wilder vs. James Madison (3-0)	03/07/15	Evan Kruczynski vs. Monmouth (2-0)
03/12/82	Bob Patterson vs. Connecticut (11-0/7 IP)	04/02/15	Reid Love vs. Tulane (3-0)
03/17/82	Charlie Smith vs. Fairfield (9-0/7 IP)	03/17/19	Jake Kuchmaner vs. Maryland (3-0/Perfect Game)
04/07/82	Bob Patterson at NC State (2-0)	05/28/21	Gavin Williams vs. Memphis (12-0/7 IP)
04/28/82	Charlie Smith vs. Atlantic Christian (5-0/7 IP/No-Hitter)	03/26/23	Josh Grosz vs. George Mason (8-0/8 IP)
05/28/82	Bob Patterson vs. North Carolina (Columbia, S.C./1-0)	04/15/23	Carter Spivey vs. Cincinnati (10-0/7 IP)
03/19/83	Charlie Smith vs. George Mason (5-0/7 IP)		

P. I. R. A. T. E. S.
U R P O S E
N T E G R I T Y
E S P O N S I B L E
T T I T U D E
O U G H N E S S
X C E L L E N C E
E L F L E S S



EAST CAROLINA UNIVERSITY
BASEBALL-----PIRATES
35.5930° N, 77.3671° W-----

