

# EAST CAROLINA<sup>®</sup>



2 0 2 1 F O O T B A L L  
**RECORD BOOK**

# Pirate All-America Selections



**Dave Alexander**  
Fullback  
1965 Little All-America



**Andrew Bayes**  
Punter  
1999 Consensus Walter Camp  
FWAA (first-team)  
AFCA (first-team)  
AP (first-team)  
CWN/SI (first-team)



**Jeff Blake**  
Quarterback  
1991 College & Pro  
FootballNewsweekly  
(second-team)



**Jim Bolding**  
Defensive Back  
1976 Newspaper Enterprise  
Association  
1975 AP  
Football Weekly



**Bill Cline**  
Quarterback  
1964 AP Small College



**Carlester Crumpler, Jr.**  
Tight End  
1993 Walter Camp (first-team)



**Matt Dodge**  
Punter  
2009 collegefootballnews.com  
SI.com  
The Sporting News (second-team)  
Rivals.com (third-team)



**Cary Godette**  
Defensive End  
1976 AP  
RECAP



**Lou Hallow**  
Lineman  
1955 Little All-America



**Justin Hardy**  
Wide Receiver  
2014 Phil Steele Magazine  
(third-team)  
AP (third-team)



**Nate Harvey**  
Defensive End  
2018 Phil Steele Magazine  
(third-team)



**Leonard Henry**  
Fullback  
2001 The Sporting News  
(third-team)  
Football News (third-team)



**Wayne Inman**  
Offensive Lineman  
1979 AP



**Chris Johnson**  
Kick Returner  
2007 Pro Football Weekly  
(first-team)



**Dion Johnson**  
Wide Receiver/Kick Returner  
1991 AP (second-team)



**Robert Jones**  
Linebacker  
1991 Consensus AP  
Scripps-Howard  
Football News  
Walter Camp  
Kodak  
College Football Writers (FWAA)  
College & Pro Football Newsweekly  
1990 The Sporting News  
(second-team)  
AP (third-team)  
Football News



**Zay Jones**  
Wide Receiver  
2016 Walter Camp (first-team)  
The Sporting News (first-team)  
ESPN.com (first-team)  
SB Nation (first-team)  
Pro Football Focus (first-team)  
College Sports Madness (first-team)  
AP (second-team)  
Football Writers Association of  
America (second-team)  
American Football Coaches  
Association (second-team)  
SI.com (second-team)  
CBS Sports (second-team)  
Fox Sports (second-team)  
Athlon Sports (second-team)  
Phil Steele Magazine (second-team)



**Danny Kepley**  
Linebacker  
1974 AP



**Sherwin Lacewell**  
Center  
2000 Football News (second-team)



**Terry Long**  
Offensive Lineman  
1983 Consensus



**Junior Robinson**  
Defensive Back/Kick Returner  
1989 The Sporting News  
(second-team)



**Tootie Robbins**  
Offensive Lineman  
1981 AP



**Jody Schulz**  
Defensive End  
1982 AP



**Tom Scott**  
Offensive Lineman  
1992 The Sporting News  
Football News (first-team)  
UPI (second-team)

# National Honors

## National Coach-of-the-Year

- 1964** Clarence Stasavich  
**1991** Bill Lewis

## Fourth-Team All-America

- 2001** Pernell Griffin, LB  
*The Sporting News*  
**2009** Matt Dodge, P  
*Phil Steele Magazine*

## Honorable Mention All-America

- 1950** Roger Thrift, QB  
**1953** Dick Cherry, QB  
 Bobby Hodges, E  
**1954** Willie Holland, T  
 Claude King, FB  
**1964** Dave Bumgarner, E  
 Ted Day, T  
**1966** Kevin Moran, T  
 Johnny Crew, C  
 Bobby Ellis, B  
 Walter Bostic, B  
**1967** Butch Colson, B  
**1968** Don Tyson, T  
**1970** Dick Corrada, FL  
 Rich Peeler, OT  
**1972** Carlester Crumpler, RB  
 Carl Summerell, QB  
 Danny Kepley, LB  
**1973** Carl Summerell, QB  
 Carlester Crumpler, RB  
 Danny Kepley, LB  
**1974** Kenny Moore, OT  
 Butch Strawderman, DE  
**1975** Cary Godette, DE  
 Jimbo Walker, OG  
**1976** Jim Bolding, DB  
 Harold Randolph, LB  
**1977** Harold Randolph, LB  
**1981** Jody Schultz, DE  
**1982** Clint Harris, DB  
 Terry Long, OL  
**1983** Clint Harris, FS  
 John Robertson, OT  
 Earnest Byner, RB  
 Jeff Pegues, DE  
**1985** Tony Baker, TB  
 Kevin Walker, DB  
**1988** Tim James, FB  
 Anthony Thompson, LB  
**1989** Anthony Thompson, DE  
 Robert Jones, LB  
 Walter Wilson, WR  
**1991** Jeff Blake, QB  
 Hunter Gallimore, WR  
 Luke Fisher, TE  
 Dion Johnson, WR  
 Tom Scott, OT  
 John Jett, P  
**1992** Michael Anderson, QB  
 Junior Smith, RB  
 Carlester Crumpler, Jr., TE

- Bernard Carter, DE  
 Jerry Dillon, OLB  
 Greg Grandison, DB

- 1993** Bernard Carter, DE  
 Junior Smith, RB  
 Carlester Crumpler, Jr., TE  
 Mark Libiano, LB  
**1994** Junior Smith, RB  
**1996** Scott Harley, RB  
**2002** Jarad Preston, P  
 Brian Rimpf, OT  
**2003** Chris Moore, LB  
 Brian Rimpf, OL  
**2004** Travis Williams, PR  
**2007** Chris Johnson, RB  
**2008** Matt Dodge, P  
**2009** Matt Dodge, P  
 Van Eskridge, FS  
 Dwayne Harris, KR/WR  
**2013** Shane Carden, QB

## Freshman All-America

- 1988** Robert Jones, LB  
*The Sporting News*  
*(first-team)*  
**1993** Daren Hart, DB  
*ProFootball News*  
*(second-team)*  
**1998** Pernell Griffin, LB  
*Football News* *(first-team)*  
*The Sporting News*  
*(second-team)*  
**1999** Kevin Miller, K  
*Football News*  
**2002** Chris Moore, LB  
*College Football News* *(second-team)*  
**2008** Emanuel Davis, CB  
*Rivals.com*  
**2011** Jeremy Grove, LB  
*Football Writers Association of America*  
*CBSsports.com* *(first-team)*  
*FOXSportsNext.com*  
*(first-team)*  
*Yahoo! Sports*  
*(second-team)*  
**2019** **C.J. Johnson, WR**  
*Football Writers Association of America*  
*Pro Football Focus*

## Team-of-the-Year

- 1991** Awarded by ECAC

## CoSIDA Academic All-America

- 2011** Matt Milner *(second-team)*  
**2012** Matt Milner *(second-team)*  
**2016** Zay Jones *(second-team)*

## CoSIDA Academic All-District

- 1989** Keith Arnold  
 R.L. Beeman

- 1990** Keith Arnold  
 Ken Burnette  
**1991** Keith Arnold  
 Ken Burnette  
**2002** Richard Hourigan  
*(second-team)*  
 Brian Rimpf *(second-team)*  
**2003** Richard Hourigan  
 Brian Rimpf  
**2015** Warren Harvey  
**2016** Zay Jones  
**2017** Alex Turner  
**2018** Alex Turner  
**2019** Alex Turner

## National Football Foundation & College Hall of Fame National Honor Society

- 2006** Robert Lee, PK  
 Kevin Roach, WR  
**2015** Warren Harvey, PK

## NFF Scholar-Athlete Award

- 2011** Matt Milner, DE  
**2012** Mike Barbour, K  
**2013** Leonard Paulk, DB  
**2014** Damon Magazu, DB  
**2015** Warren Harvey, PK  
**2016** J.T. Boyd, OL  
**2017** Worth Gregory, P  
**2018** Thomas Sirk, QB/TE  
 Austin Teague, DB  
**2019** Dalton Montgomery, OL  
 Caleb Pratt, PK  
**2020** **Fernando Frye, OL**  
**2021** **Jonn Young, P**

## National Player-of-the-Week

- 1973** Danny Kepley, LB  
*(Associated Press)* vs.  
 Richmond, Nov. 10  
 Carlester Crumpler, RB  
*(United Press International)*  
 vs. Appalachian  
 State, Nov. 17  
**1990** Robert Jones, LB  
*(Sports Illustrated)* vs.  
 Cincinnati, Oct. 20  
**1991** Greg Grandison, S  
*(College & Pro Football Newsweekly)* vs. Virginia  
 Tech, Nov. 16  
 Jeff Blake, QB  
*(The Sporting News)* vs.  
 Syracuse, Oct. 12  
**1995** Marcus Crandell, QB  
*(The Sporting News)* vs.  
 Syracuse, Sept. 9  
**1996** Daren Hart, DB  
*(USA Today)* vs. Miami  
 (Fl.), Oct. 19  
**2008** Patrick Pinkney, QB  
*(AT&T All-America/ESPN)* vs.  
 West Virginia, Sept. 6

- 2014** Shane Carden, QB  
*(CBSsports.com)* vs.  
 Virginia Tech, Sept. 13

## North Carolina Sports Hall of Fame

- 1970** Clarence Stasavich  
**2002** Carlester Crumpler, RB

## Helms Hall of Fame

- 1960** Clarence Stasavich

## Citrus Bowl Hall of Fame

- 1986** Clarence Stasavich

## College Football Hall of Fame

- 2005** Pat Dye

## National Association of Directors of Athletics Hall of Fame

- 1977** Clarence Stasavich

## Liberty Bowl Alliance Coach-of-the-Year

- 1994** Steve Logan

## Liberty Bowl Alliance Offensive Player-of-the-Year

- 1994** Junior Smith, RB  
 Marcus Crandell, QB

## ECAC Division I-A All Star Team

- 1991** Jeff Blake, QB  
 Robert Jones, LB  
 Dion Johnson, WR-KR  
 Keith Arnold, C  
**1992** Tom Scott, OT  
**1993** Bernard Carter, DE  
**1994** Junior Smith, RB  
**1995** Marcus Crandell, QB  
 Lorenzo West, DT  
**1996** Scott Harley, RB  
 Larry Shannon, SE  
 Carlos Brown, LB

## AFCA Good Works Team

- 2000** Carlos Ochoa, LB  
**2002** Brian Rimpf, OT

## William V. Campbell Trophy

- 2016** Zay Jones *(finalist)*  
**2018** Alex Turner *(semifinalist)*  
**2019** Alex Turner *(semifinalist)*

# All-Conference Honors

## AMERICAN ATHLETIC (2014-PRESENT)

### American Athletic Conference Player-of-the-Year

2014 Shane Carden, Offense

2018 Nate Harvey, Defense

### American Athletic Conference Rookie-of-the-Year

2020 **Rahjai Harris, Offense**

### First Team

2014 Shane Carden, QB  
Justin Hardy, WR\*  
Taylor Hudson, C  
Terry Williams, DL

2015 Zeek Bigger, ILB  
Bryce Williams, TE

2016 Zay Jones, WR

2018 Trevon Brown, WR  
Nate Harvey, DE  
Jake Verity, PK

2020 **Rahjai Harris, RB**

*\*unanimous selection*

### Second Team

2014 Zeek Bigger, LB  
J.T. Boyd, OG  
Ike Harris, OT  
Brandon Williams, LB  
Bryce Williams, TE

2015 Zay Jones, WR  
Montese Overton, OLB

2016 Worth Gregory, P

2017 Trevon Brown, WR

2019 Kendall Futrell, DE  
Jake Verity, K

2020 **Ja'Quan McMillian, CB**

**Tyler Snead, WR/RS**

### American Athletic Conference All-Academic Team

2014 Joe Allely  
Randall Anderson  
Kurt Benkert  
Zeek Bigger  
Brandon Bishop  
Curtis Burston  
Shane Carden  
Charlie Coggins  
Worth Gregory  
Warren Harvey  
Josh Hawkins  
Zay Jones  
Cody Keith  
Blake Kemp  
Isaiah King  
Garrett McGhin  
Cole Pickard  
Terrell Richardson  
Rocco Scarfone  
Xavier L. Smith

Austin Teague  
Connor Torruella  
Jonathan Weymann  
Cam White

2015 Joe Allely  
DaShaun Amos  
Kurt Benkert  
Brandon Bishop  
Ryan Bursiek  
Davon Grayson  
Worth Gregory  
Beau Huffman  
Zay Jones  
Blake Kemp  
Eric Kristensen  
Jamie Land  
Erik Lenzen  
Cam Marshmon  
Dalton Montgomery  
Philip Nelson  
Davis Plowman  
Caleb Pratt  
Terrell Richardson  
Rocco Scarfone  
Derrell Scott  
Corey Seargent  
Travon Simmons  
Xavier L. Smith  
Jonathan Stanley  
Curtis Struyk  
Austin Teague  
Tyrell Thompson  
Connor Torruella  
Cam White

2016 Joe Allely  
Randall Anderson  
Stephen Baggett  
Brandon Bishop  
Bennett Boateng  
Joe Carter  
Tahj Deans  
Jack Doyle  
Jaïson Fournet  
Davon Grayson  
Dishawn Harvey  
Beau Huffman  
Zay Jones  
Cam Marshmon  
C.J. Maybin  
Gardner Minshew  
Dalton Montgomery  
Philip Nelson  
Corey Newby  
Davis Plowman  
Caleb Pratt  
Derrell Scott  
Xavier L. Smith  
Michael Swift  
Austin Teague  
Alex Turner  
Jake Verity

2017 Kiant Anderson

Stephen Baggett  
Joe Carter  
Trace Christian  
Jack Doyle  
Cannon Gibbs  
Kingsley Ifedi  
Jonathan Jeffries  
Quay Johnson  
Cam Marshmon  
Garrett McGhin  
Rowe Mellott  
Dalton Montgomery  
Matt Morgan  
Caiden Norman  
Ben Norris  
Caleb Pratt  
Blake Proehl  
Raequan Purvis  
Davondre Robinson  
Derrell Scott  
Michael Swift  
Austin Teague  
Ray Tillman  
Alex Turner  
Jake Verity

2018 **Holton Ahlers**

Trace Christian

**Maceo Donald**

Jack Doyle

**Fernando Frye**

Zach Gwynn

Jeroy Henley

**Nolan Johnson**

Erik Lawson

Rowe Mellott

Matt Morgan

Caiden Norman

Caleb Pratt

Blake Proehl

**Xavier Smith**

Michael Swift

Michael Tilley

Alex Turner

Jake Verity

**Jireh Wilson**

Peyton Winstead

**Jonn Young**

2019 **Holton Ahlers**

Alex Angus

**Cole Burgess**

**Cam Burnette**

Trace Christian

Cam Coleman

**Jonathan Coleman II**

**Liam Crowley**

**Maceo Donald**

Jack Doyle

**John Ross Edwards**

**Hampton Ergle**

**Keziah Everett**

Damir Faison

**Malik Fleming**

**Alex Flinn**

Keaton Forbes

Jaïson Fournet

**Fernando Frye**

**Bryan Gagg**

Dorian Hardy

**Immanuel Hickman**

**Trent Holler**

**Nolan Johnson**

Jonathan Johnson

Erik Lawson

**Grayson Lewis**

**Jeremy Lewis**

**D'Angelo McKinnie**

Rowe Mellott

Patrick Nations

Caiden Norman

**Audie Omotosho**

Aaron Pasour

**Andre Pegues**

Darius Pinnix

Blake Proehl

Raequan Purvis

**Aaron Ramseur**

Davondre Robinson

**Tyler Snead**

**Nishad Strother**

Michael Swift

Michael Tilley

Alex Turner

Ahonore Varner

Jake Verity

**Jireh Wilson**

Peyton Winstead

Zack Yaggi

**Jonn Young**

2020 **Holton Ahlers**

**Derrick Alston**

**Sean Bailey**

**Asa Barnes**

**Nick Bernhard**

**Myles Berry**

**Cole Burgess**

**Cam Burnette**

**Zech Byrd**

**Shane Calhoun**

Trace Christian

**Nasir Clerk**

**Jonathan Coleman II**

**Grant Copeland**

Terrance Copper, Jr.

**Liam Crowley**

**C.J. Crump**

**Owen Daffer**

**Maceo Donald**

**Dru Dotter**

**John Ross Edwards**

Damir Faison

**Alex Flinn**

**Traveon Freshwater**

**Fernando Frye**

**Bryan Gagg**

Mason Garcia  
 Dorian Hardy  
 Rajjai Harris  
 Jsi Hatfield  
 Trevon Hayes  
 Noah Henderson  
 Damel Hickman  
 Immanuel Hickman  
 Taji Hudson  
 Taylor Jackson  
 C.J. Johnson  
 Jonathan Johnson  
 Nolan Johnson  
 Avery Jones  
 Kerry King  
 David Laney  
 Luke Larsen  
 Grayson Lewis  
 Jeremy Lewis  
 Bailey Malovic  
 Demetrius Mauney  
 J'Vian McCray  
 Xavier McIver  
 D'Angelo McKinnie  
 Ja'Quan McMillian  
 Keaton Mitchell  
 Caiden Norman  
 Audie Omotosho  
 Andre Pegues  
 Blake Proehl  
 Aaron Ramseur  
 Elijah Robinson  
 Warren Saba  
 Joseph Samson  
 Tyler Savage  
 Jason Shuford  
 Tyler Snead  
 John Spellacy  
 Clayton Stancil  
 Kareem Stinson  
 Gerard Stringer  
 Nishad Strother  
 Ryan Stubblefield  
 Dre Terry  
 Michael Tilley  
 Sean Tucker  
 Ahonore Varner  
 Jake Verity  
 Suirad Ware  
 Teagan Wilk  
 Jireh Wilson  
 Peyton Winstead  
 Jonn Young

## ■ CONFERENCE USA (1997-2013)

### Conference USA Player-of-the-Year

2007 Chris Johnson,  
Special Teams  
 2009 Dwayne Harris,  
Special Teams  
 2010 Dwayne Harris, MVP  
 Dominique Davis,  
Newcomer

2011 Jeremy Grove, Freshman  
 2012 Vintavious Cooper,  
Newcomer  
 2013 Shane Carden, MVP

### First Team

1997 Danny Moore, C  
 1998 Danny Moore, C  
 Roderick Coleman, DL  
 Travis Darden, DL  
 Jeff Kerr, LB  
 1999 Andrew Bayes, P  
 Pernel Griffin, LB  
 Jeff Kerr, LB  
 Sherwin Lacewell, C  
 2000 Sherwin Lacewell, OL  
 Pernel Griffin, LB  
 Keith Stokes, WR  
 2001 Pernel Griffin, LB  
 Leonard Henry, RB  
 Brian Rimpf, OT  
 2002 Jarad Preston, P  
 Brian Rimpf, OT  
 2003 Ryan Dougherty, P  
 Brian Rimpf, OT  
 2004 Travis Williams, PR  
 2005 Aundrea Allison, WR  
 Chris Moore, LB  
 2006 Ryan Dougherty, P  
 Chris Johnson, KR  
 2007 Chris Johnson, KR  
 2008 Van Eskridge, FS  
 C.J. Wilson, DE  
 2009 Sean Allen, OL  
 Emanuel Davis, CB  
 Matt Dodge, P  
 Van Eskridge, FS  
 Dwayne Harris, WR  
 Linval Joseph, DT  
 C.J. Wilson, DE  
 2010 Dwayne Harris, WR/PR  
 Willie Smith, OL  
 2012 Justin Hardy, WR  
 2013 Shane Carden, QB  
 Justin Hardy, WR  
 Will Simmons, OL

### Second Team

1997 Roderick Coleman, LB  
 Jeff Kerr, LB  
 Dwight Henry, DB  
 Andrew Bayes, P  
 1998 Buck Collins, TE  
 Kelvin Suggs, DB  
 Andrew Bayes, P  
 1999 Mbayo Ahmadu, NG  
 Forrest Foster, CB  
 David Garrard, QB  
 Kevin Monroe, CB  
 Keith Stokes, RS  
 2000 David Garrard, QB  
 Leonard Henry, RB  
 2001 David Garrard, QB  
 Greg LeFever, LB  
 Kevin Miller, PK  
 2002 Art Brown, RB

2003 Terrance Copper, WR  
 Chris Moore, LB  
 Marvin Townes, RB  
 2004 Zack Baker, FS  
 Ryan Dougherty, P  
 Chris Moore, LB  
 2006 Aundrea Allison, WR  
 Eric Graham, OT  
 Pierre Parker, SS  
 2007 Matt Butler, OG  
 Josh Coffman, OT  
 Van Eskridge, FS  
 Chris Johnson, RB  
 Zack Slate, DE  
 C.J. Wilson, DE  
 Sean Allen, C  
 Pierre Bell, LB  
 2009 Terence Campbell, OL  
 Dwayne Harris, KR  
 Ben Hartman, PK  
 Nick Johnson, LB  
 2010 Michael Barbour, PK  
 Emanuel Davis, CB  
 Lance Lewis, WR  
 2011 Emanuel Davis, CB  
 Lance Lewis, WR  
 2012 Michael Brooks, DL  
 Vintavious Cooper, RB  
 Derrell Johnson, LB  
 Will Simmons, OL  
 2013 Vintavious Cooper, RB  
 Jordan Davis, OL  
 Lee Pegues, DL  
 Derrell Johnson, LB  
 Damon Magazu, DB

### Conference USA All-Freshmen Team

1997 Jamie Wilson, RB  
 James Bell, OL  
 Marcellus Harris, WR-KR  
 1998 David Garrard, QB  
 Pernel Griffin, LB  
 1999 Anthony Adams, S  
 Kevin Miller, PK  
 2000 Vonta Leach, LB  
 Brian Rimpf, OL  
 2001 Marvin Townes, KR  
 2002 Reicko Jones, CB  
 Chris Moore, LB  
 Guy Whipper, DL  
 2003 Josh Coffman, TE  
 Ryan Dougherty, P  
 Erode Jean, DB  
 2004 Chris Johnson, RB-KR  
 Durwin Lamb, LB  
 Travis Williams, PR  
 2006 Terence Campbell, OG  
 Cory Dowless, OG  
 Van Eskridge, LB  
 Scotty Robinson, DE  
 C.J. Wilson, DE  
 2007 Dwayne Harris, PR  
 Linval Joseph, DT  
 D.J. Scott, OT  
 Travis Simmons, CB

Jonathan Williams, KR  
 2008 Emanuel Davis, CB  
 2009 Michael Brooks, DT  
 2010 Grant Harner, OT  
 2011 Jeremy Grove, LB  
 Justin Hardy, WR  
 2012 Montese Overton, LB  
 2013 Zay Jones, WR  
 Demetri McGill, DL  
 Dayon Pratt, OLB

### Conference USA All-Academic Team

2006 Kevin Roach, WR  
 2007 Josh Coffman, OL  
 2009 Sean Allen, OL  
 Patrick Pinkney, QB  
 2010 Matt Milner, DL  
 2011 Matt Milner, DL  
 2012 Matt Milner, DL  
 2013 Adhem Elsayi, OL  
 Warren Harvey, PK

## ■ ALL-SOUTH INDEPENDENT (1977-1995)

### First Team

1977 Wayne Bolt, OG  
 Gerald Hall, DB  
 Harold Randolph, LB  
 Zack Valentine, DE  
 1978 Gerald Hall, DB  
 Zack Valentine, DE  
 1979 Mike Brewington, LB  
 Anthony Collins, RB  
 Wayne Inman, OG  
 1982 Clint Harris, DB  
 Terry Long, OG  
 Jody Schulz, DE  
 1983 Earnest Byner, RB  
 Clint Harris, DB  
 Terry Long, OG  
 Jeff Pegues, DE  
 John Robertson, OT  
 1985 Tony Baker, RB  
 Kevin Walker, DB  
 1989 Junior Robinson, DB/KR  
 1990 Luke Fisher, TE  
 Robert Jones, LB  
 1991 Anthony Brenner, PK  
 Luke Fisher, TE  
 Hunter Gallimore, WR  
 Robert Jones, LB  
 Tom Scott, OT  
 1992 Bernard Carter, DE  
 Carlester Crumpler,  
 Jr., TE  
 Tom Scott, OT  
 Junior Smith, RB  
 1993 Jeff Cooke, DT  
 Carlester Crumpler,  
 Jr., TE  
 Daren Hart, CB  
 Junior Smith, RB  
 1994 Mark Libiano, LB

- Junior Smith, RB  
Terry Tilghman, OG  
**1995** Marcus Crandell, QB  
Mark Libiano, LB  
Emmanuel McDaniel, CB  
Jerris McPhail, FB

#### Second Team

- 1977** Terry Gallaher, SE  
**1978** Mike Brewington, LB  
Eddie Hicks, RB  
Wayne Inman, OG  
**1979** Charlie Carter, DB  
Mitchell Johnston, OG  
Matt Mulholland, OT  
Theodore Sutton, FB  
**1980** Anthony Collins, RB  
**1981** Jody Schulz, DE  
**1982** Steve Hamilton, DT  
Jeff Heath, K  
John Robertson, OT  
**1983** Kevin Ingram, QB  
Hal Stephens, DT  
Norwood Vann, TE  
Henry Williams, KR  
**1984** Kevin Walker, DB  
Curtis Wyatt, DE  
**1987** Ellis Dillahunt, DB  
**1988** Tim James, FB  
Anthony Thompson, LB  
**1989** Robert Jones, LB  
Anthony Thompson, DE  
Walter Wilson, WR  
**1990** George Koonce, DE  
Chad Martin, OG

- 1991** Jeff Blake, QB  
Jerry Dillon, DE  
Greg Grandison, S  
John Jett, P  
Dion Johnson, WR-KR  
**1992** Michael Anderson, QB  
Jerry Dillon, OLB  
Greg Grandison, DB  
**1994** Mitchell Galloway, HB  
Dwight Henry, DB  
John Krawczyk, DT  
Matt Levine, P  
**1995** Mitchell Galloway, HB  
Daren Hart, S

#### All-South Independent Coach-of-the-Year

- 1991** Bill Lewis  
**1994** Steve Logan

#### All-South Independent Player-of-the-Year

- 1994** Mark Libiano, LB  
(Defensive)

#### All-South Academic Team

- 1979** Vern Davenport, SE  
Matt Mulholland, T

### SOUTHERN CONFERENCE (1964-1976)

#### First Team All-Conference

- 1965** Dave Alexander, B  
**1966** Walter Bostic, OG

- Johnny Crew, C  
Bobby Ellis, DB  
Kevin Moran, DT  
**1967** Butch Colson, B  
Neal Hughes, B  
Kevin Moran, OT  
**1968** Ben Grieb, OG  
Don Tyson, DT  
**1969** George Wheeler, DT  
Billy Wightman, B  
**1970** Dick Corrada, FL  
Rich Peeler, DT  
**1971** Monty Kiernan, LB  
Jack Patterson, S  
Rich Peeler, DT  
**1972** Carlester Crumpler, RB  
Stan Eure, TE  
Danny Kepley, LB  
Rusty Markland, DB  
Carl Summerell, QB  
Greg Troupe, OG  
**1973** Carlester Crumpler, RB  
Stan Eure, TE  
Cary Godette, DE  
Danny Kepley, LB  
Mike Myrick, DB  
Carl Summerell, QB  
Greg Troupe, OG  
Jim Woody, PK  
**1974** Ricky Bennett, OT  
Jim Bolding, S  
Danny Kepley, LB  
Kenny Moore, DT  
Don Schink, B  
Butch Strawderman, DE  
Jimbo Walker, OG  
**1975** Jim Bolding, S  
Willie Bryant, DT  
Cary Godette, DE  
Harold Randolph, LB  
Kenny Strayhorn, B  
Jimbo Walker, OG  
**1976** Jim Bolding, S  
Wayne Bolt, OG  
Pete Conaty, PK  
Jake Dove, DT  
Cary Godette, DE  
Gerald Hall, DB  
Eddie Hicks, B  
Reggie Pinkney, DB  
Harold Randolph, LB

#### Southern Conference Athlete-of-the-Year

- 1972** Carlester Crumpler, RB  
**1973** Carl Summerell, QB

#### Southern Conference Player-of-the-Year

- 1967** Butch Colson, RB  
**1972** Carlester Crumpler, RB  
**1973** Carl Summerell, QB

#### Jacobs Blocking Trophy (presented to outstanding blocker in the Southern Conference)

- 1965** Norman Swindell

- 1967** Kevin Moran

#### Southern Conference All-Academic

- 1974** Larry Lundy, OT  
**1975** Larry Lundy, OT

### NORTH STATE CONFERENCE (1940-1960)

#### All-Conference Team

- 1949** Roger Thrift, QB  
**1950** Roger Thrift, QB  
Frank Maennle, E  
**1951** Dwight Shoe, E  
**1952** Dwight Shoe, E  
Willie Holland, T  
Dick Cherry, QB  
**1953** Dick Cherry, QB  
Robert Hodges, E  
Paul Gay, HB  
Willie Holland, T  
Lou Hallow, C  
James Faircloth, C  
David Lee, T  
**1954** Willie Holland, T  
Larry Rhodes, E  
David Lee, G  
John Hayes, B  
**1955** Ray Pennington, E  
Lou Hallow, C  
Dick Cherry, QB  
**1956** Ray Pennington, E  
**1957** James Speight, HB  
**1958** Ed Emory, G  
Bobby Perry, B  
**1959** Glenn Bass, HB  
James Speight, HB  
Ed Emory, T  
Lynn Barnett, C  
**1960** Glenn Bass, HB  
Sonny Baysinger, HB  
Clayton Piland, T

#### North State Conference MVP

- 1950** Roger Thrift, QB

#### North State Conference Coach-of-the-Year

- 1952** Jack Boone

#### All-State

- 1950** Roger Thrift, QB  
**1952** Dwight Shoe, E  
**1953** Dick Cherry, QB  
Robert Hodges, E  
Paul Gay, HB  
**1954** Willie Holland, T  
**1955** Lou Hallow, C  
**1959** Ed Emory, T  
**1960** Clayton Piland, T  
Glenn Bass, HB  
**1963** Tom Michel, FB  
**1966** Kevin Moran, DT



Quarterback Carl Summerell earned Southern Conference Athlete-of-the-Year and Player-of-the-Year honors in 1973 after leading the Pirates to a league title with a perfect 7-0 mark under coach Sonny Randle.

# All-Star Game Players

## All-American Bowl

**1993** Jerry Dillon  
Clayton Driver

## All-American Classic

**2006** James Pinkney, QB

## All-Star Gridiron Classic

**1999** Norris McCleary, DL  
**2003** Kelly Hardy, DB  
**2004** Damane Duckett, DT

## American Bowl

**1976** Cary Godette, DE  
Jim Bolding, DB

## Blue-Gray Game

**1973** Carlester Crumpler, RB  
Carl Summerell, QB  
Greg Troupe, OG  
**1978** Gerald Hall, DB  
**1979** Mitchell Johnston, G  
**1981** Tootie Robbins, OT  
**1982** Jody Schultz, DE  
**1983** Clint Harris, FS  
Terry Long, OG  
**1987** Ellis Dillahunt, DB  
**1988** Bilty Michel, OG  
**1989** Junior Robinson, DB/KR  
**1990** Chad Martin, OG  
**1992** Greg Grandison, DB  
**1993** Bernard Carter, DE  
**1997** Dan Gonzalez, QB  
**1998** Buck Collins, TE  
**2004** Terrance Copper, WR  
Damane Duckett, DT  
Vonta Leach, FB

## Can-Am Bowl

**1978** Eddie Hicks, RB

## Coaches All-America Game

**1973** Carl Summerell, QB

## College Gridiron Showcase

**2016** James Summers, RB  
**2018** Stephen Baggett, TE  
Gaelin Elmore, DE  
Jimmy Williams, WR

## East-West Shrine Game

**1985** Kevin Walker, DB  
**1990** Chad Martin, OG  
**1991** Luke Fisher, TE  
Robert Jones, LB  
**1993** Tom Scott, OT  
**1996** Marcus Crandell, QB  
**1998** Roderick Coleman, DL  
**1999** Jeff Kerr, LB  
**2002** Pernell Griffin, LB  
**2009** Van Eskridge, DB  
**2011** Emanuel Davis, DB  
Lance Lewis, WR  
**2013** Derrell Johnson, LB

## Hula Bowl

**1983** Terry Long, OG  
**1987** Anthony Simpson, FB  
**1996** Lorenzo West, DT  
**1998** Troy Smith, SE  
**2002** Leonard Henry, FB  
**2005** Chris Moore, LB  
Guy Whimper, OT  
Skip Holtz, Head Coach  
**2006** Eric Graham, OT

## Japan Bowl

**1982** Jody Schulz, DE  
**1991** Jeff Blake, QB

## Medal of Honor Bowl

**2014** Charlie Coggins, DS  
Terry Williams, DL  
Cam Worthy, WR

## NFLPA Collegiate Bowl

**2014** Will Simmons, OG  
**2015** Cam Worthy, WR  
**2017** Philip Nelson, QB  
**2018** Davon Grayson, WR  
**2019** Trevon Brown, WR

## North Carolina Shrine Bowl

**1967** Neal Hughes, TB  
*(Outstanding Player)*  
Paul Hutchins, G  
Kevin Moran, G  
Clarence Stasavich  
*(Outstanding Coach)*

## North-South Shrine Game

**1976** Reggie Pinkney, DB

## Olympia Gold Bowl

**1981** Tootie Robbins, OT

## Raycom All-Star Game

**2012** Michael Brooks, DL

## Senior Bowl

**1977** Ernest Madison, DB  
**1980** Mike Brewington, LB  
**1994** Tom Scott, OT  
**1995** Carlester Crumpler, Jr., TE  
**1998** Larry Shannon, SE  
**1999** Roderick Coleman, DL  
Troy Smith, SE  
**2000** Andrew Bayes, P  
**2003** David Garrard, QB  
**2005** Brian Rimpf, OT  
**2007** Aundrae Allison, WR  
**2008** Chris Johnson, RB  
**2010** Matt Dodge, P  
C.J. Wilson, DE  
**2011** Dwayne Harris, WR/RS  
**2015** Shane Carden, QB  
Justin Hardy, WR  
**2016** Bryce Williams, TE  
**2017** Zay Jones, WR  
**2020** D'Ante Smith, OL  
*(selected but did not play due to injury)*

## Texas vs. Nation All-Star Game

**2006** Eric Graham, OT  
**2008** Stanley Bryant, OT  
Davon Drew, TE  
Khalif Mitchell, DT  
*(selected but did not play due to injury)*  
**2009** Dominique Lindsay, RB  
Jay Ross, DT  
**2010** Willie Smith, OT

## Tropical Bowl

**2019** Garrett McGhin, OL  
**2020** Colby Gore, DB  
Michael Witherspoon, DB

## Bowl Game Award Recipients

**1995** Daren Hart, DB  
*Defensive MVP, Liberty Bowl*  
Chad Holcomb, PK  
*Offensive MVP, Liberty Bowl*  
**2000** Bernard Williams, DL  
*Defensive MVP,*  
*galleryfurniture.com Bowl*  
Keith Stokes, WR/KR  
*Specialist MVP,*  
*galleryfurniture.com Bowl*  
David Garrard, QB  
*Offensive MVP,*  
*galleryfurniture.com Bowl*  
**2001** Jerome Steward, DB  
*Defensive Player-of-the-Game,*  
*GMAC Bowl*  
Leonard Henry, FB  
*Offensive Player-of-the-Game,*  
*GMAC Bowl*  
**2004** Vonta Leach, FB  
*Gray Offensive MVP,*  
*Blue-Gray Game*  
**2006** Bobby Good, WR  
*ECU MVP, Papajohns.com Bowl*  
**2007** Chris Johnson, RB/KR  
*ECU MVP, Sheraton Hawai'i Bowl*  
**2008** Darryl Freaney, WR  
*ECU Offensive MVP,*  
*AutoZone Liberty Bowl*  
Nick Johnson, LB  
*ECU Defensive MVP,*  
*AutoZone Liberty Bowl*  
**2009** Dominique Lindsay, RB  
*ECU Offensive MVP,*  
*AutoZone Liberty Bowl*  
Chris Mattocks, LB  
*ECU Defensive MVP,*  
*AutoZone Liberty Bowl*  
**2013** Vintavious Cooper, RB  
*ECU MVP, Beef 'O' Brady's Bowl*

# Pirate Awards — Active

## Most Valuable Player

1938 Bill Shelton  
 1939 Mervin Frazelle  
 1962 Maurice Allen  
 1963 Maurice Allen  
 1964 Bill Cline  
 1965 Norman Swindell  
 1966 Johnny Crew  
 1967 Neal Hughes  
 1968 Billy Wightman  
 1969 Butch Colson  
 1970 George Whitley  
 1971 Will Mitchell  
 1972 Carl Summerell  
 1973 Carl Summerell  
 1974 Danny Kepley  
 1975 Cary Godette  
 1976 Cary Godette  
 1977 Harold Randolph  
 2010 Dwayne Harris  
 2011 Jeremy Grove  
 2012 Justin Hardy  
 2013 Shane Carden  
 2014 Shane Carden  
 2015 Zay Jones  
 2016 Zay Jones  
 2017 Quay Johnson  
 2018 Nate Harvey  
 2019 **Holton Ahlers**  
 2020 Team (*pandemic*)

## Most Valuable Player - Offense

1978 Eddie Hicks  
 1979 Leander Green  
 1980 Anthony Collins  
 1981 Tootie Robbins  
 1982 John Floyd  
 1984 Ricky Nichols  
 1985 Tony Baker  
 1986 Anthony Simpson  
 1987 Anthony Simpson  
 1988 Tim James  
 1989 Walter Wilson  
 1990 Luke Fisher  
 1991 Jeff Blake  
 1992 Junior Smith  
 1993 Junior Smith  
 1994 Junior Smith  
 1995 Jerris McPhail  
 1996 Marcus Crandell  
 1997 Troy Smith  
 1998 Troy Smith  
 1999 Marcus Crandell  
 2000 David Garrard  
 Marcellus Harris  
 2001 Leonard Henry  
 2003 Marvin Townes  
 2004 James Pinkney  
 2010 Dominique Davis  
 Willie Smith  
 2011 Justin Hardy

2012 Shane Carden  
 2013 Justin Hardy  
 2014 Justin Hardy  
 2015 Blake Kemp  
 2016 James Summers  
 2017 Quay Johnson  
 2018 Trevon Brown  
 2019 **Holton Ahlers**  
 2020 Team (*pandemic*)

## Most Valuable Player - Defense

1974 Danny Kepley  
 1975 Cary Godette  
 1976 Cary Godette  
 1977 Harold Randolph  
 1978 Zack Valentine  
 1979 Mike Brewington  
 1980 Jeffrey Warren  
 1982 Jody Schulz  
 1983 Mike Grant  
 1984 Tyrone Johnson  
 1985 Kevin Walker  
 1987 Vinson Smith  
 1988 Shannon Boling  
 1989 Anthony Thompson  
 1990 Robert Jones  
 1991 Robert Jones  
 1992 Tony Davis  
 1993 Bernard Carter  
 1994 John Krawczyk  
 1995 Morris Foreman  
 1996 Carlos Brown  
 1997 Roderick Coleman  
 1998 Roderick Coleman  
 1999 Jeff Kerr  
 2000 Mbayo Ahmadu  
 2001 Pernell Griffin  
 2003 Chris Moore  
 2004 Chris Moore  
 2010 Josh Smith  
 2011 Jeremy Grove  
 2012 Derrell Johnson  
 2013 Damon Magazu  
 2014 Brandon Williams  
 2015 Zeek Bigger  
 2016 Dayon Pratt  
 2017 Kiant Anderson  
 2018 Nate Harvey  
 2019 Kendall Futrell  
 2020 Team (*pandemic*)

## Most Valuable Player - Special Teams

1978 Fred Chavis  
 Bill Lamm  
 1979 Keith Golden  
 1980 Keith Golden  
 1981 Chuck Bushbeck  
 Smokey Norris  
 1982 Jeff Heath  
 1983 Henry Williams  
 Jeff Bolch

Stuart Ward  
 1984 Henry Williams  
 Joe Bolch  
 1985 Tony Smith  
 Bruce Simpson  
 1986 Chuck Berleth  
 Vinson Smith  
 1987 Tony Smith  
 Roswell Streeter  
 1988 Matt McLaughlin  
 John Jett  
 1989 Brian McPhatter  
 Jerry Dillon  
 1990 Dion Johnson  
 Donald Porch  
 1991 Dion Johnson  
 Charles Howard  
 1992 Morris Foreman  
 1993 Chad Holcomb  
 1994 Jerris McPhail  
 E.J. Gunthrope  
 1995 Tavares Taylor  
 1996 Freddie Claybrooks  
 Kevin Monroe  
 1997 Jason Shell  
 1998 Andrew Bayes  
 1999 Kevin Monroe  
 2000 Keith Stokes  
 2001 Jarad Preston  
 Antwaun Cook  
 2003 Ryan Dougherty  
 2004 Travis Williams  
 2010 Rahkeem Morgan  
 2011 Mike Barbour  
 2012 Trent Tignor  
 2013 Trent Tignor  
 2014 Warren Harvey  
 2015 Worth Gregory  
 2016 Worth Gregory  
 2017 Caleb Pratt  
 2018 Jake Verity  
 2019 Jake Verity  
 2020 Team (*pandemic*)

## Newcomer-of-the-Year

1982 Curtis Wyatt  
 Kevin Banks  
 1983 Henry Williams, Offense  
 Tyrone Johnson, Defense  
 1984 David Kramer, Offense  
 Keith Ford, Defense  
 1985 Bubba Waters  
 Ken Bourgeois  
 1986 Grant Lowe  
 Henry Ferraro  
 1987 Derrick Parker  
 1988 Al Whiting, Offense  
 Chris Hall, Defense  
 1989 Tom Scott, Offense  
 Derrick Fields, Defense  
 1990 Dion Johnson, Offense  
 Bernard Carter, Defense

1991 Greg Grandison  
 1992 Morris Letcher  
 1993 Daren Hart  
 1994 Jason Nichols  
 1995 Travis Darden  
 1996 Danny Moore  
 1997 Jeff Kerr  
 1998 Pernell Griffin  
 1999 Keith Stokes  
 2000 Brian Rimpf, Offense  
 Vonta Leach, Defense  
 2001 Marvin Townes  
 2003 Erode Jean  
 2004 Chris Johnson  
 2010 Michael Barbour,  
 Special Teams  
 Lance Lewis, Offense  
 2011 Danny Webster  
 2012 Vintavious Cooper  
 2013 Cam Worthy  
 2014 Quincy McKinney  
 2015 James Summers  
 2016 Colby Gore  
 2017 Cannon Gibbs  
 2018 **Holton Ahlers**  
 2019 **C.J. Johnson**  
 2020 **Rahjai Harris**

## Rick Bankston Memorial Award (Outstanding Scout Teams Player)

1977 Eddie Murphy  
 1978 Dennis Mulholland  
 1979 Larry O'Roark  
 1980 Robert Boykins  
 1981 Reggie Branch, Offense  
 Martin Daniel, Defense  
 1982 Robert Fuller  
 Brian Herndon  
 1983 Randy Lowry, Offense  
 Scott Lewis, Defense  
 1985 Bernie Gyant, Offense  
 Carl Carney, Defense  
 1986 Carl Barkers, Offense  
 Mike Applewhite,  
 Defense  
 1987 Carl Barkers, Offense  
 R.L. Beeman, Defense  
 1988 Rich Cameron, Offense  
 Ernie Lewis, Defense  
 1989 Schizo Sherman, Offense  
 Travis Uzzell, Defense  
 1990 Damon Wilson, Offense  
 Greg Smith, Offense  
 Reggie Robinson,  
 Defense  
 Fred Walker, Defense  
 1991 Derek Hall, Offense  
 David Crumbie, Defense  
 Carlos Blake,  
 Special Teams  
 1992 Marcus Crandell, Offense  
 Lamont Burns, Defense

- E.J. Gunthrope, Special Teams
- 1993** Bruce Pearson
- 1994** Scott Harley, Offense  
Deeone McKeithan, Defense
- 1995** Damon Davis, Offense  
Jeff Kerr, Defense  
Freddie Claybrooks, Defense
- 1996** Bobby Weaver, Offense  
Marc Yellock, Defense
- 1997** David Garrard, Offense  
Pernell Griffin, Defense
- 1998** Antwane Yelverton, Offense  
Erik Hines, Defense
- 1999** Kevin Jackson
- 2000** Desmond Robinson, Offense  
Christian Wasielewski, Defense
- 2001** Dominique Hatcher, Offense  
Josh Chilsom, Defense
- 2003** Tyrece Hayden, Offense  
Craig Harper, Defense
- 2004** Davon Drew, Offense  
Jarrett Wiggins, Defense
- 2005** Rob Kass, Offense  
Scotty Robinson, Defense  
Ronald Wright, Special Teams
- 2006** Travis Melvin, Offense  
Khalif Mitchell, Defense  
A.J. Johnson, Special Teams
- 2007** Cory Dowless, Offense  
Maurice Mercer, Defense  
Kurtis von Bargaen, Special Teams
- 2008** Kemory Mann, Offense  
Kurtis von Bargaen,c,Defense  
Leonard Paulk, Special Teams
- 2009** Joe Sloan, Offense  
Matt Milner, Defense  
Jeremy Davis, Special Teams
- 2010** Maurice Falls, Offense  
James Craig, Defense
- 2011** Shane Carden, Offense  
Terry Biles, Defense
- 2012** Calvin Easter, Offense  
Drayvon Fairley, Defense
- 2013** Jonathon Weymann, Offense  
Joe Allely, Defense
- 2014** Jacen Murphy, Offense  
Drayvon Fairley, Defense

- 2015** Philip Nelson, Offense  
Trevian Hicks, Defense
- 2016** Hussein Howe, Offense  
Michael Swift, Defense
- 2017** Caiden Norman, Offense  
Rowe Mellott, Defense
- 2018** **Tyler Snead, Offense**  
Rowe Mellott, Defense
- 2019** Cam Coleman, Offense  
**Jonathan Coleman II, Defense**  
Caiden Norman, Special Teams
- 2020** **Ryan Stubblefield, Offense**  
**Dru Dotter, Defense**  
Caiden Norman, Special Teams

**Rock Roggeman Heart of the Pirate Award**

- 2000** Antwane Yelverton
- 2001** Marcus White
- 2005** Lorenza Pickett
- 2006** Shauntae Hunt
- 2007** Matt Butler
- 2008** Leon Best
- 2009** Terence Campbell
- 2010** Dekota Marshall
- 2011** Andrew Bodenheimer, Offense  
Damon Magazu, Defense
- 2012** Will Simmons, Offense  
Jacobi Jenkins, Defense
- 2013** Adhem Elsawi, Offense  
Kyle Tudor, Defense
- 2014** Zay Jones, Offense  
Brandon Williams, Defense
- 2015** Jimmy Williams, Offense  
Terrell Richardson, Defense
- 2016** Jimmy Williams, Offense  
Fred Presley, Defense
- 2017** Garrett McGhin, Offense  
Devon Sutton, Defense
- 2018** Garrett McGhin, Offense  
Michael Swift, Defense
- 2019** Alex Turner, Defense
- 2020** **Tyler Snead, Offense**

**Jerry T. Brooks Award (Academic Achievement)**

- 1979** Rocky Butler  
Henry Trevathan
- 1980** Rocky Butler  
Vern Davenport
- 1981** Larry Brobst  
Jeff Bolch
- 1982** Jeff Heath
- 1983** Gerry Rogers  
Chuck Northcutt



Tyler Snead

- 1984** Daniel Cole
- 1985** Bill Carver
- 1986** Bill Carver
- 1987** Medrick Rainbow
- 1988** Bill Carver
- 1989** R.L. Beeman
- 1990** R.L. Beeman
- 1991** Deke Owens
- 1992** Deke Owens
- 1993** Greg Smith
- 1994** Junior Smith
- 1995** Aaron Black
- 1996** Dan Gonzalez
- 1997** Dan Golzalez  
Larry Shannon
- 1998** Dwayne Ledford
- 2000** Carlos Ochoa

- 2001** Chris Nelson
- 2003** Richard Hourigan
- 2004** Shawn Levesque
- 2005** Shawn Levesque
- 2006** Ryan Dougherty  
C.J. Wilson
- 2007** Joe Sloan
- 2008** Joe Sloan
- 2009** Joe Sloan  
Patrick Pinkney  
Dekota Marshall
- 2010** Matt Milner
- 2011** Matt Milner
- 2012** Adhem Elsawi  
Matt Milner
- 2013** Adhem Elsawi  
Warren Harvey

2014 Kurt Benkert  
Warren Harvey  
2015 Dalton Montgomery  
Austin Teague  
2016 Dalton Montgomery  
2017 Dalton Montgomery  
2018 Dalton Montgomery  
Alex Turner  
2019 Rowe Mellott  
2020 **Fernando Frye**

**Team Captains**

1932 Bud Bullock  
1933 Henry Rivers  
1936 Lex Ridenhour  
1937 Priny Carpenter  
1938 Bill Shelton  
1939 Mervin Frazelle  
1940 Walter Rodgers  
1941 Jim Gianakas  
1947 John Wyatt  
1948 John Wyatt  
Frank Holocher  
1949 Ray Aury  
Keith Kilpatrick  
1950 Johnny Smith  
Buck Wilson  
1951 Jesse Aldridge  
Dwight Shoe  
Dennis Smith  
1952 Dwight Shoe  
Dennis Smith  
1953 Jack Britt  
Bobby Hodges  
1954 John Hayes  
Willie Holland  
1955 Dick Cherry  
Harold O'Kelley  
1956 Dick Cherry  
Ray Pennington  
1957 Dick Monds  
Ken Burgess  
1958 Lynn Barnett  
Ralph Zehring  
1959 Bill Cain  
Ed Emory  
1960 Glenn Bass  
Chuck Gordon  
1961 Chuck Gordon  
Nick Hilgert  
Clayton Piland  
1962 Dave Smith  
Bill Strickland  
1963 Maurice Allen  
Richard Honeycutt

1964 Dave Bumgarner  
Ted Day  
1965 Mitchell Cannon  
Norman Swindell  
1966 Leroy Cobb  
Johnny Crew  
1967 Nelson Gravatt  
Kevin Moran  
1968 Ben Grieb  
Wayne Lineberry  
1969 Mike Boaz  
Roger Bost  
1970 George Whitley  
Steve Davis  
1971 Rich Peeler  
1972 Jim Post  
Jimmy Creech  
1973 Mike Myrick  
Carl Summerell  
1974 Danny Kepley  
Don Schink  
1975 Cary Godette  
Jimbo Walker  
Bobby Myrick  
Kenny Strayhorn  
1976 Mike Weaver  
Cary Godette  
1977 Jimmy Southerland  
Harold Randolph  
1978 Eddie Hicks  
Terry Gallaheer  
Zack Valentine  
1979 Matt Mulholland  
Mike Brewington  
1980 Theodore Sutton  
Jeffrey Warren  
1981 Mike Grant  
Tootie Robbins  
1982 John Schulz  
Earnest Byner  
Whitley Wilkerson  
1983 Earnest Byner  
Mike Grant  
Reggie Branch  
Lloyd Black  
1984 Jeff Heath  
Tyrone Johnson  
Ricky Nichols  
1985 Tony Baker  
Robert Washington  
Stuart Ward  
1986 Game captains  
1987 Game captains  
1988 Game captains  
1989 Travis Hunter  
Walter Wilson

Anthony Thompson  
Junior Robinson  
1990 Chad Martin  
Donald Porch  
George Koonce  
R.L. Beeman  
1991 Jeff Blake  
Luke Fisher  
Chris Hall  
John Jett  
Robert Jones  
1992 Jerry Dillon  
Tom Scott  
Charles Howard  
Cedric Van Buren  
1993 Carlester Crumpler, Jr.  
Robert Tate  
Jeff Cooke  
1994 Junior Smith  
John Krawczyk  
Leonard Graham  
1995 Morris Foreman  
Kevin Wiggins  
Mark Libiano  
1996 Marcus Crandell  
Daren Hart  
E.J. Gunthrope  
1997 Larry Shannon  
Tabari Wallace  
Dwight Henry  
1998 Danny Moore  
Kendrick Phillips  
Deeone McKeithan  
1999 Derrick Gamble  
Jeff Kerr  
Andrew Bayes  
2000 Samien Jones  
Devone Claybrooks  
Keith Stokes  
2001 David Garrard  
Pernell Griffin  
Kevin Miller  
2002 Christshawn Gilliam  
Kevin Miller  
Antwane Yelverton  
2003 Terrance Copper  
Vonta Leach  
Brian Rimpf  
2004 Cameron Broadwell  
Eric Butler  
Charlie Dempsey  
Chris Moore  
James Pinkney  
2005 Gary Freeman  
Richard Koonce  
Chris Moore

2006 Eric Graham  
Shauntae Hunt  
James Pinkney  
Kasey Ross  
2007 Josh Coffman  
Fred Wilson  
2008 Pierre Bell  
Patrick Pinkney  
Zack Slate  
2009 Van Eskridge  
Patrick Pinkney  
2010 Dominique Davis  
Emanuel Davis  
Dwayne Harris  
Josh Smith  
2011 Dominique Davis  
2012 Andrew Bodenheimer  
Jeremy Grove  
Cody Lyon  
Damon Magazu  
2013 Shane Carden  
Damon Magazu  
Lee Pegues  
Will Simmons  
Trent Tignor  
2014 Shane Carden  
Charlie Coggins  
Justin Hardy  
Chrishon Rose  
Brandon Williams  
2015 DaShaun Amos  
Zeek Bigger  
J.T. Boyd  
Chris Hairston  
2016 DaShaun Amos  
J.T. Boyd  
Zay Jones  
Demetri McGill  
Philip Nelson  
2017 Bobby Fulp  
Garrett McGhin  
Gardner Minshe  
Jimmy Williams  
Jordan Williams  
2018 Cannon Gibbs  
Nate Harvey  
Garrett McGhin  
D'Ante Smith  
2019 **Holton Ahlers**  
Kendall Futrell  
D'Ante Smith  
Alex Turner  
2020 **Holton Ahlers**  
**Fernando Frye**  
**Xavier Smith**  
**Tyler Snead**

# Pirate Awards — Non-Active (1932-2018)

## Swindell Memorial Award

*(Big Team, Little Me)*

- 1966 Leroy Cobb
- 1967 Nelson Gravatt
- 1968 George Wheeler
- 1969 Danny Wilmer
- 1970 George Whitley
- 1971 Rich Peeler
- 1972 Jim Post  
Jimmy Creech
- 1973 Carl Summerell
- 1974 Kenny Moore
- 1975 Bobby Myrick
- 1976 Nick Bullock
- 1977 Terry Gallaher
- 1978 Terry Gallaher
- 1979 Matt Mullholland
- 1980 Vern Davenport
- 1981 Chuck Bushbeck
- 1982 Smokey Norris
- 1983 John Floyd  
Hal Stephens
- 1984 Chris Santa Cruz  
Donald Reid
- 1985 Paul Hoggard
- 1987 Ben Billings
- 1988 Jarrod Moody
- 1989 Charlie Libretto
- 1990 Donald Porch
- 1991 Cedric Van Buren  
Chris Hall
- 1992 Sean McConnell  
Zaim Cunmulaj
- 1993 Greg Floyd
- 1994 Damon Wilson
- 1995 Aaron Black
- 1996 Jamie Gray, Offense  
David Hart, Defense
- 1997 Perez Mattison
- 1998 J.J. McQueen
- 1999 David Burnell  
Kwabena Green
- 2000 Kevin Ward  
Christshawn Gilliam  
Rod Emery
- 2001 Arnie Powell  
Aaron Walker
- 2003 Derek Helms
- 2004 Lorenza Pickett

## E.E. Rawl Memorial Award

*(Character, Scholarship and Athletic Achievement)*

- 1962 Dave Smith
- 1963 Maurice Allen
- 1964 Jerry Tolley
- 1965 Ira Bullard
- 1966 Pete Crane
- 1967 Jimmy Shuffler
- 1968 Ben Grieb
- 1969 Mike Boaz
- 1970 Dwight Flanagan
- 1971 Jack Patterson
- 1972 Kirk Doll

- 1973 Mike Myrick
- 1974 Don Schink
- 1975 Larry Lundy
- 1976 Jake Dove
- 1977 Vince Kolanko
- 1978 Steve Greer
- 1979 Vern Davenport
- 1980 Theodore Sutton
- 1981 Jody Schulz
- 1982 John Robertson
- 1983 John Robertson  
Gerry Rogers
- 1984 Norman Quick
- 1985 Jeff Heath
- 1986 Robert Alexander
- 1987 Ellis Dillahunt
- 1988 Willie Lewis
- 1989 Willie Lewis
- 1990 Keith Arnold
- 1991 Keith Arnold
- 1992 Cedric Van Buren
- 1993 Bernard Carter
- 1994 Dealton Cotton
- 1995 Emmanuel McDaniel
- 1996 Mitchell Galloway
- 1997 Dan Gonzalez
- 1998 Brian Bentley
- 1999 Forrest Foster
- 2000 Carlos Ochoa  
Marc Yellock
- 2001 Brian Rimpf
- 2003 Brian Rimpf
- 2004 Eric Butler

## Lansche Outstanding Senior Award

*(presented by Dr. L.E. Lansche Family)*

- 1962 David Smith
- 1963 Maurice Allen
- 1964 Ted Day
- 1965 Mitchell Cannon
- 1966 Johnny Crew
- 1967 Kevin Moran
- 1968 Jim Flowe
- 1969 George Wheeler
- 1970 George Whitley
- 1971 Monty Kiernan
- 1972 Terry Stoughton
- 1973 Carl Summerell
- 1974 Danny Kepley
- 1975 Ken Strayhorn
- 1976 Cary Godette
- 1977 Terry Gallaher
- 1978 Zack Valentine
- 1979 Leander Green
- 1980 Theodore Sutton

## Janet Overton Outstanding Senior Award

- 1981 Mike Davis
- 1982 Jody Schulz
- 1983 Terry Long
- 1984 Reggie Branch
- 1985 Robert Washington  
Tony Baker

- 1986 Robert Alexander
- 1987 Ellis Dillahunt
- 1988 Jarrod Moody
- 1989 Todd Drugac  
Mike Applewhite
- 1990 George Koonce
- 1991 Luke Fisher
- 1992 Ernie Lewis
- 1993 Reggie Robinson
- 1994 Terry Tilghman
- 1995 Walter Scott
- 1996 Scott Richards  
Lorenzo West
- 1997 Linwood DeBrew
- 1998 Buck Collins  
Kelvin Suggs
- 1999 Tomha McMillan
- 2000 Bobby Parker  
Jahi Smart
- 2001 Greg LeFever
- 2003 Brandon Pope
- 2004 Hagen Mason

## Outstanding Freshman Award

*(presented by WNCT-TV)*

- 1962 Buddy Boverder
- 1963 Keith Sauls
- 1964 Kevin Moran
- 1965 Wayne Lineberry
- 1966 Roger Bost
- 1967 Walter Adams
- 1968 Garland Ballard
- 1969 Jimmy Creech
- 1970 Carl Summerell
- 1971 Danny Kepley
- 1972 Cary Godette
- 1973 Jim Bolding
- 1974 Wayne Bolt
- 1975 Zack Valentine
- 1976 Noah Clark
- 1977 Anthony Collins
- 1978 John Hallow
- 1979 Freddie Jones
- 1980 Earnest Byner
- 1981 Jimmy Walden  
Steve Johnson
- 1982 Tony Baker  
Larry Berry
- 1983 Darrell Speed  
Gary London
- 1984 Todd Abrams  
John Britt

## Outstanding Player Award

*(presented by Alpha Phi Omega)*

- 1962 Bill Cline
- 1963 Frankie Galloway
- 1964 Dave Alexander
- 1965 Dave Alexander
- 1966 Kevin Moran
- 1967 Butch Colson
- 1968 Billy Wightman
- 1969 Billy Wightman

- 1970 George Whitley
- 1971 John Casazza
- 1972 Carlester Crumpler
- 1973 Carlester Crumpler
- 1974 Danny Kepley
- 1975 Jim Bolding
- 1976 Cary Godette
- 1977 Harold Randolph

**Most Valuable Offensive Blocker Award**

- 1940 Russell Rogerson
- 1962 Ted Day
- 1963 Ted Day
- 1964 Colin Quinn
- 1965 Corie McRae
- 1966 Walter Bostic
- 1967 Kevin Moran
- 1968 Worth Springs
- 1969 Butch Colson
- 1970 Paul Haug
- 1971 Jack Patterson  
Paul Haug
- 1972 Les Strayhorn
- 1973 Greg Troupe
- 1974 Jimbo Walker
- 1975 Jimbo Walker
- 1976 Wayne Bolt
- 1977 Wayne Bolt
- 1978 Mitchell Smith  
Wayne Inman
- 1979 Wayne Inman
- 1980 Tootie Robbins  
Tony Hensley
- 1981 Tootie Robbins
- 1982 Terry Long
- 1983 Terry Long
- 1984 Tim Mitchell
- 1985 Greg Thomas
- 1986 Greg Thomas
- 1987 Kyle Condrey
- 1988 Grant Lowe
- 1989 Stewart Southall  
Grant Lowe
- 1990 Tom Scott
- 1991 Tom Scott
- 1992 Tom Scott
- 1993 Carlester Crumpler, Jr.
- 1994 Ron Suddith
- 1995 Kevin Wiggins
- 1996 Lamont Burns
- 1997 Stacey Whitehead
- 1998 Mondell Corbett
- 1999 Sherwin Lacewell
- 2000 Sherwin Lacewell
- 2001 Doug White

**Best Blocking Back Award**

- 1977 Willie Hawkins
- 1978 Theodore Sutton
- 1979 Theodore Sutton
- 1980 Mike Hawkins
- 1981 Harold Blue  
Roy Wiley

**James E. Jones Scholarship Award**

- 1991 Ken Burnette
- 1992 Nick Wilson

**Blackbeard Award (Great Plays)**

- 2005 James Pinkney, Offense  
Kasey Ross, Defense  
Robert Lee, Special Teams
- 2006 James Pinkney, Offense  
Kasey Ross, Defense  
Ryan Dougherty, Special Teams
- 2007 Chris Johnson, Offense  
Van Eskridge, Defense  
Mike Hickman, Special Teams
- 2008 Davon Drew, Offense  
Van Eskridge, Defense  
Matt Dodge, Special Teams
- 2009 Dwayne Harris, Offense  
Van Eskridge, Defense  
Matt Dodge, Special Teams

**Crunch Award (Big Hit)**

- 2005 Gary Freeman, Offense  
Josh Chilsom, Defense  
Derehl Staton, Special Teams
- 2006 Josh Coffman, Offense  
Wendell Chavis, Defense  
Leon Best, Special Teams
- 2007 Matt Butler, Offense  
J.J. Milbrook, Defense  
J.J. Milbrook, Special Teams
- 2008 Doug Palmer, Offense  
Nick Johnson, Defense  
Chris Mattocks, Special Teams
- 2009 Terence Campbell, Offense  
Kevin Gidrey, Offense  
Nick Johnson, Defense  
Jacobi Jenkins, Special Teams

**Effort Award**

- 2005 Eric Graham, Offense  
Chris Moore, Defense  
Ryan Dougherty, Special Teams
- 2006 Bobby Good, Offense  
Zack Slate, Defense  
Jay Sonnhalter, Special Teams
- 2007 Chris Johnson, Offense  
Zack Slate, Defense  
Melvin Patterson, Special Teams
- 2008 Dwayne Harris, Offense  
Zack Slate, Defense  
T.J. Lee, Special Teams
- 2009 Dwayne Harris, Offense  
Van Eskridge, Defense  
Josh Smith, Defense  
Dekota Marshall, Special Teams

**Janet Overton Decal Awards**

- 2005 James Pinkney, Offense (49)  
Chris Johnson, Offense (45)  
Zach Baker, Defense (32)  
Shauntae Hunt, Defense (31)  
Robert Lee, Special Teams (29)
- 2006 Kort Shankweiler, Offense (40)  
Zack Slate, Defense (63)  
Ryan Dougherty, Special Teams (23)
- 2007 Chris Johnson, Offense (95)  
Van Eskridge, Defense (40)  
Mike Hickman, Special Teams (35)
- 2008 Davon Drew, Offense (52)  
Cory Dowless, Offense (41)

- Nick Johnson, Defense (74)  
C.J. Wilson, Defense (52)  
Wilson Raynor, Special Teams (27)
- 2009 Dwayne Harris, Offense (81)  
Terence Campbell, Offense (46)  
Nick Johnson, Defense (55)  
Linval Joseph, Defense (43)  
Scotty Robinson, Defense (43)  
C.J. Wilson, Defense (43)  
Ben Hartman, Special Teams (28)

**Most Improved - Offense**

- 1982 Kevin Ingram
- 1983 Tim Dumas  
Tim Mitchell
- 1984 Darrell Speed
- 1985 Anthony Simpson
- 1986 Matt McLaughlin
- 1987 Travis Hunter
- 1988 Tim Orr
- 1989 Michael Rhett
- 1990 Jeff Blake
- 1991 Hunter Gallimore
- 1992 Peter Zophy
- 1993 Ken Crawford
- 1994 Mitchell Galloway
- 1995 Lamont Burns
- 1996 Scott Harley
- 1997 Jason Nichols
- 1998 Corey Russell
- 1999 LaMont Chappell
- 2000 Leonard Henry
- 2001 Art Brown
- 2003 Gary Freeman
- 2004 Kevin Roach
- 2010 Giovanni Ruffin
- 2011 Steven Baker
- 2012 Robert Jones
- 2013 Jordan Davis  
Bryce Williams
- 2014 Ike Harris
- 2015 Bryce Williams

**Most Improved - Defense**

- 1982 Steve Hamilton
- 1983 Kenny Phillips  
Maury Banks  
Jeff Pegues
- 1984 James Martin
- 1985 Willie Mack
- 1986 Shannon Boling
- 1987 Ernie Logan
- 1988 Shane Hubble
- 1989 Reeves Spainhour
- 1990 Jerry Dillon
- 1991 Greg Gardill
- 1992 Bernard Carter
- 1993 Jeff Cooke
- 1994 Emmanuel McDaniel
- 1995 Carlos Brown
- 1996 B.J. Crane
- 1997 Brian Johnson
- 1998 Brian Johnson
- 1999 Norris McCleary
- 2000 Charlie Robinson
- 2001 Charlie Robinson

Ja'Waren Blair  
 2003 Shauntae Hunt  
 2004 Dontre Brown  
 2010 Melvin Patterson  
 2011 Cliff Perryman  
 2012 Gabe Woullard  
 2013 Detric Allen  
     Brandon Williams  
 2014 Fred Presley  
 2015 Yiannis Bowden

**Player-of-the-Year - Offensive Line**

2010 Cory Dowless  
 2011 Will Simmons  
 2012 Will Simmons  
 2013 Will Simmons  
 2014 Taylor Hudson  
 2015 J.T. Boyd

**Player-of-the-Year - Wide Receiver**

2010 Dwayne Harris  
 2011 Lance Lewis  
 2012 Andrew Bodenheimer  
 2013 Zay Jones  
 2014 Cam Worthy  
 2015 Trevon Brown

**Player-of-the-Year - Running Back**

2010 Jonathan Williams  
 2011 Torrance Hunt  
 2012 Reggie Bullock  
 2013 Vintavious Cooper  
 2014 Breon Allen

2015 Chris Hairston

**Player-of-the-Year - Defensive Line**

2010 Josh Smith  
 2011 Michael Brooks  
 2012 Lee Pegues  
 2013 Terrell Stanley  
 2014 Chrishon Rose  
 2015 Johnathon White

**Player-of-the-Year - Linebacker**

2010 Dustin Lineback  
 2011 Daniel Drake  
 2012 Kyle Tudor  
 2013 Derrell Johnson  
 2014 Zeek Bigger  
 2015 Montese Overton

**Player-of-the-Year - Defensive Back**

1982 Clint Harris  
 2010 Bradley Jacobs  
 2011 Emanuel Davis  
 2012 Damon Magazu  
 2013 Adonis Armstrong  
 2014 Lamar Ivey  
 2015 DaShaun Amos

**Offensive Big Man-of-the-Year**

2016 J.T. Boyd  
 2017 Brandon Smith  
 2018 Garrett McGhin

**Defensive Big Man-of-the-Year**

2016 Demetri McGill

2017 Alex Turner  
 2018 Alex Turner

**Offensive Skill Player-of-the-Year**

2016 Zay Jones  
 2017 Trevon Brown  
 2018 Trevon Brown

**Defensive Skill Player-of-the-Year**

2016 DaShaun Amos  
 2017 Colby Gore  
 2018 Devon Sutton

**Winning Edge Award (*Outstanding Attitude*)**

2016 Kiante Anderson  
 2017 Kiante Anderson  
 2018 Alex Turner

**Iron Man Award (*Most Snaps Played*)**

2016 J.T. Boyd  
 2017 Brandon Smith  
 2018 Cortez Herrin

**Morris Foreman Iron Pirate Award (*Strength & Conditioning*)**

2011 Dominique Davis  
 2012 Andrew Bodenheimer  
 2013 Zico Pasut  
 2014 Detric Allen  
 2015 Rocco Scarfone  
 2016 Cam White  
 2017 Jordan Williams  
 2018 Garrett McGhin



Garrett McGhin

# All-Time Letterwinners

A		
Abernathy, James A. (E)	Hilderbran, N.C.	65
Abeyounis, Kelly		32
Adams, Amos (SE)	High Point, N.C.	83-86
Adams, Anthony (S)	Greenville, N.C.	99-02
Adams, Antwan (S)	Greenville, N.C.	99-02
Adams, Calvin (FS)	High Point, N.C.	82-84
Adams, Frank (T)	Goldsboro, N.C.	68-69
Adams, Nate (RB)	Fuquay-Varina, N.C.	77
Adams, Stefan (FL)	High Point, N.C.	81-84
Adams, Walter (T)	Deptford, N.J.	68-69
Adkins, Jimmy (E)	Kinston, N.C.	66-68
<b>Ahlers, Holton (QB)</b>	<b>Greenville, N.C.</b>	<b>18-20</b>
Ahmadu, Mbayo (DL)	Washington, D.C.	97-00
Albertson, Bill (T)	Kinston, N.C.	62
Aldridge, Jesse (G)	Greenville, N.C.	50-51
Aldridge, Mike (E)	Greenville, N.C.	69-70
Alexander, Dave (FB)	Washington, N.C.	63-65
Alford, Ott (E)	Laurinburg, N.C.	50
Allely, Joe (OLB)	Vienna, Va.	14-15
Allen, Breon (RB)	South Daytona, Fla.	13-14
Allen, Detric (DB)	Norwood, N.C.	12-14
Allen, Huey (FB)	Wendell, N.C.	55
Allen, Jack (C)	Farmville, N.C.	54-55
Allen, Jimmy (T)	Farmville, N.C.	54
Allen, Maurice (FB)	Henderson, N.C.	61-63
Allen, Rodney (K)	Henderson, N.C.	77-80
Allen, Sean (OL)	Wilson, N.C.	06-09
Allison, Antonio (DL)	Statesville, N.C.	08,10-11
Allison, Aundrae (WR)	Kannapolis, N.C.	05-06
Allred, Perry (FB)	High Point, N.C.	78
Allsbrook, Tom (HB)	Scotland Neck, N.C.	51-54
Aloia, Joey (SS)	North Brunswick, N.J.	84-86
Alston, Richard (WR)	Warrenton, N.C.	99-02
Aman, Howard (HB)	Jacksonville, N.C.	35
Amos, DaShaun (DB)	Midlothian, Va.	13-16
Anderson, Devin (RB)	Henderson, N.C.	15-17
Anderson, Kiante (OLB)	Greenville, N.C.	16-17
Anderson, Michael (QB)	Decatur, Ga.	91-92
Anderson, Randall (OLB, DL)	New Castle, Del.	15-16
Andrews, Henry		46-47
Andrews, Jay (L)	Louisville, Ky.	63-65
Andrews, Sam (T)	Roseboro, N.C.	36
Angus, Alex (OLB)	Browns Summit, N.C.	20
Answer, Joe (G)	Greenville, N.C.	53
Applewhite, Mike (DT)	Henderson, N.C.	87-89
Armstrong, Adonis (DB)	Clinton, Miss.	12-13
Armstrong, C.O.		32
Armstrong, Jackie (WR)	South Bend, Ind.	86
Arnold, Keith (C)	Kennesaw, Ga.	88-91
Arrington, Dayon (WR)	Silver Spring, Md.	10-11
Ashford, Theodore (WR)	Durham, N.C.	74
Atkinson, Lee (HB)	New Bern, N.C.	57-58
Auerback, Al (T)	Greenville, N.C.	49-51
Austin, Melvyn (WB)	Charlotte, N.C.	68-69
Autry, Jeff (DE)	Covington, Ga.	82
Autry, Raz (G)	Dunn, N.C.	48-49
Ayers, Adrian (HB)	Rocky Mount, N.C.	35-37

Bailey, Bobby		46
Bailey, Demage (DL)	Clayton, N.C.	14-17
<b>Bailey, Sean (OL)</b>	<b>Cumming, Ga.</b>	<b>18-20</b>
Baird, Tony (ILB, DE)	Virginia Beach, Va.	16-18
Baity, T.C. (FB)	High Point, N.C.	09
Baker, Mike (LB)	Kinston, N.C.	68
Baker, Chris (LB)	Greenville, Miss.	11
Baker, Steven (OL)	Rocky Mount, N.C.	08-11
Baker, Tony (TB)	High Point, N.C.	82-85
Baker, Zach (FS)	Tucson, Ariz.	04-05
Ballard, Darnel (RB)	Fayetteville, N.C.	09
Ballard, Garland (T)	New Bern, N.C.	69
Banks, Kevin (DE)	Gloucester, Va.	82-84
Banks, Maury (OG)	Thomasville, N.C.	81-83
Barbee-Harrington, Bryce (P)	Merritt Island, Fla.	00
Barbour, Michael (PK)	Oyster Bay, N.Y.	10-11
Barker, Larry (C)	Oriental, N.C.	54
Barmore, Des (OL)	Columbus, Ga.	16-17
Barneman, Henry		46-47
Barnes, Auston (P)	Fairview Heights, Ill.	17
Barnes, DaQuan (WR)	Wilmington, N.C.	13,15
Barnes, Teddy (FB)	Wilson, N.C.	52-53
Barnes-Smith, John (RB)	Wendell, N.C.	13
Barnett, Lynn (C)	Alexandria, Va.	56-59
Barnhill, Adrian (LB)	Greenville, N.C.	88-90,92
Barrett, Jack		32
Barrow, Roy (B)		34
Basinger, Sonny (HB)	Concord, N.C.	59-60
Basnight, Dennis		46
Bass, Addison (OT)	Washington, N.C.	72
Bass, Corey (DS)	Raleigh, N.C.	07
Bass, Gorell (G)	Winston-Salem, N.C.	46-49
Bass, Glenn (HB)	Wilson, N.C.	57-60
Bass, Raymond (HB)	Halifax, N.C.	52-53
Bass, Whitty (TB)	Wilson, N.C.	62-64
Batson, Derrek (WR)	Miami, Fla.	92-95
Bayes, Andrew (P)	Hyattsville, Md.	96-99
Bauer, Lew		47
Beale, Harold (E)	Portsmouth, Va.	56-59
Bean, Alden (T)	High Point, N.C.	52
Beard, Billy (DB)	Kannapolis, N.C.	68-69
Beasley, Garrett (DB)	Atlanta, Ga.	91-92
Beavers, Jeton (OLB)	Virginia Beach, Va.	14-15
Beck, Hall Pugh (B)	Lexington, N.C.	37
Beeman, R.L. (DB)	Montgomery, Ala.	88-90
Bell, James (OL)	Lewisston, N.C.	97,99-00
Bell, Pierre (LB)	Vanceboro, N.C.	05-08
Bell, Victor		46-47
Benevento, Fred (TB)	Arlington, Va.	70-71
Benkert, Kurt (QB)	Cape Coral, Fla.	14
Bennett, Gilbert (QB)	Durham, N.C.	50
Bennett, Moe (LB)	Lexington, N.C.	80-83
Bennett, Rick (OT)	Gaithersburg, Md.	73-76
Bennett, Terry (WR)	Miami, Fla.	88,91
Bentley, Andre (LB)	Goldsboro, N.C.	79
Bentley, Brian (DB)	Huntington, N.Y.	95-98
Benton, DaShawn (DB)	Atlanta, Ga.	13-16
Benton, Grover (DB)	Babson Park, Fla.	01
Benzie, Jack (HB)	Rocky Mount, N.C.	49-52
Berleth, Chuck (K)	Chicago, Ill.	86-87
Berman, Mickey (T)	Portsmouth, Va.	48,50
Bernhardt, John (T)	Salisbury, N.C.	64
Berry, Allen		47
Berry, Dave (DB)	Elizabeth City, N.C.	72
Berry, Larry (LB)	New Bern, N.C.	83-86
<b>Berry, Myles (DB/ILB)</b>	<b>Greensboro, N.C.</b>	<b>18-20</b>

Best, Leon (DB)	Kinston, N.C.	05-08	Brenner, Anthony (K)	High Point, N.C.	91
Betesh, Ralph (T)	Brooklyn, N.Y.	69-71	Brett, Claude (G)	Portsmouth, Va.	62
Beverly, Da'Andre (DB)	Ahoskie, N.C.	18	Brewington, Mike (LB)	Greenville, N.C.	76-79
Bigger, Zeek (LB)	Gastonia, N.C.	12-15	Bridges, Michael (DB)	Hickory, N.C.	66-68
Biles, Terry (DE)	High Point, N.C.	14	Bright, Joe (DE)	Chesapeake, Va.	88
Bilodeau, Phil (T)	Manchester, N.H.	67-69	Briglio, Greg (FB)	Easton, Pa.	98
Billings, Ben (TE)	Charlotte, N.C.	86-87	Brill, Dave (T)	Woodstock, Va.	68-69
Bishop, Brandon (WR)	Hookerton, N.C.	13-16	Britt, Jack (HB)	Fairmount, N.C.	50-53
Bishop, Charlie (HB)	Washington, N.C.	55-58	Britt, John (LB)	Hampton, Va.	84
Bishop, Chuck (QB)	Hamlet, N.C.	80-83	Britt, Ralph (FB)	Mount Olive, N.C.	52
Bishop, Zack (OL)	Raleigh, N.C.	99-01	Britton, Donald (E)	Chincoteague, Va.	68-70
<b>Bivens, Bruce (ILB)</b>	<b>Houston, Texas</b>	<b>17-20</b>	Broadhurst, Jack		32
Black, Aaron (DE)	Pringhar, Iowa	94-95	Broadwell, Cameron (K)	Knightdale, N.C.	03-04
Black, Lloyd (TE)	Sanford, N.C.	82-83	Brockmeyer, Justin (RB)	Pasadena, Md.	09
Blacknall, Derek (DB)	Greensboro, N.C.	08-11	Brogden, Jared (CB)	Holly Springs, N.C.	02-03
Blake, Carlos (WR)	Macon, Ga.	92-93	Brogden, Ed (DB)	Turbeville, S.C.	87-90
Blake, Jeff (QB)	Sanford, Fla.	88-91	Brookins, Willie (DE)	W. Palm Beach, Fla.	93-94
Blair, Ja'Waren (DT)	Winston-Salem, N.C.	99-02	Brooks, Jerry (T)	Rockingham, N.C.	54-57
Blanchard, John		32	Brooks, Lawrence (DT)	Elizabeth City, N.C.	83-84
Bland, Tommy (G)	Norfolk, Va.	57	Brooks, Michael (DL)	Roxboro, N.C.	09-12
Bland, Will (WR)	Havelock, N.C.	04-06	Brothers, John (TB)	Rockingham, N.C.	69-70
Blanton, Eric (RB)	Warwick, N.Y.	93-95	Brown, Adrian (G)		38-39, 41
Blue, Harold (RB)	Laurinburg, N.C.	78-81	Brown, Art (RB)	Winston-Salem, N.C.	00-03
Boado, Edward (HB)	Wilmington, N.C.	52-55	Brown, Carl (C)	Lexington, N.C.	64-65
Boateng, Bennett (DT)	Charlotte, N.C.	18	Brown, Carlos (LB)	Elizabeth City, N.C.	93-96
Boaz, Mike (DB)	Fairmont, N.C.	67-69	Brown, Charles		46
Bodenhamer, Bill (OG)	Jacksonville, N.C.	71	Brown, Desi (DB/LB)	Webster Groves, Mo.	11-13
Bodenheimer, Andrew (WR)	Clemmons, N.C.	09-12	Brown, Dontre (DL)	Fayetteville, N.C.	04-06
Boggs, Charles (WB)	Fairfax, Va.	64	Brown, Jim (E)	Raleigh, N.C.	68
Bogle, Johnny (TE)	Point Vedra Beach, Fla.	18	Brown, Johnny (T)	Washington, N.C.	51-53
Bolch, Jeff (P)	Hickory, N.C.	82-84	Brown, Justin (DL)	Greenville, N.C.	15-16
Bolding, Jim (S)	High Point, N.C.	73-76	Brown, Keith (SS)	Harrisburg, Pa.	82-83
Bolger, Larry (OT)	Arnold, Md.	72-73	Brown, Mickey (T)	Asheboro, N.C.	62
Bolin, Paul (CB)	Beulaville, N.C.	75	Brown, Trevon (WR)	Wilmington, N.C.	14-15, 17-18
Boling, Shannon (DE)	Asheville, N.C.	85-88	Browne, C.J. (E)	Asheboro, N.C.	58-59
Bolt, Wayne (OG)	Augusta, Ga.	75-76	Brumsey, Javon (WR)	Elizabeth City, N.C.	10
Booker, Erik (RB)	Newkensington, Pa.	90	Brunson, Devaris (LB)	Lake City, S.C.	13-16
Booth, Jimmy (DL/FB)	Greenville, N.C.	10-13	Bryant, Doug (HB)	Rocky Mount, N.C.	48-49
Booth, Ken (T)	N. Tarrytown, N.Y.	48-49	Bryant, Jamar (WR)	Hamlet, N.C.	06-09
Boothe, Charles (DE)	Ft. Lauderdale, Fla.	92-95	Bryant, Stanley (OL)	Goldsboro, N.C.	07-08
Bosnick, Dave (LB)	Long Island, N.Y.	73-74	Bryant, Walter (DT)	Norfolk, Va.	85-87
Bost, Randy (SS)	Kannapolis, N.C.	82-84	Bryant, Willie (DT)	Glassboro, N.J.	74-75
Bost, Roger (E)	Statesville, N.C.	67-69	Bryson, Marcus (TE)	Laurens, S.C.	98
Bostic, Walter (G)	Warsaw, N.C.	64-66	Buchholz, John (DE)	Southern Pines, N.C.	70-71
Boudreau, Al (FB)	Falls Church, Va.	73-75	Buchholz, Steve (FB)	Dayton, Ohio	66
Bourgeois, Ken (C)	New Orleans, La.	85-86	Bullard, Ikey (BB)	Lumberton, N.C.	63-65
Bovender, Buddy (TB)	Winston-Salem, N.C.	63	Bullard, Larry (K)	Wilmington, N.C.	74
Bowden, Dustin (LB)	Hope Mills, N.C.	03	Bullock, Bud		32
Bowden, Yiannis (OLB)	Kernersville, N.C.	15-16	Bullock, Jeremy (DB)	Littleton, N.C.	08-09
Bowen, Paul (T)	Burgaw, N.C.	33-34	Bullock, Nick (MG)	Durham, N.C.	74-75
Bowens, Pat (FB)	Fayetteville, N.C.	83-86	Bullock, Reggie (RB)	Las Vegas, Nev.	11-12
Bowling, Bryson (WR)	Johnson City, Tenn.	02-05	Bullock, Tommy (DB)	Raleigh, N.C.	67-69
Bowman, Michael (WR)	Wadesboro, N.C.	10-11	Bumgarner, Bobby (E)	Granite Falls, N.C.	60-62
Boyd, Bob (C)	Norfolk, Va.	49	Bumgarner, Dave (E)	Valdese, N.C.	62-64
Boyd, J.T. (OL)	Fort Mill, S.C.	13-16	Bunn, Bubba (TB)	Goldsboro, N.C.	81, 84
Bozman, Vaughn (TE/K)	Crewe, Va.	71	Bunn, Wilton (DT)	Newport News, Va.	72
Braak, Bernie (G)	Castle Hayne, N.C.	67	<b>Burgess, Cole (WR)</b>	<b>Greenville, N.C.</b>	<b>20</b>
Braddy, Stephen (LB)	Washington, N.C.	88-91	Burgess, Ken (G)	Burlington, N.C.	55-57
Bradford, J.D. (E)	Fayetteville, N.C.	52-55	Burke, Greg (DT)	Winston-Salem, N.C.	71-73
Bradley, Bob (E)	Rocky Mount, N.C.	49-51	Burke, Marvin (LB)	Jacksonville, Fla.	93-96
Bradley, Rich (LB)	Collingdale, Pa.	70	Burnell, David (WR/PR)	Fayetteville, N.C.	97-99
Bradley, Tommie (S)	Ft. Pierce, Fla.	04	Burnett, Clay (DT)	Clearwater, Fla.	73-75
Bradt, Ed (T)	Lakehurst, N.J.	49	<b>Burnette, Cam (WR)</b>	<b>Summerville, S.C.</b>	<b>20</b>
Branch, Reggie (RB)	Sanford, Fla.	82-84	Burnette, Ken (LB)	Spruce Pine, N.C.	88-91
Brandon, Rob (DT)	Fuquay, N.C.	74	Burnette, Troy	Greenville, N.C.	32-33
Brandt, Harry (FB)	W. Long Branch, N.J.	64	Burns, Lamont (OL)	Greensboro, N.C.	93-96
Brayboy, Terry (CB)	Zebulon, N.C.	75	Burns, Rashon (TE)	Toms River, N.C.	97-00
Breece, David (B)	Raleigh, N.C.	37	Burston, Curtis (WR)	Apex, N.C.	15
Brennan, Jim (G)	Arlington, Va.	64	Burton, Bill (T)	Hampton, Va.	61-62

Burton, Donald (G)	Roanoke Rapids, N.C.	51-53
Burton, Earl (G)	Charlottesville, Va.	68-69
Bushbeck, Chuck (K)	Philadelphia, Pa.	81
Butler, Eric (LB)	Lexington, N.C.	01-04
Butler, Ivan (DL)	Alexandria, Va.	99
Butler, Jerome (T)		41
Butler, Matt (OL)	Salisbury, N.C.	04-07
Butler, Rocky (C)	Greenville, N.C.	78-80
Butterworth		48
Butts, John (WB)	Orange Park, Fla.	68
Byner, Earnest (RB)	Milledgeville, Ga.	80-83
Bynum, Darren (WR)	Wilson, N.C.	88-90
Byrd, Charles		47
Byrd, Ken (WR)	Wilson, N.C.	89
Byrd, Michael (TE)	Thomasville, N.C.	09-10
Byrd, Reggie (G)	Portsmouth, Va.	49-50
<b>Byrd, Zech (TE)</b>	<b>Millsbrook, Ala.</b>	<b>19-20</b>

**C**

Cacciola, Chris (WR)	Wrentham, Mass.	12-13
Cain, Bill (E)	Rockingham, N.C.	57-59
Cain, William E. (E)	Rockingham, N.C.	53-54
Calfee, Chauncey (B)	Belhaven, N.C.	34
Calfee, Worth (HB)	Belhaven, N.C.	35
<b>Calhoun, Shane (TE)</b>	<b>St. Augustine, Fla.</b>	<b>20</b>
Callahan, Dave (OT)	Cheverly, Md.	70-71
Callahan, Thurston (T)	Whiteville, N.C.	50-52
Camp, Blake (LB)	Lithonia, Ga.	75
Campbell, Don (G)	Salisbury, N.C.	60
Campbell, Paul (G)	Mount Pleasant, N.C.	69
Campbell, Terence (OL)	Maxton, N.C.	06,08-09
Canady, Cary (T)	Lumberton, N.C.	59-60
Canady, Keyshawn (DB)	Wallace, N.C.	17
Canady, Thomas (FB)	Manteo, N.C.	51-52
Cannon, Antonio (WR)	Central, S.C.	12
Cannon, Mitchell (C)	Farmville, N.C.	63-65
Canup, Johnny (WB)	Salisbury, N.C.	63-64
Caparas, Rally (CB)	Charleston, S.C.	83
Cardano, Steve (DT)	Cheverly, Md.	70
Carden, Shane (QB)	Houston, Texas	12-14
Carlos, Devin (ILB)	Jacksonville, N.C.	16-17
Carlson, Ed (E)	Charlotte, N.C.	66
Carney, Carl (OG)	Columbia, S.C.	88
Carpenter, Primrose (G)	New Bern, N.C.	34-37
Carnes, Thomas (OT)	Norfolk, Va.	81-82
Carr, David (TE)	Reisterstown, Md.	86
Carroll, Ken (OT)	Levittown, Pa.	91-94
Carson, Gene (T)		38
Carter, Aaron (DT)	Gaithersburg, Md.	84-85
Carter, Archie (LB)	Wallace, N.C.	71-72
Carter, Bernard (DE)	Tallahassee, Fla.	90-93
Carter, Bob (T)	Williamston, N.C.	50
Carter, Charlie (DB)	Fayetteville, N.C.	77-79
Carter, Dwight (T)	Newport News, Va.	65
Carter, Joe (ILB)	Ponte Vedra, Fla.	14,16-17
Carter, Julian (DB)	New Bern, N.C.	08
Carver, Charles (E)	Williamston, N.C.	50
Carver, William (SE)	Fayetteville, N.C.	85,88
Casazza, John (QB)	Madison Township, N.J.	70-71
Cecot, Felix (C)	Massena, N.Y.	37
Chadwick, Richard		39
Chadwick, William (G)	Jacksonville, N.C.	53
Chambers, Bob (E)	Salisbury, N.C.	52-55
Chambers, Brent (SS)	Spencer, N.C.	80
Chambliss, Jeremy (LB)	Tyrone, Ga.	06-09
Chandler, Russ (OG)	Hendersonville, N.C.	70
Chappell, LaMont (WR)	Roxboro, N.C.	96-99
Charles, Daniel (DB)	Marietta, Ga.	18-19
<b>Chase, Justin (OL)</b>	<b>Chesapeake, Va.</b>	<b>20</b>
Chase, Kyle (DB)	Atlanta, Ga.	03-06

Chavis, Fred (DE)	Dunn, N.C.	75-78
Chavis, Wendell (DL)	Ahoskie, N.C.	05-06
Cheatham, Ricky (QB)	Columbus, Ga.	72
Cheely, Ned (C)	Virginia Beach, Va.	71-73
Cherry, Cecil (G)	Washington, N.C.	62
Cherry, Charlie (E)	Washington, N.C.	53
Cherry, Dick (QB)	Washington, N.C.	53-56
Cherry, Lyn (E)	Durham, N.C.	69
Cherry, Morris (E)	Durham, N.C.	68
Chesson (E)	Roper, N.C.	35
Chesson, Wavely (C)	Washington, N.C.	53-56
Chilsom, Josh (LB)	Suffner, Fla.	02-03,05
Chipok, Tom (QB)	Virginia Beach, Va.	73-74
Christian, Trace (RB)	Longwood, Fla.	18-20
Clair, Bobby (FB)	Hartsville, S.C.	85
Clark, Noah (DT)	Robersonville, N.C.	76-79
Clark, Josh (OL)	Gastonia, N.C.	10-12
Clark, Robert (E)	Tarboro, N.C.	56
Clark, Steve (TE)	Charlottesville, Va.	72
Clarke, Duke (C/LB)	Fort Mitchell, Ky.	69-70
Clary, Earl (K)	Emporia, Va.	69-70
Clay, Brett (QB)	Concord, N.C.	07
Claybrooks, Devone (DL)	Bassett, Va.	97-00
Claybrooks, Freddie (LB)	Decatur, Ga.	96-98
Clayton, L.B., Jr. (T)	Angier, N.C.	65-66,71
Clayton, Ryan (LB)	Raleigh, N.C.	91-92
Cline, Bill (TB)	Raldefse, N.C.	62-64
Cline, Gaither (FB/C)	Gastonia, N.C.	51-54
Cobb, Leroy (T)	Greensboro, N.C.	64-66
Cobb, Marvin (RB/FB)	Raleigh, N.C.	79-82
Cochran, Clenton (LB)	Fayetteville, N.C.	97-98
Cockrell		48
Coggins, Charlie (DS)	Albemarle, N.C.	12-14
Cohen, Harry (LB)	Cameron, N.C.	74
Coffman, Josh (OL)	Palmetto, Fla.	03-04,06-07
Coleman II, Jonathan	Chesterfield, Va.	20
Coleman, Roderick (DL)	Philadelphia, Pa.	95-98
Coleman, Tom (OG)	Miami, Fla.	91
Colenda, Joe (RHB)	Oxford, N.C.	74
Collier, Derrick (WR)	Albany, Ga.	00-01
Collier, Milton (QB)	Portsmouth, Va.	52-55
Collins, Anthony (RB)	Penn Yan, N.Y.	77-80
Collins, Buck (DT/TE)	Thomson, Ga.	94,96-98
Collins, Jimmy (FB)	Durham, N.C.	65
Collins, Wallace (E)	Dover, Del.	64
Colson, Arthur (RB)	Jacksonville, N.C.	82
Colson, Willard "Butch" (FB)	Elizabeth City, N.C.	67-69
Combs, Richard (FB)	Kannapolis, N.C.	73
Commissiong, Darius (DL)	District Heights, Md.	15
Conaty, Pete (QB)	Annandale, Va.	74-76
Conder, Richard (T)	Hamlet, N.C.	55
Condrey, Kyle (OG/C)	Marion, N.C.	86-88
Congleton, Archie (T)	Ahoskie, N.C.	50-52
Conner, Charles		47
Conway, Robert (E)	Greenville, N.C.	54-56
Cook, Antwaun (LB)	Wilmington, N.C.	98-01
Cooke, Charles (T)	Wilmington, N.C.	57-59
Cooke, Jeff (NG)	Sanford, N.C.	90-93
Cooke, Sid (TB)	Colonial Heights, Va.	64
Cooper, Fred (E)	Wilmington, N.C.	41
Cooper, Hank (DB)	Smryna, Ga.	92-95
Cooper, Tommy (TE)	Hendersonville, N.C.	70
Copper, Terrance (WR)	Washington, N.C.	00-03
Cooper, Vintavious (RB)	Homerville, Ga.	12-13
Coprich, Jeffrey (RB)	Watts, Calif.	16
Corbett, Mondell (DL)	Burlington, N.C.	95-98
Corrada, Richard (WB)	Richmond, Va.	68-70
Corsey, Milt (TB)	Westville, N.J.	81-82
Cortese, Richard (T)	Washington, D.C.	64

Cothren, Bill (DB)	Statesville, N.C.	66-68	Davis, Zach (OL)	Jacksonville, Fla.	05
Cotton, Dealton (NG)	Norfolk, Va.	90-92, 94	Day, Ted (G)	Washington, N.C.	62-64
Cotton, Quentin (LB)	High Point, N.C.	06-08	Deans, Tahj (WR)	Bailey, N.C.	17-18
Counter, Tom (SE)	Virginia Beach, Va.	70	DeBrew, Linwood (WR)	Newport News, Va.	94-97
Cox, Boyd	Ayden, N.C.	33	Decker, Brad (DE)	Roseto, Pa.	75
Cox, "Bud"	Ayden, N.C.	33	Dees, Samuel (G)	Greenville, N.C.	36
Cox, Franklin (T)	Plymouth, N.C.	64	DeGrange, David (E)	Elliott City, Md.	64-65
Cox, Matt (DB)	Springfield, Ohio	05	Deming, Jonathan (K)	Richmond, Va.	74
Crabtree, Ed (SN/P)	Dunn, N.C.	94-96	Demon, Gerald (G)	Willet, N.Y.	37
Crabtree, Nick (SN)	Dunn, N.C.	98-99	Dempsey, Charlie (OL)	Jacksonville, N.C.	01-04
Craddock, Chuck (OG)	Richmond, Va.	72	Dennis, Bucky (E)	South Norfolk, Va.	57
Craig, James (LB)	Richmond, Va.	10-12	Dennis, Eddie (QB)	Durham, N.C.	54-55
Crandell, Marcus (QB)	Robersonville, N.C.	93-96	Dennis, George (G)	Norfolk, Va.	56
Crane, B.J. (LB)	College Park, Ga.	93-96	Dennis, Tom (E/T)	Greenville, N.C.	33-36
Crane, Pete (E)	Fayetteville, N.C.	64-66	Derring, Bob (T)	Virginia Beach, Va.	56
Craven, Charles (E)		41	Dickerson, Grady (G)	Henderson, N.C.	52-54
Crawford, Al (G)	Greenville, N.C.	62	Dickerson, Pat (LB)	Raleigh, N.C.	04
Crawford, Ken (OG)	Riviera Beach, Fla.	91-93	Dillahunt, Ellis (DB)	Jacksonville, N.C.	84-87
Creech, Jimmy (C)	Wilmington, N.C.	70-72	Dillon, Jerry (LB/DL)	Lake Placid, Fla.	89-92
Creech, Junior (K)	Smithfield, N.C.	77	Dixon, Justin (LB/DL)	Smithfield, N.C.	10-11
Creech, Tod (OT)	Zebulon, N.C.	88-89	Dobson, Michael (RB)	Mount Airy, N.C.	10-13
Crew, Johnny (C)	Morganton, N.C.	64-66	Dodd, Delayo (WR)	Winston-Salem, N.C.	99-00
Croisietiere, Bill (TE)	Alexandria, Va.	70-72	Dodd, Ken (G)	Norfolk, Va.	64
Crowell, Juwon (WR)	Winston-Salem, N.C.	05-07	Doll, Kirk (DE)	Wichita, Kan.	71-72
Crumbie, David (DB)	Tallahassee, Fla.	92-95	Dodge, Matt (P)	Morehead City, N.C.	07-09
Crump, George (DE)	Chesapeake, Va.	78-81	<b>Donald, Maceo (WR)</b>	<b>Beaufort, N.C.</b>	<b>18-20</b>
Crumpler, Carlester (RB)	Wilson, N.C.	71-73	Donley, Maurice (DT)	Interlachen, Fla.	98-01
Crumpler, Carlester, Jr. (TE)	Greenville, N.C.	90-93	Donohue, Mike (DT)	Levittown, N.Y.	86
Crusie, Mike (LB)	Jacksonville, N.C.	73-75	Dosh, Patrick (QB/LB/FB)	Glen Allen, Va.	04-06
Cumberworth, Terry (OG)	Moline, Ill.	71-72	Dougherty, Ryan (P)	Orlando, Fla.	03-06
Cunmulaj, Zaim (NG)	N. Farmington, Mich.	91-92	<b>Dourseau, Shawn</b>	<b>Peris, Calif.</b>	<b>20</b>
Cunningham, Clarence (HB)	Hopewell, Va.	35	Douthit, Ronnie (DE)	Winston-Salem, N.C.	70
Custer, Alonzo (C/LB)	Green Cove Springs, Fla.	69	Dove, Jake (OT)	Havelock, N.C.	74-76
Cutler, John (G)	Kinston, N.C.	58-59	Dowd, Robert (T)		34
<b>D</b>			Dowless, Cory (OL)	Franklinville, N.C.	06,08-10
<b>D'Abreu, Rick (DL)</b>	<b>Chester, Va.</b>	<b>19-20</b>	Doyle, Jack (OL)	Wake Forest, N.C.	19
Dadisman, Dave (LB)	Dunbar, W.Va.	71-74	Dozier, Bob (T)	Currituck, N.C.	36
Dameron, Tim (SE)	Burlington, N.C.	70-72	Drake, Daniel (LB)	Fayetteville, N.C.	10-12
Dancy, Will (OL)	Graham, N.C.	16	Draughon, Pat (HB)	Clinton, N.C.	57-59
Daniel, Martin (DT)	Danville, Va.	82	Drew, Davon (TE)	New Bern, N.C.	06-08
Daniels, David (RB)	Greenville, N.C.	88-91	Dresback, Joe		32
Danks, Jim (HB)	Van Dyke, Mich.	48-49	Driver, Clayton (WR)	College Park, Ga.	90-92
Danso, Kwaku (DL)	Kumasi, Ghana	08-09	Dross, Mike (FB)	Marietta, Ga.	75-77
Darby, Bill (HB)	Morganton, N.C.	47-50	Drugac, Todd (T)	Boonton, N.J.	87-89
Darden, Travis (NG)	Kelford, N.C.	95-98	Duckett, Damane (DT)	Clemmons, N.C.	00-03
Daub, Tom (FB)	Tower City, Pa.	74-76	Dudash, William (B)	Massena, N.Y.	37-39
Daughtridge, James (C)	Rocky Mount, N.C.	57	Dudley, Jeff (E)	Stella, N.C.	66-68
Daughtry, John (E/FB)	Wilmington, N.C.	49-51	Dudley, Tony (DE)	Clinton, N.C.	71-72
Davenport, BoJack (WR)	Fayetteville, N.C.	87-88	Duke, Skipper (T)	Washington, N.C.	62-64
Davenport, Vern (SE)	Grifton, N.C.	78-80	Dumas, Tim (OT)	McLeansville, N.C.	83-85
Davidson, Bill		40	Dunn, Jack (G)		34
Davis (T)		35	Dupree, Allen		47-48
Davis, Buford (E)	Raeford, N.C.	66	Dutka, William (QB)	New Brunswick, N.C.	53
Davis, Clark (TE)	Wilson, N.C.	71-73	Dye, Tyshon (RB)	Elberton, Ga.	17
Davis, Damon (RB)	Orangeburg, S.C.	96-98	Dyson, Charles (G)	Rockingham, N.C.	57
Davis, Dominique (QB)	Lakeland, Fla.	10-11	<b>E</b>		
Davis, Emanuel (DB)	Manteo, N.C.	08-11	Eanes, William (FB)	Lexington, N.C.	53
Davis, Ike		47-48	Eason, Bob	Greenville, N.C.	32-33
Davis, Jack		46-47	Eason, Rick (OG)	Ayden, N.C.	71-72
Davis, Jeremy (WR)	Warrenton, N.C.	10	Eason, Theo	Spring Hope, N.C.	33-34
Davis, Jordan (OL)	Fort Walton Beach, Fla.	10-13	Easterling, Barriet (DB)	Raeford, N.C.	86
Davis, Mike (DE)	Rocky Mount, N.C.	79-81	Edmondson, Terry (C)	Fayetteville, N.C.	68-70
Davis, Richard (BB)	Bladenboro, N.C.	64	Edwards, Wash (DE)	Lumberton, Miss.	72-73
Davis, Ruffin	Richlands, N.C.	33	Eiduke, Vince (QB)	Washington, Pa.	61-62
Davis, Steve (G)	Smithfield, N.C.	68-70	Eley, Ron (FL)	Ahoskie, N.C.	85
Davis, Tony (LB)	Cambridge, Mass.	91-92	Eller, Chuck (OT)	Bowie, Md.	74
Davis, Vernon (FB)		54	Elliot, Ralph (G)	Shelby, N.C.	37-38
Davis, Vernon (FB)	Clayton, N.C.	58-60	Elliot, Richard (DHB)	Knoxville, Tenn.	69
Davis, Wayne (G)	Warsaw, N.C.	57-60	Elliot, Marvin (DB)	Alexandria, Va.	78-81

Ellis, Leon (G)	Siler City, N.C.	48-50
Ellis, Mike (DB)	Burlington, N.C.	66
Ellis, Robert (WB)	Burlington, N.C.	64-66
Elmore, Gaelin (DE)	Somerset, Wis.	17
Elrod, John (E)	Norman, Okla.	68-69
Elsawi, Adhem (OL)	Saratoga Springs, N.Y.	11-13
Emery, Rod (C)	Greenville, N.C.	98-00
Emodi, Ike (LB)	Durham, N.C.	02-03
Emory, Ed (G)	Lancaster, S.C.	57-59
Epstein, Nath (B)		34
Erickson, Kyle (OL)	Fayetteville, N.C.	15-16
Ervin, Marvin (OT)	Morganton, N.C.	80
Ervin, Mike (TE)	Edenton, N.C.	70
Eskridge, Van (DB)	Shelby, N.C.	06-09
Eure, Mac		47
Eure, Stan (WR)	Chesapeake, Va.	71-73
Evans, Edward		40
Evans, Phoenix (OL)	Kinston, N.C.	99-02
Everette, Pete		46-47

## F

Faircloth, James (C)	Erwin, N.C.	52-53,56-57
Fairley, Drayvon (LB)	Red Springs, N.C.	14
Faison, Damir (TE/DL)	Charlotte, N.C.	19-20
Falls, Maurice (LB)	Belmont, N.C.	11-14
Farmer, Lonnie (LB)	Richmond, Va.	72
Farrare, Larry (WR)	Cambridge, Md.	91
Farrier, Deondre (WR)	Orlando, Fla.	16-19
Faris, Robert K. (K)	Falls Church, Va.	65-67
Farrow, Orlando (LB)	Georgetown, Del.	07
Faulds, Dalton (OL)	Ponte Vedra Beach, Fla.	10
Fearing, Ellie	New Bern, N.C.	46
Felton, Oliver (NG)	Hertford, N.C.	75-78
Ferebee, Francis (FB)	New Bern, N.C.	34-37
Ferguson, Linwood (FB)	Greenville, N.C.	72
Ferraro, Henry (DE)	Inwood, N.Y.	86
Fields, Andre (SE)	Portsmouth, Va.	86,88
Fields, David (DB)	Greensboro, N.C.	74
Fields, Derrick (DB)	Clearwater, Fla.	89-91
Fields, Russell (G)	Greenville, N.C.	63
Fine, Jake (K)	Thomasville, N.C.	89
Fish, Drew (SE)	Fuquay-Varina, N.C.	75-77
Fisher, Luke (TE)	Medford, N.J.	88-91
Flanagan, Dwight (DB)	Edenton, N.C.	67-70
<b>Fleming, Malik (DB)</b>	<b>Fairburn, Ga.</b>	<b>19-20</b>
Flournoy, Jamar (LB)	Valley, Ala.	04,06
Flowe, Jim (DB)	Charlotte, N.C.	66-68
Floyd, Corey (TE)	Trenton, N.J.	98-01
Floyd, Fred (G)	Norfolk, Va.	52
Floyd, Greg (RB/DB)	Anderson, S.C.	90-93
Floyd, Jim (T)	Loris, S.C.	62
Floyd, John (C)	Fairmont, N.C.	80-83
Fly, Jim		48
Foley, Jack, III (TB)	Greenville, N.C.	64
Foots, James (QB)	New Bern, N.C.	35
Forbes, Charles (WB)	Robersonville, N.C.	64-66
Ford, Keith (FS)	Hilton Head, S.C.	84-85
Fordham, Henry (C)	Kinston, N.C.	50-51
Foreman, Morris (DB/LB)	Farmville, N.C.	92-95
Forney (B)	Hopewell, Va.	37
Fort, Harold (LB)	Raleigh, N.C.	75-77
Fossey, Ben (WR)	Denver, Iowa	94
Foster, Forrest (DB)	Clemson, S.C.	96-99
Fournet, Jaison (OL)	Cornelius, N.C.	18-19
Foushee, Eric (DL)	Greensboro, N.C.	02-03
Fox, Brian (OL)	Cumming, Ga.	01-03
Fox, Damarcus (WR)	Greenville, N.C.	01-03
Foxx, Will (OL)	Greensboro, N.C.	14
Fractious, Brandon (RB)	Rancho Cucamonga, Calif.	05-06
Franklin, George (FB)	Mt. Airy, N.C.	86-87

Frazier, Tom (OG)	Maple Hill, N.C.	72-73
Frazzelle, Mervin	Richlands, N.C.	39
Frederick, Rick (FL)	Goldsboro, N.C.	70-72
Freeman, Anthony (DB)	Potomac, Md.	91-92
Freeman, Charles (TE)	Clearwater, Fla.	88-89
Freeman, Gary (OL)	Chesapeake, Va.	02-05
Freeneay, Darryl (WR)	Suffolk, Va.	08-09
Freer, James (DB)	Rocky Mount, N.C.	77-80
French, Alexander (RB)	Warner Robins, Ga.	75-77
Friedland, Frank (G)	Newport News, Va.	61
<b>Frye, Fernando (OL)</b>	<b>Erie, Pa.</b>	<b>18-20</b>
Fuller, Duce (WR)	Greenville, N.C.	18
Fulp, Bobby (DB)	Midlothian, Va.	14-17
Furlow, Shawn (RB)	Midlothian, N.C.	15-16
Furr, Hunter (RB)	Lewisville, N.C.	12
Futrell, Charles (B)		38
Futrell, Kendall (LB/DE)	Winterville, N.C.	16-19

## G

Gagnon, Carter (WR)	Greenville, N.C.	11
Gainey, Mike (TE)	Suffolk, Va.	85-86
Gallahan, Chris (LB)	Alexandria, Va.	70
Gallaher, Terry (SE)	Warner Robins, Ga.	75-78
Gallimore, Hunter (WR)	Wilson, N.C.	88-91
Galloway, Frank (HB)	Wilson, N.C.	61-63
Galloway, Mitchell (WR)	Bennettsville, S.C.	93-96
Gamble, Derrick (OT)	Neptune, N.J.	98-99
Gammon, G.R. (G)		34
Ganzert, Kent (LHB)	Winston-Salem, N.C.	74
<b>Garcia, Mason (QB)</b>	<b>Myrtle Beach, S.C.</b>	<b>20</b>
Gardill, Greg (DE)	Johnstown, Pa.	88-91
Garrard, David (QB)	Durham, N.C.	98-01
Garrett, Stuart (TB)	Newport News, Va.	67-69
<b>Garrison, Henry (DE)</b>	<b>Palisades, N.Y.</b>	<b>20</b>
Gatling, Bladen (OL)	Murfreesboro, N.C.	15-16
Gay, George (FB)	Charlottesville, Va.	66-68
Gay, Paul (B)	Sanford, N.C.	51-53
Gay, Robert (HB)	Wilson, N.C.	53-56
Gaylor, Don (FL)	Nashville, N.C.	86-88
Geary, Jake (LB)	Hillsborough, N.C.	11-14
George, Thomas		48
Gentry, Drew (OL)	Tallahassee, Fla.	11-13
Gianokas, Jimmy (G)		40-41
Gibbs, Cannon (ILB)	Brandon, Miss.	17-18
Gibson, Benny (OT)	Rocky Mount, Va.	72-74
Gibson, Thornwell (QB)	Severn, N.C.	35-36
Gidrey, Kevin (TE/FB)	Virginia Beach, Va.	07-09
Gilliam, Christshawn (LB)	Lewiston, N.C.	99-02
Gilliard, Ron (LB)	Garner, N.C.	84-87
Gilray, Jake (OG)	Sarasota, Fla.	93-95
Glaettli, Harold (C)	Catlett, Va.	64-67
Glass, Milton A. (C)	Hopewell, Va.	65-67
Glass, Milton (E)		38
Glosson, David (C/LB)	Hampton, Va.	69-70
Glover (G)	Morehead City, N.C.	37
Glover, Milton		47
Glover, Rodney (DL)	Jacksonville, Fla.	88
Godette, Cary (DE)	Havelock, N.C.	73-76
Godette, Joe (TE)	Greenville, N.C.	77-79
Godwin, Scott (OL)	Raleigh, N.C.	99-00
Goforth, Lynn (G)	Olin, N.C.	63-64
Golden, Keith (LB)	Madison, N.C.	79
Gonzalez, Dan (QB)	Neptune, N.J.	94-97
Good, Bobby (WR)	Lake Mary, Fla.	03-06
Goodman, Robert (C)	Manassas, Va.	64
Gordon, Carl (E)	Jacksonville, N.C.	69-71
Gordon, Charles (FB)	Clayton, N.C.	54,59-61
Gordon, James (G)	Gastonia, N.C.	58-59
Gore, Colby (DB)	Little River, S.C.	16-19
Gower, James (T)	Norfolk, Va.	49

Grady, Bob (FB)	Kinston, N.C.	49	Hanford, Walter (HB)	Graham, N.C.	59
Graham, Eric (OL)	Richlands, N.C.	04-06	Hannon, Chad (OG)	Greer, S.C.	91
Graham, Leonard (DE)	Miami, Fla.	91-94	Harbaugh, Greg (OG)	Westfield, N.J.	72-74
Grandison, Greg (DB)	Pensacola, Fla.	91-92	Hardee, George (T)	Whiteville, N.C.	50
Granitz, David (QB)	Greenville, N.C.	54	Harden, Reggie (SE)	Windsor, N.C.	79-80
Grant, Bill (E)		41	Hardy, Brian (WR)	La Grange, N.C.	15-16
Grant, Mike (LB)	Charleston Hgts., S.C.	81-83	Hardy, Kelly (DB)	Kinston, N.C.	99-02
Grant, Thomas (WB)	St. Augustine, Fla.	65-67	Hardy, Justin (WR)	Vanceboro, N.C.	11-14
Gravatt, Nelson (BB)	Burkesville, Va.	65-67	Harley, Scott (RB)	Neptune, N.J.	95-96
Gray, Jamie (OG)	Phoenixville, Pa.	94-96	Harmon, Sean (TE)	Edmond, Okla.	04-05
Gray, Malik (WR)	Inman, S.C.	16-17	Harner, Grant (OL)	Jacksonville, Fla.	10-12
Graybill, George (E)	Buies Creek, N.C.	50-51	Harper, Denell (RB)	Chesapeake, Va.	87-89
Grayson, Davon (WR)	Suffolk, Va.	13-15,17	Harper, T.J. (OL)	Meridian, Miss.	08-09
Grayson, Marquez (RB)	Lexington, N.C.	14	Harrell, Bert (C)	Norfolk, Va.	57
Green, Billy (E)		40-41	Harrell, Sam (RB)	Harrellsville, N.C.	77-79
Green, Kwabena (LB)	Supply, N.C.	97-99	Harris, Aaron (FL)	Washington, D.C.	98,00-01
Green, Leander (QB)	Fayetteville, N.C.	77-79	Harris, Clint (DB)	Chesapeake, Va.	80-83
Green, Pat (LB)	Winston-Salem, N.C.	14-16	Harris, Delvontae (LB)	Newnan, Ga.	18-19
Green, Terrell (WR)	Charleston, S.C.	14,16-18	Harris, Derrick (WR)	Sone Mountain, Ga.	11-12
Greene, Eddie (E)	Hamlet, N.C.	69	Harris, Dwayne (WR)	Stone Mountain, Ga.	07-10
Greene, Leman		46	Harris, Fred (E)	Hickory, N.C.	69-70
Greer, Steve (QB)	Durham, N.C.	76-78	Harris, Ike (OL)	Irmo, S.C.	12-15
Greeson, James (E)	Gibsonville, N.C.	53-54	Harris, Jimmy (HB)	Warrenton, N.C.	51
Gregory, Worth (P)	Fort Mill, S.C.	14-16	Harris, Marcellus (WR)	Newport News, Va.	97-00
Gregson, Robert (G)	Asheboro, N.C.	59-60	Harris, Phil (G)	Rocky Mount, N.C.	62-63
Grieb, Ben (G)	Alexandria, Va.	66-68	<b>Harris, Rajjai (RB)</b>	<b>Duncan, S.C.</b>	<b>20</b>
Grier, Chad (QB)	Charlotte, N.C.	90	Harris, William		39
Griffin, Fee (NG)	Tabb, Va.	78-81	Harrison, Bucky (LB)	Richmond, Va.	74
Griffin, Pernel (LB)	Williamston, N.C.	98-01	Harrison, Damani (LB)	Ossining, N.Y.	19
Grimes, Churchill (E)	Washington, N.C.	64-66	Harrison, Darrell (LB)	Wake Forest, N.C.	71-72
Grinage, Joe (DL)	Brooklyn, N.Y.	83-85	Hart, Daren (DB)	Winston-Salem, N.C.	93-96
Grinnell, John (C)	Arlington, Va.	73-75	Hart, David (DB)	Winston-Salem, N.C.	93-96
Grisson, Lynnwood (QB)	Wilmington, N.C.	51-52	Hartman, Ben (PK)	Winston-Salem, N.C.	06-09
Grove, Jeremy (LB)	Frederick, Md.	11-13	Harvey, Aaron (DB)	Kansas City, Kan.	91
Gudger, Jim (BB)	Cullowhee, N.C.	67-70	Harvey, Nate (DE)	Knightdale, N.C.	17-18
Guido, Robert (BB)	Hollywood, Fla.	69	Harvey, Warren (PK)	Greenville, N.C.	12-14
Gunthrope, E.J. (DB)	Winston-Salem, N.C.	93-96	Hassell, Ray (E)		34
Gutierrez, Anthony (ILB)	Sherman Oaks, Calif.	16-17	Hatcher, Dominique (DB)	Greensboro, N.C.	99-00,03
Gutowski, Robert (LB)	Amsterdam, N.Y.	74	Hatem, Joe (G)	Buffalo, N.Y.	35,37
Guy (B)	Dunn, N.C.	36	<b>Hatfield, Jsi (WR)</b>	<b>Graham, N.C.</b>	<b>19-20</b>
Guyette, John (T)	Fairless Hills, Pa.	66	Hatsell, Henry (E)	Beaufort, N.C.	35-36
Guzzo, Tony (K)	Norfolk, Va.	68,70	Haug, Paul (OT)	Fenton, Mo.	70-71
<b>H</b>			Hawkins, Josh (DB)	Winston-Salem, N.C.	12-15
Habit, Al (E)	Edenton, N.C.	53	Hawkins, Mike (SE)	Manson, N.C.	78-80
Hagans, Jeff (C)	Greenville, N.C.	77-79	Hawkins, Willie (RB)	Grimesland, N.C.	75-77
Hainston, Chris (RB)	Winston-Salem, N.C.	12-15	Hayes, John (HB)	Durham, N.C.	51-54
Haithcock, Stuart (QB)	Burlington, N.C.	74	Hayes, Junior		47-48
Haji-Badri, Hozey (DL)	Chantilly, Va.	19-20	Haywood, Bryan (DB)	Fayetteville, N.C.	87-88
Hale, Steve (FS)	Columbus, Ga.	75-77	Heath, Jeff (K)	Virginia Beach, Va.	82-85
Hall, Alan (FB)	Chesapeake, Va.	66	Heath, Kenneth (T)	Havelock, N.C.	63
Hall, Carlton (QB)	Ahoskie, N.C.	55	Heath, Travis (DB)	Tarboro, N.C.	00-03
Hall, Chris (DB)	Fort Dix, N.J.	88-91	Hedgepeth, Jack		46
Hall, Gerald (SE)	Edenton, N.C.	76-78	Heis, Stephen (OL)	Cincinnati, Ohio	06-09
Hall, Leon (DT)	Cambria Heights, N.Y.	84-87	Helms, Charles (E)	Monroe, N.C.	53
Hall, R.G. (E)	Selma, N.C.	53-54	Helms, Derek (DL)	Monroe, N.C.	00-03
Hall, Ray (FB)		54,57	Helms, William (E)	Monroe, N.C.	54-56
Hall, Winfred (C)	Clayton, N.C.	54	Henderson, Alex (OT)	Columbia, S.C.	90
Hallow, John (NG)	Kinston, N.C.	78-79	Henderson, Brandon (DL)	Greenwood, S.C.	18
Hallow, Louis (C)	Goldsboro, N.C.	53-55	Henderson, Charles		51
Halstead, Phil (HB)	Charleston, W.Va.	58-61	Henderson, Doug (WB)	Gainesville, Fla.	67
Hamilton, Dave (T)	Orlando, Fla.	66-68	Henderson, James (HB)	Portsmouth, Va.	53-56
Hamilton, John (C)	Williamsville, N.Y.	86	<b>Henderson, Noah (OL)</b>	<b>Bennettsville, S.C.</b>	<b>19</b>
Hamilton, Mark (FL)	Englewood, Colo.	70	Hendley, George (C/LB)	Ocala, Fla.	69-70
Hamilton, Steve (TE)	Williamsville, N.Y.	80-83	Henley, Leroy (WR)	Pompano Beach, Fla.	18-19
Hammett, Walt (OG)	Yakima, Wash.	90	Henry, Dwight (DB)	Ft. Lauderdale, Fla.	93-95,97
Hamphill, Reggie (LB)	Jamestown, N.C.	99-00	Henry, Leonard (RB)	Clinton, N.C.	98-01
Hands, Marcus (DE)	Wilmington, N.C.	05-08	Henry, Philip (WR)	Elizabeth City, N.C.	05-07
Handy, Mike (WB)	Ridgeway, N.C.	64	Hensley, Tony (C)	Bedford, Va.	80-81
Hanford, Walkie (HB)	Burlington, N.C.	55-57	Henson, Brad (OG)	Athens, Ga.	83-84



<b>Johnson, C.J. (WR)</b>	<b>Greenville, N.C.</b>	<b>19-20</b>	Kinsey, Ralph (HB)	Charlotte, N.C.	61-63
Johnson, Derrell (DL/LB)	Baltimore, Md.	10-13	Kittrell, Belmont		32
Johnson, Dion (RS/WR)	Newport News, Va.	90-91	Kittrell, Bill		46
Johnson, Jimmy (T)	Raleigh, N.C.	33-37	Knight, James (T)	Raleigh, N.C.	54
Johnson, Johnny (E)	Winston-Salem, N.C.	66	Koehler, Bob (WB)	Kinston, N.C.	65-66
Johnson, Jonathan (WR)	Baltimore, Md.	18-20	Kolanko, Vince (RB)	Weirton, W.Va.	75-77
Johnson, Jordan (OL)	Lansdowne, Pa.	18	Konrady, Ron (LB)	Egg Harbor, N.J.	70
Johnson, Junior (DE)	Seaford, Va.	86-87	Koonce, George (DE)	New Bern, N.C.	89-90
Johnson, Mike (TE)	Burlington, N.C.	74	Koonce, Richard (LB)	Jacksonville, N.C.	02-05
Johnson, Nick (LB)	Charlotte, N.C.	06-09	Kipp, Mike (OG)	Crestwood, Mo.	70-71
<b>Johnson, Nolan (DB)</b>	<b>High Point, N.C.</b>	<b>18,20</b>	Kovack, Mike (HB)	Tarrytown, N.Y.	48-51
Johnson, Rio (QB)	Atlanta, Ga.	11	Kraemer, J.R. (TE)	Wildwood, Mo.	07-08
Johnson, Terry (DT)	Graham, N.C.	70-71	Kramer, David (DT)	Annapolis, Md.	84-85
Johnson, Tyrone (LB)	Vicksburg, Miss.	83-84	Krawczyk, John (DT)	Oglesby, Ill.	93-94
Johnson, Quay (WR)	Knightdale, N.C.	14-17	Krivanack, Jim (OG)	Richlands, N.C.	71
Johnston, Mitchell (OG)	High Point, N.C.	77-79	Krivanack, John (G)	Richlands, N.C.	69-70
Jolly, W.O. (E/C)	Ayden, N.C.	32-34	Krusa, Elmer (G)	Clifton, N.J.	63
<b>Jones, Avery (OL)</b>	<b>Havelock, N.C.</b>	<b>20</b>	Kwiatkowski, Henry (T)	Clifton Heights, Pa.	57-60
Jones, Bruce (G)	Portsmouth, Va.	49			
Jones, Daryl (RB)	Rockledge, Va.	95	<b>L</b>		
Jones, Derrick (RB)	Elizabethtown, N.C.	08	LaCock, Bud (DT)	Wilmington, N.C.	80-81
Jones, Freddie (WS)	Portsmouth, Va.	79-80	Lacewell, Sherman (OL)	Durham, N.C.	97-00
Jones, Justin (WR/TE)	Conyers, Ga.	10-12	Lackey, Bernard (CB)	Conyers, Ga.	95
Jones, Leon (C)	Durham, N.C.	57	Lamb, Durwin (LB)	Miami, Fla.	04-07
Jones, Mike (DB)	Virginia Beach, Va.	72-74	Lamm, Bill (K)	Satellite Beach, Fla.	78-80
Jones, Ray (RHB)	Norfolk, Va.	74-76	Lane, Perry (T)	Asheboro, N.C.	58,61
Jones, Reicko (CB)	Riviera Beach, Fla.	02	<b>Laney, David (DB)</b>	<b>Henrico, Va.</b>	<b>20</b>
Jones, Reuben (C)	Decatur, Ga.	91	Laney, Stuart (G)	Wilmington, N.C.	67-68
Jones, Robert (DL/OL)	Stone Mountain, Ga.	08,10,12	Langston, Robert (FB)		54
Jones, Robert (LB)	Blackstone, Va.	88-91	Larrimore, Donald (T)	Winston-Salem, N.C.	53-56
Jones, Ron (QB)	Portsmouth, Va.	84-87	<b>Larsen, Luke (P)</b>	<b>Keilor Park, Vic., Australia</b>	<b>20</b>
Jones, Samien (OT)	Cove City, N.C.	98-00	Lassiter, Jimmy	Raleigh, N.C.	51
Jones, Selby (B)		49	Lathem, Vince (OG)	Alpharetta, Ga.	91
Jones, Thomas (LB)	Lumberton, N.C.	92	Laughinghouse, Charles (T)	Greenville, N.C.	64
Jones, Tommy (G)	Oxford, N.C.	54-57	Lausic, Dom (OL)	Brampton, Ontario	97
Jones, Zay (WR)	Austin, Texas	13-16	Lawson, Erik (DS)	Elizabeth City, N.C.	18
Jordan, George (G)		49	Leach, Vonta (LB/FB)	Rowland, N.C.	00-03
Jordan, Josh (WR/QB)	St. Amant, La.	10	Leaphart, Derrick (C)	Decatur, Ga.	91-94
Jordan, Mike (NG)	New Bern, N.C.	79-80	Leavitt, Bob (OG)	Alexandria, Va.	72-73
Jordan, P.J. (LB)	Athens, Ga.	81-84	Ledford, Dwayne (DL/OL)	Marion, N.C.	95-98
Jorgensen, David (OL)	Laurinburg, N.C.	02-03	Lee, Austin (OL)	Mooreville, N.C.	17
Joseph, Linval (DT)	Alachua, Fla.	07-09	Lee, David (T)	Tarboro, N.C.	52-54
Joyner, D.T. (DT)	Norfolk, Va.	75-77	Lee, R.B.		46-47
Justice, Chris (LB)	Greensboro, N.C.	74	Lee, Robert (PK)	Longview, Texas	05-06
			Lee, T.J. (WR)	Raleigh, N.C.	07-08
			LeFever, Greg (LB)	Ocean City, N.J.	00-01
<b>K</b>			Leftwich, James (C)	Vinton, Va.	62-64
Kanos, Nick (T)	Fayetteville, N.C.	51-52	Leggett, Rickey (G)	Kinston, N.C.	63
Kass, Rob (QB)	Longwood, Fla.	06-09	Lennon, Domanique (DB)	Suffolk, Va.	13-15
Kapelec, John		32	Lenzen, Erik (OL)	Fort Lauderdale, Fla.	16-17
Kaplar, Paul (TE)	Herndon, Va.	03	Leonard, Rickey (OT)	Rocky Mount, N.C.	72-73
Keeney, Dennis (RB)	Glen Burnie, Md.	72	Letcher, Morris (WR)	Kansas City, Kan.	92-93
Keith, Cody (QB)	Charlotte, N.C.	13	Levesque, Shawn (TE)	League City, Texas	04-05
Kelly, Terry (DB)	High Point, N.C.	71	Levine, Matt (P)	North Potomac, Md.	94-97
Kemp, Blake (QB)	Chandler, Ariz.	15	Levingston, Dontae (OL)	Los Angeles, Calif.	14
Kennedy, Robert (DB)	Jeannette, Pa.	20	Lewis, Doug (E)	Thomasaford, N.C.	64
Kepley, Danny (LB)	Goldfsboro, N.C.	72-74	Lewis, Ernie (LB)	Sanford, Fla.	89-92
Kermon, Tim (G)	Rocky Mount, N.C.	53-54	<b>Lewis, Jeremy (TE)</b>	<b>Greenville, N.C.</b>	<b>19-20</b>
Kerr, Darren (DB)	Arlington, Va.	99-01	Lewis, Joe (T)	Belmont, N.C.	57
Kerr, Jeff (LB)	Salisbury, N.C.	96-99	Lewis, Lance (WR)	Concord, N.C.	10-11
Kessler, George		46	Lewis, Mac (G)	Goldfsboro, N.C.	48-49
Kiernan, Monty (C/LB)	Irvington-On-Hudson, N.Y.	69-71	Lewis, Ruvie (T)	Clinton, N.C.	64
Kilbourne, Bob (K)	Prince George, Va.	71-72	Lewis, Scott (FB)	Fayetteville, N.C.	81-85
Killebrew, Dan (OG)	Wilson, N.C.	71-73	Lewis, Willie (TB)	Valdosta, Ga.	86-89
Kilpatrick, Keith (T)	Kinston, N.C.	46-49	Libiano, Mark (LB)	Easton, Pa.	92-95
Kilpatrick, Linwood		47-48	Libretto, Charlie (QB)	Middleburg, Fla.	86-89
King, Charles		32	Lilley, Leonard (HB)	Tarboro, N.C.	55-57
King, Claude (E/FB)	Williamston, N.C.	51-54	Lilley, Robert (FB)	Tarboro, N.C.	55-57
King, Gardner (DT)	Bluefield, W.Va.	72	Lindsay, Dominique (RB)	Charlotte, N.C.	05-07,09
King, Perry		32	Lindsey, "Tex" (E)	Nacogdoches, Texas	34-36
Kinlaw, Max (G)	Lumberton, N.C.	48-49			

Lineback, Dustin (LB)	Climax, N.C.	08-10	Masimini, Mpumi (DL)	Washington, D.C.	95
Lineberry, Wayne (LB)	Wadesboro, N.C.	66-68	Mason, Hagen (OL)	Tallahassee, Fla.	01-04
Linker, Neel (G)	Moorestville, N.C.	63-65	Massey, Raymond (LB)	Charlotte, N.C.	97
Lisk, Larry (E)	Albemarle, N.C.	58	Matau, Christian (OL)	New Bern, N.C.	15-16
Linville, Dwight (TE)	Winston-Salem, N.C.	92-95	Matthews, Carlton (FB)	Roanoke Rapids, N.C.	52-53,57
Little, Charles		47	Matthews, Ed (T)	Raleigh, N.C.	52
Little, James (T)		41	Matthews, John V. (HB)	Hertford, N.C.	60-61
Little, Richard (T)	Grifton, N.C.	69	Matthews, Thomas		46
Livermore, Bill (T)	Raleigh, N.C.	66	Matthews, Thomas (HB)	Hertford, N.C.	58-61
Livingston, Theodore (DT)	Fayetteville, N.C.	84-85	Mattison, Perez (QB/WR)	Anderson, S.C.	93-94,96-97
Lockerman, Jones (E)	Clinton, N.C.	58-61	Mattocks, Adam (DB)	Jacksonville, N.C.	79
Loflin, Joe (E)	Fayetteville, N.C.	58-59	Mattocks, Chris (DB)	New Bern, N.C.	07-09
Loftin, Glynn (DB)	Kinston, N.C.	73-74	Mattocks, Gary (HB)	Southern Pines, N.C.	54-56
Logan, Ernie (LB)	Fayetteville, N.C.	86-88,90	Mattox, Don (C)	Wilson, N.C.	63
Lominac, Charles		32	<b>Mauney, Demetrius (RB)</b>	<b>Forest City, N.C.</b>	<b>19-20</b>
London, Gary (SS)	Hampton, Va.	83-86	Maxwell, Bill (OG)	Ware Shoals, S.C.	88
Long, Ray		46-47	Mayhew, Winston (DB)	Moorestville, N.C.	73-74
Long, Terry (OG)	Columbia, S.C.	80-83	Maynard, Robert (FB)	Cary, N.C.	54-57
Long, Woody (T)		38	Mayo, Joe (G)	Kinston, N.C.	54-56
Losito, Craig (K)	Jacksonville, Fla.	86-88	Mayo, Norman	Kinston, N.C.	38-39
Louis, James (C)	Blacksburg, Va.	67-68	Mayo, Wiley	Kinston, N.C.	39
Love, Chris (DB)	Wake Forest, N.C.	16-17	Mays, Nate (DB)	Huntersville, N.C.	13
Love, Ed (DT)	Virginia Beach, Va.	72	Mazyck, Travis (DB)	Virginia Beach, Va.	98-99,01
Lowe, Dave (C)	Merritt Island, Fla.	73	Mazzone, Taylor (QB)	Raleigh, N.C.	09
Lowe, Grant (OT)	Greensboro, N.C.	86-89	McAdams, Howard (FB)	Rocky Mount, N.C.	50
Lowery, Buddy (DE)	East Spencer, N.C.	72-74	McBryde, Victor (RB)	Red Springs, N.C.	89-90,92
Lowery, Chaz (OL/TE)	Virginia Beach, Va.	12-13	McCall, Marc (OT)	Rochelle, Ga.	95-96
Lucas, Bill (G)		40-41	McCallum, Flint (DB)	Roland, N.C.	86-88
Luckadoo, Ryan (SN)	Anderson, S.C.	98-00	McCalop, Mike (DT/OG)	Warsaw, N.C.	88-91
Lundy, Larry (OG)	Havelock, N.C.	73-75	McCleary, Norris (DT)	Bessemer City, N.C.	96-99
Luquire, Steve (K)	Durham, N.C.	68	McClenny, Dennis (G)	Goldsboro, N.C.	65
Lyon, Cody (DB)	Raleigh, N.C.	11-12	McClintock, Chuck (HB)	Burlington, N.C.	69
<b>M</b>					
Mabry, Raymond (RB)	Grifton, N.C.	95-98	McClure, Bryan (TB)	Charlotte, N.C.	67-68
Mack, Dalvon (LB)	Fayetteville, N.C.	07-08	McConnell, Sean (QB)	Downey, Calif.	91-92
Mack, Willie (DE)	Winston-Salem, N.C.	85	McCoy, Mickey (WR)	Kennesaw, Ga.	02-05
MacDonagh, Michael (DE)	Clarksville, Tenn.	04-05	McCurry, Compton (LB)	Summerville, S.C.	86-89
MacKenzie, Don (T)	Roanoke Rapids, N.C.	47-49	McDaniel, Brian (DE)	Weldon, N.C.	80
MacMillan, Carlton		32	McDaniel, Emmanuel (DB)	Jonesboro, Ga.	92-95
Maddox, Joey (DL)	Shelby, N.C.	86	McDiarmid, James (T)	Rocky Mount, N.C.	60-62
Madigan, Frank (C)	Portsmouth, Va.	49-52	McDonald, Bill (T)	Portsmouth, Va.	49-52
Madison, Ernest (DB)	Norfolk, Va.	74-76	McFee, Chuck		40
Madrin, Cliff (E)		34	McGhin, Garrett (OL)	Tallahassee, Fla.	15-18
Maennle, Frank (FB)	Kearny, N.J.	48-49	McGill, Demetri (DE)	Virginia Beach, Va.	13-16
Magazu, Damon (DB)	Charlotte, N.C.	10-13	McGlohon (G)	Ayden, N.C.	36
Magee, Trey (OL)	Wakefield, Va.	04-05	McGregor, Wayne (DT)	Danville, Va.	73
Maglione, Tony (DT)	Stirling, N.J.	69-71	McGuirk, Mike (FB)	Arlington, Va.	68-70
Major, Dalton (RB)	Wilmington, N.C.	91	McIntosh, Mitchell (DB)	Rockingham, N.C.	66
Mallard, Walter (E)		41	<b>McIver, Xavier (DT)</b>	<b>Cheraw, S.C.</b>	<b>20</b>
<b>Malovic, Bailey (OL)</b>	<b>Irmo, S.C.</b>	<b>20</b>	McJunkin, Jack		39
Malyniak, Jeff (P)	Alexandria, Va.	86	McKaskill, Charles (T)	Asheboro, N.C.	69
Maness, John (OG)	New Bern, N.C.	78-79	McKeithan, Deone (DB)	Perth Amboy, N.J.	95-98
Mann, Charlie (TE)	Virginia Beach, Va.	78	McKinney, Reggie (TB)	Rocky Mount, N.C.	91
Manning, Zack		46-48	McKinney, Quincy (OL)	Columbus, Ga.	14-15
Markland, Rusty (DB)	Thomasville, N.C.	71-73	<b>McKinnie, D'Angelo (TE/DL)</b>	<b>Kenansville, N.C.</b>	<b>18,20</b>
Marriot, Don (B)		41	McKinnon, Tim (DB)	Upper Marlboro, Md.	96
Marroccoli, Richard (G)	Rilltown, Pa.	67	McLaughlin, Matt (TE)	Ringwood, N.J.	86-88
Marshall, Dekota (DB)	Jacksonville, N.C.	07-09	McLaurin, Thomas (DB)	Roseboro, N.C.	77-79
Marshmon, Cam (WR)	Raleigh, N.C.	17	McLawhorn, Chris (FL)	Greenville, N.C.	84
Marshmon, Tim (DB)	Rocky Mount, N.C.	91	McLendon, Lamar (LB)	Fayetteville, N.C.	09-10
Martin, Chad (G)	Palm Coast, Fla.	87-90	McLester, Rick (K)	Oakboro, N.C.	73
Martin, Darrel (DT)	Dobson, N.C.	71	McMillan, Tomha (DT)	Clarkston, Ga.	95-96,98-99
Martin, Dexter (LB)	Cocoa, Fla.	80-81	<b>McMillian, Ja'Quan (DB)</b>	<b>Winston-Salem, N.C.</b>	<b>19-20</b>
Martin, Doug (RB)	Dobson, N.C.	71	McMullan, C.O.		46-48
Martin, James (RB)	Evergreen, N.C.	82-84	McNeill, Ruffin (DB)	Lumberton, N.C.	76-79
Martin, Joel (C)	Wilmington, N.C.	52	McPaul, John (E)	Raeford, N.C.	63-65
Martin, Kelly (T)	Jackson, N.C.	36-38	McPhail, Jerris (RB)	Clinton, N.C.	93-95
Martin, Robert (DB)	Dublin, Ga.	86	McPhatter, Brian (RB/DB)	Fayetteville, N.C.	86-89
Martin, William N. (T)	Washington, N.C.	65	McPherson, Shane (OG)	Cartersville, Ga.	93-96
			McQueen, J.J. (TE/FL)	High Point, N.C.	96-98

McQueen, Markeith (S)	East Manatee, Fla.	03-04,06	Myrick, Bobby (LHB)	Goldsboro, N.C.	74-75
McRae, Corie (T)	Thomasville, N.C.	63-65	Myrick, James (OL)	Virginia Beach, Va.	02-04
Meadows, Dave (DB)	Remington, Va.	66	Myrick, Mike (WR)	Goldsboro, N.C.	71-73
Meadows, Pete (C)	Kinston, N.C.	51	<b>N</b>		
Medlinger, Greg (E)	Spencer, N.C.	65-67	Nantz, Fred (OL)	Rockingham, N.C.	60
Mellott, Rowe (DB)	Chapel Hill, N.C.	18-19	Nash, Thomas (HB)	Monroe, N.C.	55-58
Melton, Keith (G)	Raleigh, N.C.	50	Neal, Keifer (OL)	Anaheim, Calif.	13
Melvin, Jack (FB)	Clarkton, N.C.	49-50	Neal, Levin (DB)	Wilmington, N.C.	09
Melvin, Travis (OL)	Fayetteville, N.C.	08	Nealy, Antoine (LB)	Clarendon, N.C.	03
Mercer, Maurice (DL)	Nashville, N.C.	09	Nealy, Kent (LB)	Clarendon, N.C.	00-03
Michael, Kenny (RB)	Greensboro, N.C.	72	Neff, Bob (OT)	Harrisonburg, Va.	73-74
Micheals, Jim		47	Neill, David (T)	Clifton Heights, Pa.	63
Michel, Billy (OL)	Greenville, N.C.	86-88	Neisz, Lance (OL)	Raleigh, N.C.	06
Michel, Thomas (HB)	Arlington, Va.	61-63	Nelson, Carlton (QB)	Portsmouth, Va.	79-82
Milbrook, J.J. (DB)	Miami, Fla.	05-08	Nelson, Chris (OL)	Hickory, N.C.	99-01
Miles, Charles (RB)	Indianapolis, Ind.	91-92	Nelson, Ed (DE)	Commerce, Ga.	75-77
Millard, Worth (G)	Wilson, N.C.	52	Nelson, Eddie (HB)	Washington, N.C.	54
Millie, Bob (E)	Toronto, Ontario	69-71	Nelson, Gilbert (HB)	Washington, N.C.	55
Miller, Bob (B)		41	Nelson, Philip (QB)	DeForest, Wis.	16
Miller, Eric (DT)	Joliet, Ill.	74	Nesbit, Robert (G)	Salisbury, N.C.	61-62
Miller, Greg (SE)	Havelock, N.C.	70	Newkirk, Travis (WR)	Durham, N.C.	96-98
Miller, Kevin (K/P)	Virginia Beach, Va.	99-02	Newman, Jimmy (E)	Greenville, N.C.	64
Miller, Ronnie (FL)	Thomasville, N.C.	70	Nichols, Chris (LB)	Asheboro, N.C.	70
Mills, Dinky (WB)	Ayden, N.C.	62-64	Nichols, Jason (WR)	Norcross, Ga.	94-97
Mills, Mike (TB)	Statesville, N.C.	68-70	Nichols, Ricky (SE)	Chesapeake, Va.	81-84
Milner, Matt (DL)	Raleigh, N.C.	10-12	Niklason, Gary (LB)	McLean, Va.	72-74
Minshe, Gardner (QB)	Brandon, Miss.	16-17	Nisbet, Billy (C)	Greenville, N.C.	32
<b>Mitchell, Keaton (RB)</b>	<b>McDonough, Ga.</b>	<b>20</b>	Nobles, Anthony (OL)	Randleman, N.C.	97-98
Mitchell, Khalif (DT)	Virginia Beach, Va.	07-08	Nobles, Jack (T)	Greenville, N.C.	34-35
Mitchell, Tim (C)	Lancaster, Pa.	81-84	Noe, Andy	Ayden, N.C.	33
Mitchell, William (WB)	Fayetteville, N.C.	69-71	Noe, Hampton (G)	Wilmington, N.C.	36
Mixon, Tom (C)	Statesville, N.C.	55-56	Noe, Jack (B)	Bath, N.C.	36-38
Moe, Peter (K)	Kirstiansand, Norway	67	Norman, Caiden (H)	Clayton, N.C.	18-20
Molineaux, Joe (DT)	Grafton, Va.	86-87	Norris, Sam (SS)	San Diego, Calif.	82
Mollenhaur, Don (C/LB)	Ft. Walton Beach, Fla.	69-71	Norris, Smokey (DB)	Clinton, N.C.	79-82
Monds, Richard (G)	Dunn, N.C.	55-57	Northcutt, Chuck (LB)	Rockingham, N.C.	81-83
Monroe, Alex (T)	Aberdeen, N.C.	68-69	Northcutt, Norwood (B)	Cary, N.C.	34-36
Monroe, Kevin (DB)	Greenville, N.C.	96-99	Nottingham, Ellis (E)	Washington, D.C.	65-67
Montgomery, Dalton (OL/TE)	Corinth, Texas	16-18	Nunery, Justin (WR)	Garner, N.C.	10
Moody, Jarrod (RB)	Rocky Mount, N.C.	85-88	<b>O</b>		
Moore, Aubrey (OG)	Wilson, N.C.	71	Ochoa, Carlos (LB)	Greenville, N.C.	98-00
Moore, Chris (LB)	Havelock, N.C.	02-05	Odom, Ruffin (E)	Ahoskie, N.C.	63-66
Moore, Danny (C)	Grifton, N.C.	96-98	O'Driscoll, John (DL)	Chicago, Ill.	86-87
Moore, Ken (DE)	Harrells, N.C.	71-74	O'Hare, Joe (TE)	Hyattsville, Md.	72
Moore, Robert (E)	Roanoke Rapids, N.C.	59-60	O'Kelley, Harold (HB)	High Point, N.C.	52-55
Moran, Kevin (DT)	Manchester, N.H.	65-67	Oliver, Colton (DS)	Charlotte, N.C.	14-17
Morgan, James	Spring Hope, N.C.	33	Oliver, Skipper (DB)	Fayetteville, N.C.	66
Morgan, Matt (OL)	Clayton, N.C.	18-19	Oliver, Valla Vonga (RB)	Mt. Oliver, N.C.	75
Morgan, Rahkeem (DB)	Asheville, N.C.	09-11	<b>Omotoso, Audie (WR)</b>	<b>Plano, Texas</b>	<b>19-20</b>
<b>Morris, Elijah (DL)</b>	<b>Fayetteville, N.C.</b>	<b>20</b>	O'Neill, Ted (C)	Dorchester, Mass.	74
Morris, Glenn (LB)	Greensboro, N.C.	78-81	O'Roark, Larry (SE)	Centerville, Va.	80
Morris, John (DE)	Durham, N.C.	76-79	Orr, Tim (OL)	Hampton, Va.	88
Morris, John (T)	Norfolk, Va.	68-69	Osborne, Lorenzo (LB)	Atlanta, Ga.	06-07
Morris, Torey (WR)	Toms River, N.J.	99-02	Osemene, Nweike (DT)	Columbia, S.C.	07
Moss, Reggie (TE)	Elizabeth City, N.C.	77	Ostraner		48
Moton, Richard (S)	Tulsa, Okla.	02-03	Overton, Charles (BB)	Edenton, N.C.	66-68
Moye, Jack (G)		38	Overton, Montese (LB)	Greenville, N.C.	12-15
Moye, Tutu (LB/TE)	Greenville, N.C.	01-03	Overton, Raymond (T)	Wilmington, N.C.	53-56
Muhwezi, Danny (LB)	Germantown, Md.	07	Owens, Alfred (E)	Edenton, N.C.	54
Mulder, Steve (LB)	Bowie, Md.	74	Owens, Deke (K)	Jacksonville, N.C.	92
Muldrow, Robert (E)	Bishopville, S.C.	61	Owens, Tyree (DL)	Oviedo, Fla.	17
Mulholland, Matt (OT)	Bethesda, Md.	76-79	<b>P</b>		
Murphy, Eddie (NG)	Raleigh, N.C.	77	Paddock, Dick (DB)	Allison Park, Pa.	70-72
Murray, Bruce		40	Page, Alvah		32
Murray, Mike (G)	Reading, Pa.	67	Page, Link (E)	Elm City, N.C.	68
Mussetwhite, Hubert		46-47	Paige, Terry (RB)	Whiteville, N.C.	85
Myers, Eric (DT)	Allen Park, Mich.	91	Painter, John (E)	Gastonia, N.C.	52
Myers, Mike (NT)	Goose Creek, S.C.	14-17			
Myers, Wally (NG)	Goldsboro, N.C.	79			

Palilli, Joe (C)	Dover, Ohio	48-49
Palmer, Doug (OL/DL)	Fayetteville, N.C.	06-08
Parker, Billy (TE)	Wilmington, N.C.	80-81
Parker, Cary (HB)	Hopewell, Va.	59-61
Parker, Derrick (RB)	Greenville, N.C.	87
Parker, Hugh (OL)	Morehead City, N.C.	11
Parker, Lavern (DT)	Chocowinity, N.C.	71
Parker, Pierre (LB/FS)	Wilson, N.C.	04-06
Parker, Ricky (T)	Nashville, N.C.	66
Parker, Robert (OL)	Hyattsville, Md.	97-99-00
Parrish, Randy (OG)	Lumberton, N.C.	74-76
Pasut, Zico (WR/TE/RB)	Charlotte, N.C.	10-13
Patterson, Jack (TB)	Jacksonville, Fla.	69-71
Patterson, Melvin (DB/LB)	Alachua, Fla.	07-08,10
Patterson, Robert (HB)	Rocky Mount, N.C.	54,56-57
Patton, Dickie (E)	Burlington, N.C.	65
Patton, Jeff (NG)	Selma, N.C.	84
Paul, Jerry (C)	Washington, N.C.	61
Paul, Larry (LB)	Raleigh, N.C.	75-77
Paulk, Leonard (DB)	Columbia, S.C.	09-12
Peacock, John (RB)	Venice, Fla.	94
Pearce, Ronny (DB)	Pulaski, Va.	67
Pearson, Bruse (DB)	Goldsboro, N.C.	93-94
Pearson, Perry (T)	Gastonia, N.C.	57-58
Peed, Ronnie (C/LB)	Hurdle Mills, N.C.	69-71
Peele, Stanley (E)	Williamston, N.C.	46,48-49
Peeler, Richard (DT)	Shelby, N.C.	70-71
<b>Pegues, Andre (WR)</b>	<b>Raeford, N.C.</b>	<b>19-20</b>
Pegues, Jeff (DE)	Laurinburg, N.C.	80-83
Pegues, Lee (DL/DE)	Bennettsville, S.C.	10-13
Pena, Branden (OL)	Salinas, Calif.	18-19
Pender, Jason (FB)	Winston-Salem, N.C.	02-05
Pendleton, Willard		46
Pennington, Bobby	Rocky Mount, N.C.	50
Pennington, Raymond (E)	Greensboro, N.C.	53-56
Perkins (E)	Stokes, N.C.	37
Perkins, Howard (B)		34
Perry, Raymond (C)	Albemarle, N.C.	63-64
Perry, Robert (HB)	Greenville, N.C.	53-56,58
Perry, Wade (G)	Rocky Mount, N.C.	87-88
Perry, Wayne (DB)	Morrisville, N.C.	78-79
Perryman, Cliff (LB)	Richmond, Va.	08-11
Peterkin, Garrett (WR)	Laurinburg, N.C.	01-02
Phelps, William (T)	Norfolk, Va.	57
Phillips, Kendrick (S)	Fayetteville, N.C.	95-98
Phillips, Kenny (SS)	Greenville, N.C.	82-83
Phillips, Matt		39
Phillips, Slade		46
Phillips, Travis (DB)	Montpelier, Va.	15-17
Pickard, Cole (LB)	Walkertown, N.C.	15
Pickett, Emerson (LB)	Beulaville, N.C.	75
Pickett, Lorenza (LB)	Fayetteville, N.C.	02-05
Pickford, Ned (HB)	Washington, D.C.	61
Pierce, Gary (T)	New Castle, Del.	57-60
Piland, Clayton (T)	Winton, N.C.	59-61
Pingston, Greg (DB)	Merritt Island, Fla.	74-76
Pinkney, James (QB)	Delray Beach, Fla.	03-06
Pinkney, Patrick (QB)	Fayetteville, N.C.	07-09
Pinkney, Reggie (DB)	Fort Bragg, N.C.	74-76
Pinnix, Darius, Jr. (RB)	Burlington, N.C.	17-18,20
Pittman, E.S.		46
Pittman, Robert (C)	Ayden, N.C.	36-37
Pittman, Wes (WR/LB)	Raleigh, N.C.	09-10
Platt, Robert	Williamston, N.C.	51
Plott, J.C. (DE)	Concord, N.C.	82-83
Plowman, Davis (PK)	Roswell, Ga.	13-16
Plum, David (NG)	Raleigh, N.C.	83-86
Pohren, Mark (C)	Brighton, Iowa	70-71
Poliakoff, Irving		39-40

Polochak, Doug (OL)	Ponte Vedra Beach, Fla.	10-11
Poole, Wayne (NG)	Knightdale, N.C.	76-79
Pope, Brandon (OL)	Chesapeake, Va.	01-03
Pope, Damon (TE)	Athens, Ga.	81-84
Popov, Paul (G)	Kinston, N.C.	53-56
Porch, Donald (DB)	Pleasant Hill, N.C.	88-90
Porcher, Lynn (FS)	Rembert, S.C.	85
Post, Chip (OG)	Sanford, N.C.	74
Post, Jim (LB)	River Vale, N.J.	71-72
Pou, Ronald (DL)	Williamston, N.C.	01-02
Powell, Arnie (WR)	Deep Creek, Va.	98-01
<b>Powell, Juan (DB)</b>	<b>Atlanta, Ga.</b>	<b>20</b>
Powell, Marke (LB)	Troy, N.C.	09-11
Powell, Otis (B)	Danville, Va.	36
Powell, Willie (DE)	Tarboro, N.C.	85-87
Powers, Jonathan (OL)	Wilmington, N.C.	13
Powers, Mac (OG)	Hampton, Va.	83-84
Pratt, Bill (B)	Elizabeth City, N.C.	36
Pratt, Caleb (PK)	Roanoke Rapids, N.C.	15-18
Pratt, Dayon (LB)	Washington, D.C.	13-16
Presley, Fred (NT)	Snow Hill, N.C.	13-16
Preston, Jarad (P)	Tuscon, Ariz.	01-02
Price, Eddie (HB)	Blue Grass, Ky.	35
Price, Jalen (DL)	Williamston, N.C.	16-19
Price, Mike (WR)	New Bern, N.C.	10-11
Prince, William Henry (T)	Exmore, Va.	65-67
Proehl, Blake (WR)	Charlotte, N.C.	18-20
Prominski, Pete (C)	Red Bank, N.J.	48-50
Proctor, Ed (RB)	Charlotte, N.C.	60
Puckett, Bil	New Bern, N.C.	33
Pulley, Joe (DB)	Virginia Beach, Va.	72
Pulley, Tom (E)	Durham, N.C.	68-70
Pulliam, Larry (FB)	Eden, N.C.	70
Purdie, Cody (DB)	New Bern, N.C.	14
Purvis, Chance (DE)	Meridian, Miss.	18-19
Purvis, Raequan (DT)	Plymouth, N.C.	17-18

### Q

Quaenell, Kenneth (T)	Massena, N.Y.	37
Quick, Greg (OT)	Laurinburg, N.C.	84
Quick, M.W. (E)	Laurinburg, N.C.	49
Quick, Norman (OL)	Laurinburg, N.C.	81-84
Quinn, Colon (T)	Warsaw, N.C.	62-64

### R

Ragland, Ronnie (OG)	Gladstone, Va.	75
Rainbow, Medrick (LB)	Conway, S.C.	84-87
Rainer, Brandon (DB)	Laurinburg, N.C.	00-03
Rainey, Harry (HB/E)	Lexington, N.C.	52-54
<b>Ramseur, Aaron (ILB)</b>	<b>Shelby, N.C.</b>	<b>17-20</b>
Randolph, Harold (LB)	Greenville, N.C.	75-77
Ratliff, Anthony (DS)	Suwanne, Ga.	16-19
Ravenell, Eddie (DB)	Tabor City, N.C.	00
Ray, Brian (LB)	Raleigh, N.C.	96
Ray, Cedric (TE)	Fayetteville, N.C.	85
Ray, Lance (WR)	Quincy, Fla.	12-13
Raynor, Wilson (DS)	Dunn, N.C.	05-08
Reagan, William D., Jr. (T)	High Point, N.C.	65-66
Reid, Donald (LB)	Farmville, N.C.	80-81,83-84
Reid, Ronald (LB)	Farmville, N.C.	80-82,84
Reif, Paul (WB)	New Castle, Del.	63
Renaud, Joel (OL)	Pompano Beach, Fla.	04
Render, Travis (DB)	Decatur, Ga.	91-93
Reutter, Joe (TE)	Dawington, Pa.	73-74
Reyes, Eric (LB)	Chletenham, Md.	97-98
Reynolds, Bob (E)	Ayden, N.C.	66
Reynolds, Darryl (DB)	New Bern, N.C.	07-09
Reynolds, Korey (TE/DL)	Hoover, Ala.	09
Rhett, Michael (FB)	Hollywood, Fla.	88-91
Rhodes, Carl (G)	Morehead City, N.C.	56

Rhodes, Fella (DB)	Chesapeake, Va.	66-68	Rumbey, Charles		32
Rhodes, Larry (E)	High Point, N.C.	51-54	Rusinowski, Joe (OG)	Long Island, N.Y.	74
Ribbins, Pete (E)	Ontario, Canada	68	Russ, Daniel (DT)	Shallotte, N.C.	94
Rice, George (G)	Wilson, N.C.	52-54	Russell, Corey (OL)	Fairmont Heights, Md.	95-98
Rice Messiah (OL)	Orangeburg, S.C.	16	Russell, Skip (LB)	Swansboro, N.C.	73-74
Rich, Buster		48	Ryan, Ben (P/PK)	Marshville, N.C.	10-11
Richards, Scott (TE)	North Augusta, S.C.	93-96	Ryan, Bob (E)	Richmond, Va.	64
Richardson, Donnell (LB)	Nashville, N.C.	74	<b>S</b>		
Richardson, George (TE)	Chevy Chase, Md.	63-65	<b>Saba, Warren (DB)</b>	<b>Cleveland, Ohio</b>	<b>18-20</b>
Richardson, Pete (DT)	High Point, N.C.	73	Salmon, Ted (T)	Richmond, Va.	69-71
Richardson, Sean (TE)	Durham, N.C.	94-96	Salmon, Vernon (HB)	Wallace, N.C.	57
Richardson, Terrell (DB)	Raleigh, N.C.	13-16	Salyer, Bob (WR)	Lookout Mtn., Tenn.	71
Ridenhour, Baxter (T)	Cooleemee, N.C.	33-34	Samuel, Kevin (S)	Fayetteville, N.C.	84
Ridenhour, Lester (B)	Cooleemee, N.C.	34-36, 38	Santa Cruz, Chris (LB)	Lillian, Ala.	83-84
Riff, Melvin (FB)	Fairmont, N.C.	58-59	Sasser, Wilbur (G)	Goldsboro, N.C.	68-70
Rimpf, Brian (OL)	Raleigh, N.C.	00-03	Sandifer, Justin (OL)	Greenwood, Miss.	16-17
Rios, Edwin (WR)	Greenbelt, Md.	01-03	Sanford, Bob (L)	Rockingham, N.C.	60
Rivers, Brantley (K)	Kingston, Tenn.	96-99	Satterfield, Chris (DB)	Raleigh, N.C.	97-98
Rivers, Henry	Greenville, N.C.	33	Satterwhite, Charles (G)	Raleigh, N.C.	52
Rivers, Junior	Greenville, N.C.	32	Saunders, Brian (LB)	New Bern, N.C.	86
Rivers, Tom	Greenville, N.C.	33	Saunders, Will (TE)	Franklin, Va.	79-80
Roach, Kevin (WR)	Williamston, N.C.	03-06	Savage, Baxter (G)	Rocky Mount, N.C.	57
Robbins, Tootie (T)	Merry Hill, N.C.	78-81	<b>Savage, Tyler (WR)</b>	<b>Aldie, Va.</b>	<b>20</b>
Roberson, Curtis (T)	Robersonville, N.C.	54	Sawyer, Mayhew		32
Roberson, Howard (T)		41	Scales, Rusty (DHB)	Little Falls, N.J.	69-71
Roberts, David (T)	Jacksonville, N.C.	68	Scarfone, Rocco (DB)	Greensboro, N.C.	12, 14-15
Roberts, George		40	Schaffer, John (DE)	Jacksonville, N.C.	75
Roberts, Hubert (E)		38	Schink, Don (RB)	Totowa, N.J.	72-74
Robertson, John (OT)	Eden, N.C.	80-83	Schmidt, Corey (OL)	Cary, N.C.	01-03
Robertson, Kenneth (FB)	Leaksville, N.C.	63-64	Schnurr, Paul (E)	Fayetteville, N.C.	65-67
Robertson, Tre (OL)	Roxboro, N.C.	13-15	Schuerholz, Wilson (B)		40-41
Robinson, Charlie (DB)	Voorhees, N.J.	98-01	Schultz, Jack (DB)	Greensboro, N.C.	09
Robinson, Davondre (DB)	Holly Hill, S.C.	17-20	Schulz, Jody (DE)	Chester, Md.	81-82
Robinson, Desmond (QB)	Rock Hill, S.C.	02-04	Schwarz, John Richard (T)	Asheboro, N.C.	65-67
Robinson, Harold (FB)	Washington, N.C.	70	Scott, Anthony (RB)	Virginia Beach, Va.	14-16, 18
Robinson, Jimmy (G)	Portsmouth, Va.	54	Scott, D.J. (OL)	Green Cove Springs, Fla.	07-10
Robinson, Junior (DB)	High Point, N.C.	87-89	Scott, Derrell (RB)	Havelock, N.C.	17
Robinson, Mark (DT)	Longwood, Fla.	04-07	Scott, Paul (G)		41
Robinson, Reggie (LB)	Greensboro, N.C.	92	Scott, Tom (OT)	Rose Hill, N.C.	89-92
Robinson, Scotty (DE)	Salisbury, N.C.	06-09	Scott, Walter (DT)	Trenton, S.C.	91-95
Robinson, Wallace (T)	Palmyra, N.C.	50	Scribner, Tommy (HB)	Springdale, Conn.	56
Roebuck, Frank (T)	Stokes, N.C.	37	Sealy, Troy (NG)	Fairmont, N.C.	91
Roebuck, Mac (HB)	Greenville, N.C.	59	Seargent, Corey (DB)	Rock Hill, S.C.	15-18
Rogers, Buck (T)	Freeman, Va.	66	Seekford, Kurt (TE)	Leesburg, Va.	91-92
Rogers, Charles (G)	Monroe, N.C.	57	Sellers, Chris (OG/DE)	Newport News, Va.	04-05
Rogers, David (FB)	Monroe, N.C.	58-60	Sellers, Mike (WR)	Covington, Ga.	95-96
Rogers, Gerry (LB)	Pottstown, Pa.	82-83	Semenza, Matt (LB)	Haslet, N.J.	94-96
Rogers, J.R. (RB)	Raleigh, N.C.	08-09	Sepaniak, Shep (LB-FB)	Brookside, N.J.	95-96
Rogers, Steven (WR)	Augusta, Ga.	05-07	Sermons, Jim (E)	Cove City, N.C.	69
Rogers, Walter (G)		38-40	Setzer, Brandon (DT)	Thomasville, N.C.	05-06
Rogerson, Chester (T)	Ahoskie, N.C.	53-56	Setzer, Michael (TE)	Lenoir, N.C.	98
Rogerson, "Crack"	Ayden, N.C.	33	Sexton, Amos		46
Rogerson, Russell (T)		40-41	Seymour, Mack (HB)	Elizabeth City, N.C.	59-60
Romero, Jason (DE)	Laurinburg, N.C.	20	Shallcross, John (C)	Smithfield, N.C.	74
Roper, Mike (K)	Hendersonville, N.C.	73-74	Shankweiler, Kort (TE/QB/FB)	Greenville, N.C.	03-06
Rose, Chrishon (DL)	Washington, D.C.	11-14	Shannon, Larry (WR)	Starke, Fla.	94-97
Rose, Randy (G)	Rocky Mount, N.C.	66	Shaw, Dqmarcus (OL)	Batesville, Miss.	17-18
Rose, Shaun (OL)	Wilson, N.C.	99-00	Shea, Mike (WR)	Virginia Beach, Va.	72-74
Ross, Jay (DT)	Wilmington, N.C.	06-09	Sheehan, Michael (OG)	Closter, N.Y.	98
Ross, Kasey (DB)	Alachua, Fla.	03-06	Shell, Jason (SN)	China Grove, N.C.	94-97
Rothrock, Wes (DB)	Enfield, N.C.	68-70	Shelton, Bill (B)	Danville, Va.	36-39
Rouse, Dan (QB)	Newport News, Va.	60-61	Sherman, Bill (WR)	Chapel Hill, N.C.	74
Rouse, George (E)	Newport News, Va.	62	Sherman, Schizo (RB)	Conway, S.C.	93
Rowe, John (G)	Southern Pines, N.C.	69-70	Shoe, Dwight (E)	Salisbury, N.C.	49-52
Royster, Ralph (G)	Henderson, N.C.	61-63	Shoe, Wayne (G)	Salisbury, N.C.	53
Ruck, Robert (G)		57	Shuffler, Jimmy (C)	New Bern, N.C.	65-67
Rudisill, Larry (WB)	Hickory, N.C.	61-64	<b>Shuford, Jason (DL)</b>	<b>Statesville, N.C.</b>	<b>20</b>
Ruffin, Giovanni (RB)	Virginia Beach, Va.	09-10	Siler, Sandy (QB)	Siler City, N.C.	49-52
Ruffin, Justin (WR)	Garner, N.C.	09	Siler, Wil (C)	Siler City, N.C.	63



Taylor, Daryl (DT)	Fayetteville, N.C.	91-93	Tyson, Charlie (RB)	Miami, Fla.	87-90
Taylor, Dean (DT)	Wallace, N.C.	90	Tyson, Don (G)	Fayetteville, N.C.	67-68
Taylor, Derek (NG)	Atlanta, Ga.	90-93	Tyson, James (CB)	Greenville, N.C.	02-03
Taylor, Gene (T)	Washington, N.C.	53	Tyson, Oscar (G)	Richmond, Va.	79-82
Taylor, Ken (LB)	Hampton, Va.	85	<b>U</b>		
Taylor, Luke (C)	Lancaster, S.C.	51-52	Umphlett, Mike (SE)	Ahoskie, N.C.	75
Taylor, Tavares (DB)	Fayetteville, N.C.	95-98	Uzzell, Travis (LB)	Pikeville, N.C.	91
Teachey, Karrol (G)		57	<b>V</b>		
Teague, Austin (DB)	Lexington, N.C.	16-17	Valentine, Zack (DE)	Edenton, N.C.	75-78
Teague, Marshall (B)		41	Van Buren, Cedric (RB)	Charleston, S.C.	89-92
Temple, Doug (G)	Elizabeth City, N.C.	69	Vance, Keith (DE)	Greensboro, N.C.	72
Terrell, T.J. (WR)	San Antonio, Texas	10	Vann, Norwood (TE)	Warsaw, N.C.	80-83
Terry, Damonte (RB)	Laurinburg, N.C.	10	Vanney, Bill (BB)	South Boston, Va.	62
<b>Terry, Dre (ILB)</b>	<b>Roanoke Rapids, N.C.</b>	<b>20</b>	VanSant, Henry (C)	Hampton, Va.	58-60
Terry, Eric (LB)	Rockingham, N.C.	03	Vaughn, Charles (E)	Portsmouth, Va.	57-58
Tesh, John (T)	Mount Airy, N.C.	68	Veal, Jermarcus (LB)	Warner Robins, Ga.	02-05
Testo, Joseph (BB)	Winston-Salem, N.C.	65-67	Venable, Justin (DB)	Climax, N.C.	09-12
Tew, Gary (DT)	Clinton, N.C.	72	Ventors, Rockfellow (T/G)	Ayden, N.C.	36-38,40
Thacker, Mac (FB)	Henderson, N.C.	59-60	Verity, Jake (PK)	Bremen, Ga.	17-20
Tharrington, Irving (E)	Macon, N.C.	36	Vincent, Ronald (T)	Greenville, N.C.	66-67
Thomas, Ben (TE)	Reston, Va.	99-02	Vines, Mydreon (WR)	Greenville, N.C.	17-19
Thomas, Bobby (T)	Henderson, N.C.	51-53	Viverette, Sammy (T)	Enfield, N.C.	64-65
Thomas, Dave (SS)	Goldsboro, N.C.	83-84	Voight, Bob (QB)	Chesapeake, Va.	72-73
Thomas, David (E)	Lawrence, Kan.	57-59	von Barga, Kurtis (DB)	Midlothian, Va.	08
Thomas, Greg (C)	Goldsboro, N.C.	83-86	<b>W</b>		
Thompson, Anthony (LB/DE)	Wilson, N.C.	87-89	Waddell, Dan (B)		40-41
Thompson, Buddy (LB)	Chesapeake, Va.	72	Wade, Jim (TE)	Charlotte, N.C.	73
Thompson, Cedric (WR)	Kings Mountain, N.C.	13-15	Wadford, Odel		48
Thompson, Chip (DB)	Jackson, Miss.	12-13	Waggoner, Thomas (E)	Dunn, N.C.	55-56
Thompson, Chuck (LB)	Thomaston, Ga.	74	Wagner, Melvin (T)		38
Thompson, Matt (LB)	Mebane, N.C.	08-10	Walden, Jimmy (TB)	Greensboro, N.C.	81-84
Thompson, Ricky (LB)	Henderson, N.C.	74	Waldrop, Howard	Greenville, N.C.	33
Thorell, Peter (HB)	Stafford-Wane, Pa.	61-62	Walker, Aaron (OL)	Columbia, S.C.	98-01
Threlkeld, Tom (DB)	Naples, Fla.	70	Walker, Fred (DB)	Aiken, S.C.	91-92
Thrift, Roger (QB)	Chapel Hill, N.C.	49-50	Walker, Jimbo (OT)	Atmore, Ala.	74-75
Tignor, Trent (H/P)	Moschton, Ga.	10-13	Walker, Kevin (CB)	Greensboro, N.C.	82-85
Tilghman, Terry (OT)	Mesquite, Texas	91-94	Walker, Les (DT)	New York, N.Y.	71-72
Tillman, Ray (LB)	Lithonia, Ga.	14-16,18	Walker, Matt (DHB)	Rockingham, N.C.	69
Tillman, Robert (RB)	Maxton, N.C.	03-05	Wallace, Bill (FB)	Edenton, N.C.	69-71
Tingler, Vance (DT)	Wilson, N.C.	77-79	Wallace, Bill (DB)	Haw River, N.C.	10-11
Tinnen, Ernest (QB)	Burlington, N.C.	95-98	Wallace, Devon (DB)	Burlington, N.C.	08
Tkach, Joe (DE)	Jacksonville, N.C.	71-73	Wallace, Tabari (DB)	New Bern, N.C.	94-97
Tolar, Dupree	Washington, N.C.	33	Walls, Stacy (DB)	Sandersville, Ga.	05
Tolley, Jerry (WB)	Edenton, N.C.	62-64	Walsh, Brian (DS)	Greenville, N.C.	89
Torain, Ricky (DB)	Rougemont, N.C.	87-88	Wann, Gary (QB)	Orange, Calif.	71
Torrence, Bill (HB)	Salisbury, N.C.	60	Ward, Andrew (WR)	Mountbenton, N.J.	91
Torruella, Connor (PK)	Garner, N.C.	15	Ward, David (FB)	Raleigh, N.C.	08
Townes, Marvin (RB)	Warrenton, N.C.	01-04	Ward, Kevin (LB)	Kinston, N.C.	98-01
Trevathan, Henry (QB)	Greenville, N.C.	78-79	Ward, Stuart (C)	Greenville, N.C.	83-85
Tripp, Stuart (C)		41	Warren		48
Troth, Mike (FL)	Hampton, Va.	73	Warren, Jeffrey (LB)	Snow Hill, N.C.	77,79-80
Troth, Paul (QB)	Davidson, N.C.	01-03	Warren, Joe (DB)	Fairson, N.C.	74
Trotman, Paul (G)	Portlock, Va.	49	Warren, John (FB)		54
Troupe, Greg (C)	Alexandria, Va.	71-73	Washington, Billy Ray (SE)	Jacksonville, N.C.	77-79
Truslow, Grover (T)	Lumberton, N.C.	69-71	Washington, Marc (DE)	Reidsville, N.C.	90-91
Tucker, Bill (C)	Albemarle, N.C.	67-68	Washington, Robert (DE)	Glenville, Ga.	84-85
Tucker, George (G/T)	Monroe, N.C.	52-54	Waters, Bubba (RB)	Bath, N.C.	84-87
<b>Tucker, Sean (DB)</b>	<b>Washington, D.C.</b>	<b>20</b>	Watley, Anthony (TE)	Jacksonville, Fla.	16-17,19
Tucker, W. Eric (HB)	Greenville, N.C.	32	Watkins, Ed (OL)	Midlothian, Va.	96
Tucker, Waylan		39	Watts, Randy (DT)	Sandersville, Ga.	84
Tudor, Kyle (LB)	Augusta, Ga.	10-13	Wayne, Jeff (E)	Charlotte, N.C.	66-67
Turner, Alex (DL)	Houston, Texas	16-19	Weathersbee, Paul (C)	Norwood, N.C.	67-69
Turner, Frank (T)	Fayetteville, N.C.	52	Weathington, Wendle F. (G)	Mooreville, N.C.	61
Turner, George (QB)	London Bridge, Va.	57-59	Weaver, Bobby (QB)	Darnestown, Md.	97-99
Turner, Jeff (CB)	Darien, Conn.	84-85	Weaver, Mike (QB)	Williamston, N.C.	74-76
Turner, Randy (DE)	Augusta, Ga.	79	Webb, Boyd (QB)	Gaston, N.C.	51-54
Twitty, Amos (LB)	Heath Springs, S.C.	81-82	Webster, Danny (WR)	Havelock, N.C.	11-12
Tyler, Tim (T)	Alexander, Va.	68-70			
Tynes, Ernest (DB)	Miami, Fla.	89-90			

Webster, Harry (WB)	Murfreesboro, N.C.	64	Wilson, C.J. (DE)	Belhaven, N.C.	06-09
West, Lorenzo (DL)	Atlanta, Ga.	93-96	Wilson, Damon (RB)	Jacksonville, Fla.	91-94
Wetherington, M.G.		46-47	Wilson, Fred (LB)	Cross, S.C.	06-07
Weymann, Jonathon (QB)	Charlotte, N.C.	13	Wilson, Jamie (RB)	Greenville, N.C.	97-00
Wheeler, Bob		46	<b>Wilson, Jireh (DB)</b>	<b>Jacksonville, N.C.</b>	<b>19-20</b>
Wheeler, George (T)	Huntersville, N.C.	67-69	Wilson, Lewis (QB)	Foley, Ala.	85
Wheeler, James (FB)	Wilson, N.C.	64	Wilson, Nick (OT)	Marietta, Ga.	90-92
Wheeliss, Dan		46	Wilson, Walter (WR)	Baltimore, Md.	86-89
Whimper, Guy (OT/DL/LB)	Havelock, N.C.	02-05	Winesette, Frank		46
Whitaker, Orlando (QB)	Battleboro, N.C.	91	Wingenbach, Thomas (OL)	Winchester, Va.	05-06
White, Cam (LB)	Apex, N.C.	14-16	Winslow, Cecil (E)	Hertford, N.C.	49-50
White, Doug (OL)	Norristown, Pa.	00-03	Winstead, Peyton (OL)	Raleigh, N.C.	18
White, Johnathon (DE)	High Point, N.C.	12-15	Winters, Gene (C)	Dunn, N.C.	76-78
White, Marcus (WR)	Richmond, Va.	00-02	Witherspoon, Michael (DB)	Lawrenceville, Ga.	18
Whitehead, Donald (CB)	Battleboro, N.C.	01-04	Withrow, Bob (E)	Dayton, Ohio	66-68
Whitehead, Stacy (OL)	New Bern, N.C.	95-96	Wolter, Tim (P-DB)	Wendell, N.C.	85-86,89
Whiting, Al (WR)	Dalzell, S.C.	88-90	Womack, Joe (WR)	Jacksonville, N.C.	08-11
Whitley, George (WB)	Huntersville, N.C.	68-70	Wood, George		46
Whitley, Norman (RB)	Hamlet, N.C.	08-10	Wood, Hunter (OL)	Shalimar, Fla.	02-05
Wickizer, Kent (T)	Morehead City, N.C.	55-56	Woodard, William		32
Wiggins, Jarrett (LB)	Camden, S.C.	05-06	Woodard, Woodrow		32
Wiggins, Kevin (C)	Pink Hill, N.C.	93-95	Woody, Floyd (B)		41
Wiggins, Korrin (DB)	Durham, N.C.	17	Woody, Jim (K)	Clinton, N.C.	72-74
Wiggins, Reese (WR)	Durham, N.C.	11-14	Woolard, Hilton (E)	Bath, N.C.	57
Wigfall, Nate (DT)	Jacksonville, N.C.	78-80	Woolley, Pete (C-LB)	River Vale, N.J.	69-71
Wightman, Billy (TB)	Graham, N.C.	67-69	Wornick, Brad (QB)	Charlotte, N.C.	10
Wike, Johnny (G)	Mt. Holly, N.C.	58-59	Wortham, Tony (DT)	Atlanta, Ga.	90-91
Wiley, Roy (FB)	Burlington, N.C.	78-81	Worthy, Cam (WR)	Blair, S.C.	13-14
Wilfore, Vic (WR)	Greenville, N.C.	72-74	Worthington, Tom		32
<b>Wilk, Teagan (DB)</b>	<b>Berwick, Pa.</b>	<b>20</b>	Woullard, Gabe (LB)	Valencia, Calif.	12-13
Wilkerson (E)	Greenville, N.C.	36	Wrenn, Gerald (K)	Danville, Va.	68-70
Wilkerson, George (DE)	Wilson, N.C.	72-74	Wright, Dan		32
Wilkerson, Whitley (C)	Wilson, N.C.	79-82	Wright, Darius (LB)	Irmo, S.C.	15
Wilkins, Jerry (FB)	Dunn, N.C.	60	Wright, Richard (DB)	Fayetteville, N.C.	90-91
Williams, Abb (HB)	Elizabeth City, N.C.	46,48-49	Wright, Sakeen (TE)	Glassboro, N.J.	02-03
Williams, Alan (DE)	Williamston, N.C.	71	Wright, Steve (G)	Rocky Mount, N.C.	64
Williams, Allen (WR)	Rock Hill, N.C.	93-94	Wruck, Ernie (LB)	Brookhaven, N.Y.	73
Williams, B.		48	Wunch, Bob (WB)	Raleigh, N.C.	69
Williams, Bernard (DT)	Winston-Salem, N.C.	98-01	Wyatt, Curtis (DE)	Compton, Calif.	82-84
Williams, Brandon (LB)	Rock Hill, S.C.	11-14	Wyatt, John		46
Williams, Brian (SN)	Garner, N.C.	93-96	Wynn, Vernard (CB)	Moore, N.C.	84-85
Williams, Bryce (TE)	Winston-Salem, N.C.	13-15	Wynne, J.C.		32
Williams, Chipper (T)	Raleigh, N.C.	69			
Williams, Clifford (NG)	Fayetteville, N.C.	78-80			
Williams, Dempsey (G)	Fayetteville, N.C.	58-60			
Williams, Guy (SN)	New Bern, N.C.	01			
Williams, Henry (FL)	Tunica, Miss.	83-84			
Williams, Jimmy (WR)	Washington, N.C.	14-17			
Williams, Joe (G)	Greenville, N.C.	37-40			
Williams, John (E)	Rocky Mount, N.C.	67			
Williams, John (DT)	Norfolk, Va.	73			
Williams, John (QB/P)	Easley, S.C.	82			
Williams, Jonathan (RB)	Greenville, N.C.	07-10			
Williams, Jordan (LB)	Fayetteville, N.C.	14-17			
Williams, Larry (OL)	Wilmington, N.C.	14			
Williams, Ron (WR)	Rock Hill, S.C.	91,93			
Williams, Tay (RB)	Lake Placid, Fla.	19			
Williams, Terrell (NG)	Los Angeles, Calif.	95-96			
Williams, Terry (DL)	Loganville, Ga.	11-14			
Williams, Travis (DB)	Daytona Beach, Fla.	04-07			
Williamson, John (LB)	Laurinburg, N.C.	84-87			
Williamson, John (OLB)	Cerro Gordo, N.C.	99-02			
Williamson, Wilbur (WR)	Newport News, Va.	72-75			
Willis, Chris (DL)	Shelby, N.C.	20			
Willis, Glenn (LB)	Beaufort, N.C.	86-88			
Willis, Reyn (WR)	Raleigh, N.C.	08-09			
Wilmer, Danny (E/LB)	Buena Vista, Va.	67-69			
Wilson, Bill (P)	Sallisaw, Okla.	93			
Wilson, Buck (C)	Chapanoke, N.C.	48,50			

**Y**

Yarborough, Illard (HB)	High Point, N.C.	48,51-52
Yartin, Michael (SN)	Monessen, Pa.	02-03,05
Yates, Seth (TE)	Martinez, Ga.	00-02
Yellock, Marc (LB)	Roxboro, N.C.	97-00
Yelverton, Antwane (LB)	Snow Hill, N.C.	99-02
Young, Bob (B)		40-41
Young, Dennis (TB)	Winston-Salem, N.C.	66-67
Young, Jack (T)		40-41
Young, John		46
<b>Young, Jonn (P)</b>	<b>Advance, N.C.</b>	<b>18-20</b>
Young, Pinky (E)		54-55

**Z**

Zadnik, Chuck (DT)	Monongahela, Pa.	70-71
Zehring, Ralph (QB)	Alexandria, Va.	56-59
Zophy, Peter (WR)	Burke, Va.	91-92
Zuras, Nick (B)		41

**2021 returners in bold**

# RECORDS



# Rushing

## Individual Rushing Records

### Carries

<b>GAME</b>	42	.....	Scott Harley vs. NC State, 11/30/96
<b>SEASON</b>	340	.....	Carlester Crumpler, 1972
<b>CAREER</b>	732	.....	Junior Smith, 1991-94

### Rushing Yards

<b>GAME</b>	351	.....	Scott Harley vs. NC State, 11/30/96
<b>SEASON</b>	1,745	.....	Scott Harley, 1996
<b>CAREER</b>	3,745	.....	Junior Smith, 1991-94

### Rushing Yards Per Game

<b>SEASON</b>	158.6	...	Scott Harley, 1996 (1,745 yards in 11 games)
<b>CAREER</b>	90.3	.....	Carlester Crumpler, 1971-73 (2,889 yards in 32 games)

### Rushing Yards Per Carry

<b>GAME</b>	21.0	....	James Speight vs. Newport News Apprentice, 11/16/59 (5 for 105)
<b>SEASON</b>	8.3	.....	Glenn Bass, 1960 (100 for 833)
<b>CAREER</b>	6.5	.....	James Speight, 1955-59 (350 for 2,276)

### 100-Yard Rushing Games

<b>SEASON</b>	9	.....	Carlester Crumpler, 1972
<b>CAREER</b>	16	.....	Junior Smith, 1991-94
<b>CONSECUTIVE</b>	6	.....	Carlester Crumpler, 10/28/72 - 09/08/73 Leonard Henry, 09/08/01 - 10/20/01

### Rushing Touchdowns

<b>GAME</b>	6	.....	Scott Harley vs. Ohio, 11/16/96
<b>SEASON</b>	17	.....	Carlester Crumpler, 1972 Chris Johnson, 2007
<b>CAREER</b>	37	.....	Carlester Crumpler, 1971-73



Carlester Crumpler

## MOST RUSHING YARDS - GAME

No.	Yds.	Att.	TD	Name	Opponent	Date
1.	351	42	2	Scott Harley	NC State	11/30/96
2.	301	20	4	Chris Johnson	Memphis	11/03/07
3.	291	41	1	Scott Harley	South Carolina	09/21/96
4.	282	31	3	Junior Smith	Tulsa	11/06/93
5.	245	37	3	Billy Wightman	Davidson	11/08/69
6.	234	18	2	Leonard Henry	Cincinnati	11/10/01
7.	232	31	2	Junior Smith	Arkansas State	11/14/92
8.	223	28	1	Chris Johnson	Boise State	12/23/07
9.	218	19	2	Leonard Henry	Tulane	09/08/01
10.	212	20	1	Reggie McKinney	Cincinnati	10/10/87
11.	211	18	2	Breon Allen	North Carolina	09/20/14
12.	209	26	1	Jerris McPhail	Memphis	11/18/95
13.	205	28	6	Scott Harley	Ohio	11/16/96
14.	198	25	2	Vintavious Cooper	Ohio	12/23/13
15.	195	29	3	Leonard Henry	Marshall	12/19/01
16.	192	28	2	Junior Smith	South Carolina	10/08/94
17.	188	30	1	Art Brown	South Florida	10/19/02
18.	186	35	0	Vintavious Cooper	North Carolina	09/28/13
19.	185	27	2	Art Brown	Tulane	09/14/02
20.	184	39	3	Marvin Townes	Army	10/18/03
	184	34	3	Carlester Crumpler	Appalachian State	11/17/73
22.	183	20	1	Jamie Wilson	West Virginia	09/04/99
	183	18	1	Dave Alexander	Howard	09/26/64
24.	180	23	1	Earnest Byner	William & Mary	11/13/82
25.	178	20	1	Jerris McPhail	Central Michigan	09/16/95
	178	14	3	Leander Green	Richmond	11/10/79
27.	177	14	1	Leonard Henry	Syracuse	09/29/01
	177	21	2	Eddie Hicks	Southern Illinois	10/09/76
29.	176	29	2	Butch Colson	Furman	11/04/67
	176	27	1	Dave Alexander	Lenoir-Rhyne	11/06/65
31.	175	38	1	Scott Harley	Temple	10/21/95
<b>32.</b>	<b>172</b>	<b>22</b>	<b>1</b>	<b>Rahjai Harris</b>	<b>Navy</b>	<b>10/17/20</b>
	172	26	2	Vintavious Cooper	UAB	10/20/12
	172	31	0	Dominique Lindsay	Tulsa	11/15/09
35.	170	17	0	Les Strayhorn	Toledo	09/12/70
	170	41	0	Butch Colson	Southern Miss	11/22/69
	170	31	2	Dave Alexander	Maine	12/11/65
38.	169	21	2	James Summers	Virginia Tech	09/26/15
	169	24	1	Reggie Bullock	UAB	09/24/11
	169	34	0	Junior Smith	Kentucky	11/13/93
	169	38	1	Carlester Crumpler	Dayton	11/18/72
42.	168	16	2	Billy Wightman	Furman	11/01/69
43.	167	26	3	Leonard Henry	Houston	11/11/00
44.	166	26	1	Billy Wallace	Davidson	11/28/70
45.	165	28	2	Marvin Townes	Tulane	11/22/03
	165	24	1	Scott Harley	East Tenn. State	09/07/96
	165	23	2	Junior Smith	Temple	09/17/94
	165	20	0	Tony Baker	Temple	11/20/82
49.	164	28	1	Junior Smith	Syracuse	09/09/93
	164	20	1	Tony Baker	SW Texas State	09/14/85
	164	8	1	Eddie Hicks	Virginia	11/08/75

## MOST RUSHING YARDS - SEASON

No.	Player	Year	Att.	Net Yds.	Avg.
1.	Scott Harley	1996	307	1,745	5.7
2.	Leonard Henry	2001	184	1,432	7.8
3.	Chris Johnson	2007	236	1,423	6.0
4.	Junior Smith	1993	278	1,352	4.9
5.	Carlester Crumpler	1972	340	1,309	3.9
6.	Junior Smith	1994	226	1,204	5.3
7.	Vintavious Cooper	2013	230	1,193	5.2
8.	Dominique Lindsay	2009	239	1,180	4.9
9.	Butch Colson	1967	252	1,135	4.5
10.	Anthony Collins	1979	154	1,130	7.3

## MOST RUSHING YARDS - CAREER

No.	Player	Years	Att.	Net Yds.	Avg.
1.	Junior Smith	1991-94	732	3,745	5.12
2.	Leonard Henry	1998-01	519	3,089	5.95
3.	Chris Johnson	2004-07	624	2,982	4.78
4.	Carlester Crumpler	1971-73	658	2,889	4.39
5.	Tony Baker	1982-85	563	2,825	5.02
6.	Theodore Sutton	1977-80	507	2,730	5.38
7.	Butch Colson	1967-69	638	2,512	3.94
8.	Scott Harley	1995-97	488	2,465	5.05
9.	Vintavious Cooper	2012-13	430	2,242	5.21
10.	Anthony Collins	1977-80	367	2,207	6.01

## LONGEST RUSHING PLAYS

No.	Yds.	Name	Opponent	Date
1.	95	Eddie Hicks	William & Mary	11/12/77
2.	93	Dave Alexander	Howard	09/26/64
3.	92	Leonard Henry	Tulane	09/08/01
4.	88	Ken Strayhorn	Davidson	10/06/73
5.	87	Leander Green	Richmond	11/08/79
	87	Eddie Hicks	Virginia	11/08/75
7.	86	Chris Johnson	Wake Forest	09/11/04
8.	84	Breon Allen	North Carolina	09/20/14
9.	82	Leander Green	North Carolina	09/03/77
	82	Tom Michel	Northeastern	12/14/63



Junior Smith currently ranks as the Pirates' all-time leader in carries (732) and rushing yards (3,745).

## ECU's All-Time Leading Rushers



### Junior Smith

Fayetteville, N.C. • 1991-94

- Three-time All-America honorable mention selection
- Two-time All-South selection
- 16 games with 100 or more rushing yards
- Top 10 candidate for Doak Walker Award
- 1994 Liberty Bowl Scholar-Athlete Award

### CAREER STATS

Year	Rush	Yds.	TD	Lg.	Rec.	Yds.	TD	Lg.
1991	42	152	0	23	1	-6	0	-
1992	186	1,037	9	55	10	38	0	11
1993	278	1,352	9	65	12	101	0	26
1994	226	1,204	9	54	35	306	1	37
<b>Total</b>	<b>732</b>	<b>3,745</b>	<b>27</b>	<b>65</b>	<b>58</b>	<b>439</b>	<b>1</b>	<b>37</b>



### Leonard Henry

Clinton, N.C. • 1998-2001

- Third-team All-America selection
- 2002 Hula Bowl participant
- Doak Walker Award semifinalist
- Two-time All-Conference USA selection
- Nation's sixth-leading rusher in 2001

### CAREER STATS

Year	Rush	Yds.	TD	Lg.	Rec.	Yds.	TD	Lg.
1998	125	634	4	55	2	18	0	13
1999	77	312	1	25	8	64	0	21
2000	133	711	8	77	18	137	1	35
2001	184	1,432	16	92	26	210	2	37
<b>Total</b>	<b>519</b>	<b>3,089</b>	<b>29</b>	<b>92</b>	<b>54</b>	<b>429</b>	<b>3</b>	<b>37</b>



### Chris Johnson

Orlando, Fla. • 2004-07

- Set or tied 18 school single-game, season and career records
- First-team All-America selection (*Pro Football Weekly*)
- Led nation in all-purpose yards as a senior
- Nine games with 100 or more rushing yards
- First round draft pick by Tennessee Titans (No. 24 overall)

### CAREER STATS

Year	Rush	Yds.	TD	Lg.	Rec.	Yds.	TD	Lg.
2004	134	561	5	86	32	236	2	29
2005	176	684	6	39	35	356	2	81
2006	78	314	4	43	21	176	0	17
2007	236	1,423	17	70	37	528	6	78
<b>Total</b>	<b>624</b>	<b>2,982</b>	<b>32</b>	<b>86</b>	<b>125</b>	<b>1,296</b>	<b>10</b>	<b>81</b>

# Passing

## Individual Passing Records

### Attempts

<b>GAME</b>	<b>68</b>	Gardner Minshew vs. Houston, 11/04/17
<b>SEASON</b>	<b>617</b>	Shane Carden, 2014
<b>CAREER</b>	<b>1,579</b>	Shane Carden, 2011-14

### Completions

<b>GAME</b>	<b>52</b>	Gardner Minshew vs. Houston, 11/04/17
<b>SEASON</b>	<b>393</b>	Dominique Davis, 2010
<b>CAREER</b>	<b>1,052</b>	Shane Carden, 2011-14

### Highest Completion Percentage

<b>GAME</b>	<b>88.9</b>	Dominique Davis vs. Navy, 10/22/11 (40-of-45)
<b>SEASON</b>	<b>70.5</b>	Shane Carden, 2013 (387-of-549) <i>(min. 150 att.)</i>

### Interceptions

<b>GAME</b>	<b>5</b>	Bill Bailey vs. Louisville, 11/25/66 John Casazza vs. Richmond, 10/24/70 Michael Anderson vs. Southern Miss, 10/29/92
<b>SEASON</b>	<b>23</b>	Michael Anderson, 1992
<b>CAREER</b>	<b>39</b>	David Garrard, 1998-01

### Passing Yards

<b>GAME</b>	<b>535</b>	Holton Ahlers vs. Cincinnati, 11/02/19
<b>SEASON</b>	<b>4,736</b>	Shane Carden, 2014
<b>CAREER</b>	<b>11,991</b>	Shane Carden, 2011-14

### Passing Yards Per Game

<b>SEASON</b>	<b>364.3</b>	Shane Carden, 2014
<b>CAREER</b>	<b>299.8</b>	Shane Carden, 2011-14

### Touchdown Passes

<b>GAME</b>	<b>6</b>	Holton Ahlers vs. SMU, 11/09/19
<b>SEASON</b>	<b>37</b>	Dominique Davis, 2010
<b>CAREER</b>	<b>86</b>	Shane Carden, 2011-14

### Longest Pass Play

<b>GAME</b>	<b>95</b>	twice, last by Gardner Minshew to Trevon Brown vs. Cincinnati, 11/18/17
-------------	-----------	---

### Pass Efficiency Rating

<b>SEASON</b>	<b>150.01</b>	Shane Carden, 2013 <i>(min. 100 att.)</i>
---------------	---------------	--



David Garrard stands second all-time with 9,029 passing yards.

## MOST PASSING YARDS - GAME

No.	Yds.	A-C	Name	Opponent	Date
1.	535	52-32	Holton Ahlers	Cincinnati	11/02/19
2.	498	42-32	Holton Ahlers	SMU	11/07/19
3.	480	55-41	Shane Carden	Tulane	10/12/13
4.	465	50-35	Blake Kemp	UCF	11/19/15
5.	463	68-52	Gardner Minshew	Houston	11/04/17
6.	449	62-34	Holton Ahlers	Memphis	11/03/18
7.	447	54-46	Shane Carden	Old Dominion	08/31/13
8.	445	64-38	Shane Carden	Connecticut	10/23/14
9.	444	45-31	Gardner Minshew	Cincinnati	11/18/17
10.	439	47-38	Shane Carden	Marshall	11/23/12
11.	438	48-30	Shane Carden	North Carolina	09/20/14
12.	427	66-34	Shane Carden	Florida	01/03/15
	427	47-23	Shane Carden	Virginia Tech	09/13/14
14.	426	39-30	Thomas Sirk	Connecticut	09/24/17
15.	425	61-35	Shane Carden	Cincinnati	11/13/14
16.	417	58-41	Dominique Davis	North Carolina	10/01/11
17.	414	44-33	David Garrard	Memphis	11/21/98
18.	413	65-43	Dominique Davis	Navy	11/06/10
19.	410	41-31	Shane Carden	SMU	10/04/14
20.	406	53-29	Holton Ahlers	UCF	10/20/18
	406	41-31	Patrick Pinkney	North Carolina	09/08/07

## MOST PASSING YARDS - SEASON

No.	Player	Years	Att.	Cmp.	TD	Yds.
1.	Shane Carden	2014	617	392	30	4,736
2.	Shane Carden	2013	549	387	33	4,139
3.	Dominique Davis	2010	609	393	37	3,967
4.	Holton Ahlers	2019	442	264	21	3,387
5.	Dominique Davis	2011	494	334	25	3,225
6.	Shane Carden	2012	413	273	23	3,116
7.	Jeff Blake	1991	368	203	28	3,073
8.	Patrick Pinkney	2009	440	259	15	2,947
9.	James Pinkney	2006	397	232	12	2,783
10.	James Pinkney	2005	366	222	14	2,773

## MOST PASSING YARDS - CAREER

No.	Player	Years	Att.	Cmp.	TD	Yds.
1.	Shane Carden	2011-14	1,579	1,052	86	11,991
2.	David Garrard	1998-01	1,169	666	60	9,029
3.	James Pinkney	2003-06	1,189	687	46	8,173
4.	Marcus Crandell	1993-96	1,133	620	58	7,198
5.	Dominique Davis	2010-11	1,103	727	62	7,192
6.	Holton Ahlers	2018-20	974	556	51	7,093
7.	Patrick Pinkney	2005-09	1,003	603	39	6,980
8.	Jeff Blake	1988-91	667	360	43	5,133
9.	Travis Hunter	1986-89	587	280	32	3,928
10.	Dan Gonzalez	1994-97	610	346	23	3,868

## MOST COMPLETIONS - SEASON

No.	Player	Year	Cmp.	Att.	TD	Yds.
1.	Dominique Davis	2010	393	609	37	3,967
2.	Shane Carden	2014	392	617	30	4,736
3.	Shane Carden	2013	387	549	33	4,139
4.	Dominique Davis	2011	334	494	25	3,225
5.	Shane Carden	2012	273	413	23	3,116
6.	Holton Ahlers	2019	264	442	21	3,387
7.	Blake Kemp	2015	260	375	16	2,658
8.	Patrick Pinkney	2009	259	440	15	2,947
9.	Dan Gonzalez	1997	253	431	16	2,510
10.	Philip Nelson	2016	237	349	16	2,621

## MOST COMPLETIONS - CAREER

No.	Player	Years	Cmp.	Att.	TD	Yds.
1.	Shane Carden	2012-14	1,052	1,579	86	11,991
2.	Dominique Davis	2010-11	727	1,103	62	7,192
3.	James Pinkney	2003-06	687	1,189	46	8,173
4.	David Garrard	1998-01	666	1,169	60	9,029
5.	Marcus Crandell	1993-96	620	1,133	58	7,198
6.	Patrick Pinkney	2005-09	603	1,003	39	6,980
7.	<b>Holton Ahlers</b>	<b>2018-20</b>	<b>556</b>	<b>974</b>	<b>51</b>	<b>7,093</b>
8.	Jeff Blake	1988-91	360	667	43	5,133
9.	Dan Gonzalez	1994-97	346	610	23	3,868
10.	Gardner Minshew	2016-17	293	506	24	3,487

## LONGEST PASS PLAYS

No.	Yds.	From/To	Opponent	Date
1.	95	Gardner Minshew/Trevon Brown	Cincinnati	11/18/17
	95	Gardner Minshew/Trevon Brown	West Virginia	09/09/17
3.	91	Jeff Blake/Luke Fisher	Florida State	09/08/90
4.	87	Mike Weaver/Terry Gallaher	Appalachian St.	09/13/75
5.	85	Marcus Crandell/Mitchell Galloway	Tulsa	11/11/95
6.	84	Dominique Davis/Reese McGinnis	UCF	11/19/11
	84	Charlie Libretto/Reggie McKinney	Southern Miss	09/24/88
8.	83	Carl Summerell/Tim Dameron	VMI	09/09/72
9.	81	James Pinkney/Phillip Henry	SMU	10/15/05
	81	Bill Cline/Larry Rudisill	Northeastern	12/14/63



Dominique Davis ranks second all-time in completions with 727, while standing fifth in passing yards (7,192) despite playing only two seasons at ECU.

## ECU's All-Time Leading Passers



### Shane Carden

#### Houston, Texas • 2011-14

- 2015 Reese's Senior Bowl participant
- Conference USA MVP (2013) and American Athletic Conference Player-of-the-Year (2014)
- Set 18 single-game, single-season and career records
- 2014 Davey O'Brien and Earl Campbell Tyler Rose Award semifinalist
- 2013 *SI.com* All-America selection (honorable mention)

### CAREER STATS

Year	Att.	Cmp.	Pct.	Yds.	TD	Int.	Rush	Yds.	TD
2011	0	0	00.0	0	0	0	0	0	0
2012	413	273	66.1	3,116	23	10	85	74	8
2013	549	387	70.5	4,139	33	10	90	103	10
2014	617	392	63.5	4,736	30	10	96	76	6
<b>Total</b>	<b>1,579</b>	<b>1,052</b>	<b>66.6</b>	<b>11,991</b>	<b>86</b>	<b>30</b>	<b>271</b>	<b>253</b>	<b>24</b>



### David Garrard

#### Durham, N.C. • 1998-2001

- 2002 Senior Bowl participant
- Three-time All-Conference USA selection
- Broke 28 school passing and total offense records
- 2001 Unitas Golden Arm Award candidate

### CAREER STATS

Year	Att.	Cmp.	Pct.	Yds.	TD	Int.	Rush	Yds.	TD
1998	255	157	61.6	2,091	14	7	127	164	2
1999	312	181	58.0	2,359	14	12	138	493	8
2000	312	164	52.6	2,332	19	11	135	358	5
2001	290	164	56.6	2,247	13	9	116	194	6
<b>Total</b>	<b>1,169</b>	<b>666</b>	<b>57.0</b>	<b>9,029</b>	<b>60</b>	<b>39</b>	<b>516</b>	<b>1,209</b>	<b>21</b>



### Marcus Crandell

#### Robersonville, N.C. • 1993-96

- 1995 First-Team National All-Independent selection
- Ranked in nation's top 10 in total offense in 1994 and 1995
- 1996 Unitas Golden Arm Award candidate
- 1996 East-West Shrine Game participant

### CAREER STATS

Year	Att.	Cmp.	Pct.	Yds.	TD	Int.	Rush	Yds.	TD
1993	40	19	47.5	253	3	1	7	37	0
1994	401	230	57.4	2,687	21	15	71	96	1
1995	447	235	52.6	2,751	18	12	94	201	6
1996	245	136	55.5	1,507	16	10	43	109	0
<b>Total</b>	<b>1,133</b>	<b>620</b>	<b>54.7</b>	<b>7,198</b>	<b>58</b>	<b>38</b>	<b>215</b>	<b>443</b>	<b>7</b>

# Receiving

## Individual Receiving Records

### Receptions

<b>GAME</b>	22	.....Zay Jones vs. South Carolina, 09/17/16
<b>SEASON</b>	*158	..... Zay Jones, 2016
by TE	58	.....Bryce Williams, 2015
by RB	52	.....Jonathan Williams, 2010
by WR	158	..... Zay Jones, 2016
<b>CAREER</b>	*399	.....Zay Jones, 2013-16
by TE	102	..... Luke Fisher, 1988-91
by RB	125	.....Chris Johnson, 2004-07
by WR	399	.....Zay Jones, 2013-16

### Receiving Yards

<b>GAME</b>	283	.....C.J. Johnson vs. Cincinnati, 11/02/19
<b>SEASON</b>	1,746	..... Zay Jones, 2016
by TE	695	.....Davon Drew, 2008
by RB	528	.....Chris Johnson, 2007
by WR	1,746	..... Zay Jones, 2016
<b>CAREER</b>	4,541	.....Justin Hardy, 2011-14
by TE	1,462	..... Luke Fisher, 1988-91
by RB	1,296	..... Chris Johnson, 2004-2007
by WR	4,541	.....Justin Hardy, 2011-14

### Average Per Reception

<b>GAME</b>	72.7	..... Terry Gallaher vs. Appalachian State, 9/13/75 (3 for 218)
<b>SEASON</b>	33.3	..... Terry Gallaher, 1975 (13 for 433)
(min. 10 rec.)		
<b>CAREER</b>	26.7	..... Billy Ray Washington, 1977-79 (41 for 1,462)
by TE	14.3	..... Luke Fisher, 1988-91 (102 for 1,462)
by RB	12.0	..... Tom Grant, 1965-67 (51 for 613)
by WR	26.7	..... Billy Ray Washington, 1977-79 (41 for 1,096)

### Touchdown Receptions

<b>GAME</b>	4	..... Walter Wilson vs. Pittsburgh, 11/18/89
<b>SEASON</b>	14	..... Lance Lewis, 2010
by TE	6	.....Luke Fisher, 1990
by RB	6	.....Jerris McPhail, 1993 Chris Johnson, 2007
by WR	14	..... Lance Lewis, 2010
<b>CAREER</b>	35	.....Justin Hardy, 2011-14
by TE	13	..... Bryce Williams, 2013-15
by RB	10	.....Chris Johnson, 2004-07
by WR	35	.....Justin Hardy, 2011-14

Zay Jones set the FBS record for career receptions against Navy on 11/19/16.

## MOST RECEPTION YARDS - GAME

No.	Yds.	Rec.	Name	Opponent	Date		
1.	283	12	C.J. Johnson	Cincinnati	11/02/19		
2.	270	9	Trevon Brown	Cincinnati	11/18/17		
3.	240	19	Tyler Sneed	SMU	11/09/19		
4.	230	17	Justin Hardy	Tulane	10/12/13		
5.	224	6	Cam Worthy	Virginia Tech	09/13/14		
6.	223	11	Davon Grayson	Connecticut	09/24/17		
7.	218	3	Terry Gallaher	Appalachian State	09/13/75		
8.	212	12	Zay Jones	Navy	11/19/16		
9.	206	13	Zay Jones	Tulsa	11/05/16		
10.	193	10	Trevon Brown	Memphis	11/03/18		
11.	191	16	Justin Hardy	Old Dominion	08/31/13		
12.	190	22	Zay Jones	South Carolina	09/17/16		
13.	188	15	Justin Hardy	Cincinnati	11/13/14		
14.	186	14	Justin Hardy	Connecticut	10/23/14		
15.	185	19	Zay Jones	Connecticut	10/29/16		
16.	182	13	Blake Proehl	Tulane	11/07/20		
17.	181	14	Zay Jones	UCF	11/19/15		
18.	180	10	Zay Jones	Western Carolina	09/03/16		
19.	179	3	Jimmy Williams	Virginia Tech	09/24/16		
20.	177	7	Troy Smith	Army	10/03/98		
21.	173	12	Zay Jones	SMU	11/12/16		
22.	172	7	Walter Wilson	Pittsburgh	11/18/89		
23.	171	16	Justin Hardy	Marshall	11/23/12		
24.	169	14	Dick Corrada	Southern Illinois	10/11/70		
25.	168	7	Troy Smith	Wake Forest	09/13/97		
26.	166	10	Lance Lewis	North Carolina	10/01/11		
27.	164	10	Davon Grayson	BYU	10/21/17		
			164	6	Troy Smith	UAB	10/10/98
29.	163	10	Aundrea Allison	Duke	09/03/05		
30.	161	8	Trevon Brown	Tulane	11/10/18		
			161	5	Damarcus Fox	Cincinnati	09/25/04



## MOST RECEPTION YARDS - SEASON

No.	Player	Year	Yds.	Rec.	Avg.	TD
1.	Zay Jones	2016	1,746	158	11.1	8
2.	Justin Hardy	2014	1,494	121	12.3	10
3.	Justin Hardy	2013	1,284	114	11.3	8
4.	Trevon Brown	2018	1,123	74	15.2	9
	Dwayne Harris	2010	1,123	101	11.1	10
6.	Lance Lewis	2010	1,116	89	12.5	14
7.	Justin Hardy	2012	1,105	88	12.6	11
8.	Zay Jones	2015	1,099	98	11.2	5
9.	Trevon Brown	2017	1,069	60	17.8	7
10.	Aundrae Allison	2005	1,024	83	12.3	7

## MOST RECEPTION YARDS - CAREER

No.	Player	Years	Yds.	Rec.	Avg.	TD
1.	Justin Hardy	2011-14	4,541	387	11.7	35
2.	Zay Jones	2013-16	4,279	399	10.7	23
3.	Dwayne Harris	2007-10	3,001	268	11.2	20
4.	Trevon Brown	2014-18	2,952	189	15.6	24
5.	Troy Smith	1995-98	1,982	129	15.4	11
6.	Davon Grayson	2013-17	1,767	135	13.1	13
7.	Mitchell Galloway	1993-96	1,754	131	13.4	9
8.	Aundrae Allison	2005-06	1,732	145	11.9	11
9.	Jimmy Williams	2013-17	1,722	119	14.5	14
10.	Lance Lewis	2010-11	1,716	149	11.5	22

## MOST RECEPTIONS - SEASON

No.	Player	Year	Rec.	Yds.	Avg.	TD
1.	Zay Jones	2016	158	1,746	11.1	8
2.	Justin Hardy	2014	121	1,494	12.3	10
3.	Justin Hardy	2013	114	1,284	11.3	8
4.	Dwayne Harris	2010	101	1,123	11.1	10
5.	Zay Jones	2015	98	1,099	11.2	5
6.	Lance Lewis	2010	89	1,116	12.5	14
7.	Justin Hardy	2012	88	1,105	12.6	11
8.	Terrance Copper	2003	87	897	10.3	2
9.	Dwayne Harris	2009	83	978	11.8	7
	Aundrae Allison	2005	83	1,024	12.3	7

## MOST RECEPTIONS - CAREER

No.	Player	Years	Rec.	Yds.	Avg.	TD
1.	Zay Jones	2013-16	399	4,279	10.7	23
2.	Justin Hardy	2011-14	387	4,541	11.7	35
3.	Dwayne Harris	2007-10	268	3,001	11.2	20
4.	Trevon Brown	2014-18	189	2,952	15.6	24
5.	Jason Nichols	1994-97	152	1,557	10.2	9
6.	Lance Lewis	2010-11	149	1,716	11.5	22
7.	Aundrae Allison	2005-06	145	1,732	11.9	11
8.	Terrance Copper	2000-03	139	1,683	12.1	3
9.	Davon Grayson	2013-17	135	1,767	13.1	13
10.	Tyler Snead	2018-20	134	1,519	11.3	14

## ECU's All-Time Leading Receivers



### Zay Jones

#### Austin, Texas • 2013-16

- 2017 Reese's Senior Bowl participant
- Named to 14 All-America teams, including six first-team selections
- NCAA (FBS) all-time receptions leader (399)
- Set NCAA (FBS) single-season receptions mark (158 in 2016)
- ECU's second-ever 4,000-yard receiver
- Finalist for Biletnikoff Award, William V. Campbell Trophy and Senior CLASS Award
- CoSIDA Academic All-America (second-team)
- Second-round draft pick by the Buffalo Bills

## CAREER STATS

Year	Rec.	Yds.	Avg.	TD	Lg.
2013	62	604	9.7	5	59
2014	81	830	10.2	5	41
2015	98	1,099	11.2	5	36
2016	158	1,746	11.1	8	77
<b>Total</b>	<b>399</b>	<b>4,279</b>	<b>10.7</b>	<b>23</b>	<b>77</b>



### Justin Hardy

#### Vanceboro, N.C. • 2011-14

- 2015 Reese's Senior Bowl participant
- 2015 Associated Press All-America (third-team)
- 2015 Burlsworth Trophy Winner
- Four-time all-conference selection (2011-14)
- Second on NCAA (FBS) all-time receptions list (387)
- ECU's first-ever 4,000-yard receiver
- Owns ECU career record for reception yardage
- Third on NCAA (FBS) receiving yards list (4,541)
- Fourth-round draft pick by the Atlanta Falcons

## CAREER STATS

Year	Rec.	Yds.	Avg.	TD	Lg.
2011	64	658	10.3	6	58
2012	88	1,105	12.6	11	76
2013	114	1,284	11.3	8	44
2014	121	1,494	12.3	10	66
<b>Total</b>	<b>387</b>	<b>4,541</b>	<b>11.7</b>	<b>35</b>	<b>76</b>



### Dwayne Harris

#### Stone Mountain, Ga. • 2007-10

- 2011 Senior Bowl participant
- 2010 Conference USA MVP
- 2009 Conference USA Special Teams Player-of-the-Year
- Two-time First-Team All-Conference USA performer
- ECU's first-ever 3,000-yard receiver
- Sixth nationally in receptions/game in 2010
- First ECU player to be a part of five consecutive bowl appearances and two C-USA titles
- Sixth-round draft pick by the Dallas Cowboys

## CAREER STATS

Year	Rec.	Yds.	Avg.	TD	Lg.
2007	26	246	9.5	2	22
2008	58	654	11.3	1	52
2009	83	978	11.8	7	59
2010	101	1,123	11.1	10	76
<b>Total</b>	<b>268</b>	<b>3,001</b>	<b>11.2</b>	<b>20</b>	<b>76</b>

# Scoring

## Individual Scoring Records

### Points Scored

<b>GAME</b>	<b>36</b>	Scott Harley vs. Ohio, 11/16/96 (6 TDs)
<b>Kicking</b>	<b>19</b>	Kevin Miller vs. Marshall, 12/19/01 (4 FGs, 7 PAT)
<b>SEASON</b>	<b>144</b>	Chris Johnson, 2007 (24 TDs)
<b>Kicking</b>	<b>106</b>	Warren Harvey, 2013 (15 FGs, 61 PAT)
<b>CAREER</b>	<b>352</b>	Jake Verity, 2016-20 (74 FGs, 130 PAT)

### Touchdowns

<b>GAME</b>	<b>6</b>	Scott Harley vs. Ohio, 11/16/96
<b>SEASON</b>	<b>24</b>	Chris Johnson, 2007
<b>CAREER</b>	<b>44</b>	Chris Johnson, 2004-07

### Field Goals Made

<b>GAME</b>	<b>4</b>	11 times, last by Jake Verity vs. William & Mary, 09/21/19
<b>SEASON</b>	<b>24</b>	Jake Verity, 2019
<b>CAREER</b>	<b>74</b>	Jake Verity, 2016-20

### Consecutive Games

<b>(FG MADE)</b>	<b>16</b>	Ben Hartman, 12/23/07-09/26/09
------------------	-----------	--------------------------------

### Field Goals Attempted

<b>GAME</b>	<b>7</b>	Warren Harvey vs. Tulane, 10/12/13
<b>SEASON</b>	<b>31</b>	Ben Hartman, 2008
<b>CAREER</b>	<b>98</b>	Jake Verity, 2016-20

### Field Goal Accuracy

<b>GAME</b>	<b>100.0</b>	six times, last by Jake Verity vs. BYU, (min. 4 att.) 10/21/17 (4-4)
<b>SEASON</b>	<b>90.5</b>	Jake Verity, 2018 (19-21) (min. 15 att.)
<b>CAREER</b>	<b>80.0</b>	Michael Barbour, 2010-11 (28-35) (min. 30 att.)
<b>YARDS</b>	<b>58</b>	Jeff Heath vs. Texas-Arlington, 11/06/82 *Michael Barbour vs. Marshall, 11/26/11 *after NCAA rules eliminated use of tee

### PAT Kicks Made

<b>GAME</b>	<b>10</b>	Warren Harvey vs. North Carolina, 09/20/14
<b>SEASON</b>	<b>61</b>	Warren Harvey, 2013
<b>CAREER</b>	<b>168</b>	Warren Harvey, 2012-14
<b>CONSECUTIVE</b>	<b>86</b>	Warren Harvey, 2012-13

### Two-Point Conversions Made

<b>GAME</b>	<b>2</b>	Four times, last by Sean Richardson vs. South Carolina, 10/08/94
<b>SEASON</b>	<b>4</b>	Bill Cline, 1962
<b>CAREER</b>	<b>8</b>	Bill Cline, 1962-64

## LONGEST FIELD GOALS

No.	Yds.	Name	Opponent	Date
1.	58	Michael Barbour	Marshall	11/26/11
	58	Jeff Heath	Texas-Arlington	11/06/82
3.	57	Michael Barbour	Marshall	11/26/11
4.	54	Warren Harvey	Southern Miss	09/15/12
	54	Michael Barbour	Houston	10/08/11
6.	53	Jeff Heath	Texas-Arlington	11/06/82
7.	52	Jake Verity	Memphis	11/03/18
	52	Jake Verity	Houston	11/04/17
	52	Michael Barbour	UAB	11/11/10
	52	Ben Hartman	UTEP	10/13/07
	52	Kevin Miller	Army	10/02/99
	52	Chad Holcomb	Miami (Fla.)	10/19/96
	52	Jeff Heath	Florida State	09/01/84

## MOST POINTS SCORED - SEASON

No.	Name	Year	TD	PAT	FG	Pts.
1.	Chris Johnson	2007	24	0	0	144
2.	Leonard Henry	2001	18	0	0	108
3.	Warren Harvey	2013	0	61	15	106
4.	Jake Verity	2019	0	33	24	105
5.	Michael Barbour	2010	0	56	16	104
	Art Brown	2002	17	1	0	104
7.	Carlester Crumpler	1972	17	0	0	102
8.	Warren Harvey	2014	0	57	14	99
9.	Dave Alexander	1965	16	0	0	96
	Dave Alexander	1964	16	0	0	96

## MOST POINTS SCORED - CAREER

No.	Player	Years	TD	PAT	FG	Pts.
1.	Jake Verity	2016-20	0	130	74	352
2.	Warren Harvey	2012-14	0	168	44	300
3.	Ben Hartman	2006-09	0	117	57	288
4.	Kevin Miller	1999-02	0	131	52	287
5.	Chris Johnson	2004-07	44	0	0	264
6.	Jeff Heath	1982-85	0	92	53	251
7.	Carlester Crumpler	1971-73	37	0	0	222
8.	Chad Holcomb	1993-96	0	103	37	214
9.	Dave Alexander	1963-65	34	0	0	204
10.	Leonard Henry	1998-01	32	0	0	192



Jake Verity set seven different ECU kicking records while also owning the program's all-time scoring standard with 352 points.

# Total Offense

## MOST TOTAL YARDS - GAME

No.	Yds.	Plays	Name	Opponent	Date
1.	556	59	Holton Ahlers	Cincinnati	11/02/19
2.	523	50	Holton Ahlers	SMU	11/09/19
3.	506	80	Holton Ahlers	Memphis	11/03/18
4.	477	73	Shane Carden	Connecticut	10/23/14
5.	475	79	Holton Ahlers	UCF	10/10/18
6.	468	53	Blake Kemp	UCF	11/19/15
7.	457	53	Thomas Sirk	Connecticut	09/24/17
	457	48	Shane Carden	SMU	10/04/14
9.	455	64	Shane Carden	Tulane	10/12/13
10.	453	74	Marcus Crandell	Syracuse	09/09/95
11.	451	71	Gardner Minshew	Houston	11/04/17
12.	449	47	Gardner Minshew	Cincinnati	11/18/17
13.	443	59	Shane Carden	Old Dominion	08/31/13
	443	58	Shane Carden	Marshall	11/23/12
15.	440	59	Shane Carden	Virginia Tech	09/13/14

## MOST TOTAL YARDS - SEASON

No.	Player	Year	Plays	Rush	Pass	Yds.
1.	Shane Carden	2014	713	76	4,736	4,812
2.	Shane Carden	2013	639	103	4,139	4,242
3.	Dominique Davis	2010	688	141	3,967	4,108
4.	Holton Ahlers	2019	550	359	3,387	3,746
5.	Dominique Davis	2011	587	172	3,225	3,397
6.	Shane Carden	2012	498	74	3,116	3,190
7.	Jeff Blake	1991	445	109	3,073	3,182
8.	Patrick Pinkney	2009	488	81	2,947	3,028
9.	James Pinkney	2006	502	216	2,783	2,999
10.	James Pinkney	2005	461	193	2,773	2,966

## MOST TOTAL YARDS - CAREER

No.	Player	Years	Plays	Rush	Pass	Yds.
1.	Shane Carden	2011-14	1,850	253	11,991	12,244
2.	David Garrard	1998-01	1,685	1,209	9,029	10,238
3.	James Pinkney	2003-06	1,478	390	8,173	8,563
4.	Holton Ahlers	2018-20	1,255	1,060	7,093	8,153
5.	Marcus Crandell	1993-96	1,348	443	7,198	7,641
6.	Dominique Davis	2010-11	1,275	313	7,192	7,505
7.	Patrick Pinkney	2005-09	1,220	437	6,980	7,417
8.	Jeff Blake	1988-91	879	485	5,133	5,618
9.	Travis Hunter	1986-89	931	1,269	3,928	5,197
10.	Bill Cline	1962-64	619	1,458	2,425	3,883

Shane Carden accounted for a school-record 4,812 yards of total offense in 2014.

## Individual Total Offense Records

### Plays

GAME	80	.....	Holton Ahlers vs. Memphis, 11/03/18
SEASON	713	.....	Shane Carden, 2014
CAREER	1,850	.....	Shane Carden, 2011-14

### Yardage

GAME	556	.....	Holton Ahlers vs. Cincinnati, 11/02/19 (535 pass, 21 rush)
SEASON	4,812	.....	Shane Carden, 2014 (4,736 pass, 76 rush)
CAREER	12,244	.....	Shane Carden, 2011-14

### Yards Per Play

GAME	14.9	.....	Jimmy Southerland vs. Richmond, 10/15/77
SEASON	7.34	.....	Anthony Collins, 1979 (154 for 1,130) (min. 100 att.)
CAREER	6.62	.....	Shane Carden, 2011-14 (1,850 for 12,244)

### Yards Per Game

SEASON	370.2	.....	Shane Carden, 2014
CAREER	306.1	.....	Shane Carden, 2011-14

### All-Purpose Yards

GAME	408	.....	Chris Johnson vs. Memphis, 11/03/07 Chris Johnson vs. Boise State, 12/23/07
SEASON	2,960	.....	Chris Johnson, 2007
CAREER	6,993	.....	Chris Johnson 2004-07



# Returns

## Individual Return Records

### Punt Returns

**GAME** 10 . . . . Tim Dameron vs. Furman,  
10/28/72  
**SEASON** 36 . . . . .Gerald Hall, 1978  
**CAREER** 80 . . . . .Gerald Hall, 1975-78

### Punt Return Yards

**GAME** 168 . . . Keith Stokes vs. Houston,  
11/11/00  
**SEASON** 478 . . . . .Gerald Hall, 1978  
**CAREER** 967 . . . . .Gerald Hall, 1975-78

### Average Per Punt Return

**GAME** 47.0 . . .Terrance Copper vs. Army,  
(min. 2 att.) . . . . .10/05/02 (2 for 94)  
**SEASON** 17.7 . . . . .Travis Williams, 2004  
(min. 10 att.) . . . . . (20 for 354)  
**CAREER** 15.5 . . . Keith Stokes, 1999-2000  
(min. 15 att.) . . . . . (53 for 820)

### Punt Returns For Touchdowns

**GAME** 1 . . .many times, last by Warren Saba  
vs. Old Dominion, 09/28/19  
**SEASON** 2 . . . . .Henry Williams, 1983  
**CAREER** 3 . . . . .Gerald Hall, 1975-78

### Longest Punt Return

**GAME** 97 . . . . .Derrek Batson vs.  
West Virginia, 11/07/92

### Kickoff Returns

**GAME** 9 . . . . .Trevon Brown vs.  
Memphis, 11/25/17  
**SEASON** 41 . . . . .Dwayne Harris, 2010  
**CAREER** 115 . . . . Chris Johnson, 2004-07

### Kickoff Return Yards

**GAME** 207 . . . . .Anthony Collins vs.  
Florida State, 09/20/80  
**SEASON** 1,009 . . . .Chris Johnson, 2007  
**CAREER** 2,715 . . . Chris Johnson, 2004-07

### Average Per Kickoff Return

**GAME** 48.5 . . . . Chris Johnson vs. UCF,  
(min. 3 att.) . . . . .10/06/07 (4 for 194)  
**SEASON** 31.9 . . . . .Jerry Tolley, 1962  
(min. 10 att.) . . . . . (14 for 447)  
**CAREER** 32.1 . . . . Jerry Tolley, 1962-64  
(min. 15 att.) . . . . . (19 for 609)

### Kickoff Returns For Touchdowns

**GAME** 1 . . many times, last by Tyler Snead  
vs. Temple, 11/21/20  
**SEASON** 3 . . . . .Dwayne Harris, 2009  
**CAREER** 3 . . . . .Dwayne Harris, 2007-09

### Longest Kickoff Return

**GAME** 100 . . . . .Tyler Snead  
vs. USF, 10/26/19  
100 . . . . .Anthony Collins vs.  
Florida St., 09/20/80  
100 . . . Glenn Bass vs. Richmond,  
11/19/60

## LONGEST PUNT RETURNS

No.	Yds.	Name	Opponent	Date
1.	97	Derrek Batson	West Virginia	11/07/92
2.	94	Keith Stokes	Cincinnati	11/13/99
3.	85	Morris Letcher	Memphis	11/21/92
4.	80	Gerald Hall	Richmond	10/15/77
5.	77	Jimmy Walden	UL-Lafayette	10/17/81
	77	Bobby Ellis	Lenoir-Rhyne	11/06/65
7.	76	Terrance Copper	Army	10/05/02
8.	74	Gerald Hall	VMI	10/07/78
	74	Stu Garrett	Southern Illinois	10/25/69
10.	70	Gerald Hall	Southern Miss	09/11/76

## HIGHEST PUNT RETURN AVERAGE - SEASON

No.	Player	Year	Yds.	No.	Avg.
1.	Travis Williams	2004	354	20	17.7
2.	Tommy Bullock	1968	148	9	16.4
3.	Lance Lewis	2011	140	9	15.6
4.	Keith Stokes	1999	404	26	15.5
5.	Keith Stokes	2000	416	27	15.4
6.	Bobby Ellis	1965	189	14	13.5
7.	Gerald Hall	1978	478	36	13.3
8.	Travis Simmons	2009	201	16	12.6
9.	Troy Smith	1998	135	11	12.3
10.	Stu Garrett	1969	97	8	12.1

## HIGHEST PUNT RETURN AVERAGE - CAREER

No.	Player	Years	Yds.	No.	Avg.
1.	Keith Stokes	1999-00	820	53	15.5
2.	Travis Williams	2004-07	517	39	13.3
3.	Bobby Ellis	1964-66	348	27	12.9
4.	Gerald Hall	1975-78	967	80	12.1
5.	Travis Simmons	2007-10	353	31	11.4
6.	Tommy Bullock	1967-69	321	29	11.1
7.	Marcellus Harris	1997-00	404	38	10.6
8.	Dwayne Harris	2007-10	479	51	9.4
	Henry Williams	1983-84	386	41	9.4
	Tim Dameron	1970-72	179	19	9.4

## LONGEST KICKOFF RETURNS

No.	Yds.	Name	Opponent	Date
1.	100	Tyler Snead	USF	10/26/19
	100	Anthony Collins	Florida State	09/20/80
	100	Glenn Bass	Richmond	11/19/60
4.	99	Dwayne Harris	UAB	11/21/09
	99	Henry Williams	Florida State	09/03/83
6.	98	Junior Robinson	Tennessee Tech	09/03/88
7.	97	Mitchell Galloway	Tulsa	10/22/94
8.	96	Chris Johnson	UCF	10/06/07
	96	Chris Johnson	Southern Miss	10/28/06
10.	95	Tyler Snead	Temple	11/21/20

## HIGHEST KICKOFF RETURN AVERAGE - SEASON

No.	Player	Year	Yds.	No.	Avg.
1.	Jerry Tolley	1962	447	14	31.9
2.	Henry Williams	1983	591	19	31.1
3.	Chris Johnson	2007	1,009	36	28.0
4.	Jonathan Williams	2010	359	13	27.6
5.	Dwayne Harris	2009	1,000	37	27.0
6.	Anthony Collins	1980	990	37	26.8
7.	Dion Johnson	1990	879	34	25.9
8.	Lance Ray	2013	553	22	25.1
	Junior Robinson	1989	955	38	25.1
10.	Marvin Townes	2001	775	31	25.0

## HIGHEST KICKOFF RETURN AVERAGE - CAREER

No.	Player	Years	Yds.	No.	Avg.
1.	Jerry Tolley	1962-64	609	19	32.1
2.	Bill Cline	1962-64	518	18	28.8
3.	Henry Williams	1983-84	1,104	43	25.7
4.	Anthony Collins	1977-80	1,939	79	24.5
5.	Lance Ray	2012-13	843	35	24.1
6.	Dion Johnson	1990-91	1,392	58	24.0
7.	Junior Robinson	1987-89	1,609	68	23.7
8.	Jonathan Williams	2007-10	896	38	23.6
	Chris Johnson	2004-07	2,715	115	23.6
10.	Reggie McKinney	1985-88	1,709	73	23.4

# Punting

## LONGEST PUNTS

No.	Yds.	Name	Opponent	Date
1.	88	Claude King	Appalachian State	10/18/54
2.	78	Andrew Bayes	Houston	10/30/99
3.	76	Rodney Allen	Wake Forest	09/22/79
4.	74	Jarad Preston	Houston	11/09/02
	74	Andrew Bayes	Tulane	10/23/99
	74	Tom Daub	Richmond	11/06/76
7.	73	Worth Gregory	USF	11/07/15
	73	Matt Dodge	Memphis	10/27/09
	73	Matt Dodge	Tulsa	12/06/08
10.	72	Ryan Dougherty	Virginia	10/07/06
	72	Andrew Bayes	South Carolina	09/18/99

## HIGHEST PUNTING AVERAGE - SEASON

No.	Player	Year	No.	Yds.	Avg.
1.	Andrew Bayes	1999	47	2,259	48.1
2.	Matt Dodge	2009	67	3,069	45.8
3.	Claude King	1954	54	2,468	45.7
4.	Ryan Dougherty	2003	64	2,846	44.5
5.	Jarad Preston	2001	45	1,983	44.1
6.	Austin Barnes	2017	50	2,200	44.0
7.	Matt Dodge	2008	73	3,207	43.9
8.	Worth Gregory	2014	49	2,136	43.6
	Ryan Dougherty	2006	51	2,226	43.6
10.	Jarad Preston	2002	73	3,170	43.4
	Andrew Bayes	1997	65	2,818	43.4

Worth Gregory

## Individual Punting Records

### Punts

<b>GAME</b>	13	Michael Jacobs vs. Memphis, 11/21/92
<b>SEASON</b>	84	Billy Wightman, 1968
<b>CAREER</b>	238	Rodney Allen, 1977-80

### Average Per Punt

<b>GAME</b>	56.3	Ryan Dougherty vs. Memphis, 11/20/04 (3-169)
<b>SEASON</b>	48.1	Andrew Bayes, 1999 (47-2,259)
<b>CAREER</b>	43.7	Jarad Preston, 2001-02

### Punting Yards

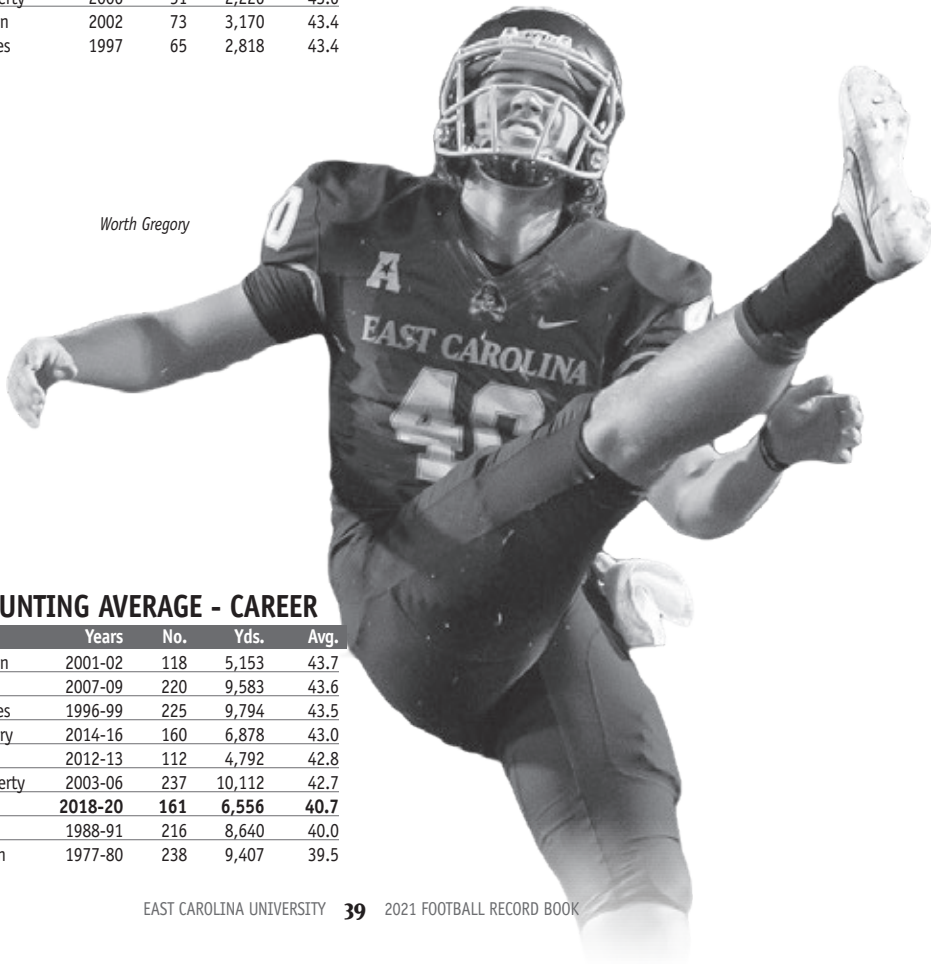
<b>GAME</b>	488	Michael Jacobs vs. Memphis, 11/21/92
<b>SEASON</b>	3,307	Matt Dodge, 2007
<b>CAREER</b>	10,112	Ryan Dougherty, 2003-06

### Inside 20

<b>GAME</b>	6	Worth Gregory vs. USF, 11/07/15
<b>SEASON</b>	32	Worth Gregory, 2015
<b>CAREER</b>	68	Matt Dodge, 2007-09

### Longest Punt

<b>GAME</b>	88	Claude King vs. Appalachian State, 10/18/54
-------------	----	---



## HIGHEST PUNTING AVERAGE - CAREER

No.	Player	Years	No.	Yds.	Avg.
1.	Jarad Preston	2001-02	118	5,153	43.7
2.	Matt Dodge	2007-09	220	9,583	43.6
3.	Andrew Bayes	1996-99	225	9,794	43.5
4.	Worth Gregory	2014-16	160	6,878	43.0
5.	Trent Tignor	2012-13	112	4,792	42.8
6.	Ryan Dougherty	2003-06	237	10,112	42.7
7.	<b>Jonn Young</b>	<b>2018-20</b>	<b>161</b>	<b>6,556</b>	<b>40.7</b>
8.	John Jett	1988-91	216	8,640	40.0
9.	Rodney Allen	1977-80	238	9,407	39.5

min. 100 punts

# Defense

## Individual Defensive Records

### Tackles

<b>GAME</b> 24.....	Chris Moore vs. Cincinnati, 09/01/03 Pernell Griffin vs. Wake Forest, 09/01/01
<b>SEASON</b> 184.....	Jeffrey Warren, 1980
<b>CAREER</b> 493.....	Harold Randolph, 1974-77

### Sacks

<b>GAME</b> 4.....	Montese Overton vs. SMU, 10/03/15 Rod Coleman vs. Wake Forest, 09/13/97
<b>SEASON</b> 15.....	Rod Coleman, 1997
<b>CAREER</b> 39.....	Rod Coleman, 1995-98

### Tackles For Loss

<b>GAME</b> 6.....	George Koonce vs. South Carolina, 10/13/90 George Koonce vs. UL-Lafayette, 09/22/90
<b>SEASON</b> 25.5.....	Nate Harvey, 2018
<b>CAREER</b> 61.....	Chris Moore, 2002-05

### Interceptions

<b>GAME</b> 3.....	shared by 10 players, last by Greg Grandison vs. UCF, 09/21/91
<b>SEASON</b> *10.....	Jim Bolding, 1975
<b>CAREER</b> 22.....	Jim Bolding, 1973-76

### Interception Return Yards

<b>GAME</b> 137.....	Reggie Pinkney vs. Richmond, 11/06/76
<b>SEASON</b> 197.....	Reggie Pinkney, 1976
<b>CAREER</b> 360.....	Clint Harris, 1980-83

### Average per Interception Return

<b>GAME</b> 68.5.....	Reggie Pinkney vs. Richmond, 11/06/76 (min. 2 int.)
<b>SEASON</b> 32.8.....	Reggie Pinkney, 1976 (min. 5 int.)
<b>CAREER</b> 24.4.....	Kasey Ross, 2003-06

### TDs On Interception Return

<b>GAME</b> 1.....	shared by 48 players, last by Warren Saba vs. Georgia State, 10/03/20
<b>SEASON</b> 2.....	Kasey Ross, 2006
<b>CAREER</b> 2.....	Emanuel Davis, 2008-11 Kasey Ross, 2003-06 Emmanuel McDaniel, 1992-95 Greg Floyd, 1990-93

### Longest Interception Return

<b>GAME</b> 100.....	three times, last by Josh Hawkins vs. Tulsa, 10/17/15
----------------------	--

### Longest Fumble Recovery Return

<b>GAME</b> 97.....	Ernie Lewis vs. West Virginia, 11/07/92
---------------------	---

### Pass Breakups

<b>GAME</b> 6.....	Forrest Foster vs. Duke, 09/11/99
<b>SEASON</b> 16.....	Forrest Foster, 1999
<b>CAREER</b> 48.....	Forrest Foster, 1996-99

\* NCAA Statistical Leader

## LONGEST INTERCEPTION RETURNS

No.	Yds.	Name	Opponent	Date
1.	100	Josh Hawkins	Tulsa	10/17/15
	100	DaShaun Amos	Tulsa	11/09/13
	100	Kevin Monroe	Louisville	11/14/98
4.	98	Dwight Henry	Louisville	11/01/97
	98	Reggie Pinkney	Richmond	11/06/76
6.	95	Hank Cooper	Cincinnati	10/17/92
	95	Greg Grandison	Virginia Tech	11/16/91
8.	93	Greg Floyd	Central Florida	09/21/91
9.	90	Mac Thacker	Western Carolina	10/15/60
10.	89	Van Eskridge	UAB	11/21/09


## LONGEST FUMBLE RETURNS

No.	Yds.	Name	Opponent	Date
1.	97	Ernie Lewis	West Virginia	11/07/92
2.	82	Kelly Hardy	Southern Miss	11/30/02
3.	81	Travis Heath	TCU	11/23/02
	81	Travis Heath	Army	10/13/01
5.	80	Kelly Hardy	West Virginia	09/28/02
6.	51	Dominique Hatcher	Virginia Tech	09/07/00
7.	50	Matt Milner	Rice	11/20/10
	50	Van Eskridge	UTEP	10/13/07
9.	49	Jay Ross	Tulsa	11/15/09
10.	45	Chip Thompson	Appalachian State	09/01/12
	45	Kwabena Green	Tulane	10/23/99

## MOST TACKLES - CAREER

No.	Player	Years	Tackles
1.	Harold Randolph	1974-77	493
2.	Robert Jones	1989-91	478
3.	Pernell Griffin	1998-01	460
4.	Chris Moore	2002-05	415
5.	Mark Libiano	1992-95	398
6.	Jeffrey Warren	1977-80	388
7.	Jeff Kerr	1996-99	372
8.	Mike Brewington	1976-79	371
9.	Van Eskridge	2006-09	363
10.	Zeek Bigger	2012-15	333

Jim Bolding owns the school record for interceptions in a season and career. The ECU Hall-of-Famer led the nation in pickoffs with 10 in 1975.



# Annual Leaders

## ■ RUSHING LEADERS

Year	Player	G	Plays	Yds.
1963	Tom Michel	10	170	830
1964	Dave Alexander	9	138	869
1965	Dave Alexander	9	227	1,029
1966	Bill Bailly	10	91	378
1967	Butch Colson	10	252	1,135
1968	Butch Colson	10	180	680
1969	Billy Wightman	9	170	835
1970	Billy Wallace	11	210	902
1971	Billy Wallace	10	108	557
1972	Carlester Crumpler	11	340	1,309
1973	Carlester Crumpler	11	204	1,042
1974	Kenny Strayhorn	11	106	635
1975	Kenny Strayhorn	10	101	638
1976	Eddie Hicks	11	137	897
1977	Theodore Sutton	11	125	706
1978	Theodore Sutton	11	127	621
1979	Anthony Collins	11	154	1,130
1980	Theodore Sutton	11	135	586
1981	Carlton Nelson	11	107	489
1982	Tony Baker	10	126	827
1983	Earnest Byner	11	174	862
1984	Reggie Branch	10	116	521
1985	Tony Baker	11	197	951
1986	Anthony Simpson	11	178	753
1987	Anthony Simpson	11	153	670
1988	Tim James	11	163	787
1989	Travis Hunter	11	98	398
1990	David Daniels	11	100	553
1991	Cedric Van Buren	11	90	351
1992	Junior Smith	11	186	1,037
1993	Junior Smith	11	278	1,352
1994	Junior Smith	11	226	1,204
1995	Jerris McPhail	11	185	910
1996	Scott Harley	11	307	1,745
1997	Scott Harley	11	119	457
1998	Jamie Wilson	11	138	647
1999	Jamie Wilson	11	156	865
2000	Leonard Henry	11	133	711
2001	Leonard Henry	11	184	1,432
2002	Art Brown	10	214	1,029
2003	Marvin Townes	12	258	1,128
2004	Chris Johnson	11	134	561
2005	Chris Johnson	11	176	684
2006	Brandon Fractious	13	155	660
2007	Chris Johnson	13	236	1,423
2008	Norman Whitley	14	142	698
2009	Dominique Lindsay	12	239	1,180
2010	Jonathan Williams	13	154	847
2011	Torrance Hunt	12	109	489
2012	Vintavious Cooper	13	200	1,084
2013	Vintavious Cooper	13	230	1,193
2014	Breon Allen	12	134	869
2015	Chris Hairston	12	165	754
2016	James Summers	12	162	869
2017	Hussein Howe	12	96	419
2018	Holton Ahlers	10	119	592
2019	Demetrius Mauney	12	125	446
2020	Rahjai Harris	8	128	624

## ■ PASSING LEADERS

Year	Player	G	Att.-Cmp.	Yds.
1963	Bill Cline	10	80-44	693
1964	Bill Cline	9	111-63	944

1965	George Richardson	9	98-53	680
1966	Bill Bailey	10	151-62	774
1967	Neal Hughes	10	124-65	805
1968	Billy Wightman	10	63-29	306
1969	Butch Colson	9	33-19	256
1970	John Casazza	11	277-122	1,512
1971	John Casazza	10	182-72	1,004
1972	Carl Summerell	11	197-86	1,275
1973	Carl Summerell	11	154-82	1,222
1974	Mike Weaver	11	81-21	443
1975	Pete Conaty	8	59-24	463
1976	Mike Weaver	11	84-37	633
1977	Jimmy Southerland	11	84-47	779
1978	Leander Green	11	110-46	838
1979	Leander Green	11	141-73	1,082
1980	Greg Stewart	11	83-38	400
1981	Carlton Nelson	11	78-29	484
1982	Greg Stewart	9	114-58	941
1983	Kevin Ingram	11	164-90	1,191
1984	Darrell Speed	10	132-61	795
1985	Ron Jones	8	127-47	652
1986	Charlie Libretto	10	148-71	833
1987	Travis Hunter	11	155-76	1,107
1988	Travis Hunter	11	118-52	828
1989	Travis Hunter	11	223-110	1,478
1990	Jeff Blake	11	219-116	1,510
1991	Jeff Blake	11	368-203	3,073
1992	Michael Anderson	10	398-222	2,486
1993	Perez Mattison	8	183-78	924
1994	Marcus Crandell	11	401-230	2,687
1995	Marcus Crandell	11	447-235	2,751
1996	Marcus Crandell	8	245-136	1,507
1997	Dan Gonzalez	11	431-253	2,510
1998	David Garrard	11	255-157	2,091
1999	David Garrard	11	312-181	2,359
2000	David Garrard	11	312-164	2,332
2001	David Garrard	11	290-164	2,247
2002	Paul Troth	12	359-177	2,315
2003	Desmond Robinson	9	201-133	1,262
2004	James Pinkney	11	339-190	2,195
2005	James Pinkney	11	366-222	2,773
2006	James Pinkney	13	397-232	2,783
2007	Patrick Pinkney	13	200-121	1,358
2008	Patrick Pinkney	14	363-223	2,675
2009	Patrick Pinkney	14	440-259	2,947
2010	Dominique Davis	13	609-393	3,967
2011	Dominique Davis	12	494-334	3,225
2012	Shane Carden	13	413-273	3,116
2013	Shane Carden	13	549-387	4,139
2014	Shane Carden	13	617-392	4,736
2015	Blake Kemp	11	375-260	2,658
2016	Philip Nelson	10	349-237	2,621
2017	Gardner Minshew	10	304-174	2,140
2018	Holton Ahlers	10	263-127	1,785
2019	Holton Ahlers	12	442-264	3,387
2020	Holton Ahlers	8	269-165	1,921

## ■ TOTAL OFFENSE LEADERS

Year	Player	G	Plays	Yds.
1963	Tom Michel	10	185	934
1964	Bill Cline	9	217	1,574
1965	Dave Alexander	9	303	1,587
1966	Billy Bailey	10	242	1,152
1967	Neal Hughes	10	283	1,484
1968	Billy Wightman	10	188	925
1969	Billy Wightman	9	228	1,003

	Butch Colson	9	239	1,003
1970	John Casazza	11	343	1,336
1971	John Casazza	10	235	1,060
1972	Carl Summerell	11	239	1,700
1973	Carl Summerell	11	234	1,507
1974	Mike Weaver	11	248	1,008
1975	Mike Weaver	9	112	714
1976	Mike Weaver	11	245	1,124
1977	Jimmy Southerland	11	211	1,190
1978	Leander Green	11	220	1,145
1979	Leander Green	11	288	1,714
1980	Theodore Sutton	11	135	586
1981	Carlton Nelson	11	185	973
1982	Greg Stewart	9	169	1,092
1983	Kevin Ingram	11	280	1,655
1984	Darrell Speed	10	209	1,009
1985	Tony Baker	11	197	951
1986	Anthony Simpson	11	178	753
1987	Travis Hunter	11	264	1,478
1988	Travis Hunter	11	213	1,161
1989	Travis Hunter	11	321	1,876
1990	Jeff Blake	11	337	1,924
1991	Jeff Blake	11	445	3,182
1992	Michael Anderson	10	441	2,407
1993	Junior Smith	11	278	1,352
1994	Marcus Crandell	11	472	2,783
1995	Marcus Crandell	11	541	2,952
1996	Scott Harley	11	307	1,745
1997	Dan Gonzalez	11	506	2,419
1998	David Garrard	11	382	2,255
1999	David Garrard	11	450	2,852
2000	David Garrard	11	447	2,690
2001	David Garrard	11	406	2,441
2002	Paul Troth	12	420	2,105
2003	Desmond Robinson	9	269	1,389
2004	James Pinkney	11	405	2,193
2005	James Pinkney	11	461	2,966
2006	James Pinkney	13	502	2,999
2007	Patrick Pinkney	13	279	1,664
2008	Patrick Pinkney	14	453	2,725
2009	Patrick Pinkney	14	488	3,028
2010	Dominique Davis	13	688	4,108
2011	Dominique Davis	12	587	3,397
2012	Shane Carden	13	498	3,190
2013	Shane Carden	13	639	4,242
2014	Shane Carden	13	713	4,812
2015	Blake Kemp	11	414	2,650
2016	Philip Nelson	10	411	2,678
2017	Gardner Minshew	10	322	2,100
2018	<b>Holton Ahlers</b>	<b>10</b>	<b>382</b>	<b>2,377</b>
2019	<b>Holton Ahlers</b>	<b>12</b>	<b>550</b>	<b>3,746</b>
2020	<b>Holton Ahlers</b>	<b>8</b>	<b>323</b>	<b>2,030</b>

## RECEIVING LEADERS

Year	Player	G	Rec.	Yds.
1963	Dave Bumgarner	10	23	328
1964	Dave Bumgarner	9	37	408
1965	Ruffin Odom	9	28	367
1966	Nelson Gravatt	10	20	184
1967	Jimmy Adkins	10	19	328
1968	Jimmy Adkins	10	22	331
1969	Dick Corrada	9	19	211
1970	Dick Corrada	11	46	512
1971	Tim Dameron	10	25	487
1972	Tim Dameron	11	30	648
1973	Stan Eure	11	27	495
1974	Vic Wilfore	11	8	110
1975	Terry Gallaher	11	13	433
1976	Terry Gallaher	10	14	269

1977	Terry Gallaher	11	27	512
1978	Terry Gallaher	11	18	227
1979	Vern Davenport	11	26	343
1980	Vern Davenport	11	14	186
1981	Norwood Vann	11	20	288
1982	Carlton Nelson	11	28	526
1983	Stefon Adams	11	20	277
1984	Ricky Nichols	11	28	513
1985	Tony Smith	11	14	234
1986	Jarrod Moody	9	22	252
1987	Ron Jones	11	23	301
1988	Walter Wilson	11	19	355
1989	Walter Wilson	11	43	771
1990	Luke Fisher	11	35	534
1991	Hunter Gallimore	11	49	881
1992	Morris Letcher	11	47	557
1993	Jerris McPhail	10	34	410
1994	Jason Nichols	11	42	450
1995	Mitchell Galloway	11	46	619
1996	Mitchell Galloway	11	48	554
1997	Troy Smith	11	54	795
1998	Troy Smith	11	44	719
1999	LaMont Chappell	11	36	558
2000	Keith Stokes	10	29	442
2001	Derrick Collier	11	31	481
2002	Torey Morris	12	38	552
2003	Terrance Copper	12	87	897
2004	Bobby Good	8	33	427
2005	Aundrae Allison	11	83	1,024
2006	Aundrae Allison	11	62	708
2007	Jamar Bryant	13	48	704
2008	Dwayne Harris	10	58	654
2009	Dwayne Harris	14	83	978
2010	Dwayne Harris	13	101	1,123
2011	Justin Hardy	10	64	658
2012	Justin Hardy	13	88	1,105
2013	Justin Hardy	13	114	1,284
2014	Justin Hardy	13	121	1,494
2015	Zay Jones	12	98	1,099
2016	Zay Jones	12	158	1,746
2017	Trevon Brown	12	60	1,069
2018	Trevon Brown	12	74	1,123
2019	<b>C.J. Johnson</b>	<b>12</b>	<b>54</b>	<b>908</b>
2020	Blake Proehl	9	47	577

## ALL-PURPOSE YARDS LEADERS

Year	Player	G	Plays	Yds.
1963	Tom Michel	10	172	866
1964	Bill Cline	10	154	1,223
1965	Dave Alexander	9	227	1,029
1966	Bill Bailey	9	99	459
1967	Butch Colson	10	255	1,191
1968	Butch Colson	10	188	667
1969	Billy Wightman	9	187	927
1970	Billy Wallace	11	224	1,017
1971	Carlester Crumpler	11	133	868
1972	Carlester Crumpler	11	353	1,498
1973	Carlester Crumpler	11	206	1,045
1974	Kenny Strayhorn	11	120	1,061
1975	Willie Hawkins	11	131	1,090
1976	Willie Hawkins	11	167	1,036
1977	Willie Hawkins	10	102	919
1978	Anthony Collins	11	105	983
1979	Anthony Collins	11	186	1,695
1980	Anthony Collins	11	164	1,612
1981	Jimmy Walden	11	77	820
1982	Tony Baker	10	138	940
1983	Earnest Byner	11	190	1,060
1984	Reggie Branch	10	117	551

1985	Tony Baker	11	206	1,068
1986	Anthony Simpson	11	192	962
1987	Reggie McKinney	11	102	999
1988	Reggie McKinney	10	113	1,294
1989	Junior Robinson	11	60	1,224
1990	Dion Johnson	9	109	1,402
1991	Dion Johnson	11	127	1,673
1992	Morris Letcher	11	111	1,626
1993	Junior Smith	11	290	1,453
1994	Junior Smith	11	261	1,510
1995	Jerris McPhail	11	223	1,252
1996	Scott Harley	11	332	1,944
1997	Troy Smith	11	54	795
1998	LaMont Chappell	10	52	950
1999	Keith Stokes	11	88	1,389
2000	Keith Stokes	10	92	1,427
2001	Leonard Henry	11	210	1,642
2002	Art Brown	10	240	1,210
2003	Marvin Townes	12	288	1,389
2004	Chris Johnson	11	204	1,562
2005	Chris Johnson	11	232	1,499
2006	Chris Johnson	12	120	972
2007	Chris Johnson	13	309	2,960
2008	Dwayne Harris	10	96	1,176
2009	Dwayne Harris	14	152	2,134
2010	Dwayne Harris	13	161	2,288
2011	Lance Lewis	9	69	740
2012	Justin Hardy	13	108	1,280
2013	Vintavious Cooper	13	274	1,605
2014	Justin Hardy	13	145	1,596
2015	Zay Jones	12	100	1,116
2016	Zay Jones	12	162	1,770
2017	Trevon Brown	12	84	1,539
2018	Trevon Brown	12	99	1,434
2019	<b>Tyler Snead</b>	<b>12</b>	<b>108</b>	<b>1,302</b>
2020	<b>Tyler Snead</b>	<b>9</b>	<b>86</b>	<b>1,145</b>

## SCORING LEADERS

Year	Player	G	TD	Pts.
1963	Tom Michel	9	9	54
1964	Dave Alexander	9	16	96
1965	Dave Alexander	9	16	96
1966	Jim Flowe	10	8	48
1967	Butch Colson	10	15	92
1968	Butch Colson	10	8	48
1969	Billy Wightman	9	7	42
1970	Billy Wallace	11	9	54
1971	Carlester Crumpler	9	8	48
1972	Carlester Crumpler	11	17	102
1973	Carlester Crumpler	11	12	72
1974	Kenny Strayhorn	11	9	56
1975	Terry Gallaher	11	7	42
	Willie Hawkins	11	7	42
1976	Pete Conaty	11	2	86
1977	Junior Creech	11	0	48
	Jimmy Southerland	11	8	48
1978	Bill Lamm	11	0	64
1979	Anthony Collins	11	14	84
1980	Anthony Collins	11	9	56
1981	Harold Blue	11	8	48
1982	Jeff Heath	11	0	75
1983	Jeff Heath	11	0	55
1984	Jeff Heath	11	0	62
1985	Jeff Heath	11	0	59
1986	Chuck Berleth	11	0	45
1987	Chuck Berleth	11	0	57
1988	Robb Imperato	11	0	54
1989	Walter Wilson	11	9	54
1990	Robb Imperato	11	0	56

1991	Anthony Brenner	11	0	82
1992	Junior Smith	11	9	54
1993	Junior Smith	11	10	62
1994	Junior Smith	11	10	62
1995	Chad Holcomb	11	0	57
1996	Scott Harley	11	14	84
1997	Marcellus Harris	11	5	30
	Jamie Wilson	11	5	30
1998	Jamie Wilson	11	6	40
1999	Kevin Miller	11	0	50
2000	Kevin Miller	11	0	72
2001	Leonard Henry	11	18	108
2002	Art Brown	10	17	104
2003	Marvin Townes	12	10	60
2004	Cameron Broadwell	11	0	61
2005	Robert Lee	11	0	81
2006	Robert Lee	10	0	64
2007	Chris Johnson	13	24	144
2008	Ben Hartman	11	0	87
2009	Ben Hartman	13	0	94
2010	Michael Barbour	13	0	104
2011	Michael Barbour	12	0	75
2012	Warren Harvey	13	0	95
2013	Warren Harvey	13	0	106
2014	Warren Harvey	13	0	99
2015	Davis Plowman	11	0	67
2016	Davis Plowman	11	0	80
2017	Jake Verity	12	0	83
2018	Jake Verity	12	0	84
2019	Jake Verity	12	0	105
2020	Jake Verity	9	0	72

## TACKLE LEADERS

Year	Player	UT	AT	TT
1975	Harold Randolph	115	37	152
1976	Harold Randolph	108	47	155
1977	Harold Randolph	124	42	166
1978	Mike Brewington	112	37	149
1979	Mike Brewington	64	25	98
1980	Jeffrey Warren	80	104	184
1981	Mike Grant	81	51	132
1982	Jody Schulz	74	31	105
1983	Mike Grant	66	45	111
1984	Tyrone Johnson	54	38	92
1985	Robert Washington	81	49	130
1986	Vinson Smith	64	52	116
1987	Vinson Smith	62	56	118
1988	Anthony Thompson	37	43	80
1989	Robert Jones	70	47	117
1990	Robert Jones	112	55	167
1991	Robert Jones	104	47	151
1992	Tony Davis	82	40	122
1993	Mark Libiano	67	47	114
1994	Mark Libiano	66	69	135
1995	Mark Libiano	71	51	122
1996	Carlos Brown	79	69	148
1997	Jeff Kerr	78	89	167
1998	Jeff Kerr	72	43	115
1999	Pernell Griffin	58	63	121
2000	Pernell Griffin	48	39	87
2001	Pernell Griffin	72	81	153
2002	Kelly Hardy	72	38	110
2003	Chris Moore	100	48	148
2004	Chris Moore	63	36	99
2005	Chris Moore	66	30	96
2006	Jamar Flournoy	40	33	73
2007	Van Eskridge	55	49	104
2008	Nick Johnson	55	47	102
2009	Van Eskridge	45	57	102

2010	Dustin Lineback	53	66	119
2011	Jeremy Grove	45	77	122
2012	Jeremy Grove	43	40	83
2013	Derrell Johnson	29	51	80
	Damon Magazu	41	39	80
2014	Zeek Bigger	66	74	140
2015	Zeek Bigger	51	47	98
2016	Jordan Williams	35	42	77
2017	Korrin Wiggins	54	42	96
2018	Devon Sutton	36	44	80
<b>2019</b>	<b>Xavier Smith</b>	<b>40</b>	<b>41</b>	<b>81</b>
<b>2020</b>	<b>Xavier Smith</b>	<b>39</b>	<b>33</b>	<b>72</b>

## ■ INTERCEPTION LEADERS

Year	Player	G	No.	Yds.
1965	Bobby Ellis	9	5	67
	Todd Hicks	9	5	55
1966	Bobby Ellis	10	7	41
1967	Todd Hicks	10	5	76
1968	Stu Garrett	10	6	54
1969	Mike Boaz	9	3	54
	Mike Mills	9	3	42
1970	Stu Garrett	9	3	28
	Mike Mills	11	3	30
	George Whitley	11	3	15
1971	Jack Patterson	10	5	40
1972	Rusty Markland	11	5	40
1973	Jim Bolding	10	7	84
1974	Reggie Pinkney	11	3	11
1975	Jim Bolding	11	10	51
1976	Gerald Hall	10	6	153
	Reggie Pinkney	11	6	197
1977	Gerald Hall	11	4	30
1978	Charlie Carter	11	5	35
1979	Willie Holley	11	3	0
1980	Clint Harris	11	2	57
	Willie Holley	11	2	22
1981	Clint Harris	11	5	73
1982	Clint Harris	11	5	131
1983	Kevin Walker	11	5	26
1984	Kevin Walker	10	4	5
1985	Kevin Walker	11	9	155
1986	Flint McCallum	10	2	13
	Gary London	9	2	14
1987	Ellis Dillahunt	11	5	56
1988	Junior Robinson	11	5	116
1989	Junior Robinson	11	6	67
1990	Donald Porch	11	5	63
1991	Greg Grandison	11	5	124
1992	Greg Grandison	11	6	104
1993	Morris Foreman	8	2	14
	Reggie Robinson	11	2	38
	Emmanuel McDaniel	11	2	0
1994	Emmanuel McDaniel	11	5	59
1995	Emmanuel McDaniel	11	6	111
1996	Forrest Foster	11	3	27
1997	Kelvin Suggs	11	3	21
1998	Kevin Monroe	11	4	103
	Forrest Foster	11	4	50
1999	Anthony Adams	11	3	55
	Kevin Monroe	11	3	11
2000	John Williamson	11	2	28
2001	Christshaw Gilliam	11	2	30
2002	Chris Moore	9	2	57
	Kelly Hardy	12	2	31
2003	Erode Jean	11	2	53
	Richard Moton	12	2	26
2004	Zach Baker	11	5	34
2005	Kasey Ross	11	3	43

	Pierre Parker	11	3	12
	Zach Baker	11	3	37
2006	Kasey Ross	13	4	126
	Pierre Parker	13	4	5
2007	J.J. Milbrook	13	3	37
2008	Van Eskridge	14	4	89
	Emanuel Davis	13	4	58
2009	Van Eskridge	14	6	126
2010	Bradley Jacobs	13	4	54
2011	Damon Magazu	12	4	37
2012	Chip Thompson	13	3	28
2013	Damon Magazu	13	5	62
2014	Josh Hawkins	13	5	11
2015	DaShawn Benton	7	2	32
	Josh Hawkins	12	2	100
2016	Colby Gore	12	2	8
<b>2017</b>	<b>Aaron Ramseur</b>	<b>12</b>	<b>2</b>	<b>29</b>
2018	Corey Seargent	12	2	22
<b>2019</b>	<b>Ja'Quan McMillian</b>	<b>12</b>	<b>3</b>	<b>52</b>
	Davondre Robinson	12	3	3
<b>2020</b>	<b>Ja'Quan McMillian</b>	<b>9</b>	<b>4</b>	<b>31</b>

## ■ PUNT RETURN LEADERS

Year	Player	G	No.	Yds.
1963	Buddy Bovender	10	13	107
1964	Bill Cline	9	16	129
1965	Bobby Ellis	9	14	189
1966	Bobby Ellis	10	11	130
1967	Tommy Bullock	10	14	146
1968	Tommy Bullock	10	9	148
1969	Stu Garrett	9	8	97
1970	George Whitley	11	20	191
1971	Jack Patterson	10	26	220
1972	Tim Dameron	11	19	179
1973	Jim Bolding	11	30	164
1974	Jim Bolding	11	17	110
1975	Bobby Myrick	11	16	86
1976	Gerald Hall	10	26	302
1977	Gerald Hall	11	18	187
1978	Gerald Hall	11	36	478
1979	Willie Holley	11	11	74
1980	Chuck Bishop	11	13	66
1981	Jimmy Walden	11	10	115
1982	Chuck Bishop	11	21	139
1983	Henry Williams	11	22	230
1984	Henry Williams	10	19	156
1985	Tony Smith	11	17	144
1986	Tony Smith	11	26	180
1987	Tony Smith	11	9	42
1988	Darren Bynum	10	13	84
1989	Junior Robinson	11	19	201
1990	Dion Johnson	9	15	167
1991	Dion Johnson	11	26	162
1992	Morris Letcher	11	22	263
1993	Morris Letcher	9	11	58
1994	Morris Foreman	11	19	198
1995	Jason Nichols	11	22	178
1996	Jason Nichols	11	17	65
1997	Marcellus Harris	11	20	217
1998	Marcellus Harris	11	14	167
1999	Keith Stokes	11	26	404
2000	Keith Stokes	10	27	414
2001	Marvin Townes	11	14	100
2002	Terrance Copper	12	30	328
2003	Terrance Copper	12	27	124
2004	Travis Williams	10	20	354
2005	Travis Williams	11	14	104
2006	Travis Williams	12	5	59
2007	Dwayne Harris	13	31	250

2008	Travis Simmons	14	13	147
2009	Travis Simmons	14	16	201
2010	Dwayne Harris	13	19	222
2011	Lance Lewis	9	9	140
2012	Justin Hardy	13	20	175
2013	Justin Hardy	13	20	225
2014	Justin Hardy	13	23	95
2015	Quay Johnson	12	19	171
2016	Quay Johnson	12	9	17
2017	Trevon Brown	12	1	2
2018	Trevon Brown	12	12	88
2019	<b>Tyler Snead</b>	<b>12</b>	<b>13</b>	<b>35</b>
2020	<b>Tyler Snead</b>	<b>9</b>	<b>12</b>	<b>144</b>

## ■ KICKOFF RETURN LEADERS

Year	Player	G	No.	Yds.
1963	Jerry Tolley	10	4	146
1964	Bill Cline	9	8	246
1965	Neal Hughes	9	8	159
1966	Bobby Ellis	10	13	255
1967	Dwight Flanagan	10	15	322
1968	Tommy Bullock	10	12	256
1969	Tommy Bullock	9	11	211
1970	George Whitley	11	19	406
1971	Rusty Scales	10	18	325
1972	Carlester Crumpler	11	11	185
1973	Reggie Pinkney	11	20	467
1974	Kenny Strayhorn	11	12	269
1975	Kenny Strayhorn	10	13	276
1976	Willie Hawkins	11	9	142
1977	Willie Hawkins	10	22	525
1978	Anthony Collins	10	16	398
1979	Anthony Collins	11	21	473
1980	Anthony Collins	11	37	990
1981	Jimmy Walden	11	25	540
1982	Ricky Nichols	7	8	186
1983	Henry Williams	11	19	591
1984	Henry Williams	10	24	513
1985	Bobby Clair	11	17	423
1986	Walter Wilson	11	30	625
1987	Reggie McKinney	11	22	495
1988	Reggie McKinney	10	25	566
1989	Junior Robinson	11	38	955
1990	Dion Johnson	9	34	879
1991	Dion Johnson	11	24	513
1992	Morris Letcher	11	36	771
1993	Morris Letcher	9	23	350
1994	Mitchell Galloway	9	28	585
1995	Mitchell Galloway	11	30	556
1996	Perez Mattison	11	22	399
1997	Ramondo North	11	23	416
1998	LaMont Chappell	10	16	366
1999	Keith Stokes	11	27	584
2000	Keith Stokes	10	24	503
2001	Marvin Townes	11	31	775
2002	Damarcus Fox	10	20	447
2003	Demarcus Fox	12	18	376
2004	Chris Johnson	11	37	765
2005	Chris Johnson	11	21	459
2006	Chris Johnson	12	21	482
2007	Chris Johnson	13	36	1,009
2008	Dwayne Harris	10	19	446
2009	Dwayne Harris	14	37	1,000
2010	Dwayne Harris	13	41	839
2011	Michael Bowman	11	21	440
2012	Derrick Harris	13	22	454
2013	Lance Ray	13	22	553
2014	Zay Jones	13	24	477
2015	Quay Johnson	12	27	544

2016	Chris Love	11	21	445
2017	Trevon Brown	12	21	452
2018	Anthony Scott	12	21	387
2019	<b>Tyler Snead</b>	<b>12</b>	<b>25</b>	<b>481</b>
2020	<b>Tyler Snead</b>	<b>9</b>	<b>18</b>	<b>409</b>

## ■ PUNTING LEADERS

Year	Player	G	Punts	Avg.
1963	Bill Cline	10	53	33.3
1964	Bill Cline	9	33	34.7
1965	Mike Herring	9	27	38.1
1966	Mike Herring	10	69	39.0
1967	Billy Wightman	10	53	35.8
1968	Billy Wightman	10	84	37.7
1969	Billy Wightman	9	62	35.5
1970	Tony Maglione	11	60	36.7
1971	Clark Davis	10	62	35.7
1972	Ricky McLester	11	31	32.5
1973	Jonathan Deming	11	55	35.4
1974	Gill Job	11	50	40.0
1975	Tom Daub	11	60	37.5
1976	Tom Daub	11	52	37.9
1977	Rodney Allen	11	63	37.3
1978	Rodney Allen	11	66	39.1
1979	Rodney Allen	11	48	39.8
1980	Rodney Allen	11	61	39.1
1981	Tommy Barnhardt	11	59	37.5
1982	Jeff Bolch	8	24	37.6
1983	Jeff Bolch	10	50	40.3
1984	Jeff Bolch	11	62	40.2
1985	Tim Wolter	11	68	38.5
1986	Craig Losito	11	67	37.5
1987	Craig Losito	11	50	38.5
1988	John Jett	11	38	39.7
1989	John Jett	11	71	40.2
1990	John Jett	11	59	38.2
1991	John Jett	11	48	42.2
1992	Michael Jacobs	11	32	37.1
1993	Bill Wilson	10	59	36.9
1994	Matt Levine	11	58	42.6
1995	Matt Levine	11	60	37.1
1996	Andrew Bayes	11	49	40.3
1997	Andrew Bayes	11	65	43.4
1998	Andrew Bayes	11	64	42.9
1999	Andrew Bayes	11	47	48.1
2000	Kevin Miller	11	30	40.4
2001	Jarad Preston	11	45	44.1
2002	Jarad Preston	12	73	43.4
2003	Ryan Dougherty	12	64	44.5
2004	Ryan Dougherty	11	64	41.8
2005	Ryan Dougherty	11	58	40.8
2006	Ryan Dougherty	13	51	43.6
2007	Matt Dodge	13	80	41.3
2008	Matt Dodge	14	73	43.9
2009	Matt Dodge	14	67	45.8
2010	Ben Ryan	13	53	39.4
2011	Ben Ryan	12	42	40.0
2012	Trent Tignor	13	65	42.8
2013	Trent Tignor	13	47	42.8
2014	Worth Gregory	13	49	43.6
2015	Worth Gregory	12	60	43.1
2016	Worth Gregory	12	51	42.3
2017	Austin Barnes	11	50	44.0
2018	<b>Jonn Young</b>	<b>12</b>	<b>71</b>	<b>40.5</b>
2019	<b>Jonn Young</b>	<b>12</b>	<b>60</b>	<b>40.6</b>
2020	<b>Jonn Young</b>	<b>9</b>	<b>28</b>	<b>41.8</b>

# Year-By-Year Offensive Team Statistics

Year	First Downs	Net Rushing	Net Passing	Total Plays	Plays/Game	Total Offense	Yards/Game	Yards/Play	Att.-Comp.	Pts.-Avg.	TDs
1959		2,266	1,316	576	52.4	3,582	325.6	6.2	136-69	278-25.3	
1960		2,081	700	552	55.2	2,781	278.1	5.0	103-35	144-14.4	
1961		1,852	719	635	63.5	2,571	257.1	4.0	123-50	154-15.4	
1962		1,931	834	496	55.1	2,765	307.2	5.6	113-53	215-23.9	
1963		1,896	1,054	601	60.1	2,950	295.0	4.9	138-75	230-23.0	
1964		2,032	1,405	593	59.3	3,437	343.7	5.8	183-99	279-27.9	
1965		1,905	1,400	663	66.3	3,305	330.5	4.9	209-108	268-29.8	
1966	143	1,791	1,230	678	67.8	3,021	302.1	4.4	231-94	174-17.4	
1967	175	2,318	1,135	744	74.4	3,453	345.3	4.6	173-88	253-25.3	37
1968	136	1,571	1,009	681	68.1	2,580	258.0	3.8	195-84	175-17.5	
1969	149	1,775	745	666	74.0	2,520	280.0	3.8	160-69	108-12.0	15
1970	193	1,653	1,612	824	74.9	3,265	296.8	3.9	301-133	136-12.4	19
1971	176	1,853	1,408	730	73.0	3,261	326.1	4.5	260-103	181-18.1	25
1972	227	2,783	1,283	890	80.9	4,066	369.6	4.6	203-87	269-24.5	35
1973	222	2,918	1,327	811	73.7	4,245	385.9	5.2	173-90	352-32.0	41
1974	178	3,015	482	748	68.0	3,497	317.9	4.7	105-24	250-22.7	32
1975	187	3,090	969	737	67.0	4,059	369.0	5.5	120-53	269-26.9	40
1976	217	3,263	711	832	75.6	3,974	361.2	4.8	98-44	278-25.3	32
1977	181	2,927	966	728	66.2	3,893	353.9	5.3	124-62	268-24.4	33
1978	176	2,692	929	759	69.0	3,621	329.2	4.8	134-52	252-22.9	30
1979	263	<b>4,053</b>	1,175	846	76.9	5,228	475.3	6.2	154-79	380-34.5	51
1980	161	2,367	676	692	62.9	3,043	276.6	4.4	141-64	192-17.5	23
1981	179	2,662	839	737	67.0	3,501	318.3	4.8	136-57	242-22.0	29
1982	232	2,845	1,546	821	74.6	4,391	399.2	5.3	202-99	259-23.5	29
1983	201	2,634	1,211	756	68.7	3,845	349.5	5.1	173-91	271-24.6	29
1984	191	2,316	1,495	783	71.2	3,811	346.5	4.9	232-100	210-19.1	24
1985	173	2,094	967	750	68.2	3,061	278.3	4.1	199-72	161-14.6	17
1986	194	2,023	1,465	783	71.2	3,488	317.1	4.4	255-121	187-17.0	22
1987	194	2,352	1,416	746	67.8	3,768	342.5	5.0	212-100	229-20.8	28
1988	242	2,650	1,645	794	72.2	4,295	390.5	5.4	240-108	281-25.6	35
1989	204	1,852	2,145	756	68.7	3,997	363.4	5.3	314-156	301-27.4	35
1990	182	1,996	1,605	716	65.1	3,601	327.4	5.0	241-128	254-23.1	29
1991	246	1,429	3,379	794	72.2	4,808	437.1	6.1	414-229	372-33.8	47
1992	241	1,547	3,085	824	74.9	4,632	421.1	5.6	497-272	289-26.3	41
1993	189	1,634	1,621	750	68.2	3,255	295.9	4.3	311-144	175-15.9	22
1994	226	1,717	2,765	818	74.4	4,482	407.5	5.5	407-234	303-27.5	40
1995	241	1,545	2,812	854	77.6	4,357	396.1	5.1	457-239	255-23.2	33
1996	248	1,991	2,829	835	75.9	4,820	438.2	5.8	420-226	316-28.7	40
1997	197	742	2,635	741	67.4	3,377	307.0	4.6	444-261	214-19.5	28
1998	213	1,658	2,593	773	70.3	4,251	386.5	5.5	319-199	274-24.9	35
1999	232	1,874	2,595	776	70.5	4,469	406.3	5.8	341-197	319-29.0	39
2000	217	1,776	2,473	790	71.8	4,249	386.3	5.4	338-170	330-30.0	43
2001	224	2,225	2,357	715	65.0	4,582	416.5	6.4	298-167	360-32.7	46
2002	227	1,488	2,577	849	70.8	4,065	338.8	4.8	410-200	335-27.9	41
2003	218	1,660	2,075	862	71.8	3,735	311.2	4.3	360-211	217-18.1	26
2004	188	1,021	2,371	751	68.3	3,392	308.4	4.5	382-207	231-21.0	28
2005	216	1,512	2,816	764	69.5	4,328	393.5	5.7	370-224	267-24.3	31
2006	264	1,502	3,024	880	67.7	4,526	348.2	5.1	430-248	280-21.5	33
2007	246	2,378	2,633	879	67.6	5,011	385.5	5.7	395-224	403-31.0	52
2008	241	1,769	2,996	936	66.9	4,765	340.4	5.1	418-248	328-23.4	38
2009	277	2,129	3,043	981	70.1	5,172	369.4	5.3	452-265	378-27.0	45
2010	307	1,546	4,143	990	76.2	5,689	437.6	5.7	632- <b>408</b>	478-36.8	62
2011	271	1,309	3,433	921	76.8	4,742	395.2	5.1	524-355	315-26.2	40
2012	285	1,760	3,551	947	72.8	5,311	408.5	5.6	488-319	409-31.5	48
2013	346	1,821	4,265	1,028	79.1	6,086	468.2	5.9	565-397	<b>522-40.2</b>	<b>68</b>
2014	<b>378</b>	2,094	<b>4,835</b>	<b>1,070</b>	82.3	<b>6,929</b>	<b>533.0</b>	<b>6.5</b>	<b>637-402</b>	<b>466-35.8</b>	61
2015	260	1,600	3,375	877	73.1	4,975	414.6	5.7	473-321	329-27.4	43
2016	287	1,589	4,016	958	79.8	5,605	467.1	5.9	554-359	324-27-0	39
2017	279	1,292	3,815	939	78.3	5,107	425.6	5.4	543-307	299-24.9	36
2018	273	1,556	3,417	995	<b>82.9</b>	4,973	414.4	5.0	568-285	273-22.8	31
2019	288	1,696	3,466	900	75.0	5,162	430.2	5.7	451-270	321-26.8	36
2020	198	1,564	2,060	655	72.8	3,624	402.7	5.5	293-176	272-30.2	32

All-time best in each category in bold

# Year-By-Year Defensive Team Statistics

Year	First Downs	Net Rushing	Net Passing	Total Offense	Att.-Comp.	Opp. Punt Avg.	Pts.-Avg.	ECU Punt Avg.	Int.	Yds.	Avg.
1962		1,687	899	2,586	<b>152-68</b>	34.3	136-15.1	36.9			
1963		1,144	917	2,061	212-92	33.3	<b>54-5.4</b>	32.4			
1964		1,111	907	2,018	179-77	35.1	99-9.9	34.7			
1965		<b>881</b>	1,076	<b>1,957</b>	199-82	39.1	83-9.2	35.6	23	215	9.3
1966	155	1,608	1,114	2,722	199-96	33.3	175-17.5	34.9	15	148	9.9
1967	150	1,413	1,464	2,877	211-104	<b>29.6</b>	178-17.8	31.4	15	221	14.7
1968	192	1,406	1,778	3,184	281-139	32.1	244-24.4	32.6	17	120	7.1
1969	153	1,200	1,644	2,844	217-119	34.7	204-22.7	35.5	14	247	17.6
1970	183	1,619	1,806	3,425	270-127	35.5	253-23.0	34.7	13	133	10.2
1971	195	2,372	1,485	3,857	219-90	37.6	300-30.0	35.7	12	69	5.8
1972	150	1,200	1,517	2,717	249-106	35.0	176-16.0	31.8	15	134	8.9
1973	167	1,406	1,511	2,917	257-121	36.9	151-13.7	35.4	22	333	15.1
1974	184	1,971	1,177	3,148	221-98	37.8	167-15.2	39.3	14	161	11.5
1975	181	1,877	1,495	3,372	212-100	38.1	154-14.0	37.6	24	198	8.3
1976	144	1,353	1,002	2,355	219-101	40.2	116-10.5	37.0	<b>26</b>	<b>519</b>	20.0
1977	194	1,573	1,534	3,107	251-125	37.9	154-14.0	37.3	17	171	10.1
1978	<b>128</b>	1,416	<b>837</b>	2,253	180-70	36.5	123-10.3	39.1	19	155	8.2
1979	189	1,861	1,779	3,640	250-131	38.4	193-17.5	39.8	11	72	6.5
1980	217	2,481	1,430	3,911	205-115	39.0	312-28.4	37.2	10	131	13.1
1981	219	1,918	2,080	3,998	279-159	35.7	290-26.3	37.4	17	226	13.2
1982	212	1,536	2,260	3,796	318-177	38.5	228-20.7	35.9	10	221	<b>22.1</b>
1983	209	1,477	2,167	3,644	342-190	37.8	180-16.7	39.5	14	196	14.0
1984	249	2,240	2,380	4,620	265-152	38.1	309-28.1	39.8	11	86	7.8
1985	241	2,613	1,920	4,533	252-146	38.5	281-25.5	38.5	19	206	10.8
1986	243	2,235	2,392	4,627	272-162	40.4	364-33.1	37.1	6	33	5.6
1987	237	2,110	2,392	4,502	272-152	34.7	330-30.0	38.8	12	126	10.5
1988	232	2,141	2,145	4,286	260-153	36.3	325-29.6	37.3	16	192	12.0
1989	242	2,260	2,430	4,690	350-177	30.7	286-26.0	34.9	13	197	15.2
1990	240	2,417	2,123	4,540	293-163	32.9	267-24.3	37.2	15	322	21.5
1991	262	1,637	2,860	4,497	359-221	37.4	243-22.1	41.3	20	361	18.0
1992	257	2,788	2,236	5,024	298-179	39.5	367-33.4	35.4	14	289	20.6
1993	210	1,754	2,174	3,928	308-177	35.2	329-29.9	36.4	12	134	11.2
1994	218	1,313	2,722	4,035	412-215	38.2	233-21.2	40.5	22	265	12.0
1995	214	1,698	1,988	3,686	331-157	37.8	213-19.4	37.0	19	206	10.8
1996	211	1,637	2,082	3,719	327-185	36.6	214-19.5	39.4	13	155	11.9
1997	214	1,952	2,100	4,052	279-158	38.0	298-27.1	43.1	10	203	20.3
1998	222	2,107	2,029	4,136	286-158	40.9	297-27.0	41.6	15	204	13.6
1999	212	1,433	2,305	3,738	389-200	41.3	197-17.9	44.8	17	123	7.2
2000	201	1,573	2,239	3,812	319-168	37.2	229-20.8	36.6	12	155	12.9
2001	256	1,628	2,871	4,499	382-222	42.5	296-26.9	43.8	8	169	21.1
2002	258	2,485	2,863	5,348	364-196	37.1	399-33.2	42.4	10	97	9.7
2003	251	2,519	2,396	4,915	298-173	39.7	428-35.7	43.9	7	82	11.7
2004	235	2,566	2,459	5,025	273-164	38.1	439-39.9	40.0	12	50	4.2
2005	231	2,394	2,034	4,428	306-181	40.8	317-28.8	40.1	15	160	10.7
2006	242	1,887	2,394	4,281	376-222	39.2	270-20.8	42.8	16	214	13.4
2007	300	1,848	3,757	5,605	520-334	37.0	395-30.4	40.3	17	217	12.8
2008	232	1,901	2,761	4,662	439-263	40.5	295-21.1	43.9	22	278	12.6
2009	284	1,684	3,612	5,296	535-326	40.1	307-21.9	<b>45.2</b>	17	283	16.6
2010	304	2,947	3,277	6,224	405-242	40.3	572-44.0	39.4	11	120	10.9
2011	237	2,090	2,426	4,516	354-214	40.3	387-32.2	39.8	7	60	8.6
2012	291	2,015	3,584	5,599	475-279	40.4	411-31.6	42.8	10	88	8.8
2013	266	1,517	3,277	4,794	514-304	41.6	266-20.5	42.8	18	298	16.6
2014	262	1,453	3,322	4,775	500-284	40.2	336-25.8	42.5	14	132	9.4
2015	260	2,094	2,717	4,811	376-204	43.0	312-26.0	41.2	8	150	18.8
2016	256	2,742	2,691	5,433	338-194	39.7	433-36.1	41.5	5	44	8.8
2017	296	2,946	3,554	6,500	341-227	43.7	540-45.0	43.6	7	72	10.3
2018	243	2,037	3,241	5,278	384-237	42.7	448-37.3	39.5	5	38	7.6
2019	278	2,493	3,139	5,632	371-231	40.1	404-33.7	40.8	11	108	9.8
2020	203	1,812	2,214	4,026	297-194	39.9	319-35.4	41.4	10	80	8.0

*All-time best in each category in bold*

# Year-By-Year Team Statistics

## RUSHING

Year	Att.	Gain	Loss	Net Yds.	Yds./Att.	Yds./Game
1959	440			2,226	5.1	202.4
1960	449			2,081	4.6	208.1
1961	512			1,852	3.6	185.2
1962	383	1,931	226	1,705	4.3	189.4
1963	463	2,229	333	1,896	4.1	189.6
1964	410	2,363	331	2,032	4.9	203.2
1965	454	2,159	254	1,905	4.2	211.7
1966	447	1,923	132	1,791	4.0	179.1
1967	571	2,685	367	2,318	4.1	231.8
1968	486	2,005	434	1,571	3.3	157.1
1969	506	2,100	325	1,775	3.5	197.2
1970	523	2,106	453	1,653	3.2	150.3
1971	470	2,147	294	1,853	3.9	185.3
1972	687	2,922	139	2,783	4.1	253.0
1973	638	3,046	128	2,918	4.6	265.3
1974	643	3,313	298	3,015	4.7	274.1
1975	617	3,309	219	3,090	5.0	280.9
1976	734	3,641	378	3,263	4.4	296.6
1977	604	3,280	353	2,927	4.8	266.1
1978	625			2,692	4.3	244.7
1979	692	4,497	444	4,053	5.9	368.5
1980	551	2,651	248	2,367	4.3	215.2
1981	601			2,662	4.4	242.0
1982	619	3,200	355	2,845	4.5	258.6
1983	583	2,845	211	2,634	4.5	239.5
1984	551	2,579	263	2,316	4.2	210.5
1985	551	2,407	313	2,094	3.8	190.4
1986	528			2,023	3.8	183.9
1987	534			2,352	4.4	213.8
1988	554	2,964	314	2,650	4.8	240.9
1989	442	2,184	332	1,852	4.2	168.4
1990	475	2,313	317	1,996	4.2	181.5
1991	380	1,731	302	1,429	3.8	129.9
1992	327	1,785	238	1,547	4.7	140.6
1993	439	2,023	389	1,634	3.7	148.5
1994	411	1,952	235	1,717	4.2	156.1
1995	397	1,771	226	1,545	3.9	140.5
1996	415	2,208	217	1,991	4.8	181.0
1997	297	1,073	331	742	2.5	67.5
1998	454	2,080	422	1,658	3.7	150.7
1999	435	2,300	426	1,874	4.3	170.4
2000	446	2,228	452	1,776	4.0	161.5
2001	417	2,595	370	2,225	5.3	202.3
2002	439	1,988	500	1,488	3.4	124.0
2003	502	2,052	392	1,660	3.3	138.3
2004	369	1,445	424	1,021	2.8	92.8
2005	394	1,837	325	1,512	3.8	137.5
2006	450	1,888	386	1,502	3.3	115.5
2007	484	2,646	268	2,378	4.9	182.0
2008	518	2,110	341	1,769	3.4	126.4
2009	529	2,377	248	2,129	4.0	152.1
2010	358	1,787	241	1,546	4.3	118.9
2011	397	1,662	353	1,309	3.3	109.1
2012	459	2,067	307	1,760	3.8	135.4
2013	463	2,154	333	1,821	3.9	140.1
2014	433	2,440	346	2,094	4.8	161.1
2015	404	1,933	333	1,600	4.0	133.3
2016	404	1,926	337	1,589	3.9	132.4
2017	396	1,523	231	1,292	3.3	107.7
2018	427	1,910	354	1,556	3.6	129.7
2019	449	2,022	326	1,696	3.8	141.3
2020	362	1,805	241	1,564	4.3	173.8

## PASSING

Year	Att.	Comp.	Pct.	Yards	Yds./Att.	Yds./Comp.
1959	136	59	.433	1,316	9.7	22.3
1960	103	35	.339	700	6.8	20.0
1961	123	50	.407	719	5.8	14.4
1962	113	53	.469	834	7.4	15.7
1963	138	75	.543	1,054	7.6	14.1
1964	183	99	.541	1,405	7.7	14.2
1965	209	108	.517	1,400	6.7	12.9
1966	231	94	.407	1,230	5.3	13.1
1967	173	88	.509	1,135	6.6	12.9
1968	195	84	.431	1,009	5.2	12.0

1969	160	69	.431	745	4.7	10.8
1970	301	133	.442	1,612	5.4	12.1
1971	260	103	.396	1,408	5.4	13.7
1972	203	87	.429	1,283	6.3	14.7
1973	173	90	.520	1,327	7.7	14.7
1974	105	24	.229	482	4.6	20.1
1975	120	53	.442	969	8.1	18.3
1976	98	44	.449	711	7.3	16.2
1977	124	62	.500	966	7.8	15.6
1978	134	52	.388	929	6.9	17.9
1979	154	79	.513	1,175	7.6	14.9
1980	141	64	.454	676	4.8	10.6
1981	136	57	.419	839	6.2	14.7
1982	202	99	.490	1,546	7.7	15.6
1983	173	91	.526	1,211	7.0	13.3
1984	232	100	.431	1,495	6.4	14.9
1985	199	72	.362	967	4.9	13.4
1986	255	121	.475	1,465	5.7	12.1
1987	212	100	.472	1,416	6.7	14.2
1988	240	108	.450	1,645	6.9	15.2
1989	314	156	.497	2,145	6.8	13.8
1990	241	128	.531	1,605	6.6	12.5
1991	414	229	.553	3,379	8.2	14.8
1992	497	272	.547	3,085	6.2	11.3
1993	311	144	.463	1,621	5.2	11.3
1994	407	234	.575	2,765	6.8	11.8
1995	457	239	.523	2,812	6.2	11.8
1996	420	226	.538	2,829	6.7	12.5
1997	444	261	.588	2,635	5.9	10.1
1998	319	199	.624	2,593	8.1	13.0
1999	341	197	.578	2,595	7.6	13.2
2000	338	170	.503	2,473	7.3	15.1
2001	298	167	.560	2,357	7.9	14.1
2002	410	200	.488	2,577	6.3	12.9
2003	360	211	.586	2,075	5.9	9.8
2004	382	207	.542	2,371	6.5	11.5
2005	370	224	.605	2,816	7.6	12.6
2006	430	248	.577	3,024	7.0	12.2
2007	395	224	.567	2,633	6.7	11.8
2008	418	248	.593	2,996	7.2	12.1
2009	452	265	.586	3,043	6.7	11.5
2010	632	408	.646	4,143	6.6	10.2
2011	524	355	.677	3,433	6.6	9.7
2012	488	319	.654	3,551	7.3	11.1
2013	565	387	.685	4,265	7.5	10.7
2014	637	402	.631	4,835	7.6	12.0
2015	473	321	.679	3,375	7.1	10.5
2016	554	359	.648	4,016	7.3	11.2
2017	543	307	.565	3,815	7.0	12.4
2018	568	285	.502	3,417	6.0	12.0
2019	451	270	.599	3,466	7.7	12.8
2020	293	176	.601	2,060	7.0	11.7

## KICKOFF RETURNS

Year	No.	Yards	Avg.	TD	Yds./Game
1962	26	663	25.5	1	73.7
1963	16	455	28.4	0	45.5
1964	25	529	21.1	0	52.9
1965	17	322	19.5	0	32.2
1966	37	657	17.8	0	65.7
1967	30	610	20.3	0	61.0
1968	41	722	17.6	0	72.2
1969	38	689	18.1	0	76.6
1970	45	832	18.2	0	75.6
1971	50	821	16.4	0	82.1
1972	35	572	16.5	0	52.0
1973	31	588	19.0	0	53.5
1974	34	712	20.9	0	64.7
1975	31	649	20.9	0	59.0
1976	20	285	14.3	0	25.9
1977	32	653	20.4	0	59.4
1978	32	684	21.4	0	62.2
1979	29	590	20.3	0	53.6
1980	43	1,088	25.3	2	98.9
1981	35	677	19.3	1	61.5
1982	31	605	19.5	0	55.0
1983	30	748	24.9	2	68.0
1984	44	786	17.9	0	71.5

1985	38	883	23.2	0	80.3
1986	54	1,143	21.2	0	103.9
1987	58	1,119	19.3	0	101.7
1988	54	1,160	21.5	1	105.4
1989	53	1,245	23.5	0	113.2
1990	53	1,197	22.6	1	108.8
1991	30	638	21.3	0	58.0
1992	56	1,206	21.5	0	109.6
1993	50	754	15.1	0	68.5
1994	36	743	20.6	1	67.5
1995	32	583	18.2	0	53.0
1996	31	543	17.5	1	49.4
1997	53	886	16.7	0	80.5
1998	34	652	19.2	0	59.3
1999	34	728	21.4	1	66.2
2000	38	755	19.9	0	68.6
2001	40	948	23.7	1	86.2
2002	49	928	18.9	0	77.3
2003	51	958	18.8	1	79.8
2004	45	925	20.5	0	84.1
2005	40	740	18.5	0	67.3
2006	36	708	19.7	1	54.5
2007	62	1,506	24.3	1	115.9
2008	47	982	20.9	1	70.1
2009	56	1,308	23.4	3	93.4
2010	<b>82</b>	<b>1,653</b>	20.2	1	<b>127.2</b>
2011	58	1,114	19.2	0	92.8
2012	49	972	19.8	1	74.8
2013	28	703	25.1	0	54.1
2014	46	877	19.1	0	67.5
2015	38	760	20.0	0	63.3
2016	54	997	18.5	0	83.1
2017	44	878	20.0	0	73.2
2018	41	714	17.4	0	59.5
2019	41	655	16.0	1	54.6
2020	31	591	19.1	1	65.7

## ■ PUNT RETURNS

Year	No.	Yards	Avg.	TD	Yds./Game
1962	27	308	11.4	0	34.2
1963	36	260	7.2	0	26.0
1964	38	335	8.8	0	33.5
1965	31	316	10.2	1	31.6
1966	36	246	6.9	1	24.6
1967	40	404	10.1	0	40.4
1968	<b>45</b>	<b>332</b>	<b>7.4</b>	<b>1</b>	<b>33.2</b>
1969	26	189	7.3	0	21.0
1970	36	239	6.6	0	21.7
1971	28	215	7.7	0	21.5
1972	35	291	8.3	0	26.5
1973	21	173	8.2	0	15.7
1974	23	121	5.3	0	11.0
1975	20	128	6.4	0	11.6
1976	36	437	12.1	1	39.7
1977	32	259	8.1	1	23.5
1978	38	469	12.3	1	42.6
1979	22	152	6.9	0	13.8
1980	24	119	5.0	0	10.8
1981	12	126	10.5	1	11.5
1982	25	144	5.8	0	13.1
1983	22	230	10.5	2	20.9
1984	29	208	7.2	0	18.9
1985	21	207	9.9	2	18.8
1986	27	227	8.4	0	20.6
1987	14	78	5.6	0	7.1
1988	19	90	4.7	0	8.2
1989	34	324	9.5	1	29.5
1990	21	164	7.8	1	14.9
1991	26	162	6.2	0	14.7
1992	24	358	14.9	1	32.5
1993	18	126	7.0	0	11.5
1994	23	225	9.8	0	20.5
1995	23	183	8.0	0	16.7
1996	25	90	3.6	0	8.2
1997	22	220	10.0	0	20.0
1998	26	352	13.5	1	32.0
1999	30	424	14.1	1	38.5
2000	32	<b>473</b>	<b>14.8</b>	<b>1</b>	<b>43.0</b>
2001	24	170	7.1	0	15.5

2002	34	389	11.4	1	32.4
2003	27	124	4.6	0	10.3
2004	28	440	<b>15.7</b>	1	40.0
2005	21	138	6.6	0	12.5
2006	18	162	9.0	0	12.5
2007	34	258	7.6	0	19.9
2008	29	268	9.2	1	19.1
2009	18	204	11.3	0	14.6
2010	21	227	10.8	0	17.5
2011	15	162	10.8	0	13.5
2012	22	188	8.5	0	14.5
2013	30	308	10.3	0	23.7
2014	26	120	4.6	0	9.2
2015	23	225	9.8	1	18.8
2016	10	18	1.8	0	1.5
2017	6	-4	-0.7	0	-0.3
2018	14	104	7.4	0	8.7
2019	15	79	5.3	1	6.6
2020	13	190	14.6	1	21.1

## ■ TURNOVER RATIO

Year	Takeaway			Giveaway		
	Int.	Fum.	Total	Int.	Fum.	Total
1966	15	15	30	22	14	36
1967	15	8	23	8	8	16
1968	15	13	28	17	18	35
1969	14	15	29	13	11	24
1970	13	<b>24</b>	<b>37</b>	20	26	46
1971	12	16	28	23	25	48
1972	15	21	36	12	23	35
1973	22	<b>24</b>	<b>46</b>	8	19	27
1974	14	15	29	11	18	29
1975	24	22	<b>46</b>	4	19	23
1976	<b>26</b>	16	42	8	25	33
1977	17	17	34	4	24	28
1978	19	23	42	10	29	39
1979	11	15	26	5	13	18
1980	11	17	28	<b>3</b>	20	23
1981	17	17	34	10	25	35
1982	10	13	23	20	15	35
1983	14	14	27	8	16	26
1984	11	12	23	17	16	33
1985	17	19	36	17	11	28
1986	6	11	17	12	11	23
1987	12	11	23	12	14	26
1988	16	17	33	18	<b>5</b>	23
1989	13	11	24	15	7	22
1990	15	10	25	11	17	28
1991	20	16	36	10	6	16
1992	14	13	27	27	10	37
1993	12	7	19	23	9	32
1994	22	11	33	15	7	22
1995	19	14	33	14	12	26
1996	13	23	36	16	6	22
1997	10	9	19	11	10	21
1998	15	13	28	12	6	18
1999	17	12	29	12	15	27
2000	12	10	22	12	5	17
2001	8	8	16	10	16	26
2002	10	11	21	22	9	31
2003	7	13	20	18	14	32
2004	12	11	23	19	8	27
2005	15	5	20	8	12	20
2006	16	11	27	11	12	23
2007	17	14	31	9	<b>5</b>	<b>14</b>
2008	22	11	33	9	19	28
2009	17	17	34	12	11	23
2010	11	11	22	16	13	29
2011	7	14	21	20	15	35
2012	10	12	22	14	7	22
2013	18	6	24	10	6	16
2014	14	5	19	11	12	23
2015	8	8	16	12	7	19
2016	5	3	8	12	12	24
2017	7	4	11	16	<b>5</b>	<b>21</b>
2018	5	6	11	15	10	25
2019	11	7	18	10	7	17
2020	10	8	18	9	12	21

*All-time best in each category in bold*

# Team Records

## RUSHING

### Carries

Game	85	vs. Virginia, 11/08/75
Fewest	14	vs. Syracuse, 09/05/92
By Opp.	81	by Florida State, 09/20/80
Season	734	in 1976
Fewest	297	in 1997

### Yards

Game	642	vs. Virginia, 11/08/75
Fewest	-16	vs. TCU, 12/22/99
By Opp.	536	by West Virginia, 09/28/02
Opp./Fewest	-12	by Davidson, 10/06/73
Season	4,053	in 1979
Fewest	742	in 1997

### Yards Per Game

Season	368.5	in 1979
Fewest	67.5	in 1997

### Yards Per Carry

Game	11.2	vs. Memphis, 11/03/07
Fewest	-0.94	vs. Virginia Tech, 09/10/11
By Opp.	9.3	by Cincinnati, 11/13/20
Season	5.9	in 1979
Fewest	2.5	in 1997

### Touchdowns

Game	9	vs. Virginia, 11/08/75
By Opp.	9	by Navy, 11/19/16
Season	47	in 1979
Fewest	6	in 1997

## PASSING

### Attempts

Game	77	vs. Syracuse, 09/05/92
Fewest	5	vs. North Carolina, 09/12/81
By Opp.	75	by Houston, 12/05/09
Season	637	in 2014
Fewest	98	in 1976

### Completions

Game	54	vs. Houston, 11/04/17
Fewest	0	vs. Appalachian State, 10/19/74 vs. Southern Illinois, 09/28/74 vs. Bowling Green, 09/14/74
By Opp.	56	by Houston, 12/05/09
Opp./Fewest	2	by NC State, 09/08/79 by Navy, 09/02/06
Season	408	in 2010
Fewest	35	in 1960

### Highest Completion Percentage

Game (min. 10 att.)	88.9	vs. Navy, 10/22/11 (40-for-45)
By Opp.	91.7	by Eastern Kentucky, 11/15/80 (11-of-12)
Season	70.3	in 2013
Lowest	22.9	in 1974

### Interceptions

Game	6	vs. Memphis, 10/02/93
Season	27	in 1992
Fewest	3	in 1980

### Yards

Game	535	vs. Cincinnati, 11/02/19
Fewest	0	vs. Appalachian State, 10/19/74 vs. Southern Illinois, 09/28/74 vs. Bowling Green, 09/14/74

By Opp.	615	by Louisville, 11/14/98
Opp./Fewest	0	by Furman, 11/01/69
Season	4,835	in 2014
Fewest	482	in 1974

### Yards Per Game

Season	371.9	in 2014
Fewest	61.5	in 1980

### Touchdowns

Game	6	Twice, last vs. SMU, 11/09/19
By Opp.	6	by Marshall, 11/23/12 by Louisville, 11/14/98 by Tulsa, 11/06/93

Season	39	in 2010
Fewest	2	in 1980, 1984

## TOTAL OFFENSE

### Plays

Game	102	vs. UCF, 10/01/16
Fewest	41	vs. Florida State, 09/20/80
By Opp.	104	by Marshall, 12/19/01
Opp./Fewest	40	by Western Carolina, 09/01/79
Season	1,070	in 2014
Fewest	496	in 1962

### Yards

Game	789	vs. North Carolina, 09/20/14
Fewest	12	vs. Southern Miss, 10/05/68
By Opp.	769	by Louisville, 11/14/98
Opp./Fewest	41	by Catawba, 09/12/64
Season	6,929	in 2014
Fewest	2,571	in 1961

### Yards Per Play

Game	9.7	vs. Western Carolina, 09/03/16
Fewest	1.78	vs. Washington, 09/25/93
By Opp.	13.0	by Memphis, 11/25/17
Season	6.48	in 2014
Fewest	3.78	in 1968, 1969

### Yards Per Game

Season	533.0	in 2014
Fewest	257.1	in 1961

## SCORING

### Points Scored

Game	74	vs. Newport News Apprentice, 11/14/59
By Opp.	79	by Guilford, 11/12/32
Season	522	in 2013
Fewest	108	in 1969

### Points Per Game

Season	40.2	in 2013
Fewest	12.0	in 1969

## Top Team Seasons

Rushing			Passing			Total Offense			Points/Game		
No.	Year	Yards	No.	Year	Yards	No.	Year	Yards	No.	Year	Yards
1.	1979	4,053	1.	2014	4,835	1.	2014	6,929	1.	2013	40.2
2.	1976	3,263	2.	2013	4,265	2.	2013	6,086	2.	2010	36.8
3.	1975	3,090	3.	2010	4,143	3.	2010	5,689	3.	2014	35.8
4.	1974	3,015	4.	2016	4,016	4.	2016	5,605	4.	1979	34.5
5.	1977	2,927	5.	2017	3,815	5.	2012	5,311	5.	1991	33.8
6.	1973	2,918	6.	2012	3,551	6.	1979	5,228	6.	2001	32.7
7.	1982	2,845	7.	2019	3,466	7.	2009	5,172	7.	1973	32.0
8.	1972	2,783	8.	2011	3,433	8.	2019	5,162	8.	2012	31.5
9.	1978	2,692	9.	2018	3,417	9.	2017	5,107	9.	2007	31.0
10.	1981	2,662	10.	1991	3,379	10.	2007	5,011	10.	2020	30.2

Rushing Yards/Game			Passing Yards/Game			Total Offense/Game			Total Defense/Game		
No.	Year	Avg.	No.	Year	Yards	No.	Year	Yards	No.	Year	Yards
1.	1979	368.5	1.	2014	371.9	1.	2014	533.0	1.	1965	195.7
2.	1976	296.6	2.	2016	334.7	2.	1979	475.3	2.	1964	201.8
3.	1975	280.9	3.	2013	328.1	3.	2013	468.2	3.	1978	204.8
4.	1974	274.1	4.	2010	318.7	4.	2016	467.1	4.	1963	206.1
5.	1977	266.1	5.	2017	317.9	5.	1996	438.2	5.	1976	214.1
6.	1973	265.3	6.	1991	307.2	6.	2010	437.6	6.	1972	247.0
7.	1982	258.6	7.	2019	288.8	7.	1991	437.1	7.	1973	265.2
8.	1972	253.0	8.	2011	286.1	8.	2019	430.2	8.	1966	272.2
9.	1978	244.7	9.	2018	284.8	9.	2017	425.6	9.	1969	284.4
10.	1981	242.0	10.	2015	281.2	10.	1992	421.1	10.	1967	287.7

### Touchdowns

<b>Game</b>	10	vs. North Carolina, 09/20/14
<b>By Opp.</b>	10	by Memphis, 11/25/17 Navy, 11/06/10
<b>Season</b>	68	in 2010
<b>Fewest</b>	15	in 1969

### Field Goals Made

<b>Game</b>	4	10 times, last vs. William & Mary, 09/21/19
<b>By Opp.</b>	5	four times, last vs. Tulane, 10/12/13
<b>Season</b>	24	in 2019
<b>Fewest</b>	0	in 1962, 1963, 1964

### Field Goals Attempted

<b>Game</b>	7	twice, last vs. Tulane, 10/12/13
<b>Season</b>	35	in 2008
<b>Fewest</b>	5	in 1967

### PAT Kicks Made

<b>Game</b>	10	last vs. North Carolina, 09/20/14
<b>By Opp.</b>	10	twice, last by Memphis, 11/25/17
<b>Season</b>	64	in 2013
<b>Fewest</b>	9	in 1962

### PAT Kicks Attempted

<b>Game</b>	10	last vs. North Carolina, 09/20/14
<b>Season</b>	66	in 2013
<b>Fewest</b>	12	in 1962

### Two-Point Conversions Made

<b>Game</b>	3	vs. Newberry, 10/20/62 vs. Presbyterian, 10/05/63
<b>By Opp.</b>	2	by Murray State, 09/17/83
<b>Season</b>	11	in 1963

### Safeties

<b>Game</b>	1	many times
<b>Season</b>	3	in 1989

## DEFENSE

### Interceptions

<b>Game</b>	7	vs. Western Carolina, 10/18/75
<b>By Opp.</b>	6	by Memphis, 10/02/93
<b>Season</b>	26	in 1976
<b>Fewest</b>	5	twice, last in 2018

### Interception Return Yards

<b>Game</b>	159	vs. Richmond, 11/06/76
<b>By Opp.</b>	176	by Southern Miss, 11/05/11
<b>Season</b>	519	in 1976
<b>Fewest</b>	33	in 1986

### Average Per Interception Return

<b>Season</b>	22.1	in 1982
<b>Lowest</b>	4.2	in 2004

### TDs On Interception Returns

<b>Game</b>	2	vs. Tulsa, 11/15/09 vs. Memphis, 09/16/06
<b>Season</b>	4	in 1991

## RETURNS

### Punt Returns

<b>Game</b>	11	vs. Furman, 10/28/72
<b>By Opp.</b>	9	by William & Mary, 09/21/68
<b>Season</b>	45	in 1968
<b>Fewest</b>	6	in 2017

### Punt Return Yards

<b>Game</b>	168	vs. Houston, 11/11/00
<b>By Opp.</b>	146	by Southern Miss, 11/14/87
<b>Season</b>	469	in 1978
<b>Fewest</b>	-4	in 2017



Average Per Punt Return		
Season	15.7	in 2004
Lowest	-0.7	in 2017

Punt Return Touchdowns		
Game	1	many times, last vs. Georgia State, 10/03/20
Season	2	twice, last in 1985

Kickoff Returns		
Game	12	vs. Navy, 11/06/10
By Opp.	11	by UTEP, 11/28/08
Season	82	in 2010
Fewest	16	in 1963

Kickoff Return Yards		
Game	303	vs. Southern Miss, 10/09/10
By Opp.	266	by Boise State, 12/23/07
Season	1,653	in 2010
Fewest	285	in 1976

Average Per Kickoff Return		
Season	28.4	in 1963
Lowest	14.3	in 1976

Kickoff Return Touchdowns		
Game	1	many times, last vs. Temple, 11/21/20
Season	3	in 2009

Freshman Travis Williams helped ECU establish a single-season punt return average record (15.7 ypr) in 2004 by setting his own individual standard with a 17.7 clip.

## PUNTING

Punts		
Game	14	vs. Tulane, 11/10/18
Fewest	0	vs. UAB, 09/24/11 vs. UTEP, 11/28/08 vs. Florida State, 09/03/83
By Opp.	12	by Tulane, 11/10/18
Season	86	in 1968
Fewest	39	in 1964

Average Per Punt		
Game	53.8	vs. Army, 10/02/99
By Opp.	59.5	by Houston, 09/27/08
Season	45.2	in 2009
Lowest	31.4	in 1967

Punting Yards		
Game	507	vs. Tulane, 11/10/18
Fewest	0	vs. UAB, 09/24/11 vs. UTEP, 11/28/08 vs. Florida State, 09/03/83
Season	3,321	in 2018
Fewest	1,352	in 1964

# Miscellaneous Records

## FIRST DOWNS

Total First Downs		
Game	39	vs. North Carolina, 09/20/14
Fewest	4	twice, last vs. NC State, 12/01/18
By Opp.	39	by Louisville, 11/14/98
Season	378	in 2014
Fewest	136	in 1967

First Downs Passing		
Game	27	vs. Houston, 11/04/17
Fewest	0	four times, last vs. Florida State, 09/20/80
By Opp.	29	by Houston, 12/05/09 by Louisville, 11/14/98
Season	238	in 2014
Fewest	20	in 1974

First Downs Rushing		
Game	34	vs. Virginia, 11/08/75
Fewest	0	vs. NC State, 11/27/04
By Opp.	28	by Navy, 10/27/12
Season	204	in 1979
Fewest	61	in 2004

First Downs By Penalty		
Season	37	in 2019
Fewest	6	in 1983

## PENALTIES

Number of Penalties		
Game	18	vs. Tulane, 11/02/91
Fewest	0	many times, last vs. UL-Lafayette 12/22/12
By Opp.	19	by UCF, 09/28/20
Opp./Fewest	0	twice, last by UAB, 09/24/11
Season	109	in 2014
Fewest	50	in 1966, 1974

Yards Penalized		
Game	159	vs. Tulane, 11/02/91
Fewest	0	many times, last vs. UL-Lafayette, 12/22/12
By Opp.	182	by Parsons, 09/14/68
Opp./Fewest	0	twice, by UAB, 09/24/11
Season	1,004	in 2014
Fewest	437	in 2004

## TURNOVERS

Total Fumbles		
Game	11	vs. Richmond, 10/21/78
Season	54	in 1978
Fewest	11	in 2017

Fumbles Lost		
Game	6	vs. North Carolina, 09/16/78 vs. VMI, 09/24/77 vs. The Citadel, 10/20/73
Season	29	in 1978
Fewest	5	in 1998, 2000, 2007, 2017

Total Giveaways		
Game	7	six times, last vs. UAB, 09/24/11
Season	48	in 1971
Fewest	14	in 2007

Total Takeaways		
Game	9	vs. Cincinnati, 11/19/88
Season	46	in 1975 in 1973
Fewest	8	in 2016



ECU's defense held North Carolina to 395 yards of total offense in a 41-19 win on Sept. 8, 2018 at Dowdy-Ficklen Stadium.

## VICTORY MARGIN

Margin	Opponent	Site	Date	Score
+74	Newport News Apprentice	Greenville, N.C.	11/14/59	74-0
+67	Edenton	Greenville, N.C.	10/24/49	67-0
+51	Virginia	Charlottesville, Va.	11/08/75	61-10
+50	Western Carolina	Greenville, N.C.	10/19/63	50-0
+49	UAB	Greenville, N.C.	11/16/13	63-14
+48	Southern Miss	Greenville, N.C.	09/11/76	48-0
+47	Atlantic Christian	Greenville, N.C.	11/18/50	54-7
+46	Illinois State	Greenville, N.C.	09/23/89	56-10
+45	Albright	Greenville, N.C.	09/19/59	45-0
	Northeast Louisiana	Monroe, La.	10/30/65	45-0
	Davidson	Davidson, N.C.	10/06/73	45-0
	Marshall	Greenville, N.C.	11/18/78	45-0
	Tulane	Greenville, N.C.	10/23/99	52-7
	N.C. Central	Greenville, N.C.	08/30/14	52-7
	Western Carolina	Greenville, N.C.	09/03/16	52-7

## LOSING MARGIN

Margin	Opponent	Site	Date	Score
-79	Guilford	Greenville, N.C.	11/12/32	79-0
-65	Southern Miss	Hattiesburg, Miss.	10/05/68	65-0
-64	Appalachian State	Boone, N.C.	11/18/39	64-0
-57	Memphis	Memphis, Tenn.	11/25/17	70-13
-56	Syracuse	Syracuse, N.Y.	10/04/97	56-0
	Florida State	Tallahassee, Fla.	09/20/80	63-7
	North Carolina	Chapel Hill, N.C.	09/12/81	56-0
-55	NC State	Raleigh, N.C.	12/01/18	58-3
-53	Houston	Houston, Texas	10/08/11	56-3
-52	Louisville	Louisville, Ky.	10/02/04	59-7
-50	Cincinnati	Cincinnati, Ohio	11/23/18	56-6
-49	NC State	Raleigh, N.C.	09/08/73	57-8
	West Virginia	Morgantown, W.Va.	10/03/87	49-0
-48	Lenoir-Rhyne	Greenville, N.C.	11/09/59	55-7
-47	Virginia Tech	Greenville, N.C.	09/16/17	64-17
	Lenoir-Rhyne	Lenoir, N.C.	11/23/34	47-0
	Appalachian State	Greenville, N.C.	11/06/48	47-0

## LARGEST ROAD ATTENDANCE

No.	Att.	Opponent	Location	Date	Score
1.	95,416	Tennessee	Neyland Stadium, Knoxville, Tenn.	09/02/95	27-7
2.	88,034	Florida	Ben Hill Griffin Stadium, Gainesville, Fla.	09/12/15	31-24
3.	84,774	Penn State	Beaver Stadium, State College, Pa.	09/27/86	42-17
4.	84,738	Auburn	Jordan-Hare Stadium, Auburn, Ala.	11/05/94	38-21
5.	84,266	Penn State	Beaver Stadium, State College, Pa.	09/28/85	17-10
6.	<b>82,605</b>	<b>South Carolina</b>	<b>Williams-Brice Stadium, Columbia, S.C.</b>	<b>09/18/99</b>	<b>21-3</b>
7.	80,899	South Carolina	Williams-Brice Stadium, Columbia, S.C.	09/06/14	33-23
8.	80,384	South Carolina	Williams-Brice Stadium, Columbia, S.C.	09/17/16	20-15
9.	80,079	Alabama	*Legion Field, Birmingham, Ala.	10/17/98	23-22
10.	<b>79,806</b>	<b>South Carolina</b>	<b>Williams-Brice Stadium, Columbia, S.C.</b>	<b>09/21/96</b>	<b>23-7</b>
11.	77,019	Georgia	Sanford Stadium, Athens, Ga.	09/29/90	19-15
12.	77,006	South Carolina	Williams-Brice Stadium, Columbia, S.C.	09/08/12	48-10
13.	73,943	Florida	Florida Field, Gainesville, Fla.	10/22/83	24-17
14.	73,800	South Carolina	Williams-Brice Stadium, Columbia, S.C.	10/27/84	42-20
15.	<b>72,169</b>	<b>Virginia Tech</b>	<b>*Bank of America Stadium, Charlotte, N.C.</b>	<b>08/30/08</b>	<b>27-22</b>

ECU victories in **bold**; \*denotes neutral site location

# Single-Game Opponent Records

## Individual

### MOST RUSHING YARDS

No.	Yds.	Att.	Avg.	Name	Team	Year
1.	349	43	8.1	Paul Palmer	Temple	1986
2.	337	25	13.5	Kay-Jay Harris	West Virginia	2004
3.	300	41	7.3	Joffrey Reynolds	Houston	2002
4.	265	17	15.6	Cardon Johnson	James Madison	2017
5.	260	30	8.7	Avon Cobourne	West Virginia	2002
6.	244	19	12.8	Sammie Smith	Florida State	1987
7.	234	41	5.7	DeMarco McCleskey	Cincinnati	1998
8.	226	39	5.7	DeAngelo Williams	Memphis	2005
9.	225	32	7.0	DeAngelo Williams	Memphis	2004
10.	224	25	8.9	Mercury Morris	West Texas St.	1967

### MOST PASSING YARDS

No.	Yds.	Att.-Cmp.	Name	Team	Year
1.	592	56-44	Chris Redman	Louisville	1998
2.	576	70-41	Byron Leftwich	Marshall	2001
3.	527	75-56	Case Keenum	Houston	2009
4.	451	61-39	Steve Taneyhill	South Carolina	1994
5.	436	44-29	Gunner Kiel	Cincinnati	2014

### MOST RECEPTIONS

No.	Rec.	Yds.	Avg.	Name	Team	Date
1.	19	241	12.7	James Cleveland	Houston	2009
2.	16	259	16.2	Chris Penn	Tulsa	1993
3.	15	124	8.3	Shaq Washington	Cincinnati	2015
	15	234	15.6	Denero Marriott	Marshall	2001
	15	214	14.3	Ibn Green	Louisville	1998
	15	206	13.7	Wilbert Ursin	Tulane	1991
7.	14	167	11.9	James Proche	SMU	2019
	14	189	13.5	Cam Phillips	Virginia Tech	2017
	14	141	10.1	Tommy Shuler	Marshall	2012
	14	135	9.6	Damaris Johnson	Tulsa	2009

### MOST RECEPTION YARDS

No.	Rec.	Yds.	Avg.	Name	Team	Date
1.	16	259	16.2	Chris Penn	Tulsa	1993
2.	19	241	12.7	James Cleveland	Houston	2009
3.	15	234	15.6	Denero Marriott	Marshall	2001
4.	6	217	36.2	Darnell Mooney	Tulane	2018
5.	15	214	14.3	Ibn Green	Louisville	1998
6.	15	206	13.7	Wilbert Ursin	Tulane	1991
7.	9	203	22.6	Kahlil Lewis	Cincinnati	2018
8.	4	194	48.5	Jon Olinger	Cincinnati	2002
	8	194	24.3	Michael Irvin	Miami (Fla.)	1986
10.	14	189	13.5	Cam Phillips	Virginia Tech	2017
	9	189	21.0	Donnie Avery	Houston	2007

## Team

### MOST RUSHING YARDS

No.	Yds.	Team	Year
1.	536	West Virginia	2002
2.	521	Navy	2010
3.	512	Navy	2012
4.	480	Navy	2016
5.	478	West Virginia	2004
6.	454	Miami (Fla.)	1980
7.	426	Bowling Green	1971
8.	421	Syracuse	1992
9.	415	Navy	2015
	415	South Carolina	1990

### MOST PASSING YARDS

No.	Yds.	Team	Year
1.	615	Louisville	1998
2.	576	Marshall	2001
3.	527	Houston	2009
4.	456	UTEP	2007
	456	Florida State	1982
6.	454	UAB	2002
7.	451	South Carolina	1994
8.	436	Cincinnati	2014
9.	433	Connecticut	2019
10.	425	South Carolina	1997

### MOST YARDS TOTAL OFFENSE

No.	Yds.	Team	Year
1.	769	Louisville	1998
2.	706	Florida State	1982
3.	669	Tulsa	2019
4.	675	Virginia Tech	2017
5.	655	NC State	2018
6.	653	Cincinnati	2020
7.	649	Marshall	2001
8.	645	Georgia Southern	1985
9.	641	Cincinnati	2018
10.	639	Memphis	2018
	639	Rice	2010

### MOST POINTS SCORED

No.	Yds.	Team	Year
1.	79	Guilford	1932
2.	76	Navy	2010
3.	70	Memphis	2017
4.	66	Navy	2016
5.	65	Southern Miss	1968
6.	64	Virginia Tech	2017
	64	Marshall (20T)	2001
	64	Appalachian State	1939
9.	63	UCF	2017
	63	Louisville	1998
	63	Florida State	1980

# Dowdy-Ficklen Stadium Records

## FIRST DOWNS

### Total First Downs

by ECU 39.....vs. North Carolina, 09/20/14  
by Opp. 39.....by Louisville, 11/14/98

### First Downs Passing

by ECU 25.....vs. Cincinnati, 11/02/19  
by Opp. 29.....by Houston, 12/05/09  
by Louisville, 11/14/98

### First Downs Rushing

by ECU 28.....vs. William & Mary, 11/12/83  
by Opp. 28.....by Navy, 10/27/12

### First Downs by Penalty

by ECU 8 .....vs. James Madison, 09/02/17  
by Opp. 6 .....by UCF, 12/04/14

## RUSHING

### Attempts

by ECU 76..vs. Southern Illinois, 09/16/72  
by Opp. 69.....by Navy, 10/27/12  
by Temple, 09/28/85

### Net Yards

by ECU 500.....vs. Cincinnati, 10/10/87  
by Opp. 521.....by Navy, 11/06/10

## PASSING

### Attempts

by ECU 77.....vs. Syracuse, 09/05/92  
by Opp. 75.....by Houston, 12/05/09

### Completions

by ECU 46.....vs. Old Dominion, 08/31/13  
by Opp. 56.....by Houston, 12/05/09

### Net Yards

by ECU 535.....vs. Cincinnati, 11/02/19  
by Opp. 615.....by Louisville, 11/14/98

### Had Intercepted

by ECU 6 .....vs. Memphis, 10/02/93  
by Opp. 7 .....by Western Carolina, 10/18/75

## TOTAL OFFENSE

### Plays

by ECU 102.....vs. UCF, 10/01/16  
by Opp. 103...by Georgia Southern, 09/22/84

### Net Yards

by ECU 789....vs. North Carolina, 09/20/14  
by Opp. 769.....by Louisville, 11/14/98

## TURNOVERS

### Fumbles

by ECU 10.....vs. VMI, 09/24/77  
vs. Dayton, 10/26/74  
by Opp. 9 .....by East Tennessee State,  
09/18/82



### Fumbles Lost

by ECU 6 .....vs. VMI, 09/24/77  
by Opp. 5 .....by Texas-Arlington, 09/30/78

### Interceptions Made

by ECU 7 ....vs. Western Carolina, 10/18/75  
by Opp. 6 .....by Memphis, 10/02/93

### Interception Return Yards

by ECU 155.....vs. Memphis, 09/16/06  
by Opp. 176.....by Southern Miss, 11/05/11

## PENALTIES

### Penalties

by ECU 18.....vs. Tulane, 11/02/91  
by Opp. 19.....by UCF, 09/26/20

### Yards Penalized

by ECU 159.....vs. Tulane, 11/02/91  
by Opp. 182.....by Parsons, 09/14/68

## PUNTING

### Punts

by ECU 13.....vs. William & Mary, 09/21/68  
by Opp. 11.....by Illinois State, 09/23/89  
by Richmond, 11/10/79

### Punting Yards

by ECU 427.....vs. Virginia Tech, 10/21/89  
by Opp. 434.....by Richmond, 11/10/79

### Average Per Punt

by ECU 62.5.....vs. Cincinnati, 11/18/17  
(2 punts)  
by Opp. 59.5.....by Houston, 09/27/08  
(2 punts)

## RETURNS

### Kickoff Returns

by ECU 12.....vs. Navy, 11/06/10  
by Opp. 11.....by UTEP, 11/28/08

### Kickoff Return Yards

by ECU 198.....vs. Navy, 11/06/10  
by Opp. 240.....by UCF, 10/06/07

### Punt Returns

by ECU 10.....vs. Houston, 11/11/00  
by Opp. 9 .....by William & Mary, 09/21/68

### Punt Return Yards

by ECU 168.....vs. Houston, 11/11/00  
by Opp. 116.....by Southern Miss, 11/05/11

## SCORING

### Points

by ECU 70.....vs. North Carolina, 09/20/14  
by Opp. 76.....by Navy, 11/06/10

### Combined Points

124.....vs. Marshall, 11/23/12  
(ECU 65, Marshall 59)

### Touchdowns

by ECU 10.....vs. North Carolina, 09/20/14

### PAT Kicks Made

by ECU 10.....vs. North Carolina, 09/20/14

### Two-Point Conversions Made

by ECU 2 ...vs. Southern Illinois, 10/09/76

### Field Goals Made

by ECU 4.....six times, last vs William & Mary,  
09/21/19

### Most Points in Season

by ECU 269.....in 2013 (6 games)  
by Opp. 261.....in 2017 (7 games)

### Fewest Points in Season

by ECU 43.....in 1970 (4 games)  
by Opp. 17.....in 1963 (5 games)

### Margin of Victory

by ECU 49.....vs. UAB, 11/16/13 (63-14)  
by Opp. 47.....by Virginia Tech, 09/16/17  
(64-17)

### Longest Winning Streak

by ECU 18 .... 10/30/71 (W, 26-13 vs. Furman)  
to 10/04/75 (L, 17-14 vs. Richmond)

### Longest Losing Streak

by ECU 9...12/06/02 (L, 42-44 vs. Cincinnati)  
to 10/09/04 (W, 27-25 vs. Tulane)

# Yearly Results

Season	Overall		PF	PA	Conference		PF	PA	Conference	Coach
	W-L-T	Pct.			W-L-T	Pct.				
1932	0-5-0	.000	0	187						Kenneth Beatty
1933	1-5-0	.167	6	98						Kenneth Beatty
1934	1-4-1	.250	18	87						G.L. Mathis
1935	3-3-0	.500	77	32						G.L. Mathis
1936	3-2-0	.600	50	13						Bo Farley
1937	2-5-0	.286	65	78						J.D. Alexander
1938	1-6-1	.188	39	126						J.D. Alexander
1939	0-8-0	.000	18	168						O.A. Hankner
1940	5-3-0	.625	143	70						John Christenbury
1941	7-0-0	1.000	159	20						John Christenbury
1942-45	<i>No Games Played</i>									
1946	5-3-1	.611	158	58						Jim Johnson
1947	3-6-0	.333	64	142	2-4-0	.300			North State Conference	Jim Johnson
1948	0-9-0	.000	38	206					North State Conference	Jim Johnson
1949	4-5-1	.450	207	177					North State Conference	Bill Dole
1950	7-3-0	.700	252	142					North State Conference	Bill Dole
1951	4-6-0	.400	184	220					North State Conference	Bill Dole
1952	6-3-2	.636	225	132	4-1-1	.750			North State Conference	Jack Boone
1953	8-2-0	.800	292	81	6-0-0	1.000			*North State Conference	Jack Boone
1954	5-4-1	.550	144	105	3-2-0	.600			North State Conference	Jack Boone
1955	4-5-0	.444	93	102	3-2-0	.600			North State Conference	Jack Boone
1956	2-7-1	.250	118	269					North State Conference	Jack Boone
1957	1-8-0	.111	73	218					North State Conference	Jack Boone
1958	6-4-0	.600	142	145					North State Conference	Jack Boone
1959	5-6-0	.455	269	171					North State Conference	Jack Boone
1960	7-3-0	.700	144	92					North State Conference	Jack Boone
1961	5-4-1	.550	151	139					Carolinas Conference	Jack Boone
1962	5-4-0	.566	217	136						Clarence Stasavich
1963	9-1-0	.900	230	54						Clarence Stasavich
1964	9-1-0	.900	279	107					Southern Conference	Clarence Stasavich
1965	9-1-0	.900	229	83	3-1-0	.750	83	47	Southern Conference	Clarence Stasavich
1966	4-5-1	.450	174	175	4-1-1	.750	126	67	*Southern Conference	Clarence Stasavich
1967	8-2-0	.800	253	178	4-1-0	.800	145	81	Southern Conference	Clarence Stasavich
1968	4-6-0	.400	175	244	2-2-0	.500	54	72	Southern Conference	Clarence Stasavich
1969	2-7-0	.222	108	204	1-3-0	.250	71	118	Southern Conference	Clarence Stasavich
1970	3-8-0	.273	136	253	2-2-0	.500	55	87	Southern Conference	Mike McGee
1971	4-6-0	.400	181	300	3-2-0	.600	101	106	Southern Conference	Sonny Randle
1972	9-2-0	.818	269	176	6-0-0	1.000	161	67	*Southern Conference	Sonny Randle
1973	9-2-0	.818	352	151	7-0-0	1.000	262	41	*Southern Conference	Sonny Randle
1974	7-4-0	.636	250	167	3-3-0	.500	131	107	Southern Conference	Pat Dye
1975	8-3-0	.727	296	154	4-2-0	.667	111	80	Southern Conference	Pat Dye
1976	9-2-0	.818	278	116	4-1-0	.800	128	66	*Southern Conference	Pat Dye
1977	8-3-0	.727	268	154						Pat Dye
1978	9-3-0	.750	287	136						Pat Dye
1979	7-3-1	.682	380	193						Pat Dye
1980	4-7-0	.364	192	312						Ed Emory
1981	5-6-0	.455	242	290						Ed Emory
1982	7-4-0	.636	259	228						Ed Emory
1983	8-3-0	.727	271	180						Ed Emory
1984	2-9-0	.182	210	309						Ed Emory
1985	2-9-0	.182	161	281						Art Baker
1986	3-8-0	.273	197	364						Art Baker
1987	5-6-0	.455	229	330						Art Baker
1988	3-8-0	.273	281	325						Art Baker
1989	6-5-0	.545	301	286						Bill Lewis
1990	5-6-0	.455	254	267						Bill Lewis
1991	11-1-0	.917	372	243						Bill Lewis
1992	5-6-0	.455	289	367						Steve Logan
1993	2-9-0	.182	175	329						Steve Logan
1994	7-5-0	.583	303	233						Steve Logan
1995	9-3-0	.750	255	213						Steve Logan
1996	8-3-0	.727	316	214						Steve Logan
1997	5-6-0	.455	214	298	4-2-0	.667	148	131	Conference USA	Steve Logan
1998	6-5-0	.545	274	297	3-3-0	.500	163	191	Conference USA	Steve Logan

Season	Overall			Conference			Coach			
	W-L-T	Pct.	PF	PA	W-L-T	Pct.		PF	PA	Conference
1999	9-3-0	.750	319	197	4-2-0	.667	191	133	Conference USA	Steve Logan
2000	8-4-0	.667	330	229	5-2-0	.714	240	125	Conference USA	Steve Logan
2001	6-6-0	.500	360	296	5-2-0	.714	252	184	Conference USA	Steve Logan
2002	4-8-0	.333	335	399	4-4-0	.500	250	266	Conference USA	Steve Logan
2003	1-11-0	.083	217	428	1-7-0	.125	174	280	Conference USA	John Thompson
2004	2-9-0	.182	231	439	2-6-0	.250	174	300	Conference USA	John Thompson
2005	5-6-0	.455	267	317	4-4-0	.500	194	232	Conference USA	Skip Holtz
2006	7-6-0	.538	280	270	5-3-0	.625	188	154	Conference USA	Skip Holtz
2007	8-5-0	.615	403	395	6-2-0	.750	294	227	Conference USA	Skip Holtz
2008	9-5-0	.643	328	295	6-2-0	.750	187	156	*Conference USA	Skip Holtz
2009	9-5-0	.643	378	307	7-1-0	.875	254	149	*Conference USA	Skip Holtz
2010	6-7-0	.462	478	572	5-3-0	.625	346	327	Conference USA	Ruffin McNeill
2011	5-7-0	.417	315	387	4-4-0	.500	210	244	Conference USA	Ruffin McNeill
2012	8-5-0	.615	409	411	7-1-0	.875	296	224	Conference USA	Ruffin McNeill
2013	10-3-0	.769	522	322	6-2-0	.750	326	190	Conference USA	Ruffin McNeill
2014	8-5-0	.615	466	336	5-3-0	.625	273	206	American Athletic	Ruffin McNeill
2015	5-7-0	.417	329	312	3-5-0	.375	204	188	American Athletic	Ruffin McNeill
2016	3-9-0	.250	324	433	1-7-0	.125	207	322	American Athletic	Scottie Montgomery
2017	3-9-0	.250	299	540	2-6-0	.250	215	369	American Athletic	Scottie Montgomery
2018	3-9-0	.250	273	448	1-7-0	.125	169	308	American Athletic	Scottie Montgomery
2019	4-8-0	.333	321	404	1-7-0	.125	202	210	American Athletic	Mike Houston
2020	3-6-0	.333	272	319	3-5-0	.375	179	182	American Athletic	Mike Houston
<b>Totals</b>	<b>447-434-11</b>	<b>.507</b>	<b>19,215</b>	<b>18,854</b>						

**Notes:** 1986 Temple game and 1989 Louisiana Tech game were forfeited to ECU due to use of an ineligible player. The school and coaching records reflect this change.

\*denotes conference championship.

## Pirates In the Final Polls

### 1983 ASSOCIATED PRESS POLL

- Miami (Fla.)
- Nebraska
- Auburn
- Georgia
- Texas
- Florida
- Brigham Young
- Michigan
- Ohio State
- Illinois
- Clemson
- SMU
- Air Force
- Iowa
- Alabama
- West Virginia
- UCLA
- Pittsburgh
- Boston College
- East Carolina**

### 1991 ASSOCIATED PRESS POLL

- Washington
- Miami (Fla.)
- Penn State
- Florida State
- Alabama
- Michigan
- California
- Florida
- East Carolina**
- Iowa
- Syracuse
- Notre Dame
- Texas A&M
- Oklahoma
- Tennessee
- Nebraska
- Clemson
- UCLA
- Georgia
- Colorado
- Tulsa
- Stanford
- Brigham Young
- Air Force
- NC State

### 1995 USA TODAY/ESPN COACHES POLL

- Nebraska
- Tennessee
- Florida
- Colorado
- Florida State
- Kansas State
- Northwestern
- Ohio State
- Virginia Tech
- Kansas
- USC
- Penn State
- Notre Dame
- Texas
- Texas A&M
- Syracuse
- Virginia
- Oregon
- Michigan
- Texas Tech
- Auburn
- Iowa
- East Carolina**
- Toledo
- LSU

## RETIRED JERSEY NUMBERS

# 16



### Robert Faris

Jersey number 16 was last worn by Robert Faris, a kicker from Falls Church, Va. Faris was killed in an automobile accident while returning to campus for fall practice prior to his senior season in 1967.

# 29



### James Speight

Jersey number 29 was worn by James Speight, a running back from Greenville, N.C. The MVP of the 1957 and 1959 squads, Speight once held the school record for most points in a game with 26.

# 18



### Norman Swindell

Jersey number 18 was last worn by Norman Swindell, a blocking back from New Bern, N.C. The most valuable player on the 1965 team, Swindell drowned near his home during the Christmas holidays following the 1965 season.

# 36



### Roger Thrift

Jersey number 36 was worn by Roger Thrift, a record-setting quarterback from New Bern, N.C., who started during the 1949 and 1950 seasons. He earned all-conference, all-state, and honorable mention Little All-America honors.

# Coaching History

## ECU Head Coaching Records

Seasons (#)	Head Coach	W	L	T	Pct.
2019-2020 (2)	Mike Houston	7	14	0	.333
2016-2018 (3)	Scottie Montgomery	9	27	0	.250
2010-2015 (6)	Ruffin McNeill	42	34	0	.553
2005-2009 (5)	Skip Holtz	38	27	0	.585
2003-2004 (2)	John Thompson	3	20	0	.150
1992-2002 (11)	Steve Logan	69	58	0	.543
1989-1991 (3)	Bill Lewis	22	12	0	.647
1985-1988 (4)	Art Baker	13	31	0	.295
1980-1984 (5)	Ed Emory	26	29	0	.473
1974-1979 (6)	Pat Dye	48	18	1	.724
1971-1973 (3)	Sonny Randle	22	10	0	.688
1970 (1)	Mike McGee	3	8	0	.273
1962-1969 (8)	Clarence Stasavich	50	27	1	.647
1952-1961 (10)	Jack Boone	49	46	5	.515
1949-1951 (3)	Bill Dole	15	14	1	.517
1946-1948 (3)	Jim Johnson	8	18	1	.271
1940-1941 (2)	John Christenbury	12	3	0	.800
1939 (1)	O.A. Hanker	0	8	0	.000
1937-1938 (2)	J.D. Alexander	3	11	1	.233
1936 (1)	Bo Farley	3	2	0	.600
1934-1935 (2)	G.L. "Doc" Mathis	4	7	1	.375
1932-1933 (2)	Kenneth Beatty	1	10	0	.091



### Clarence Stasavich (1962-1969)

**50-27-1 (.647)**

- Only coach to guide Pirates to three straight nine-win seasons
- Guided ECC into Southern Conference membership in 1965
- Also athletics director at East Carolina



### Pat Dye (1974-1979)

**48-18-1 (.724)**

- Directed Pirates to at least seven wins in all six seasons at ECU
- Led ECU to an 8-3 mark in 1977, the first year as a Division I Independent



### Steve Logan (1992-2002)

**69-58-0 (.543)**

- Currently ranks as the Pirates' all-time winningest coach
- Took ECU to five overall bowl games
- Led ECU to No. 23 ranking in the final 1995 *USA Today/ESPN* coaches poll



### Skip Holtz (2005-2009)

**38-27-0 (.585)**

- Led ECU to back-to-back Conference USA Championships (2008-09)
- Pirates peaked at No. 14 in the 2008 *Associated Press* poll
- Guided ECU to an unprecedented four-straight bowl appearances

## All-Time Assistant Coaches (1959-2021)

Adams, Deke (2016)	Harrell, Blake (2020-21)	<b>Prunty, Robert (2017)</b>
Anderson, Ryan (2016-17)	Herrin, Les (1985-87)	<b>Ragazzo, Vito (1971-72)</b>
Holland, Jim (1980-82)	Hudson, Greg (2005-09)	<b>Randle, Sonny (1970)</b>
<b>Anderson, Wright (1974-76, 80-81)</b>	Hutcherson, Ken (1975-79)	Reese, Carl (1970-73)
<b>Babich, Bob (1992-93)</b>	Huxtable, Dave (1990-91, 1998-99)	<b>Richt, Mark (1989)</b>
<b>Baker, Art (1983)</b>	<b>Jagodzinski, Jeff (1988-96)</b>	Riley, Daric (2018)
Bankston, Rick (1975-76)	Janski, Steve (2003-04)	Riley, Garrett (2015)
Barrow, Robert (1983-84)	Jette, Paul (1994-2000, 2002)	<b>Riley, Lincoln (2010-14)</b>
Beckish, Larry (1982)	<b>Johnson, Ellis (1985-87)</b>	Roggegan, Thomas (2005-09)
<b>Bell, Richard (1988)</b>	Jones, Brandon (2010-14)	Sanders, Bob (1980-82)
Bengla, Jim (1980-82)	Jones, David (1982-84)	<b>Scott, Latrell (2021)</b>
<b>Berry, Todd (1992-95)</b>	Kaufman, Art (2003-04)	Scott, Willie (1994-98)
Blackwell, David (2018)	Kelly, Chuck (1997)	Shankweiler, Steve (1987-91, 1998-2002, 2005-09, 2019-21)
<b>Blount, Kermit (1983)</b>	Kelly, Tim (1989)	Simmons, Dennis (2010-11)
Brindise, Noah (2004)	<b>Kincaid, Al (1976-79)</b>	Sims, De'Rail (2019-20)
Brooks, Waverly (1983)	King, Antonio (2016)	Slowik, Bob (1990-91)
<b>Brown, Watson (1974-75)</b>	Kipps, Rex (1983-84)	Smith, Junior (1997, 2005-09)
Bullard, Harold (1962-68)	<b>Kirkpatrick, Donnie (2005-15, 2019-21)</b>	Smith, Rick (2005-09, 2013-16)
<b>Bustle, Ricky (1980-82)</b>	<b>Klawiter, Warren (1973)</b>	<b>Steele, Dale (1989-94)</b>
Cain, Bill (1968)	Kupec, Dick (1973-79)	<b>Stockstill, Rick (2003)</b>
<b>Calloway, Neil (1978-79)</b>	Leahy, Bob (2000-02)	Tate, Fred (2003-04)
Cassidy, Mike (1990-91)	<b>Lemon, Theo (1993)</b>	Tesh, Roy (2019-21)
Chambers, Wally (1985-86)	Lewis, Terry (1980-81)	Thompson, Donnie (1987-88, 2005-06)
Christensen, Clyde (1986-88)	<b>Logan, Steve (1989-91)</b>	Thompson, Kenwick (2016-17)
<b>Cooper, Ron (1989)</b>	Lynch, Brandon (2017-19)	Throckmorton, Tom (1983-84)
Coyer, Larry (1993)	Mahoney, Don (2018)	Thurmond, Chris (1992-93)
Daisher, Ted (2001-02)	<b>Martin, Doug (1992-02)</b>	Thweatt, Byron (2019-20)
Daoust, Tim (2021)	Matlock, John (1971-72)	Tilghman, Terry (1996-2002)
Davis, Brad (2015)	<b>Matos, Ken (1983-88)</b>	Treadway, Ken (1995)
Doll, Kirk (2012-15, 2018)	McGee, Jerry (1970)	Trevathan, Henry (1970-80)
Driesbach, Chuck (1987-88)	McGeoghan, Phil (2016)	Trott, Bob (2019)
Dudzik, Drew (2019-21)	McGuire, Clay (2010-11)	Troupe, Greg (1976-77)
Ellis, Steve (2020-21)	<b>McFarland, Robert (2004)</b>	Van Der Hayden, Larry (1962-68, 1979)
Elmassian, Phil (1983)	McMahon, Greg (2005)	Van Sant, Henry (1967-69)
Elmquist, Charlie (1983-84)	McMahon, Tom (1989)	Wade, Geep (2016-17)
Farrington, Jeff (1983, 1985-86)	McManus, Jerry (1996-2004)	<b>Wallace, Bobby (1977-79)</b>
Fast, Garry (1980-81)	<b>McNeill, Ruffin (1992)</b>	Weaver, Tripp (2020-21)
Fela, Jeff (1988)	Mines, Fontel (2019-20)	<b>Webster, James (1995-2000)</b>
Ferguson, Al (1970)	Mitchell, Brian (2010-12)	Welborn, Odell (1959-68, 1979)
<b>Ferguson, Linwood (1984)</b>	Moore, Shannon (2016-18)	Weller, Gary (1981)
Fitch, Todd (2007-09)	Murray, Don (1984-86)	Wiley, John (2010-15)
Flaherty, Pat (1992)	Nelson, Gary (1980-81)	Wright, Rodrigue (2018)
<b>Fleming, Jim (1994-97)</b>	Nichol, Dave (2012-15)	Yanowski, Don (2001-02, 2006)
Foster, Chris (2021)	Nichols, Jason (2017-18)	Yellock, Marc (2010-15)
<b>Fuller, Jim (1974)</b>	Nord, Greg (1990-91)	Yoshida, Cliff (1994-2001)
Gaither, Keith (2017-18)	Norris, Lanny (1975-76)	<b>Zernhelt, John (1982-86)</b>
Galloway, Lonnie (2003-04)	Novak, Frank (1973)	<i>Current/former FBS or FCS head coaches in bold</i>
Gantt, Bob (1962-69)	<b>O'Cain, Mike (1985)</b>	
<b>Gilbride, Kevin (1987-88)</b>	Oden, Tony (2000-02)	
Graves, Matt (2003-04)	Odum, Jerry (2003-04)	
Grieb, Ben (1974-75)	Orgel, Frank (1974-79)	
Godette, Cary (1977-79, 1990-91)	Pagano, Chuck (1989, 1992-94)	
Grimes, J.B. (2003)	Parker, Norm (1980-82)	
Gudger, Jim (1980)	Petersen, Tony (2016-18)	
Hall, Wayne (1978-79)	Petty, Phil (2005-09)	
Hallow, John (1984)	<b>Powers, Don (1985-88)</b>	
Hanson, Jeff (2019)	Prescott, Spencer (1981-82)	
Hargreaves, Vernon (2007-09)	Price, Duane (2010-15)	

# Year-By-Year Results

## 1932

10/29	at Presbyterian	L	0-39
11/03	at Wake Forest Freshmen	L	0-20
11/12	GUILFORD	L	0-79
11/19	NC State FRESHMEN	L	0-28
11/26	at Appalachian State	L	0-21

Coach: *Kenneth Beatty*      Record: 0-5

## 1933

10/06	at NC State Freshmen	L	0-18
10/20	WAKE FOREST FRESHMEN	L	0-27
10/28	at Guilford	L	0-32
11/03	PRESBYTERIAN	L	0-8
11/11	CAMPBELL	W	6-0
11/25	APPALACHIAN STATE	L	0-14

Coach: *Kenneth Beatty*      Record: 1-5

## 1934

10/13	WINGATE	L	0-6
10/20	at Appalachian State	L	6-27
11/03	at Presbyterian	W	6-0
11/12	LOUISBURG	L	6-7
11/16	WILLIAM & MARY	T	0-0
11/23	at Lenoir-Rhyne	L	0-47

Coach: *G.L. "Doc" Mathis*      Record: 1-4-1

## 1935

10/12	at Wingate	L	0-6
10/26	OAK RIDGE	L	2-6
11/09	CHOWAN	W	46-0
11/16	at William & Mary	W	10-6
11/23	APPALACHIAN STATE	L	6-14
11/30	at Louisburg	W	13-0

Coach: *G.L. "Doc" Mathis*      Record: 3-3

## 1936

10/24	at Western Carolina	L	6-7
10/30	WILLIAM & MARY	W	25-0
11/06	DUKE B TEAM	W	14-6
11/14	at Guilford	L	0-6
11/21	LOUISBURG	W	19-0

Coach: *Bo Farley*      Record: 3-2

## 1937

10/02	GUILFORD	L	0-7
10/09	at Campbell	L	6-7
10/16	BELMONT ABBEY	L	7-19
10/23	WESTERN CAROLINA	L	0-7
10/30	at William & Mary	L	6-18
11/06	HIGH POINT	W	19-7
11/13	at Louisburg	W	27-13

Coach: *J.D. Alexander*      Record: 2-5

## 1938

10/01	at Belmont Abbey	L	0-19
10/08	CAMPBELL	L	6-19
10/15	at Western Carolina	W	7-6
10/29	at High Point	L	7-20
11/05	at Guilford	T	7-7
11/11	WILLIAM & MARY	L	0-6
11/19	APPALACHIAN STATE	L	6-18
11/26	NORFOLK NAVY	L	7-32

Coach: *J.D. Alexander*      Record: 1-6-1

## 1939

09/30	at Kutztown State	L	6-20
10/07	at Campbell	L	0-13
10/13	WESTERN CAROLINA	L	6-12
10/21	at William & Mary	L	0-7
10/28	GUILFORD	L	0-20
11/11	HIGH POINT	L	0-25
11/18	at Appalachian State	L	0-64
11/25	at Norfolk Navy	L	6-7

Coach: *O.A. Hanker*      Record: 0-8

## 1940

09/28	KUTZTOWN STATE	W	14-6
10/05	PRESBYTERIAN	W	40-0
10/12	at William & Mary	W	18-0
10/19	at Western Carolina	L	14-25
10/26	NC STATE FRESHMEN	L	0-26
11/02	at Guilford	W	13-0
11/16	HIGH POINT	L	0-6
11/22	at Newport News Apprentice	W	44-7

Coach: *John Christenbury*      Record: 5-3

## 1941

09/27	TUSCULUM	W	31-0
10/10	NEWPORT NEWS APPRENTICE	W	39-0
10/18	WESTERN CAROLINA	W	19-6
10/24	NEWPORT NAVY	W	30-0
10/31	at Erskine	W	14-7
11/06	at Bergen	W	13-7
11/13	at Belmont Abbey	W	13-0

Coach: *John Christenbury*      Record: 7-0

## 1942-1945

NO GAMES PLAYED

## 1946

09/30	at Presbyterian	W	20-0
10/05	ATLANTIC CHRISTIAN	T	6-6
10/12	at Elon	L	6-13
10/19	ERSKINE	W	21-7
10/26	NEWPORT NEWS	W	19-7
11/09	at Atlantic Christian	W	26-6
11/16	WESTERN CAROLINA	L	7-13
11/23	LENOIR-RHYNE	L	0-6
11/28	at Fort Bragg	W	53-0

Coach: *Jim Johnson*      Record: 5-3-1

## 1947

09/27	LENOIR-RHYNE	L	9-27
10/04	at Atlantic Christian	W	12-7
10/11	ELON	L	0-7
10/18	at Erskine	L	0-13
10/25	at Newport News Apprentice	W	14-6
11/01	FORT BRAGG	W	12-2
11/08	LITTLE CREEK (Va.)	L	7-31
11/22	at NC State Freshmen	L	12-20
11/29	at Western Carolina	L	0-28

**Coach:** Jim Johnson      **Record:** 3-6

## 1948

09/17	at Cherry Point Marines	L	6-13
09/25	at Lenoir-Rhyne	L	6-26
10/08	at Elon	L	0-6
10/15	WESTERN CAROLINA	L	0-39
10/22	at Newport News Apprentice	L	6-20
10/29	DUKE B TEAM	L	13-19
11/06	APPALACHIAN STATE	L	0-47
11/13	HIGH POINT	L	7-30
11/20	ATLANTIC CHRISTIAN	L	0-6

**Coach:** Jim Johnson      **Record:** 0-9

## 1949

09/15	CHERRY POINT MARINES	W	24-0
09/24	LENOIR-RHYNE	L	20-21
10/01	at Hampden-Sydney	L	7-20
10/08	at Elon	L	7-33
10/15	at Western Carolina	L	6-19
10/21	at Newport News Apprentice	W	26-21
10/28	EDENTON FLYERS	W	67-0
11/05	APPALACHIAN STATE	L	18-35
11/12	at High Point	T	26-26
11/19	ATLANTIC CHRISTIAN	W	6-2

**Coach:** Bill Dole      **Record:** 4-5-1

## 1950

09/16	at Newport News Apprentice	W	21-7
09/23	at Lenoir-Rhyne	W	27-19
09/30	HAMPDEN-SYDNEY	L	26-38
10/07	at Elon	L	16-26
10/14	WESTERN CAROLINA	W	36-6
10/20	at Guilford	W	26-7
10/28	CHERRY POINT MARINES	W	20-12
11/04	at Appalachian State	L	0-20
11/11	HIGH POINT	W	26-0
11/18	ATLANTIC CHRISTIAN	W	54-7

**Coach:** Bill Dole      **Record:** 7-3

## 1951

09/15	at Southern Miss	L	0-40
09/22	at Newport News Apprentice	W	32-6
09/29	at Norfolk Navy	W	7-6
10/06	ELON	L	20-34
10/13	at Western Carolina	L	20-34
10/20	GUILFORD	W	19-14
10/27	LENOIR-RHYNE	L	14-41
11/03	APPALACHIAN STATE	L	20-24
11/10	at Cherry Point Marines	W	45-0
11/24	at The Citadel	L	7-21

**Coach:** Bill Dole      **Record:** 4-6

## 1952

09/13	NORFOLK NAVY	L	7-13
09/20	NEWPORT NEWS APPRENTICE	W	37-6
09/27	at Lenoir-Rhyne	L	6-7
10/04	CATAWBA	T	7-7
10/11	at Elon	W	25-9
10/18	WESTERN CAROLINA	W	21-0
10/25	GUILFORD	W	41-25
11/01	at Appalachian State	W	22-19
11/08	at Stetson	T	19-19
11/15	WEST VIRGINIA TECH	W	34-7
12/13	Clarion State (Lions Bowl)	L	6-13

**Coach:** Jack Boone      **Record:** 6-3-2

## 1953

09/19	WILSON TEACHERS	W	41-0
09/26	LENOIR-RHYNE	W	34-0
10/03	at Catawba	W	13-6
10/10	ELON	W	45-25
10/17	at Western Carolina	W	26-7
10/24	GUILFORD	W	40-0
10/31	APPALACHIAN STATE	W	40-7
11/07	at Tampa	L	13-18
11/14	at Stetson	W	40-6
01/02	MORRIS-HARVEY (Elks Bowl)	L	0-12

**Coach:** Jack Boone      **Record:** 8-2

## 1954

09/11	NORFOLK NAVY	W	21-0
09/18	WEST CHESTER	L	4-6
09/25	at Lenoir-Rhyne	W	7-6
10/02	CATAWBA	W	26-7
10/09	at Elon	L	6-20
10/16	WESTERN CAROLINA	W	27-13
10/23	EAST TENNESSEE STATE	T	6-6
10/30	at Appalachian State	L	7-13
11/06	at Tampa	L	14-27
11/13	STETSON	W	26-7

**Coach:** Jack Boone      **Record:** 5-4-1

## 1955

09/10	NORFOLK NAVY	W	6-0
09/17	at West Chester	L	0-9
09/24	LENOIR-RHYNE	L	6-7
10/01	at Catawba	L	7-13
10/08	ELON	W	13-0
10/15	at Western Carolina	W	14-6
10/22	at East Tennessee State	L	20-34
10/29	APPALACHIAN STATE	W	13-0
11/05	TAMPA	L	14-33

**Coach:** Jack Boone      **Record:** 4-5

## 1956

09/08	NORFOLK NAVY	L	19-20
09/15	at Virginia Tech	L	2-37
09/22	STETSON	T	7-7
09/29	CATAWBA	L	13-23
10/06	at Elon	W	19-7
10/13	WESTERN CAROLINA	W	20-19
10/20	MORRIS-HARVEY	L	0-28
10/27	at Appalachian State	L	19-22
11/03	at Lenoir-Rhyne	L	12-57
11/17	RICHMOND	L	7-45

**Coach:** Jack Boone      **Record:** 2-7-1

## 1957

09/18	at Richmond	L	7-40
09/28	DAVIDSON	L	7-19
10/05	at Catawba	L	14-36
10/12	ELON	L	12-21
10/19	at Western Carolina	L	7-20
10/26	NEWBERRY	L	7-20
11/02	APPALACHIAN STATE	L	6-7
11/09	LENOIR-RHYNE	L	7-55
11/16	at Presbyterian	W	6-0

**Coach:** Jack Boone

**Record:** 1-8

## 1958

09/13	EMORY & HENRY	W	12-0
09/20	PRESBYTERIAN	L	16-24
10/04	CATAWBA	W	6-0
10/11	at Elon	W	14-6
10/18	WESTERN CAROLINA	W	18-7
10/25	at Newberry	L	6-28
11/01	at Appalachian State	L	0-14
11/08	at Lenoir-Rhyne	L	14-59
11/15	RANDOLPH-MACON	W	36-6
11/27	GUILFORD	W	20-0

**Coach:** Jack Boone

**Record:** 6-4

## 1959

09/12	at Presbyterian	L	13-18
09/19	ALBRIGHT	W	45-0
09/26	at Guilford	W	27-0
10/03	at Catawba	W	34-7
10/10	ELON	W	31-8
10/17	at Western Carolina	L	14-34
10/24	at Newberry	L	7-34
10/31	APPALACHIAN STATE	L	0-28
11/07	LENOIR-RHYNE	L	21-22
11/14	NEWPORT NEWS APPRENTICE	W	74-0
11/21	at Wofford	L	13-20

**Coach:** Jack Boone

**Record:** 5-6

## 1960

09/17	NEWPORT NEWS APPRENTICE	W	21-6
09/24	GUILFORD	W	7-0
10/01	CATAWBA	W	28-0
10/08	at Elon	W	14-8
10/15	WESTERN CAROLINA	W	7-6
10/22	NEWBERRY	W	21-0
10/29	at Appalachian State	L	17-21
11/05	at Lenoir-Rhyne	L	0-17
11/12	PRESBYTERIAN	L	7-27
11/19	RICHMOND	W	22-7

**Coach:** Jack Boone

**Record:** 7-3

## 1961

09/16	INDIANA STATE	W	19-6
09/23	at Guilford	W	17-15
09/30	at Catawba	W	16-0
10/07	ELON	W	22-20
10/14	WESTERN CAROLINA	L	6-7
10/21	at Newberry	W	13-7
10/28	at Appalachian State	L	14-16
11/04	LENOIR-RHYNE	L	19-24
11/11	at Furman	L	8-29
11/18	WOFFORD	T	20-20

**Coach:** Jack Boone

**Record:** 5-4-1

## 1962

09/15	at Richmond	5,500	L	26-27
09/29	CATAWBA	6,500	W	15-14
10/06	at Elon	3,800	L	19-23
10/13	at Western Carolina	5,800	L	16-20
10/20	NEWBERRY	9,000	W	36-8
10/27	APPALACHIAN STATE	4,000	W	29-16
11/03	at Lenoir-Rhyne	7,500	L	6-7
11/17	at Wofford	3,700	W	41-9
11/24	EASTERN KENTUCKY	3,100	W	29-12

**Coach:** Clarence Stasavich

**Record:** 5-4

## 1963

09/14	at Richmond	9,500	L	7-10
09/21	WAKE FOREST	17,000	W	20-10
09/28	WOFFORD	3,500	W	34-7
10/05	at Presbyterian	4,500	W	24-7
10/12	ELON	9,000	W	6-0
10/19	WESTERN CAROLINA	11,500	W	50-0
11/02	at The Citadel	7,500	W	20-6
11/09	LENOIR-RHYNE	10,500	W	28-0
11/23	at Tampa	6,800	W	14-8
12/14	Northeastern (Eastern Bowl)	2,700	W	27-6

**Coach:** Clarence Stasavich

**Record:** 9-1

## 1964

09/12	CATAWBA	7,000	W	25-0
09/19	at West Chester	8,000	W	33-7
09/26	HOWARD	13,000	W	31-20
10/10	at Wofford	6,000	W	21-0
10/17	at Lenoir-Rhyne	7,000	W	33-14
10/24	RICHMOND	13,000	L	20-22
10/31	at The Citadel	11,400	W	19-10
11/07	at Furman	5,000	W	34-14
11/14	PRESBYTERIAN	14,322	W	49-8
12/12	Massachusetts (Tangerine Bowl)	7,500	W	14-13

**Coach:** Clarence Stasavich

**Record:** 9-1

## 1965

09/25	WEST CHESTER	13,500	W	27-6
10/02	at Furman	4,000	L	7-14
10/09	at Richmond	5,500	W	34-13
10/16	at Louisville	8,800	W	34-20
10/23	THE CITADEL	13,800	W	21-0
10/30	at Northeast Louisiana	2,000	W	45-0
11/06	LENOIR-RHYNE	16,332	W	44-0
11/13	GEORGE WASHINGTON	13,202	W	21-0
11/20	at Howard	3,000	W	35-10
12/11	Maine (Tangerine Bowl)	8,350	W	31-0

**Coach:** Clarence Stasavich

**Record:** 9-1

**Southern Conference:** 3-1

## 1966

09/17	at William & Mary	10,000	T	7-7
09/24	NORTHEAST LOUISIANA	14,003	L	14-21
10/01	FURMAN	8,235	W	17-0
10/08	DAVIDSON	16,903	W	40-7
10/15	at George Washington	7,200	L	7-20
10/22	at The Citadel	10,400	W	27-17
10/29	at Southern Illinois	14,000	L	13-31
11/12	RICHMOND	8,212	W	28-16
11/19	SOUTHERN MISS	12,811	L	14-35
11/25	at Louisville	4,000	L	7-12

**Coach:** Clarence Stasavich

**Record:** 4-5-1

**Southern Conference:** 4-1-1

## 1967

09/16	at William & Mary	4,000	W	27-7
09/24	at Richmond	8,000	W	23-7
09/30	at Davidson	9,700	W	42-17
10/07	SOUTHERN ILLINOIS	14,500	W	21-8
10/14	LOUISVILLE	11,118	W	18-13
10/21	at Parsons	9,000	W	27-26
10/28	THE CITADEL	17,211	L	19-21
11/04	FURMAN	9,123	W	34-29
11/11	WEST TEXAS STATE	12,553	L	13-37
11/18	at Marshall	4,500	W	29-13

**Coach:** Clarence Stasavich    **Record:** 8-2    **Southern Conference:** 4-1

## 1968

09/14	PARSONS	16,687	W	37-7
09/21	WILLIAM & MARY	14,500	L	0-14
09/28	at Louisiana Tech	12,000	L	7-35
10/05	at Southern Miss	12,500	L	0-65
10/26	RICHMOND	12,500	L	7-31
11/02	at Furman	6,500	W	24-13
11/09	TAMPA	15,000	L	21-28
11/16	MARSHALL	7,500	W	49-20
11/23	at The Citadel	13,845	W	23-14
11/30	at East Tennessee State	2,000	L	7-17

**Coach:** Clarence Stasavich    **Record:** 4-6    **Southern Conference:** 2-2

## 1969

09/20	at East Tennessee State	5,500	L	0-7
09/27	LOUISIANA TECH	13,500	L	6-24
10/04	THE CITADEL	11,500	L	13-31
10/18	at Richmond	6,500	L	7-24
10/25	at Southern Illinois	12,500	W	17-3
11/01	FURMAN	2,000	W	24-21
11/08	DAVIDSON	15,337	L	27-42
11/15	at Marshall	5,500	L	7-38
11/22	SOUTHERN MISS	3,500	L	7-14

**Coach:** Clarence Stasavich    **Record:** 2-7    **Southern Conference:** 1-3

## 1970

09/12	at Toledo	14,106	L	2-35
09/19	EAST TENNESSEE STATE	13,042	L	0-10
09/26	at The Citadel	17,420	L	0-31
10/03	at West Texas State	11,000	L	30-42
10/10	at NC State	28,350	L	6-23
10/17	SOUTHERN ILLINOIS	16,271	L	12-14
10/24	at Richmond	14,500	L	12-38
10/31	at Furman	5,000	W	7-0
11/07	WEST VIRGINIA	10,240	L	14-28
11/14	MARSHALL	8,711	W	17-14
11/28	at Davidson	2,500	W	36-18

**Coach:** Mike McGee    **Record:** 3-8    **Southern Conference:** 2-2

## 1971

09/11	TOLEDO	16,500	L	0-45
09/18	WILLIAM & MARY	15,200	L	10-28
09/25	at Bowling Green	14,689	L	21-47
10/02	THE CITADEL	12,232	W	31-25
10/09	RICHMOND	14,235	L	7-14
10/16	at West Virginia	27,000	L	21-44
10/23	at NC State	18,000	W	31-15
10/30	FURMAN	13,186	W	26-13
11/06	DAVIDSON	17,732	W	27-26
11/13	at Tampa	17,092	L	7-43

**Coach:** Sonny Randle    **Record:** 4-6    **Southern Conference:** 3-2

## 1972

09/09	at VMI	4,600	W	30-3
09/16	SOUTHERN ILLINOIS	16,509	W	16-0
09/23	APPALACHIAN STATE	16,410	W	35-7
10/07	at Richmond	7,500	W	21-0
10/14	THE CITADEL	15,320	W	27-21
10/21	at NC State	39,300	L	16-38
10/28	at Furman	6,500	W	27-21
11/04	CHATTANOOGA	17,786	W	33-7
11/11	at William & Mary	15,000	W	21-15
11/18	DAYTON	10,200	W	24-22
11/25	at North Carolina	31,600	L	19-42

**Coach:** Sonny Randle    **Record:** 9-2    **Southern Conference:** 6-0

## 1973

09/08	at NC State	45,000	L	8-57
09/15	at Southern Miss	10,800	W	13-0
09/22	at Southern Illinois	9,500	W	42-25
09/29	FURMAN	16,270	W	14-3
10/06	at Davidson	6,000	W	45-0
10/13	VMI	14,550	W	42-7
10/20	at The Citadel	13,300	W	34-0
10/27	at North Carolina	41,500	L	27-28
11/03	WILLIAM & MARY	18,100	W	34-3
11/10	RICHMOND	21,251	W	44-14
11/17	APPALACHIAN STATE	14,181	W	49-14

**Coach:** Sonny Randle    **Record:** 9-2    **Southern Conference:** 7-0

## 1974

09/14	BOWLING GREEN	16,500	W	24-6
09/21	EAST TENNESSEE STATE	16,226	W	24-8
09/28	SOUTHERN ILLINOIS	15,525	W	17-16
10/05	at NC State	42,800	L	20-24
10/12	at Furman	16,800	W	15-12
10/19	at Appalachian State	11,259	L	21-23
10/26	DAYTON	14,674	W	34-6
11/02	THE CITADEL	19,450	W	41-21
11/09	at Richmond	14,000	L	20-28
11/16	at William & Mary	8,500	W	31-10
11/23	at VMI	8,100	L	3-13

**Coach:** Pat Dye    **Record:** 7-4    **Southern Conference:** 3-3

## 1975

09/06	at NC State	47,500	L	3-26
09/13	at Appalachian State	13,000	L	25-41
09/20	WILLIAM & MARY	15,542	W	20-0
09/27	at Southern Illinois	8,614	W	41-7
10/04	RICHMOND	16,542	L	14-17
10/11	at The Citadel	16,842	W	3-0
10/18	WESTERN CAROLINA	16,487	W	42-14
10/25	at North Carolina	42,000	W	38-17
11/01	FURMAN	15,414	W	21-10
11/08	at Virginia	21,950	W	61-10
11/22	VMI	13,689	W	28-12

**Coach:** Pat Dye    **Record:** 8-3    **Southern Conference:** 4-2

## 1976

09/11	SOUTHERN MISS	17,400	W	48-0
09/18	at NC State	49,700	W	23-14
09/25	at William & Mary	13,500	W	20-19
10/02	THE CITADEL	18,250	W	22-3
10/09	SOUTHERN ILLINOIS	16,200	W	49-14
10/16	at VMI	7,700	W	17-3
10/23	at North Carolina	49,000	L	10-12
10/30	WESTERN CAROLINA	21,506	W	24-17
11/06	at Richmond	15,500	W	20-10
11/13	at Furman	13,600	L	10-17
11/20	APPALACHIAN STATE	15,335	W	35-7

Coach: Pat Dye      Record: 9-2      Southern Conference: 4-1

## 1977

09/03	at NC State	49,200	W	28-23
09/10	at Duke	38,200	W	17-16
09/17	at Toledo	12,127	W	22-9
09/24	VMI	23,581	W	14-13
10/01	at South Carolina	52,813	L	16-19
10/08	SOUTHERN ILLINOIS	25,251	W	33-0
10/15	RICHMOND	19,010	W	35-14
10/22	at The Citadel	13,520	W	34-16
10/29	UL-LAFAYETTE	16,662	L	7-9
11/05	at Appalachian State	10,419	W	45-14
11/12	William & Mary (at Norfolk, Va.)	20,863	L	17-21

Coach: Pat Dye      Record: 8-3

## 1978

09/02	WESTERN CAROLINA	31,251	W	14-6
09/09	at NC State	50,800	L	13-29
09/16	at North Carolina	51,150	L	10-14
09/23	at UL-Lafayette	14,103	W	38-9
09/30	TEXAS-ARLINGTON	25,986	W	23-17
10/07	at VMI	6,900	W	19-6
10/14	at Southern Miss	15,632	L	16-17
10/21	Richmond (at Norfolk, Va.)	23,000	W	21-14
11/04	APPALACHIAN STATE	19,726	W	33-8
11/11	WILLIAM & MARY	26,231	W	20-3
11/18	MARSHALL	22,450	W	45-0
12/16	Louisiana Tech ( <i>Independence Bowl</i> )	18,200	W	35-13

Coach: Pat Dye      Record: 9-3

## 1979

09/01	WESTERN CAROLINA	25,500	W	31-6
09/08	at NC State	53,400	L	20-34
09/15	at Duke	33,800	L	14-28
09/22	at Wake Forest	28,751	L	20-23
09/29	VMI	20,201	W	45-10
10/13	THE CITADEL	28,751	W	49-7
10/27	at North Carolina	49,700	T	24-24
11/03	at Appalachian State	13,815	W	38-21
11/10	RICHMOND	18,741	W	52-10
11/17	NORTH TEXAS STATE	23,500	W	49-16
11/24	at William & Mary	9,100	W	38-14

Coach: Pat Dye      Record: 7-3-1

## 1980

09/06	at Duke	27,400	W	35-10
09/13	UL-LAFAYETTE	29,631	L	21-27
09/20	at Florida State	50,547	L	7-63
09/27	SOUTHERN MISS	20,037	L	7-35
10/11	at Richmond	10,600	W	24-22
10/18	WESTERN CAROLINA	21,300	W	24-14
10/25	at North Carolina	48,100	L	3-31
11/01	WILLIAM & MARY	18,600	W	31-23
11/08	at Miami (Fla.)	11,048	L	10-23
11/15	EASTERN KENTUCKY	10,021	L	16-28
11/22	at NC State	46,200	L	14-36

Coach: Ed Emory      Record: 4-7

## 1981

09/05	WESTERN CAROLINA	24,873	W	42-6
09/12	at North Carolina	51,300	L	0-56
09/19	at NC State	52,200	L	10-31
09/26	TOLEDO	21,137	W	28-24
10/03	at Duke	18,250	L	14-24
10/10	at Richmond ( <i>Tobacco Bowl</i> )	12,621	W	17-13
10/17	at UL-Lafayette	13,378	W	35-31
10/24	MIAMI (Fla.)	20,282	L	6-35
10/31	at West Virginia	41,364	L	3-20
11/07	EAST TENNESSEE STATE	21,342	W	66-23
11/14	WILLIAM & MARY	15,842	L	21-31

Coach: Ed Emory      Record: 5-6

## 1982

09/11	at NC State	55,200	L	26-33
09/18	EAST TENNESSEE STATE	22,127	W	30-0
09/25	CENTRAL MICHIGAN	18,750	W	24-6
10/02	at Missouri	50,848	L	9-28
10/09	RICHMOND	19,521	W	35-14
10/16	at Florida State	46,283	L	17-56
10/23	ILLINOIS STATE	26,771	W	21-0
10/30	at West Virginia	50,616	L	3-30
11/06	at Texas-Arlington	4,388	W	40-24
11/13	at William & Mary	10,800	W	31-27
11/20	at Temple	6,135	W	23-10

Coach: Ed Emory      Record: 7-4

## 1983

09/03	at Florida State	46,261	L	46-47
09/10	at NC State	57,700	W	22-16
09/17	MURRAY STATE	28,123	W	50-25
10/01	at Missouri	48,268	W	13-6
10/08	UL-LAFAYETTE	27,345	W	21-18
10/15	at Temple	5,461	W	24-11
10/22	at Florida	73,943	L	17-24
10/29	EAST TENNESSEE STATE	33,767	W	21-9
11/05	at Miami (Fla.)	39,255	L	7-12
11/12	WILLIAM & MARY	24,731	W	40-6
11/19	at Southern Miss	21,000	W	10-6

Coach: Ed Emory      Record: 8-3

## 1984

09/01	at Florida State	54,211	L	17-48
09/08	TEMPLE	31,479	L	0-17
09/15	at Central Michigan	23,249	L	12-17
09/22	GEORGIA SOUTHERN	25,137	W	34-27
09/29	at NC State	57,300	L	22-31
10/06	at Pittsburgh	26,475	L	10-17
10/13	at Tulsa	16,674	L	20-31
10/20	EAST TENNESSEE STATE	27,119	W	24-6
10/27	at South Carolina	73,800	L	20-42
11/03	at UL-Lafayette	23,357	L	24-42
11/10	SOUTHERN MISS	21,237	L	27-31

Coach: Ed Emory

Record: 2-9

## 1985

09/07	at NC State	58,300	W	33-14
09/14	SOUTHWEST TEXAS STATE	28,411	W	27-16
09/21	at Penn State	84,266	L	10-17
09/28	TEMPLE	32,087	L	7-21
10/05	MIAMI (Fla.)	34,511	L	15-27
10/12	at UL-Lafayette	16,228	L	14-16
10/26	SOUTH CAROLINA	35,047	L	10-52
11/02	at Southern Miss	23,496	L	0-27
11/09	at Auburn	65,600	L	10-35
11/16	TULSA	23,126	L	20-21
12/07	at LSU	65,660	L	15-35

Coach: Art Baker

Record: 2-9

## 1986

09/06	at NC State	58,650	L	10-38
09/13	WEST VIRGINIA	33,857	L	21-24
09/20	at Auburn	62,000	L	0-45
09/27	at Penn State	84,774	L	17-42
10/04	UL-LAFAYETTE	27,726	L	10-21
10/11	at Temple	15,384	#L	28-45
10/18	GEORGIA SOUTHERN	27,121	W	35-33
10/25	at South Carolina	68,327	L	3-38
11/01	SOUTHERN MISS	18,127	L	21-23
11/15	CINCINNATI	16,258	W	32-19
11/27	at Miami (Fla.)	30,202	L	10-36

Coach: Art Baker

Record: 3-8

#forfeited to ECU (ineligible player)

## 1987

09/05	at NC State	56,800	W	32-14
09/12	FLORIDA STATE	33,937	L	3-44
09/19	at Illinois	62,045	L	10-20
09/26	GEORGIA SOUTHERN	27,411	W	16-13
10/03	at West Virginia	36,630	L	0-49
10/10	CINCINNATI	26,371	W	56-28
10/17	at Virginia Tech	38,300	W	32-23
10/24	at South Carolina	69,131	L	12-34
10/31	MIAMI (Fla.)	31,791	L	3-41
11/07	TEMPLE	19,327	W	31-26
11/14	at Southern Miss	11,023	L	34-38

Coach: Art Baker

Record: 5-6

## 1988

09/03	TENNESSEE TECH	29,702	W	52-13
09/10	at Virginia Tech	37,200	L	16-27
09/17	at South Carolina	66,000	L	0-17
09/24	SOUTHERN MISS	28,240	L	42-45
10/01	UL-LAFAYETTE	18,750	L	36-48
10/08	WEST VIRGINIA	33,786	L	10-30
10/15	at Florida State	56,391	L	21-45
10/22	SYRACUSE	16,450	L	14-38
10/29	MIAMI (Fla.)	29,400	L	7-31
11/05	at Temple	8,018	W	34-17
11/19	at Cincinnati	2,364	W	49-14

Coach: Art Baker

Record: 3-8

## 1989

09/09	BOWLING GREEN	33,412	W	41-6
09/16	at Cincinnati	18,153	W	21-14
09/23	ILLINOIS STATE	30,245	W	56-10
09/30	LOUISIANA TECH	25,462	#T	29-29
10/07	at South Carolina	65,600	L	14-47
10/21	VIRGINIA TECH	35,100	W	14-10
10/28	at Syracuse	48,731	L	16-18
11/04	at Miami (Fla.)	35,159	L	10-40
11/11	TEMPLE	24,112	W	31-24
11/18	at Pittsburgh	21,862	L	42-47
11/25	at Southern Miss	11,189	L	27-41

Coach: Bill Lewis

Record: 6-5

#forfeited to ECU (ineligible player)

## 1990

09/01	LOUISIANA TECH	30,690	W	27-17
09/08	at Florida State	61,983	L	24-45
09/15	VIRGINIA TECH	33,810	L	23-24
09/22	at UL-Lafayette	19,524	W	20-10
09/29	at Georgia	77,019	L	15-19
10/06	SOUTHERN MISS	31,305	L	7-16
10/13	at South Carolina	62,000	L	7-37
10/20	CINCINNATI	27,380	W	56-32
10/27	at Temple	24,612	L	27-30
11/03	at Memphis	16,291	W	24-17
11/10	NORTHERN ILLINOIS	20,100	W	24-20

Coach: Bill Lewis

Record: 5-6

## 1991

08/31	at Illinois	46,313	L	31-38
09/14	MEMPHIS	32,382	W	20-13
09/21	at UCF	20,049	W	47-25
09/28	SOUTH CAROLINA	33,100	W	31-20
10/05	AKRON	27,500	W	56-20
10/12	at Syracuse	37,767	W	23-20
10/26	PITTSBURGH	36,000	W	24-23
11/02	TULANE	31,126	W	38-28
11/09	at Southern Miss	18,117	W	48-20
11/16	at Virginia Tech	48,317	W	24-17
11/23	at Cincinnati	8,574	W	30-19
01/01	NC State (Peach Bowl)	59,322	W	37-34

Coach: Bill Lewis

Record: 11-1

## 1992

09/05	SYRACUSE	36,500	L	21-42
09/12	VIRGINIA TECH	35,121	W	30-27
09/19	at South Carolina	60,030	W	20-18
09/26	at Bowling Green	12,512	L	34-44
10/10	at Duke	34,100	L	14-45
10/17	CINCINNATI	34,126	W	42-21
10/24	at Pittsburgh	25,766	W	37-31
10/29	SOUTHERN MISS	33,249	L	21-38
11/07	at West Virginia	41,139	L	28-41
11/14	ARKANSAS STATE	25,072	W	35-18
11/21	at Memphis	17,345	L	7-42

Coach: Steve Logan

Record: 5-6

## 1993

09/09	SYRACUSE	33,050	L	22-41
09/18	UCF	30,867	W	41-17
09/25	at Washington	72,108	L	0-35
10/02	MEMPHIS	25,332	L	7-34
10/09	at South Carolina	62,307	L	3-27
10/16	LOUISIANA TECH	27,103	W	31-28
10/23	at Southern Miss	15,227	L	16-24
10/30	at Virginia Tech	34,306	L	12-31
11/06	TULSA	18,130	L	26-52
11/13	at Kentucky	34,500	L	3-6
11/20	at Cincinnati	20,229	L	14-34

Coach: Steve Logan

Record: 2-9

## 1994

09/10	at Duke	36,420	L	10-13
09/17	at Temple	9,137	W	31-14
09/24	SYRACUSE	33,127	L	18-21
10/01	SOUTHERN MISS	32,867	W	31-10
10/08	at South Carolina	70,075	W	56-42
10/15	VIRGINIA TECH	34,741	L	20-27
10/22	at Tulsa	24,811	W	28-21
10/29	CINCINNATI	33,287	W	35-21
11/05	at Auburn	84,738	L	21-38
11/12	UCF	25,783	W	23-20
11/19	at Memphis	23,355	W	30-6
12/30	Illinois (St. Jude Liberty Bowl)	33,280	L	0-30

Coach: Steve Logan

Record: 7-5

## 1995

09/02	at Tennessee	95,416	L	7-27
09/09	at Syracuse	39,547	W	27-24
09/16	CENTRAL MICHIGAN	33,021	W	30-17
09/23	at Illinois	60,545	L	0-7
09/30	WEST VIRGINIA	34,108	W	23-20
10/07	at Cincinnati	14,126	L	10-13
10/21	TEMPLE	31,225	W	32-22
10/28	at Southern Miss	21,293	W	36-34
11/04	at Army	31,743	W	31-25
11/11	TULSA	26,410	W	28-7
11/18	MEMPHIS	27,125	W	31-17
12/30	Stanford (St. Jude Liberty Bowl)	47,398	W	19-13

Coach: Steve Logan

Record: 9-3

## 1996

09/07	EAST TENNESSEE STATE	25,512	W	45-21
09/14	at West Virginia	50,129	L	9-10
09/21	at South Carolina	79,806	W	23-7
09/28	UCF	34,121	W	28-7
10/10	SOUTHERN MISS	34,480	L	7-28
10/19	at Miami (Fla.)	31,909	W	31-6
11/02	ARKANSAS STATE	24,890	W	34-16
11/09	at Virginia Tech	49,128	L	14-35
11/16	OHIO	27,321	W	55-45
11/23	at Memphis	25,029	W	20-10
11/30	NC State (at Charlotte, N.C.)	66,347	W	50-29

Coach: Steve Logan

Record: 8-3

## 1997

09/06	at West Virginia	51,142	L	17-24
09/13	WAKE FOREST	38,031	W	25-24
09/20	SOUTH CAROLINA	38,902	L	0-26
10/04	at Syracuse	44,054	L	0-56
10/11	SOUTHERN MISS*	33,904	L	13-23
10/18	at Tulane*	23,340	L	16-33
10/25	MEMPHIS*	28,029	W	32-10
11/01	at Louisville*	12,850	W	45-31
11/08	at Houston*	17,051	W	28-27
11/13	CINCINNATI*	25,509	W	14-7
11/22	at NC State	51,500	L	24-37

Coach: Steve Logan

Record: 5-6

\*Conference USA: 4-2

## 1998

09/05	at Virginia Tech	48,134	L	3-38
09/12	CHATTANOOGA	34,028	W	31-0
09/19	at Ohio	19,186	W	21-14
10/03	ARMY*	40,607	W	30-25
10/10	UAB	31,002	W	26-7
10/17	at Alabama (at Birmingham, Ala.)	80,079	L	22-23
10/24	at Southern Miss*	24,020	L	7-41
10/31	HOUSTON*	26,821	L	31-34
11/05	at Cincinnati*	19,098	W	24-21
11/14	LOUISVILLE*	26,258	L	45-63
11/21	at Memphis*	16,052	W	34-31

Coach: Steve Logan

Record: 6-5

\*Conference USA: 3-3

## 1999

09/04	West Virginia (at Charlotte, N.C.)	47,860	W	30-23
09/11	DUKE	42,052	W	27-9
09/18	at South Carolina	82,605	W	21-3
09/25	Miami (Fla.) (at Raleigh, N.C.)	45,900	W	27-23
10/02	at Army*	36,769	W	33-14
10/09	SOUTHERN MISS*	39,418	L	22-39
10/23	TULANE*	35,021	W	52-7
10/30	at Houston*	14,221	W	19-3
11/06	at UAB*	18,062	L	17-36
11/13	CINCINNATI*	33,912	W	48-34
11/20	NC STATE	50,092	W	23-6
12/22	TCU (Mobile Alabama Bowl)	34,200	L	14-28

Coach: Steve Logan

Record: 9-3

\*Conference USA: 4-2

## 2000

09/02	at Duke	30,244	W	38-0
09/07	VIRGINIA TECH	45,123	L	28-45
09/16	TULANE*	38,157	W	37-17
09/23	SYRACUSE	33,026	W	34-17
10/07	at Memphis*	23,496	L	10-17
10/14	ARMY*	39,200	W	42-21
10/19	at Louisville*	38,024	W	28-25
10/28	UAB*	28,537	L	13-16
11/11	HOUSTON*	33,339	W	62-20
11/18	at West Virginia	40,389	L	24-42
11/24	at Southern Miss*	25,152	W	14-9
12/27	Texas Tech ( <i>galleryfurniture.com Bowl</i> )	33,899	W	40-27

Coach: Steve Logan      Record: 8-4      \*Conference USA: 5-2

## 2001

09/01	WAKE FOREST	38,674	L	19-21
09/08	at Tulane*	19,027	W	51-24
09/22	WILLIAM & MARY	40,179	W	38-23
09/29	at Syracuse	36,347	L	30-44
10/06	at North Carolina	58,500	L	21-24
10/13	at Army*	33,072	W	49-26
10/20	MEMPHIS*	38,120	W	32-11
10/30	at TCU*	25,134	W	37-30
11/10	at Cincinnati*	19,504	W	28-26
11/15	LOUISVILLE*	39,775	L	34-39
11/23	SOUTHERN MISS*	30,127	L	21-28
12/19	Marshall (20T) ( <i>GMAC Bowl</i> )	40,139	L	61-64

Coach: Steve Logan      Record: 6-6      \*Conference USA: 5-2

## 2002

08/31	at Duke	23,276	L	16-23
09/07	at Wake Forest	28,486	L	22-27
09/14	TULANE*	35,300	W	24-20
09/28	at West Virginia	54,497	L	17-37
10/05	ARMY*	38,111	W	59-24
10/19	USF	33,419	L	30-46
10/26	at Louisville*	33,438	L	20-44
11/09	at Houston (30T)*	13,669	W	54-48
11/16	at UAB*	13,678	L	29-36
11/23	TCU*	23,189	W	31-28
11/30	at Southern Miss*	19,888	L	7-24
12/06	CINCINNATI*	18,125	L	26-42

Coach: Steve Logan      Record: 4-8      \*Conference USA: 4-4

## 2003

09/01	at Cincinnati*	28,011	L	3-40
09/06	WEST VIRGINIA	36,088	L	7-48
09/13	at Miami	65,825	L	3-38
09/20	at Wake Forest	28,074	L	16-34
09/30	HOUSTON*	33,250	L	13-27
10/11	NORTH CAROLINA	44,040	L	17-28
10/18	at Army*	35,032	W	38-32
10/25	LOUISVILLE*	33,420	L	20-36
11/01	at Memphis*	40,131	L	24-41
11/08	USF (20T)*	27,100	L	37-38
11/22	at Tulane*	19,226	L	18-28
11/29	SOUTHERN MISS*	24,175	L	21-38

Coach: John Thompson      Record: 1-11      \*Conference USA: 1-7

## 2004

09/04	at West Virginia	59,172	L	23-56
09/11	WAKE FOREST	38,141	L	17-31
09/25	CINCINNATI*	29,332	L	19-24
10/02	at Louisville*	40,220	L	7-59
10/09	TULANE*	29,584	W	27-25
10/23	at Southern Miss*	32,422	L	10-51
10/30	ARMY*	29,111	W	38-28
11/06	at Houston*	13,069	L	24-34
11/13	at USF*	25,408	L	17-41
11/20	MEMPHIS*	27,250	L	35-38
11/27	NC State (at Charlotte, N.C.)	41,244	L	14-52

Coach: John Thompson      Record: 2-9      \*Conference USA: 2-6

## 2005

09/03	DUKE	35,107	W	24-21
09/17	at Wake Forest	29,563	L	34-44
09/24	at West Virginia	57,295	L	15-20
10/01	SOUTHERN MISS*	35,510	L	7-33
10/08	RICE*	33,213	W	41-28
10/15	at SMU*	11,715	W	24-17
10/22	at Memphis*	31,710	L	24-27
10/29	UCF*	34,410	L	20-30
11/12	at Tulsa*	21,995	L	13-45
11/19	at Marshall*	22,408	W	34-29
11/26	UAB*	26,990	W	31-23

Coach: Skip Holtz      Record: 5-6      \*Conference USA: 4-4

## 2006

09/02	at Navy	33,809	L	23-28
09/09	at UAB*	23,116	L	12-17
09/16	MEMPHIS*	37,431	W	35-20
09/23	WEST VIRGINIA	40,510	L	10-27
10/07	VIRGINIA	35,541	W	31-21
10/14	TULSA*	34,011	L	10-31
10/21	SMU*	34,141	W	38-21
10/28	at Southern Miss (0T)*	25,155	W	20-17
11/04	at UCF*	31,414	W	23-10
11/11	MARSHALL*	41,372	W	33-20
11/18	at RICE*	12,669	L	17-18
11/25	at NC State	54,264	W	21-16
12/23	USF ( <i>Papajohns.com Bowl</i> )	32,023	L	7-24

Coach: Skip Holtz      Record: 7-6      \*Conference USA: 5-3

## 2007

09/01	at Virginia Tech	66,233	L	7-17
09/08	NORTH CAROLINA	43,387	W	34-31
09/15	SOUTHERN MISS*	43,041	L	21-28
09/22	at West Virginia	60,021	L	7-48
09/29	at Houston*	20,719	W	37-35
10/06	UCF*	42,777	W	52-38
10/13	at UTEP (0T)*	41,365	W	45-42
10/20	NC STATE	43,527	L	20-34
10/27	UAB*	41,125	W	41-6
11/03	at Memphis*	27,186	W	56-40
11/10	at Marshall*	26,718	L	7-26
11/24	TULANE*	35,362	W	35-12
12/23	Boise State ( <i>Sheraton Hawai'i Bowl</i> )	30,467	W	41-38

Coach: Skip Holtz      Record: 8-5      \*Conference USA: 6-2

## 2008

08/30	Virginia Tech (at Charlotte, N.C.)	72,169	W	27-22
09/06	WEST VIRGINIA	43,610	W	24-3
09/13	at Tulane*	27,189	W	28-24
09/20	at NC State (OT)	57,583	L	24-30
09/27	HOUSTON*	43,641	L	24-41
10/11	at Virginia	52,398	L	20-35
10/18	MEMPHIS*	41,216	W	30-10
11/02	at UCF (OT)*	40,202	W	13-10
11/08	MARSHALL (OT)*	43,515	W	19-16
11/15	at Southern Miss*	30,658	L	3-21
11/22	at UAB*	11,453	W	17-13
11/28	UTEP*	38,098	W	53-21
12/06	at Tulsa (C-USA Championship Game)	22,740	W	27-24
01/02	Kentucky (AutoZone Liberty Bowl)	56,125	L	19-25

**Coach:** Skip Holtz      **Record:** 9-5      **\*Conference USA:** 6-2

## 2009

09/05	APPALACHIAN STATE	43,279	W	29-24
09/12	at West Virginia	59,216	L	20-35
09/19	at North Carolina	58,000	L	17-31
09/26	UCF*	43,210	W	19-14
10/03	at Marshall*	26,814	W	21-17
10/10	at SMU*	13,626	L	21-28
10/17	RICE*	43,023	W	49-13
10/27	at Memphis*	31,756	W	38-19
11/05	VIRGINIA TECH	43,569	L	3-16
11/15	at Tulsa*	17,453	W	44-17
11/21	UAB*	43,056	W	37-21
11/28	SOUTHERN MISS*	43,006	W	25-20
12/05	HOUSTON (C-USA Championship Game)	33,048	W	38-32
01/02	Arkansas (OT) (AutoZone Liberty Bowl)	62,742	L	17-20

**Coach:** Skip Holtz      **Record:** 9-5      **\*Conference USA:** 7-1

## 2010

09/05	TULSA*	50,010	W	51-49
09/11	MEMPHIS*	48,123	W	49-27
09/18	at Virginia Tech	66,233	L	27-49
10/02	at North Carolina	60,000	L	17-42
10/09	at Southern Miss*	32,334	W	44-43
10/16	NC STATE (OT)	50,410	W	33-27
10/23	MARSHALL*	50,145	W	37-10
10/30	at UCF*	40,073	L	35-49
11/06	NAVY	50,191	L	35-76
11/11	at UAB*	14,803	W	54-42
11/20	at Rice*	15,262	L	38-62
11/26	SMU (OT)*	49,108	L	38-45
12/29	Maryland (Military Bowl)	38,062	L	20-51

**Coach:** Ruffin McNeill      **Record:** 6-7      **\*Conference USA:** 5-3

## 2011

09/03	South Carolina (at Charlotte, N.C.)	58,272	L	37-56
09/10	VIRGINIA TECH	49,404	L	10-17
09/24	UAB*	50,023	W	28-23
10/01	NORTH CAROLINA	50,610	L	20-35
10/08	at Houston*	30,126	L	3-56
10/15	at Memphis*	17,975	W	35-17
10/22	at Navy	34,612	W	38-35
10/29	TULANE*	49,410	W	34-13
11/05	SOUTHERN MISS*	50,345	L	28-48
11/12	at UTEP*	25,571	L	17-22
11/19	UCF*	50,277	W	38-31
11/26	at Marshall (OT)*	22,456	L	27-34

**Coach:** Ruffin McNeill      **Record:** 5-7      **\*Conference USA:** 4-4



Van Eskridge (4) and Patrick Pinkney (15) celebrate alongside head coach Skip Holtz after the Pirates downed Houston 38-32 at Dowdy-Ficklen Stadium on Dec. 5, 2009 to capture their second-straight Conference USA championship.

## 2012

09/01	APPALACHIAN STATE	49,023	W	35-13
09/08	at South Carolina	77,006	L	10-48
09/15	at Southern Miss*	34,140	W	24-14
09/22	at North Carolina	59,500	L	6-27
09/29	UTEP*	47,817	W	28-18
10/04	at UCF*	32,181	L	20-40
10/13	MEMPHIS*	45,137	W	41-7
10/20	at UAB*	12,403	W	42-35
10/27	NAVY	48,327	L	28-56
11/03	HOUSTON*	45,455	W	48-28
11/17	at Tulane*	14,041	W	28-23
11/23	MARSHALL (20T)*	46,317	W	65-59
12/22	UL-Lafayette (R+L Carriers New Orleans Bowl)	48,828	L	34-43

**Coach:** Ruffin McNeill      **Record:** 8-5      **\*Conference USA:** 7-1

## 2013

08/31	OLD DOMINION	44,597	W	52-38
09/05	FLORIDA ATLANTIC*	37,533	W	31-13
09/14	VIRGINIA TECH	50,096	L	10-15
09/28	at North Carolina	60,000	W	55-31
10/05	at Middle Tennessee*	20,109	W	24-17
10/12	at Tulane (OT)*	15,157	L	33-36
10/19	SOUTHERN MISS*	45,005	W	55-14
11/02	at FIU*	16,961	W	34-13
11/09	TULSA*	44,076	W	58-24
11/16	UAB*	42,603	W	63-14
11/23	at NC State	49,106	W	42-28
11/29	at Marshall*	25,117	L	28-59
12/23	Ohio (Beef 'O' Brady's Bowl)	20,053	W	37-20

**Coach:** Ruffin McNeill      **Record:** 10-3      **\*Conference USA:** 6-2

## 2014

08/30	N.C. CENTRAL	42,758	W	52-7
09/06	at South Carolina	80,899	L	23-33
09/13	at Virginia Tech	63,267	W	28-21
09/20	NORTH CAROLINA	51,082	W	70-41
10/04	SMU*	45,029	W	45-24
10/11	at USF*	31,567	W	28-17
10/23	CONNECTICUT*	40,152	W	31-21
11/01	at Temple*	22,130	L	10-20
11/13	at Cincinnati*	19,113	L	46-54
11/22	TULANE*	48,433	W	34-6
11/28	at Tulsa*	15,126	W	49-32
12/04	UCF*	41,259	L	30-32
01/03	Florida (Birmingham Bowl)	30,083	L	20-28

Coach: Ruffin McNeill      Record: 8-5      \*American: 5-3

## 2015

09/05	TOWSON	40,712	W	28-20
09/12	at Florida	88,034	L	24-31
09/19	at Navy*	34,717	L	21-45
09/26	VIRGINIA TECH	50,514	W	35-28
10/03	at SMU*	17,136	W	49-23
10/10	at BYU	60,186	L	38-45
10/17	TULSA*	43,065	W	30-17
10/22	TEMPLE*	39,417	L	14-24
10/30	at Connecticut*	23,168	L	13-31
11/07	USF*	45,914	L	17-22
11/19	at UCF*	23,734	W	44-7
11/28	CINCINNATI*	40,743	L	16-19

Coach: Ruffin McNeill      Record: 5-7      \*American: 3-5

## 2016

09/03	WESTERN CAROLINA	44,161	W	52-7
09/10	NC STATE	50,719	W	33-30
09/17	at South Carolina	80,384	L	15-20
09/24	at Virginia Tech	63,712	L	17-54
10/01	UCF*	46,042	L	29-47
10/08	at USF*	30,397	L	22-38
10/22	at Cincinnati*	32,022	L	19-31
10/29	CONNECTICUT*	41,370	W	41-3
11/05	at Tulsa*	17,557	L	24-45
11/12	SMU*	42,908	L	31-55
11/19	NAVY*	39,480	L	31-66
11/26	at Temple*	28,373	L	10-37

Coach: Scottie Montgomery      Record: 3-9      \*American: 1-7

## 2017

09/02	JAMES MADISON	40,169	L	14-34
09/09	at West Virginia	56,797	L	20-56
09/16	VIRGINIA TECH	43,776	L	17-64
09/24	at Connecticut*	14,306	W	41-38
09/30	USF*	34,883	L	31-61
10/07	TEMPLE*	31,326	L	10-34
10/14	at UCF*	40,287	L	21-63
10/21	BYU	38,835	W	33-17
11/04	at Houston*	29,810	L	27-52
11/11	TULANE (OT)*	36,178	L	24-31
11/18	CINCINNATI*	31,923	W	48-20
11/25	at Memphis*	41,517	L	13-70

Coach: Scottie Montgomery      Record: 3-9      \*American: 2-6

## 2018

09/02	N.C. A&T	38,640	L	23-28
09/08	NORTH CAROLINA	39,298	W	41-19
09/22	at USF*	34,562	L	13-20
09/29	OLD DOMINION	35,047	W	37-35
10/06	at Temple*	26,681	L	6-49
10/13	HOUSTON*	29,851	L	20-42
10/20	UCF*	31,159	L	10-37
11/03	MEMPHIS*	29,127	L	41-59
11/10	at Tulane*	20,860	L	18-24
11/17	CONNECTICUT*	27,234	W	55-21
11/23	at Cincinnati*	21,230	L	6-56
12/01	at NC State	57,223	L	3-58

Coach: Scottie Montgomery      Record: 3-9      \*American: 1-7

## 2019

08/31	at NC State	57,633	L	6-34
09/07	GARDNER-WEBB	34,118	W	48-9
09/14	at Navy*	30,707	L	10-42
09/21	WILLIAM & MARY	38,094	W	19-7
09/28	at Old Dominion	18,643	W	24-21
10/03	TEMPLE*	33,253	L	17-27
10/19	at UCF*	42,906	L	28-41
10/26	USF*	33,088	L	20-45
11/02	CINCINNATI*	32,273	L	43-46
11/09	at SMU*	29,528	L	51-59
11/23	at Connecticut*	12,084	W	31-24
11/30	TULSA*	27,978	L	24-49

Coach: Mike Houston      Record: 4-8      \*American: 1-7

## 2020

09/26	UCF*	350	L	28-51
10/03	at Georgia State	3,823	L	29-49
10/10	at USF*	6,799	W	44-24
10/17	NAVY*	3,500	L	23-27
10/30	at Tulsa*	3,900	L	30-34
11/07	TULANE*	3,500	L	21-38
11/13	at Cincinnati*	150	L	17-55
11/21	at Temple*	100	W	28-3
11/28	SMU*	3,500	W	52-38

Coach: Mike Houston      Record: 3-6      \*American: 3-5



The 2020 Pirates celebrated a season-ending two-game AAC win streak – their first since 2015 – by averaging 40.0 points, 212.5 rushing yards and 470.0 yards total yards in successive triumphs over Temple and SMU (shown here).

# ECU vs. The Conferences

## AMERICAN ATHLETIC

ECU vs.	W	L	T
Cincinnati	13	11	0
Houston	7	7	0
Memphis	15	8	0
Navy	1	7	0
SMU	5	4	0
Temple	9	9	0
Tulane	11	6	0
Tulsa	8	8	0
UCF	10	9	0
USF	2	9	0

**Last Meeting:** W 52-38 vs. SMU (11/28/20) at Greenville, N.C.

## ATLANTIC COAST

ECU vs.	W	L	T
Boston College	0	0	0
Clemson	0	0	0
Duke	5	5	0
Florida State	0	7	0
Georgia Tech	0	0	0
Louisville	4	6	0
Miami (Fla.)	2	9	0
North Carolina	5	12	1
NC State	13	18	0
Pittsburgh	2	2	0
Syracuse	3	7	0
Virginia	2	1	0
Virginia Tech	7	15	0
Wake Forest	2	6	0

**Last Meeting:** L 34-6 vs. NC State (08/31/19) at Raleigh, N.C.

## BIG TEN

ECU vs.	W	L	T
Illinois	0	4	0
Indiana	0	0	0
Iowa	0	0	0
Maryland	0	1	0
Michigan	0	0	0
Michigan State	0	0	0
Minnesota	0	0	0
Nebraska	0	0	0
Northwestern	0	0	0
Ohio State	0	0	0
Penn State	0	2	0
Purdue	0	0	0
Rutgers	0	0	0
Wisconsin	0	0	0

**Last Meeting:** L 51-20 vs. Maryland (12/29/10) at Washington, D.C. (Military Bowl)

## BIG 12

ECU vs.	W	L	T
Baylor	0	0	0
Iowa State	0	0	0
Kansas	0	0	0
Kansas State	0	0	0
Oklahoma	0	0	0
Oklahoma State	0	0	0
TCU	2	1	0
Texas	0	0	0
Texas Tech	1	0	0
West Virginia	3	19	0

**Last Meeting:** L 56-20 vs. West Virginia (09/09/17) at Morgantown, W.Va.

## CONFERENCE USA

ECU vs.	W	L	T
Charlotte	0	0	0
Florida Atlantic	1	0	0
Florida International	1	0	0
Louisiana Tech	4	2	0
Marshall	10	5	0
Middle Tennessee State	1	0	0
North Texas	1	0	0
Old Dominion	3	0	0
Rice	2	2	0
Southern Miss	12	27	0
UAB	9	4	0
UTEP	3	1	0
UT-San Antonio	0	0	0
Western Kentucky	0	0	0

**Last Meeting:** W 24-21 vs. Old Dominion (09/28/19) at Norfolk, Va.

## MID-AMERICAN

ECU vs.	W	L	T
Akron	1	0	0
Ball State	0	0	0
Bowling Green	2	2	0
Buffalo	0	0	0
Central Michigan	2	1	0
Eastern Michigan	0	0	0
Kent State	0	0	0
Miami (Ohio)	0	0	0
Northern Illinois	1	0	0
Ohio	3	0	0
Toledo	2	2	0
Western Michigan	0	0	0

**Last Meeting:** W 37-20 vs. Ohio (12/23/13) at St. Petersburg, Fla. (Beef 'O' Brady's Bowl)

## MOUNTAIN WEST

ECU vs.	W	L	T
Air Force	0	0	0
Boise State	1	0	0
Colorado State	0	0	0
Fresno State	0	0	0
Hawai'i	0	0	0
Nevada	0	0	0
New Mexico	0	0	0
San Diego State	0	0	0
San Jose State	0	0	0
UNLV	0	0	0
Utah State	0	0	0
Wyoming	0	0	0

**Last Meeting:** W 41-38 vs. Boise State (12/23/07) at Honolulu, Hawai'i (Hawai'i Bowl)

## PACIFIC-12

ECU vs.	W	L	T
Arizona	0	0	0
Arizona State	0	0	0
California	0	0	0
Colorado	0	0	0
Oregon	0	0	0
Oregon State	0	0	0
Southern California	0	0	0
Stanford	1	0	0
UCLA	0	0	0
Utah	0	0	0
Washington	0	1	0
Washington State	0	0	0

**Last Meeting:** W 19-13 vs. Stanford (12/30/95) at Memphis, Tenn. (St. Jude Liberty Bowl)

## SOUTHEASTERN

ECU vs.	W	L	T
Alabama	0	1	0
Arkansas	0	1	0
Auburn	0	3	0
Florida	0	3	0
Georgia	0	1	0
Kentucky	0	2	0
LSU	0	1	0
Mississippi	0	0	0
Mississippi State	0	0	0
Missouri	1	1	0
South Carolina	5	14	0
Tennessee	0	1	0
Texas A&M	0	0	0
Vanderbilt	0	0	0

**Last Meeting:** L 20-15 vs. South Carolina (09/17/16) at Columbia, S.C.

## SUN BELT

ECU vs.	W	L	T
Appalachian State	12	19	0
Arkansas State	2	0	0
Georgia Southern	3	0	0
Georgia State	0	1	0
Idaho	0	0	0
Louisiana-Lafayette	4	7	0
Louisiana-Monroe	1	1	0
New Mexico State	0	0	0
South Alabama	0	0	0
Texas State	1	0	0
Troy	0	0	0

**Last Meeting:** L 49-29 vs. Georgia State (10/03/20) at Atlanta, Ga.

## FBS INDEPENDENTS

ECU vs.	W	L	T
Army	8	0	0
Brigham Young	1	1	0
Connecticut	5	1	0
Massachusetts	1	0	0
Notre Dame	0	0	0

**Last Meeting:** W 31-24 vs. Connecticut (11/17/19) at East Hartford, Conn.

# All-Time Results (FBS)

## Akron

**ECU 1, Akron 0** H: 1-0, A: 0-0  
1991 ECU 56, Akron 20 H

## Alabama

**Alabama 1, ECU 0** H: 0-0, A: 0-0, N: 0-1  
1998 Alabama 23, ECU 22 N

## Appalachian State

**ASU 19, ECU 12** H: 9-8, A: 3-11, N: 0-0  
1932 ASU 21, ECU 0 A  
1933 ASU 14, ECU 0 H  
1934 ASU 27, ECU 6 A  
1935 ASU 14, ECU 6 H  
1938 ASU 18, ECU 6 H  
1939 ASU 64, ECU 0 A  
1948 ASU 47, ECU 0 H  
1949 ASU 35, ECU 18 H  
1950 ASU 20, ECU 0 A  
1951 ASU 24, ECU 20 H  
1952 ECU 22, ASU 19 A  
1953 ECU 40, ASU 7 H  
1954 ASU 13, ECU 7 A  
1955 ECU 13, ASU 0 H  
1956 ASU 22, ECU 19 A  
1957 ASU 7, ECU 6 H  
1958 ASU 14, ECU 0 A  
1959 ASU 28, ECU 0 H  
1960 ASU 21, ECU 17 A  
1961 ASU 16, ECU 14 A  
1962 ECU 29, ASU 16 H  
1972 ECU 35, ASU 7 H  
1973 ECU 49, ASU 14 H  
1974 ASU 23, ECU 21 A  
1975 ASU 41, ECU 25 A  
1976 ECU 35, ASU 7 H  
1977 ECU 45, ASU 14 A  
1978 ECU 33, ASU 8 H  
1979 ECU 38, ASU 21 A  
2009 ECU 29, ASU 24 H  
2012 ECU 35, ASU 13 H

## Arkansas

**Arkansas 1, ECU 0** H: 0-0, A: 0-0, N: 0-1  
2009\* Arkansas 20, ECU 17 (OT) N  
\*2010 Liberty Bowl

## Arkansas State

**ECU 2, Arkansas State 0** H: 2-0, A: 0-0  
1992 ECU 35, ASU 18 H  
1996 ECU 34, ASU 16 H

## Army

**ECU 8, Army 0** H: 4-0, A: 4-0  
1995 ECU 31, Army 25 A  
1998 ECU 30, Army 25 H  
1999 ECU 33, Army 14 A  
2000 ECU 42, Army 21 H  
2001 ECU 49, Army 26 A  
2002 ECU 59, Army 24 H  
2003 ECU 38, Army 32 A  
2004 ECU 38, Army 28 H

## Auburn

**Auburn 3, ECU 0** H: 0-0, A: 0-3  
1985 Auburn 35, ECU 10 A

1986 Auburn 45, ECU 0 A  
1994 Auburn 38, ECU 21 A

## Boise State

**ECU 1, Boise State 0** H: 0-0, A: 0-0, N: 1-0  
2007\* ECU 41, Boise State 38 N  
\*2007 Hawai'i Bowl

## Bowling Green

**ECU 2, Bowling Green 2** H: 2-0, A: 0-2  
1971 BG 47, ECU 21 A  
1974 ECU 24, BG 6 H  
1989 ECU 41, BG 6 H  
1992 BG 44, ECU 34 A

## Brigham Young

**BYU 1, ECU 1** H: 1-0, A: 0-1  
2015 BYU 45, ECU 38 A  
2017 ECU 33, BYU 17 H

## Central Michigan

**ECU 2, CMU 1** H: 2-0, A: 0-1  
1982 ECU 24, CMU 6 H  
1984 CMU 17, ECU 12 A  
1995 ECU 30, CMU 17 H

## Cincinnati

**ECU 13, Cincinnati 11** H: 8-4, A: 5-7  
1986 ECU 32, UC 19 H  
1987 ECU 56, UC 28 H  
1988 ECU 49, UC 14 A  
1989 ECU 21, UC 14 A  
1990 ECU 56, UC 32 H  
1991 ECU 30, UC 19 A  
1992 ECU 42, UC 21 H  
1993 UC 34, ECU 14 A  
1994 ECU 35, UC 21 H  
1995 UC 13, ECU 10 A  
1997 ECU 14, UC 7 H  
1998 ECU 24, UC 21 A  
1999 ECU 48, UC 34 H  
2001 ECU 28, UC 26 A  
2002 UC 42, ECU 26 H  
2003 UC 40, ECU 3 A  
2004 UC 24, ECU 19 H  
2014 UC 54, ECU 46 A  
2015 UC 19, ECU 16 H  
2016 UC 31, ECU 19 A  
2017 ECU 48, UC 20 H  
2018 UC 56, ECU 6 A  
2019 UC 46, ECU 43 H  
2020 UC 55, ECU 17 A

## Connecticut

**ECU 5, Connecticut 1** H: 3-0, A: 2-1  
2014 ECU 31, UConn 21 H  
2015 UConn 31, ECU 13 A  
2016 ECU 41, UConn 3 H  
2017 ECU 41, UConn 38 A  
2018 ECU 55, UConn 21 H  
2019 ECU 31, UConn 24 A

## Duke

**Duke 5, ECU 5** H: 2-0, A: 3-5  
1977 ECU 17, Duke 16 A  
1979 Duke 28, ECU 14 A  
1980 ECU 35, Duke 10 A  
1981 Duke 24, ECU 14 A  
1992 Duke 45, ECU 14 A

1994 Duke 13, ECU 10 A  
1999 ECU 27, Duke 9 H  
2000 ECU 38, Duke 0 A  
2002 Duke 23, ECU 16 A  
2005 ECU 24, Duke 21 H

## Florida

**Florida 3, ECU 0** H: 0-0, A: 0-2, N: 0-1  
1983 UF 24, ECU 17 A  
2014\* UF 28, ECU 20 N  
2015 UF 31, ECU 24 A  
\*2015 Birmingham Bowl

## Florida Atlantic

**ECU 1, FAU 0** H: 1-0, A: 0-0  
2013 ECU 31, FAU 13 H

## Florida International

**ECU 1, FIU 0** H: 0-0, A: 1-0  
2013 ECU 34, FIU 13 A

## Florida State

**FSU 7, ECU 0** H: 0-1, A: 0-6  
1980 FSU 63, ECU 7 A  
1982 FSU 56, ECU 17 A  
1983 FSU 47, ECU 46 A  
1984 FSU 48, ECU 17 A  
1987 FSU 44, ECU 3 H  
1988 FSU 45, ECU 21 A  
1990 FSU 45, ECU 24 A

## Georgia

**UGA 1, ECU 0** H: 0-0 A: 0-1  
1990 UGA 19, ECU 15 A

## Georgia Southern

**ECU 3, GSU 0** H: 3-0 A: 0-0  
1984 ECU 34, GSU 27 H  
1986 ECU 35, GSU 33 H  
1987 ECU 16, GSU 13 H

## Georgia State

**GSU 1, ECU 0** H: 0-0 A: 0-1  
2020 GSU 49, ECU 29 A

## Houston

**ECU 7, Houston 7** H: 3-4, A: 4-3  
1997 ECU 28, UH 27 A  
1998 UH 34, ECU 31 H  
1999 ECU 19, UH 3 A  
2000 ECU 62, UH 20 H  
2002 ECU 54, UH 48 (30T) A  
2003 UH 27, ECU 13 H  
2004 UH 34, ECU 24 A  
2007 ECU 37, UH 35 A  
2008 UH 41, ECU 24 H  
2009 ECU 38, UH 32 H  
2011 UH 56, ECU 3 A  
2012 ECU 48, UH 28 H  
2017 UH 52, ECU 27 A  
2018 UH 42, ECU 20 H

## Illinois

**Illinois 4, ECU 0** H: 0-0, A: 0-3, N: 0-1  
1987 Illinois 20, ECU 10 A  
1991 Illinois 38, ECU 31 A  
1994\* Illinois 30, ECU 0 N  
1995 Illinois 7, ECU 0 A  
\*1994 Liberty Bowl

**Kentucky**

<b>Kentucky 2, ECU 0</b>	<b>H: 0-0, A: 0-1, N: 0-1</b>
1993 UK 6, ECU 3	A
2008* UK 25, ECU 19	N

\*2009 Liberty Bowl

**LSU**

<b>LSU 1, ECU 0</b>	<b>H: 0-0, A: 0-1</b>
1985 LSU 35, ECU 15	A

**Louisiana-Lafayette**

<b>ULL 7, ECU 4</b>	<b>H: 1-4, A: 3-2, N: 0-1</b>
1977 ULL 9, ECU 7	H
1978 ECU 38, ULL 9	A
1980 ULL 27, ECU 21	H
1981 ECU 35, ULL 31	A
1983 ECU 21, ULL 28	H
1984 ULL 42, ECU 24	A
1985 ULL 16, ECU 14	A
1986 ULL 21, ECU 10	H
1988 ULL 48, ECU 36	H
1990 ECU 20, ULL 10	A
2012* ULL 43, ECU 34	N

\*2012 New Orleans Bowl

**Louisiana Tech**

<b>ECU 4, La. Tech 2</b>	<b>H: 3-1, A: 0-1, N: 1-0</b>
1968 La. Tech 35, ECU 7	A
1969 La. Tech 24, ECU 6	H
1978* ECU 35, La. Tech 13	N
1989# ECU 29, La. Tech 29	H
1990 ECU 27, La. Tech 17	H
1993 ECU 31, La. Tech 28	H

\*1978 Independence Bowl  
#forfeit to ECU (ineligible player)**Louisville**

<b>Louisville 6, ECU 4</b>	<b>H: 1-3, A: 3-3</b>
1965 ECU 34, UoFl 20	A
1966 UoFl 21, ECU 7	A
1967 ECU 18, UoFl 13	H
1997 ECU 45, UoFl 31	A
1998 UoFl 63, ECU 45	H
2000 ECU 28, UoFl 25	A
2001 UoFl 39, ECU 34	H
2002 UoFl 44, ECU 20	A
2003 UoFl 36, ECU 20	H
2004 UoFl 59, ECU 7	A

**Marshall**

<b>ECU 10, Marshall 5</b>	<b>H: 7-0, A: 3-4, N: 0-1</b>
1967 ECU 29, Marshall 13	A
1968 ECU 49, Marshall 20	H
1969 Marshall 38, ECU 7	A
1970 ECU 17, Marshall 14	H
1978 ECU 45, Marshall 0	H
2001* Marshall 64, ECU 61 (20T)	N
2005 ECU 34, Marshall 29	A
2006 ECU 33, Marshall 20	H
2007 Marshall 26, ECU 7	A
2008 ECU 19, Marshall 16 (OT)	H
2009 ECU 21, Marshall 17	A
2010 ECU 37, Marshall 10	H
2011 Marshall 34, ECU 27 (OT)	A
2012 ECU 65, Marshall 59 (20T)	H
2013 Marshall 59, ECU 28	A

\*2001 Mobile Bowl

**Maryland**

<b>Maryland 1, ECU 0</b>	<b>H: 0-0, A: 0-0, N: 0-1</b>
2010* Maryland 51, ECU 20	N

\*2010 Military Bowl

**Memphis**

<b>ECU 15, Memphis 8</b>	<b>H: 8-3, A: 7-5</b>
1990 ECU 24, Memphis 17	A
1991 ECU 20, Memphis 13	H
1992 Memphis 42, ECU 7	A
1993 Memphis 34, ECU 7	H
1994 ECU 30, Memphis 6	A
1995 ECU 31, Memphis 17	H
1996 ECU 20, Memphis 10	A
1997 ECU 32, Memphis 10	H
1998 ECU 34, Memphis 31	A
2000 Memphis 17, ECU 10	A
2001 ECU 32, Memphis 11	H
2003 Memphis 41, ECU 24	A
2004 Memphis 38, ECU 35	H
2005 Memphis 27, ECU 24	A
2006 ECU 35, Memphis 20	H
2007 ECU 56, Memphis 40	A
2008 ECU 30, Memphis 10	H
2009 ECU 38, Memphis 19	A
2010 ECU 49, Memphis 27	H
2011 ECU 35, Memphis 17	A
2012 ECU 41, Memphis 7	H
2017 Memphis 70, ECU 13	A
2018 Memphis 59, ECU 41	H

**Miami (Fla.)**

<b>Miami 9, ECU 2</b>	<b>H: 1-4, A: 1-5</b>
1980 Miami 23, ECU 10	A
1981 Miami 35, ECU 6	H
1983 Miami 12, ECU 7	A
1985 Miami 27, ECU 15	H
1986 Miami 36, ECU 10	A
1987 Miami 41, ECU 3	H
1988 Miami 31, ECU 7	H
1989 Miami 40, ECU 10	A
1996 ECU 31, Miami 6	A
1999 ECU 27, Miami 23	*H
2003 Miami 38, ECU 3	A

\*played in Raleigh, N.C.

**Middle Tennessee**

<b>ECU 1, MTSU 0</b>	<b>H: 0-0, A: 1-0</b>
2013 ECU 24, MTSU 17	A

**Missouri**

<b>ECU 1, Missouri 1</b>	<b>H: 0-0, A: 1-1</b>
1982 Mizzou 28, ECU 9	A
1983 ECU 13, Mizzou 6	A

**Navy**

<b>Navy 7, ECU 1</b>	<b>H: 0-4, A: 1-3</b>
2006 Navy 28, ECU 23	A
2010 Navy 76, ECU 35	H
2011 ECU 38, Navy 35	A
2012 Navy 56, ECU 28	H
2015 Navy 45, ECU 21	A
2016 Navy 66, ECU 31	H
2019 Navy 42, ECU 10	A
2020 Navy 27, ECU 23	H

**North Carolina**

<b>UNC 12, ECU 5, Tied 1</b>	<b>H: 3-2, A: 2-10-1</b>
1972 UNC 42, ECU 14	A
1973 UNC 28, ECU 27	A
1975 ECU 38, UNC 17	A
1976 UNC 12, ECU 10	A
1978 UNC 14, ECU 10	A
1979 UNC 24, ECU 24 (tie)	A
1980 UNC 31, ECU 3	A
1981 UNC 56, ECU 0	A
2001 UNC 24, ECU 21	A

2003 UNC 28, ECU 17	H
2007 ECU 34, UNC 31	H
2009 UNC 31, ECU 17	A
2010 UNC 42, ECU 17	A
2011 UNC 35, ECU 20	H
2012 UNC 27, ECU 6	A
2013 ECU 55, UNC 31	A
2014 ECU 70, UNC 41	H
2018 ECU 41, UNC 19	H

**NC State**

<b>NC State 18, ECU 13</b>	<b>H: 3-1, A: 8-16, N: 2-1</b>
1970 NCSU 23, ECU 6	A
1971 ECU 31, NCSU 13	A
1972 NCSU 38, ECU 16	A
1973 NCSU 57, ECU 8	A
1974 NCSU 24, ECU 20	A
1975 NCSU 26, ECU 3	A
1976 ECU 23, NCSU 14	A
1977 ECU 28, NCSU 23	A
1978 NCSU 29, ECU 13	A
1979 NCSU 34, ECU 20	A
1980 NCSU 36, ECU 14	A
1981 NCSU 31, ECU 10	A
1982 NCSU 33, ECU 26	A
1983 ECU 22, NCSU 16	A
1984 NCSU 31, ECU 22	A
1985 ECU 33, NCSU 14	A
1986 NCSU 38, ECU 10	A
1987 ECU 32, NCSU 14	A
1991* ECU 37, NCSU 34	N
1996 ECU 50, NCSU 29	N
1997 NCSU 37, ECU 24	A
1999 ECU 23, NCSU 6	H
2004 NCSU 52, ECU 14	N
2006 ECU 21, NCSU 16	A
2007 NCSU 34, ECU 20	H
2008 NCSU 30, ECU 24 (OT)	A
2010 ECU 33, NCSU 27 (OT)	H
2013 ECU 42, NCSU 28	A
2016 ECU 33, NCSU 30	H
2018 NCSU 58, ECU 3	A
2019 NCSU 34, ECU 6	A

\*1992 Peach Bowl

**North Texas**

<b>ECU 1, North Texas 0</b>	<b>H: 1-0, A: 0-0</b>
1979 ECU 49, North Texas 16	H

**Northern Illinois**

<b>ECU 1, NIU 0</b>	<b>H: 1-0, A: 0-0</b>
1990 ECU 24, NIU 20	H

**Ohio**

<b>ECU 3, Ohio 0</b>	<b>H: 1-0, A: 1-0, N: 1-0</b>
1996 ECU 55, Ohio 45	H
1998 ECU 21, Ohio 14	A
2013* ECU 37, Ohio 20	N

\*2013 St. Petersburg Bowl

**Old Dominion**

<b>ECU 3, ODU 0</b>	<b>H: 2-0, A: 1-0</b>
2013 ECU 52, ODU 38	H
2018 ECU 37, ODU 35	H
2019 ECU 24, ODU 21	A

**Penn State**

<b>PSU 2, ECU 0</b>	<b>H: 0-0, A: 0-2</b>
1985 Penn State 17, ECU 10	A
1986 Penn State 42, ECU 17	A

**Pittsburgh**

<b>ECU 2, Pittsburgh 2</b>		<b>H: 1-0, A: 1-2</b>
1984	Pittsburgh 17, ECU 10	A
1989	Pittsburgh 47, ECU 42	A
1991	ECU 24, Pittsburgh 23	H
1992	ECU 37, Pittsburgh 31	A

**Rice**

<b>ECU 2, Rice 2</b>		<b>H: 2-0, A: 0-2</b>
2005	ECU 41, Rice 28	H
2006	Rice 18, ECU 17	A
2009	ECU 49, Rice 13	H
2010	Rice 62, ECU 38	A

**South Carolina**

<b>South Carolina 14, ECU 5</b>		<b>H: 1-2, A: 4-11, N: 0-1</b>
1977	SC 19, ECU 16	A
1984	SC 42, ECU 20	A
1985	SC 52, ECU 10	H
1986	SC 38, ECU 3	A
1987	SC 34, ECU 12	A
1988	SC 17, ECU 0	A
1989	SC 47, ECU 14	A
1990	SC 37, ECU 7	A
1991	ECU 31, SC 20	H
1992	ECU 20, SC 18	A
1993	SC 27, ECU 3	A
1994	ECU 56, SC 42	A
1996	ECU 23, SC 7	A
1997	SC 26, ECU 0	H
1999	ECU 21, SC 3	A
2011	SC 56, ECU 37	N
2012	SC 48, ECU 10	A
2014	SC 33, ECU 23	A
2016	SC 20, ECU 15	A

**Southern Methodist**

<b>ECU 5, SMU 4</b>		<b>H: 3-2, A: 2-2</b>
2005	ECU 24, SMU 17	A
2006	ECU 38, SMU 21	H
2009	SMU 28, ECU 21	A
2010	SMU 45, ECU 38 (OT)	H
2014	ECU 45, SMU 24	H
2015	ECU 49, SMU 23	A
2016	SMU 55, ECU 31	H
2019	SMU 59, ECU 51	A
2020	ECU 52, SMU 38	H

**Southern Miss**

<b>Southern Miss 27, ECU 12</b>		<b>H: 4-15, A: 8-12</b>
1951	USM 40, ECU 0	A
1966	USM 35, ECU 14	H
1968	USM 65, ECU 0	A
1969	USM 14, ECU 7	H
1973	ECU 13, USM 0	A
1976	ECU 48, USM 0	H
1978	USM 17, ECU 16	A
1980	USM 35, ECU 7	H
1983	ECU 10, USM 6	A
1984	USM 31, ECU 27	H
1985	USM 27, ECU 0	A
1986	USM 23, ECU 21	H
1987	USM 38, ECU 34	A
1988	USM 45, ECU 42	H
1989	USM 41, ECU 27	A
1990	USM 16, ECU 7	H
1991	ECU 48, USM 20	A
1992	USM 38, ECU 21	H
1993	USM 24, ECU 16	A
1994	ECU 31, USM 10	H
1995	ECU 36, USM 34	A

1996	USM 28, ECU 7	H
1997	USM 23, ECU 13	H
1998	USM 41, ECU 7	A
1999	USM 39, ECU 22	H
2000	ECU 14, USM 9	A
2001	USM 28, ECU 21	H
2002	USM 24, ECU 7	A
2003	USM 38, ECU 21	H
2004	USM 51, ECU 10	A
2005	USM 33, ECU 7	H
2006	ECU 20, USM 17 (OT)	A
2007	USM 28, ECU 21	H
2008	USM 21, ECU 3	A
2009	ECU 25, USM 20	H
2010	ECU 44, USM 43	A
2011	USM 48, ECU 28	H
2012	ECU 24, USM 14	A
2013	ECU 55, USM 14	H

**Stanford**

<b>ECU 1, Stanford 0</b>		<b>N: 1-0</b>
1995*	ECU 19, Stanford 13	N
*1995 Liberty Bowl		

**Syracuse**

<b>Syracuse 7, ECU 3</b>		<b>H: 1-4, A: 2-3</b>
1988	Syracuse 38, ECU 14	H
1989	Syracuse 18, ECU 16	A
1991	ECU 23, Syracuse 20	A
1992	Syracuse 42, ECU 21	H
1993	Syracuse 41, ECU 22	H
1994	Syracuse 21, ECU 18	H
1995	ECU 27, Syracuse 24	A
1997	Syracuse 56, ECU 0	A
2000	ECU 34, Syracuse 17	H
2001	Syracuse 44, ECU 30	A

**Temple**

<b>ECU 9, Temple 9</b>		<b>H: 3-5, A: 6-4</b>
1982	ECU 23, Temple 10	A
1983	ECU 24, Temple 11	A
1984	Temple 17, ECU 0	H
1985	Temple 21, ECU 7	H
1986#	Temple 45, ECU 28	A
1987	ECU 31, Temple 26	H
1988	ECU 34, Temple 17	A
1989	ECU 31, Temple 24	H
1990	Temple 30, ECU 27	A
1994	ECU 31, Temple 14	A
1995	ECU 32, Temple 22	H
2014	Temple 20, ECU 10	A
2015	Temple 24, ECU 14	H
2016	Temple 37, ECU 10	H
2017	Temple 34, ECU 10	A
2018	Temple 49, ECU 6	A
2019	Temple 27, ECU 17	H
2020	ECU 28, Temple 3	A
#forfeit to ECU (ineligible player)		

**Tennessee**

<b>Tennessee 1, ECU 0</b>		<b>H: 0-0, A: 0-1</b>
1995	Tennessee 27, ECU 7	A

**TCU**

<b>ECU 2, TCU 1</b>		<b>H: 1-0, A: 1-0, N: 0-1</b>
1999*	TCU 28, ECU 14	N
2001	ECU 37, TCU 30	A
2002	ECU 31, TCU 28	H
*1999 Mobile Bowl		

**Texas Tech**

<b>ECU 1, Texas Tech 0</b>		<b>H: 0-0, A: 0-0, N: 1-0</b>
2000*	ECU 40, Texas Tech 27	N
*2000 galleryfurniture.com Bowl		

**Toledo**

<b>ECU 2, Toledo 2</b>		<b>H: 1-1, A: 1-1</b>
1970	Toledo 35, ECU 2	A
1971	Toledo 45, ECU 0	H
1977	ECU 22, Toledo 9	A
1981	ECU 28, Toledo 24	H

**Tulane**

<b>ECU 11, Tulane 6</b>		<b>H: 8-2, A: 3-4</b>
1991	ECU 38, Tulane 28	H
1997	Tulane 33, ECU 16	A
1999	ECU 52, Tulane 7	H
2000	ECU 37, Tulane 17	H
2001	ECU 51, Tulane 24	A
2002	ECU 24, Tulane 20	H
2003	Tulane 28, ECU 18	A
2004	ECU 27, Tulane 25	H
2007	ECU 35, Tulane 12	H
2008	ECU 28, Tulane 24	A
2011	ECU 34, Tulane 13	H
2012	ECU 28, Tulane 23	A
2013	Tulane 36, ECU 33 (OT)	A
2014	ECU 34, Tulane 6	H
2017	Tulane 31, ECU 24 (OT)	H
2018	Tulane 24, ECU 18	A
2020	Tulane 38, ECU 21	H

**Tulsa**

<b>ECU 8, Tulsa 8</b>		<b>H: 4-4, A: 4-4</b>
1984	Tulsa 31, ECU 20	A
1985	Tulsa 21, ECU 20	H
1993	Tulsa 52, ECU 26	H
1994	ECU 28, Tulsa 21	A
1995	ECU 28, Tulsa 7	H
2005	Tulsa 45, ECU 13	A
2006	Tulsa 31, ECU 10	H
2008	ECU 27, Tulsa 24	A
2009	ECU 44, Tulsa 17	A
2010	ECU 51, Tulsa 49	H
2013	ECU 58, Tulsa 24	H
2014	ECU 49, Tulsa 32	A
2015	ECU 30, Tulsa 17	H
2016	Tulsa 45, ECU 24	A
2019	Tulsa 49, ECU 24	H
2020	Tulsa 34, ECU 30	A

**UAB**

<b>ECU 9, UAB 4</b>		<b>H: 6-1, A: 3-3</b>
1998	ECU 26, UAB 7	H
1999	UAB 36, ECU 17	A
2000	UAB 16, ECU 13	H
2002	UAB 36, ECU 29	A
2005	ECU 31, UAB 23	H
2006	UAB 17, ECU 12	A
2007	ECU 41, UAB 6	H
2008	ECU 17, UAB 13	A
2009	ECU 37, UAB 21	H
2010	ECU 54, UAB 42	A
2011	ECU 28, UAB 23	H
2012	ECU 42, UAB 35	A
2013	ECU 63, UAB 14	H

**UCF**

<b>ECU 10, UCF 9</b>		<b>H: 6-5, A: 4-4</b>
1991	ECU 47, UCF 25	A
1993	ECU 41, UCF 17	H
1994	ECU 23, UCF 20	H

1996	ECU 28, UCF 7	H
2005	UCF 30, ECU 20	H
2006	ECU 23, UCF 10	A
2007	ECU 52, UCF 38	H
2008	ECU 13, UCF 10 (OT)	a
2009	ECU 19, UCF 14	H
2010	UCF 49, ECU 35	A
2011	ECU 38, UCF 31	H
2012	UCF 40, ECU 20	A
2014	UCF 32, ECU 30	H
2015	ECU 44, UCF 7	A
2016	UCF 47, ECU 29	H
2017	UCF 63, ECU 21	A
2018	UCF 37, ECU 10	H
2019	UCF 41, ECU 28	A
2020	UCF 51, ECU 28	H

#### USF

<b>USF 9, ECU 2</b>	<b>H: 0-5, A: 2-3, N: 0-1</b>	
2002	USF 46, ECU 30	H
2003	USF 38, ECU 37 (20T)	H
2004	USF 41, ECU 17	A
2006*	USF 24, ECU 7	N
2014	ECU 28, USF 21	A
2015	USF 22, ECU 17	H
2016	USF 38, ECU 22	A
2017	USF 61, ECU 31	H
2018	USF 20, ECU 13	A
2019	USF 45, ECU 20	H
2020	ECU 44, USF 24	A

\*2006 Papajohns.com Bowl

#### UTEP

<b>ECU 3, UTEP 1</b>	<b>H: 2-0, A: 1-1</b>	
2007	ECU 45, UTEP 42 (OT)	A
2008	ECU 53, UTEP 21	H
2011	UTEP 22, ECU 17	A
2012	ECU 28, UTEP 18	H

#### Virginia

<b>ECU 2, Virginia 1</b>	<b>H: 1-0, A: 1-1</b>	
1975	ECU 61, Virginia 10	A
2006	ECU 31, Virginia 21	H
2008	Virginia 35, ECU 20	A

#### Virginia Tech

<b>Virginia Tech 15, ECU 7</b>	<b>H: 3-7, A: 3-7, N: 1-1</b>	
1956	VT 37, ECU 2	N
1987	ECU 32, VT 23	A
1988	VT 27, ECU 16	A
1989	ECU 14, VT 10	H
1990	VT 24, ECU 23	H
1991	ECU 24, VT 17	A
1992	ECU 30, VT 27	H
1993	VT 31, ECU 12	A
1994	VT 27, ECU 20	H
1996	VT 35, ECU 14	A
1998	VT 38, ECU 3	A
2000	VT 45, ECU 28	H
2007	VT 17, ECU 7	A
2008	ECU 27, VT 22	N
2009	VT 16, ECU 3	H
2010	VT 49, ECU 27	A
2011	VT 17, ECU 10	H
2013	VT 15, ECU 10	H
2014	ECU 28, VT 21	A
2015	ECU 35, VT 28	H
2016	VT 54, ECU 17	A
2017	VT 64, ECU 17	H

#### Wake Forest

<b>Wake Forest 6, ECU 2</b>	<b>H: 2-2, A: 0-4</b>	
1963	ECU 20, WFU 10	H
1979	WFU 23, ECU 20	A
1997	ECU 25, WFU 24	H
2001	WFU 21, ECU 19	H
2002	WFU 27, ECU 22	A
2003	WFU 34, ECU 16	A
2004	WFU 31, ECU 17	H
2005	WFU 44, ECU 34	A

#### Washington

<b>Washington 1, ECU 0</b>	<b>H: 0-0, A: 0-1</b>	
1993	Washington 35, ECU 0	A


#### West Virginia

<b>West Virginia 19, ECU 3</b>	<b>H: 2-5, A: 0-14, N: 1-0</b>	
1970	WVU 28, ECU 14	H
1971	WVU 44, ECU 21	A
1981	WVU 20, ECU 3	A
1982	WVU 30, ECU 3	A
1986	WVU 24, ECU 21	H
1987	WVU 49, ECU 0	A
1988	WVU 30, ECU 10	H
1992	WVU 41, ECU 28	A
1995	ECU 23, WVU 20	H
1996	WVU 10, ECU 9	A
1997	WVU 24, ECU 17	A
1999	ECU 30, WVU 23	N
2000	WVU 42, ECU 24	A
2002	WVU 37, ECU 17	A
2003	WVU 48, ECU 7	H
2004	WVU 56, ECU 23	A
2005	WVU 20, ECU 15	A
2006	WVU 27, ECU 10	H
2007	WVU 48, ECU 7	A
2008	ECU 24, WVU 3	H
2009	WVU 35, ECU 20	A
2017	WVU 56, ECU 20	A



T.J. Lee's blocked punt and subsequent 27-yard TD return with just 1:52 remaining lifted ECU to a 27-22 victory over No. 17 Virginia Tech at Charlotte's Bank of America Stadium in the 2008 opener.

# BOWL HISTORY



# Bowl History

## All-Time Bowl Game Record: 9-11

### 1952 Lions Bowl

*Clarion 13, East Carolina 6*

### 1954 Elks Bowl

*Morris-Harvey 12, East Carolina 0*

### 1963 Eastern Bowl

*East Carolina 27, Northeastern 6*

### 1964 Tangerine Bowl

*East Carolina 14, Massachusetts 13*

### 1965 Tangerine Bowl

*East Carolina 31, Maine 0*

### 1978 Independence Bowl

*East Carolina 35, Louisiana Tech 13*

### 1992 Peach Bowl

*East Carolina 37, NC State 34*

### 1994 St. Jude Liberty Bowl

*Illinois 30, East Carolina 0*

### 1995 St. Jude Liberty Bowl

*East Carolina 19, Stanford 13*

### 1999 Mobile Alabama Bowl

*TCU 28, East Carolina 14*

### 2000 galleryfurniture.com Bowl

*East Carolina 40, Texas Tech 27*

### 2001 GMAC Bowl

*Marshall 64, East Carolina 61 (2OT)*

### 2006 Papajohns.com Bowl

*South Florida 24, East Carolina 7*

### 2007 Sheraton Hawai'i Bowl

*East Carolina 41, Boise State 38*

### 2009 AutoZone Liberty Bowl

*Kentucky 25, East Carolina 19*

### 2010 AutoZone Liberty Bowl

*Arkansas 20, East Carolina 17 (OT)*

### 2010 Military Bowl

*Maryland 51, East Carolina 20*

### 2012 R+L Carriers New Orleans Bowl

*UL-Lafayette 43, East Carolina 34*

### 2013 Beef 'O' Brady's Bowl

*East Carolina 37, Ohio 20*

### 2015 Birmingham Bowl

*Florida 28, East Carolina 20*

## Lions Bowl

### Clarion 13, East Carolina 6

*December 13, 1952 • Salisbury, N.C.*

Clarion	6	0	7	0	-	13
East Carolina	6	0	0	0	-	6

CSTC–Sandusky 30 pass from Bevevino (kick blocked)

ECC–Siler 1 run (kick failed)

CSTC–Czap 7 run (Wisniewski kick)

Team Statistics	CSTC	ECC
First Downs	11	15
<b>Rushing Yardage</b>	<b>59</b>	<b>133</b>
<b>Passing Yardage</b>	<b>189</b>	<b>71</b>
<b>TOTAL OFFENSE</b>	<b>248</b>	<b>204</b>
Fumbles Lost	2	1
Punts-Avg	6-31	6-31
Penalties-Yards	45	45

## Elks Bowl

### Morris-Harvey 12, East Carolina 0

*January 2, 1954 • Greenville, N.C.*

Morris-Harvey	6	6	0	0	-	12
East Carolina	0	0	0	0	-	0

MH–Fetty 3 run (run failed)

MH–Spenik 28 pass from Maxwell (kick failed)

Team Statistics	MH	ECC
First Downs	10	13
<b>Rushing Yardage</b>	<b>118</b>	<b>98</b>
<b>Passing Yardage</b>	<b>63</b>	<b>82</b>
<b>TOTAL OFFENSE</b>	<b>181</b>	<b>180</b>
Passes (Comp-Att-Int)	3-7-4	10-24-0
Fumbles Lost	1	1
Punts-Avg	8-34	5-33
Penalties-Yards	25	60

## Eastern Bowl

### East Carolina 27, Northeastern 6

*December 14, 1963 • Allentown, Pa.*

Northeastern	0	0	6	0	-	6
East Carolina	6	0	7	14	-	27

ECC–Michel 15 run (pass failed)

NU–FG St. Victor 48

NU–FG St. Victor 38

ECC–Michel 82 run (Royster kick)

ECC–Rudisill 81 pass from Cline (Royster kick)

ECC–Allen 17 pass from Bovender (Royster kick)

Team Statistics	NU	ECC
First Downs	14	15
<b>Rushing Yardage</b>	<b>150</b>	<b>309</b>
<b>Passing Yardage</b>	<b>92</b>	<b>161</b>
<b>TOTAL OFFENSE</b>	<b>242</b>	<b>470</b>
Passes (Comp-Att-Int)	6-12-3	8-26-0
Fumbles Lost	0	2
Punts-Avg	2-28	5-26
Penalties-Yards	25	25



*East Carolina made consecutive appearances at the Tangerine Bowl under head coach Clarence Stasavich. The Pirates enter the field on the way to a 14-13 win over Massachusetts in 1964 before following with a 31-0 shutout of Maine a year later*

## Tangerine Bowl

**East Carolina 14, Massachusetts 13**  
*December 12, 1964 • Orlando, Fla.*

Massachusetts	0	7	6	0	-	13
East Carolina	0	0	6	8	-	14

UM-Palm 13 pass from Whelchel (Whelchel kick)

UM-Palm 61 pass from Whelchel (kick failed)

ECC-Richardson 3 run (pass failed)

ECC-Cline 9 run (Crane pass from Cline)

Team Statistics	UMASS	ECC
First Downs	6	8
<b>Rushing Yardage</b>	<b>135</b>	<b>153</b>
<b>Passing Yardage</b>	<b>153</b>	<b>192</b>
<b>TOTAL OFFENSE</b>	<b>288</b>	<b>345</b>
Passes (Comp-Att-Int)	9-15-2	10-19-1

## Tangerine Bowl

**East Carolina 31, Maine 0**  
*December 11, 1965 • Orlando, Fla.*

Maine	0	0	0	0	-	0
East Carolina	0	10	14	7	-	31

ECC-FG Kriz 24

ECC-Abernathy 35 pass from Richardson (Kriz kick)

ECC-Alexander 1 run (Kriz kick)

ECC-Grimes 5 pass from Alexander (Kriz kick)

ECC-Alexander 55 run (Kriz kick)

Team Statistics	MAINE	ECC
First Downs	9	18
<b>Rushing Yardage</b>	<b>66</b>	<b>171</b>
<b>Passing Yardage</b>	<b>86</b>	<b>184</b>
<b>TOTAL OFFENSE</b>	<b>152</b>	<b>355</b>
Passes (Comp-Att-Int)	7-26-4	13-26-1
Fumbles Lost	2	3
Punts-Avg	8-38	5-40
Penalties-Yards	50	59


The Pirates faced the Bulldogs in Shreveport to mark East Carolina's first modern era bowl appearance.



## Independence Bowl

East Carolina 35, Louisiana Tech 13  
December 16, 1978 • Shreveport, La.

Attendance: 18,200



East Carolina	14	7	7	7	-	35
Louisiana Tech	0	10	3	0	-	13

### First Quarter

ECU—Collins 3 run (Lamm kick)  
ECU—Green 1 run (Lamm kick)

### Second Quarter

ECU—Collins 1 run (Lamm kick)  
LT—Spruiell 32 pass from Thibodeaux (Swilley kick)  
LT—FG Swilley 36

### Third Quarter

ECU—Sutton 45 run (Lamm kick)  
LT—FG Swilley 24

### Fourth Quarter

ECU—Hicks 2 run (Lamm kick)

Team Statistics	ECU	LA. TECH
First Downs	17	18
<b>Rushing Yardage</b>	<b>278</b>	<b>12</b>
<b>Passing Yardage</b>	<b>54</b>	<b>263</b>
<b>TOTAL OFFENSE</b>	<b>332</b>	<b>275</b>
Passes (Comp-Att-Int)	4-13-0	18-52-3
Return Yardage	97	6
Fumbles Lost	2	4
Punts-Avg	7-30	5-42
Penalties-Yards	65	0

### Individual Leaders

**RUSHING:** ECU - Sutton 17-143. LT - Clark 6-28.

**PASSING:** ECU - Green 4-13-0, 54. LT - Barkley 12-39-3, 160; Thibodeaux 6-13-0, 103.

**RECEIVING:** ECU - Gallaher 3-33. LT - Spruiell 7-130.

# Peach Bowl

**East Carolina 37, NC State 34**  
**January 1, 1992 • Atlanta, Ga.**

Attendance: 59,332



NC State	7	7	13	7	-	34
East Carolina	7	10	0	20	-	37

## First Quarter

NCSU—Downs 2 run (Hartman kick)

ECU—Van Buren 5 pass from Blake (Brenner kick)

## Second Quarter

NCSU—Harrison 4 pass from Jordan (Hartman kick)

ECU—FG Brenner 27

ECU—Gallimore 55 pass from Blake (Brenner kick)

## Third Quarter

NCSU—Hinton 14 pass from Jordan (Hartman kick)

NCSU—Manior 1 run (kick blocked)

## Fourth Quarter

NCSU—Davenport 52 pass from George (Hartman kick)

ECU—Blake 2 run (Brenner kick)

ECU—Johnson 17 pass from Blake (run failed)

ECU—Fisher 22 pass from Blake (Brenner kick)

Team Statistics	NCSU	ECU
First Downs	20	24
<b>Rushing Yardage</b>	<b>186</b>	<b>42</b>
<b>Passing Yardage</b>	<b>197</b>	<b>378</b>
<b>TOTAL OFFENSE</b>	<b>383</b>	<b>420</b>
Passes (Comp-Att-Int)	16-24-1	31-51-3
Return Yardage	38	53
Fumbles-Lost	1-1	4-1
Punts-Avg	8-36	4-42
Penalties-Yards	5-34	8-45

## Individual Leaders

**RUSHING:** ECU - Van Buren 11-65. NCSU - Barbour 23-90, Downs 10-63.

**PASSING:** ECU - Blake 31-51-3, 378. NCSU - Jordan 15-23-1, 145.

**RECEIVING:** ECU - Fisher 12-144, Johnson 6-56, Gallimore 5-113, Van Buren 5-30. NCSU - Davenport 6-118, Williams 4-30.



*Tight End Luke Fisher set a then-Peach Bowl record with 12 receptions, including a game-winning 22-yarder from Jeff Blake with 1:32 to play as the Pirates rallied past NC State at Atlanta-Fulton County Stadium.*

## St. Jude Liberty Bowl

Illinois 30, East Carolina 0  
December 31, 1994 • Memphis, Tenn.

Attendance: 33,280



Illinois	14	10	6	0	-	30
East Carolina	0	0	0	0	-	0

### First Quarter

UI-Dilger 17 pass from Johnson (Richardson kick)  
UI-Strong 73 pass from Johnson (Richardson kick)

### Second Quarter

UI-FG Richardson 21  
UI-Dulick 5 pass from Johnson (Richardson kick)

### Third Quarter

UI-Douthard 9 pass from Johnson (kick failed)

Team Statistics	UI	ECU
First Downs	18	17
<b>Rushing Yardage</b>	<b>134</b>	<b>92</b>
<b>Passing Yardage</b>	<b>255</b>	<b>179</b>
<b>TOTAL OFFENSE</b>	<b>389</b>	<b>271</b>
Passes (Comp-Att-Int)	20-34-0	20-41-4
Return Yardage	42	23
Fumbles-Lost	0-0	1-1
Punts-Avg	6-39	5-41
Penalties-Yards	15-164	6-40

### Individual Leaders

**RUSHING:** UI - Douthard 13-52, Holcombe 12-46. ECU - Smith 15-46, McPhail 4-38.


**PASSING:** UI - Johnson 18-30-0, 250. ECU - Crandell 20-41-4, 179.

**RECEIVING:** UI - Dilger 7-60, Strong 3-96, Dulick 3-30. ECU - Nichols 6-55, Richards 4-25, Williams 3-33.

## St. Jude Liberty Bowl

East Carolina 19, Stanford 13  
December 30, 1995 • Memphis, Tenn.

Attendance: 47,398



Stanford	0	7	6	0	-	13
East Carolina	7	9	0	3	-	19

### First Quarter

ECU-Hart 39 interception return (Holcomb kick)

### Second Quarter

ECU-FG Holcomb 46  
ECU-FG Holcomb 26  
STAN-Salina 1 run (Abrams kick)  
ECU-FG Holcomb 41

### Third Quarter

STAN-Ellis 2 blocked punt (kick failed)

### Fourth Quarter

ECU-FG Holcomb 34

Team Statistics	STAN	ECU
First Downs	11	18
<b>Rushing Yardage</b>	<b>72</b>	<b>129</b>
<b>Passing Yardage</b>	<b>139</b>	<b>218</b>
<b>TOTAL OFFENSE</b>	<b>211</b>	<b>347</b>
Passes (Comp-Att-Int)	15-27-2	19-46-1
Return Yardage	48	57
Fumbles-Lost	2-2	0-0
Punts-Avg	7-37	6-29
Penalties-Yards	3-18	4-25

### Individual Leaders

**RUSHING:** STAN - Bookman 13-52, Mitchell 8-30. ECU - McPhail 27-92, Crandell 7-(-6).

**PASSING:** STAN - Butterfield 15-27-2, 139. ECU - Crandell 19-46-1, 218.

**RECEIVING:** STAN - Manning 3-42, Harris 3-37. ECU - Richards 5-59, Galloway 4-70.

## Mobile Alabama Bowl

TCU 28, East Carolina 14  
December 22, 1999 • Mobile, Ala.

Attendance: 34,200



TCU	7	14	0	7	-	28
East Carolina	7	0	7	0	-	14

### First Quarter

ECU—Powell 58 pass from Garrard (Miller kick)  
TCU—Tomlinson 2 run (Kaylakie kick)

### Second Quarter

TCU—Scarborough 21 pass from Printers (Kaylakie kick)  
TCU—Tomlinson 3 run (Kaylakie kick)

### Third Quarter

ECU—Wilson 13 run (Miller kick)

### Fourth Quarter

TCU—Gary 32 interception return (Kaylakie kick)

Team Statistics	TCU	ECU
First Downs	16	12
Rushing Yardage	186	-16
Passing Yardage	174	239
TOTAL OFFENSE	360	223
Passes (Comp-Att-Int)	13-19-1	20-37-1
Return Yardage	81	0
Fumbles-Lost	1-1	0-0
Punts-Avg	6-32	7-38
Penalties-Yards	8-80	3-15

### Individual Leaders

**RUSHING:** TCU - Tomlinson 36-124, Batteaux 6-37, Printers 7-27, Layne 1-(-2). ECU - Henry 4-22, Wilson 9-16, Alston 1-(-7), Stokes 2-(-14), Garrard 10-(-33).


**PASSING:** TCU - Printers 13-19-1, 174. ECU - Garrard 19-35-1, 191; Alston 1-2-0 48.

**RECEIVING:** TCU - Tomlinson 4-29, Scarborough 2-49, Maiden 2-41, Dunbar 2-16, Batteaux 1-17, James 1-13, Brown 1-9. ECU - Wilson 8-23, Chappell 5-116, Powell 2-67, Stokes 2-9, Floyd 1-11, Henry 1-9, Burns 1-4.

## galleryfurniture.com Bowl

East Carolina 40, Texas Tech 27  
December 27, 2000 • Houston, Texas

Attendance: 33,899



Texas Tech	0	7	7	13	-	27
East Carolina	20	14	6	0	-	40

### First Quarter

ECU—Garrard 6 run (kick blocked), 11:31  
ECU—Stokes 71 punt return (Miller kick), 7:51  
ECU—Henry 1 run (Miller kick), 4:26

### Second Quarter

ECU—Collier 44 pass from Garrard (Miller kick), 14:16  
ECU—Henry 1 run (Miller kick), 4:27  
TTU—Dorris 7 pass from Kingsbury (Birkholz kick), 1:39

### Third Quarter

TTU—Jones 65 pass from Kingsbury (Birkholz kick), 13:11  
ECU—FG Miller 36, 8:44  
ECU—FG Miller 35, 3:52

### Fourth Quarter

TTU—Roberts 17 pass from Kingsbury (Birkholz kick), 14:41  
TTU—Dorris 3 pass from Kingsbury (pass failed), 6:44

Team Statistics	TTU	ECU
First Downs	18	25
Rushing Yardage	62	252
Passing Yardage	307	229
TOTAL OFFENSE	369	481
Passes (Comp-Att-Int)	31-49-2	17-27-2
Return Yardage	41	82
Fumbles-Lost	1-0	4-3
Punts-Avg	6-41	3-34
Penalties-Yards	4-23	4-40

### Individual Leaders

**RUSHING:** TTU - R. Williams 9-55, S. Williams 2-18, Munlin 2-5, Kingsbury 10-(-16). ECU - Henry 20-92, Burns 6-52, Stokes 2-33, Garrard 13-33, Gilliam 3-24, Brown 3-11, Helms 2-9, Harris 1-0, Team 2-(-2).

**PASSING:** TTU - Kingsbury 31-49-2, 307. ECU - Garrard 17-27-1, 229.

**RECEIVING:** TTU - Dorris 7-53, Jones 6-147, Baker 4-52, S. Williams 4-(-7), Welker 3-13, Roberts 2-23, Francis 2-13, R. Williams 2-5, Scovell 1-8. ECU - Stokes 5-46, Harris 3-76, Burns 2-18, Copper 2-12, Collier 1-44, Morris 1-13, Powell 1-11, Harris 1-6, Floyd 1-3.

## GMAC Bowl

Marshall 64, East Carolina 61 (2OT)  
December 19, 2001 • Mobile, Ala.

Attendance: 40,139



Marshall	0	8	28	15	(7)	(6)	-	64
East Carolina	21	17	3	10	(7)	(3)	-	61

### First Quarter

ECU-Hunt 12 interception return (Miller kick), 14:03  
ECU-Steward 43 fumble return (Miller kick), 11:39w  
ECU-Garrard 9 run (Miller kick), 6:48

### Second Quarter

ECU-FG Miller 25, 9:06  
MU-Watts 35 pass from Leftwich (Buggs run), 6:35  
ECU-Henry 7 run (Miller kick), 6:00  
ECU-Garrard 6 run (Miller kick), 4:47

### Third Quarter

MU-Street 25 interception return (Head kick), 14:37  
MU-Leftwich 9 run (Head kick), 12:23  
ECU-FG Miller 22, 8:34  
MU-Tarpley 25 interception return (Head kick), 5:21  
MU-Wallace 15 run (Head kick), 1:00

### Fourth Quarter

ECU-FG Miller 32, 10:43  
MU-Marriott 30 pass from Leftwich (pass failed), 6:15  
ECU-Henry 55 run (Miller kick), 5:00  
MU-FG Head 27  
MU-Watts 11 pass from Leftwich (kick failed), 0:07

### First Overtime

MU-Wallace 2 run (Head kick)  
ECU-Henry 25 run (Miller kick)

### Second Overtime

ECU-FG Miller 37  
MU-Davis 8 pass from Leftwich

Team Statistics	MU	ECU
First Downs	36	23
Rushing Yardage	73	331
Passing Yardage	576	161
TOTAL OFFENSE	649	492
Passes (Comp-Att-Int)	41-70-2	11-23-2
Return Yardage	55	67
Fumbles-Lost	3-2	1-1
Punts-Avg	4-36	4-38
Penalties-Yards	7-59	5-32

## Papajohns.com Bowl

South Florida 24, East Carolina 7  
December 23, 2006 • Birmingham, Ala.

Attendance: 32,023



South Florida	14	10	0	0	-	24
East Carolina	7	0	0	0	-	7

### First Quarter

USF-Benjamin Williams 16 run (Delbert Alvarado kick), 13:53  
USF-Williams 1 run (Alvarado kick), 8:43  
ECU-Bobby Good 48 pass from James Pinkney (Ben Hartman kick), 5:04

### Second Quarter

USF-Amarri Jackson 37 pass from Matt Grothe (Alvarado kick), 12:51  
USF-Alvarado 38 field goal, 6:31

Team Statistics	USF	ECU
First Downs	12	22
Rushing Yardage	156	54
Passing Yardage	130	263
TOTAL OFFENSE	286	317
Passes (Comp-Att-Int)	12-18-0	18-44-0
Return Yardage	66	113
Fumbles-Lost	1-1	3-2
Punts-Avg	6-36.8	6-42.0
Penalties-Yards	6-60	3-25

### Individual Leaders

**RUSHING:** USF - Williams 17-67, 2 TD, Julmiste 12-53, Grothe 7-15.  
ECU - Lindsay 12-85, Good 1-11, Allison 1-(-5).  
**PASSING:** USF - Grothe 10-6-0, 81, 1 TD; Julmiste 8-6-0, 49. ECU - Pinkney 25-8-0, 125, 1 TD; Kass 19-10-0, 138.  
**RECEIVING:** USF - Randolph 2-27, Hill 2-22, Johnson 2-5, Jackson 1-37, 1 TD. ECU - Good 5-116, 1 TD, Roach 3-45, Bryant 3-26, Allison 3-24, Fractious 1-26, Rogers 1-17.

Patrick Pinkney and ECU topped the Broncos on a late field goal to claim its first postseason victory since 2000.



## Sheraton Hawai'i Bowl

East Carolina 41, Boise State 38  
December 23, 2007 • Honolulu, Hawai'i

Attendance: 30,467



Boise State	7	7	10	14	-	38
East Carolina	10	21	7	3	-	41

### First Quarter

ECU—Ben Hartman 36 field goal, 8:22

BSU—Austin Smith 89 kickoff return (Kyle Brotzman kick), 8:10

ECU—Chris Johnson 68 run (Hartman kick), 4:25

### Second Quarter

ECU—Dominique Lindsay 3 run (Hartman kick), 12:31

ECU—Johnson 18 pass from Patrick Pinkney (Hartman kick), 8:51

BSU—Ryan Putnam 3 pass from Taylor Tharp (Brotzman kick), 4:18

ECU—Lindsay 3 run (Hartman kick), 0:33

### Third Quarter

ECU—Brandon Simmons 3 run (Hartman kick), 9:02

BSU—Jeremy Avery 25 pass from Tharp (Brotzman kick), 8:10

BSU—Brotzman 31 field goal, 3:11

### Fourth Quarter

BSU—D.J. Harper 1 run (Brotzman kick), 7:09

BSU—Marty Tadmán 47 fumble return (Brotzman kick), 1:25

ECU—Hartman 34 field goal, 0:00

Team Statistics	BSU	ECU
First Downs	22	22
Rushing Attempts	24	50
<b>Rushing Yards</b>	<b>98</b>	<b>322</b>
Attempts-Completions-Int.	44-30-2	22-13-0
<b>Passing Yards</b>	<b>270</b>	<b>154</b>
<b>TOTAL OFFENSE</b>	<b>368</b>	<b>476</b>
Punts-Average	4-42.2	7-43.1
Fumbles-Lost	3-2	2-1
Penalties-Yards	4-50	7-50
Sacks By-Yards	0-0	1-7
3rd Down Conversions	6-12	6-15
4th Down Conversions	0-0	1-1
Time of Possession	26:16	33:44

### Individual Leaders

**RUSHING:** BSU – J. Avery 10-69; I. Johnson 4-11; T. Young 1-8; T. Tharp 6-7; D. Harper 3-3, 1 TD. ECU – C. Johnson 28-223, 1 TD; P. Pinkney 11-53; D. Harris 3-24; D. Lindsay 4-8, 2 TD; R. Kass 2-6.

**PASSING:** BSU – T. Tharp 44-30-2, 270, 2 TD. ECU – P. Pinkney 19-12-0, 118, 1 TD; R. Kass 3-1-0, 36.

**RECEIVING:** BSU – A. Pettis 9-89; T. Young 7-47; J. Hawkins 5-35; J. Avery 4-43, 1 TD; T. Bissell 2-23. ECU – J. Bryant 6-78; C. Johnson 3-32, 1 TD; D. Harris 1-22; J. Sonnhalter 1-16; S. Rogers 1-6; J. Crowell 1-0.

## AutoZone Liberty Bowl

Kentucky 25, East Carolina 19  
January 2, 2009 • Memphis, Tenn.

Attendance: 56,125



Kentucky	0	3	13	9	-	25
East Carolina	3	13	3	0	-	19

### First Quarter

ECU—Ben Hartman 22 field goal, 5:24

### Second Quarter

ECU—Brandon Simmons 28 run (Hartman kick), 14:14

UK—Lones Seiber 21 field goal, 8:59

ECU—Darryl Freeney 80 pass from Patrick Pinkney (kick blocked), 8:47

### Third Quarter

UK—David Jones 99 kickoff return (kick blocked), 14:48

UK—Kyrus Lanxter 19 pass from Mike Hartline (Seiber kick), 8:13

ECU—Hartman 43 field goal, 0:06

### Fourth Quarter

UK—Seiber 34 field goal, 14:07

UK—Ventrell Jenkins 56 fumble return (kick blocked), 3:02

Team Statistics	UK	ECU
First Downs	16	17
Rushing Attempts	37	31
<b>Rushing Yards</b>	<b>106</b>	<b>101</b>
Attempts-Completions-Int.	31-19-1	36-18-0
<b>Passing Yards</b>	<b>204</b>	<b>296</b>
<b>TOTAL OFFENSE</b>	<b>310</b>	<b>397</b>
Punts-Average	6-41.8	8-47.8
Fumbles-Lost	1-0	2-1
Penalties-Yards	4-35	4-17
Sacks By-Yards	3-12	1-11
3rd Down Conversions	7-17	3-15
4th Down Conversions	1-1	0-1
Time of Possession	30:43	29:17

### Individual Leaders

**RUSHING:** UK – T. Dixon 28-89; A. Smith 5-28; J. Conner 1-1; M. Hartline 3(-12). ECU – B. Simmons 10-44, 1 TD; N. Whitley 7-31; J. Rogers 3-23; M. Bowman 1-3; P. Pinkney 10-0.


**PASSING:** UK – M. Hartline 31-19-1, 204, 1 TD. ECU – P. Pinkney 36-18-0, 296, 1 TD.

**RECEIVING:** UK – K. Lanxter 5-46, 1 TD; G. McCaskill 3-64; T. Dixon 3-17; A. Smith 3-11; E. Adeyemi 2-31; M. Grinter 1-16; T. Drake 1-15; J. Conner 1-4. ECU – D. Drew 5-120; D. Freeney 5-112, 1 TD; B. Simmons 3-23; M. Bowman 2-20; J. Womack 1-15; K. Gidrey 1-4; J. Rogers 1-2.

## AutoZone Liberty Bowl

Arkansas 20, East Carolina 17 (OT)  
January 2, 2010 • Memphis, Tenn.

Attendance: 62,742



Arkansas	0	0	17	0	(3)	-	20
East Carolina	0	10	7	0	(0)	-	17

### Second Quarter

ECU—Dominique Lindsay 3 run (Ben Hartman kick), 7:03

ECU—Hartman 33 field goal, 0:53

### Third Quarter

UA—Alex Tejada 25 field goal, 10:41

UA—Tramain Thomas 37 interception return (Tejada kick), 9:04

ECU—Dwayne Harris 13 pass from Patrick Pinkney (Hartman kick), 5:52

UA—Jarius Wright 41 pass from Ryan Mallett (Tejada kick), 5:16

### Overtime

UA—Tejada 37 field goal, 15:00

Team Statistics	UA	ECU
First Downs	10	24
Rushing Attempts	20	55
<b>Rushing Yards</b>	<b>81</b>	<b>184</b>
Attempts-Completions-Int.	36-15-0	33-17-2
<b>Passing Yards</b>	<b>202</b>	<b>209</b>
<b>TOTAL OFFENSE</b>	<b>283</b>	<b>393</b>
Punts-Average	7-35.9	6-39.8
Fumbles-Lost	3-1	2-1
Penalties-Yards	4-25	4-10
Sacks By-Yards	3-31	0-0
3rd Down Conversions	0-13	8-19
4th Down Conversions	1-3	0-0
Time of Possession	22:05	37:55

### Individual Leaders

**RUSHING:** UA – B. Green 11-50; D. Johnson 4-21; R. Mallett 1-6; K. Davis 2-3; R. Wingo 2-1. ECU – D. Lindsay 33-151, 1 TD; G. Ruffin 13-44; J. Rogers 2-9; P. Pinkney 7(-20).

**PASSING:** UA – R. Mallett 36-15-0, 202, 1 TD. ECU – P. Pinkney 33-17-2, 209, 1 TD.

**RECEIVING:** UA – J. Wright 4-90, 1 TD; G. Childs 3-32; L. Crawford 2-17; D. Johnson 2-8; B. Green 1-17; J. Adams 1-15; D. Williams 1-12; C. Hamilton 1-11. ECU – D. Freeney 6-94; D. Harris 4-64, 1 TD; A. Bodenheimer 2-15; M. Bowman 2-11; D. Lindsay 1-13; K. Gidrey 1-7; J. Bryant 1-5.

## Military Bowl

Maryland 51, East Carolina 20  
December 29, 2010 • Washington, D.C.

Attendance: 38,062



East Carolina	0	3	10	7	-	20
Maryland	6	10	21	14	-	51

### First Quarter

UM-Kevin Dorsey 45 pass from Danny O'Brien (kick blocked), 10:35

### Second Quarter

UM-Travis Baltz 23 field goal, 9:46

ECU-Mike Barbour 37 field goal, 6:08

UM-D.J. Adams 1 run (Baltz kick), 2:57

### Third Quarter

UM-Adams 1 run (Baltz kick), 13:13

ECU-Lance Lewis 20 pass from Dominique Davis (Barbour kick), 9:51

UM-Adams 1 run (Baltz kick), 4:32

ECU-Barbour 31 field goal, 1:18

UM-Da'Rel Scott 61 run (Baltz kick), 1:00

### Fourth Quarter

UM-Scott 91 run (Baltz kick), 11:20

UM-Adams 4 run (Baltz kick), 4:41

ECU-Justin Jones 14 pass from Brad Wornick (Barbour kick), 1:43

Team Statistics	ECU	UM
First Downs	19	18
Rushing Attempts	21	38
<b>Rushing Yards</b>	<b>32</b>	<b>297</b>
Attempts-Completions-Int.	62-39-2	22-13-2
<b>Passing Yards</b>	<b>311</b>	<b>181</b>
<b>TOTAL OFFENSE</b>	<b>343</b>	<b>478</b>
Punts-Average	4-35.2	3-36.7
Fumbles-Lost	2-2	1-0
Penalties-Yards	15-120	11-98
Sacks By-Yards	0-0	1-13
3rd Down Conversions	7-19	5-11
4th Down Conversions	1-3	1-1
Time of Possession	30:13	29:47

### Individual Leaders

**RUSHING:** ECU-G. Ruffin 11-27; M. Dobson 1-4; M. Bowman 1-4; N. Whitley 1-4; J. Williams 1-1; D. Davis 5-(-1); D. Harris 1-(-7). UM-D. Scott 13-200, 2 TD; D. Meggett 7-62; D. Adams 13-35, 4 TD; T. Watson 2-2; R. Moore 2-1; T. Smith 1-(-3).


**PASSING:** ECU-D. Davis 57-35-2, 268, 1 TD; B. Wornick 5-4-0, 43, 1 TD. UM-D. O'Brien 22-13-2, 181, 1 TD.

**RECEIVING:** ECU-L. Lewis 11-137, 1 TD; D. Harris 8-68; A. Bodenheimer 5-43; J. Jones 4-60, 1 TD; J. Williams 4-(-8); G. Ruffin 3-4; M. Bowman 2-(-1). UM-D. Meggett 2-52; K. Dorsey 2-50, 1 TD; M. Furstenburg 2-40; K. Boykins 2-14; T. Smith 2-10; T. Logan 1-7; T. Watson 1-5.

## R+L Carriers New Orleans Bowl

UL-Lafayette 43, East Carolina 34  
December 22, 2012 • New Orleans, La.

Attendance: 48,828



East Carolina	0	21	10	3	-	34
UL-Lafayette	7	24	6	6	-	43

### First Quarter

UL-Terrance Broadway 12 run (Brett Baer kick), 8:10

### Second Quarter

UL-Harry Peoples 10 run (Baer kick), 14:17

ECU-Reggie Bullock 5 run (Warren Harvey kick), 12:48

UL-Alonzo Harris 6 run (Baer kick), 11:07

UL-Harris 68 run (Baer kick), 7:05

ECU-Justin Hardy 19 pass from Shane Carden (Harvey kick), 3:09

ECU-Danny Webster 16 pass from Carden (Harvey kick), 2:56

UL-Baer 50 field goal, 0:00

### Third Quarter

ECU-Harvey 45 field goal, 9:46

ECU-Bullock 13 run (Harvey kick), 5:57

UL-Javone Lawson 14 pass from Broadway (kick blocked), 3:07

### Fourth Quarter

ECU-Harvey 26 field goal, 13:36

UL-Baer 25 field goal, 3:11

UL-Baer 39 field goal, 0:10

Team Statistics	ECU	UL
First Downs	24	25
Rushing Attempts	30	42
<b>Rushing Yards</b>	<b>143</b>	<b>267</b>
Attempts-Completions-Int.	43-25-1	35-22-1
<b>Passing Yards</b>	<b>278</b>	<b>324</b>
<b>TOTAL OFFENSE</b>	<b>421</b>	<b>591</b>
Punts-Average	6-46.3	5-42.4
Fumbles-Lost	1-0	1-1
Penalties-Yards	0-0	4-50
Sacks By-Yards	1-5	1-3
3rd Down Conversions	6-16	8-15
4th Down Conversions	1-2	0-0
Time of Possession	27:17	32:43

### Individual Leaders

**RUSHING:** ECU-R. Bullock 17-104, 2 TD; V. Cooper 9-19; J. Solomon 1-19; S. Carden 3-1. UL-A. Harris 21-120, 2 TD; T. Broadway 15-108, 1 TD; B. Gautier 1-6; H. Peoples 1-10, 1 TD; T. Pierce 2-10.

**PASSING:** ECU-S. Carden 42-25-1, 278, 2 TD; J. Hardy 1-0-0, 0. UL-T. Broadway 32-21-1, 316, 1 TD; B. Gautier 2-1-0, 8.

**RECEIVING:** ECU-A. Bodenheimer 5-65; J. Hardy 5-59, 1 TD; D. Webster 4-42, 1 TD; J. Solomon 3-56; D. Harris 2-14; V. Cooper 2-3; R. Wiggins 1-18. UL-J. Robinson 6-116; J. Lawson 4-71, 1 TD; H. Peoples 3-43; I. Thompson 3-27; B. Brown 2-30; E. Reed 1-16; D. Surgent 1-10.

The Pirates celebrate their Beef 'O' Brady's Bowl win at Tropicana field.



## Beef 'O' Brady's Bowl

East Carolina 37, Ohio 20  
December 23, 2013 • St. Petersburg, Fla.

Attendance: 20,053



Ohio	0	14	3	3	-	20
East Carolina	14	3	0	20	-	37

### First Quarter

ECU—Cam Worthy 5 pass from Shane Carden (Warren Harvey kick), 10:45

ECU—Breon Allen 2 run (Harvey kick), 0:27

### Second Quarter

OHIO—Daz' Patterson 17 pass from Tyler Tettleton (Josiah Yazdani kick), 14:39

OHIO—Donte Foster 80 pass from Derris Vick (Yazdani kick), 9:54

ECU—Harvey 41 field goal, 1:01

### Third Quarter

OHIO—Yazdani 29 field goal, 6:42

### Fourth Quarter

OHIO—Yazdani 28 field goal, 13:34

ECU—Vintavious Cooper 31 run (Harvey kick), 9:45

ECU—Carden 14 pass from Worthy (Harvey kick), 7:29

ECU—Cooper 22 run (kick blocked), 1:55

Team Statistics	OHIO	ECU
First Downs	21	30
Rushing Attempts	37	41
<b>Rushing Yards</b>	<b>107</b>	<b>281</b>
Attempts-Completions-Int.	44-24-3	46-30-0
<b>Passing Yards</b>	<b>328</b>	<b>287</b>
<b>TOTAL OFFENSE</b>	<b>435</b>	<b>568</b>
Punts-Average	6-42.5	5-43.8
Fumbles-Lost	1-0	1-0
Penalties-Yards	5-60	9-75
Sacks By-Yards	2-16	3-17
3rd Down Conversions	8-22	7-16
4th Down Conversions	1-1	0-2
Time of Possession	26:36	33:24

### Individual Leaders

**RUSHING:** OHIO—B. Blankenship 21-66; D. Patterson 10-28; T. Tettleton 4-14; D. Vick 2-(-1). ECU—V. Cooper 25-198, 2 TD; B. Allen 6-43, 1 TD; S. Carden 10-40.

**PASSING:** OHIO—T. Tettleton 40-21-3, 228, 1 TD; D. Vick 3-3-0, 100, 1 TD; L. Smith 1-0-0, 0. ECU—S. Carden 45-29-0, 273, 1 TD; C. Worthy 1-1-0, 14, 1 TD.

**RECEIVING:** OHIO—D. Foster 6-160, 1 TD; D. Patterson 6-77, 1 TD; C. Cochran 5-33; L. Smith 2-37; J. Reid 2-5; T. Mangen 1-6; I. Dixon 1-6; T. Hill 1-4. ECU—J. Hardy 9-66; I. Jones 8-48; V. Cooper 3-22; C. Worthy 2-42, 1 TD; B. Williams 2-27; Z. Pasut 2-23; R. Wiggins 2-20; B. Allen 1-25; S. Carden 1-14, 1 TD.

**SHANE CARDEN**  
*Birmingham Bowl  
 Individual Game  
 Records*

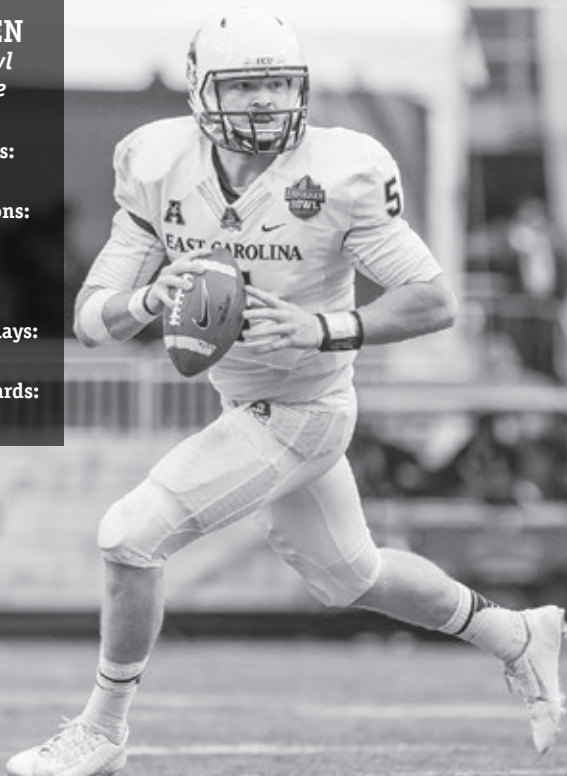
**Most Pass Attempts:**  
 66 vs. Florida

**Most Pass Completions:**  
 34 vs. Florida

**Most Pass Yards:**  
 427 vs. Florida

**Most Total Offense Plays:**  
 75 vs. Florida

**Most Total Offense Yards:**  
 413 vs. Florida



**Birmingham Bowl**

**Florida 28, East Carolina 20**  
*January 3, 2015 • Birmingham, Ala.*

Attendance: 30,083



East Carolina	7	0	10	3	-	20
Florida	7	14	7	0	-	28

**First Quarter**

**ECU—Justin Hardy 3 pass from Shane Carden (Warren Harvey kick), 7:06**

UF—Brian Poole 29 interception return (Austin Hardin kick), 3:09

**Second Quarter**

UF—Adam Lane 2 run (Hardin kick), 14:56

UF—Brandon Powell 13 pass from Treon Harris (Hardin kick), 6:23

**Third Quarter**

**ECU—Cam Worthy 4 pass from Carden (Harvey kick), 12:51**

UF—Ahmad Fulwood 86 pass from Harris (Ardin kick), 11:20

**ECU—Harvey 24 field goal, 6:10**

**Fourth Quarter**

**ECU—Harvey 24 field goal, 11:55**

Team Statistics	ECU	UF
First Downs	32	15
Rushing Attempts	33	4
<b>Rushing Yards</b>	<b>109</b>	<b>168</b>
Attempts-Completions-Int.	68-34-2	28-13-1
<b>Passing Yards</b>	<b>427</b>	<b>171</b>
<b>TOTAL OFFENSE</b>	<b>536</b>	<b>339</b>
Punts-Average	6-44.5	8-42.9
Fumbles-Lost	2-1	2-2
Penalties-Yards	5-35	6-40
Sacks By-Yards	2-7	4-34
3rd Down Conversions	8-20	8-17
4th Down Conversions	0-2	0-0
Time of Possession	32:23	27:37

**Individual Leaders**

**RUSHING:** ECU—C. Hairston 17-73; A. Scott 5-44; K. Benkert 2-6; S. Carden 9-(-14). **UF**—A. Lane 16-109, 1 TD; T. Harris 10-41; M. Brown 8-21; J. Driskel 3-7; K. Taylor 4-0.

**PASSING:** ECU—S. Carden 66-34-2, 427, 2 TD; J. Hardy 1-0-0, 0; I. Jones 1-0-0, 0. **UF**—T. Harris 11-5-1, 123, 2 TD; J. Driskel 17-8-0, 48.

**RECEIVING:** ECU—J. Hardy 11-160, 1 TD; C. Worthy 8-130, 1 TD; I. Jones 6-64; J. Williams 3-24; D. Grayson 2-36; Q. Johnson 1-5; B. Williams 1-5; S. Baggett 1-2; A. Scott 1-1. **UF**—D. Robinson 6-36; B. Powell 3-20, 1 TD, A. Fulwood 1-86, 1 TD; C. Burton 1-18; Q. Dunbar 1-6; C. Thompson 1-5.

# ECU Bowl Records



Chris Johnson rushed for an East Carolina bowl-record 223 yards against No. 24 Boise State to help the Pirates to a thrilling 41-38 victory in the 2007 Sheraton Hawai'i Bowl at Aloha Stadium in Honolulu. Johnson, who was selected by the Tennessee Titans in the first round of the NFL Draft four months later, also established a new NCAA bowl standard with 408 all-purpose yards after racking up 153 kickoff return and 32 reception yards against the Broncos.

## Total Offense

<b>Most Plays</b>	75	Shane Carden, 2015 Birmingham Bowl vs. Florida
<b>Most Net Yards</b>	413	Shane Carden, 2015 Birmingham Bowl vs. Florida

## Rushing

<b>Most Rushes</b>	31	Dave Alexander, 1965 Tangerine Bowl vs. Maine
<b>Most Net Yards</b>	223	Chris Johnson, 2007 Sheraton Hawai'i Bowl vs. Boise State
<b>Most TD Rushes</b>	3	Leonard Henry, 2001 GMAC Bowl vs. Marshall

## Passing

<b>Most Attempts</b>	66	Shane Carden, 2015 Birmingham Bowl vs. Florida
<b>Most Completions</b>	35	Dominique Davis, 2010 Military Bowl vs. Maryland
<b>Most Net Yards</b>	427	Shane Carden, 2015 Birmingham Bowl vs. Florida
<b>Most TD Passes</b>	4	Jeff Blake, 1992 Peach Bowl vs. NC State

## Receiving

<b>Most Receptions</b>	12	Luke Fisher, 1992 Peach Bowl vs. NC State
<b>Most Net Yards</b>	160	Justin Hardy, 2015 Birmingham Bowl vs. Florida
<b>Most TD Receptions</b>	1	by 17 players, last by Cam Worthy, 2015 Birmingham Bowl vs. Florida

## Punt Returns

<b>Longest</b>	71 (TD)	Keith Stokes, 2000 galleryfurniture.com Bowl vs. Texas Tech
----------------	---------	--


## Kickoff Returns

<b>Longest</b>	47	Dion Johnson, 1992 Peach Bowl vs. NC State
----------------	----	---

## All-Purpose

<b>Most Net Yards</b>	408	Chris Johnson, 2007 Sheraton Hawai'i Bowl vs. Boise State
-----------------------	-----	--

# PIRATES IN THE PROS



# Pirates in the Pros

## Pirates in 2021 NFL Training Camps

*ECU had eight former players scheduled to be in NFL Training Camps when league pre-season workouts began in August:*

<b>Justin Hardy</b>	Chicago Bears
<b>Zay Jones</b>	Las Vegas Raiders
<b>Linval Joseph</b>	Los Angeles Chargers
<b>Garrett McGhin</b>	Jacksonville Jaguars
<b>Gardner Minshew</b>	Jacksonville Jaguars
<b>Blake Proehl</b>	Minnesota Vikings
<b>D'Ante Smith</b>	Cincinnati Bengals
<b>Jake Verity</b>	Baltimore Ravens

## ■ NATIONAL FOOTBALL LEAGUE (NFL)

*Last team played for listed*

<b>Aundrae Allison</b>	New York Jets
<b>Richard Alston</b>	Cleveland Browns
<b>DaShaun Amos</b>	Green Bay Packers
<b>Mike Applewhite</b>	Phoenix Cardinals
<b>Stephen Baggett</b>	Denver Broncos
<b>Steven Baker</b>	St. Louis Rams
<b>Glenn Bass</b>	Buffalo Bills
<b>Andrew Bayes</b>	Tampa Bay Buccaneers
<b>Zeek Bigger</b>	Carolina Panthers
<b>Ja'Warren Blair</b>	Cleveland Browns
<b>Jeff Blake</b>	Chicago Bears
<b>Reggie Branch</b>	Washington Redskins
<b>Willie Brookins</b>	Carolina Panthers
<b>Michael Brooks</b>	Seattle Seahawks
<b>Stanley Bryant</b>	Denver Broncos
<b>Lamont Burns</b>	Oakland Raiders
<b>Rashon Burns</b>	Chicago Bears
<b>Matt Butler</b>	Detroit Lions
<b>Earnest Byner</b>	Baltimore Ravens
<b>Shane Carden</b>	Chicago Bears
<b>Bernard Carter</b>	Green Bay Packers
<b>DeVone Claybrooks</b>	Arizona Cardinals
<b>Roderick Coleman</b>	Atlanta Falcons
<b>Tony Collins</b>	Miami Dolphins
<b>Terrance Copper</b>	Kansas City Chiefs
<b>Mondell Corbett</b>	Seattle Seahawks
<b>George Crump</b>	New England Patriots
<b>Carlester Crumpler, Jr.</b>	Minnesota Vikings
<b>Carlester Crumpler, Sr.</b>	Buffalo Bills
<b>David Daniels</b>	Pittsburgh Steelers
<b>Kwaku Danso</b>	Cleveland Browns
<b>Emanuel Davis</b>	Cleveland Browns
<b>Dominique Davis</b>	Atlanta Falcons
<b>Matt Dodge</b>	New York Giants
<b>Davon Drew</b>	Baltimore Ravens
<b>Damane Duckett</b>	New England Patriots
<b>Gaelin Elmore</b>	Cincinnati Bengals
<b>Kendall Futrell</b>	Cincinnati Bengals
<b>Mitchell Galloway</b>	Buffalo Bills
<b>David Garrard</b>	New York Jets
<b>Eric Graham</b>	Carolina Panthers
<b>Davon Grayson</b>	Kansas City Chiefs
<b>Chris Hall</b>	Dallas Cowboys

<b>Lou Hallow</b>	Los Angeles Rams
<b>Steve Hamilton</b>	Detroit Lions
<b>Justin Hardy*</b>	Atlanta Falcons
<b>Clint Harris</b>	New York Giants
<b>Dwayne Harris</b>	Las Vegas Raiders
<b>Marcellus Harris</b>	Jacksonville Jaguars
<b>Nate Harvey</b>	New York Giants
<b>Josh Hawkins</b>	Atlanta Falcons
<b>Dwight Henry</b>	San Diego Chargers
<b>Leonard Henry</b>	New York Jets
<b>Eddie Hicks</b>	New York Giants
<b>John Jett</b>	Detroit Lions
<b>Chris Johnson</b>	Arizona Cardinals
<b>Derrell Johnson</b>	Miami Dolphins
<b>Dion Johnson</b>	Houston Oilers
<b>Justin Jones</b>	New England Patriots
<b>Robert Jones</b>	Washington Redskins
<b>Zay Jones*</b>	Las Vegas Raiders
<b>Linval Joseph*</b>	Los Angeles Chargers
<b>Jeff Kerr</b>	Cleveland Browns
<b>George Koonce</b>	Seattle Seahawks
<b>Richard Koonce</b>	Pittsburgh Steelers
<b>Vonta Leach</b>	Baltimore Ravens
<b>Dwayne Ledford</b>	New Orleans Saints
<b>Lance Lewis</b>	New Orleans Saints
<b>Wayne Lineberry</b>	Buffalo Bills
<b>Ernie Logan</b>	New York Jets
<b>Terry Long</b>	Pittsburgh Steelers
<b>Grant Lowe</b>	Washington Redskins
<b>Chad Martin</b>	Miami Dolphins
<b>Norris McCleary</b>	Cincinnati Bengals
<b>Emmanuel McDaniel</b>	Arizona Cardinals
<b>Garrett McGhin*</b>	Jacksonville Jaguars
<b>Reggie McKinney</b>	Miami Dolphins
<b>Jerris McPhail</b>	Detroit Lions
<b>Billy Michel</b>	Denver Broncos
<b>Tom Michel</b>	Minnesota Vikings
<b>Gardner Minshew*</b>	Jacksonville Jaguars
<b>Khalif Mitchell</b>	San Francisco 49ers
<b>Kevin Monroe</b>	Carolina Panthers
<b>Ricky Nichols</b>	Indianapolis Colts
<b>Montese Overton</b>	Seattle Seahawks
<b>Jeff Pegues</b>	Cleveland Browns
<b>Lee Pegues</b>	Chicago Bears
<b>Reggie Pinkney</b>	Indianapolis Colts
<b>Dayon Pratt</b>	Houston Texans
<b>Blake Proehl*</b>	Minnesota Vikings
<b>Wilson Raynor</b>	New York Jets
<b>Brian Rimpf</b>	Baltimore Ravens
<b>Tootie Robbins</b>	Green Bay Packers
<b>John Robertson</b>	Philadelphia Eagles
<b>Shaun Rose</b>	Oakland Raiders
<b>Kenneth Roskie</b>	Detroit Lions
<b>Jay Ross</b>	Buffalo Bills
<b>Jody Schulz</b>	Philadelphia Eagles
<b>Tom Scott</b>	Cincinnati Bengals
<b>Walter Scott</b>	Green Bay Packers
<b>Larry Shannon</b>	Oakland Raiders
<b>Will Simmons</b>	Pittsburgh Steelers
<b>Anthony Simpson</b>	Tampa Bay Buccaneers
<b>James Singletary</b>	Indianapolis Colts
<b>Brandon Smith</b>	Jacksonville Jaguars
<b>D'Ante Smith*</b>	Cincinnati Bengals
<b>Troy Smith</b>	Philadelphia Eagles
<b>Vinson Smith</b>	New Orleans Saints
<b>Willie Smith</b>	Washington Redskins

<b>Hal Stephens</b>	Detroit Lions
<b>Keith Stokes</b>	San Francisco 49ers
<b>Les Strayhorn</b>	Dallas Cowboys
<b>Kevin Sumner</b>	New York Giants
<b>Carl Summerville</b>	New York Giants
<b>James Summers</b>	Pittsburgh Steelers
<b>Zack Valentine</b>	Philadelphia Eagles
<b>Norwood Vann</b>	Los Angeles Rams
<b>Jake Verity*</b>	Minnesota Vikings
<b>Kevin Walker</b>	Tampa Bay Buccaneers
<b>Guy Whipper</b>	Pittsburgh Steelers
<b>Reese Wiggins</b>	New England Patriots
<b>Bryce Williams</b>	Arizona Cardinals
<b>Henry Williams</b>	Philadelphia Eagles
<b>Jimmy Williams</b>	Denver Broncos
<b>Terry Williams</b>	Chicago Bears
<b>Travis Williams</b>	Pittsburgh Steelers
<b>C.J. Wilson</b>	Chicago Bears
<b>Jamie Wilson</b>	Tampa Bay Buccaneers
<b>Walter Wilson</b>	Tampa Bay Buccaneers
<b>Cam Worthy</b>	Baltimore Ravens

*\*denotes active in 2021*

## ■ ALLIANCE OF AMERICAN FOOTBALL (AAF)

<b>DaShawn Benton</b>	San Antonio Commanders
<b>Philip Nelson</b>	San Diego Fleet
<b>Bryce Williams</b>	Arizona Hotshots

## ■ ARENA FOOTBALL LEAGUE (AFL)

<b>Sean Allen</b>	Georgia Force
<b>Andrew Bodenheimer</b>	Jacksonville Sharks
<b>Shane Carden</b>	Baltimore Brigade
<b>Derrell Johnson</b>	Baltimore Brigade
<b>Rob Kass</b>	Spokane Shock
<b>Mark Robinson</b>	Orlando Predators
<b>Will Simmons</b>	Arizona Rattlers

## ■ CANADIAN FOOTBALL LEAGUE (CFL)

<b>Calvin Adams</b>	Calgary Stampeders
<b>Richard Alston</b>	Hamilton Tiger-Cat
<b>DaShaun Amos*</b>	Calgary Stampeders
<b>Chris Baker</b>	Montreal Alouettes
<b>Michael Brooks</b>	BC Lions
<b>Stanley Bryant*</b>	Winnipeg Blue Bombers
<b>Shane Carden</b>	Montreal Alouettes
<b>DeVone Claybrooks</b>	Calgary Stampeders
<b>Marcus Crandell</b>	Saskatchewan Roughriders
<b>Dominique Davis*</b>	Ottawa Redblacks
<b>Emanuel Davis</b>	Calgary Stampeders
<b>Jerry Dillon</b>	Sacramento Gold Miners
<b>Damane Duckett</b>	BC Lions
<b>Luke Fisher</b>	Shreveport Pirates
<b>Dan Gonzalez</b>	Montreal Alouettes
<b>Davon Grayson*</b>	Winnipeg Blue Bombers
<b>Marcellus Harris</b>	Hamilton Tiger-Cats
<b>Nate Harvey*</b>	Hamilton Tiger-Cats
<b>Mike Hawkins</b>	Calgary Stampeders
<b>Kevin Ingram</b>	Edmonton Eskimos
<b>Jacobi Jenkins</b>	BC Lions
<b>Derrell Johnson</b>	Winnipeg Blue Bombers
<b>Danny Kepley</b>	Edmonton Eskimos
<b>Dekota Marshall</b>	Winnipeg Blue Bombers

Charles Miles	Sacramento Gold Miners
Khalif Mitchell	Montreal Alouettes
Kenny Moore	Ottawa Rough Riders
Bobby Myrick	Ottawa Rough Riders
Harold Randolph	Montreal Alouettes
Terrell Richardson	Calgary Stampeders
Junior Robinson	Sacramento Gold Miners
Brandon Smith*	Toronto Argonauts
Junior Smith	Shreveport Pirates
Keith Stokes	Edmonton Eskimos
Theo Sutton	Winnipeg Blue Bombers
Marvin Townes	Winnipeg Blue Bombers
Al Whiting	Las Vegas Posse
Henry Williams	Edmonton Eskimos
Jordan Williams*	BC Lions
Jonathan Williams	Calgary Stampeders
Travis Williams	Montreal Alouettes
Walter Wilson	Baltimore Colts (CFL)

\*denotes active in 2021

## ■ CONTINENTAL FOOTBALL LEAGUE

Dave Bumgarner Toronto Rifles

## ■ GERMAN FOOTBALL LEAGUE

Shane Carden Stuttgart Scorpions

Rocco Scarfone Stuttgart Scorpions

## ■ NATIONAL ARENA LEAGUE

James Summers\* Carolina Cobras

\*denotes active in 2021

## ■ NFL EUROPE

Richard Alston Berlin Thunder

Andrew Bayes Amsterdam Admirals

Ja'Waren Blair Rhein Fire

DeVone Claybrooks Rhein Fire

Pernell Griffin Frankfurt Galaxy

Leonard Henry Frankfurt Galaxy

Dwayne Ledford Rhein Fire

Norris McCleary Frankfurt Galaxy

Kevin Miller Berlin Thunder

Shaun Rose Berlin Thunder

## ■ UNITED FOOTBALL LEAGUE (UFL)

Aundrae Allison Virginia Destroyers

Dustin Lineback Virginia Destroyers

## ■ UNITED STATES FOOTBALL LEAGUE (USFL)

Harold Blue Arizona Wranglers

Mike Brewington Boston/Portland Breakers

Tom Carnes Arizona Wranglers

Mike Grant Memphis Showboats

Sam Harrell Houston Gamblers

Willie Holley Washington Federals

## ■ WORLD LEAGUE OF AMERICAN FOOTBALL (WLAFF)

Stefon Adams Sacramento Surge

Tony Baker Frankfurt Galaxy

Ellis Dillahunt N.Y./N.J. Knights

Brian McPhatter Raleigh-Durham Skyhawks

Anthony Thompson London Monarchs

Walter Wilson Ohio Glory



Former Pirates Robert Jones and Jeff Blake

## ■ PIRATES IN THE SUPER BOWL

Name	Team	Super Bowl	Year
Jeff Blake (QB)	Philadelphia Eagles	Super Bowl XXXIX	2005
Reggie Branch (RB)	Washington Redskins	Super Bowl XXII	1988
Michael Brooks (DT) ^	Seattle Seahawks	Super Bowl XLVIII	2014
Earnest Byner (RB)	Washington Redskins	Super Bowl XXVI	1992
DeVone Claybrooks (DT)	Tampa Bay Buccaneers	Super Bowl XXXVII	2003
Tony Collins (RB)	New England Patriots	Super Bowl XX	1986
Steve Hamilton (DE)	Washington Redskins	Super Bowl XXII	1988
Justin Hardy (WR)	Atlanta Falcons	Super Bowl LI	2016
John Jett (P)	Dallas Cowboys	Super Bowl XXVIII, XXX	1994, 96
Robert Jones (LB)	Dallas Cowboys	Super Bowl XXVII, XXVIII, XXX	1993, 94, 96
Linval Joseph (DL)	New York Giants	Super Bowl XLVI	2012
George Koonce (LB)	Green Bay Packers	Super Bowl XXXI, XXXII	1997, 98
Vonta Leach (FB)	Baltimore Ravens	Super Bowl XLVII	2013
Emmanuel McDaniel (CB)	New York Giants	Super Bowl XXXV	2001
Jay Ross (DL) ^	Green Bay Packers	Super Bowl XLV	2011
Vinson Smith (LB)	Dallas Cowboys	Super Bowl XXVII	1993
Zack Valentine (LB)	Pittsburgh Steelers	Super Bowl XIV	1980
C.J. Wilson (DL)	Green Bay Packers	Super Bowl XLV	2011
Guy Whimper (OL)	New York Giants	Super Bowl XLII	2008

^on practice squad roster for Super Bowl

## ■ SUPER BOWL CHAMPIONS

Name	Super Bowl Year(s)
Reggie Branch (RB)	1988
Michael Brooks (DT)	2014
Earnest Byner (RB)	1992
DeVone Claybrooks (DT)	2003
Steve Hamilton (DE)	1988
John Jett (P)	1994, 96
Robert Jones (LB)	1993, 94, 96
Linval Joseph (DL)	2012
George Koonce (LB)	1997
Vonta Leach (FB)	2013
Jay Ross (DL)	2011
Vinson Smith (LB)	1993
Zack Valentine (LB)	1980
C.J. Wilson (DL)	2011
Guy Whimper (OL)	2008

# Pirates in the Draft



**DAVID GARRARD**  
Jacksonville Jaguars



**CHRIS JOHNSON**  
Tennessee Titans



**LINVAL JOSEPH**  
Los Angeles Chargers

Year	Rd.	Pick	Player	Name	Team	Pos.
2021	4	34	139	D'Ante Smith	Bengals	OL
2017	2	5	37	Zay Jones	Bills	WR
2015	4	8	107	Justin Hardy	Falcons	WR
2011	6	11	176	Dwayne Harris	Cowboys	WR
2010	2	14	46	Linval Joseph	Giants	DT
2010	7	14	221	Matt Dodge	Giants	P
2010	7	23	230	C.J. Wilson	Packers	DE
2009	5	13	149	Davon Drew	Ravens	TE
2008	1	24	24	Chris Johnson	Titans	RB
2007	5	9	146	Aundrae Allison	Vikings	WR
2006	4	32	129	Guy Whimper	Giants	T
2004	7	45	246	Brian Rimpf	Ravens	T
2002	4	10	108	David Garrard	Jaguars	QB
	7	30	241	Leonard Henry	Dolphins	RB
1999	5	20	153	Roderick Coleman	Raiders	DE
	6	32	201	Troy Smith	Eagles	WR
1998	3	21	82	Larry Shannon	Dolphins	WR
1997	5	1	131	Lamont Burns	Jets	G
1996	4	16	111	Emmanuel McDaniel	Panthers	DB
	5	2	134	Jerris McPhail	Dolphins	RB
1994	6	4	165	Bernard Carter	Buccaneers	LB
	7	8	202	Carlester Crumpler, Jr.	Seahawks	TE
1993	6	8	148	Tom Scott	Bengals	T
1992	1	24	24	Robert Jones	Cowboys	LB
	6	26	166	Jeff Blake	Jets	QB
	8	14	210	Luke Fisher	Vikings	TE
	9	26	250	Chris Hall	Cowboys	DB
	10	22	274	Dion Johnson	Oilers	WR
1991	9	3	226	Ernie Logan	Falcons	DE
1990	3	14	67	Walter Wilson	Chargers	WR
	5	1	110	Junior Robinson	Patriots	DB
	7	14	179	James Singletary	Colts	LB
	10	27	275	Anthony Thompson	Broncos	LB
1988	8	5	198	Anthony Simpson	Buccaneers	RB
	10	4	253	Ellis Dillahunt	Bengals	DB
1986	6	27	165	Kevin Walker	Buccaneers	DB
	10	3	252	Tony Baker	Falcons	RB
1985	3	24	80	Stefon Adams	Raiders	DB
	8	4	200	Ricky Nichols	Colts	WR
1984	2	27	55	Steve Hamilton	Redskins	DE
	4	27	111	Terry Long	Steelers	G
	5	3	115	Clint Harris	Giants	DB
	5	13	125	Jeff Pegues	Redskins	LB
	5	21	133	Hal Stephens	Rams	DE
	10	1	253	Norwood Vann	Rams	TE
	10	28	280	Earnest Byner	Browns	RB
	11	4	284	John Robertson	Eagles	T
1983	2	18	46	Jody Schulz	Eagles	LB
1982	4	2	85	George Crump	Patriots	DE
	4	7	90	Tootie Robbins	Cardinals	T
1981	2	19	47	Tony Collins	Patriots	RB
1980	11	11	288	Sam Harrell	Vikings	RB
	12	9	314	Mike Brewington	Chiefs	LB
1979	2	28	56	Zack Valentine	Steelers	LB
	6	21	158	Eddie Hicks	Giants	RB
1978	6	28	166	Harold Randolph	Cowboys	LB
1977	6	27	166	Reggie Pinkney	Lions	DB
1974	4	2	80	Carl Summerell	Giants	QB
	4	17	95	Carlester Crumpler	Bills	RB
1973	16	1	391	Tim Dameron	Oilers	WR
	17	22	438	Leslie Strayhorn	Cowboys	RB
1969	17	1	417	Wayne Lineberry	Bills	LB
1964	14	5	187	Tom Michel	Vikings	RB
	19			Tom Michel	Raiders	RB
1961	5	8	64	Glenn Bass	Cardinals	TE
	23			Glenn Bass	Chargers	TE
1951	28	12	339	Roger Thrift	Browns	B