



@USFFOOTBALL

OCT. 25, 2021

UNIVERSITY OF SOUTH FLORIDA BULLS FOOTBALL

TAMPA, FLORIDA

25TH SEASON • 15 WINNING SEASONS • 10 BOWL GAMES • 6 BOWL VICTORIES • 30 NFL DRAFT PICKS • 14 ALL-AMERICA SELECTIONS • REACHED NO. 2 RANKING IN 2007

2021 USF GAME NOTES

GAME 8 • AT ECU

USF DRIVE STARTERS

- ✓ Bulls look to remain unbeaten in Greenville (5-0), are 8-3 all-time in North Carolina.
✓ Bulls post program-records of 421 rushing yards, 27 rushing first downs, 44:35 TOP & 35 opponent plays.
✓ Explosiveness returning as Bulls are averaging 7 big plays per game after posting 4 per game in 2020.
✓ Shrader improves to 9-of-9 on season with career long 52-yard field goal, third-longest in program history.
✓ Mangham logs a TD in sixth straight game, first 100-yard game & ranks No. 4 nationally with 12 rushing TD.
✓ Defense collects two turnovers and allows Temple just 8 first downs & 231 yards in best effort of Sott Era.
✓ Bulls 18th nationally in fewest penalties
✓ Freshman QB McClain interception free last 117 attempts (6 games)

USF STAT LEADERS

RUSHING: Mangham: 96 carries, 416 yds, 12 TD, 59 ypg
PASSING: McClain: 74-130, 1,000 yds, 2 TD, 2 INT
RECEIVING: Weaver: 21 rec., 380 yds, 1 TD, 63.3 ypg
SCORING: Mangham, 72 pts (12 TD)
TACKLES: Boyles, 44
TFL: Grier, 3
SACKS: Grier, 2
INT: Boyles & Grier: 2
CAPTAINS: 11 Boyles, 22 LaPointe, 64 Harris, 74 Cecil

USF RADIO NETWORK

FLAGSHIP: 95.3 FM/620 AM WDAE (TAMPA)
IHEART RADIO (DIGITAL) - BULLS UNLIMITED
Jim Louk, play-by-play Sam Barrington, analyst
Joey Johnston, sideline

PREGAME SHOW (2 HRS PRIOR TO KICK)

Jim Lighthall, Jay Recher & Darek Sharp

USF FOOTBALL RADIO SHOW

Mondays, 6-7 p.m. on 95.3 WDAE and Bulls Unlimited

FIND US ON SOCIAL MEDIA

Twitter: @USFFOOTBALL, @Coach_JeffScott
Instagram: USFFOOTBALL
Facebook: facebook.com/SouthFloridaFootball
#GoBulls; #HornsUp; #US2F

USF ATHLETIC COMMUNICATIONS

4202 E. Fowler Ave., ATH 100, Tampa, FL 33620
OFFICE: 813-974-2125 WEB: GoUSFBulls.com
Brian Siegrist, Associate AD for Communications
O: (813) 974-4086 | C: (813)-293-3897 | siegrist@usf.edu
Dave Albrecht, Asst. Director of Communications
O: (813) 974-7099 | C: 561-525-4997 | Albrecht25@usf.edu

USF (2-5; 1-2 American) at ECU (3-4; 1-2 American)

Thursday, Oct. 28 • 7:30 P.M. • Greenville, N.C. • Dowdy-Ficklen Stadium (50,000)

SURFACE: Tifway Bermuda
TV: ESPN: Matt Barrie (p-by-p) & Roddy Jones (analyst) & Harry Lyles Jr. (sideline)
AUDIO STREAM: iHeartRadio - Bulls Unlimited1
RADIO: 95.3 FM WDAE
SERIES: USF leads, 9-2
IN TAMPA: USF leads, 3-2
IN GREENVILLE: USF leads, 5-0
NEUTRAL: USF leads, 1-0 ('06 Papa Johns Bowl)
LAST: ECU won, 44-24, in Tampa in 2020
STREAK: USF has won 5 of last 6 meetings



USF bulls

RANKINGS (CFP/AP/COACHES):-/-
HEAD COACH: Jeff Scott (Clemson, '03)
RECORD AT USF: 3-13 (2nd)
CAREER RECORD: Same



ECU pirates

RANKINGS:-/-
HEAD COACH: Mike Houston (Mars Hill '93)
RECORD AT ECU: 10-18 (3rd)
CAREER RECORD: 90-43 (11th)

@USFFOOTBALL @COACH_JEFFSCOTT @USFATHLETICS #HORNSUP #GOBULLS #US2F

2021 SCHEDULE

Table with columns: DATE, OPPONENT, KICK (ET)/RESULT, TV/RADIO, NOTABLE. Lists games from Sept 2 to Nov 26.



BULLS LOOK FOR FIRST CONFERENCE ROAD WIN SINCE 2019

Following a dominating 34-14 win over Temple that ended a string of 13 conference losses, USF sets its sights on ending another streak as the Bulls look for their first conference road win since 2019. The Bulls will look to end a string of six conference road losses that dates to an Oct. 26, 2019 victory at ECU (45-20). USF is unbeaten (5-0) in Greenville, N.C. and will also be looking to post back-to-back wins for the first time since winning at UConn (48-22) and vs. BYU (27-23) on Oct. 5 and 12 of 2019.

■ MANGHAM STYLE: Coming off a career-best 152-yard, two-touchdown performance vs. Temple, Jaren Mangham will look to extend his streak of six straight games with at least one touchdown (five with two or more) as he enters Thursday No. 4 in the nation with 12 rushing TD. His string is tied for the third longest in USF history with Quinton Flowers (6 straight in 2017) and behind Marlon Mack (11 in 2016) and Darius Tice (7 in 2017). He is currently tied for fourth on the USF season TD chart and closing on the season record of 18 set by Quinton Flowers in 2018.

■ CONFERENCE HONORS: For the second straight week, two Bulls were recognized in the American Athletic Conference Weekly honors as Jaren Mangham and Spencer Shrader earned Weekly Honor Roll recognition. Mangham ran for a career-best 152 yards and two touchdowns on 26 carries, the Bulls eighth-best performance in an AAC game, and Shrader connected on a pair of field goals - including a 52-yarder that ranks third-longest in program history - to remain a perfect 9-of-9 on the year. USF earned AAC Conference Special Teams Player of the Week honors with Brian Battie the previous week (vs. Tulsa) and linebacker Antonio Grier was also named to the Honor Roll after posting a 69-yard interception return for a TD, a forced and recovered fumble, seven tackles and 1.5 tackles for loss.

USF QUICK FACTS

HEAD COACH JEFF SCOTT

Years Coached: _____ 2nd at USF
Alma Mater: _____ Clemson, '03; wide receiver
Career Record: _____ 3-13 (2nd)
Record at USF: _____ 3-13 (2nd)
American Conf. Record: _____ 1-9 (2nd)
Career Bowl Record: _____ NA

USF COACHING STAFF (game location)

Glenn Spencer (**Field**) Defensive Coordinator/Safeties
 Charlie Weis Jr. (**Press Box**) Offensive Coordinator/QBs
 Allen Mogridge (**Field**) Asst. Head Coach/Off. Line
 Daniel Da Prato (**Field**) Special Teams Coord.
 Cam Aiken (**Press Box**) Running Backs/Run Game
 Bobby Bentley (**Field**) Wide Receivers/Pass Game
 George Barlow (**Press Box**) Cornerbacks
 Dai'Quan Bowers (**Field**) Defensive Line
 Xavier Dye (**Field**) Tight Ends/Recruiting Coord.
 Ernie Sims (**Field**) Linebackers
 AJ Artis (**Field**) Strength & Conditioning
Analysts: Tyler Almond, Will Bahler, BJ Daniels,
 Quinshad Davis, Rueben Wright
Graduate Asst.: Quandon Christian, Kalon Davis,
 Dean Garza, Sawyer Jordan, Bryce Suber

IN THE PRESS BOX

OFFENSE: Charlie Weis Jr. & Cam Aiken
DEFENSE: George Barlow

UNIVERSITY QUICK FACTS

Location: Tampa, Fla. **Enrollment:** 50,830
Nickname: Bulls **Colors:** Green & Gold
Conference: American Athletic
President: Rhea Law (Interim)
Athletic Director: Michael Kelly
Football Office Phone: 813-974-7170

TEAM OVERVIEW

2020 Overall Record: 1-8
2020 American Athletic Record: 0-7
Last Bowl Game: 2018 Gasparilla (Lost)
Starters Returning/Lost: 20/6*
Offense: 9/2 **Defense:** 10/3
Special Teams: 1/1
Lettermen Returning/Lost: 53/16
Offense: 23/11 **Defense:** 26/4
Special Teams: 5/1

* Minimum 5 starts out of 9 games in 2020

FOOTBALL HISTORY

First Year: 1997
First Year in FBS: 2000
Record (years): 160-132 (25th season)
FBS Record (years): 140-119 (22nd season)
Bowl Appearances/Record: 10 (6-4)
Last Bowl Appearance: 2018 Gasparilla Bowl (L)
First Team All-Americans: 6
First Team All-Conference: 32

STADIUM INFORMATION

Name: Raymond James Stadium
Capacity: 65,857 **Surface:** Tifway Bermuda 419
Record At Ray Jay: 95-52 (.646)

THE PROGRAM

In its 25th season and 22nd at the FBS level, USF Football has made 10 bowl appearances, including a string of four straight (2015-18) and every season between 2005-10 (6 straight). USF has won six bowl games and produced 14 All-America selections, 30 NFL Draft picks and reached the No. 2 ranking in the Associated Press Poll in 2007.

LAST TIME OUT

PROGRAM RECORD RUSHING & TOP DEFENSIVE EFFORT DISPATCHES TEMPLE

USF downed Temple, 34-14, Saturday in Raymond James Stadium as the Bulls posted 421 yards on the ground to log the best rushing performance in school history. Jaren Mangham (152) and Kelley Joiner Jr. (126) both ran for over 100-yards and career bests. Meanwhile, the Bulls defense limited Temple to just eight first downs, 48 yards rushing and 231 total yards on just 35 plays (a program record low for an opponent) on the night as the Bulls dominated the ball logging a program record 44:35 time of possession to just 15:25 Temple while running 94 plays.

- The Bulls scored on six straight drives from the first quarter through the third quarter to produce a 34-14 lead and their first conference win since Oct. 26, 2019.
- Spencer Shrader made field goals of 52 and 26 yards to remain a perfect 9-of-9 on the year.
- USF posted 34 first downs to Temple's 8, the fewest allowed since Temple posted 7 in a 2017 loss to USF.
- WR Demarcus Gregory made his first career start and posted his first career touchdown reception on a 4-yard pass from McClain in the second quarter.
- The Bulls got interceptions from Mekhi LaPointe (2nd on the year) and Antonio Grier (his second in as many games).

STORY LINES

■ **Ground Broken:** On Sept. 8, USF officially broke ground on a \$22 million Indoor Performance Facility to be built on the site of the Bulls current practice facility and set to open prior to the start of 2022 fall camp.

■ **On-Campus Stadium Coming:** On Sept. 8, 2021, USF Board of Trustees Chair Will Weatherford told a gathered audience of nearly 300, "Bulls Nation deserves to have a stadium on this campus. There's a renowned author named Victor Hugo who once said, 'There's nothing more powerful than an idea whose time has come.' Our time has come. These student-athletes ... our 50,000 students ... the alumni, faculty and administration, they all deserve a stadium on this campus. I'm here to tell you we're going to do it."

■ **Celebrating 25th Season:** USF will celebrate its 25th season of football in 2021 after the program hit the field in 1997. The initial 1996 season consisted of only practices and scrimmages.

■ **Explosiveness Returning:** USF found great success with big play offenses between 2015-2017, but posted just 40 explosive plays in nine games last season (4.4 per game). The explosiveness is returning in the second season in Charlie Weis Jr. & Jeff Scott's offense as the Bulls have 48 explosive plays through seven games (6.8 per game), including four games with seven or more and eight in the victory over Temple.

■ **QB Consistency:** Timmy McClain made his fifth straight start at quarterback vs. Temple, marking the longest starting string under head coach Jeff Scott, who saw five different starting QBs in his first 12 games at USF. Jordan McCloud started three straight games in the middle of last year in three losses.

■ **Playing the Long Game:** 14 of the Bulls last 17 scoring drives have been at least 54 yards or longer and the 17 drives have averaged 71 yards with longs of 94, 93, 87, 81, 80, 75, 75, 75 and 73. USF has had only four scoring drives in the last 17 consume less than 3:56 on the clock. The Bulls have posted 10 scoring drives of 75 yards or more and six of 6:00-plus minutes on the year.

■ **Offense Finds Leader at BYU:** Behind freshman quarterback Timmy McClain making his second career start - and first on the road - the USF offense found its rhythm in the final three quarters at BYU. The Bulls scored on five of their last six possessions of the game, including touchdown drives on each of their three second half possessions. USF posted drives of 94, 75, 69, 62 and 54 yards with four drives consuming at least 12 plays and five minutes, including a season-long 94-yard, 19-play touchdown drive in the fourth quarter that cut the BYU lead to eight (35-27). The Bulls posted season highs of 23 first downs and 35:37 possession time while going 10-of-20 on late down conversions (3rd and 4th) on the road and outscoring BYU 27-14 after the first quarter.

INJURIES: BULLS OUT FOR THE SEASON

Starters or Two Deep

DEFENSE

Will Jones, S Knee
 Mac Harris, LB Shoulder
 Darrien Grant, DE Knee
 Jamari Stewart, DE Knee

OFFENSE

Latrell Williams, WR Knee
 K'Wan Powell, RB Knee

Depth

Colby Smith, OL Knee
 Jordan Blackmon, S Knee
 Leo Parker, RB Knee
 Lewai Mitchell, S Shoulder
 Jordan Smith, S Shoulder

■ **Second Half of Season:** After a brutal stretch of facing four opponents among its first five games that were ranked in the Week 7 AP Top 25 and saw the Bulls play three of those on the road, USF's final seven games feature three teams that had at least three losses in their first six games, with one currently ranked foe - No. 2 Cincinnati - remaining on the schedule. The Bulls are .500 or better at each of their remaining road foes: at ECU (5-0), at Tulane (1-0), at UCF (3-3).

■ **Transfer Talent:** Jeff Scott has welcomed numerous transfers with the Bulls, including 29 on the 2021 roster and 18 from FBS programs. 18 transfers are expected to play significant roles in the season opener, including at quarterback, running back, wide receiver, offensive line, defensive back, defensive line and kicker. Among the schools players have come to USF from are: Arkansas, Auburn, Baylor, Colorado, Kansas State, Miami, Ole Miss, Mississippi State, North Carolina, Oregon, Rutgers, Tennessee and Virginia Tech.

■ **Accomplished Linebackers:** Senior linebackers Dwayne Boyles (26 starts) and Antonio Grier (19 starts) have led the team in sacks and tackles for loss in each of the last two seasons. Boyles led the team with 75 tackles and 12.5 TFL in 2019 while Grier led the team with 59 tackles, 3.0 sacks and 5.5 TFL while earning second team all-conference in 2020. In 2021, they stand tied for third (one behind the leader) in tackles this year with 38 each and are tied for first and second in TFL.

■ **Four on O-Line Provide Foundation:** Three starters on the offensive line - LT Donovan Jennings, LG Demetris Harris and C Brad Cecil - have played and mostly started alongside each other for the past three seasons. In fact, Harris (36), Cecil (33) and Jennings (26) ranked 1, 2 and 4 for most career starts among all Bulls and have a combined 95 starts.

#US2F: Coined by Jeff Scott upon his introduction as the fifth USF head coach on Dec. 9, 2019, United Start 2 Finish (#US2F) has become the hashtag and mantra for the football program and entire USF community calling on the entire thriving Bay area community to join the stampede to elevate the Bulls' athletic programs and university.



I FIRMLY BELIEVE THAT
IF WE COME TOGETHER
AND CREATE GREAT UNITY
THIS WILL BE THE START
OF THE BEST DECADE IN
UNIVERSITY OF
SOUTH FLORIDA
FOOTBALL
HISTORY!

25TH ANNIVERSARY SEASON

USF will celebrate its 25th season of football in 2021 after the program hit the field in 1997 after an initial season of only practices and scrimmages in 1996. The University was founded in 1956 but didn't field a football team for another 41 years. After the first football feasibility meeting in 1991 and formal approval by the State Board of Regents in 1995, the Bulls debuted as a Division I-AA (Football Championship Subdivision) program on Sept. 6, 1997 with an 80-3 victory against NCAA Division II Kentucky Wesleyan at the old Tampa Stadium. When USF football debuted, the university's enrollment was 36,649 (it's now 50,830). USF's overall operating budget has advanced from \$500-million to \$1.857-billion during the 25-year football era, while USF's economic impact on the Tampa Bay region has gone from \$1.1-billion to \$4.4-billion.

USF FOOTBALL

Year Started	1997
Seasons Played	25
Head Coaches	5
Bowl Games/Wins	10/6

BULLS FASTEST TO REACH TOP 10

■ In 2007, USF became the fastest program in the modern AP Poll Era to go from inception to a Top 10 national ranking as the Bulls were ranked No. 6 in the Week 5 AP Poll in just the program's 11th season. The Bulls would climb all the way to the No. 2 ranking two weeks later in Week 7 to become the fastest to reach a Top 5 ranking.

■ The Bull have reached a Top 25 ranking in seven seasons, including three straight (2016-18), and been ranked a total of 48 weeks, including 12 in the top 15.

FASTEST TO 150 WINS IN FLORIDA

With a victory over ECU in 2018, USF became the fastest Florida FBS program to reach 150 wins.

STATE OF FLORIDA FBS PROGRAMS

School.....	Game Reached.....
150th Win/Games	
USF	4th game of 2018150/255 (.588)
Florida.....	1st game of 1937150/258 (.581)
Miami.....	5th game of 1955150/267 (.562)
Florida St.....	10th game of 1975150/292 (.513)
UCF.....	9th game of 2005150/294 (.510)
FAU & FIU had not reached 150 wins	

BEATING NATIONAL CHAMPIONSHIP PROGRAMS

USF has defeated 12 programs with an NCAA-recognized FBS national championship, including wins against Army, Auburn, BYU, Clemson, Florida State, Georgia Tech, Illinois, Miami, Notre Dame, Pittsburgh, Syracuse and TCU.

39 WAS FINE

Jeff Scott, now 40, turned 39 on Dec. 28, 2019, just weeks after accepting the USF job. His former position coach and head coach at Clemson, Dabo Swinney, was also 39 when he ascended to the head coaching job at Clemson, leaving his position as wide receivers coach, which he then tabbed Scott, who was a GA on the staff, to fill. Another notable 39-year-old first time head coach was Jim Leavitt, who left Bill Snyder's staff at Kansas State to begin the USF program as its first head coach in 1996 when he was 39.

THE SWINNEY TREE

Jeff Scott is the first true branch of the Dabo Swinney coaching tree and has followed a remarkably similar path. Swinney has led Clemson since 2008 and Scott was with him during the entire rise of the program to national dominance that saw five straight CFP appearances and two national titles in the final five years of Scott's tenure.

■ **Wide Receivers Coach Tradition:** Dabo Swinney was a walk-on wide receiver at Alabama and was hired by his Alabama position coach, Tommy Bowden, when Bowden got the head coaching job at Clemson. Scott was a three-year letterman wide receiver at Clemson and was coached by Swinney, who promoted him to his first primary FBS coaching position in 2008 to replace Swinney at wide receivers coach after Swinney became the head coach. Scott's first wide receivers coach on his USF staff was Xavier Dye, who played for Scott at Clemson, and is now coaching tight ends and serves as recruiting coordinator.

HUNTER CONNECTS TAMPA & CLEMSON

Jeff Scott and his wife, Sara, welcomed their first son on Aug. 10, 2020, as he joined sister, Savannah. The couple, who had spent most of the previous two decades in Clemson, S.C., decided to name their son Hunter in honor of stand-out Clemson wide receiver and now NFL receiver Hunter Renfrow, whom Scott coached at Clemson. The name was chosen as a symbolic connection between Clemson and Tampa. As many will remember, Renfrow caught the game-winning pass in the Tigers 2016 CFP National Championship win over Alabama in the corner of the end zone at Raymond James Stadium in Tampa. Scott called the game-winning play as co-offensive coordinator at the time and when he first arrived in Tampa upon being named USF head coach, he visited Raymond James Stadium and reenacted that play in the corner of the end zone.



#BAYMADE FOCUSED ON CULTIVATING HOMEGROWN TALENT

Jeff Scott has focused USF's recruiting on the state of Florida and particularly the Bay area and its seven surrounding counties.

■ USF's priority order for recruiting is: 1) the Bay area (100 mile radius); 2) the state of Florida (10 broken into geographic areas), 3) bordering and nearby states (GA, AL, SC, NC); 4) national.

■ Within a 100-mile radius of Tampa there are 121 high schools. There are close to 100 Division I players recruited nationally from the area annually.

■ Each USF coach is assigned 12 schools in Area (with one getting 13) as the Bulls build on the benefit of players being able to have their family involved in the program, see them play regularly, go home regularly and play for their city as well as the benefit of building their brand in a thriving metropolitan economic area of over 4 million people and numerous large businesses and professional opportunities.

■ The 2021 Bulls' roster features 23 players from the Bay area, including 10 projected in the two deep to start the 2021 season.

■ 91 of the players on USF's roster hail from the state of Florida. That represents 77 percent of the roster with South Carolina (7) and Georgia (6) being the next closest states in producing current Bulls.

■ Among the Bay area standouts on the Bulls' 2021 roster are: wide receivers Bryce Miller, running back Brian Battie, left tackle Donovan Jennings and right guard Michael Wiggs, cornerback TJ Robinson, safety Mekhi LaPointe, defensive linemen Darien Grant, Kelvin Pinkney and Blake Green, and place-kicker Spencer Shrader.



DID YOU KNOW?

- ✓ **DT Thad Mangum** is in his 7th season of college football (5 at Wofford) was a talented, 270-pound point guard in basketball before starting to play football in his junior season of high school. At age 9, Mangum won the AAU Junior Olympics in karate, then became a black belt one year later.
- ✓ **RB Darrian Felix** transferred from Oregon back to Florida to be closer to his 2-year-old daughter, Dailyn Nicole, who lives with her mother in Fort Myers. Felix is seventh in a lineup of 10 boys on his father's side (James Felix Sr.). In a nod to George Foreman, three of his brothers are named James. The order: Jordan, James, James, Corbett, James, Jerry, *Darrian*, Dorrian, Jaheim, Jarell.
- ✓ **P Andrew Stokes** is 27 years old and the Bulls second straight punter to come out of Prokick in Australia. He had never played in a football game when he arrived at USF. Stokes spent seven years playing Australian rules football with the Railways in the Great Northern Football League, then Fremantle of the West Australia Football League.
- ✓ **QB Cade Fortin** sat out the 2019 season after leaving North Carolina and was one day away from signing with Syracuse University, his choice over Vanderbilt and Kansas, when Jeff Scott called him the day after his introduction as USF head coach and turned his first recruit to USF.
- ✓ **K Spencer Shrader** was home schooled in high school and was a standout soccer player, scoring a school-record 33 goals in a season for Newsome HS and had a professional tryout in Brazil (for three months in 2018). He came to play football on a relative whim, as a

Newsome junior he was kicking footballs simply because they happened to be nearby when the football coach at the time, Ken Hiscock, was walking nearby and said he was stopped short "by the sound." He kept on kicking footballs and by season's end had made 12 of 15 field goals, booted 70 percent of his kickoffs into the end zone for touchbacks and was named all-state. He founded his own online company – CopperFox Technologies – which does brand design, web development, and sales force integration.

- ✓ **TE Mitchell Brinkman** is studying Sports Administration and served an internship in the spring of 2021 working for USF Vice President of Athletics Michael Kelly.
- ✓ **G Demetris Harris** had both parents serve in the Navy. Demetris Harris Sr. and Stephanie Harris both were in the Navy approximately 12 years, where they met.
- ✓ **LB Coach Ernie Sims** was ranked the No. 1 recruit in the nation by Rivals in 2003 before signing with Florida State where he became an ESPN first team All-American linebacker and went on to be the No. 9 overall pick in the 2006 NFL Draft by the Detroit Lions in 2006. Sims played eight NFL seasons with four teams and the Tallahassee native recorded 623 tackles in the NFL.
- ✓ **WR Coach Bobby Bentley's** son, Jake Bentley (now a quarterback at South Alabama), started at quarterback against USF in the 2016 Birmingham Bowl for South Carolina. Bentley passed for 390 yards and three touchdowns, but the Bulls prevailed, 46-39 (OT), as Quinton Flowers passed for 261 yards and 2 TD and ran for 105 yards and three TD as USF finished 11-2.
- ✓ **QB Timmy McClain** goes by "Q," which is a curiosity because the letter doesn't appear in his first or last name. It's a take-off on his middle name — Jahqueal — which couldn't be pronounced by his youth-football teammates or coaches, so Q was adopted as his nickname.

OFFENSIVE NOTES

BULLS SET PROGRAM RUSHING RECORD & MORE IN WIN OVER TEMPLE

USF dominated the line of scrimmage and the ball in a 34-14 victory over Temple (10.23) to post the first AAC victory in the Jeff Scott Era.

- Set a program record with 421 rushing yards, eclipsing the mark of 416 set at Memphis on Nov. 12, 2016. The Bulls 73 rushing attempts on the night were one off the program record of 74 set at San Jose State in 2017.
- Set a program record in time of possession, logging 44:35 to smash the record of 39:45 set vs. UCF in 2005.
- Set a record with 27 rushing first downs, smashing the previous mark of 21 vs. Illinois in 2017.
- Posted a season high in total yards (526) and rushing yards (421) and first downs (34).
- After driving to the Temple 5 on its first possession, but failing to score due to a botched snap on a field goal, USF scored on its next six straight drives for a 34-14 lead.
- USF had two players (Jaren Mangham (152) and Kelley Joiner (126)) run for 100-yards or more in the same game for the first time since Joiner (116) and Brian Battie (102) did so vs. UCF in the final game of the 2020 season.
- Jaren Mangham with a career-high tying 26 carries for 152 yards and two touchdowns. The mark is the eight-best rushing performance for a Bull in an AAC game and tied for the 27th-best overall.
- USF logged its first American Athletic Conference win since Oct. 26, 2019 at ECU (45-20), ending a string of 13 consecutive conference losses.

MANGHAM STYLE - RB ON STRING OF SIX STRAIGHT GAMES WITH A TD

Colorado transfer running back Jaren Mangham (6-2, 221) has established himself as the Bulls' go-to redzone option, logging 12 rushing touchdowns in the last six games.

- After posting two rushing TD at SMU (1 & 1 yard), he set a USF record posting at least two rushing TDs in FOUR straight games (2 at BYU, 2 vs. Florida, 3 vs. FAMU). His current string of at least one is six games ranks tied for third all-time at USF with Quinton Flowers (6 in 2017) and behind 11 from Marlon Mack (2017) and 7 from Darius Tice (2017).
- Mangham ranks **No. 4 nationally** and second in the AAC with 12 rushing TD on the season, which is tied for the 4th-best season mark in USF history and six short of the record of 18 set by Quinton Flowers in 2016.
- He posted a career-best with 26 carries for 152 yards vs. Temple, the 27th-best performance in program history and 8th-best in the American Athletic Conference play.
- Mangham ran for three touchdowns vs. Florida A&M (2, 4 & 9), the most for a USF player in a game since the 2018 season and tied for the third-most all-time in a game. The USF record is four set by Marlon Mack (2014) and Ben Williams (2007)
- He has carried the ball 26 times in two (BYU and Temple) of the last four games and with 96 carries on the year leads the next closest ball carrier by 22 (Timmy McClain, 74) and next closest running back by 52 (Brian Battie, 44).
- Mangham's longest touchdown run is nine yards and he is averaging 2.3 yards per touchdown carry on the year.

WHAT A DRIVE!

After blocking a BYU field goal attempt with 14:46 to play, freshman quarterback Timmy McClain marched USF 94 yards in 19 plays and 9:05 for a TD in front of the Cougars roaring student section. Jaren Mangham sealed the score plunging in on fourth and one before a deafening crowd.

■ The drive marked USF's longest by plays since using 21 plays to go 75 yards at SMU in 2014, scoring on a pass from Mike White to Andre Davis with 4 seconds to play for a 14-13 victory.

■ It was USF's longest drive by time since a 9:58, 17-play, 96-yard opening drive at Florida on Sept. 11, 2010, with B.J. Daniels hitting Andrew Ketchel for a touchdown pass.

USF FOOTBALL 25-YEAR TIMELINE

October 13, 1991: Feasibility Committee Meets

USF president Frank Borkowski appointed a 40-person committee to assess the feasibility of adding a football program.

July 12, 1993: Lee Roy Selmon Joins USF Athletics

Selmon, the former Tampa Bay Buccaneers All-Pro and eventual inductee into the Pro Football Hall of Fame, left his banking career to become USF's Associate Athletic Director of External Affairs and spearhead an aggressive fundraising campaign and growing support for a football program.

Aug. 24, 1993: Community Support Galvanizes

With a fundraising goal of \$10-million (and a \$5-million endowment before seeking State Board of Regents approval for the start of USF football), Tampa attorney and sports-activist Ed Rood makes a pledge of \$2-million.

Sept. 15, 1995: USF Football Is Approved

Florida's State Board of Regents approves the start of the program by a 13-1 vote. USF becomes the first university ever to begin a program at the I-AA level.

Dec. 3, 1995: Jim Leavitt Hired as First Head Coach

Leavitt, the co-defensive coordinator at Kansas State University and a St. Petersburg native, is named USF's first head football coach. He would go on to head the program for its first 14 years of existence.

Sept. 6, 1996: The First USF Football Practice

First-ever football practice is held on former intramural fields on the far east end of campus.

Sept. 6, 1997: The First Game

Before a sellout crowd of 49,212 at Tampa Stadium, USF opens play in football for the first time. The Bulls record their first win in an 80-3 blowout of Kentucky Wesleyan.

Sept. 20, 1998: First National Ranking

After opening up their second season with wins over Slippery Rock, Valparaiso and Liberty, the Bulls climbed to their first national ranking entering FCS polls from The Sports Network and ESPN/USA Today at No. 23 and No. 25, respectively.

Oct. 3, 1998: First Game in Raymond James Stadium

After playing its first nine home games in Tampa Stadium, including the opening two of the 1998 season, USF takes the field at brand new, 65,857-seat Raymond James Stadium and downs The Citadel, 46-6.

December 1998: Initial First-Team All-American

Kicker Bill Gramatica is named a first team FCS All-American by the American Football Coaches Association. Two seasons later, Gramatica hit an FCS-record 63-yard field goal.

Sept. 4, 1999: First FBS Opponent

USF takes on its first Division 1-A FBS opponent, falling at San Diego State, 41-12, in the opening game of the 1999 season.

Oct. 11, 1999: Finding A Home in Conference USA

USF football, already planning a transition to the Football Bowl Subdivision in 2000, is approved for membership in Conference USA during the league's expansion meetings in New York.

Oct. 16, 1999: First Victory Over a Ranked Foe

In its final full season of FCS play, USF gets its first victory against a ranked opponent, defeating No. 6-ranked (FCS) Illinois State 14-13 at Raymond James Stadium.

Sept. 30, 2000: First Victory Over No. 1

USF continues to make waves in national college football when the Bulls defeat FCS No. 1-ranked Troy State, 20-10, before 25,786 fans at Raymond James Stadium.

Oct. 28, 2000: First Victory Over an FBS Team

During the Bulls' 2000 transition season, USF breaks through with a 21-13 victory at Connecticut, for its first win over an FBS opponent.

April 22, 2001: First NFL Draft Picks

At the 2001 NFL draft, three USF players were taken in consecutive order in the fourth round. Offensive lineman Kenyatta Jones went to the New England Patriots on the 96th pick. Defensive back Anthony Henry was taken by the Cleveland Browns with the 97th pick. Placekicker Bill Gramatica went to the Arizona Cardinals with the 98th pick.

Sept. 28, 2002: First National Television Appearance

The Bulls make their first appearance on national television at No. 2-ranked Oklahoma Sooners on TBS. USF's performance in a 31-14 defeat was more than respectable. The Bulls limited the Sooners to just 239 total yards. Oklahoma finished 12-2 and ranked No. 5 nationally that season, averaging 392.6 yards per game.

USF FOOTBALL FACILITY IMPROVEMENTS



Entering 2021, USF completed a \$3.3 million upgrade to its current football facilities, including:

- A completely renovated locker room featuring: 120 lockers, state of the art digital lighting and surround sound system, a team lounge with two 86" big screen TVs, video game console, pool table, ping-pong table and furnishings, a nutrition fueling station, new LED graphics and 55" monitors throughout.
- New entry ways, graphics and carpeting throughout the operations area.
- New team room graphics and chairs.
- Renovated coaches offices and staff rooms with new furniture, graphics and carpeting.

INDOOR PERFORMANCE FACILITY

USF is moving forward with plans to break ground on an 88,000-square foot indoor facility this fall at a cost of approximately \$22 million, which will feature a 100-yard turf field, climate control, branded lobby and observation deck slated for completion prior to the start of the 2022 season.

USF FOOTBALL CENTER

Following completion of the Indoor Performance Center, USF has plans to add an additional USF Football Center that will serve as a new home for USF football with coaches offices, meeting spaces, weight room, locker room, training and equipment areas and player lounge

FIRST START/FIRST WIN FOR NO. 9

Freshman quarterback Timmy McClain (#9) made his first career start vs. Florida A&M (Sept. 18) and became the 11th USF quarterback to win their first start and the 20th different starter in 25 seasons of Bulls' football. His numbers - 12-of-23 for 163 yards and one touchdown passing and 51 yards rushing - were reminiscent of another prominent USF No. 9. After making his first career start as a true freshman at SMU late in the 2014 season, Quinton Flowers began the 2015 campaign starting vs. Florida A&M with USF coming off 2-10 and 4-8 seasons. USF delivered a 51-3 knockout as Flowers passed for 141 yards and two touchdowns and ran for 63 yards and a touchdown in the game. He would go on to set 42 USF records during his career and lead the Bulls to 11-2 and 10-2 campaigns and Top 25 rankings in 2016 and 2017.

BIG PLAY WEAVER SPARKING OFFENSE

Sophomore wide receiver Xavier Weaver showed signs of big play ability and a big season on the horizon during spring and fall drills and is paying off on that potential.

- He has led USF in receiving yards in five of six games - 73 at NC State, 68 vs. Florida, 77 vs. Florida A&M, 76 at BYU, 52 vs. Tulsa - and leads USF with 380 receiving yards and 21 receptions on the year. In the first three games, he surpassed his 2020, nine-game total (10 for 136) and his 12-game, 2019 total (12 for 166).
- Weaver has catches of 44, 44, 31, 29, 26, 24 and 22 yards on the year.
- The Bulls No. 1 punt returner, Weaver broke a 44-yard punt return vs. No. 13 Florida and a 29-yard return vs. Florida A&M. He had a 55-yard punt return for a TD vs. Tulsa called back after the Bulls were flagged for roughing the kicker.
- He is averaging 17.5 yards every time he touches the ball (receiving (21) or punt return (7)) and leads the Bulls posting 81 all-purpose yards per game.

INT FREE

Freshman QB Timmy McClain has attempted 117 consecutive passes without an interceptions (a 6-game span), the fifth-best mark in program history.

Quarterback	Attempts	Year
Marquel Blackwell (Jr.)	235	2001
Jordan McCloud (So.)	144	2020
B.J. Daniels (Jr.)	129	2011
Chad Barnhardt (Jr.-Sr.)	121	1997-98
Timmy McClain (Fr.)	117	2021

BATTIE BALL

Freshman Brian Battie (Sarasota/Sarasota HS) looks to have the explosive potential to be the next outstanding Bay area back for the Bulls, following in the footsteps of current Indianapolis Colts standout and 3,600-yard USF rusher Marlon Mack, also a Sarasota native (Booker HS). The 5-8, 165-pounder provides a quick change of pace:

- Posted just the third 100-yard kickoff return in program history vs. Tulsa (10.16) - ninth in AAC history - , and the first since Lindsey Lamar had one at Louisville in 2010. He logged the Bulls' first kickoff return for a touchdown since Terrence Horne had two vs. Georgia Tech in 2018.
- Named AAC Special Teams POW for Week 7, becoming the first Bull to earn the honor since kicker Spencer Shrader earned Special Teams POW after a four field goal performance at Memphis in 2020.
- Posted his second career 100-yard game with 110 on just 10 carries (11.0 ypc) vs. Florida A&M (9.18), marking his second 100-yard game in a four game span, posting 102 (6.8 ypc) vs. UCF in the last game of 2020.
- He has led USF in rushing four times in his young career (twice in 2020, twice this year).
- Battie's explosiveness is becoming well chronicled. As a junior in high school he ran for 2,133 yards on 249 carries for an 8.6 yards per carry average. Last season he finished second on the USF team in rushing with 332 yards and posted a 7.2 ypc average. He now has six games on his career averaging 6.6 ypc or better, includ-

USF FOOTBALL 25-YEAR TIMELINE

June 1, 2004: The USF Athletics Center

An \$18.2-million, 104,000-square-foot facility is open for business. And with that, a humble era of football coaching offices in trailers and a cramped weight room becomes history.

July 1, 2005: Big Time in The Big East

USF officially becomes a member of the Big East Conference, one of six leagues that get an automatic BCS bowl bid for its champion.

Sept. 24, 2005: Bulls Win in Big East Debut

USF made a splashing debut in the Big East Conference as the Bulls upset No. 9-ranked Louisville, 45-14, in front of 33,586 fans at Ray Jay.

Dec. 31, 2005: The First Bowl Game

After challenging for the Big East championship in its first season, USF settles for the program's first bowl bid. USF falls 14-0 against the ACC's N.C. State Wolfpack in the Meineke Car Care Bowl.

Dec. 23, 2006: First Bowl Victory

Following an 8-4 regular season, which included six wins in the last eight games, USF goes to the Papajohns.com Bowl and defeats the East Carolina Pirates, 24-7.

Sept. 8, 2007: Big Win in SEC Country

In the second game of the 2007 season, the Bulls traveled north to Auburn to face the No. 17-ranked Tigers. Quarterback Matt Grothe hit Jessie Hester Jr. for an overtime touchdown, the Bulls departed with a 26-23 victory stunning 82,617 at Jordan-Hare Stadium.

Sept. 28, 2007: Ray Jay Goes Wild

Two weeks after entering the national rankings for the first time as an FBS team, No. 18 USF downed No. 5 West Virginia, 21-13, in a Friday night ESPN2 game before a delirious throng of 67,012 at Raymond James Stadium and a national TV audience.

Sept. 30, 2007: Fastest Ascent Ever

Following upsets of No. 5 West Virginia and No. 17 Auburn, USF reaches the No. 6 ranking in the AP Poll just 106 polls after moving up to the FBS level. It marks the fastest ascension into the top 10 in the modern era of college football. The next week, the Bulls move up to No. 5, marking the record for the fastest ascension into the top 5.

Oct. 14, 2007: We're No. 2!

After improving to 6-0 following a demolition of rival UCF, 64-12, the 11th-year USF football program is voted No. 2 in the AP poll.

December 2008: Two-Time First-Team All-American

Defensive end George Selvie was named a consensus first team All-American in 2007 after leading the nation with 31.5 tackles for loss. He repeated in 2008, being named a first team All-American by the American Football Coaches Association to become the program's first two-time, first team All-American.

Sept. 26, 2009: First Win Over Florida's Big Three

Led by freshman quarterback B.J. Daniels, the Bulls stun the No. 18-ranked Florida State Seminoles 17-7 at Tallahassee's Doak Campbell Stadium. It's the first USF victory against a member of the state's "Big Three" and establishes the Bulls as a serious contender.

Dec. 31, 2010: Six Straight Bowl Games

USF makes its sixth straight bowl appearance and posts a 31-26 victory against Clemson in the Meineke Car Care Bowl, marking the program's fourth bowl win, third straight and first against a BCS opponent.

Sept. 3, 2011: Winning At Notre Dame

The Bulls open the 2011 season with a 23-20 road upset of the No. 16-ranked Notre Dame Fighting Irish.

Sept. 29, 2012: 69,383 Fill Ray Jay

A USF record home crowd of 69,383 fills Raymond James Stadium to watch the Bulls take on No. 4-ranked Florida State.

Dec. 29, 2016: Winning 11 Games

The Bulls defeat the SEC's South Carolina, 46-39, in overtime at the Birmingham Bowl behind an MVP performance from Quinton Flowers. The Bulls finish 11-2 and ranked 19th in the final AP poll, the program's first postseason ranking.

Dec. 23, 2017: 10 Wins & Top 25

USF downs Texas Tech, 38-34, to win a second straight Birmingham Bowl and finish 10-2 and ranked No. 21 in the final AP poll, completing a program record 20 straight weeks appearing in the Top 25.

Sept. 22, 2018: Fastest to 150

When USF defeated East Carolina, 20-13, on Sept. 22, 2018, it marked the program's 150th FBS victory. The Bulls reached that milestone faster than any team in Florida college football history.

Dec. 9, 2019: Florida Native Scott Named Head Coach

Florida native Jeff Scott is hired as the fifth head coach in program history. The former Clemson offensive coordinator helped lead the Tigers to five straight CFP appearances and two national titles (2016 & 2018).

SWEET PAD!

Raymond James Stadium hosted Super Bowl 55 on Feb. 7, as the Bucs defeated the Chiefs in the stadium's third Super Bowl. It also hosted the 2017 CFP Championship game. In recent years, the stadium has undergone major upgrades securing its stature among the finest venues:

- The first venue IN THE WORLD to feature Sportsbeam LED Field Lighting, which allows for 2.1 million color combinations and 100s of lighting effects. (2020)
- The addition of 5G network connectivity. (2020)
- \$10.4 million in COVID-19 mitigation, cleaning and sanitization enhancements, including installation of 775 hand sanitizer stations in the stadium and surrounding lots. (2020)
- Nearly \$160 million in upgrades (2018), including: a new 8,000-square-foot, full-service premium sports bar, new East & West Stadium Clubs that include sleek new bars, a club lounge, massive video displays, 162 TVs, and a state-of-the-art audio system, concourse and concession enhancements and locker rooms.
- State of the art, high visibility 9,600-square-foot video displays in both end zones along with the addition of a new 2,300-square-foot video towers in each corner and stadium ribbon board. All together, the video displays cover more than 28,000-square-feet, making Raymond James Stadium the third-largest video displays in the United States.



ing games of 14.3 ypc (vs. The Citadel, 2020), 13.0 ypc (vs. ECU, 2020), 11.0 ypc (vs. Florida A&M), 7.6 ypc (vs. Memphis, 2020) and 6.6 ypc (at Houston, 2020).

NOTING QB TIMMY "Q" MCCLAIN

- Ranks 9th nationally averaging 14.52 yards per completion and leads the Bulls with 16 explosive plays on the year (15 passing, 1 rushing).
- Named Game 3 starter vs. FAMU, he became the 11th USF starter to win their debut and the 20th starting quarterback in 25 seasons of USF football.
- McClain led five scoring drives, including touchdown drives of 75 and 87 yards, and 31 points through three quarters vs. FAMU before sitting the fourth quarter. He finished 12 of 23 for 163 yards and a touchdown and ran for 51 yards. On his opening drive, he had a 27-yard run and a 31-yard pass.
- McClain goes by "Q," which is a curiosity because the letter doesn't appear in his first or last name. It's a take-off on his middle name — Jahqueal — which couldn't be pronounced by his youth-football teammates or coaches, so Q was adopted as his nickname. It stuck.
- McClain considers himself a quarterback connoisseur. Since an early age, he has studied books and videos about NFL and college quarterbacks. One of his favorites is Pro Football Hall of Fame member Bart Starr, who played for the Green Bay Packers from 1956-71 and was the Most Valuable Player of the first two Super Bowls. Starr retired from the NFL about three decades before McClain's birth.
- McClain committed to USF in April 2020, when COVID-19 prevented in-person evaluations, and stayed with the Bulls as interest soared while he had an elite senior season. McClain was instrumental in convincing his teammate, wide receiver Jimmy Horn Jr., to select USF on the final hours leading into Signing Day.
- The high school teammate of fellow Bull freshmen Jimmy Horn Jr., he helped lead Seminole HS (12-0) to the Class 8A state championship game, the program's first championship title and appearance.
- McClain was a four-year starter at Sanford Seminole High School, which was 12-0 and a Class 8A state champion in 2020. He passed for 6,351 yards, a 64.7 completion percentage, 68 touchdowns and just 11 interceptions in his high-school career, while rushing for 940 yards and 17 scores. As a senior, he passed for 1,529 yards and 16 touchdowns, while rushing for 577 yards and 10 scores.
- He accounted for three touchdowns in a come-from-behind victory over Apopka in the state semifinals, leading a pair of fourth quarter scores including a 58-yard go-ahead TD run with 3:47 to play...he ran 17 times for 136 yards and two touchdowns while passing for 126 yards and a TD in the game.
- Completed 64 percent of his passes for 2,314 yards and 25 touchdowns in 11 games as a junior in addition to rushing for 175 yards and five touchdowns.
- McClain's father, also named Timmy McClain, is a criminal defense attorney in Orlando and a former college quarterback at Livingstone College.

**DEFFENSIVE NOTES
BULLS POSTS BEST OUTING IN LAST TWO SEASON IN VICTORY OVER TEMPLE**

The USF defense controlled the line of scrimmage and delivered it's strongest effort in the Jeff Scott Era in a 34-14 victory over Temple (10.23)

- Held Temple to 48 yards rushing (-4 on the first half), 231 total yards and 8 first downs, all the best efforts since the Bulls held Temple to -4 yards rushing, 85 total yards and 7 first downs in 2017.
- USF allowed Temple to run just 35 plays, smashing the previous record for a low by a USF opponent of 46 set by Pittsburgh (2006) and Florida A&M (2005).
- S Mekhi LaPointe recorded his second interception of the season and the fifth of his career, catching a ball deflected by Christian Williams in the USF endzone to thwart a Temple scoring attempt.
- LB Antonio Grier recorded an interception for the second straight game, collecting this one in the fourth quarter. He also had a sack and three tackles.
- LBr Dwayne Boyles led the Bulls with six tackles.
- It was the first time USF did not record a punt in a game since Sept. 19, 2009, a 59-0 home victory against Charleston Southern. That's a span of 149 games.

GRIER GONE WILD

Junior linebacker Antonio Grier recorded his first career interception vs. Tulsa (10.16) and made it memorable as he weaved through traffic on a 69-yard touchdown return that stands as the third longest in program history and the longest ever by a linebacker.

- He followed it up with a fourth-quarter interception vs. Temple, to post INT's in back-to-back games.
- Grier earned ACC Honor Roll recognition after the Tulsa game adding 7 tackles, 1.5 tackles for loss and forcing and recovering a fumble on the Tulsa 12 that set USF up for its first touchdown of the game to go with his 69-yard interception return.
- Grier leads USF with three TFL and two sacks and ranks third with 41 tackles in 2021.
- Grier led the team with 59 tackles, 3.0 sacks and 5.5 TFL while earning second team all-conference in 2020.

BOYLES AT HEART OF BULLS DEFENSE

Linebacker Dwayne Boyles led USF in tackles (75) and tackles for loss (12.5) in 2019, but had his 2020 season limited by missing action. The junior is the heart of the Bulls defense, making many of the reads and play calls from his linebacker position.

- Posted interceptions in back-to-back games at SMU (10.2) and vs. Tulsa (10.16)
- At SMU, posted 10 tackles, collected his second career interception and led the Bulls with 1.5 tackles for loss.
- Boyles entered 2021 as USF's top returner in career tackles and TFL with 138 and 18.5, respectively. Fellow linebacker Antonio Grier is the next closest with 117 and 14.0.
- After posting four tackles in the 2020 season opener, Boyles missed the next three games (Notre Dame, Cincin-

SITUATIONAL RECORDS

Under Scott 2021

vs. Top-25 opponents (AP/Coaches)	0-4	0-2
vs. Top-10 opponents (AP/Coaches)	0-2	0-1
USF scores first	2-3	2-1
Opponent scores first	1-9	0-3
USF leads after 1st quarter	1-0	1-0
Opponent leads after 1st quarter	0-11	0-3
USF leads at half	3-3	2-1
Tied at half	0-0	0-0
Opponent leads at half	0-9	0-3
USF leads after 3rd quarter	3-3	2-1
Opponent leads after 3rd quarter	0-9	0-3
Tied after 3rd	0-0	0-0

USF OFFENSE

SCORING: 17 points or less	0-4	0-1
SCORING: 20 or more points	3-6	2-3
SCORING: 30 or more points	2-4	2-1
SCORING: 40 or more points	0-1	0-0
TOTAL OFFENSE: 400 or more yards	3-1	2-0
TOTAL OFFENSE: 500 or more yards	1-1	1-0
TOTAL OFFENSE: 300 yards or less	0-5	0-3
RUSHING: 200 or more yards	3-1	2-0
RUSHING: 300 or more yards	2-0	1-0
RUSHING ATT: 40 or more	2-5	2-2
PASSING: 200 or more yards	0-4	0-0
PASSING: 300 or more yards	0-2	0-0
PASSING ATT: 30 or more	0-7	0-2
1st DOWNS: at least 20	2-6	1-2
3rd DOWNS: convert 40% or more	2-2	1-1
TURNOVERS: two or less	3-8	2-3

USF DEFENSE

SCORING: allow 15 points or less	2-0	1-0
SCORING: allow 20 points or less	2-0	1-0
SCORING: allow 21 points or more	0-12	0-4
TOTAL OFFENSE: 300 yards or less	2-0	1-0
RUSHING: allow 150 yards or less	2-3	2-1
RUSHING: allow 100 yards or less	1-0	1-0
PASSING: allow 150 yards or less	1-1	0-0
PASSING: allow 100 yards or less	1-0	0-0
1st DOWNS: allow 15 or less	1-0	1-0
3rd DOWNS: convert 33% or less	2-2	2-2
TURNOVERS: two or more	2-4	1-2

TEAM COMPARISON

RUSHING YARDS: USF has more	3-4	2-1
PASSING YARDS: USF has more	1-4	0-0
TOTAL YARDS: USF has more	3-1	2-0
TURNOVERS: USF has fewer	2-3	1-2
TIME OF POSSESSION: advantage	2-5	2-1
1ST DOWNS: USF has more	2-3	1-1
PENALTIES: USF has fewer	3-5	2-2
SPECIAL TEAMS SCORE: USF scores TD	1-1	0-1

USF INDIVIDUALS

RUSHING: 100-yard rusher	1-1	1-0
PASSING: 200-yard passer	0-3	0-0
RECEIVING: 100-yard receiver	0-1	0-0
RUSH/PASS: 100-yard rusher/200-yard passer	0-1	0-0

USF LARGEST CROWDS

1. 99,235	at Penn State	Sept. 3, 2005	L, 23-13
2. 90,612	at Florida	Sept. 12, 2010	L, 38-14
3. 83,524	at Florida State	Sept. 26, 2009	W, 17-7
4. 82,617	at Auburn	Sept. 8, 2007	W, 26-23 OT
5. 80,795	at Notre Dame	Sept. 3, 2011	W, 23-20
6. 78,900	at South Carolina	Sept. 18, 2004	L, 34-3
7. 78,111	at Wisconsin	Sept. 27, 2014	L, 27-10
8. 76,780	at Alabama	Aug. 30, 2003	L, 40-17
9. 74,432	at Oklahoma	Sept. 28, 2002	L, 31-14
10. 72,811	at Florida State	Sept. 12, 2015	L, 14-34
11. 70,401	at Michigan St.	Sept. 7, 2013	L, 21-6
12. 69,383	vs. Florida State	Sept. 29, 2012	L, 30-17
13. 67,012	vs. West Virginia	Sept. 28, 2007	W, 21-13
14. 66,469	vs. Miami	Nov. 28, 2009	L, 31-10
15. 65,948	vs. UCF	Oct. 13, 2007	W, 64-12

BOLD = HOME

SEASON HONORS AMERICAN CONFERENCE

PRESEASON AII-AAC HONORS

- Antonio Greir (LB):** Phil Steele, 1st Team; Athlon: 3rd Team
- Dwayne Boyles (LB):** Phil Steele, 2nd Team; Athlon: 4th Team
- Donovan Jennings (OT):** Phil Steele, 3rd Team; Athlon: 2nd Team
- Kelley Joiner (RB):** Phil Steele, 4th Team
- Brad Cecil (OC):** Phil Steele, 4th Team; Athlon: 4th Team
- Demontrey Jacobs (OT):** Phil Steele, 4th Team;
- Mitchell Brinkman (TE):** Athlon: 4th Team
- Demetris Harris (OG):** Athlon: 3rd Team
- Rashawn Yates (DT):** Athlon: 4th Team

AAC PLAYERS OF THE WEEK

- Week 7 :** Brian Battie, KR - Special Teams POW (100-yard return)
- AAC HONOR ROLL**
- Week 3:** Jaren Mangham, RB (3 TD)
- Week 7:** Antonio Gier, LB (INT TD, FF, FR.)
- Week 8:** Jaren Mangham (152 yds) & Spencer Shrader (52 yd FG)

GAME CAPTAINS

- Week 1 (NC State):** Brinkman, Cecil, Boyles, LaPoint3
- Week 2 (Florida):** Harris, Williams, Grant, Mims
- Week 3 (Florida A&M):** Wiggs, Jennings, Mangum, Nichols
- Week 4 (BYU):** Grier, Pinkney, Jacobs, Hopple

QUOTABLE

"How proud I am of Timmy McClain. In this environment on 4th-and-goal at the one, that's the loudest - I don't care, LSU, anywhere, Clemson, it don't get louder than right there on that fourth down and to see our guys push through there, that's something we can build on...Watching him go in, again, he wasn't perfect, but he's gotten better each and every week. This environment was unbelievable and for him to go out and get the calls, the snaps, the cadence. Timmy's feet were really the difference for us. He made some plays and I feel comfortable with him being our starter and we'll take it week-by-week it goes."

- **Jeff Scott on Timmy McClain following the BYU game on Sept. 25**

"I love when the lights are on. I love big stages. I feel like those big moments show character."

- **Jaren Mangham, Sept. 27, 2021**

nati and ECU) due to being on the unavailable list.

■ The Miami native returned for the Temple game and promptly led USF with nine tackles and blocked his first career field goal, turning back a Temple attempt just before the half.

■ In the 2020 season finale, Boyles led all players with 13 tackles and added 2.0 TFL in a 58-46 loss to UCF.

DAY DAY MAKIN' PLAY PLAYS

Sophomore defensive back Daquan "Day Day" Evans continues to emerge as a playmaker in the secondary.

■ Posted a career-best 8 tackles to lead USF at BYU and equaled that effort vs. Tulsa.

■ Posted a then career-best 7 tackles in the 2021 season opener at NC State.

■ Emerged as a big play maker in his 2020 campaign.

■ He posted **interceptions in three straight games**, getting picks vs. Temple, Tulsa and Memphis - returning the last vs. the Tigers 51 yards for a touchdown.

■ He led USF with three interceptions on the year and with returns of 56, 51 and 31 yards, his 138 return yards were just 26 shy of the USF season record set in 2007.

■ Saw action in 12 games as a true freshman and returned his first career interception 52 yards against Memphis (11/23)

■ Evans has **three 50-yard-plus interception returns on his career** and his 190 career return yards are second all-time, just 29 shy of the USF record held by Trae Williams (2004-07).

BIG PLAYS COME IN PAIRS

For just the sixth time in program history, USF scored on a defensive touchdown and a special teams touchdown in the same game vs. Tulsa (10.16) - Antonio Grier's 69-yard interception return and Brian Battie's 100-yard kickoff return. It had been more than 14 years since USF last accomplished the feat.

The last:

* Vs. Cincinnati (Nov. 3, 2007) - 100-yard kickoff return by Mike Jenkins and 73-yard interception return by Trae Williams.

RECORDS WATCH

TOUCHDOWNS RUSHING - SEASON

NAME	TD	YEAR
1. Quinton Flowers (QB)	18	2016
2. Marlon Mack (RB)	15	2016
3. Andre Hall	13	2005
4. Jaren Mangham	12	2021
Q. Flowers/M. Ford	12	2015/2007
6. 3 with	11	last Q. Flowers/D. Tice, 2017
9. Matt Grothe	10	2004

CONSECUTIVE FIELD GOALS MADE

NAME	#	DATES
1. Emilio Nadelman	13	9.15-10.21, 2017
Marvin Kloss	13	8.31-12.7, 2013
3. Maikon Bonanin	12	11.11.11-10.6.12
4. Spencer Shrader	9	9.2-present
Tied with Coby Weis (2018) & Emilio Nadelman (2015)		

LONGEST FIELD GOALS MADE

NAME	#	DATES
1. Bill Gramatica	63	11/18/00
2. Delbert Alvarado	56	11/11/06
3. Marvin Kloss	52	10/5/13
Spencer Shrader	52	10/23/21
5. Emilio Nadelman	51	11/4/17
Bill Gramatica	51	9/16/00

40+ YARD FIELD GOALS IN A GAME

NAME	GAME
4. Spencer Shrader	at Memphis, 11/7/20

INTERCEPTION RETURN YARDS - CAREER

NAME	YARDS	YEAR
1. Trae Williams	219 (16)	2004-07
2. Daquan Evans (So.)	190 (4)	2019-
3. Devin Abraham	189 (9)	2014-17

TOUCHDOWN RECEPTIONS - CAREER

NAME	TD	YEAR
1. Andre Davis	17	2011-14
8. Mitchell Wilcox	11	2016-19
Marquez Valdes-Scantling	11	2016-17
10. Hugh Smith	10	1999-2002
RJ Anderson	10	1998-99
Bryce Miller	7	2019-present

QUOTABLE

"That offensive line is the group that leads us. It's a very old group. They know what they're doing. They get us in the right calls and that's something we can hang our hat on. Brad, he makes the right call 97, 98 percent of the time. That guy is on it. There are ones he gets right that maybe we wouldn't. No. 1, when you have a center that can do that, it just makes you so much more multiple and able to do so many more things."

- **Charlie Weis Jr. on Brad Cecil, 9.30.21**

"Why would I? I loved USF right from that first day. It's Tampa Bay. It's Florida. It's palm trees. I loved the vibe, that Florida vibe. I felt safe here, and I still feel safe. I never wanted to leave... I am so happy I'm at USF with all these guys. I love it more than ever."

- **Antonio Grier, on if he took any other recruiting visits than USF, Tampa Bay Times, 8.23.21**

"On that first day, we told each other, 'This is where we are going to be. This is going to be us... What we've been through together in this time has formed a bond forever.'"

- **LB Dwayne Boyles on his USF visit, which co-**



AMERICA'S FASTEST RISING UNIVERSITY

U.S. News and World Report released its latest higher education rankings (2021) and the University of South Florida continues to be America's fastest-rising university, according to U.S. News. Over the past 10 years, USF has risen 48 spots among public universities from No. 94 to No. 46 and 67 spots among all universities (public or private), from No. 170 to No. 103. No other university in the country has risen so far so quickly. This also marks the third year in a row that USF is ranked in the top 50 among public universities.

■ Designated a "Preeminent State Research University" by the Florida board of governors in 2018, USF is in elite company with the University of Florida and Florida State University as the only three state universities to earn the designation.

■ USF enrollment **surpassed 50,000 students** for the first time in the fall of 2017, now with 50,830 students currently enrolled across the three campuses: USF Tampa, USF St. Petersburg and USF Sarasota-Manatee.

■ USF is the nation's 7th leading public university in generating new United States utility patents and ranks 16th among universities worldwide.



CHAMPA BAY!

The Bay area has staked a claim as the epicenter of championship sports teams in recent years. Home to four professional sports organizations, including the MLB Rays, NHL Lightning, NFL Buccaneers and USL Rowdies. All have had outstanding championship seasons in the last two years, making celebratory boat parades on the Hillsborough River in downtown Tampa a common occurrence..

■ Since 2020, the Bay Area has claimed a **Super Bowl Champion**, two **Stanley Cups**, an **American League Pennant** and a **USL Conference Championship**.

■ The **Tampa Bay Lightning** repeated as Stanley Cup champions as they downed the Montreal Canadiens (4-1) in the 2021 Stanley Cup Finals after dispatching the Dallas Stars (4-2) in 2020. The Lightning also won the Cup in 2004. They have reached the playoffs 5 of the last 6 seasons and the conference finals four times in that span.

■ The **Tampa Bay Buccaneers** acquired sure Hall of Fame players Tom Brady and Rob Gronkowski prior to the 2020 season and went on to down the Kansas City Chiefs (31-9) to win Super Bowl 55 in Raymond James Stadium. The Buccaneers became the first team in NFL history to play in and win a Super Bowl that was held at its home stadium. The Bucs also won a Super Bowl in 2002.

■ The **Tampa Bay Rays** won the American League pennant and reached the 2020 World Series, falling to the Los Angeles Dodgers in six games. The Rays also reached the 2008 World Series. The Rays had the best record in the American League (third-best in MLB) as of Aug. 28, 2021, and their established ace was former USF pitcher Shane McClanahan.

■ The **Tampa Bay Rowdies** soccer team won its conference and reached the USL Championship final in 2020.

■ The NBA's **Toronto Raptors** also played the 2020-21 season in Tampa's Amalie Arena.



BULLS WIN PK SHOOTOUT VS. CONFERENCE CHAMPION WOMEN'S SOCCER TEAM

Football met futbol on the USF soccer pitch late in fall camp as Coach Scott brought the Bulls next door following a practice to challenge USF's four-time defending conference champion women's soccer team. It was a penalty-kick shootout between Coach Denise Schilte-Brown's women's soccer team and the football team. Amid the backdrop of Scott making a \$10,000 donation USF's "Stampede for Women," an initiative designed to raise scholarship money and build facilities for USF's women's sports. After five rounds of PKs, it was tied 4-4. So it was down to the coaches. With Scott in goal, Schilte-Brown hit the goal post. Scott fired his opportunity just past Schilte-Brown's reach to gain the win. Linebacker Dwayne Boyles served as the Bulls goalie and made one crucial save.



THE USF FOOTBALL PROGRAM

- The Bulls have had five head coaches in 25 seasons.
- USF was ranked for a program record 20 straight weeks (2016-2017) has spent 48 weeks in the Top 25.
- The Bulls reached as highly as the No. 2 ranking in 2007, becoming the fastest program to go from inception to a top 10 ranking in FBS history.
- USF has played in 10 bowl games and won six.
- USF has claimed victories in Tampa over Louisville, West Virginia, Georgia Tech, Pittsburgh, Kansas and North Carolina among others.
- USF has claimed road or neutral site wins over Florida State, Auburn, Clemson, Notre Dame, Miami, Louisville, NC State, West Virginia and TCU among others.
- USF has had 30 first-team All-Conference selections, including 1 Offensive Player of the Year, 1 Defensive Player of the Year, 2 Special Teams Players of the Year and 1 Rookie of the Year.
- USF has had five players selected a first-team All-American a total of six times.
- 13 USF players have been part of 17 Super Bowl teams, 10 part of a Super Bowl Champion, including last year as Bay area product Austin Reiter (Chiefs) and Jason Pierre-Paul (Buccaneers) went head to head.



RAYMOND JAMES STADIUM: HOME OF BULLS, BUCS & SUPER BOWLS

TOP USF SEASON AVERAGE ATTENDANCE				
RANK	AVERAGE	YEAR	GAMES	ATTENDANCE
1.	53,170	2007	6	319,019
2.	52,553	2009	6	315,319

TOP USF GAME CROWDS					
RANK	ATTENDANCE	OPPONENT	DATE	WINNER	SCORE
1.	69,383	Florida St.	9/29/2012	FSU	L, 30-17
2.	67,012	West Virginia	9/28/2007	USF	W, 21-13
3.	66,469	Miami	11/28/2009	UM	L, 31-10
4.	65,948	UCF	10/13/2007	USF	W, 64-12
5.	63,976	Cincinnati	10/15/2009	UC	L, 34-17

- USF is one of the few college programs that play in an NFL stadium, opened on Sept. 20, 1998.
- Raymond James Stadium is home to the NFL's Tampa Bay Buccaneers and has hosted three Super Bowls: Super Bowl XXXV in 2001 (Ravens and Giants) and Super Bowl XLIII in 2009 (Steelers and Cardinals) and Super Bowl LV in 2021 (Chiefs and Buccaneers). The stadium also hosted the 2017 CFP National Championship Game won by Clemson over Alabama.



WELCOME TO THE SUNCOAST NOTING TAMPA & THE BAY AREA

- The greater Tampa Bay area has a population of more than 4 million and is one of the fastest growing areas in the country. It is the **12th largest TV market** in the United States.
- Tampa ranks as fifth-most popular American city according to a Pew Research Center study.
- Tampa ranked as the 5th best outdoor city by Forbes. The area's average highs range 70 to 90 °F year round, and lows 52 to 76 °F.
- Nicknames: Cigar City & The Big Guava
- Tampa is near 18 beaches. In 2020, Trip Advisor rated Siesta Key the No. 1 Beach in America followed closely by St. Petersburg Beach (No. 2) and Clearwater Beach (No. 5).

QUOTABLE

"That offensive line is the group that leads us. It's a very old group. They know what they're doing. They get us in the right calls and that's something we can hang our hat on. Brad, he makes the right call 97, 98 percent of the time. That guy is on it. There are ones he gets right that maybe we wouldn't. No. 1, when you have a center that can do that, it just makes you so much more multiple and able to do so many more things."

- **Charlie Weis Jr. on Brad Cecil, 9.30.21**

"Why would I? I loved USF right from that first day. It's Tampa Bay. It's Florida. It's palm trees. I loved the vibe, that Florida vibe. I felt safe here, and I still feel safe. I never wanted to leave... I am so happy I'm at USF with all these guys. I love it more than ever."

- **Antonio Grier, on if he took any other recruiting visits than USF, Tampa Bay Times, 8.23.21**

"On that first day, we told each other, 'This is where we are going to be. This is going to be us... What we've been through together in this time has formed a bond forever.'"

- **LB Dwayne Boyles on his USF visit, which coincided with fellow LB Antonio Grier, Tampa Bay Times, 8.23.21**

"You guys are powerful human beings, strong men, great representatives of our university. When you come out and support us in these numbers, it gives us the power to plow through a game like (beating the Gators). I always want our football team to win. I want you to win even more now. We are behind you guys, too!"

- **USF women's head soccer Coach Denise Schilte-Brown, following the Bulls PK contest with the soccer team.**

"I hope I can have just half the impact on my players as Coach Bowden had on his players,"

- **Jeff Scott**

SPECIAL TEAMS NOTES GETTING HIS KICKS

Kicker Spencer Shrader, a former soccer player who walked on to the team in 2019, is having a career year:

■ Shrader is one of 9 players in the nation that are perfect on FGs on the year. His 9 FG lead the AAC and he is tied for second in the conference with a 20-for-20 mark in PAT.

■ Shrader has gone 9-for-9 on field goal attempts and is four behind the program record for most consecutive field goals made (13 by Emilio Nadelman from Sept. 15-Oct. 21, 2017 and Marvin Kloss from Aug. 31-Dec. 7, 2013).

■ Dating to last season, Shrader has converted on 13 of his last 14 attempts (the only miss was a 46-yarder against UCF in the 2020 season finale). Shrader's string includes made field goals of 52, 49, 49, 47, 46, 44, 42 and 41 yards.

■ Against Temple (10.23), Shadrer hit a 52-yarder — the 11th made field goal in USF football history of 50 yards or greater — to tie for the third longest made field goal in program history: It is the second-longest in the AAC in 2021.

■ Shraders has 25 touchbacks on 35 kickoffs on the year.

RETURN GAME IS STRONG

The Bulls have had significant success in punt and kickoff returns on the year.

■ The Bulls rank 34th in kickoff returns (23.47) and main returner Brian Battie ranks No. 7 nationally averaging 30.1 yards per return, including a 100-yarder vs. Tulsa (10.16).

■ USF ranks 19th nationally in punt returns (13.38) while Xavier Weaver is averaging 14.7 ypr.

STOKES SHINES IN "FOOTBALL" DEBUT

The Bulls' 27-year old punter Andrew Stokes — an import from ProKick Australia — has impressed with a massive leg since his arrival at USF, but last Thursday he put that potential to the test in his first-ever American football game.

■ Stokes punted eight times for 361 yards and a 45.1 ypp average at NC State (9.2). His long punt of 66 yards ranks tied for the ninth-longest in USF history and he maintained a high arc that allowed NC State just two returns for a total of 12 yards.

■ Stokes - 6-5, 228 — had not even seen a college football game in person before playing at NC State.

■ A veteran of Australian Rules Football, Stokes spent the previous seven years playing for the Railways in the Great Northern Football League before being picked up by East Fremantle in the WA Football League...he posted 10.8 disposals, 3.6 marks and .3 goals per game...he played 15 games in his WAFL career, logging 124 kicks, 54 marks, 179 hitouts, 5 goals, 38 handballs, 25 tackles and 162 disposals...also played 83 games for East Fremantle's Reserves.

POSTGRADUATES

The 2021 roster features 13 players that have already received their undergraduate degree, including sophomore quarterback Cade Fortin and three of his primary targets in TE Mitchell Brinkman, WR Bryce Miller and WR Latrell Williams as well as five defensive linemen that will figure prominently in the depth chart.

The list: Cade Fortin (QB), Latrell Williams (WR), Kevin Kegler (DT), Brock Nichols (S), Blake Green (DT), Bryce Miller (WR), Thad Mangum (DT), Andrew Mims (LB), Darrien Grant (DT), Demetris Harris (G), Jarrett Hopple (G), Mitchell Brinkman (TE) and Kelvin Pinkney (DT).

TIME TO "EAT"

The Bulls 2021 season slogan is "It's Time To E.A.T." The "E" stand for Embrace, the "A" Attack and the "T" Together. Coach Scott has said the team was setting the table in 2020, now it is time to eat.

CLEMSON CONNECTION

Head Coach Jeff Scott is just one of five primary staff connections for the USF program to the Clemson program. Scott's father, Brad, serves as the Bulls Chief of Staff and was a key member of the Tiger's staff from 2001-2019. Assistant Coaches Daquan Bowers and Xavier Dye both played at Clemson and coached at Clemson. Bowers earned consensus All-America honors following his junior season at Clemson in 2010 in which he posted 67 tackles, 26 tackles for loss and led the nation with 15.5 sacks. He earned the Bronko Nagurski Trophy as college football's top defensive player, the Ted Hendricks Award as the nation's top defensive end and the ACC's Defensive Player of the Year award. A dean's list student at Clemson, Dye played wide receiver for the Tigers from 2007-10 and was two-year starter (2009-10). The most recent Clemson addition is assistant coach Cam Aiken who worked on Dabo Swinney's staff for nine seasons, serving last season as a senior offensive assistant helping the Tigers to once again return to the College Football Playoff as he worked closely with offensive coordinator Tony Elliott.

QUOTABLE

"I think what I'm most pleased with is his (Weaver) punt returning. Honestly, [we weren't] consistent catching punts leading into our first game in practice with who we had back there. So I asked the team after practice 'Who else can catch punts?' ... Weaver raised his hand.

I haven't asked him if he ever caught punts in high school, [but] ... He looks very natural doing it. You've got to be a little fearless to be back there and catch it with guys on top of you. So that's probably what I'm most pleased with. I see the wideout stuff every day in practice, he's very gifted at that position ... I'm really proud of what he's doing on punt return."


- **Jeff Scott on Xavier Weaver - 9.18.21**

"There are no moral victories. The goal is to win the game and we didn't win the game. We played very poorly in the first half, but I do think we're going to look back on this game in the second half and the way this group responded, being down 35-3 (at the half) and take some good things away from it. It's very easy and very common for teams in that situation to roll over and quit. But our guys competed and hung together. I think we're going to look back three, four, five weeks from now and say that the second half of this game is where we really started to turn the corner."

- **Jeff Scott, after Florida Game - 9.11.21**

"We know that if we have our mind right and we execute we will have the result we had in the second half today. But we also know we have to do it for all four quarters. We're going to keep getting better. We will get there."

- **Dwayne Boyles, after Florida Game - 9.11.21**



JPP NAMED TO NFL TOP 100

USF first team All-American defensive end Jason Pierre-Paul (2009) has gone on to earn three NFL Pro Bowl selections (2012, 2013, 2020) and a pair of Super Bowl Championships (2012, New York Giants & 2020, Tampa Bay Buccaneers). He was recently named to the NFL Top 100 players for 2020-21.

■ 57 schools had a player named to the NFL Top 100, but only three in Florida: USF, FSU & FAU

■ USF is one of just three AAC schools with an NFL Top 100 player: USF, SMU & Cincinnati

■ USF has had 13 players make a total of 17 appearances in the Super Bowl, including Chiefs' Center Austin Reiter and Pierre-Paul facing each other in Super Bowl LV in Tampa. With JPP becoming the first Bulls' player to earn two Super Bowl titles.



THE HERD

In 2015, the USF Student Government passed a resolution to officially rename the USF student section The Herd. USF's student section can number more than 12,000, making it among the largest in the nation. Front row fans that arrive early and paint their bodies green and gold are known as **The Beef Studs**.

BULLS IN THE POLLS - WEEKS IN TOP 25: 48; TOP 20: 32; TOP 15: 12; TOP 10: 4

2021 WEEK	AP	COACHES	2021 WEEK	AP	COACHES
Preseason	NR	NR	Week 8	NR	NR
Week 1	NR	NR	Week 9	NR	NR
Week 2	NR	NR	Week 10		
Week 3	NR	NR	Week 11		
Week 4	NR	NR	Week 12		
Week 5	NR	NR	Week 13		
Week 6	NR	NR	Week 14		
Week 7	NR	NR	Week 15		

FOR THE RECORD:

HOME; ROAD; CONFERENCE; NON-CONFERENCE MARKS

HOME RECORD

■ **OVERALL:** 101-55 (.643) record in home games since the program started in 1997

RAYMOND JAMES STADIUM: 95-52 (.646)

* USF played the 1997 home schedule and the first two games of the '98 season in Tampa Stadium, going 6-3, moving to Raymond James for the Citadel game in '98.

■ **Winning Home Record:** 17 of 22 seasons.

Undefeated Home Record: 3 seasons: 2002, '01 & '00

One Loss Home Record: 8 seasons: 2017, '16, '15, '07, '06, '05, 1999 & '98.

Best Home Record: 7-0 in 2001.

■ **Losing home records:** 6 seasons: 2020 (1-3); 2019 (2-5); 2014 (2-5); 2013 (1-5); 2012 (2-4), 2011 (3-4) and 2004 (2-4).

ROAD GAME RECORD

■ **OVERALL:** 53-73 record in true road games

■ **Road winning road records:**

6 seasons: 2017, '16, '10, '07, '03 & '02

Road .500 record: 5 seasons: 2018, '09, '08, '06 & 1998

■ **CONFERENCE ROAD GAMES:** 29-41

American Conference Road Games: 15-18

Most Wins in a season: 4 (2016)

CONFERENCE RECORD

After spending the first six seasons of program history as an independent, USF joined Conference USA in 2003 and moved to the BIG EAST in 2005. Realignment morphed the BIG EAST into The American in 2013.

■ **OVERALL:** 60-78 in 19th year as conference member.

AMERICAN: 30-37; 9th season;

BIG EAST: 22-34 (.392) eight seasons;

C-USA 8-8 (.500) two seasons.

■ **AAC East Division:** 18-8 (.692), 5 seasons

Losses: vs. UCF (2017, 2018, 2019), at Temple (2016, 18 & 19), Cincinnati (2018, 2019)

■ **Most wins in a season:** 7, 2016.

■ **Conference Openers:** 10-8, 5-3 in The American.

NON-CONFERENCE RECORD

OVERALL: 50-28 (.641) in regular-season, nonconference games in 16th season as a conference member.

■ **AMERICAN:** 17-16, 9th season.

■ **BIG WINS Since 2007:** at Notre Dame (2011), vs. Miami (2010), at Florida State (2009), at N.C. State (2008), vs. No. 10 Kansas (2008), at Auburn (2007) & vs. North Carolina (2007).

■ **BIG EAST (2005-2012):** 30-9 (.769) in regular-season, nonconference matchups in 8 seasons.

■ **C-USA:** 3-3 (.500) record in two seasons.

ASSOCIATED PRESS (Week 9)

RK	TEAM	RECORD	PTS	TREND
1	Georgia (63)	1,575	1	7-0
2	Cincinnati	1,477	2	7-0
3	Alabama	1,417	4	7-1
4	Oklahoma	1,383	3	8-0
5	Ohio State	1,311	5	6-1
6	Michigan	1,270	6	7-0
7	Oregon	1,165	10	6-1
8	Michigan State	1,160	9	7-0
9	Iowa	1,035	11	6-1
10	Ole Miss	1,034	12	6-1
11	Notre Dame	922	13	6-1
12	Kentucky	849	15	6-1
13	Wake Forest	801	16	7-0
14	Texas A&M	700	17	6-2
15	Oklahoma State	682	8	6-1
16	Baylor	513	20	6-1
17	Pittsburgh	510	23	6-1
18	Auburn	481	19	5-2
19	SMU	473	21	7-0
20	Penn State	471	7	5-2
21	San Diego State	390	22	7-0
22	Iowa State	298	NR	5-2
23	UTSA	235	24	8-0
24	Coastal Carolina	132	14	6-1
25	BYU	44	NR	6-2

COACHES POLL (WEEK 9)

RK	TEAM	REC	PTS	1ST	HI/LO
1	Georgia	7-0	1600	64	1 — 1/5
2	Cincinnati	7-0	1469	0	3 1 2/10
3	Alabama	7-1	1439	0	4 1 1/5
4	Oklahoma	8-0	1430	0	2 -2 2/5
5	Ohio State	6-1	1338	0	5 — 3/12
6	Michigan	7-0	1313	0	6 — 6/NR
7	Michigan State	7-0	1208	0	7 — 7/NR
8	Oregon	6-1	1139	0	10 2 3/12
9	Mississippi	6-1	1019	0	12 3 9/25
10	Iowa	6-1	1008	0	11 1 2/18
11	Notre Dame	6-1	950	0	13 2 7/13
12	Kentucky	6-1	857	0	14 211/NR
13	Wake Forest	7-0	838	0	15 213/NR
14	Texas A&M	6-2	736	0	17 3 5/NR
15	Oklahoma State	6-1	684	0	9 -6 9/23
16	Southern Methodist	7-0	535	0	19 316/NR
17	Penn State	5-2	517	0	8 -9 4/20
18	Baylor	6-1	509	0	20 218/NR
19	Pittsburgh	6-1	487	0	23 419/NR
20	San Diego State	7-0	431	0	21 120/NR
21	Auburn	5-2	418	0	22 119/NR
22	Texas-San Antonio	8-0	219	0	25 322/NR
23	Iowa State	5-2	190	0	NR 3 8/NR
24	Coastal Carolina	6-1	134	0	16 -8 15/24
25	NC State	5-2	73	0	18 -718/NR

VS. RANKED TEAMS

■ **LAST:** L, 35-27 at No. 15 BYU, Sept. 25, 2021

■ **LAST WIN:** W, 52-45 vs. No. 22 Navy on Oct. 28, 2016 in Raymond James Stadium.

■ **OVERALL RECORD:** 11-32 all-time vs. FBS ranked teams since joining the FBS in 2000.

15-37 overall vs. ranked foes, including a 4-5 record vs. I-AA (FCS) teams from 1997-2000.

■ **AT HOME:** USF is 7-16 at home vs. FBS ranked teams, last posting a win with a 52-45 win vs. No. 22 Navy, Oct. 28, 2016.

■ **ON THE ROAD:** 4-15 on the road vs. FBS ranked, last posting a win with a 23-20 victory at No. 16/18 Notre Dame on Sept. 3, 2011.

Wins vs. ranked teams on the road: W, 24-19 at No. 9 West Virginia (2006); W, 26-23 at No. 17 Auburn (2007); W, 17-7 at No. 18 Florida State (2009); W, 23-20 at No. 16 Notre Dame (2011)

FUTURE NON-CONFERENCE SCHEDULES

2022	2023	2024	2025	2026	2027	2028	
Sept. 3	BYU	Aug. 31	LOUISVILLE	Sept. 5	FAU	Sept. 9	at Miami
Sept. 10	HOWARD	Sept. 7	at Alabama	Sept. 12	at Alabama	Sept. 11	at Boise State
Sept. 17	at Florida	Sept. 14	NC STATE	Sept. 19	at Louisville	Sept. 18	FLORIDA A&M
Sept. 24	at Louisville	Sept. 21	W. KENTUCKY	Sept. 20	SAN JOSE ST.	Sept. 25	at N. Illinois
						Sept. 13	at Notre Dame



JEFF SCOTT YEAR-BY-YEAR

2nd Season as a Head Coach

15th season overall in collegiate coaching

YEAR	SCHOOL	RECORD	POSTSEASON
2021	USF (HC)	2-5	
2020	USF (HC)	1-8	
HEAD COACH RECORD		3-13	-

2019	Clemson (Co-Offensive Coord./WR)	14-1*	CFP Championship Game
2018	Clemson (Co-Offensive Coord./WR)	15-0*	CFP National Title
2017	Clemson (Co-Offensive Coord./WR)	12-2*	CFP (Sugar)
2016	Clemson (Co-Offensive Coord./WR)	14-1*	CFP National Title
2015	Clemson (Co-Offensive Coord./WR)	14-1*	CFP Championship Game
COORDINATOR RECORD		70-5[^]	*5 ACC Titles/5 CFP

[^] Became coordinator in 2014 Russel Athletic Bowl

2014	Clemson (WR Coach/Recruiting Coord.)	10-3	Russel Athletic Bowl (W)
2013	Clemson (WR Coach/Recruiting Coord.)	11-2	Orange Bowl (W)
2012	Clemson (WR Coach/Recruiting Coord.)	11-2	Chick-fil-A Bowl (W)
2011	Clemson (WR Coach/Recruiting Coord.)	10-4*	Orange Bowl (L)
2010	Clemson (WR Coach/Recruiting Coord.)	6-7	Meineke Bowl (L)
2009	Clemson (WR Coach/Recruiting Coord.)	9-5	Music City Bowl (L)
2008	Clemson (GA then WR Coach)	7-6 [^]	Gator Bowl (L)
CLEMSON ASSISTANT COACH RECORD		130-31[^]	[^] assistant midway through 2008

2007 Presbyterian College (WR Coach)

BOWL RECORD (Assistant) **10-5** **15 Bowl Games**

CFP GAMES (Assistant) **6-3** **2-2 in Championship**

HIGH SCHOOL

2005-06 Head Coach, Blythewood HS (S.C.) won 3A State Title

Scott helped lead the Clemson to five straight College Football Playoff appearances, four CFP Championship games and national titles in the 2016 and 2018 seasons while coaching in nine CFP games and posting a 6-3 record.

HEAD COACH JEFF SCOTT

2nd Season at USF/2nd Season Overall Clemson, 2003

Named the fifth head coach in USF football history on Dec. 9, 2019, Jeff Scott was one of the most respected coordinators and recruiters in the nation when he took over the Bulls program.

Having served as the co-offensive coordinator at Clemson since 2015 and as a member of the Tigers' football staff at his alma mater since 2008, Scott was a key part of the rise of one of the most dominant football programs in the nation. He helped lead the Tigers to five straight College Football Playoff appearances, four CFP Championship game appearances (2015, 2016, 2018 & 2019 seasons) and national titles in the 2016 and 2018 seasons while coaching in nine CFP Playoff games and posting a 6-3 record. Scott returns to a home field in Raymond James Stadium where Clemson scored 21 fourth-quarter points to defeat Alabama, 35-31, in the CFP National Championship game on Jan. 9, 2017 to claim the program's first national title in 35 years.

SCOTT NOTABLES

CHAMPIONSHIP COORDINATOR

► In his five seasons serving as co-offensive coordinator/wide receivers coach, Clemson posted a 70-5 record and claimed five ACC championships.

► Clemson finished the 2019 season ranked No. 4 nationally in scoring offense (43.9 ppg) and No. 5 in total offense (528.7 ypg).

► During his stint as co-offensive coordinator, the Tigers went 70-5 (38-2 in the ACC) with just two regular season losses and posted the four winningest seasons in program history (2018 (15-0), 2019 (14-1), 2015 (14-1), 2016 (14-1)).

► Clemson averaged 40 points and 500 yards per game, while Tigers quarterbacks completed better than 66 percent of their passes. Clemson averaged better than 500 yards per game in four seasons and set 138 team and individual records, including marks for total offense (527.2 ypg), scoring offense (44.3 ppg), passing offense (5,009 yards), rushing offense (3,723 yards) and touchdowns (90).

► The top three total offense seasons in program history came with Scott as co-offensive coordinator, as did the top three scoring seasons, all with 577 points or better.

FLORIDA & COACHING IN THE BLOOD

► Born in Arcadia, Fla., just an hour and a half south (93 miles) of the USF campus.

► Scott's father, Brad, a 1979 graduate of USF, coached high school football in the state and spent 11 years as an assistant coach to Bobby Bowden at Florida State, including the last four as offensive coordinator and claiming the 1993 national title.

► During his father's tenure at Florida State, Scott attended elementary school at Florida High Elementary which was across the street, about 200 yards from the FSU practice fields and he would join his father every afternoon at practice after school.

AT HOME IN RAY JAY

► Scott returns to a home field in Raymond James Stadium where Clemson scored 21 fourth-quarter points to defeat Alabama, 35-31, in the CFP National Championship game on Jan. 9, 2017 to claim the program's first national title in 35 years.

PRODUCING NFL PLAYERS

► Eight wide receivers Scott coached were on 2019 NFL rosters, including Bay area products, Ray Ray McCloud, Deon Cain and Artavis Scott.

► He coached Fort Myers, Fla., product Sammy Watkins, a two-time All-American who set school season records for receptions (101), receiving yards (1,464) and touchdowns (12) and career marks for receptions (240), receiving yards (3,391) and receiving touchdowns (27) before being selected in the first round of the NFL Draft.

► Under Scott, DeAndre Hopkins earned second-team All-America honors before selection in the first round of the NFL Draft and going on to make four Pro Bowls.

ELITE RECRUITER


► Scott was Clemson's recruiting coordinator 2008-14, leading the Tigers to top-10 ranked classes in his first season of 2009 and also in 2011 and 2012.

► He was named a top-10 recruiter nationally by ESPN.com (2014), a top 25 national recruiter seven times by Rivals.com (2012, 2014, 2015, 2016, 2017, 2018, 2019) and the ACC Recruiter of the Year in 2015 by Rivals and in 2018 by 247Sports.

ONE SMART MATHEMATICIAN


► Graduated cum laude with a degree in mathematics, having earned President's List recognition with a 4.0 grade-point average in 2001 and 2002.

2021 USF FOOTBALL STAFF



CHARLIE WEIS JR.
Offensive Coordinator/Quarterbacks

Alma Mater: Kansas, '15
2nd Season with USF
• OC for FAU team that was 14th in NCAA in scoring in 2019
• On staffs with Atlanta Falcons and New England Patriots
• Won 2016 national championship as analyst at Alabama



ALLEN MOGRIDGE
Offensive Line Coach/Assistant Head Coach

Alma Mater: North Carolina, '99
2nd Season with USF
• O-line at FIU ranked in top 10 in sacks in '18 & '19
• Helped FIU to three straight bowl appearances
• Has nearly 20 years of coaching experience



CAM AIKEN
Running Backs/Run Game Coord.

Alma Mater: Clemson, '11
1st Season with USF
• Previous 9 seasons on Clemson staff
• Worked closely with Scott on offensive planning at Clemson
• Part of 6 CFP runs and 2 national championships with Tigers



BOBBY BENTLEY
Wide Receivers/Pass Game Coord.

Alma Mater: Presbyterian, '90
1st Season with USF
• Spent previous 5 seasons at South Carolina
• Highly successful high school coach in South Carolina
• Named a Rivals Top 25 Recruiter in 2019



XAVIER DYE
Tight Ends Coach/Recruiting Coord.

Alma Mater: Clemson, '10
2nd Season with USF
• Scott was his position coach as a WR at Clemson
• Coached with Scott at Clemson as a GA with the WRs
• Wide receivers coach at West Virginia in 2019



BRAD SCOTT
Chief of Staff

Alma Mater: USF, '79
2nd Season with USF
• Former head coach at South Carolina (1994-98)
• Offensive coordinator at Florida State, helping win 1993 national championship and quarterback Charlie Ward claim the Heisman Trophy.



ALBERT BOONE
Director of Football Operations

Alma Mater: Florida State, '03
4th Season with USF



GLENN SPENCER
Defensive Coordinator/Safeties

Alma Mater: Georgia Tech, '87
2nd Season with USF
• DC for FAU team that led NCAA in takeaways in 2019
• Coached 10 seasons at Oklahoma State
• Won two conference titles as head coach at West Georgia



GEORGE BARLOW
Cornerbacks Coach

Alma Mater: Marshall, '90
1st Season with USF
• Previous 7 seasons at NC State/Asst. HC for defense
• Brings 30 years of collegiate coaching experience
• Played safety at Marshall



DA'QUAN BOWERS
Defensive Line Coach

Alma Mater: Clemson, '19
2nd Season with USF
• Was No. 1 overall high school prospect by ESPN in 2008
• Second-round draft pick of the Tampa Bay Bucs in 2011
• Coached with Jeff Scott at Clemson



ERNIE SIMS
Linebackers Coach

Alma Mater: Florida State, '18
2nd Season with USF
• No. 9 overall pick in the 2006 NFL Draft/8 NFL seasons
• All-America linebacker at Florida State/No. 1 recruit in '03
• A Parade and USA Today prep All-American



DANIEL DA PRATO
Special Teams Coordinator

Alma Mater: Louisiana-Monroe, '03
2nd Season with USF
• Coached at Arkansas in 2019
• Coached two All-Americans at Montana State
• Played quarterback at ULM from 2002-03



AJ ARTIS
Strength & Conditioning Coach

Alma Mater: Campbell, '15
1st Season with USF
• Previously head strength & conditioning coach at Tennessee
• Spent two seasons at Duke
• Three-year football letterman at Campbell (WR & TE)



MIKE GIGLIO
Director of Recruiting and Pro Liaison

Alma Mater: Florida, '08
5th Season with USF

USF ATHLETIC COMMUNICATIONS

4202 E. Fowler Ave., ATH 100,
Tampa, FL 33620
OFFICE: 813-974-2125 FAX: 813-974-5328

**Associate AD/Communications/
Football Contact:** Brian Siegrist
Siegrist@USF.edu
Cell: 813-293-3897
**Associate Communications Director/
Secondary Football:** Dave Albrecht
Albrecht25@usf.edu
Cell: 561-525-4997
**Associate Communications Director/
Secondary Football:** Mike Hogan
MHogan@USF.edu
Cell: 813-469-0616

Website: www.GoUSFBulls.com



USF MEDIA POLICIES

WEEKLY PRESS CONFERENCE

USF holds a weekly press conference every TUESDAY at 11:30 a.m. during regular game weeks. Head coach Jeff Scott and selected players will be available in person in the Lee Roy Selmon Athletics Center.

Scott will also conduct a weekly update via ZOOM on THURSDAYS at 11:30 a.m. Links for that ZOOM call will be provided weekly.

CREDENTIAL REQUESTS

The online application for football credentials for the 2020 season can be found at https://gousfbulls.com/sb_output.aspx?form=25 . If you are requesting multiple credentials for a group, a form must be submitted for each person and emails provided for screening. Individual game credential requests must be made a week prior to each game. Due to limited capacity in the 2020 season, credential requests will be determined on a game-by-game basis and notifications on confirmation or denial provided by Tuesday of game weeks. Credentials will be available for pickup at Raymond James Stadium ONLY on game days at the south plaza will call window (far right).

REFERENCING USF

When referring to the University please be aware of the following policy regarding usage:

First references to the school and its intercollegiate athletics program should always be the **University of South Florida**.

Secondary reference used should be **USF, South Florida** or **Bulls**.

Please refrain from using:

S. Florida, South Fla. or similar combinations.

INTERVIEW POLICIES

Under no circumstances should media members contact USF coaches or student-athletes without prior consent and approval from Associate Director of Athletics Brian Siegrist or Associate Communications Director Dave Albrecht. The same policy applies to the family members of student-athletes. To request interviews outside of regularly-scheduled availabilities, please contact the USF Communications department at least 24 hours in advance. Only head coach Jeff Scott, defensive coordinator Glenn Spencer and offensive coordinator Charlie Weis Jr. are available from the coaching staff to speak with the media during the season. Freshman student-athletes are not available to the media until they have competed in a game for USF.

PLAYER INTERVIEWS

Players will be available twice per week during a normal game week. Those availabilities will occur after practices on Tuesday and during requested one-on-one periods on Thursday. To request a specific player for a one-on-one feature interview, please contact the USF Communications department at least 24 hours in advance.

STAFF INTERVIEWS

Coach Scott will be available two times per week during normal game weeks. Scott is available Tuesday during his weekly press conference (11:30 a.m.) and Thursday during his weekly ZOOM update (11:30 a.m.). He can also be heard on Monday evenings on the USF Football Radio Show on 95.3 WDAE. USF Offensive and defensive coordinators will be available after practice on Wednesdays. No other football coaching staff members are available to speak with the media.

POSTGAME POLICY

The USF locker room is closed at all times. Coach Scott will address the media following his postgame with the team. USF will take interview requests for players at the beginning of the fourth quarter and will provide 5-6 players post-game. On the road, USF will conduct interviews via ZOOM, with Coach Scott and 3-4 players available. All ZOOM links will be provided prior to game time.

COLLEGEPRESSBOX.COM

CollegePressBox.com is a great resource for media covering the Bulls and the AAC. Not only does it have media guides from the entire conference, but it also houses logos, head shots, action shots and much more. For access to the site, email Ted Gangi at webmasteratcollegepressbox.com.

▼ WEEKLY USF FOOTBALL MEDIA SCHEDULE ▼

MON	TUES	WED	THURS	FRI	SAT	SUN
Weekly Presser 12:30 PM: HC Jeff Scott & Players Radio Show 6-7 p.m. 95.3 WDAE;	NO availability	NO availability TRAVEL DAY	GAME DAY Postgame availability In person on site	NO availability	NO availability	NO availability

BULLS IN THE NFL

USF has 6 former Bulls under contract on 2021 NFL rosters as of Sept. 6.

Player (Pos.) Team (Yrs with Team)

Rodney Adams (WR) Chicago Bears (2021)
D'Ernest Johnson (RB) Browns (2019-21)
Marlon Mack (RB) Colts (2017-21)
Jason Pierre-Paul (DE) Buccaneers (2018-21)
Austin Reiter (OL) Dolphins (2021)
Marquez Valdes-Scantling (WR) Packers (2018-21)
Mitchell Wilcox (TE) Cincinnati Bengals (2020-21)

Free Agents That Were On Rosters in 2020

Mike Love (DE) Bills (2018-21)
Aaron Lynch (LB) Jaguars (2021)
Deadrin Senat (DL) Falcons (2018-21)



USF STUDENTS BRING THE NOISE TO RAY JAY

■ USF boasts one of the largest student sections in the country with 12,501 seats allocated to students and the ability to place as many as 16,000+ in the stadium.

■ USF students occupy the north endzone at Raymond James Stadium just below the Buccaneers pirate ship.

■ **The Beef Studs** are the most passionate student supporters who regularly occupy the first row and paint their bodies green and gold while donning bull horns.

USF FOOTBALL RADIO SHOW

The USF Football Radio Show airs Monday nights on 95.3 WDAE/620 AM and digitally on iHeart Radio Bulls Unlimited channel and can be watched on Youtube and Facebook (USF Football page). Bulls Head Coach Jeff Scott will join host Jim Loiuk, the Voice of the Bulls, and analyst Sam Barrington. The USF Football Radio Show airs from 6-7 p.m.



BOWDEN DNA RUNS IN USF PROGRAM

The Bobby Bowden influence is unmistakable throughout the Bulls' program. USF head coach Jeff Scott practically grew up on the practice field and in the locker room of Florida State football. That's where he mingled with dozens of All-American players as he tagged along with his father, Brad, a Seminoles assistant. That's where he decided — at age 11 — that he would one day become a college football coach. And that's where he watched and learned from the legendary Bobby Bowden. Scott vividly remembers the classic 1991 game at Doak Campbell Stadium — No. 1-ranked FSU vs. the No. 2 Miami Hurricanes. Scott sat deep in the metal locker area of quarterback Charlie Ward, a future Heisman Trophy winner, while Ward sat on a stool and Bowden came in to address the players. Scott was 3 when the family moved to Tallahassee after his father accepted a position on Bowden's staff in 1983. He was 13 when the Seminoles defeated Nebraska 18-16 on Jan. 1, 1994 at the Orange Bowl, then his father left the next day to become head coach at South Carolina.

Brad Scott, the offensive coordinator on Bowden's first national-championship team, is assisting his son as the USF chief of staff. He served for 11 seasons as an assistant coach at Florida State under Bobby Bowden, the last four seasons as offensive coordinator, helping develop Heisman Trophy winner Charlie Ward and the "Fast Break" offense the Seminoles used to win the 1993 national title.

USF's linebackers coach is Ernie Sims, a Tallahassee native and former FSU All-American who achieved his dream of playing for Bowden. Sims has a photo in his office of Bowden visiting his home during a recruiting session, when Bowden brought the No. 34 jersey (retired to honor former All-American Ron Sellers) and said Sims would be allowed to wear it if he signed with FSU.

TRANSFERS WILL HAVE MAJOR IMPACT

Entering the 2021 season, the Bulls have 29 players who played at a previous college or university, including 17 who have yet to play for USF.

■ 18 FBS transfers are on the roster.

KEY NEW TRANSFER ADDITIONS

WR Demarcus Gregory (Ole Miss)
S Matthew Hill (Auburn)
S Will Jones II (Kansas State)
RB Jaren Mangham (Colorado)
CB TJ Robinson (Rutgers)
CB Timarcus Simpson (Eastern Michigan)
DE Jamari Stewart (Mississippi State)
WR Yusuf Terry (Baylor)
CB Christian Williams (Miami)
QB Jarren Williams (Miami)

KEY TRANSFERS WITH USF EXPERIENCE

TE Mitchell Brinkman (Northern Illinois)
S Isaiah Cromarty (Webber International)
RB Darrian Felix (Oregon)
QB Cade Fortin (North Carolina)
DT Blake Green (NW Missouri State)
OL Jarrett Hoppole (Virginia Tech)
OL Demontrey Jacobs (Grambling State)
DT Thad Mangum (Wofford)
S Brock Nichols (Delaware State)
WR Bryce Miller (Southeastern University)
PK Jared Sackett (Arkansas)
DE Ryan Thaxton (Tennessee)
WR Latrell Williams (Tennessee)

STAFF CHANGES

USF's primary coaching staff features four new faces and two coaches in new positions for 2021:

Cam Aiken – Running Backs Coach/Run Game Coordinator — Joined USF in January. Worked on Dabo Swinney's Clemson staff for nine seasons and was part of two national-championship teams.

Bobby Bentley – Wide Receivers Coach/Pass Game Coordinator — Joined USF on July 1. He spent the previous five seasons at South Carolina and was a former head coach at Presbyterian College (2007-08).

George Barlow – Cornerbacks Coach — Joined USF last February. Has 30 years of college coaching experience, most recently as assistant head coach for defense and cornerbacks coach at NC State.

Xavier Dye – Tight Ends Coach/Recruiting Coordinator — Dye was wide receivers coach in 2020, but has changed positions and added to his responsibilities with coordination of recruiting.

Ernie Sims – Linebackers Coach — After one season as a quality control analyst, the former Florida State great and first-round NFL draft choice was elevated to linebackers coach.

AJ Artis – Head Strength and Conditioning Coach — Joined USF in March after three seasons with Tennessee, most recently as the Director of Football Sports Performance.

SUPER SENIORS

USF welcomed back eight players that are using the COVID season to play as "Super Seniors" in 2021, including four defensive linemen that will be key parts of the defense. They are: DT Kevin Kegler, DT Thad Mangum, DT Blake Green, DT Kelvin Pinkney, S Brock Nichols, TE Mitchell Brinkman, OL Jarrett Hoppole and OL Michael Wiggs.

BULL POUNDS

Coach Scott set a goal for the team of 500 "Bull Pounds" by the team's "Big Weigh-In" at the start of fall camp. Bull Pounds are calculated by targeted weight gains and weight loss across the roster totaled for a final tally. In the spring, the Bulls reached around 300 Bull Pounds. At the Big Weigh-In on Sept. 2, the Bulls recorded 525 Bull Pounds reached - making the goal and more. Some of the big movers in gains and losses over their 2020 playing weight are:

Donovan Jennings - (-11) to 327
Demetris Harris - (-28) to 309
Chris Carter - (-8) to 238
Antonio Grier - (-9) to 213
Darrian Grant - +9 to 263
Rashawn Yates - +9 to 280
TJ Robinson - +8 to 198
Darrian Felix - +6 to 190
Kelley Joiner - +7 to 186
Xavier Weaver - +8 to 178

YOUNG GUNS

Entering his second season, USF's Jeff Scott is the youngest head football coach in the American Athletic Conference and the 15th-youngest in the Football Bowl Subdivision. For the second straight season, Scott is younger than every opposing head coach on USF's schedule. Here are the youngest head coaches in each FBS conference (ages as of this season's Opening Weekend).

American — Jeff Scott, USF, 40 (Dec. 28, 1980)
ACC — Mike Norvell, Florida State, 39 (Oct. 11, 1981)
Big Ten — P.J. Fleck, Minnesota, 40 (Nov. 29, 1980)
Big 12 — Lincoln Riley, Oklahoma, 38 (Sept. 5, 1983)
Conference USA — Will Healy, Charlotte, 36 (Jan. 16, 1985)
MAC — Sean Lewis, Kent State, 35 (April 11, 1986)
Mountain West — Andy Avalos, Boise State, 39 (Nov. 5, 1981)
Pac-12 — Nick Rolovich, Washington State, 41 (Feb. 16, 1979)
SEC — Elijah Drinkwitz, Missouri, 38 (April 12, 1983)
Sun Belt — Kane Wommack, South Alabama, 34 (April 19, 1987)

OFFENSIVE PLAYERS TO WATCH

QB
9



TIMMY MCCLAIN • 6-1 • 196 • FR

- Has not thrown an INT in 117 attempts (6 game span), 5th longest in USF history.
- Made and won his first career start vs. FAMU (9/18)
- Led scoring drives of 94, 75, 69, 62 & 54 yards at No. 15 BYU (9/25)
- With teammate Jimmy Horn, led Seminole HS to 8A Florida State title - threw for 6,351 yards & 68 TD with just 11 INT on his high school career
- Goes by "Q" from his middle name Jahqueal.


WR
10



XAVIER WEAVER • 6-1 • 178 • SO

- Led USF in receiving in five of first six games, missed Game 7 vs. Temple
- Had a 55-yard punt return for a TD called back for roughing the kicker vs. Tulsa.
- Had career-best 5 catches for 77 yards vs. Florida A&M
- Has catches of 44, 44, 31, 29, 26 & 24 yards on the year.


WR
5



JIMMY HORN JR. • 5-9 • 170 • FR

- Posted career-best 7 catches vs. Temple to lead team with 56 yards receiving
- Posted first career 100-yard game at SMU (5 for 102 yards, 55 yards after catch)
- 2nd on the team with 16 receptions for 180 yards (11.3 ypc)
- High school teammate of Timmy McClain, Seminole HS 2020 Class 8A state title.
- Four medals at 2021 Class 8A State Track and Field Championships...state champion 4X100-meter relay (time of 41.12 ranked among the top 10 nationally)...won long jump (23-0.75), fourth in 100 meters (10.81) & triple jump (46-4.25).

RB
0



JAREN MANGHAM • 6-2 • 221 • JR

- Has a TD in 6 straight games, tied for the third-longest streak in USF history behind streaks of 11 & 7
- Ranks 4th in the nation with 12 rushing TD on the year, needs 6 for USF record.
- Career-best 152 yards on 26 carries and two TD vs. Temple (10.23).
- Set a USF record with at least two rushing TD in four straight games: Florida through SMU.
- Loves to cook Creole style learned from his grandmother Dianne Stewart, a New Orleans native who passed away from cancer on Sept. 4, 2020

RB
3



KELLEY JOINER • 5-9 • 186 • SO

- Ran for a career-best 126 yards and a touchdown vs. Temple (10.23), averaging 9.0 yards per carry.
- Has three career 100-yard games, including 116 vs. UCF in the final game of the 2020 season.
- Led USF with 387 yards rushing and 78 carries in 2020.
- Has five brothers and two sisters
- Ran for 1,006 yards and 17 TD in 3 games in senior year at South Lake HS before breaking right leg.

RB
21
BAY AREA
NATIVE



BRIAN BATTIE • 5-8 • 190 • JR

- 100-yard kickoff return for a TD vs. Tulsa, Week 7 AAC Special Teams Player of the Week.
- Ranks 7th in the nation averaging 31.4 yards per kickoff return.
- Has two career 100-yard rushing games - career-best 110 vs. Florida A&M this year and 102 vs. UCF in 2020
- Hails from Sarasota, Fla. - the hometown of USF all-time great and current Indianapolis Colt Marlon Mack
- Has led USF in rushing four times on his career.

THE BULLS' OFFENSE

QUARTERBACKS

Cade Fortin (6-3, 222), a North Carolina transfer who played sparingly in just two 2020 games due to injury, was the leader coming out of spring drills and passed for 224 yards and two touchdowns in the spring game. Scott named Fortin the Game 1 starter after three weeks of fall camp. Fortin sat out the 2019 season as he looked to transfer from North Carolina following the departure of head coach Larry Fedora. Fortin had played his 2018 freshman season at North Carolina, appearing in four games and starting two (narrowly losing against Virginia Tech and N.C. State - where he passed for 276 yards).

Freshman **Katravis Marsh (6-5, 226)**, who started at Cincinnati and played in four games last year, probably has the strongest arm on the team and throws a beautiful deep ball.

RUNNING BACKS

Oregon transfer **Darrian Felix**, who played in just three games and logged 10 carries in 2020 at USF due to injury, combines physical running between the tackles with break-away speed and added six pounds to his bring his frame to 190.

RECEIVERS


2020 leading receiver **Bryce Miller** (33 catches, 327 yards, three touchdowns) returns, as does **Latrell Williams** (22 catches, 260 yards) (out for the 2021 season with ACL suffered vs. FAMU) and **Omarion Dollison** (21 catches, 272 yards), who all ranked among the Bulls' top four receivers last year. The Bulls upgraded the position with depth (16 receivers on the roster) and size, including transfers **6-1 Demarcus Gregory** (Ole Miss) and **6-3 Yusuf Terry** (Baylor). Former walk-on **Sean Atkins (5-10)** was impressive in both spring and fall practices and earned a scholarship before the start of the 2021 season.

TIGHT ENDS

Mitchell Brinkman (6-4, 256) returns as the incumbent starter after the Northern Illinois transfer posted 15 catches for 161 yards in 2020 at USF. **Chris Carter** (6-4, 238) gives the Bulls a strong blocking presence and freshman **Gunnar Greenwald** (6-4, 238) is skilled and athletic and both will push for playing time.

OFFENSIVE LINE

The Bulls return five starters from 2020, including center **Brad Cecil** (6-4, 302), left guard **Demetris Harris** (6-3, 309 - shed 20 pounds for 2021 season), right guard **Michael Wiggs** (6-3, 306), left tackle **Donovan Jennings** (6-5, 327 - shedding 15 pounds in the off season) and right tackle **Joshua Blanchard** (6-3, 301) — representing 123 career games played and 95 starts. Grambling transfer **Demontrey Jacobs** (6-6, 305) brings great length and athleticism and, after seeing significant time at USF last year, has taken the starting job at right tackle. Cecil, Harris, Wiggs and Jennings have played three seasons side-by-side. Guard **Dustyn Hall** entered the starting line-up at BYU.



SPECIAL TEAMS

P
36



ANDREW STOKES

6-5 • 228 • FR

- A 27-year old from Perth, Australia
- Punted in the first ever football game he saw in person in the Bulls 2021 season-opener at NC State - averaged 45.1 ypp on eight attempts with a 66-yard long
- Comes from ProKick in Australia, the same program that sent punter Trent Schneider to USF. Schneider graduated last year holding nearly every USF punting record.
- Played Australian rules football for seven seasons, playing for the Railways in the Great Northern Football League before getting picked up by East Fremantle of the WA Football League.
- Moved across the Australian continent from Perth in the west to Melbourne to train for a year at ProKick with former Indiana punter Tyson Beattie (2003-06).
- Was working as a warehouse worker prior to pursuing his punting career.

DEFENSIVE PLAYERS TO WATCH

LB
5



ANTONIO GRIER JR • 6-1 • 213 • JR

- Returned an interception 69 yards for a TD vs. Tulsa (10.16) and posted an INT vs. Temple (10.23)
- Third on the team with 41 stops; Leads team with 2 sacks, 2 INT, 3 TFL and 3 QB hurries
- Named 2021 Preseason All-Conference 1st Team by Phil Steele.
- 2020 2nd Team All-AAC selection
- Led USF in tackles (59), TFL (5.5) and sacks (3.0) - 8 games/missed one


LB
11



DWAYNE BOYLES JR. • 6-3 • 228 • JR

- Posted interceptions in back-to-back games at SMU (10.2) and vs. Tulsa (10.16)
- Leads the team with 44 tackles and 2 INT, second with 2.5 TFL
- Played in just 6 games in 2020. Missed Notre Dame, Cincinnati and ECU games.
- Named 2021 Preseason All-Conference 2nd Team by Phil Steele.
- 2019: Led USF in tackles (75), solo tackles (48) and tackles for loss (12.5).
- Has three career games with double-digit tackles, including 10 at SMU (10.2.21)

CB
0



DAQUAN EVANS • 5-11 • 188 • SO

- Led team with 8 tackles at BYU • 5th on team with 38 on the year.
- Led team with 3 interceptions in 2020 - came in 3-straight games - returns of 56, 31 & 51 (TD) yards = 138, second all-time season at USF.
- Had a 51-yard pick-six at Memphis in 2020
- Nickname is "Day Day"

S
1



MATTHEW HILL • 6-1 • 186 • SO


- 2nd of the team with 42 tackles on the year • Led team with 11 stops at SMU (10.2.21)
- Played 94 snaps vs. Tulsa and has been on the field for virtually every defensive snap this season.
- Had an interception and 27-yard return at NC State
- Transferred to USF from Auburn
- Started as a wide receiver at Auburn - recorded eight receptions as a sophomore (2019) before converting to safety in 2020

S
3



VINCENT DAVIS • 5-11 • 190 • JR

- Led the team with 13 tackles & 2.0 TFL vs. Tulsa (10.16)
- 4th on team with 39 tackles, posting 21 in two games vs. SMU and Tulsa
- Has led the team in tackles twice on the year (13 vs. Tulsa, 8 vs. Florida)
- Goes by the nickname "Smoke"



SPECIAL TEAMS

K
32



SPENCER SHRADER

6-2 • 186 • SO

- String of 9 straight makes is third-longest in program history.
- 9-of-9 on FG on the year, with a career-long 52-yarder vs. Temple, a 49-yarder vs. FAMU and a 44-yarder vs. Tulsa.
- Converted 13 of his last 14 attempts (the only miss a 46-yarder in the 2020 season finale). Includes made field goals of 52, 49, 49, 47, 46, 44, 42 and 41 yards.
- Has made 17 of 24 career field goals (71%) with a long of 52 yards.
- **Set a USF RECORD** in 2020 with FOUR 40-yard-plus field goals in a game at Memphis (49, 47, 46, 41)
- Named AAC Special Teams Player of the Week (Nov. 9, 2020)
- One of the faster Bulls, he scored on a fake punt, running for a 22-yard touchdown at UConn in 2019.
- Walk-on with a big leg. Handles all kickoffs. Has hit from 65 yards out in practice.
- Home schooled soccer player, went to Brazil to attempt to play professionally.
- Sister, Sophie, is a midfielder on the University of Tampa's women's soccer team.

THE BULLS' DEFENSE

DEFENSIVE TACKLE

Seniors **Thad Mangum** (6-2, 275) (37 tackles, 4 TFL) and **Blake Green** (6-1, 276) established their interior presence last year, posting 37 tackles and 4 TFL and 21 tackles and 1.5 TFL, respectively. Both transferred into the program - Mangum in 2020 from Wofford and Green in 2019 from NW Missouri State. **Kelvin Pinkney** (6-3, 310), has 58 career tackles and returns for his fifth season with the Bulls with 41 games under his belt. Senior **Kevin Kegler** (6-2, 303), has 61 career tackles and returns after an injury plagued 2020 season in which he saw limited action.

DEFENSIVE END

The Bulls are looking for a potent edge rusher after posting just seven sacks in nine games last year, four of those coming from linebackers. Many possibilities exist, including returning veterans **Rashawn Yates** (6-3, 280), **Darien Grant** (6-4, 263) and **Tyrone Barber** (6-3, 257) who have all lined up at multiple positions along the D-line. With 41 career tackles and 8.5 TFL entering his fourth season, Yates has been the most productive. Tennessee transfer **Ryan Thaxton** (6-4, 230) had a strong spring and will be joined by young Bulls **Jason Vaughn** (6-5, 252) and **Tramel Logan** (6-2, 232) who had strong moments during the spring and fall and will vie for opportunities.

LINEBACKER

Andrew Mims (6-1, 222) is a former walk-on who was fourth on the team with 38 tackles last year and has proven to be a reliable player, including 11 tackles, 2.0 TFL and a sack vs. UCF last year. Freshman **Mac Harris** (6-0, 230) added 15 pounds from last year when he showed flashes in his freshman campaign, including eight tackles at Cincinnati. Veterans **Brian Norris Jr.** (6-2, 225) and **Keyon Helton** (6-0, 221) will vie for playing time after position changes during their careers - Norris a former running back and Helton a safety. Freshman **Demaurez Bellamy** (5-10, 228) had six tackles vs. ECU last year and true freshman **Davon Hicks** (6-0, 218) and **CJ Ross** (5-11, 2211) looked capable as early enrollees during spring drills.

CORNERBACKS

The Bulls upgraded the unit's size with transfers **TJ Robinson** (6-3, 185, Rutgers) and **Christian Williams** (6-1, 195, Miami), both of which showed strong cover skills in spring and fall drills. At 6-3, Robinson ranks among the Bulls' fastest players. Big-play cornerback **Daquan Evans** (5-11, 188), the team's leader in interceptions (3) last year, enters his third season and is a potential all-conference performer after also logging 28 tackles last year.

SAFETIES

Returning juniors **Vincent "Smoke" Davis** (5-11, 190) and **Mekhi LaPointe** (6-2, 197) bring leadership and significant USF experience. They posted 34 tackles and 33 tackles, respectively, in 2020. Transfers **Will Jones II** (5-9, 182, Kansas State) and **Matthew Hill** (6-1, 186, Auburn) looked like very strong additions as early enrollees during spring drills. Jones is among the Bulls' fastest players and showed great closing ability on the ball, but suffered a torn ACL prior to Game 1. Returners **Chris Townsel** (6-2, 190), **Brock Nichols** (6-0, 197) and **Jayden Curry** (5-11, 195) all played in eight or more games last season, with Townsel logging 32 tackles, 2.5 TFL and an interception.

NUMERICAL

No.	Name
0	Daquan Evans, DB
0	Jaren Mangham, RB
1	Matthew Hill, S
1	Jarren Williams, QB
2	Darrian Felix, RB
2	TJ Robinson, CB
3	Vincent Davis, DB
3	Kelley Joiner, Jr., RB
4	Omarion Dollison, WR
4	Christian Williams, CB
5	Anontonio Grier, LB
5	Jimmy Horn, Jr., WR
6	Cade Fortin, QB
6	Gabe Nealy, CB
7	Sincere Brown, WR
7	Will Jones II
8	Christopher Townsel, DB
8	Latrell Williams, WR
9	Davon Hicks, LB
9	Timmy McClain, QB
10	Kevin Kegler, DT
10	Xavier Weaver, WR
11	Dwayne Boyles, LB
11	Yusuf Terry, WR
12	Ben Knox, DB
12	Katravis Marsh, QB
13	Tramel Logan, DE
13	Nickolas Tshivuadi, WR
14	AJ Hamilton, DB
14	Ridge Jacobs, QB
15	Jayden Curry, DB
15	Gunnar Greenwald, TE
16	Ryan Bolduc, QB
16	Brock Nichols, DB
17	Blake Green, DT
18	Demarcus Gregory, WR
18	Jordan Smith, S
19	Jalen Herring, CB
19	Bryce Miller, WR
20	Demaurez Bellamy, LB
21	Brian Battie, RB
21	Jaelen Stokes, S
22	Mekhi LaPointe, DB
22	K'wan Powell, RB
23	Thad Mangum, DT
23	Holden Willis, WR
24	Mac Harris, DB
25	Lewai Mitchell, S
25	Kenny Scribner, P
26	Keyon Helton, LB
26	Yasias Young, RB
27	Jordan Blackmon, S
27	Leonard Parker, RB
28	Jarred Sackett, K
28	Dequan Stanley, CB
29	Brian Norris Jr., LB
30	Isaiah Cromarty, S
31	Daylan Felton, RB
32	CJ Ross, LB
32	Spencer Shrader, K
33	Timarcus Simpson, CB

2021 USF FOOTBALL ALPHABETICAL ROSTER

No.	Name	Pos.	Ht.	Wt.	Class/Elig.	Hometown (Previous Schools)
86	Flaubert Akepeu	TE	6-5	254	So./Fr.	Valrico, Fla. (Grace Christian HS)
54	Amer Amer	LB	6-1	226	Fr./Fr.	Winter Garden, Fla. (Windermere HS)
38	Sean Atkins	WR	5-10	175	So./Fr.	Viera, Fla. (Viera HS)
93	Tyrone Barber	DE	6-3	257	Jr./Jr.	Venice, Fla. (Venice HS)
21	Brian Battie	RB	5-8	165	Fr./Fr.	Sarasota, Fla. (Sarasota HS)
48	Andrew Beardall	LS	6-0	210	Jr./So.	Merritt Island, Fla. (Merritt Island HS)
20	Demaurez Bellamy	LB	5-10	228	So./So.	Deland, Fla. (Deland HS)
50	Bryce Bernard	LS	6-2	211	Fr./Fr.	Neptune Beach, Fla. (Fletcher HS)
83	Logan Berryhill	WR	6-4	182	So./Fr.	Kingsland, Ga. (Camden County HS)
72	Cole Best	OL	6-4	301	Fr./Fr.	Winter Park, Fla. (Trinity Prep)
68	Remy Bikowski	OL	6-4	302	So./So.	Woodstock, Ontario, Canada (St. Mary's HS/Fork Union Acad./Temple)
27	Jordan Blackmon	S	5-10	150	Fr./Fr.	Melbourne, Fla. (Eau Gallie HS)
57	Joshua Blanchard	OL	6-3	301	So./Fr.	Miami, Fla. (Norland HS)
11	Dwayne Boyles Jr.	LB	6-3	228	Jr./Jr.	Miami, Fla. (Miami Central HS)
89	Mitchell Brinkman	TE	6-4	256	Gr./Sr.	Council Bluffs, Iowa (Lewis Central HS/Northern Illinois)
7	Sincere Brown	WR	6-5	177	Fr./Fr.	Charleston, S.C. (First Baptist School)
16	Ryan Bolduc	QB	6-1	197	Fr./Fr.	Sarasota, Fla. (Cardinal Mooney HS)
47	Le'Vontae Camiel	DE	6-1	235	Fr./Fr.	Lake City, Fla. (Columbia HS)
39	John Cannon	K	5-9	166	Fr./Fr.	Fort Lauderdale, Fla. (University HS)
88	Chris Carter	TE	6-4	238	Jr./So.	Homestead, Fla. (South Dade HS)
74	Brad Cecil	OL	6-4	302	Jr./Jr.	Jacksonville, Fla. (Bartram Trail HS)
38	Randal Copeland	LB	6-0	212	Jr./So.	Havana, Fla. (Gadsden County HS)
53	Drew Cornelius	OL	6-5	287	Fr./Fr.	Franklin, Ga. (Heard County HS)
30	Isaiah Cromarty	S	6-1	180	Sr./Jr.	Aluchua, Fla. (Santa Fe HS/Webber International)
82	Michael Cucci	WR	6-4	170	Fr./Fr.	Bradenton, Fla. (Lakewood Ranch HS)
15	Jayden Curry	S	5-11	195	So./Fr.	Virginia Beach, Va. (IMG Academy)
3	Vincent Davis	DB	5-11	190	Jr./Jr.	Jacksonville, Fla. (Robert E. Lee HS)
4	Omarion Dollison	WR	5-9	183	Fr./Fr.	Columbia, S.C./Gray Collegiate Academy
0	Daquan Evans	CB	5-11	188	So./So.	Orlando, Fla. (Jones HS)
2	Darrian Felix	RB	5-11	190	Jr./Jr.	Fort Myers, Fla. (Fort Myers HS/Oregon)
31	Daylan Felton	RB	5-8	175	Fr./Fr.	Durham, N.C. (North Durham HS)
6	Cade Fortin	QB	6-3	221	Gr./So.	Suwanee, Ga. (North Gwinnett HS/North Carolina)
97	Will Fowler	K	6-1	200	Fr./Fr.	Spartanburg, S.C. (Spartanburg HS)
45	Darrien Grant	DE	6-4	263	Gr./Jr.	Bradenton, Fla. (Southeast HS)
17	Blake Green	DT	6-1	276	Gr./Sr.	Bradenton, Fla. (Bradenton Southeast HS/NW Missouri St.)
34	Joshua Green	CB	5-10	190	Jr./Jr.	Palm Harbor, Fla. (East Lake HS/ Univ. of Pikeville)
71	Uriah Greene	OL	6-3	285	Fr./Fr.	Charlotte, N.C. (Mallard Creek HS)
15	Gunnar Greenwald	TE	6-4	238	Fr./Fr.	Satellite Beach, Fla. (Satellite HS)
18	Demarcus Gregory	WR	6-1	217	Sr./Jr.	Duncan, S.C. (Byrnes HS/Ole Miss)
56	Mack Gresham	LS	5-10	192	Fr./Fr.	Mt. Pleasant, S.C. (Wando HS)
5	Antonio Grier Jr.	LB	6-1	213	Jr./Jr.	Atlanta, Ga. (Mays HS)
79	Dustyn Hall	OL	6-3	305	So./Fr.	Punta Gorda, Fla. (Charlotte HS)
14	AJ Hamilton	CB	5-10	183	Fr./Fr.	Dunnellon, Fla. (Dunnellon HS)
41	Mychael Hamilton	RB	6-1	190	Jr./Jr.	New Port Richey, Fla. (JW Mitchell HS/Ellsworth CC/SW Oklahoma St.)
64	Demetris Harris	OL	6-3	309	Gr./Jr.	Jacksonville, Fla. (Robert E. Lee HS)
24	Mac Harris	LB	6-0	230	Fr./Fr.	The Villages, Fla. (The Villages Charter School)
85	Christian Helms	WR	6-2	195	So./Fr.	Seffner, Fla. (Seffner Christian HS)
26	Keyon Helton	LB	6-0	221	Jr./So.	Pensacola, Fla. (West Florida HS)
19	Jalen Herring	CB	5-11	172	Fr./Fr.	Tallahassee, Fla. (Lawton Chiles HS)
9	Davon Hicks	LB	6-0	218	Fr./Fr.	Vero Beach, Fla. (Vero Beach HS)
1	Matthew Hill	S	6-1	186	So./So.	Lawrenceville, Ga. (Brookwood HS/Auburn)
76	Jarrett Hoppie	OL	6-7	320	Gr./Sr.	Suffolk, Va. (Nansemond River HS/Virginia Tech)
5	Jimmy Horn Jr.	WR	5-9	170	Fr./Fr.	Sanford, Fla. (Seminole HS)
67	Demontrey Jacobs	OL	6-6	305	Sr./Jr.	Gonzales, La. (East Ascension HS/Grambling)
14	Ridge Jacobs	QB	6-1	190	Fr./Fr.	Jacksonville, Fla. (Atlantic Coast HS)
73	Donovan Jennings	OL	6-5	327	Jr./Jr.	Tampa, Fla. (Gaither HS)
58	Reggie Johnson II	LB	6-0	212	Fr./Fr.	Tampa, Fla. (Carrollwood Day HS)
3	Kelley Joiner Jr.	RB	5-9	186	So./So.	Clermont, Fla. (South Lake HS)
7	Will Jones II	S	5-9	182	So./Fr.	Mansfield, Texas (Summit HS/Kansas State)
10	Kevin Kegler	DT	6-2	303	Gr./Sr.	Madison, Fla. (Madison County HS)
75	Andrew Kilfoyl	OL	6-5	315	Fr./Fr.	Tampa, Fla. (Gaither HS)

2021 USF FOOTBALL ALPHABETICAL ROSTER

12	Ben Knox	CB	6-2	192	Fr./Fr.	DeLand, Fla. (DeLand HS)
61	Gannon Lanning	OL	6-7	303	Fr./Fr.	Spring Hill, Fla. (Springstead HS)
22	Mekhi LaPointe	S	6-2	197	Sr./Jr.	Seffner, Fla. (Armwood HS)
13	Tramel Logan	DE	6-2	232	Fr./Fr.	Miami, Fla. (Booker T. Washington HS)
60	Patrick Manconi	OL	6-3	302	Fr./Fr.	Tampa, Fla. (Middleton HS)
0	Jaren Mangham	RB	6-2	221	Jr./Jr.	Detroit, Mich. (Cass Tech HS/Colorado)
23	Thad Mangum	DT	6-2	275	Gr./Sr.	Piedmont, S.C. (Christ Church HS/Wofford Univ.)
12	Katravis Marsh	QB	6-5	226	Fr./Fr.	Hialeah, Fla. (Miami Central HS)
9	Timmy McClain	QB	6-1	196	Fr./Fr.	Sanford, Fla. (Seminole HS)
62	Matthew McDuffie	OL	6-5	318	Fr./Fr.	Glen Saint Mary, Fla. (Baker County HS)
19	Bryce Miller	WR	5-10	181	Gr./Jr.	St. Petersburg, Fla. (East Lake HS/Southeastern Univ.)
59	Andrew Mims	LB	6-1	222	Gr./Jr.	St. Johns, Fla. (Bartram Trail HS)
25	Lewai Mitchell	S	6-1	191	Fr./Fr.	Maitland, Fla. (Orangewood Christian HS)
44	Thomas Nance	TE	6-3	257	So./Fr.	Eagle Lake, Fla. (Lake Region HS)
6	Gabe Nealy	CB	6-4	187	Fr./Fr.	Miami, Fla. (Gulliver Prep HS)
16	Brock Nichols	S	6-0	197	Gr./Sr.	Naples, Fla. (Barron Collier HS/Delaware State)
29	Brian Norris Jr.	LB	6-2	225	Jr./So.	Chiefland, Fla. (Chiefland HS)
27	Leonard Parker	RB	5-11	235	So./Fr.	Tampa, Fla. (Plant HS)
63	Brock Parry	OL	6-3	297	So./Fr.	Coral Springs, Fla. (Travella HS)
96	Kelvin Pinkney	DT	6-3	310	Gr./Sr.	Sarasota, Fla. (Booker HS)
22	K'wan Powell	RB	5-9	205	Fr./Fr.	Vernon, Fla. (Vernon HS)
80	Bailey Purcell	WR	5-11	177	Fr./Fr.	Seminole, Fla. (Seminole HS)
77	Cesar Reyes	OL	6-5	314	Fr./Fr.	Tampa, Fla. (Chamberlain HS)
81	Garret Reynolds	WR	6-1	186	Fr./Fr.	Lake Wales, Fla. (Lake Wales HS)
46	Dylan Ridolph	LB	6-0	225	Fr./Fr.	Wesley Chapel, Fla. (Wiregrass Ranch HS)
2	TJ Robinson	CB	6-3	198	So./Fr.	Riverview, Fla. (Riverview HS/Rutgers)
32	CJ Ross	LB	5-11	211	Fr./Fr.	Jacksonville, Fla. (Trinity Christian HS)
28	Jared Sackett	K	6-1	185	Sr./Jr.	Fort Worth, Texas (Timber Creek HS/UTSA/Arkansas)
70	Sebastian Sainterling	OL	6-2	362	Jr./So.	Hollywood, Fla. (Chaminade-Madonna HS)
25	Kenny Scribner	P	5-11	222	So./Fr.	Punta Gorda, Fla. (Charlotte HS)
37	Malcolm Seaborn	WR	6-0	180	Fr./Fr.	Jacksonville, Fla. (Atlantic Coast HS)
98	De'Juan Sease	DT	6-2	290	Jr./Jr.	Bamberg, S.C. (Bamberg-Ehrhardt HS/Allen University)
32	Spencer Shrader	K	6-2	186	So./So.	Lithia, Fla. (Newsome HS)
33	Timarcus Simpson	CB	5-11	190	Jr./Jr.	Tampa, Fla. (Sickles HS/Eastern Michigan)
55	Colby Smith	DT	6-3	269	Fr./Fr.	Neptune Beach, Fla. (Fletcher HS)
18	Jordan Smith	S	6-1	180	Fr./Fr.	Lake City, Fla. (Columbia HS)
28	Dequan Stanley	CB	5-10	173	Fr./Fr.	St. Augustine, Fla. (St. Augustine HS)
42	Jamari Stewart	DE	6-4	220	So./Fr.	Port St. Lucie, Fla. (Centennial HS/Mississippi State)
36	Andrew Stokes	P	6-5	228	Fr./Fr.	Perth, Australia (ProKick)
21	Jaelen Stokes	S	6-1	190	Fr./Fr.	Auburndale, Fla. (Auburndale HS)
94	Keeon Terrell	DE	6-3	240	Fr./Fr.	Fort Myers, Fla. (Fort Myers HS)
11	Yusuf Terry	WR	6-3	191	Jr./So.	Philadelphia, Pa. (Imhotep Charter HS/Baylor)
99	Ryan Thaxton	DE	6-4	230	Sr./Jr.	Alexandria, Va. (St. Stephen's & St. Agnes HS/Fort Scott CC/Tennessee)
8	Christopher Townsel	S	6-2	190	Fr./Fr.	Deerfield Beach, Fla. (Deerfield Beach HS)
13	Nickolas Tshivuadi	WR	6-4	185	Fr./Fr.	Clearwater, Fla. (Clearwater Academy International)
43	La'Javier Turner	S	5-11	203	Fr./Fr.	Havana, Fla. (Gadsden County HS)
78	Alec Valet	OL	6-3	265	So./Fr.	Titusville, Fla. (Astronaut HS/Jacksonville Univ.)
40	Jason Vaughn	DE	6-5	252	So./So.	Miami, Fla. (Advance Prep Acad.)
10	Xavier Weaver	WR	6-1	178	So./So.	Orlando, Fla. (Orlando Christian Prep)
52	Michael Wiggs	OL	6-3	306	Sr./Sr.	Lakeland, Fla. (Lake Gibson HS)
4	Christian Williams	CB	6-1	195	So./So.	Daphne, Ala. (Daphne HS/Miami)
1	Jarren Williams	QB	6-3	210	Jr./So.	Lawrenceville, Ga. (Central Gwinnett HS/Miami/Garden City CC)
8	Latrell Williams	WR	5-11	185	Gr./Jr.	Lake City, Fla. (Columbia HS/Independence CC/Tennessee)
23	Holden Willis	WR	6-4	201	Fr./Fr.	Greenback, Tenn. (Greenback School)
91	Rashawn Yates	DE	6-3	280	Jr./Jr.	Port St. Lucie, Fla. (Treasure Coast HS)
26	Yasias Young	RB	5-9	185	Fr./Fr.	Fort Myers, Fla. (Fort Myers HS)

NUMERICAL

34	Joshua Green, DB
36	Andrew Stokes, P
37	Malcolm Seaborn, WR
38	Sean Atkins, WR
38	Randal Copeland, LB
39	John Cannon, K
40	Jason Vaughn, DE
41	Mychael Hamilton, RB
42	Jamari Stewart, DE
43	La'Javier Turner, DB
44	Thomas Nance, TE
45	Darrien Grant, DE
46	Dylan Ridolph, LB
47	Le'Vontae Camiel, DE
48	Andrew Beardall, LS
50	Bryce Bernard, LS
52	Michael Wiggs, OL
53	Drew Cornelius, OL
54	Amer Amer, LB
55	Colby Smith, DT
56	Mack Gresham, LS
57	Joshua Blanchard, OL
58	Reggie Johnson II, LB
59	Andrew Mims, LB
60	Patrick Manconi, OL
61	Gannon Lanning, OL
62	Matthew McDuffie, OL
63	Brock Parry, OL
64	Demetris Harris, OL
67	Demontrey Jacobs, OL
68	Remy Bikowski, OL
70	Sebastian Sainterling, OL
71	Uriah Greene, OL
72	Cole Best, OL
73	Donovan Jennings, OL
74	Brad Cecil, OL
75	Andrew Kilfoyl, OL
76	Jarrett Hopple, OL
77	Cesar Reyes, OL
78	Alec Valet, OL
79	Dustyn Hall, OL
80	Bailey Purcell, WR
81	Garret Reynolds, WR
82	Michael Cucci, WR
83	Logan Berryhill, WR
85	Christian Helms, WR
86	Flaubert Akepeu, TE
88	Chris Carter, TE
89	Mitchell Brinkman, TE
91	Rashawn Yates, DL
93	Tyrone Barber, DL
94	Keeon Terrell, DE
96	Kelvin Pinkney, DL
97	Will Fowler, K
98	De'Juan Sease, DT
99	Ryan Thaxton, DE

USF FOOTBALL DEPTH CHART

(Game 8)

OFFENSE

POS	#	Name	Ht.	Wt.	Cl.
WR	10	Xavier Weaver	6-1	178	So.
	18	Demarcus Gregory (TR)	6-1	217	Jr.
TE	89	Mitchell Brinkman (TR)	6-4	256	Gr.
	88	Chris Carter	6-4	238	So.
RT	67	Demontrey Jacobs (TR)	6-6	305	Jr.
	77	Cesar Reyes (BA)	6-5	314	Fr.
RG	79	Dustyn Hall	6-3	305	Fr.
	52	Michael Wiggs (BA)	6-3	306	Sr.
C	74	Brad Cecil	6-4	302	Jr.
	70	Sebastian Sainterling	6-2	362	So.
LG	64	Demetris Harris	6-3	309	Jr.
	76	Jarrett Hopple (TR)	6-7	320	Gr.
LT	73	Donovan Jennings (BA)	6-5	327	Jr.
	57	Joshua Blanchard	6-3	301	Fr.
QB	9	Timmy McClain	6-1	196	Fr.
	6	Cade Fortin (TR)	6-3	221	So.
	12	Katravis Marsh	6-5	226	Fr.
	1	Jarren Williams	6-3	210	So.
HB	0	Jaren Mangham (TR)	6-2	221	Jr.
	21	Brian Battie (BA)	5-8	165	Fr.
	2	Darrian Felix (TR)	5-11	190	Jr.
SLOT	3	Kelley Joiner Jr.	5-9	186	So.
	38	Sean Atkins	5-10	175	Fr.
	19	Bryce Miller (BA) (TR)	5-10	181	Gr.
WR	5	Jimmy Horn Jr.	5-9	170	Fr.
	4	Omarion Dollison	5-9	183	Fr.
	11	Yusuf Terry (TR)	6-3	191	So.

SPECIALISTS

POS	#	Name	Ht.	Wt.	Cl.
P	36	Andrew Stokes	6-5	228	Fr.
	25	Kenny Scribner	5-11	222	Fr.
PK	32	Spencer Shrader (BA)	6-2	186	So.
	28	Jared Sackett (TR)	6-1	185	Jr.
H	25	Kenny Scribner	5-11	222	Fr.
	48	Andrew Beardall	6-0	210	So.
LS	48	Andrew Beardall (field goals)	6-0	210	So.
	56	Mack Gresham (punts)	5-10	192	Fr.
KO	32	Spencer Shrader (BA)	6-2	186	So.
	25	Kenny Scribner	5-11	222	Fr.

RETURNERS

KR	5	Jimmy Horn Jr.	5-9	170	Fr.
	21	Brian Battie (BA)	5-8	165	Fr.
	2	Darrian Felix (TR)	5-11	190	Jr.
PR	4	Omarion Dollison	5-9	183	Fr.
	10	Xavier Weaver	6-1	178	So.
	19	Bryce Miller (BA) (TR)	5-10	181	Gr.
	5	Jimmy Horn Jr.	5-9	170	Fr.

DEFENSE

POS	#	Name	Ht.	Wt.	Cl.
END	91	Rashawn Yates	6-3	280	Jr.
	99	Ryan Thaxton	6-4	230	Jr.
NOSE	17	Blake Green (BA) (TR)	6-1	276	Gr.
	96	Kelvin Pinkney (BA)	6-3	310	Gr.
	10	Kevin Kegler	6-2	303	Gr.
TACKLE	23	Thad Mangum (TR)	6-2	275	Gr.
	40	Jason Vaughn	6-5	252	So.
	13	Tramel Logan	6-2	232	Fr.
ALB	5	Antonio Grier Jr.	6-1	213	Jr.
	26	Keyon Helton	6-0	221	So.
MLB	20	Demaurez Bellamy	5-10	228	So.
	59	Andrew Mims	6-1	222	Gr.
	29	Brian Norris Jr.	6-2	225	So.
WLB	11	Dwayne Boyles Jr.	6-3	228	Jr.
	9	Davon Hicks	6-0	218	Fr.
CB	0	Daquan Evans	5-11	188	So.
	19	Jalen Herring	5-11	172	Fr.
STAR	3	Vincent Davis	5-11	190	Jr.
	8	Christopher Townsel	6-2	190	Fr.
FS	22	Mekhi LaPointe (BA)	6-2	197	Jr.
	16	Brock Nichols (TR)	6-0	197	Gr.
	1	Matthew Hill (TR)	6-1	186	So.
SS	15	Jayden Curry	5-11	195	Fr.
	2	TJ Robinson (BA) (TR)	6-3	198	Fr.
CB	4	Christian Williams (TR)	6-1	195	So.

(TR) = TRANSFER

(BA) = NATIVE OF SEVEN-COUNTY TAMPA BAY AREA

PRONUNCIATION CHART

21	Brian Battie	BAT-tee
41	DEMAUREZ Bellamy	Duh-MAR-eh
4	OMARION Dollison	OH-mar-EE-on
0	DAQUAN Evans	DAY-kwan
71	URIAH Greene	Yur-EYE-ah
64	DEMETRIS Harris	Duh-MEE-tris
26	KEYON Helton	KEY-on
9	DAVON Hicks	DAY-von
10	KELLEY Joiner	Kelly
12	KATRAVIS Marsh	Kuh-TREY-vus
22	MEKHI LaPointe	mah-KYE (sounds like: eye)
13	TRAMEL Logan	TRUH-mel
26	YASIAS Young	YUH-sigh-US

CAREER STARTS CHART

	2021	2020	2019	2018	CAREER
Demetris Harris (OL)	7	6	12	11	36
Brad Cecil (OL)	7	7	12	7	33
Donovan Jennings (OL)	7	7	8	4	26
Dwayne Boyles (LB)	7	6	11	2	26
Rashawn Yates (DT)	3	9	6	2	20
Bryce Miller (WR)	3	9	7	-	19
Blake Green (DT)	6	8	5	-	19
Antonio Grier (LB)	7	7	6	-	19
Michael Wiggs (OL)	3	8	-	6	17
Kevin Kegler (DT)	-	-	6	10	16
Mekhi LaPointe (SS)	6	6	-	4	16
Thad Mangum (DT)	7	8	-	-	15
Vincent Davis (CB)	5	6	1	3	15
Mitchell Brinkman (TE)	7	7	-	-	14
Demaurez Bellamy (LB)	4	5	1	-	10
Kelvin Pinkney (DT)	1	1	3	5	10
Latrell Williams (WR)	3	7	-	-	10
Kelley Joiner (RB)	-	7	2	-	9
Demontrey Jacobs (OL)	7	2	-	-	9
Dustyn Hall (OL)	4	4	-	-	8
Daquan Evans (DB)	7	1	-	-	8
Xavier Weaver (WR)	6	2	-	-	8
Joshua Blanchard (OL)	-	7	-	-	7
Matthew Hill (S)	7	-	-	-	7
Jarrett Hoppie (OL)	-	4	2	-	6
Andrew Mims (LB)	1	5	-	-	6
Cade Fortin (QB)	2	-	-	4 (NC)	6
Darrien Grant (DE)	3	2	-	-	5
Chris Townsend (DB)	-	5	-	-	5
Jason Vaughn (DE)	4	1	-	-	5
Jaren Mangham (RB)	4	-	1 (CO)	-	5
Timmy McClain (QB)	5	-	-	-	5
TJ Robinson (DB)	5	-	-	-	5
Omarion Dollison (WR)	4	-	-	-	4
Sean Atkins (WR)	3	-	-	-	3
Mac Harris (S)	-	2	-	-	2
Darrian Felix (RB)	2	-	-	-	2
Brock Nichols (DB)	1	1	-	-	2
Christian Williams (DB)	1	-	-	-	1
Tyrone Barber (DE)	-	-	-	1	1
Chris Carter (TE)	-	1	-	-	1
Brian Battie (RB)	1	-	-	-	1
Demarcus Gregory (WR)	1	-	-	-	1
Jimmy Horn Jr. (WR)	1	-	-	-	1

GAME-BY-GAME LEADERS

GAME	RUSHING	PASSING (C-A-YD-INT-TD)	CATCHES	REC YARDS	TACKLES
@NC State	Mangham (5-26-0)	McClain (7-13-126-2-0)	Five (2)	Weaver (73)	Mims (14)
vs. Florida	Felix (13-42-0)	Fortin (12-18-91-1-0)	Williams (4)	Weaver (68)	Davis (8)
vs. FAMU	Battie (10-110-0)	McClain (12-23-163-0-1)	Weaver (5)	Weaver (77)	Hill (8)
at BYU	Mangham (26-86-2)	McClain (17-24-186-0-0)	Weaver (5)	Weaver (76)	Evans (8)
at SMU	Battie (7-46-0)	McClain (14-22-223-0-0)	Horn Jr. (5)	Horn Jr. (102)	Hill (11)
vs. Tulsa	Mangham (13-75-1)	McClain (10-25-148-0-0)	Weaver (4)	Weaver (52)	Davis (13)
vs. Temple	Mangham (26-153-2)	McClain (10-13-0-1)	Horn Jr. (7)	Horn Jr. (56)	Boyles (6)

FIELD GOALS

Field Goals	fg	pct.	01-19	20-29	30-39	40-49	50-99	lg	blk
Jared Sackett	-	-	-	-	-	-	-	-	-
Spencer Shrader	9-9	100%	-	4-4	1-1	3-3	1-1	52	-

FG Sequence	USF	Opponents
at NC State	-	34
FLORIDA	25, 32	-
FAMU	49	49, (45), (45)
at BYU	29, 42	(22 *blocked)
at SMU	29	26, 30
TULSA	44	22, 25
TEMPLE	26, 52	-
(missed)	-	-

2021 USF GAME-BY-GAME STARTERS

OFFENSE

GAME	LT	LG	C	RG	RT	TE	QB	HB	Slot	WR	WR
at NC State	Jennings	Harris	Cecil	Wiggs	Jacobs	Brinkman	Fortin	Felix	Miller	L. Williams	Weaver
vs. Florida	Jennings	Harris	Cecil	Wiggs	Jacobs	Brinkman	Fortin	Felix	Miller	L. Williams	Weaver
vs. FAMU	Jennings	Harris	Cecil	Wiggs	Jacobs	Brinkman	McClain	Mangham	Miller	L. Williams	Weaver
at BYU	Jennings	Harris	Cecil	Hall	Jacobs	Brinkman	McClain	Battie	Atkins	Dollison	Weaver
at SMU	Jennings	Harris	Cecil	Hall	Jacobs	Brinkman	McClain	Mangham	Atkins	Dollison	Weaver
vs. Tulsa	Jennings	Harris	Cecil	Hall	Jacobs	Brinkman	McClain	Mangham	Atkins	Dollison	Weaver
vs. Temple	Jennings	Harris	Cecil	Hall	Jacobs	Brinkman	McClain	Mangham	Horn Jr.	Dollison	Gregory

**Started four wide receivers

***Started two tight ends

DEFENSE

GAME	END	NOSE	TACKLE	ALB	WLB	MLB	CB	Star	SS	FS	CB
at NC State	Yates	Green	Mangum	Grier	Boyles	Mims	Evans	Davis	Hill	LaPointe	C. Williams
vs. Florida	Yates	Green	Mangum	Grier	Boyles	Mims	Evans	Davis	Hill	LaPointe	Robinson
vs. FAMU	Grant	Green	Mangum	Grier	Boyles	Bellamy	Evans	Vaughn**	Hill	Nichols	Robinson
at BYU	Grant	Green	Mangum	Grier	Boyles	Bellamy	Evans	Vaughn**	Hill	LaPointe	Robinson
at SMU	Yates	Green	Mangum	Grier	Boyles	Bellamy	Evans	Davis	Hill	LaPointe	J. Green
vs. Tulsa	Thaxton	Green	Mangum	Grier	Boyles	Davis	Evans	Vaughn**	Hill	LaPointe	Robinson
vs. Temple	Pinkney	Green	Mangum	Grier	Boyles	Bellamy	Evans	Davis	Hill	LaPointe	Robinson

* Started Six Defensive Backs

** Started Four Defensive Linemen

TURNOVERS FORCED

TEAM	INT	FUMBLE	DEF TD	TOTAL
USF	8	2	1	10
Opponents	4	5	-	9

USF CAUSED: 10 **OPP CAUSED: 9**
USF POINTS OFF TO: 31 **OPP POINTS OFF TO: 42**
USF DEFENSIVE TD's: 1 **OPP DEFENSIVE TD's: 0**

USF TURNOVERS FORCED

QT	Play	Ball On	Result
AT NC STATE (1)			
2nd	INT: Matthew Hill of Devin Leary	USF35	Punt
FLORIDA (2)			
3rd	INT: Mekhi LaPointe of Emory Jones	UF10	Field Goal
3rd	INT: Brock Nichols of Emory Jones	UF43	Touchdown
FLORIDA A&M (1)			
3rd	FUM: Recovered by Kevin Kegler	FAMU44	Punt
BYU (0)			
N/A			
SMU (1)			
2nd	INT: Dwayne Boyles of Tanner Mordecai	USF50	Punt
TULSA (3)			
2nd	FUM: Antonio Grier of Anthony Watkins	TUL12	Touchdown
2nd	INT: Dwayne Boyles of Davis Brin	USF15	Punt
2nd	INT: Antonio Grier of Davis Brin	USF40	Touchdown
TEMPLE (2)			
1st	INT: Mekhi LaPointe D'Wan Mathis	USF00	Touchdown
4th	INT: Antonio Grier of D'Wan Mathis	TEM35	Downs

OPPONENT TURNOVERS FORCED

QT	Play	Ball On	Result
AT NC STATE (3)			
2nd	INT: McClain by Drake Thomas	NCS07	end of half
3rd	INT: McClain by Cyrus Fagan	NCS26	Touchdown
4th	INT: Fortin by Tanner Ingle	NCS45	Touchdown
FLORIDA (1)			
2nd	INT: Fortin by Kaiir Elam	FL49	Touchdown
FLORIDA A&M (1)			
2nd	FUM: Fumble by McClain	FAMU5	Punt
BYU (1)			
1st	FUM: Fumble by McClain	USF34	Touchdown
SMU (1)			
4th	FUM: Fumble by McClain	USF30	Touchdown
TULSA (1)			
2nd	FUM: Fumble by Horn Jr.	USF37	Touchdown
TEMPLE (1)			
1st	FUM: Bad snap by Beardall	USF05	Interception

USF DRIVE CHART

DISPLAYED USF/OPPONENT	Possessions	TDs	FGs Made	FGs Missed	Fumble	Int.	Safety	Punt	Turnover on Downs	End of Half	End of Game	70+ yard Drives	3 and Out
@NC State	12/13	0/6	0/1	0/0	0/0	3/1	0/0	8/3	1/0	0/1	0/1	1/4	6/1
vs. Florida	14/15	2/6	2/0	0/0	0/0	1/2	0/0	7/3	2/2	0/1	0/1	1/3	4/4
vs. Florida A&M	14/15	5/2	1/1	0/2	1/1	0/0	0/0	6/5	1/3	0/0	0/1	3/1	4/5
@BYU	8/8	3/5	2/0	0/1	2/2	0/0	0/0	2/1	0/0	0/1	0/1	2/3	2/0
@SMU	12/11	2/5	1/2	0/0	1/0	0/1	0/0	6/3	0/0	1/0	1/0	2/2	3/1
vs. Tulsa	11/14	2/4	1/2	0/0	1/1	0/2	0/0	4/3	3/1	1/0	0/1	1/2	3/1
vs. Temple	9/9	4/2	2/0	0/0	1/0	0/2	0/0	0/4	1/0	0/1	1/0	3/2	0/2
TOTALS	80/85	16/30	9/6	0/3	6/4	4/8	0/0	33/22	8/6	2/4	2/5	13/17	22/14

USF SCORING DRIVES

QT When Score Play DRIVE

at NC STATE (0 TD & 0 FG)

None

FLORIDA (2 TD & 2 FG)

1st.....4:45.....3-7..... Shrader 25-yard FG..... 17 plays-75 yards, TOP 6:06
 3rd.....9:18.....6-35..... Shrader 32-yard FG..... 4 plays-4 yards, TOP 1:04
 3rd.....4:41.....13-35..... Mangham 1-yard TD Run..... 5 plays-43 yards, TOP 1:31
 4th.....4:22.....20-42..... Mangham 2-yard TD Run..... 5 plays-27 yards, TOP 1:46

FLORIDA A&M (5 TD & 1 FG)

1st.....9:39.....3-0..... Shrader 49-yard FG..... 4 plays-5 yards, TOP 1:26
 1st.....3:43.....10-3..... Mangham 2-yard TD Run..... 8 plays-75 yards, TOP 3:44
 2nd.....13:47.....17-3..... McClain to Weaver 9-yard TD Pass..... 10 plays-49 yards, TOP 3:23
 2nd.....3:31.....24-3..... Mangham 4-yard TD Run..... 7 plays-26 yards, TOP 2:25
 3rd.....2:02.....31-10..... Mangham 9-yard TD Run..... 6 plays-87 yards, TOP 2:43
 4th.....00:18.....38-17..... Young 1-yard TD Run..... 4 plays-14 yards, TOP 1:55

at BYU (3 TD & 2 FG)

2nd.....12:41.....3-21..... Shrader 29-yard FG..... 13 plays-69 yards, TOP 6:35
 2nd.....4:57.....6-21..... Shrader 42-yard FG..... 12 plays-62 yards, TOP 5:07
 3rd.....7:25.....13-28..... Weaver 3-yard TD Run..... 14 plays-75 yards, TOP 7:35
 3rd.....3:03.....20-35..... Mangham 2-yard TD Run..... 6 plays-54 yards, TOP 2:30
 4th.....5:41.....27-35..... Mangham 1-yard TD Run..... 19 plays-94 yards, TOP 9:05

at SMU (2 TD & 1 FG)

2nd.....4:37.....3-17..... Shrader 29-yard FG..... 14 plays-63 yards, TOP 7:28
 3rd.....12:50.....10-17..... Mangham 1-yard TD Run..... 7 plays-75 yards, TOP 2:10
 3rd.....0:29.....17-27..... Mangham 1-yard TD Run..... 10 plays-75 yards, TOP 3:56

TULSA (2 TD & 1 FG)

1st.....10:51.....3-0..... Shrader 44-yard FG..... 8 plays-48 yards, TOP 4:09
 2nd.....12:55.....10-3..... Mangham 1-yard TD Run..... 4 plays-12 yards, TOP 1:56
 3rd.....4:30.....31-20..... McClain 8-yard TD Run..... 10 plays-81 yards, TOP 4:33

TEMPLE (4 TD & 2 FG)

2nd.....14:19.....7-0..... Mangham 1-yard TD Run..... 19 plays-80 yards, TOP 9:04
 2nd.....4:47.....14-0..... McClain to Gregory 4-yard TD Pass..... 12 plays-93 yards, TOP 5:13
 2nd.....00:19.....17-7..... Shrader 26-yard FG..... 11 plays-66 yards, TOP 4:19
 3rd.....8:17.....20-14..... Shrader 52-yard FG..... 9 plays-43 yards, TOP 2:50
 3rd.....2:41.....27-14..... Joiner 2-yard TD Run..... 9 plays-67 yards, TOP 3:59
 4th.....11:07.....34-14..... Mangham 1-yard TD Run..... 9 plays-73 yards, TOP 4:13

SCORING DRIVES OF 75 YDS OR MORE: 10 (9 TD, 1 FG)
SCORING DRIVES 6:00 OR MORE: 6 (3 TD, 3 FG)

SCORING DRIVES 3:00 OR LESS: 4 (4 TD; - FG)
SCORING DRIVES 2:00 OR LESS: 5 (3 TD; 2 FG)
SCORING DRIVES 1:00 OR LESS: 0 (- TD; - FG)

LONG DRIVES:

Longest by PLAYS:

19 plays (19 plays; 94 yards; 9:05, TD, at BYU) - McClain QB
 19 plays (19 plays; 80 yards; 9:04, TD vs. Temple) - McClain QB

Longest by YARDS:

94 Yards (19 plays; 94 yards; 9:05, TD, at BYU) - McClain QB

Longest by TIME:

9:05 (19 plays; 94 yards; 9:05, TD, at BYU) - McClain QB

DEFENSE/SPECIAL TEAMS TOUCHDOWNS: 2 DEFENSIVE SCORING PLAYS

TULSA

2nd.....Brian Battie 100-yard kickoff return
 2nd.....Antonio Grier 69-yard INT return

LONGEST DRIVES IN PROGRAM HISTORY:

Longest by PLAYS:

21 plays (75 yards; 5:58, TD) at SMU on 11/23/2013

Longest by YARDS:

99 Yards (13 plays, 5:19, TD) at FIU on 9/20/2008

Longest by TIME:

2021 GAME-BY-GAME TEAM STATISTICS

GAME	FINAL SCORE	QUARTERS					1st DOWNS			RUSHING			PASSING			TOT OFF			PUNTS			PENALTY			3RD 4TH RED			SACKS FIELD			POSSESSION TIME				
		1	2	3	4	OT	R-P	P-PE	TOT	NO-YDS	TD	C-A	YDS	TD	YDS	NO-AVG	FUM-FL	NO-YDS	DNS	DNS	ZONE	NO-YDS	GOALS	1	2	3	4	TOT							
USF	0	0	0	0	0	-	7-6	2	15	32-104	0	14-33	167	0	271	8-45.1	2-0	6-70	3-16	0-1	0-2	1-7	0-0	6:16	8:43	8:01	7:48	30:48							
at NC State	45	10	14	14	7	-	11-13	3	27	40-293	4	17-26	232	2	525	3-42.7	0-0	3-25	8-13	1-1	5-5	0-0	1-1	8:44	6:17	6:59	7:12	29:12							
USF	20	3	0	10	7	-	8-9	3	20	41-95	2	17-30	188	2	283	7-39.7	2-0	2-30	5-17	0-2	4-4	1-8	2-2	11:12	5:35	6:15	6:16	29:18							
FLORIDA	42	14	21	0	7	-	13-12	1	26	44-363	3	17-25	303	6	666	3-45.7	0-0	4-45	4-12	1-3	1-2	1-5	0-0	3:48	9:25	8:45	8:44	30:42							
USF	38	10	14	7	7	-	10-8	0	18	46-241	4	12-26	163	5	404	6-36.8	3-1	5-55	6-15	0-1	5-6	1-2	1-1	10:18	7:42	6:00	6:22	30:22							
FLORIDA A&M	17	3	0	7	7	-	5-14	1	20	29-132	1	25-49	248	2	380	5-38.4	4-1	8-50	5-16	1-4	1-2	2-18	1-3	4:42	7:18	9:00	8:38	29:38							
USF	27	0	6	14	7	-	13-8	2	23	48-181	3	17-24	186	3	367	2-48.0	2-1	4-30	6-15	4-5	4-4	0-0	2-2	7:48	8:32	10:12	9:05	35:37							
at BYU	35	21	7	7	0	-	9-11	1	21	25-138	2	20-25	305	5	443	1-53	2-1	5-49	2-7	2-2	4-5	1-1	0-1	7:12	6:28	4:48	5:55	24:23							
USF	17	0	3	14	0	-	6-11	2	19	37-113	2	14-22	223	2	336	6-32.3	1-1	8-75	2-11	1-1	3-4	0-0	1-1	4:43	8:44	8:07	5:37	27:11							
at SMU	41	10	7	10	14	-	11-16	3	30	40-162	1	29-42	301	5	463	3-44.3	1-0	4-40	9-16	1-1	6-6	2-21	1-1	10:17	6:16	6:53	9:23	32:49							
USF	31	3	21	7	0	-	5-7	1	13	31-113	2	11-26	155	2	268	4-41.2	1-1	5-47	3-11	0-3	2-2	0-0	1-1	9:03	3:43	8:01	4:31	25:18							
TULSA	32	3	17	0	12	-	15-14	2	31	49-269	2	22-39	266	4	535	3-54.3	2-1	5-50	5-16	1-2	5-5	3-14	2-2	5:57	11:17	6:59	10:29	34:42							
USF	34	0	17	10	7	-	27-6	1	34	73-421	3	15-21	105	3	526	0-0	4-1	3-30	5-14	4-6	5-7	1-7	2-2	13:38	10:13	7:18	13:26	44:35							
TEMPLE	14	0	7	7	0	-	2-6	0	8	14-48	1	12-21	183	2	231	4-37.5	0-0	6-56	2-7	0-0	1-2	0-0	0-0	1:22	4:47	7:42	1:34	15:25							

USF EXPLOSIVE PLAYS (20+ YARDS)

	15-20	20-29	30-39	40-49	50-59	60-69	70-79	80-89	90-99	TOTAL
RUSHING										
Brian Battie	-	1	-	1	-	-	-	-	-	2
Timmy McClain	-	2	-	-	-	-	-	-	-	2
Jaren Mangham	1	1	-	-	-	-	-	-	-	2
Darrian Felix	1	-	-	-	-	-	-	-	-	1
Kelley Joiner	-	1	-	-	-	-	-	-	-	1
TOTALS	2	5	-	1	-	-	-	-	-	7
RECEIVING										
Xavier Weaver	2	4	1	2	-	-	-	-	-	9
Jimmy Horn Jr.	-	1	2	-	-	-	-	-	-	3
Demarcus Gregory	-	1	1	-	-	-	-	-	-	2
Mitch Brinkman	-	-	1	-	-	-	-	-	-	1
Brian Battie	-	1	-	-	-	-	-	-	-	1
Latrel Williams	-	-	-	1	-	-	-	-	-	1
Omarion Dollison	1	-	-	-	-	-	-	-	-	1
Sean Atkins	-	1	-	-	-	-	-	-	-	1
Yusef Terry	-	1	-	-	-	-	-	-	-	1
Kelley Joiner	-	-	-	-	-	-	-	-	-	-
Bryce Miller	-	-	-	-	-	-	-	-	-	-
TOTALS	3	9	5	3	-	-	-	-	-	20
PASSING										
Timmy McClain	2	7	5	3	-	-	-	-	-	17
Cade Fortin	1	2	-	-	-	-	-	-	-	3
TOTALS	3	9	5	3	-	-	-	-	-	20

COMBINED EXPLOSIVE PLAYS

Timmy McClain: 18 (16 passing, 2 rushing)

Xavier Weaver: 9 (9 receiving)

Cade Fortin: 3 (3 passing)

Brian Battie: 3 (1 receiving, 2 rushing)

Jimmy Horn Jr. - 3 (3 receiving)

Demarcus Gregory - 2 (2 receiving)

Jaren Mangham: 2 (2 rushing)

Kelley Joiner - 1 (1 rushing)

Darrian Felix: 1 (1 rushing)

Mitchell Brinkman: 1 (1 receiving)

Latrel Williams - 1 (1 receiving)

Omarion Dollison - 1 (1 receiving)

Sean Atkins - 1 (1 receiving)

Yusef Terry - 1 (1 receiving)

USF EXPLOSIVE PLAYS (15+ YARDS)

EXPLOSIVE PLAY BREAKDOWN

USF TOTAL (Run & Pass): 39 (18 RUN, 21 PASS)
USF GAME HIGH: 10 (5 RUN; 5 PASS) vs. FAMU
OPP. GAME HIGH: 12, 2x, last (6 RUN; 6 PASS) vs. Tulsa

USF

Long Pass: 44, McClain to Weaver (2x), last vs. Florida
Long Run: 42, Brian Battie vs. FAMU
Long Punt Return: 45, Xavier Weaver, vs. Florida
Long Kickoff Return: 100, Brian Battie, vs. Tulsa
Long INT Return: 69, Antonio Grier, vs. Tulsa

OPPONENT

Long Pass: 75, A. Richardson to J. Copeland, vs. Florida
Long Run: 80, Anthony Richardson, vs. Florida
Long Def: -

AT NC STATE (6)

1st 16 RUNDarrian Felix..... at NC State
 2nd 44 PASS...McClain to Weaver..... at NC State
 3rd 29 PASS...McClain to Weaver..... at NC State
 3rd 31 PASS...McClain to Brinkman..... at NC State
 4th 17 RUNJaren Mangham..... at NC State
 4th 20 PASS...Fortin to Battie..... at NC State

FLORIDA (4)

1st 16 PASS...Fortin to Dollison vs. Florida
 1st 24 PASS...Fortin to Weaver vs. Florida
 3rd 23 PASS...McClain to Atkins..... vs. Florida
 4th 44 PASS...McClain to Weaver..... vs. Florida

FLORIDA A&M (10)

1st 27 RUNTimmy McClain vs. FAMU
 1st 31 PASS...McClain to Weaver..... vs. FAMU
 1st 17 RUNBrian Battie..... vs. FAMU
 1st 40 PASS...McClain to L. Williams..... vs. FAMU
 3rd 17 PASS...McClain to Weaver..... vs. FAMU
 3rd 15 RUNBrian Battie..... vs. FAMU
 3rd 15 PASS...McClain to Brinkman..... vs. FAMU
 3rd 42 RUNBrian Battie..... vs. FAMU
 3rd 15 PASS...McClain to Dollison vs. FAMU
 4th 18 RUNBrian Battie..... vs. FAMU

AT BYU (7)

1st 20 PASS...McClain to Weaver..... at BYU
 1st 18 RUNTimmy McClain at BYU
 2nd 16 RUNJaren Mangham..... at BYU
 3rd 17 PASS...McClain to Gregory..... at BYU
 3rd 26 PASS...McClain to Weaver..... at BYU
 4th 17 PASS...McClain to Gregory..... at BYU
 4th 17 PASS...McClain to Weaver..... at BYU

AT SMU (8)

1st 24 RUNBrian Battie..... at SMU
 2nd 19 PASS...McClain to Horn Jr. at SMU
 2nd 37 PASS...McClain to Horn Jr. at SMU
 3rd 17 PASS...McClain to Weaver..... at SMU
 3rd 18 RUNTimmy McClain at SMU
 3rd 27 PASS...McClain to Gregory..... at SMU
 3rd 34 PASS...McClain to Horn Jr. at SMU
 4th 18 PASS...McClain to Dollison at SMU

TULSA (5)

1st 22 PASS...McClain to Waver..... vs. Tulsa
 1st 24 PASS...McClain to Terry vs. Tulsa
 2nd 17 RUNJaren Mangham..... vs. Tulsa
 3rd 18 RUNJaren Mangham..... vs. Tulsa
 3rd 36 PASS...McClain to Gregory..... vs. Tulsa

TEMPLE (8)

1st 17 RUNKelley Joiner..... vs. Temple
 2nd 24 PASS...McClain to Horn Jr. vs. Temple
 2nd 21 RUNTimmy McClain vs. Temple
 2nd 15 RUNKelley Joiner..... vs. Temple
 3rd 25 RUNKelley Joiner..... vs. Temple
 3rd 24 RUNJaren Mangham..... vs. Temple
 3rd 19 RUNBrian Battie..... vs. Temple
 3rd 18 RUNBrian Battie..... vs. Temple

AT ECU

-

HOUSTON

-

CINCINNATI

-

AT TULANE

-

AT UCF

-

EXPLOSIVE PLAYS BY LENGTH

▼ 50 + YARD PLAYS ▼

QT	LENGTH	TYPE	PLAYER	OPP
-	-	-	-	-

▼ LESS THAN 50 YARD PLAYS ▼

QT	LENGTH	TYPE	PLAYER	OPP
4th	44	PASS	McClain to Weaver	vs. Florida
2nd	44	PASS	McClain to Weaver	at NC State
3rd	42	RUN	Brian Battie	vs. FAMU
1st	40	PASS	McClain to L. Williams	vs. FAMU
2nd	37	PASS	McClain to Horn Jr.	at SMU
3rd	36	PASS	McClain to Gregory	vs. Tulsa
3rd	34	PASS	McClain to Horn Jr.	at SMU
1st	31	PASS	McClain to Weaver	vs. FAMU
3rd	31	PASS	McClain to Brinkman	at NC State
3rd	29	PASS	McClain to Weaver	at NC State
1st	27	RUN	Timmy McClain	vs. FAMU
3rd	27	PASS	McClain to Gregory	at SMU
3rd	26	PASS	McClain to Weaver	at BYU
3rd	25	RUN	Kelley Joiner	vs. Temple
3rd	24	RUN	Jaren Mangham	vs. Temple
2nd	24	PASS	McClain to Horn Jr.	vs. Temple
1st	24	PASS	McClain to Terry	vs. Tulsa
1st	24	PASS	Fortin to Weaver	vs. Florida
1st	24	RUN	Brian Battie	at SMU
3rd	23	PASS	McClain to Atkins	vs. Florida
1st	22	PASS	McClain to Waver	vs. Tulsa
2nd	21	RUN	Timmy McClain	vs. Temple
4th	20	PASS	Fortin to Battie	at NC State
1st	20	PASS	McClain to Weaver	at BYU
3rd	19	RUN	Brian Battie	vs. Temple
2nd	19	PASS	McClain to Horn Jr.	at SMU
3rd	18	RUN	Brian Battie	vs. Temple
3rd	18	RUN	Jaren Mangham	vs. Tulsa
4th	18	RUN	Brian Battie	vs. FAMU
1st	18	RUN	Timmy McClain	at BYU
3rd	18	RUN	Timmy McClain	at SMU
4th	18	PASS	McClain to Dollison	at SMU
1st	17	RUN	Kelley Joiner	vs. Temple
2nd	17	RUN	Jaren Mangham	vs. Tulsa
1st	17	RUN	Brian Battie	vs. FAMU
3rd	17	PASS	McClain to Weaver	vs. FAMU
4th	17	RUN	Jaren Mangham	at NC State
3rd	17	PASS	McClain to Gregory	at BYU
4th	17	PASS	McClain to Gregory	at BYU
4th	17	PASS	McClain to Weaver	at BYU

3rd 17 PASS...McClain to Weaver..... at SMU
 1st 16 RUNDarrian Felix..... at NC State
 1st 16 PASS...Fortin to Dollison vs. Florida
 2nd 15 RUNKelley Joiner..... vs. Temple
 3rd 15 RUNBrian Battie..... vs. FAMU
 3rd 15 PASS...McClain to Brinkman..... vs. FAMU
 3rd 15 PASS...McClain to Dollison vs. FAMU
 2nd 16 RUNJaren Magham..... at BYU

▼ LONG PLAYS FOR TOUCHDOWNS

TOTAL 15+ FOR TD: 0
GAME HIGH 15+ YARD PLAYS FOR TD: 0

▼ 25+ YARD SPECIAL TEAMS & DEFENSIVE PLAYS ▼

2nd 100 KICK RET..Brian Battie..... vs. Tulsa
 2nd 69 INT RETAntonio Grier..... vs. Tulsa
 3rd 50 INT RETMekhi LaPointe..... vs. Florida
 4th 45 PUNT RET..Xavier Weaver..... vs. Florida
 3rd 38 INT RETBrock Nichols..... vs. Florida
 2nd 33 KICK RET..Brian Battie..... at NC State
 2nd 29 PUNT RET..Xavier Weaver..... vs. Florida A&M
 2nd 27 INT RETMatthew Hill..... at NC State

2021 GAME-BY-GAME STATISTICS

GAME-BY-GAME PASSING

#6 CADE FORTIN

	COMP	ATT	INT	PCT	YDS	TD	LG	SACK	EFF	TOT:YDS	TD
AT NC STATE	7	20	1	.350	41	0	20	0	42.2	64	0
vs. Florida	12	18	1	.667	91	0	24	1	55.6	85	0
vs. Temple	1	1	0	1.000	9	0	9	0	104.2	9	0

#9 TIMMY MCCLAIN

	COMP	ATT	INT	PCT	YDS	TD	LG	SACK	EFF	TOT:YDS	TD
AT NC STATE	7	13	2	.538	126	0	44	0	104.5	142	0
vs. Florida	4	10	0	.400	83	0	44	0	70.0	94	0
vs. Florida A&M	12	23	0	.522	163	1	40	2	89.6	214	1
at BYU	17	24	0	.708	186	0	26	1	93.4	241	0
at SMU	14	22	0	.636	223	0	37	2	97.3	248	0
vs. Tulsa	10	25	0	.400	148	0	36	3	60.1	172	1
vs. Temple	10	13	0	.769	71	1	24	0	114.6	106	1

#1 JARREN WILLIAMS

	COMP	ATT	INT	PCT	YDS	TD	LG	SACK	EFF	TOT:YDS	TD

#12 KATRAVIS MARSH

	COMP	ATT	INT	PCT	YDS	TD	LG	SACK	EFF	TOT:YDS	TD
vs. Florida	1	1	0	100	14	0	14	0	118.8	14	0
vs. Florida	0	3	0	.000	0	0	0	0	39.6	0	0
vs. Temple	4	7	0	.571	25	0	14	0	64.6	25	0

2021 GAME-BY-GAME RUSHING (CARRIES-YARDS-TD)

PLAYER	@NC STATE	FLORIDA	FLORIDA A&M	@BYU	@SMU	TULSA	TEMPLE	@ECU	HOUSTON	CINC	@TULANE	@UCF
MANGHAM, Jaren	5-27-0	8-29-2	7-27-3	26-86-2	11-21-2	13-75-1	26-152-2					
BATTIE, Brian RB	5-8-0	7-25-0	10-110-0	2-2-0	7-46-0	1-3-0	12-77-0					
FELIX, Darrian RB	8-21-0	13-40-0	7-23-0	-	-	-	5-15-0					
JOINER, Kelley RB	3-19-0	3-10-0	3-20-0	4-28-0	6-21-0	3-11-0	14-126-1					
McCLAIN, Timmy QB	4-16-0	8-11-0	14-51-0	15-55-0	13-25-0	14-24-1	6-35-0					
YOUNG, Yasias RB	-	-	4-14-1	-	-	-	4-22-0					
FORTIN, Cade QB	5-23-0	2-(-6)-0	-	-	-	-	1-11-0					
HAMILTON, Mychael RB	-	-	-	-	-	-	4-7-0					
DOLLISON, Omarion WR	1-(-4)-0	-	-	-	-	-	-					
HORN, Jimmy WR	1-(-5)-0	-	-	-	-	-	-					
MARSH, Katravis QB	-	-	1-(-4)-0	-	-	-	-					
WEAVER, Xavier WR	-	-	-	1-3-1	-	-	-					

2021 GAME-BY-GAME RECEIVING (CATCHES-YARDS-TD)

PLAYER	@NC STATE	FLORIDA	FLORIDA A&M	@BYU	@SMU	TULSA	TEMPLE	@ECU	HOUSTON	CINC	@TULANE	@UCF
WEAVER, Xavier WR	2-73-0	2-68-0	5-77-1	5-76-0	3-34-0	4-52-0	-					
DOLLISON, Omarion WR	1-10-0	3-27-0	1-15-0	3-21-0	1-18-0	1-8-0	3-17-0					
HORN JR., Jimmy WR	-	1-4-0	3-18-0	-	5-102-0	-	7-56-0					
GREGORY, Demarcus WR	-	-	-	4-54-0	2-40-0	2-49-0	1-4-1					
WILLIAMS, Latrell WR	2-4-0	4-22-0	1-40-0	-	-	-	-					
BRINKMAN, Mitchell TE	2-35-0	1-14-0	1-15-0	-	1-13-0	1-6-0	-					
MILLER, Bryce WR	2-18-0	1-6-0	1-(-2)-0	-	-	-	2-15-0					
FELIX, Darrian RB	2-13-0	3-13-0	-	-	-	-	-					
BATTIE, Brian, RB	1-20-0	-	-	2-11-0	-	-	-					
JOINER, Kelley, RB	1-2-0	-	-	1-6-0	1-2-0	-	-					
MANGHAM, Jaren, RB	1-1-0	-	-	1-14-0	-	-	-					
ATKINS, Sean, WR	-	2-34-0	-	1-4-0	1-14-0	-	-					
TERRY, Yusuf, WR	-	-	-	-	-	2-33-0	1-5-0					
CARTER, Chris TE	-	-	-	-	-	-	1-8-0					

2021 GAME-BY-GAME SACKS

PLAYER	@NC STATE	FLORIDA	FLORIDA A&M	@BYU	@SMU	TULSA	TEMPLE	@ECU	HOUSTON	CINC	@TULANE	@UCF
GRIER, Antonio LB	2.0-14	1.0-7	-	-	-	-	1.0-7					
GREEN, Blake DT	1.5-9	-	1.0-8	0.5-1	-	-	-					
VAUGHN, Jason DT	0.5-1	-	-	0.5-1	-	-	-					

GAME-BY-GAME TACKLES

Player	S-A	Total	NCSU	UF	FAMU	BYU	SMU	Tulsa	Temple
Dwayne Boyles	23-21	44	3-4	4-4	2-3	2-2	5-5	3-1	4-2
Matthew Hill	28-14	42	2-5	4-0	6-2	2-2	9-2	3-2	2-1
Antonio Grier	19-22	41	3-5	3-4	0-1	2-3	3-7	6-1	2-1
Vincent Davis	26-13	39	1-0	7-1	3-0	2-4	4-4	9-4	-
Daquan Evans	29-9	38	4-3	3-0	7-0	5-3	5-0	5-3	-
Andrew Mims	10-22	32	2-12	3-3	1-1	2-1	1-2	1-3	-
Mekhi LaPointe	15-10	25	2-5	1-0	DNP	1-2	3-1	5-2	3-0
Thad Mangum	8-13	21	1-4	2-3	1-0	1-1	1-2	1-2	1-1
TJ Robinson	15-4	19	2-2	4-0	4-0	1-1	-	3-0	1-1
Damaurez Bellamy	11-8	19	DNP	3-0	4-1	1-2	2-3	1-1	0-1
Blake Green	10-7	17	0-2	2-1	2-1	0-1	1-0	4-1	1-1
Jason Vaughn	10-2	12	DNP	-	3-1	2-0	2-0	3-1	-
Jayden Curry	7-3	10	DNP	4-1	-	-	DNP	3-2	-
Brock Nichols	6-3	9	1-1	2-1	2-0	1-1	DNP	DNP	-
Kelvin Pinkney	5-2	7	DNP	-	1-0	-	1-2	2-0	1-0
Rashawn Yates	3-4	7	0-1	0-1	0-1	-	2-0	1-1	-
Kevin Kegler	4-2	6	2-1	-	1-1	1-0	-	DNP	-
Joshua Green	2-4	6	DNP	DNP	DNP	0-1	2-3	DNP	-
Darrien Grant	1-5	6	0-3	1-0	-	0-2	-	DNP	DNP
Ryan Thaxton	3-2	5	-	-	1-1	1-0	0-1	1-0	-
Tramel Logan	2-2	4	-	1-0	0-2	DNP	-	-	1-0
Christopher Townsel	0-4	4	0-4	-	-	-	DNP	DNP	DNP
Christian Williams	2-1	3	2-1	DNP	DNP	DNP	-	DNP	-
Timarcus Simpson	2-0	2	-	-	1-0	1-0	-	DNP	-
Mychael Hamilton	2-0	2	DNP	1-0	-	-	1-0	DNP	-
Brian Battie	2-0	2	-	-	-	1-0	-	1-0	-
Logan Berryhill	1-1	2	DNP	-	0-1	-	1-0	-	-
Tyrone Barber	1-1	2	DNP	DNP	1-1	DNP	DNP	DNP	DNP
Jaelen Stokes	0-2	2	0-1	DNP	0-1	-	DNP	DNP	-
Mac Harris	1-0	1	-	-	DNP	DNP	1-0	DNP	-
Andrew Stokes	1-0	1	-	-	-	1-0	-	-	DNP
Mack Gresham	1-0	1	-	-	1-0	-	-	-	DNP
Jalen Herring	1-0	1	-	-	DNP	1-0	DNP	DNP	-
Chris Carter	1-0	1	-	-	-	-	-	-	1-0
Ben Knox	1-0	1	DNP	1-0	DNP	DNP	DNP	DNP	DNP
Brian Norris	0-1	1	-	0-1	DNP	-	DNP	DNP	DNP

GAME-BY-GAME TFL

PLAYER	@NC STATE	FLORIDA	FLORIDA A&M	@BYU	@SMU	TULSA	TEMPLE	@ECU	HOUSTON	CINC	@TULANE	@UCF
GRIER, Antonio LB	4.0	1-7.0	-	-	-	1.0-4	1.0-5	1.0-7				
BOYLES, Dwayne LB	3.5	-	0.5-2	-	0.5-1	1.5-5	-	1.0-9				
GREEN, Blake DT	2.5	-	2.0-9	0.5-1	-	-	-					
DAVIS, Vincent LB	2.5	-	-	-	-	0.5-1	2.0-6					
BELLAMY, Damaurez LB	2.0	-	-	2.0-5	-	-	-					
MANGUM, Thad DT	2.0	0.5-1	-	1.0-1	-	0.5-1	-					
PINKNEY, Kelvin DT	1.5	-	-	-	-	0.5-1	1.0-1					
VAUGHN, Jason DT	1.5	-	-	0.5-1	-	1.0-5	-					
GRANT, Darrien DE	1.0	0.5-1	-	-	0.5-1	-	-					
EVANS, Daquan DB	1.0	-	-	-	-	1.0-3	-					
LaPOINTE, Mekhi DB	1.0	-	-	-	-	1.0-1	-					
KEGLER, Kevin DT	0.5	0.5-1	-	-	-	-	-					
YATES, Rashawn DT	0.5	0.5-0	-	-	-	-	-					
NORRIS, Brian LB	0.5	-	0.5-3	-	-	-	-					

NCAA/CONFERENCE RANKINGS - TEAM

Statistic	National Rank	Conference Rank	Value	National Leader	Value	Conference Leader	Value
3rd Down Conversion Pct (130 ranked)	121	10	0.303	Alabama	0.583	SMU	0.457
3rd Down Conversion Pct Defense (130 ranked)	81	8	0.402	Houston	0.234	Houston	0.234
4th Down Conversion Pct (130 ranked)	85	9	0.474	Coastal Carolina	1.000	Cincinnati	0.833
4th Down Conversion Pct Defense (129 ranked)	72	6	0.538	Pittsburgh	0.200	SMU	0.250
Blocked Kicks (36 ranked)	36	4	1	Old Dominion	5	Houston	3
Blocked Kicks Allowed (129 ranked)	1	1	0.53	53 teams tied	0	5 teams tied	0
Blocked Punts (17 ranked)				Old Dominion	4	Houston	3
Blocked Punts Allowed (129 ranked)	1	1	0.85	85 teams tied	0	8 teams tied	0
Completion Percentage (130 ranked)	113	10	0.549	Coastal Carolina	0.755	SMU	0.699
Defensive TDs (27 ranked)	27	5	1	Ohio St. UTSA	5	4 teams tied 5	2
Fewest Penalties (129 ranked)	18	2	33	Virginia Tech	24	Navy	30
Fewest Penalties Per Game (130 ranked)	19	2	4.71	Virginia Tech	3.43	Navy	4.29
Fewest Penalty Yards (130 ranked)	35	3	337	Virginia Tech	206	Navy	247
Fewest Penalty Yards Per Game (130 ranked)	45	4	48.14	Virginia Tech	29.43	Navy	35.29
First Downs Defense (130 ranked)	95	9	163	Georgia	84	Houston	99
First Downs Offense (130 ranked)	90	6	142	Virginia	221	SMU	190
Fumbles Lost (130 ranked)	89	8	5	Missouri Penn St.	0	Houston UCF	1 1
Fumbles Recovered (125 ranked)	104	10	2	Louisiana Tech Middle Tenn.	11 11	Houston	8
Kickoff Return Defense (130 ranked)	74	5	20.83	Penn St.	0.00	Houston	15.70
Kickoff Returns (130 ranked)	34	3	23.47	Texas A&M	43.60	SMU	29.29
Net Punting (130 ranked)	110	10	36.48	San Diego St.	46.69	Tulane	44.64
Passes Had Intercepted (130 ranked)	29	2	4	5 teams tied	1	Navy	3
Passes Intercepted (128 ranked)	21	3	8	Iowa	16	Cincinnati	12
Passing Offense (130 ranked)	113	10	169.6	Western Ky.	436.3	SMU	333.3
Passing Yards Allowed (130 ranked)	108	8	264.7	Washington	140.1	Temple	157.7
Passing Yards per Completion (130 ranked)	81	8	11.87	Air Force	22.14	Navy	14.30
Punt Return Defense (130 ranked)	95	8	10.11	Coastal Carolina Oregon St. TCU	0.00 0.00 0.00	SMU	1.20
Punt Returns (130 ranked)	19	3	13.38	Michigan St.	20.90	Houston	15.00
Red Zone Defense (129 ranked)	79	6	0.852	Clemson Fla. Atlantic	0.600 0.600	Cincinnati	0.619
Red Zone Offense (130 ranked)	96	7	0.793	Missouri TCU Washington	1.000 1.000 1.000	East Carolina	0.913
Rushing Defense (130 ranked)	114	10	200.7	Wisconsin	53.3	Houston	102.9
Rushing Offense (130 ranked)	49	6	183.1	Air Force	318.4	Navy	211.1
Sacks Allowed (130 ranked)	36	4	1.57	SMU	0.29	SMU	0.29
Scoring Defense (129 ranked)	108	8	32.3	Georgia	6.6	Cincinnati	14.6
Scoring Offense (130 ranked)	98	9	23.9	Ohio St.	49.3	SMU	42.7
Tackles for Loss Allowed (130 ranked)	47	4	4.29	Michigan	1.71	Cincinnati	3.14
Team Passing Efficiency (130 ranked)	116	10	108.96	Coastal Carolina	217.57	SMU	171.94
Team Passing Efficiency Defense (130 ranked)	106	9	147.13	Cincinnati	89.87	Cincinnati	89.87
Team Sacks (130 ranked)	130	11	0.57	Troy	4.43	Houston	4.14
Team Tackles for Loss (130 ranked)	130	11	2.4	Troy	9.0	East Carolina Houston	6.7 6.7
Time of Possession (130 ranked)	19	3	31:53	Army West Point	38:50	Navy	35:15
Total Defense (130 ranked)	122	10	465.4	Georgia	208.3	Houston	276.3
Total Offense (130 ranked)	101	9	352.7	Ohio St.	559.7	SMU	525.4
Turnover Margin (130 ranked)	55	5	0.14	Middle Tenn.	2.00	Cincinnati	1.14
Turnovers Gained (129 ranked)	68	6	10	Middle Tenn.	21	Cincinnati	16
Turnovers Lost (130 ranked)	56	5	9	Coastal Carolina	3	Houston Navy	7 7
Winning Percentage (129 ranked)	107	9	0.286	9 teams tied	1.000	Cincinnati SMU	1.000 1.000

NCAA/CONFERENCE RANKINGS - INDIVIDUAL

Statistic	Player	National Rank	Conference Rank	Value	National Leader	Value	Conference Leader	Value
All Purpose (200 ranked)	Brian Battie	138	14	81.86	Jerreth Sterns, Western Ky.	163.43	Calvin Austin III, Memphis	138.12
Blocked Kicks (1 ranked)					8 players tied	2	Mannie Nunnery, Houston	2
Combined Kick Returns (199 ranked)	Brian Battie Xavier Weaver Jimmy Horn Jr.	46 142 165	5 14 15	271 103 81	Alan Lamar, Arkansas St.	690	Jha'Quan Jackson, Tulane	456
Completion Percentage (109 ranked)	Timmy McClain	92	8	0.569	Grayson McCall, Coastal Carolina	0.773	Tanner Mordecai, SMU	0.711
Completions Per Game (100 ranked)					Will Rogers, Mississippi St.	41.57	Tanner Mordecai, SMU	26.71
Field Goal Percentage (104 ranked)	Spencer Shrader	1	1	1.000	9 players tied	1.000	Zack Long, Tulsa Spencer Shrader, South Fla.	1.000 1.000
Field Goals Per Game (129 ranked)	Spencer Shrader	36	1	1.29	Cayden Camper, Colorado St.	2.57	4 players tied	1.29
Forced Fumbles (82 ranked)					DeWayne Carter, Duke Issiah Nixon, Texas St.	0.57 0.57	D'Anthony Jones, Houston	0.50
Fumbles Recovered (57 ranked)	Antonio Grier Kevin Kegler	57 57	5 5	1 1	Reed Blankenship, Middle Tenn. Lorenzo Dantzier, UTSA Kerby Joseph, Illinois	3 3 3	4 players tied	2
Interceptions Per Game (143 ranked)	Mekhi LaPointe Dwayne Boyles Antonio Grier	34 49 49	4 5 5	0.3 0.3 0.3	Riley Moss, Iowa	0.7	Ja'Quan McMillian, East Carolina	0.6
Kickoff Return TDs (3 ranked)	Brian Battie	3	1	1	Jameson Williams, Alabama Malik Knowles, Kansas St.	2 2	4 players tied	1
Kickoff Returns (59 ranked)	Brian Battie	7	2	30.1	Justin Hall, Ball St.	35.6	Tre Tucker, Cincinnati	30.3
Passes Defended (14 ranked)					Ja'Quan McMillian, East Carolina	2.3	Ja'Quan McMillian, East Carolina	2.3
Passing Efficiency (109 ranked)	Timmy McClain	92	8	123.5	Grayson McCall, Coastal Carolina	225.8	Tanner Mordecai, SMU	176.3
Passing TDs (128 ranked)					Tanner Mordecai, SMU Bailey Zappe, Western Ky.	29 29	Tanner Mordecai, SMU	29
Passing Yards (130 ranked)	Timmy McClain	102	9	1,000	Brennan Armstrong, Virginia	3,220	Tanner Mordecai, SMU	2,320
Passing Yards Per Game (130 ranked)	Timmy McClain	103	8	142.9	Bailey Zappe, Western Ky.	428.6	Tanner Mordecai, SMU	331.4
Passing Yards per Completion (109 ranked)	Timmy McClain	30	3	13.51	Max Bortenschlager, FIU	18.59	Seth Henigan, Memphis	15.60
Points Responsible For (180 ranked)	Jaren Mangham	69	8	72	Tanner Mordecai, SMU	186	Tanner Mordecai, SMU	186
Points Responsible For Per Game (183 ranked)	Jaren Mangham	70	8	10.3	Tanner Mordecai, SMU	26.6	Tanner Mordecai, SMU	26.6
Punt Return TDs (3 ranked)					Jayden Reed, Michigan St. Marcus Jones, Houston	2 2	Marcus Jones, Houston	2
Punt Returns (46 ranked)					Jayden Reed, Michigan St.	23.3	Marcus Jones, Houston	15.0
Punting (92 ranked)	Andrew Stokes	84	9	39.8	Matt Araiza, San Diego St.	54.0	Ryan Wright, Tulane	48.1
Receiving TDs (186 ranked)					Jordan Addison, Pittsburgh	11	Calvin Austin III, Memphis	8
Receiving Yards (200 ranked)	Xavier Weaver	140	12	380	Jerreth Sterns, Western Ky.	1,081	Calvin Austin III, Memphis	901
Receiving Yards Per Game (199 ranked)	Xavier Weaver	136	12	54.3	Jerreth Sterns, Western Ky.	154.4	Calvin Austin III, Memphis	112.6
Receptions Per Game (199 ranked)					Jerreth Sterns, Western Ky.	12.0	Calvin Austin III, Memphis	7.1
Rush Yards Per Carry (153 ranked)	Jaren Mangham Timmy McClain	110 148	8 11	4.33 2.93	TreVeyon Henderson, Ohio St.	8.79	Keaton Mitchell, East Carolina	7.69
Rushing TDs (164 ranked)	Jaren Mangham	4	2	12	Rasheen Ali, Marshall Malik Cunningham, Louisville Jerome Ford, Cincinnati	13 13 13	Jerome Ford, Cincinnati	13
Rushing Yards (200 ranked)	Jaren Mangham	110	7	416	Sean Tucker, Syracuse	1,060	Jerome Ford, Cincinnati	799
Rushing Yards Per Game (199 ranked)	Jaren Mangham Brian Battie	99 189	8 16	59.4 38.7	Kenneth Walker III, Michigan St.	142.4	Jerome Ford, Cincinnati	114.1
Sacks (98 ranked)					Richard Jibunor, Troy	1.33	D'Anthony Jones, Houston	0.83
Scoring (181 ranked)	Jaren Mangham Spencer Shrader	9 111	2 8	10.3 6.7	Rasheen Ali, Marshall	12.9	Jerome Ford, Cincinnati	11.1
Solo Tackles (35 ranked)					Chris Bergin, Northwestern	7.3	JJ Russell, Memphis	6.6
Tackles For Loss (16 ranked)					Will Anderson Jr., Alabama	1.9		
Total Interceptions (37 ranked)	Dwayne Boyles Antonio Grier Mekhi LaPointe	37 37 37	4 4 4	2 2 2	Jaylan Foster, South Carolina	5	Ja'Quan McMillian, East Carolina	4
Total Offense (200 ranked)	Timmy McClain	96	8	173.9	Bailey Zappe, Western Ky.	432.0	Tanner Mordecai, SMU	357.9
Total Points Scored (144 ranked)	Jaren Mangham Spencer Shrader	11 121	2 8	72 47	Rasheen Ali, Marshall	90	Jerome Ford, Cincinnati	78
Total Tackles (492 ranked)	Dwayne Boyles Matthew Hill Antonio Grier Vincent Davis Daquan Evans Andrew Mims	200 234 261 297 327 492	14 21 23 28 33 50	6.3 6.0 5.9 5.6 5.4 4.6	Damone Clark, LSU	12.2	JJ Russell, Memphis	10.8
Total Touchdowns (133 ranked)	Jaren Mangham	8	2	12	Rasheen Ali, Marshall	15	Jerome Ford, Cincinnati	13
Yards per Pass Attempt (109 ranked)	Timmy McClain	59	5	7.69	Grayson McCall, Coastal Carolina	13.40	Seth Henigan, Memphis	9.48
Yards per Reception (200 ranked)	Xavier Weaver	35	2	18.10	Tyrese Chambers, FIU	29.71	Sam Crawford Jr., Tulsa	18.96

WIDE RECEIVERS/TIGHT ENDS

#4 WR OMARION DOLLISON

Receptions.....	6, vs. Tulsa (10/23/20)
Receiving Yards.....	64, at Temple (10/17/20)
Long Reception.....	51, vs. ECU (10/10/20)
Receiving TDs.....	1, at Houston (11/14/20)
Rushes.....	1, (2X), last at Temple (10/17/20)
Rushing Yards.....	19 vs. The Citadel (9/12/20)
Long Rush.....	19 vs. The Citadel (9/12/20)
Punt Return Yards.....	0, vs. The Citadel (9/12/20)
Long Punt Return.....	0, vs. The Citadel (9/12/20)
Punt Return TDs.....	1, vs. The Citadel (9/12/20)
Long Kickoff Return.....	19, at Houston (11/14/20)
Kickoff Return Yards.....	34, at Houston (11/14/20)
Kickoff Return Average.....	17.0, at Houston (11/14/20)

#5 WR JIMMY HORN JR.

Receptions.....	7, vs. Temple (10/23/21)
Receiving Yards.....	102, at SMU (10/2/21)
Long Reception.....	37, at SMU (10/2/21)

#7 WR SINCERE BROWN

Receptions.....	1, vs. The Citadel (9/12/20)
Receiving Yards.....	19, vs. The Citadel (9/12/20)
Long.....	19, vs. The Citadel (9/12/20)

#8 WR LATRELL WILLIAMS

Receptions.....	8, vs. ECU (10/10/20)
Receiving Yards.....	93, vs. ECU (10/10/20)
Long Reception.....	40, vs. FAMU (9/18/21)
Receiving TDs.....	0

#10 WR XAVIER WEAVER

Receptions.....	5, (2X), last at BYU (9/25/21)
Receiving Yards.....	77, vs. FAMU (9/18/21)
Long.....	44, (2X), last vs. Florida (9/11/21)
Rushes.....	1, at BYU (9/25/21)
Rushing Yards.....	3, at BYU (9/25/21)
Long Rush.....	3, at BYU (9/25/21)
Rushing TDs.....	1, at BYU (9/25/21)

#11 WR YUSUF TERRY

Receptions.....	6, vs. TCU (10/31/20)
Receiving Yards.....	69, vs. TCU (10/31/20)
Long.....	27, vs. TCU (10/31/20)

#18 WR DEMARCUS GREGORY

Receptions.....	6, vs. Cal (9/21/19)
Receiving Yards.....	127, vs. Cal (9/21/19)
Long.....	41, vs. Cal (9/21/19)
Receiving TD.....	1, vs. Temple (10/23/21)

#19 WR BRYCE MILLER

Receptions.....	11, vs. UCF (11/27/20)
Receiving Yards.....	121, vs. UCF (11/27/20)
Long.....	37, vs. SMU (9/27/19)
Receiving TD.....	2X, last vs. UCF (11/27/20)
Rushes.....	1, vs. The Citadel (9/12/20)
Rushing Yards.....	4, vs. The Citadel (9/12/20)
Long Rush.....	4, vs. The Citadel (9/12/20)

#38 WR SEAN ATKINS

Receptions.....	2, (2X), last vs. Florida (9/11/21)
Receiving Yards.....	34, vs. Florida (9/11/21)
Long.....	23, vs. Florida (9/11/21)
Receiving TD.....	0

#81 WR GARRET REYNOLDS

Receptions.....	-
Receiving Yards.....	-
Long Reception.....	-

#88 TE CHRIS CARTER

Receptions.....	2, at Cincinnati (10/3/20)
Receiving Yards.....	12, at Houston (11/14/20)
Long Reception.....	12, at Houston (11/14/20)

#89 TE MITCHELL BRINKMAN

Receptions.....	5, at Ohio (10/12/19)
Receiving Yards.....	100, at Ohio (10/12/19)
Long Reception.....	48, at Ohio (10/12/19)
Receiving TDs.....	1, (6X), last at Memphis (11/7/20)

QUARTERBACKS

#1 QB JARREN WILLIAMS

Completions.....	30, at North Carolina (9/7/19)
Attempts.....	39, at North Carolina (9/7/19)
Passing Yards.....	313, vs. Florida State (11/2/19)
Long Pass.....	67, vs. Louisville (11/9/19)
Passing TDs.....	6, vs. Louisville (11/9/19)
Rushes.....	-
Rushing Yards.....	-
Long Rush.....	-
Rushing TDs.....	-
Total Yards.....	-

#6 QB CADE FORTIN

Completions.....	19, vs. NC State (11/24/18)
Attempts.....	40, vs. NC State (11/24/18)
Passing Yards.....	276, vs. NC State (11/24/18)
Long Pass.....	51, vs. NC State (11/24/18)
Passing TDs.....	1, vs. NC State (11/24/18)
Rushes.....	7, vs. NC State (11/24/18)
Rushing Yards.....	44, vs. Virginia Tech (10/13/18)
Long Rush.....	40, vs. Virginia Tech (10/13/18)
Rushing TDs.....	1, vs. NC State (11/24/18)
Total Yards.....	291, vs. NC State (11/24/18)

#9 QB TIMMY MCCLAIN

Completions.....	17, at BYU (9/25/21)
Attempts.....	24, at BYU (9/25/21)
Passing Yards.....	223, at SMU (10/2/21)
Long Pass.....	44, (2X) last vs. Florida (9/11/21)
Passing TDs.....	1, vs. FAMU (9/18/21)
Rushes.....	15, at BYU (9/25/21)
Rushing Yards.....	55, at BYU (9/25/21)
Long Rush.....	27, vs. FAMU (9/18/21)
Rushing TDs.....	1, vs. Tulsa (10/16/21)
Total Yards.....	248, at SMU (10/2/21)

#12 QB KATRAVIS MARSH

Completions.....	6, at Cincinnati (10/3/20)
Attempts.....	13, at Cincinnati (10/3/20)
Passing Yards.....	39, at Cincinnati (10/3/20)
Long Pass.....	21, at Cincinnati (10/3/20)
Passing TDs.....	0
Rushes.....	2, at Houston (11/14/20)
Rushing Yards.....	2, at Cincinnati (10/3/20)
Long Rush.....	2, at Cincinnati (10/3/20)
Rushing TDs.....	0
Total Yards.....	41, at Cincinnati (10/3/20)

RUNNING BACKS

#0 RB JARREN MANGHAM

Rushes.....	26, 2X, last vs. Temple (10/23/21)
Rushing Yards.....	152, vs. Temple (10/23/21)
Long Rush.....	24, vs. Temple (10/23/21)
Rushings TDs.....	3, vs. FAMU (9/18/21)
Receptions.....	1, (2X), last at BYU (9/25/21)
Receiving Yards.....	14, at BYU (9/25/21)
Long Reception.....	14, at BYU (9/25/21)

#2 RB DARRIAN FELIX

Rushes.....	13, vs. Florida (9/11/21)
Rushing Yards.....	80, vs. Nevada (9/7/19)
Long Rush.....	62, vs. Nevada (9/7/19)
Rushings TDs.....	1, (3X), last vs. Nevada (9/7/19)
Receptions.....	3, vs. Florida (9/11/21)
Receiving Yards.....	30, at USC (11/2/19)
Long Reception.....	27, at USC (11/2/19)

#3 RB KELLEY JOINER

Rushes.....	14, 2X, last vs. Temple (10/23/21)
Rushing Yards.....	126, vs. Temple (10/23/21)
Long Rush.....	51, vs. SC State (9/14/19)
Rushings TDs.....	1, 2X, last vs. Temple (10/23/21)
Receptions.....	3, (2X), last at Memphis (11/7/20)
Receiving Yards.....	78, at Memphis (11/7/20)
Receiving TDs.....	1, at Memphis (11/7/20)
Long Reception.....	75, at Memphis (11/7/20)

#21 RB BRIAN BATTIE

Rushes.....	15, vs. UCF (11/27/20)
Rushing Yards.....	110, vs. FAMU (9/18/21)
Long.....	42, vs. FAMU (9/18/21)
Rushing TD.....	1, vs. UCF (11/27/20)
Long Kickoff Return.....	100, vs. Tulsa (10/16/21)
Kickoff Return TDs.....	1, vs. Tula (10/16/21)
Kickoff Return Yards.....	127, vs. Tulsa (10/16/21)
Kickoff Return Average.....	63.5, vs. Tulsa (10/16/21)
Receptions.....	2, (2X), last at BYU (9/25/21)
Receiving Yards.....	27, at Houston (11/14/20)
Long Reception.....	16, at Houston (11/14/20)

#26 RB YASIAS YOUNG

Rushes.....	4, 2X, last vs. Temple (10/23/21)
Rushing Yards.....	22, vs. Temple (10/23/21)
Long Rush.....	13, vs. Temple (10/23/21)
Rushings TDs.....	1, vs. FAMU (9/18/21)

#27 RB LEONARD PARKER

Rushes.....	7, (2X), last at Houston (11/14/20)
Rushing Yards.....	51, at Cincinnati (10/3/20)
Long.....	27, at Cincinnati (10/3/20)
Rushing TD.....	1, (2X), last at Houston (11/14/20)
Receptions.....	1, at Memphis (11/7/20)
Receiving Yards.....	12, at Memphis (11/7/20)
Long Reception.....	12, at Memphis (11/7/20)

#41 RB MYCHAEAL HAMILTON

Rushes.....	4 vs. Temple (10/23/21)
Rushing Yards.....	7, vs. Temple (10/23/21)
Long Rush.....	3, vs. Temple (10/23/21)

SPECIALISTS

#28 K JARED SACKETT

Field Goals.....	3, (4X), last vs. Texas State (9/22/18)
Long Field Goal.....	51, vs. UTEP (9/29/18)
Points.....	14, vs. Texas State (9/23/17)
PAT.....	6, vs. Southern (9/16/17)
FG Streak.....	9, (9/16/18-10/14/18)

#32 K SPENCER SHRADER

Field Goals.....	4, at Memphis (11/7/20)
Long Field Goal.....	52, vs. Temple (10/23/21)
Points.....	13, at Memphis (11/7/20)
PAT.....	6-of-6, at East Carolina (11/26/19)
TD.....	1, at UConn (10/5/19)
Tackles.....	1, vs. ECU (10/10/20)
Receptions.....	1, vs. Tulsa (10/16/21)
Receiving Yards.....	7, vs. Tulsa (10/16/21)

#25 P KENNY SCRIBNER

Punts.....	6, at Temple (10/17/20)
Yards.....	224, at Temple (10/17/20)
Avg.....	41.5, vs. ECU (10/10/20)
Long.....	59, at Temple (10/17/20)
Completions.....	1, vs. Tulsa (10/16/21)
Attempts.....	1, vs. Tulsa (10/16/21)
Passing Yards.....	7, vs. Tulsa (10/16/21)

#36 P ANDREW STOKES

Punts.....	8, at NC State (9/2/21)
Yards.....	361, at NC State (9/2/21)
Avg.....	48.0, at BYU (9/25/21)
Long.....	66, at NC State (9/2/21)
Inside 20.....	2, vs. Tulsa (10/16/21)
Tackles.....	1, at BYU (9/25/21)

DEFENSIVE BACKS

#0 DB DAQUAN EVANS

Tackles..... 8, (2x), last vs. Tulsa (10/16/21)
 INT..... 1, (4X), at Memphis (11/7/20)
 PBU..... 1, (3x), last vs. Tulsa (10/16/21)
 TFL..... 1, at SMU (10/2/21)

#1 DB MATTHEW HILL

Tackles..... 11, at SMU (10/2/21)
 TFL.....
 Sacks.....
 INT..... 1, at NC State (9/2/21)
 PBU..... 1, at SMU (10/2/21)
 FF.....
 FR..... 1, Alabama State (9/8/18)

#2 DB TJ ROBINSON

Tackles..... 4, (2x), last vs. Florida (9/11/21)
 TFL.....
 Sacks.....
 INT.....
 PBU..... 1, (2x), last vs. Tulsa (10/16/21)
 FF.....

#3 DB VINCENT DAVIS

Tackles..... 13, vs. Tulsa (10/16/21)
 TFLs..... 2.0, vs. Tulsa (10/16/21)
 INT..... 1, vs. South Carolina State (9/14/19)
 PBU..... 1, (several), last at NC State (9/2/21)
 FF..... 2, at UMass (10/6/18)
 FR..... 1, (2X), last vs. BYU (10/12/19)

#4 DB CHRISTIAN WILLIAMS

Tackles..... 3, at NC State (9/2/21)
 TFL.....
 Sacks.....
 INT.....
 PBU..... 1, 2x, last vs. Temple (10/23/21)
 FR.....

#7 DB WILL JONES

Tackles..... 5, vs. TCU (10/10/20)
 TFL.....
 Sacks.....
 INT..... 1, vs. Arkansas State (9/12/20)
 PBU.....
 FR.....
 Blocked Punt..... 1, vs. Arkansas State (9/12/20)

#8 S CHRISTOPHER TOWNSEL

Tackles..... 11, at Houston (11/14/20)
 TFL..... 1.0, (2x), last at Memphis (11/7/20)
 INT..... 1, at Cincinnati (10/3/20)
 PBU..... 1, at Memphis (11/7/20)

#15 S JAYDEN CURRY

Tackles..... 5, vs. Florida (9/11/21)
 PBU..... 1, vs. Florida (9/11/21)

#16 DB BROCK NICHOLS

Tackles..... 6, vs. ECU (10/10/20)
 INT..... 1, (3X), last vs. Florida (9/11/21)
 FR..... 1, vs. The Citadel (9/12/20)
 PBU..... 1, vs. Florida (9/11/21)

#19 DB JALEN HERRING

Tackles..... 1, at BYU (9/25/21)
 INT.....
 FR.....

#21 DB JAELEN STOKES

Tackles..... 1, (3x), last at BYU (9/25/21)
 INT.....
 FR.....

#22 DB MEKHI LaPOINTE

Tackles..... 11, vs. UConn (10/20/18)
 TFL..... 2.0, at Tulsa (10/12/18)
 INT..... 1, (4X) last vs. Florida (9/11/21)
 PBU..... 1, (5X), at SMU (10/2/21)

#30 DB ISAIAH CROMARTY

Tackles..... 4, vs. ECU (10/10/20)
 PBU..... 1, vs. Temple (10/23/21)

#33 DB TIMARCUS SIMPSON

Tackles..... 1, at BYU (9/25/21)

DEFENSIVE LINE

#10 DT KEVIN KEGLER

Tackles..... 6, at Tulsa (10/12/18)
 TLF..... 2.5, at Georgia Tech (9/7/19)
 Sacks..... 1.5, at Illinois (9/15/18)
 FR..... 1, (2x), last vs. FAMU (9/18/21)
 QBH..... 1, at SMU (10/2/21)

#13 DE TRAMEL LOGAN

Tackles..... 2, vs. FAMU (9/18/21)
 Sacks..... 1.0, at Memphis (11/7/20)
 TFL..... 1.0, at Memphis (11/7/20)
 PBU..... 1, (3x), last vs. Tulsa (10/16/21)
 INT.....
 FR.....

#17 DT BLAKE GREEN

Tackles..... 5, vs. The Citadel (9/12/20)
 TFL..... 2.0, vs. Florida (9/11/21)
 Sacks..... 1.0, vs. Florida (9/11/21)
 FF..... 1, vs. FAMU (9/18/21)

#23 DT THAD MANGUM

Tackles..... 7, (2X), last at Furman (10/13/18)
 TLF..... 2.0, at Gardner-Webb (9/29/18)
 Sacks..... 2.0, at Gardner-Webb (9/29/18)
 FR..... 1, (3X), last at Cincinnati (10/3/20)
 FF..... 1, at Notre Dame (9/19/20)

#40 DE JASON VAUGHN

Tackles..... 6, at Notre Dame (9/19/20)
 TFL..... 1, (4X), last at SMU (10/2/21)
 Sacks..... 0.5, vs. FAMU (9/18/21)
 FF..... 1, vs. Tulsa (10/16/21)

#45 DE DARRIEN GRANT

Tackles..... 3 (2X), last at NC State (9/2/21)
 TFLs..... 1.0, vs. Temple (11/7/19)
 Block FG..... 1, at BYU (9/25/21)

#51 DE STACY KIRBY

Tackles..... 3, at Navy (10/19/19)
 TFL..... 0.5, at Navy (10/19/19)
 INT..... 1, vs. SMU (9/28/19)

#91 DT RASHAWN YATES

Tackles..... 5, at Cincinnati (10/3/20)
 Sacks..... 1.0, (5X), last vs. UCF (11/27/20)
 TFL..... 2.0, at Georgia Tech (9/7/19)
 FF..... 1, vs. The Citadel (9/12/20)
 QBH..... 1, at Houston (11/14/20)

#93 DT TYRONE BARBER

Tackles..... 4, (4X), last vs. Temple (11/7/19)
 TFL..... 1, (3X), last vs. Temple (11/7/19)
 Sacks..... 1.0, (2X), last at Tulsa (10/12/18)

#96 DT KELVIN PINKNEY

Tackles..... 6, (2x) last at Tulsa (10/12/18)
 TFL..... 1.5, at Illinois (9/15/18)
 Sacks..... 1.5, at Illinois (9/15/18)
 Blocked Kick..... 1 (PAT), at San Jose State (9/26/17)
 PBU..... 1, at Houston (11/14/20)

#99 DE RYAN THAXTON

Tackles..... 3, vs. Wisconsin (8/30/19)
 PBU..... 1, vs. FAMU (9/18/21)

LINEBACKERS

#5 LB ANTONIO GRIER, JR.

Tackles..... 11, at UCF (11/29/19)
 TFL..... 2.5, at UConn (10/5/19)
 Sacks..... 2.0, vs. BYU (10/12/19)
 FF..... 1, (4X) last vs. Tulsa (10/16/21)
 FR..... 1, (2x) last vs. Tulsa (10/16/21)
 Def TD..... 1, vs. Tulsa (10/16/21)
 INT..... 1, 2x, last vs. Temple (10/23/21)
 PBU..... 1, at East Carolina (10/26/19)
 QBH..... 1, at BYU (9/25/21)

#9 DAVON HICKS

Tackles..... 0
 TFL..... 0
 Sacks..... 0
 FR..... 0
 INT..... 0

#11 LB DWAYNE BOYLES, JR.

Tackles..... 13, vs. UCF (11/27/20)
 Sack..... 1, (2X), last vs. Temple (11/7/19)
 TFL..... 3.0, (2X) last vs. The Citadel (9/12/20)
 INT..... 1, (3x), last vs. Tulsa (10/16/21)
 PBU..... 1, (7X), last vs. FAMU (9/18/21)
 FR..... 1, vs. Tulane (11/3/18)
 Blocked Kick..... 1 (FG), at Temple (10/17/20)

#20 LB DEMAUREZ BELLAMY

Tackles..... 7, vs. SMU (9/28/19)
 TFL..... 2.0, vs. FAMU (9/18/21)
 Sacks..... 1.0, vs. South Carolina State (9/14/19)
 FF..... 1, at UConn (10/5/19)
 PBU..... 2, at SMU (10/2/21)
 QBH..... 1, (2X), last vs. FAMU (9/18/21)

#24 LB MAC HARRIS

Tackles..... 8, at Cincinnati (10/3/20)
 INT..... 1, at Cincinnati (10/3/20)

#26 LB KEYON HELTON

Tackles..... 2, at Cincinnati (10/3/20)
 QBH..... 1, at Houston (11/14/20)

#29 LB BRIAN NORRIS

Tackles..... 11, at Cincinnati (10/3/20)
 TFL..... 1, vs. South Carolina State (9/14/19)
 Sacks..... 1.0, vs. South Carolina State (9/14/19)
 FF..... 1, vs. South Carolina State (9/14/19)

#38 LB RANDAL COPELAND

Tackles..... 0
 TFL..... 0
 Sacks..... 0
 FR..... 0
 INT..... 0

#59 LB ANDREW MIMS

Tackles..... 14, at NC State (9/2/21)
 TFL..... 1.0, (5X), last at Houston (11/14/20)
 Sack..... 1, 2X, last vs. UCF (11/27/20)
 FF..... 1, vs. South Carolina State (9/14/19)

THE LAST TIME - TEAM

	USF	OPPONENT
	RUSHING	
Team had 400-499 yards:	421, vs. Temple, 10/23/21	434, at Navy, 10/19/10
Team had 300-399 yards:	302, vs. The Citadel, 9/12/20	363, vs. Florida, 9/11/21
Team had 200-299 yards:	241, vs. FAMU, 9/18/21	269, vs. Tulsa 10/16/21
Had 51-100 yards:	113, vs. Tulsa 10/16/21	162, at SMU, 10/2/21
Had less than 50 yards:	26, vs. Wisconsin, 8/30/19	48, vs. Temple, 10/23/21
Team had 70 or more attempts:	73, vs. Temple, 10/23/21	89, at Houston, 10/27/18
Team had 60 or more attempts:	63, Temple, 9/21/17	69, at Navy, 10/31/15
Team had 50-59 attempts:	55, at Tulane, 10/28/17	58, vs. Memphis, 11/23/19
Team had fewer than 25 attempts:	23, vs. Wisconsin, 8/30/19	14, vs. Temple, 10/23/21
Team had five or more rushing touchdowns:	5, at UMass 10/6/18	6, at Notre Dame, 9/19/20
Team had at least three rushing touchdowns:	3, vs. Temple, 10/23/21	3, vs. Florida, 9/11/21
Team had 0 rushing touchdowns:	at NC State, 9/2/21	at Memphis, 11/7/20
	PASSING	
Had 500+ yards passing:	503, at UCF, 11/24/17	
Had 400-499 yards passing:	404, vs. UCF, 11/27/20	437, at Memphis, 11/7/20
Had 300-399 yards passing:	306, vs. ECU, 10/10/20	301, at SMU, 10/2/21
Had less than 100 yards passing:	44, vs. Memphis, 11/23/19	84, vs. The Citadel, 9/12/20
Team had less than 50 yards passing:	44, vs. Memphis, 11/23/19	23, at Navy, 10/19/10
Had 50 or more attempts:	50, vs. Ball State, 9/10/11	50, at Memphis, 11/7/20
Had 40-49 attempts:	47, vs. UCF 11/27/20	42, at SMU, 10/2/21
Had less than 20 attempts:	19, vs. Memphis, 11/23/19	18, vs. The Citadel, 9/12/20
Had less than 10 attempts:	Never (record-low 10 vs. Louisville, 9/24/05)	4, at Navy, 10/19/10
Had 30 or more completions:	32, vs. UCF, 11/27/20	30, at Memphis, 11/7/20
Had less than 10 completions:	6, vs. Memphis, 11/23/19	4, vs. The Citadel, 9/12/20
Team had less than five completions:	3, at Louisville, 10/22/04	4, vs. The Citadel, 9/12/20
Had five touchdown passes:	vs. Cincinnati, 11/20/15	at Houston, 10/27/18
Had four touchdown passes:	vs. UCF, 11/27/20	at SMU, 10/2/21
Had zero touchdown passes:	at BYU, 9/25/21	at Notre Dame, 9/19/20
Had five passes intercepted:	at Cincinnati, 10/3/20	at Syracuse, 10/3/09
Had four passes intercepted:	at Cincinnati, 10/3/20 (5)	Temple, 9/21/17
Had three passes intercepted:	at NC State, 9/2/21 (3)	at Cincinnati, 10/3/20
Did not throw an interception:	vs. Temple, 10/23/21	at BYU, 9/25/21
	TOTAL OFFENSE	
Had 700 or more yards:	745, vs. Florida A&M, 9/17/11	Never
Had 600 or more yards:	646, vs. UCF, 11/27/20	666, vs. Florida, 9/11/21
Had 500 or more yards:	526, vs. Temple, 10/23/21	535, vs. Tulsa 10/16/21
Had 200 yards or less:	170, vs. Memphis, 11/23/19	182, Florida A&M, 9/5/15
Had 100 yards or less:	Never	85, vs. Temple 9/21/17
Ran 100 or more plays:	101, at San Jose State, 8/26/17	
Ran 90 or more plays:	94, vs. Temple, 10/23/21	96, vs. ECU, 9/22/18
Ran 85 or more plays:	93, vs. UCF, 11/27/20	88, vs. Tulsa 10/16/21
Ran 55 or fewer plays:	50, vs. Memphis, 11/23/19	35, vs. Temple, 10/23/21
	SCORING	
Scored 80 or more points:	80, vs. Kentucky Wesleyan, 9/6/97	Never
Scored 70-79 points:	70, vs. Florida A&M, 9/17/11	Never
Scored 60-69 points:	61, at ECU 9/30/17 (Road game Record)	Never
Scored 50-59 points:	55, vs. SC State, 9/14/19	58, vs. UCF, 11/27/20
Scored 40-49 points:	46, vs. UCF, 11/27/20	41, at SMU, 10/2/21
Scored less than 10 points:	0, at NC State 9/2/21	6, vs. The Citadel, 9/12/20
Failed to score points:	0, at NC State 9/2/21	0, Charleston Southern, 9/19/09
Won by 45 points or more:	48, vs. Florida A&M, 9/5/15	45, at NC State 9/2/21
Won by 30-44 points:	39, vs. SC State, 9/14/19	35, at Houston, 11/14/20
Won by 20-29 points:	20, vs. Temple, 10/23/21	24, at SMU, 10/2/21
Scored on the first drive of the game:	FG, vs. Tulsa 10/16/21	TD, at SMU, 10/2/21
Scoring drive of 15 or more plays:	19 (TD), at BYU, 9/25/21	15 (FG), vs. Tulsa 10/16/21
Recorded a safety:	at Houston, 10/27/18	at Temple, 10/21/16
Scored on a blocked field goal attempt:	Nate Godwin (75), vs. Cincinnati, 10/5/13	A. Contressa, Stony Brook, 9/2/17
Scored on a blocked PAT attempt:	(Never)	Nate Hobbs, Illinois, 9/15/17
Scored a 2-point conversion:	at Illinois (Barnett to St. Felix pass), 9/15/18	Illinois, 9/15/17

THE LAST TIME - TEAM

	USF	OPPONENT
TURNOVERS		
Team lost five or more turnovers:	(5) at Cincinnati, 10/3/20	(8) vs. SC State, 9/14/19
Team lost four turnovers:	vs. UConn, 10/15/16	(4) at Cincinnati, 10/3/20
Team lost three fumbles:	at Temple, 10/17/20	vs. S.C. (Birmingham Bowl), 12/29/16
Threw four or more interceptions:	5, at Cincinnati, 10/3/20	(4) vs. Temple, 9/21/17
Team did not commit a turnover:	at Memphis, 11/7/20	vs. East Carolina, 10/10/20
Team recovered an on-side kick:	at Pittsburgh, 9/8/01	vs. UCF, 11/26/16
Lost a game and did not commit a turnover:	at Memphis, 11/7/20	vs. Tulsa, 11/16/17
DEFENSE		
Team recorded seven sacks:	vs. UConn, 10/15/11	9, vs. Temple, 11/9/19
Team recorded six sacks:	vs. BYU, 10/12/19	vs. ECU, 9/22/18
Team recorded five sacks:	at UConn 10/5/19	vs. UCF, 11/27/20
Team recorded 10 or more tackles for loss	13.0, vs. BYU, 10/12/19	13.0, vs. East Carolina, 10/10/20
Team recorded five or more pass break-ups:	5, at SMU, 10/2/21	8, at Houston, 11/14/20
SPECIAL TEAMS		
Returned a punt for a touchdown:	vs. The Citadel, 9/12/20	at Houston, 11/14/20
Returned a blocked punt for a touchdown:	vs. Florida A&M, 9/17/11	at Notre Dame (9/19/20)
Returned a kickoff for a touchdown:	vs. Tulsa 10/16/21	at Cincinnati, 10/3/20
Blocked a punt:	vs. Florida State, 9/29/12	at Notre Dame (9/19/20)
Punted 10 or more times:	10, at Cincinnati, 11/10/18	10, Temple, 9/21/17
Did not record a punt:	vs. Temple, 10/23/21	at Pittsburgh, 10/24/09
Blocked a field goal:	at BYU, 9/25/21	at Tulane, 10/21/17
Blocked a PAT:	vs. UConn, 10/20/18	at Cincinnati, 11/10/18
Team recovered an on-side kick:	at Pittsburgh, 9/8/01	vs. UCF, 11/26/16
Made five or more field goals:	5, vs. Temple, 9/21/17	Never
Made four or more field goals:	4, at Memphis, 11/7/20	4, at Illinois, 9/15/18
MISCELLANEOUS		
Had 30 or more first downs:	34, vs. Temple, 10/23/21	31, vs. Tulsa 10/16/21
Had 10 or fewer first downs:	5, vs. Memphis, 11/23/19	6, Temple, 9/21/17
Had 15 or more penalties:	16, Illinois, 9/15/17	15, Illinois, 9/15/17
Had no penalties:	Never	Never
Had 100 or more penalty yards:	111, at Temple, 10/17/20	112, at UCF, 11/29/19
Had less than 25 penalty yards:	21 at Houston, 11/14/20	5, vs. SC State, 9/14/19
Had 35 minutes or more of possession time:	44:35, vs. Temple, 10/23/21	35:36, vs. East Carolina, 10/10/20

THE LAST TIME - INDIVIDUAL

	USF	OPPONENT
RUSHING		
Rushed at least 25 times:	Jaren Mangham (26), vs. Temple, 10/23/21	Greg McCrae (25), vs. UCF, 11/27/20
Rushed at least 30 times:	Marlon Mack (31), vs. UConn, 9/19/14	D. Brewer (34), vs. Tulsa, 11/16/17
Rushed for 100 yards:	Jaren Mangham (152) & Brian Battie (126), vs. Temple, 10/23/21	Anthony Richardson (115) vs. Florida, 9/11/21
Multiple players rushed for 100 yards:	Jaren Mangham (152) & Brian Battie (126), vs. Temple, 10/23/21	Shamari Brooks (145) & Deneric Prince (110) vs. Tulsa, 10/16/21
Rushed for 150 yards:	Jaren Mangham (152), vs. Temple, 10/23/21	Zonovan Knight (163) at NC State, 9/2/21
Rushed for 200 yards:	Quinton Flowers (210), at Memphis, 11/12/16	R. Armstead (210), at Temple, 10/21/16
Rushed for 300 yards:	Jordan Cronkrite (302), at UMass, 10/6/18	
USF player rushed for 200 yards in consecutive games	Dyral McMillan (258) vs. New Haven, 11/6/99; (221) vs. Hofstra, 11/13/99	
Scored on a run of 50 yards or more:	Jordan Cronkrite (66) at Tulsa, 10/12/18	Anthony Richardson (80), vs. Florida, 9/11/21
Scored on a run of 70 yards or more:	Jordan Cronkrite (77, 76), at UMass 10/6/18	Anthony Richardson (80), vs. Florida, 9/11/21
PASSING		
Player attempted 60+ passes:	Marquel Blackwell (61), at Memphis, 9/22/01	Troy Mitchell (66), vs. Western Carolina, 8/30/14
Player attempted 50-59 passes:	Matt Grothe (54), vs. Cincinnati, 11/3/07	Brady White (50), at Memphis, 11/7/20
Player attempted 40-49 passes:	Jordan McCloud (46), vs. UCF, 11/27/20	Tanner Mordecai (42) at SMU, 10/2/21
Player completed 30-39 passes:	Jordan McCloud (32), vs. UCF, 11/27/20	Brady White (30) at Memphis, 11/7/20
Player completed 25-29 passes:	Blake Barnett (29), vs. Tulane, 11/3/18	Tanner Mordecai (29) at SMU, 10/2/21
Player passed for more than 400 yards:	Jordan McCloud (404), vs. UCF, 11/27/20	Brady White (437) at Memphis, 11/7/20
Player passed for more than 300 yards:	Jordan McCloud (404), vs. UCF, 11/27/20	Tanner Mordecai (301) at SMU, 10/2/21
Player threw five touchdowns:	Marquel Blackwell (5), at East Carolina, 10/19/02	D'Eriq King (5), at Houston, 10/27/18
Player threw four touchdowns:	Jordan McCloud (4), vs. UCF, 11/27/20	Tanner Mordecai (4) at SMU, 10/2/21
Player threw three touchdowns:	Jordan McCloud (4), vs. UCF, 11/27/20	Baylor Romney (3), at BYU, 9/25/21
Player threw a TD of 70 yards or more:	Noah Johnson-Kelley Joiner (75) at Memphis, 11/7/20	D'Wan Mathis (70), vs. Temple, 10/23/21
Player threw a TD of 60-70 yards or more:	Blake Barnett-Darnell Salomon (66), vs. ECU, 9/22/18	Brady White-Calvin Austin (65) at Memphis, 11/7/20
Player threw a TD of 50-60 yards or more:	Quinton Flowers-T. McCants (54), vs. Stony Brook, 9/2/17	Brady White to K. Jones (50), vs. Memphis, 11/23/19
RECEIVING		
Player caught 10 passes:	Bryce Miller (11), vs. UCF, 11/27/20	Xavier Smith (15), vs. FAMU 9/18/21
Player had 100 receiving yards:	Jimmy Horn, Jr. (102), at SMU, 10/2/21	Xavier Smith (139), vs. FAMU 9/18/21
USF player with three straight 100-yard games:	Andre Davis (113), vs. SMU, 11/26/13; (110) vs. Memphis, 11/16/13; (134), vs. Houston, 10/31/13	
TOTAL OFFENSE		
Player had 600-plus yards:	Quinton Flowers (605), at UCF, 11/24/17	
Player had 400-600 yards:	Jordan McCloud (411), vs. UCF, 11/27/20	Brady White (451) at Memphis, 11/7/20
QB Had 100+ yards RUSHING & 400+ PASSING:	Quinton Flowers, 102 rush, 503 pass, at UCF, 11/24/17	D'Eriq King, 134 rush, 419 pass, at Houston, 10/27/18
QB had 100+ yards RUSHING & 200-400 PASSING:	Quinton Flowers, 106 rush, 311 pass, vs. Texas Tech, 12/23/17	Will Worth, 129 rush, 299 pass, vs. Navy, 10/28/16
DEFENSE		
Player intercepted three or more passes:	J.R. Reed (3), at Memphis, 11/29/03	Bobby McCain (3), vs. Memphis, 11/16/13
Player intercepted two or more passes:	Deatrick Nichols (2), vs. Temple, 9/21/17	Rodney Clemons (2), vs. SMU, 9/28/19
Player recovered two or more fumbles:	Greg Reaves (2), vs. SC State, 9/14/19	Jacob Martin (2), vs. Temple, 9/21/17
Player recorded four or more sacks:	George Selvie (4), vs. Elon, 9/1/07	Never
Player recorded three sacks:	Deadrin Senat (3), vs. Texas Tech, 12/23/17	Landon Woodson (3), vs. UCF, 11/27/20
Player recorded 15 or more tackles:	Patrick Macon (15), vs. Wisconsin, 8/30/19	D. Spencer (15), at UCF, 11/26/15
Player returned an interception for a touchdown:	Antonio Grier (69) vs. Tulsa, 10/16/21	Z. Collins (38) vs. Tulsa 10/23/20
Player returned a fumble for a touchdown:	Vincent Davis (12), at UMass, 10/6/18	Darek Parish (85) at Houston, 11/14/20
Player recorded 4.0 tackles for loss or more:	Patrick Macon (4), vs. Wisconsin, 8/30/19	Juwuan Johnson (4.0), vs. Northern Illinois, 9/10/16
PUNTING		
Player recorded four 50-yard punts:	Trent Schneider (4), vs. UCF, 11/23/18	Dane Roy (4), vs. Houston, 10/28/17
Player recorded a 60-yard punt:	Andrew Stokes (66) at NC State, 9/2/21	James Smith (60), at Cincinnati, 10/3/20
Player recorded two 60-yard punts:	Andrew Stokes (66 & 61) at NC State, 9/2/21	NEVER
SCORING		
Player scored at least four touchdowns:	Marlon Mack (4), vs. Western Carolina, 8/30/14	Jonathan Taylor (4, 2 rush, 2 rec), vs. Wisconsin, 8/30/19
Player scored at least three touchdowns:	Jaren Mangham (3) vs. FAMU 9/18/21	Jacob Harris (3), vs. UCF, 11/27/20
Player caught at least two touchdown passes:	B. Miller (2), D. Dukes (2), vs. UCF, 11/27/20	Jacob Harris (3), vs. UCF, 11/27/20
Player rushed for at least three touchdowns:	Jaren Mangham (3) vs. FAMU 9/18/21	Ian Book (3 Rush), at Notre Dame (9/19/20)
Player kicked (made) four+ field goals:	Spencer Shrader (4) at Memphis, 11/7/20	Chase McLaughlin (4), at Illinois, 9/15/18
Player kicked (made) three+ field goals:	Spencer Shrader (4) at Memphis, 11/7/20	Jake Olroyd, vs. BYU, 10/12/19
Player returned a kickoff for a touchdown:	Brian Battie (100) vs. Tulsa, 10/16/21	Tre Tucker (97), at Cincinnati, 10/3/20
Player returned a punt for a touchdown:	Omarion Dollison (0), vs. The Citadel, 9/12/20	Marcus Jones (73) at Houston, 11/14/20
Player returned an interception for a touchdown:	Antonio Grier (69) vs. Tulsa, 10/16/21	Z. Collins (38) vs. Tulsa 10/23/20
Player returned a fumble for a touchdown:	Vincent Davis (12), at UMass, 10/6/18	Darek Parish (85) at Houston, 11/14/20
Player recovered a fumble in the end zone for a touchdown:	Jake Sims, vs. Rutgers, 11/3/10	Jimmy Gaines, vs. Miami, 9/28/13
Player returned (or recovered) a blocked punt for a touchdown:	Andre Davis (11), vs. Florida A&M, 9/17/11	Jordan Botelho, at Notre Dame (9/19/20)
Player returned a blocked field goal attempt for a touchdown:	Nate Godwin (75), vs. Cincinnati, 10/5/13	Rod Davis (61), vs. Southern Miss, 10/25/03
Player scored on a two-point conversion attempt:	Randall St. Felix from Blake Barnett, at Illinois, 9/15/18	Mike Dudek, pass from Jeff George Jr., Illinois, 9/15/17
Player kicked a game-winning field goal	Coby Weiss at Tulsa, 10/12/18 (22 yards with :02 remaining)	Sam Crosa, vs. Cincinnati, 11/16/19 (37 yards with :03 remaining)

GAME 1: NC STATE 45, USF 0

CARTER-FINLEY STADIUM • RALEIGH, N.C.

SEPT. 2, 2021 • 7:30 P.M. • ACC NETWORK

RALEIGH, N.C., – The USF football team opened the 2021 season presented by Tampa General Hospital with a 45-0 loss at NC State Thursday night in Raleigh, N.C. with 52,633 on hand at Carter-Finley Stadium.

USF struggled offensively for much of the game, but did show some big play ability and built some momentum and sustained drives under freshman quarterback Timmy McClain, who stepped in for starter Cade Fortin midway through the second quarter. Following McClain's second interception of the game late in the third quarter, Fortin returned to lead the Bulls on a 15-play, 71-yard drive that ended at the NC State 4.

McClain finished 7-of-13 for 126 yards and two interceptions. Fortin went 7-of-20 for 41 yards and one interception. Xavier Weaver led Bulls' receivers with two catches for 73 yards. Defensively, the Bulls were led by linebacker Andrew Mims as he set a career high of 14 total tackles. NC State posted 525 yards of offense, led by a strong performance from running back Zonovan Knight who ran for 163 yards and a touchdown.

USF missed some opportunities early (notably an overthrow of a streaking Jimmy Horn Jr. at midfield) and struggled to get the offense moving before NC State opened a large lead in an eventual 45-0 victory in Raleigh.

- Cade Fortin started at quarterback for the Bulls and played the first five possessions before being relieved by freshman Timmy McClain, who played most of the second and third quarters before Fortin returned late in the third quarter and led the Bulls final three possessions, including a 15-play, 71-yard drive that ended on the NC State 4. Fortin finished 7-20 for 41 yards and an interception while running for 23 yards, while McClain went 7-13 for 126 yards and two interceptions and ran for 16 yards.
- Xavier Weaver posted a career-best 73 yards receiving on two catches, including a 44-yarder from McClain.
- Andrew Mims led the Bulls defense with a career-best 14 tackles.
- NC State outgained the Bulls 525 yards to 271 and produced 27 first downs to the Bulls 15.
- NC State had two 100-yard rushers and produced 293 yards rushing on the day.
- In his first-ever football game, punter Andrew Stokes punted eight times for 361 yards

SCORE BY QUARTERS

Team	1st	2nd	3rd	4th	Total
USF	0	0	0	0	0
NC State	10	14	14	7	45

SCORING SUMMARY

Qtr	Time	Scoring Play	VH
1st	09:36	NCS - #8 R.Person 33 yd pass from #13 D.Leary (#32 C.Dunn kick), 9-76, 03:26	0-7
1st	02:14	NCS - #32 C.Dunn 34 yd FG, 9-30, 03:48	0-10
2nd	12:39	NCS - #8 R.Person 11 yd rush (#32 C.Dunn kick), 6-70, 02:24	0-17
2nd	00:48	NCS - #8 R.Person 11 yd rush (#32 C.Dunn kick), 3-77, 00:22	0-24
3rd	09:30	NCS - #7 Z.Knight 46 yd rush (#32 C.Dunn kick), 4-54, 01:31	0-31
3rd	02:53	NCS - #29 C.Toude 7 yd pass from #13 D.Leary (#32 C.Dunn kick), 8-74, 03:31	0-38
4th	08:14	NCS - #3 J.Houston 1 yd rush (#32 C.Dunn kick), 11-55, 06:30	0-45

USF

RUSHING	No.	Gain	Loss	Net	TD	Lg	Avg
Jaren Mangham	5	27	1	26	0	17	5.2
Cade Fortin	5	25	2	23	0	11	4.6
Darrin Felix	8	27	6	21	0	16	2.6
Kelly Joiner Jr.	3	19	0	19	0	10	6.3
Timmy McClain	4	24	8	16	0	11	4.0
Brian Battle	5	12	4	8	0	9	1.6
Omarion Doolson	1	0	4	-4	0	0	-4.0
Jimmy Horn Jr.	1	0	5	-5	0	0	-5.0
Totals:	32	134	30	104	0	17	3.2

PASSING	C-A-I	Yds	TD	Long	Sack
Cade Fortin	7-20-1	41	0	20	0
Timmy McClain	7-13-2	126	0	44	0
Totals:	14-33-3	167	0	44	0

RECEIVING	TAR	No.	Yards	YAC	TD	Long
Xavier Weaver	10	2	73	0	0	44
Mitchell Brinkman	2	2	35	30	0	31
Byron Miller	4	2	18	2	0	9
Darrin Felix	2	2	13	23	0	8
Latrell Williams	5	2	-5	4	0	1
Brian Battle	1	1	20	5	0	20
Omarion Doolson	3	1	10	6	0	10
Kelly Joiner Jr.	1	1	2	1	0	2
Jaren Mangham	1	1	1	3	0	1
Jimmy Horn Jr.	1	0	0	0	0	0
Sean Atkins	1	0	0	0	0	0
Yusuf Terry	1	0	0	0	0	0
Chris Carter	1	0	0	0	0	0
Totals:	33	14	167	74	0	44

PUNTING	No.	Yds	Avg	Long	In20	TB
Andrew Stokes	8	361	45.1	66	1	1
Totals:	8	361	45.1	66	1	1

RETURNS	Punt	Kickoff	Intercept						
	No	Yds	Lg	No	Yds	Lg	No	Yds	Lg
Brian Battle	0	0	0	2	49	33	0	0	0
Jimmy Horn Jr.	0	0	0	2	17	14	0	0	0
Matthew Hill	0	0	0	0	0	0	1	27	27
Totals:	0	0	0	4	66	33	1	27	27

FIELD GOALS

KICKOFFS	No.	Yards	Avg	TB	OB
Spencer Shrader	1	65	65.0	0	0

ALL-PURPOSE	Rush	Rcv	KR	PR	IR	Total
Brian Battle	8	20	49	0	0	77
Xavier Weaver	0	73	0	0	0	73
Mitchell Brinkman	0	25	0	0	0	25
Darrin Felix	21	13	0	0	0	34

FUMIGLES

USF: Timmy McClain 1, D. Brian Battle 1-0
 NC State: None

NC STATE

RUSHING	No.	Gain	Loss	Net	TD	Lg	Avg
Zonovan Knight	16	164	1	163	1	46	10.2
Ricky Person	16	107	2	105	2	32	6.6
Jordan Houston	5	15	0	15	1	4	3.0
Delbert Mims	1	9	0	9	0	9	9.0
Devin Leary	2	8	7	1	0	8	0.5
Totals:	40	303	10	293	4	46	7.3

PASSING	C-A-I	Yds	TD	Long	Sack
Devin Leary	17-26-1	232	2	51	1
Totals:	17-26-1	232	2	51	1

RECEIVING	TAR	No.	Yards	YAC	TD	Long
Emeka Emezie	6	5	71	9	0	39
Ricky Person	3	3	43	26	1	33
Christopher Toude	3	2	22	2	1	15
Zonovan Knight	2	2	16	7	0	11
Devin Carter	4	1	51	3	0	51
C.J. Riley	1	1	12	0	0	12
Julian Gray	1	1	10	10	0	10
Trent Penick	1	1	4	3	0	4
Thayer Thomas	3	1	3	1	0	3
Porter Rocks	1	0	0	0	0	0
Keyon Lesane	1	0	0	0	0	0
Totals:	26	17	232	61	2	51

PUNTING	No.	Yds	Avg	Long	In20	TB
Trenton Gill	2	90	45.0	57	2	0
Ben Finley	1	38	38.0	38	1	0
Totals:	3	128	42.7	57	3	0

RETURNS	Punt	Kickoff	Intercept						
	No	Yds	Lg	No	Yds	Lg	No	Yds	Lg
Thayer Thomas	2	12	9	0	0	0	0	0	0
Zonovan Knight	0	0	1	25	25	0	0	0	0
Druke Thomas	0	0	0	0	0	0	1	0	0
Cyrus Fagan	0	0	0	0	0	0	1	16	16
Tanner Ingle	0	0	0	0	0	0	1	6	6
Totals:	2	12	9	1	25	25	3	22	14

FIELD GOALS

KICKOFFS	No.	Yards	Avg	TB	OB
Christopher Dunn	2	90	45.0	0	0
Totals:	2	90	45.0	0	0

ALL-PURPOSE	Rush	Rcv	KR	PR	IR	Total
Zonovan Knight	163	16	25	0	0	204
Ricky Person	105	43	0	0	0	148
Emeka Emezie	0	71	0	0	0	71
Devin Carter	0	51	0	0	0	51



Team Statistics report
 USF vs NC State (Sep 02, 2021)

Date: Sep 02, 2021
 Site: Raleigh, North Carolina
 Stadium: Carter-Finley
 Attendance: 52,633

FULL GAME	USF	NCS
FIRST DOWNS	13	27
Rushing	7	11
Passing	6	13
Penalty	2	3
NET YARDS RUSHING	104	293
Rushing Attempts	32	40
Average Per Rush	3.2	7.3
Rushing Touchdowns	0	4
Yards Gained Rushing	134	303
Yards Lost Rushing	30	10
NET YARDS PASSING	167	232
Completions-Attempts-Int	14-33-3	17-26-1
Average Per Attempt	5.1	8.9
Average Per Completion	11.9	13.6
Passing Touchdowns	0	2
TOTAL OFFENSE YARDS	271	525
Total offense plays	65	66
Average Gain Per Play	4.2	8.0
Fumbles: Number-Lost	2-0	0-0
Penalties: Number-Yards	6-70	3-25
PUNTS-YARDS	8-361	3-128
Average Yards Per Punt	45.1	42.7
Net Yards Per Punt	41.1	42.7
Inside 20	2	3
50+ Yards	1	1
Touchbacks	1	0
Fair catch	2	1
KICKOFF-YARDS	1-65	8-517
Average Yards Per Kickoff	65.0	64.6
Net Yards Per Kickoff	2	43.9
Touchbacks	0	4
Fair Catch Yards	0	0
Punt returns: Number-Yards-TD	0-0-0	2-12-0
Average Per Return	0.0	6.0
Kickoff returns: Number-Yds-TD	4-66-0	1-25-0
Average Per Return	16.5	25.0
Interceptions: Number-Yds-TD	1-27-0	3-22-0
Fumble Returns: Number-Yds-TD	0-0-0	0-0-0
Miscellaneous Yards	0	0
Possession Time	30:48	29:12
1st Quarter	06:16	08:44
2nd Quarter	08:43	06:17
3rd Quarter	08:01	06:59
4th Quarter	07:48	07:12
Third-Down Conversions	3-16	8-13
Fourth-Down Conversions	0-1	1-1
Red-Zone Scores-Chances	0-2	5-5
Touchdowns	0-2	4-5
Field goals	0-2	1-5
Sacks By: Number-Yards	1-7	0-0
PAT Kicks	0-0	6-6
Field Goals	0-0	1-1
Points off Turnover	0	1

USF	Name	Solo	Asst	Total	Sacks-Yds	TL-Yds	FF	FR-Yds	Int-Yds	BkUp	Bks	QBH
59	Andrew Mims	2	12	14	0-0	0-0	0	0	0	0	0	0
5	Antonio Greer	2	5	8	1-0	1-0	0	0	0	0	0	0
0	Daquan Evans	4	3	7	0-0	0-0	0	0	0	0	0	0
11	Dwayne Boyles	3	4	7	0-0	0-0	0	0	0	0	0	0
1	Matthew Hill	2	5	7	0-0	0-0	0	0	1-27	0	0	0
22	Mehdi Lillouine	2	5	7	0-0	0-0	0	0	0	0	0	0
23	Thad Mangum	1	4	5	0-0	0-1	0	0	0	0	0	0
2	T.J. Robinson	2	2	4	0-0	0-0	0	0	0	0	0	0
8	Christopher Townsend	0	4	4	0-0	0-0	0	0	0	0	0	0
4	Christian Williams	2	1	3	0-0	0-0	0	0	0	0	0	0
10	Kevin Regier	2	1	3	0-0	0-1	0	0	0	0	0	0
45	Darrin Grant</											

GAME 2: #13 FLORIDA 42, USF 20

RAYMOND JAMES STADIUM • TAMPA, FLA.

SEPT. 11, 2021 • 1:00 P.M. • ABC

TAMPA, FLA., – USF sold out all tickets prior to kickoff of its Sept. 11 clash with No. 13 Florida, but saw the Gators jump to a 35-3 halftime lead and dampen the festive mood before the Bulls rallied to outscore the Gators 17-7 in the second half and close out a 42-20 loss with some positives after a rough start.

USF was led defensively by safety Vincent Davis who had eight tackles while line-backers Dwayne Boyles, Antonio Grier and Andrew Mims posted seven each. Quarterback Cade Fortin started the game and played the first half, finishing 12-of-18 for 91 yards and an interception. Freshman Timmy McClain started the second half and finished 4-of-10 for 83 yards and ran for 11. Katravis Marsh also led a late touchdown drive and completed a 14-yard pass to tight end Mitchell Brinkman.

Running back Jaren Mangham scored on touchdown runs of one and two yards for USF while rushing for 29 yards. Xavier Weaver led all Bulls in receiving yards for the second game posting 68 yards on two catches and also adding an electrifying 45-yard punt return late in the game.

■ Cade Fortin started at quarterback for the Bulls and played the first half before being relieved by freshman Timmy McClain in the second half. Fortin led a 17-play 75-yard drive for a field goal in the first half. McClain led drives of 43 yards and 27 yards for touchdowns in the second half following an interception and big punt return.

■ Xavier Weaver continued to be explosive, posting two catches for 68 yards (34 ypc) and a 45-yard punt return.

■ Safeties Mekhi LaPointe and Brock Nichols recorded interceptions, returning them 50 and 38 yards.

■ NC State outgained the Bulls 666 yards to 283 and was punishing on the ground gaining 363 rushing yards.

■ Florida scored on plays of 75, 35, 41, 33 and 80 yards on the day - racking up 264 yards on five scoring plays (52.8 ypp). The Gators scored in four plays or less three times and longest drive on the day was eight plays.

■ The Bulls produced a big goal line stand in the third quarter, halting a 7-play, 59-yard UF drive at the 1-yard line. The USF defense forced two interceptions and two turnovers on downs in the Gators first four possessions of the second half.(45.1 ypp).



Date: Sep 11, 2021
Site: Tampa, Florida
Stadium: Raymond James
Attendance: 64652

FULL GAME	UFL	USF
FIRST DOWNS	26	20
Rushing	13	8
Passing	12	9
Penalty	1	3
NET YARDS RUSHING	363	95
Rushing Attempts	44	41
Average Per Rush	8.2	2.3
Rushing Touchdowns	3	2
Yards Gained Rushing	372	138
Yards Lost Rushing	9	43
NET YARDS PASSING	303	188
Completions-Attempts-Int	17-25-2	17-30-1
Average Per Attempt	12.1	6.3
Average Per Completion	17.8	11.1
Passing Touchdowns	3	3
TOTAL OFFENSE YARDS	666	283
Total offense plays	69	71
Average Gain Per Play	9.7	4.0
Fumbles: Number-Lost	0-0	2-0
Penalties: Number-Yards	4-45	2-30
PUNTS-YARDS	3-137	7-278
Average Yards Per Punt	45.7	39.7
Net Yards Per Punt	29.7	36.7
Inside 20	1	1
50+ Yards	2	1
Touchbacks	0	0
Fair catch	1	2
KICKOFF-YARDS	7-432	5-315
Average Yards Per Kickoff	61.7	63.0
Net Yards Per Kickoff	41.6	42
Touchbacks	2	3
Fair Catch Yards	20	0
Punt returns: Number-Yards-TD	0-0-0	2-48-0
Average Per Return	0.0	24.0
Kickoff returns: Number-Yds-TD	2-30-0	3-40-0
Average Per Return	15.0	13.3
Interceptions: Number-Yds-TD	1-0-0	2-89-0
Fumble Returns: Number-Yds-TD	0-0-0	0-0-0
Miscellaneous Yards	0-0-0	0-0-0
Possession Time	30:42	29:18
1st Quarter	09:48	11:12
2nd Quarter	09:25	05:35
3rd Quarter	08:45	06:15
4th Quarter	08:44	06:16
Third-Down Conversions	4-12	5-17
Fourth-Down Conversions	1-3	0-2
Red-Zone Scores-Chances	1-2	4-4
Touchdowns	1-2	4-4
Field goals	0-2	2-4
Sacks By: Number-Yards	1-5	1-8
PAT Kicks	6-6	2-2
Field Goals	0-0	2-2
Points off Turnover	7	10

SCORE BY QUARTER

Team	1st	2nd	3rd	4th	Total
Florida	14	21	0	7	42
South Fla.	3	0	10	7	20

SCORING SUMMARY

Qtr	Time	Scoring Play	V-H
1st	11:06	UFL - #27 D.Pierce 7 yd rush (#71 C.Howard kick), 4-63, 01:26	7-0
1st	04:45	USF - #32 S.Shrader 25 yd FG, 17-75, 06:16	7-3
1st	04:34	UFL - #1 J.Copeland 75 yd pass from #15 A.Richardson (#71 C.Howard kick), 1-75, 00:11	14-0
2nd	12:36	UFL - #3 X.Henderson 35 yd pass from #5 E.Jones (#71 C.Howard kick), 8-67, 03:36	21-3
2nd	09:18	UFL - #1 J.Copeland 41 yd pass from #15 A.Richardson (#47 J.Christmann kick), 6-80, 02:37	28-3
2nd	06:41	UFL - #5 E.Jones 33 yd rush (#71 C.Howard kick), 3-51, 01:20	35-3
3rd	09:18	USF - #32 S.Shrader 32 yd FG, 4-119, 01:47	35-6
3rd	04:41	USF - #0 J.Mangham 1 yd rush (#32 S.Shrader kick), 5-43, 01:31	35-13
4th	10:29	UFL - #15 A.Richardson 80 yd rush (#71 C.Howard kick), 1-80, 00:14	42-13
4th	04:22	USF - #0 J.Mangham 2 yd rush (#32 S.Shrader kick), 5-27, 01:46	42-20

FLORIDA

RUSHING	No.	Gain	Loss	Net	TD	LG	Avg
Anthony Richardson	4	115	0	115	1	80	28.8
Emory Jones	13	89	8	81	1	33	6.2
Damone Pierce	5	55	0	55	1	20	11.0
Nay'Quan Wright	7	36	0	36	0	9	5.1
Demarcus Bowman	3	33	0	33	0	26	11.0
Malik Davis	7	23	1	22	0	8	3.1
Lorenzo Lingard	5	21	0	21	0	12	4.2
Totals:	44	372	9	363	3	80	8.2

PASSING	C/Att	Yds	TD	Long	Sack
Emory Jones	14-22-2	151	1	35	1
Anthony Richardson	3-9-0	152	2	75	0
Totals:	17-25-2	303	3	75	1

RECEIVING	TAR	No.	Yards	YAC	TD	Long
Jacob Copeland	5	5	175	49	2	75
Xavier Henderson	4	4	68	48	1	35
Justin Shorter	5	2	23	3	0	13
Malik Davis	2	2	9	6	0	0
Rick Wells	1	1	20	17	0	20
Damone Pierce	1	1	13	7	0	13
Nay'Quan Wright	1	1	0	-1	0	0
Dajon Reynolds	1	1	-5	-2	0	0
Trent Whitmore	2	0	0	0	0	0
Nick Elkris	1	0	0	0	0	0
Totals:	24	17	303	127	3	75

SOUTH FLA.

RUSHING	No.	Gain	Loss	Net	TD	LG	Avg
Darrian Felix	13	42	2	40	0	13	3.1
Jaren Mangham	8	29	0	29	2	12	3.6
Brian Battle	7	29	4	25	0	10	3.6
Timmy McClain	8	28	17	11	0	10	1.4
Kelly Joiner Jr.	3	10	0	10	0	6	3.3
Cade Fortin	2	0	6	-6	0	0	-3.0
Latrell Williams	0	0	14	-14	0	0	0.0
Totals:	41	138	43	95	2	13	2.3

PASSING	C/Att	Yds	TD	Long	Sack
Cade Fortin	12-18-1	91	0	24	1
Timmy McClain	4-10-0	83	0	44	0
Xavier Weaver	0-1-0	0	0	0	0
Katravis Marsh	1-1-0	14	0	14	0
Totals:	17-30-1	188	0	44	1

RECEIVING	TAR	No.	Yards	YAC	TD	Long
Latrell Williams	7	4	22	13	0	9
Omarron Dollison	3	3	27	9	0	16
Darrian Felix	3	3	13	19	0	11
Xavier Weaver	5	2	68	12	0	44
Sean Atkins	2	2	34	17	0	23
Mitchell Brinkman	1	1	14	5	0	14
Byron Miller	3	1	8	0	0	6
Jimmy Hom Jr.	1	1	4	0	0	4
Kelly Joiner Jr.	1	0	0	0	0	0
Brian Battle	1	0	0	0	0	0
Demarcus Gregory	1	0	0	0	0	0
Yusuf Tery	1	0	0	0	0	0
Totals:	29	17	188	75	0	44

PUNTING

No.	Yds	Avg	Long	In20	TB
Jeremy Crawshaw	3	137	45.7	57	1
Totals:	3	137	45.7	57	1

PUNTING

No.	Yds	Avg	Long	In20	TB
Andrew Stokes	7	278	39.7	52	1
Totals:	7	278	39.7	52	1

RETURNS

Punt	Kickoff	Intercept							
No.	Yds	LG	No.	Yds	LG	No.	Yds	LG	
Malik Davis	0	0	0	1	14	14	0	0	0
Ja'Markis Weston	0	0	0	1	16	16	0	0	0
Kairi Elam	0	0	0	0	0	0	1	0	0
Totals:	0	0	0	2	30	16	1	0	0

RETURNS

Punt	Kickoff	Intercept						
No.	Yds	LG	No.	Yds	LG	No.	Yds	LG
Xavier Weaver	2	48	45	0	0	0	0	0
Brian Battle	0	0	2	28	18	0	0	0
Jimmy Hom Jr.	0	0	1	12	12	0	0	0
Mekhi LaPointe	0	0	0	0	0	1	50	50
Brock Nichols	0	0	0	0	0	1	38	38
Totals:	2	48	45	3	40	18	2	88

FIELD GOALS

Qtr	Time	Dist	Result

FIELD GOALS

Qtr	Time	Dist	Result

KICKOFFS

No.	Yards	Avg	TB	OB		
Jace Christmann	5	306	61.2	1		
Chris Howard	2	128	63.0	1		
ALL-PURPOSE	Rush	Rcv	KR	PR	IR	Total
Jacob Copeland	0	175	0	0	0	175
Anthony Richardson	115	0	0	0	0	115
Emory Jones	81	0	0	0	0	81
Damone Pierce	55	13	0	0	0	68

KICKOFFS

No.	Yards	Avg	TB	OB		
Spencer Strader	5	315	63.0	3		
ALL-PURPOSE	Rush	Rcv	KR	PR	IR	Total
Xavier Weaver	0	68	0	0	0	68
Darrian Felix	40	13	0	0	0	53
Brian Battle	25	0	28	0	0	53
Mekhi LaPointe	0	0	0	0	50	50

FUMBLES

#	Name	Solo	Asst	Total	Sacks-Yds	TFL-Yds	FF	FR-Yds	Int-Yds	BrlUp	Blks	OBH
11	Mohamed Diabate	4	3	7	0-0	0-0	0	0-0	0-0	0	0	0
28	Ty'Ron Hopper	5	1	6	0-0	0-0	0	0-0	0-0	0	0	0
8	Khvis Boogie	2	4	6	0-0	1-0-1	0	0-0	0-0	0	0	0
22	Rashad Torrence	4	1	5	0-0	1-0-3	0	0-0	0-0	0	0	0
7	Jeremiah Moon	3	2	5	1-0-5	1-0-5	0	0-0	0-0	0	0	0
18	Dante Zanders	3	1	4	0-0	0-0	0	0-0	0-0	0	0	

GAME 3: USF 38, FLORIDA A&M 17

RAYMOND JAMES STADIUM • TAMPA, FLA.

SEPT. 18, 2021 • 7:00 P.M. • ESPN+

TAMPA, FLA. – Freshman quarterback Timmy McClain became the 11th Bull to win their first career start at quarterback as he guided the USF offense on five scoring drives (four touchdowns) and a 31-10 lead through three quarters of play before giving way to fellow freshman Katravis Marsh in the fourth quarter of an eventual 38-17 Bulls' victory.

USF compiled 404 yards of offense, including 241 on the ground led by freshman Brian Battie's 110 yards on 10 carries. Sophomore Xavier Weaver led the Bulls with career-bests of five receptions for 77 yards and Jaren Mangham logged three rushing touchdowns, the most in a game for a Bull since 2018.

After the teams traded 49-yard field goals in the first quarter, including the Bulls' Spencer Shrader equating a career long, McClain guided USF 75 yards in eight plays, including a 40-yard completion to Latrell Williams, for the first touchdown of the game on a 1-yard Mangham plunge.

The defense forced its third three-and-out to that point and McClain led the Bulls 49-yards for a touchdown capped by a 9-yard touchdown strike to Weaver.

As the defense continued to stymie FAMU, a nice 29-yard punt return by Weaver set the Bulls up on the Rattlers' 26. USF marched to the endzone in seven plays as Mangham collected his second touchdown of the night on a 4-yard run to make it 24-3.

The Bulls defense held FAMU to -7 yards rushing and 0-for-8 on third down chances in the first half as USF outgained the Rattlers 247-109 in the first 30 minutes.

- The win marked USF's 100th home victory in 25 seasons of football.
- McClain led five scoring drives, including touchdown drives of 75 and 87 yards. He finished 12 of 23 for 163 yards and a touchdown and ran for 51 yards.
- Wide receiver Xavier Weaver led USF with career-bests of five receptions for 77 yards. Weaver also had four punt returns for 45 yards, including a 29-yard long.
- Freshman running back Brian Battie ripped off a career-long 42-yard run and finished with 110 yards on 10 carries to lead USF and log his second career 100-yard game and his second in his last four games.
- Running back Jaren Mangham scored three rushing touchdowns, the most for a USF player in a game since Johnny Ford recorded three vs. UConn in 2018.
- Kicker Spencer Shrader connected on a career-best tying 49-yard field goal in the first quarter. (45.1 ypp).
- The Bulls were led defensively on the night by Matthew Hills' eight tackles and two tackles for loss and five tackles by linebacker Demareuz Bellamy.

SCORE BY QUARTERS

Team	1st	2nd	3rd	4th	Total
Florida A&M	3	0	7	7	17
South Fla.	10	14	7	7	38

SCORING SUMMARY

Qtr	Time	Scoring Play
1st	09:39	USF - #32 S.Shrader 49 yd FG, 4-5, 01:26
1st	07:27	FAM - #42 J.Romo-Martinez 49 yd FG, 7-43, 02:12
1st	03:43	USF - #0 J.Mangham 2 yd rush (#32 S.Shrader kick), 8-75, 03:44
2nd	13:47	USF - #10 X.Weaver 9 yd pass from #9 T.McClain (#32 S.Shrader kick), 10-49, 03:23
2nd	03:31	USF - #0 J.Mangham 4 yd rush (#32 S.Shrader kick), 7-26, 02:25
3rd	04:53	FAM - #23 T.Jennings 33 yd rush (#42 J.Romo-Martinez kick), 8-82, 03:27
3rd	02:02	USF - #0 J.Mangham 9 yd rush (#32 S.Shrader kick), 6-87, 02:43
4th	06:10	USF - #10 J.Sherard 6 yd pass from #17 R.McKay (#42 J.Romo-Martinez kick), 6-20, 02:39
4th	00:18	FAM - #26 Y.Young 1 yd rush (#32 S.Shrader kick), 4-14, 01:55

FLORIDA A&M

RUSHING											
	No.	Gain	Loss	Net	TD	LG	Avg				
Terrell Jennings	6	93	0	93	1	40	15.5				
Jaylen McCloud	10	61	0	61	0	17	6.1				
Bishop Bonnett	8	9	2	7	0	4	0.9				
Eddie Tillman	1	0	0	0	0	0	0.0				
Rasean McKay	4	7	36	-29	0	7	-7.2				
Totals:	29	170	38	132	1	40	4.6				

PASSING											
	C-A-I	Yds	TD	Long	Sack						
Rasean McKay	25-49-0	248	1	25	1						
Totals:	25-49-0	248	1	25	1						

RECEIVING											
	TAR	No.	Yards	YAC	TD	Long					
Xavier Smith	25	15	139	51	0	25					
David Manigo	8	4	54	7	0	17					
Chris Sanders	6	3	29	13	0	13					
Jah'Marae Sheread	7	2	18	7	1	12					
Kamarl Young	1	1	8	4	0	8					
Bishop Bonnett	1	0	0	0	0	0					
Totals:	48	25	248	82	1	25					

PUNTING											
	No.	Yds	Avg	Long	In20	TB					
Chris Faddou	3	128	42.7	51	1	0					
Jose Romo-Martinez	2	64	32.0	48	0	0					
Totals:	5	192	38.4	51	1	0					

RETURNS											
	Punt	No	Yds	LG	No	Yds	LG	Intercept	No	Yds	LG
Xavier Smith	2	14	11	11	15	15	0	0	0	0	0
Jah'Marae Sheread	0	0	0	0	2	51	28	0	0	0	0
Totals:	2	14	11	3	66	28	0	0	0	0	0

FIELD GOALS											
	Qtr	Time	Dist	Result							
Jose Romo-Martinez	1st	07:27	49	GOOD							
Jose Romo-Martinez	2nd	08:40	45	MISSED							
Jose Romo-Martinez	2nd	00:00	45	MISSED							

KICKOFFS											
	No.	Yards	Avg	TB	OB						
Jose Romo-Martinez	4	253	63.2	3	0						

ALL-PURPOSE											
	Rush	Rcv	KR	PR	IR	Total					
Xavier Smith	0	139	15	14	0	168					
Terrell Jennings	93	0	0	0	0	93					
Jah'Marae Sheread	0	18	51	0	0	69					
Jaylen McCloud	61	0	0	0	0	61					

FUMBLES											
	FLA	USF	FLA	USF	FLA	USF					
Florida A&M - TEAM 2-0, Rasean McKay 2-1	0	0	0	0	0	0					
South Fla. - Timmy McClain 1-1, TEAM 1-0, Katravis Marsh 1-0	1	1	0	0	0	0					

SOUTH FLA.

RUSHING											
	No.	Gain	Loss	Net	TD	LG	Avg				
Brian Battie	10	110	0	110	0	42	11.0				
Timmy McClain	14	69	18	51	0	27	3.6				
Jaren Mangham	7	27	6	21	3	9	3.9				
Darrian Felix	7	29	6	23	0	9	3.3				
Kelly Joiner Jr.	3	20	0	20	0	15	6.7				
Yasine Young	4	14	0	14	1	10	3.5				
Katravis Marsh	1	0	4	-4	0	0	-4.0				
Totals:	46	269	28	241	4	42	5.2				

PASSING											
	C-A-I	Yds	TD	Long	Sack						
Timmy McClain	12-23-0	163	1	40	2						
Katravis Marsh	0-0-0	0	0	0	0						
Totals:	12-23-0	163	1	40	2						

RECEIVING											
	TAR	No.	Yards	YAC	TD	Long					
Xavier Weaver	9	5	77	19	1	31					
Jimmy Horn Jr.	5	3	18	8	0	8					
Latrell Williams	2	1	40	27	0	40					
Omarion Dollison	4	1	15	16	0	15					
Mitchell Brinkman	2	1	15	18	0	15					
Bryce Miller	2	1	0	3	0	0					
Yusuf Terry	1	0	0	0	0	0					
Chris Carter	1	0	0	0	0	0					
Totals:	26	12	163	91	1	40					

PUNTING											
	No.	Yds	Avg	Long	In20	TB					
Andrew Stokes	6	221	36.8	50	3	0					
Totals:	6	221	36.8	50	3	0					

RETURNS											
	Punt	No	Yds	LG	No	Yds	LG	Intercept	No	Yds	LG
Xavier Weaver	4	45	29	0	0	0	0	0	0	0	0
Brian Battie	0	0	0	0	6	6	0	0	0	0	0
Totals:	4	45	29	0	6	6	0	0	0	0	0

FIELD GOALS											
	Qtr	Time	Dist	Result							
Spencer Shrader	1st	09:39	49	GOOD							

KICKOFFS											
	No.	Yards	Avg	TB	OB						
Spencer Shrader	7	450	64.3	3	0						

ALL-PURPOSE											
	Rush	Rcv	KR	PR	IR	Total					
Xavier Weaver	0	77	0	45	0	122					
Brian Battie	110	0	0	0	0	116					
Timmy McClain	51	0	0	0	0	51					
Latrell Williams	0	40	0	0	0	40					

Florida A&M vs South Fla. (Sep 18, 2021)

L GAME			FAM			USF		
ST DOWNS								
shing	5	10	20	18	5	10	14	8
ssing	1	0	1	0	1	0	1	0
YARDS RUSHING								
shing Attempts	29	46	132	241	29	46	132	241
erage Per Rush	4.6	5.2	4.6	5.2	4.6	5.2	4.6	5.2
shing Touchdowns	1	4	1	4	1	4	1	4
rds Gained Rushing	170	269	170	269	170	269	170	269
rds Lost Rushing	38	28	38	28	38	28	38	28
YARDS PASSING								
mpletions-Attempts-Int	25-49-0	12:26-0	25-49-0	12:26-0	25-49-0	12:26-0	25-49-0	12:26-0
erage Per Attempt	6.3	6.3	6.3	6.3	6.3	6.3	6.3	6.3
erage Per Completion	9.9	13.6	9.9	13.6	9.9	13.6	9.9	13.6
ssing Touchdowns	1	1	1	1	1	1	1	1
TOTAL OFFENSE YARDS								
tal offense plays	380	404	380	404	380	404	380	404
tal offense yards	78	72	78	72	78	72	78	72
erage Gain Per Play	4.9	5.6	4.9	5.6	4.9	5.6	4.9	5.6
tables: Number-Lost	4-1	3-1	4-1	3-1	4-1	3-1	4-1	3-1
tables: Number-Yards	8-50	5-55	8-50	5-55	8-50	5-55	8-50	5-55
PTS-YARDS								
erage Yards Per Punt	5-192	6:221	5-192	6:221	5-192	6:221	5-192	6:221
t Yards Per Punt	38.4	36.8	38.4	36.8	38.4	36.8	38.4	36.8
t Yards Per Punt	29.4	34.5	29.4	34.5	29.4	34.5	29.4	34.5
ide 20	1	3	1	3	1	3	1	3
+ Yards	1	1	1	1	1	1	1	1
uchbacks	0	0	0	0	0	0	0	0
ir catch	0	1	0	1	0	1	0	1
KOFF-YARDS								
erage Yards Per Kickoff	4-253	7:450	4-253	7:450	4-253	7:450	4-253	7:450
l Yards Per Kickoff	63.2	64.3	63.2	64.3	63.2	64.3	63.2	64.3
uchbacks	3	43	3	43	3	43	3	43
ir Catch Yards	0	22	0	22	0	22	0	22
t returns: Number-Yards-TD	2-14-0	4:45-0	2-14-0	4:45-0	2-14-0	4:45-0	2-14-0	4:45-0
erage Per Return	7.0	11.2	7.0	11.2	7.0	11.2	7.0	11.2
off returns: Number-Yds-TD	3-66-0	1:6						

GAME 4: NO. 15 BYU 35, USF 27

LAVELL EDWARDS STADIUM • PROVO, UTAH

SEPT. 25, 2021 • 10:25 P.M. • ESPN2

PROVO, UTAH – On a road trip 2,350 miles from home in a 10:25 ET start in front of a vocal crowd of 60,217, USF fell behind 21-0 seemingly before the Bulls broke a sweat, but settled in behind freshman quarterback Timmy McClain, making his second career start and first on the road, to outscore the Cougars 27-14 the rest of the way, including 21-7 in the second half, to challenge No. 15 BYU. Only after a Bulls outside kick went out of bounds with 5:41 to play did the Cougars lock up a 35-27 victory.

With a crowd of 60,217 energizing LaVell Edwards Stadium on a beautiful 70-degree night at the foot of the Wasatch Mountains, the Cougars leapt out early behind sophomore quarterback Baylor Romney, who started for an injured Jaren Hall. Baylor hit his brother Gunner Romney with a 49-yard strike on the second play from scrimmage and two plays later BYU led 7-0.

After a quick three-and-out on the Bulls first possession, Romney hit Puka Nacua on a 55-yard bomb that set up another BYU touchdown.

On the next drive, USF went for it on fourth and one and fumbled the snap. BYU recovered at the Bulls 34 and used eight plays to take a 21-0 lead with 4:20 left in the first quarter.

The game would change dramatically from there as USF outscored BYU 27-14 the rest of the way and despite trailing in total yardage – 443-367 – recorded more first downs (23-21) and rushing yards (181-138) and held a 35:37 to 24:23 time of possession advantage.

USF opened the second half with a 14-play, 75-yard drive that ate up 7:35 and was capped with a 3-yard reverse to Weaver for the Bulls' first TD of the game. The drive cut the lead to 28-13 and effectively kept the BYU offense off the field for nearly 30 minutes.

- McClain completed 17-of-24 passes for 186 yards and ran for 55 yards.
- McClain led six scoring drives, including drives of 69, 62, 75, 54 and a season-long 94 yards. The 94-yard touchdown drive consumed 19 plays and 9:05 in the fourth quarter and cut the BYU lead to eight.
- Wide receiver Xavier Weaver led USF in receiving for the fourth straight game, posting five catches for 76 yards.
- Running back Jaren Mangham scored two rushing touchdowns and logged career bests with 26 carries for 86 yards.
- Kicker Spencer Shrader connected on field goals of 29 and 42 yards.
- Baylor Romney passed for 305 yards and three touchdowns for BYU, which out-gained the Bulls 443-367. USF gave up big pass plays of 55, 49 and 47 yards.

FULL GAME	USF	BYU
FIRST DOWNS	23	21
Rushing	13	9
Passing	8	11
Penalty	2	1
NET YARDS RUSHING	181	138
Rushing Attempts	48	25
Average Per Rush	3.8	5.5
Rushing Touchdowns	3	2
Yards Gained Rushing	194	149
Yards Lost Rushing	13	11
NET YARDS PASSING	186	305
Completions-Attempts-Int	5-17-2-0	20-25-0
Average Per Attempt	7.8	12.2
Average Per Completion	10.9	15.2
Passing Touchdowns	0	3
TOTAL OFFENSE YARDS	367	443
Total offense plays	72	50
Average Gain Per Play	5.1	8.9
Fumbles: Number-Lost	2-1	2-1
Penalties: Number-Yards	4-30	5-49
PUNTS-YARDS	2-96	1-53
Average Yards Per Punt	48.0	53.0
Net Yards Per Punt	22.5	33
Inside 20	0	0
50+ Yards	1	1
Touchbacks	0	1
Fair catch	0	0
KICKOFF-YARDS	6-342	6-372
Average Yards Per Kickoff	57.0	62.0
Net Yards Per Kickoff	36.7	40
Touchbacks	4	3
Fair Catch Yards	0	24
Punt returns: Number-Yards-TD	0-0-0	2-51-0
Average Per Return	0.0	25.5
Kickoff returns: Number-Yds-TD	2-33-0	1-17-0
Average Per Return	16.5	17.0
Interceptions: Number-Yds-TD	0-0-0	0-0-0
Fumble Returns: Number-Yds-TD	0-0-0	0-0-0
Miscellaneous Yards	0	0
Possession Time	35:37	24:23
1st Quarter	07:48	07:12
2nd Quarter	08:32	06:28
3rd Quarter	10:12	04:48
4th Quarter	09:05	05:55
Third-Down Conversions	6-15	2-7
Fourth-Down Conversions	4-5	2-2
Red-Zone Scores-Chances	4-4	4-5
Touchdowns	3-4	4-5
Field goals	1-4	0-5
Sacks By: Number-Yards	0-0	1-1
PAT Kicks	3-3	5-5
Field Goals	2-2	0-1
Points off Turnover	0	7

Team	1st	2nd	3rd	4th	Total
South Florida	0	6	14	7	27
BYU	21	7	7	0	35

SCORING SUMMARY

Qtr	Time	Scoring Play	V-H
1st	13:05	BYU - #13 M.Wake 5 yd pass from #16 B.Romney (#37 J.Smith kick), 4-75, 01:55	0-7
1st	09:16	BYU - #25 T.Allgeier 1 yd rush (#37 J.Smith kick), 5-65, 01:44	0-14
1st	04:20	BYU - #25 T.Allgeier 1 yd rush (#37 J.Smith kick), 8-34, 03:33	0-21
2nd	12:41	USF - #32 S.Shrader 29 yd FG, 13-69, 06:35	3-21
2nd	04:57	USF - #32 S.Shrader 42 yd FG, 12-62, 05:07	6-21
2nd	01:06	BYU - #2 N.Pau 9 yd pass from #16 B.Romney (#37 J.Smith kick), 7-75, 03:51	6-28
3rd	07:25	USF - #10 X.Weaver 3 yd rush (#32 S.Shrader kick), 14-75, 07:35	13-28
3rd	05:40	BYU - #16 G.Romney 47 yd pass from #16 B.Romney (#37 J.Smith kick), 4-75, 01:45	13-35
3rd	03:03	USF - #0 J.Mangham 2 yd rush (#32 S.Shrader kick), 6-54, 02:30	20-35
4th	05:41	USF - #0 J.Mangham 1 yd rush (#32 S.Shrader kick), 19-94, 09:05	27-35

SOUTH FLORIDA

RUSHING										
	No.	Gain	Loss	Net	TD	LG	Yds	Avg		
Jaren Mangham	26	90	4	86	2	16	3.3			
Timmy McClain	15	59	4	55	0	18	3.7			
Kelly Joiner Jr.	4	28	0	28	0	14	7.0			
Demetris Harris	0	7	0	7	0	7	0.0			
Xavier Weaver	1	3	0	3	1	3	3.0			
Brian Battie	2	7	5	2	0	7	1.0			
Totals:	48	194	13	181	3	18	3.8			
PASSING										
	C-A-I	Yds	TD	Long	Sack					
Timmy McClain	17-24-0	186	0	26	1					
Totals:	17-24-0	186	0	26	1					
RECEIVING										
	TAR	No.	Yards	YAC	TD	Long				
Xavier Weaver	10	5	76	17	0	26				
Demarcus Gregory	4	4	54	6	0	17				
Omarion Dollison	4	3	21	12	0	10				
Brian Battie	2	2	11	4	0	6				
Jaren Mangham	1	1	14	17	0	14				
Kelly Joiner Jr.	1	1	6	5	0	6				
Randall Copeland	1	1	4	0	0	4				
Mitchell Brinkman	1	0	0	0	0	0				
Totals:	24	17	186	61	0	26				
PUNTING										
	No.	Yds	Avg	Long	In20	TB				
Andrew Stokes	2	96	48.0	53	0	0				
Totals:	2	96	48.0	53	0	0				
RETURNS										
	Punt	Kickoff	Intercept							
Jimmy Horn Jr.	0	0	0	1	5	5	0	0	0	0
Brian Battie	0	0	0	1	28	28	0	0	0	0
Totals:	0	0	0	2	33	28	0	0	0	0
FIELD GOALS										
	Qtr	Time	Dist	Result						
Spencer Shrader	2nd	12:41	29	GOOD						
Spencer Shrader	2nd	04:57	42	GOOD						
KICKOFFS	No.	Yards	Avg	TB	OB					
Spencer Shrader	6	342	57.0	4	1					
ALL-PURPOSE										
	Rush	Rcv	KR	PR	IR	IR	Total			
Jaren Mangham	86	14	0	0	0	0	100			
Xavier Weaver	3	76	0	0	0	0	79			
Timmy McClain	55	0	0	0	0	0	55			
Demarcus Gregory	0	54	0	0	0	0	54			

FUMBLES
South Florida - Timmy McClain 1-1, Brian Battie 1-0
BYU - TEAM 1-1, Baylor Romney 1-0

BYU

RUSHING										
	No.	Gain	Loss	Net	TD	LG	Yds	Avg		
Tyler Allgeier	15	86	5	81	2	14	5.4			
Lopini Katoa	4	40	0	40	0	25	10.0			
Baylor Romney	4	20	6	14	0	13	3.5			
Samson Nacua	2	3	0	3	0	3	1.5			
Totals:	25	149	11	138	2	25	5.5			
PASSING										
	C-A-I	Yds	TD	Long	Sack					
Baylor Romney	20-25-0	305	3	55	0					
Totals:	20-25-0	305	3	55	0					
RECEIVING										
	TAR	No.	Yards	YAC	TD	Long				
Gunner Romney	5	5	119	16	1	49				
Masen Wake	5	5	24	24	1	7				
Puka Nacua	4	4	102	38	0	55				
Neil Pau'u	5	4	42	24	1	13				
Isaac Rex	3	1	14	11	0	14				
Tyler Allgeier	2	1	4	3	0	4				
Totals:	25	20	305	116	3	55				
PUNTING										
	No.	Yds	Avg	Long	In20	TB				
Ryan Rehkow	1	53	53.0	53	0	1				
Totals:	1	53	53.0	53	0	1				
RETURNS										
	Punt	Kickoff	Intercept							
Hobbs Nyberg	2	51	42	0	0	0	0	0	0	0
Caleb Christensen	0	0	1	17	17	0	0	0	0	0
Totals:	2	51	42	1	17	17	0	0	0	0
FIELD GOALS										
	Qtr	Time	Dist	Result						
Justin Smith	4th	14:46	22	BLOCKED						
KICKOFFS	No.	Yards	Avg	TB	OB					
Justin Smith	6	372	62.0	3	0					
ALL-PURPOSE										
	Rush	Rcv	KR	PR	IR	IR	Total			
Gunner Romney	0	119	0	0	0	0	119			
Puka Nacua	0	102	0	0	0	0	102			
Tyler Allgeier	81	4	0	0	0	0	85			
Hobbs Nyberg	0	0	0	51	0	0	51			

SOUTH FLORIDA

#	Name	Solo	Asst	Total	Sacks-Yds	TFL-Yds	FF	FR-Yds	Int-Yds	BrUp	Blks	OBH
0	Daquan Evans	5	3	8	0-0-0	0-0-0	0-0	0-0	0-0	0	0	0
3	Vincent Davis	2	4	6	0-0-0	0-0-0	0-0	0-0	0-0	0	0	0
5	Antonio Grier	2	3	5	0-0-0	0-0-0	0-0	0-0	0-0	0	0	1
11	Dwayne Boyles	2	2	4	0-0-0	0-5-1	0-0	0-0	0-0	0	0	0
1	Matthew Hill	2	2	4	0-0-0	0-0-0	0-0	0-0	0-0	0	0	0
59	Andrew Mims	2	1	3	0-0-0	0-0-0	0-0	0-0	0-0	0	0	0
20	Demarcus Bellamy	1	2	3	0-0-0	0-0-0	0-0	0-0	0-0	0	0	0
22	Mekhi LaPointe	1	2	3	0-0-0	0-0-0	0-0	0-0	0-0	0	0	0
40	Jason Vaughn	2	0	2	0-0-0	0-0-0	0-0	0-0	0-0	0	0	0
2	TJ Robinson	1	1	2	0-0-0	0-0-0	0-0	0-0	0-0	0	0	0
16	Brock Nichols	1	1									

GAME 5: SMU 41, USF 17

GERALD J. FORD STADIUM • DALLAS, TEXAS

OCT. 2, 2021 • 4:00 P.M. • ESPNU

DALLAS, TEXAS – The USF football team (1-4; 0-1 AAC) fell to unbeaten SMU (5-0; 1-0 AAC), 41-17, Saturday as the Bulls opened American Athletic Conference play at Gerald J. Ford Stadium in Dallas.

Starting his third game, freshman quarterback Timmy McClain posted a career high 223 yards passing and ran for 25 yards, but missed on a couple of scoring opportunities. His former Seminole High School teammate Jimmy Horn Jr. posted career highs with five catches for 102 yards, including 55 yards after the catch. Dwayne Boyles recorded 10 tackles, and interception and -1.5 tackles for loss and Matthew Hill led the Bulls with a career high 11 tackles.

USF again fell behind early (17-0), made a game of it in the middle eight minutes and then faded with penalties and missed opportunities as SMU remained unbeaten. SMU built a 17-0 lead early in the second quarter after scoring on their first three drives, going 75, 65 and 97 yards, respectively.

SMU extended its lead, 27-10, with a 58-yard touchdown march capped by a 13-yard Tre Siggers touchdown run. The Bulls responded by going 75 yards in 10 plays and cut the lead back to 10, 27-17. McClain hit Horn for a big 34-yard gain on the drive.

USF forced an SMU punt on the next Mustang possession, but the Bulls couldn't get a first down near midfield and had to punt the ball back. A short punt gave SMU the ball at the 50 and Mordecai hit Jordan Kerley for a 42-yard completion to the USF 5. Mordecai hit Danny Gray for a touchdown and SMU effectively iced the game with a 34-17 lead and 9:32 to play.

SMU quarterback Tanner Mordecai, who entered the game leading the nation in touchdown passes, added four more to his resume on the day as he threw for 301 yards.

Late in the first half, the Bulls got an interception from Dwayne Boyles following a hit on Mordecai from Tramel Logan, but USF was unable to convert the possession, which started at the 50, into points. The Bulls' defense held SMU again late in the first half and USF drove 37 yards to the SMU 20, but had time expire without scoring.

USF received the second half kickoff and promptly marched 75 yards in seven plays for their first touchdown on a one-yard Jaren Mangham plunge.

Mangham would score again later to mark his fourth straight game with at least two TD.

Freshman WR Jimmy Horn Jr. posted his first career 100-yard receiving game with career highs of 5 catches for 102 yards, the Bulls' first 100-yard receiving game of the season.

SMU went 9-of-16 on third down conversions, keeping the offense on the field.(45.1 ypp).

South Fla.	0	3	14	0	17
SMU	10	7	10	14	41

SCORING SUMMARY

Qtr	Time	Scoring Play	V-H
1st	10:50	SMU - #21 R.Roberson, Jr. 21 yd pass from #8 T.Mordecai (#92 B.Mazza kick), 12-75, 02:10	0-7
1st	04:40	SMU - #92 B.Mazza 26 yd FG, 11-65, 04:21	0-10
2nd	12:05	SMU - #11 R.Rice 10 yd pass from #8 T.Mordecai (#92 B.Mazza kick), 14-97, 04:41	0-17
2nd	04:37	USF - #32 S.Shrader 29 yd FG, 14-63, 07:28	3-17
3rd	12:50	USF - #0 J.Mangham 1 yd rush (#32 S.Shrader kick), 7-75, 02:10	10-17
3rd	08:56	SMU - #92 B.Mazza 30 yd FG, 12-63, 03:54	10-20
3rd	04:25	SMU - #4 T.Siggers 13 yd rush (#92 B.Mazza kick), 6-58, 02:30	10-27
3rd	00:29	USF - #0 J.Mangham 1 yd rush (#32 S.Shrader kick), 10-75, 03:56	17-27
4th	09:32	SMU - #5 D.Gray 4 yd pass from #8 T.Mordecai (#92 B.Mazza kick), 4-50, 01:44	17-34
4th	05:09	SMU - #5 D.Gray 5 yd pass from #8 T.Mordecai (#92 B.Mazza kick), 6-30, 03:04	17-41

SOUTH FLA.

RUSHING											
	No.	Gain	Loss	Net	TD	LG	Av				
Brian Battle	7	51	5	46	0	24	6.6				
Timmy McClain	13	53	28	25	0	18	1.9				
Jaren Mangham	11	24	3	21	2	9	1.9				
Kelly Joiner Jr.	6	22	1	21	0	7	3.5				
Totals:	37	150	37	113	2	24	3.1				

PASSING											
	C-A-I	Yds	TD	Long	Sack						
Timmy McClain	14-22-0	223	0	37	2						
Totals:	14-22-0	223	0	37	2						

RECEIVING											
	TAR	No.	Yards	YAC	TD	Long					
Jimmy Horn Jr.	5	5	102	55	0	37					
Xavier Weaver	6	3	34	9	0	17					
Demarcus Gregory	2	2	40	6	0	27					
Omarion Dollison	2	1	18	4	0	18					
Sean Atkins	1	1	14	14	0	14					
Mitchell Brinkman	3	1	13	0	0	13					
Kelly Joiner Jr.	1	1	2	2	0	2					
Yusuf Terry	1	0	0	0	0	0					
Totals:	21	14	223	90	0	37					

PUNTING											
	No.	Yds	Avg	Long	In20	TB					
Andrew Stokes	6	194	32.3	45	1	0					
Totals:	6	194	32.3	45	1	0					

RETURNS												
	Punt	Kickoff	Intercept									
	No	Yds	LG	No	Yds	LG	No	Yds	LG	No	Yds	LG
Brian Battle	0	0	0	1	19	19	0	0	0	0	0	0
Dwayne Boyles	0	0	0	0	0	0	1	0	0	0	0	0
Totals:	0	0	0	1	19	19	1	0	0	0	0	0

FIELD GOALS												
	Qtr	Time	Dist	Result								
Spencer Shrader	2nd	04:37	29	GOOD								

KICKOFFS											
	No.	Yards	Avg	TB	OB						
Spencer Shrader	4	260	65.0	3	0						

ALL-PURPOSE											
	Rush	Rcv	KR	PR	IR	Total					
Jimmy Horn Jr.	0	102	0	0	0	102					
Brian Battle	46	0	19	0	0	65					
Demarcus Gregory	0	40	0	0	0	40					
Xavier Weaver	0	34	0	0	0	34					

FUMBLES
South Fla. - Timmy McClain 1-1
SMU - Jordan Kerley 1-0

SMU

RUSHING											
	No.	Gain	Loss	Net	TD	LG	Av				
Tre Siggers	20	93	7	86	1	17	4.3				
Tanner Mordecai	7	32	4	28	0	13	4.0				
Brandon Epton, Jr.	6	29	2	27	0	18	4.5				
Tyler Lavine	7	22	1	21	0	9	3.0				
Totals:	40	176	14	162	1	18	4.0				

PASSING											
	C-A-I	Yds	TD	Long	Sack						
Tanner Mordecai	29-42-1	301	4	42	0						
Totals:	29-42-1	301	4	42	0						

RECEIVING											
	TAR	No.	Yards	YAC	TD	Long					
Rashee Rice	8	8	71	36	1	15					
Danny Gray	9	7	74	61	2	23					
Reggie Roberson, Jr.	7	5	54	43	1	21					
Jordan Kerley	4	2	39	8	0	42					
Roderick Daniels, Jr.	2	2	17	11	0	9					
Grant Calcaterra	5	2	3	1	0	3					
Tyler Lavine	1	1	22	14	0	22					
Austin Ushaw	1	1	11	12	0	11					
Brandon Epton, Jr.	2	1	10	16	0	10					
Tre Siggers	1	0	0	0	0	0					
Totals:	40	29	301	202	4	42					

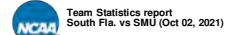
PUNTING											
	No.	Yds	Avg	Long	In20	TB					
Brendan Hall	2	88	44.0	51	1	0					
Matt Franje	1	45	45.0	45	0	1					
Totals:	3	133	44.3	51	1	1					

RETURNS												
	Punt	Kickoff	Intercept									
	No	Yds	LG	No	Yds	LG	No	Yds	LG	No	Yds	LG
Jordan Kerley	2	5	5	0	0	0	0	0	0	0	0	0
Bryan Massey	0	0	0	1	39	39	0	0	0	0	0	0
Totals:	2	5	5	1	39	39	0	0	0	0	0	0

FIELD GOALS												
	Qtr	Time	Dist	Result								
Blake Mazza	1st	04:40	26	GOOD								
Blake Mazza	3rd	08:56	30	GOOD								

KICKOFFS											
	No.	Yards	Avg	TB	OB						
Brendan Hall	8	515	64.4	7	0						

ALL-PURPOSE											
	Rush	Rcv	KR	PR	IR	Total					
Tre Siggers	86	0	0	0	0	86					
Danny Gray	0	74	0	0	0	74					
Rashee Rice	0	71	0	0	0	71					
Reggie Roberson, Jr.	0	54	0	0	0	54					



Date: Oct 02, 2021
Site: Dallas, Texas
Stadium: Gerald J. Ford
Attendance: 23355

FULL GAME	USF	SMU
FIRST DOWNS	19	30
Rushing	6	11
Passing	11	16
Penalty	2	3
NET YARDS RUSHING	113	162
Rushing Attempts	37	40
Average Per Rush	3.1	4.0
Rushing Touchdowns	2	1
Yards Gained Rushing	150	176
Yards Lost Rushing	37	14
NET YARDS PASSING	223	301
Completions-Attempts-Int	14-22-0	29-42-1
Average Per Attempt	7.2	7.2
Average Per Completion	15.9	10.4
Passing Touchdowns	0	4
TOTAL OFFENSE YARDS	336	463
Total offense plays	59	82
Average Gain Per Play	5.7	5.6
Fumbles: Number-Lost	1-1	1-0
Penalties: Number-Yards	8-75	4-40
PUNTS-YARDS	6-194	3-133
Average Yards Per Punt	32.3	44.3
Net Yards Per Punt	31.5	37.7
Inside 20	1	1
50+ Yards	0	1
Touchbacks	0	1
Fair catch	1	0
KICKOFF-YARDS	4-260	8-515
Average Yards Per Kickoff	65.0	64.4
Net Yards Per Kickoff	36.5	40.1
Touchbacks	3	0
Fair Catch Yards	0	0
Punt returns: Number-Yards-TD	0-0-0	2-5-0
Average Per Return	0.0	2.5
Kickoff returns: Number-Yards-TD	1-19-0	1-39-0
Average Per Return	19.0	39.0
Interceptions: Number-Yards-TD	1-0-0	0-0-0
Fumble Returns: Number-Yards-TD	0-0-0	0-0-0
Miscellaneous Yards	0	0
Possession Time	27:11	32:49
1st Quarter	04:43	10:17
2nd Quarter	08:44	06:16
3rd Quarter	08:07	06:53
4th Quarter	05:37	09:23
Third-Down Conversions	2-11	9-16
Fourth-Down Conversions	1-1	1-1
Red-Zone Scores-Chances	3-4	6-6
Touchdowns	2-4	4-6
Field goals	1-4	2-6
Sacks By: Number-Yards	0-0	2-21
PAT Kicks	2-2	5-5
Field Goals	1-1	2-2
Points off Turnover	0	7

SOUTH FLA.

#	Name	Solo	Asst	Total	Sacks-Yds	TFL-Yds	FF	FR-Yds	Int-Yds	BrUp	Bkls	QBH
1	Matthew Hill	9	2	11	0-0	0-0	0	0-0	0-0	1	0	0
11	Dwayne Boyles	5	5	10	0-0	1-5	0	0-0	1-0	0	0	0
5	Antonio Grier	3	7	10	0-0	1-4	0	0-0	0-0	0	0	0
3	Vincent Davis	4	4	8	0-0	0-5	0	0-0	0-0	0	0	0
0	Daquan Evans	5	0	5	0-0	1-3	0	0-0	0-0	0	0	0
20	Damareez Bellamy	2	3	5	0-0	0-0	0	0-0	0-0	2	0	

GAME 6: TULSA 32, USF 31

RAYMOND JAMES STADIUM • TAMPA, FLA.

OCT. 16, 2021 • 12:00 P.M. • ESPNU

TAMPA, FLA., – The Bulls jumped to a 14-point lead in the second quarter behind big plays on special teams and defense and led by 11, 31-20, early in the fourth quarter but saw Tulsa score the final 14 points and the go-ahead touchdown with 47 seconds left in the game to down the Bulls for the second straight year in Tampa.

The USF defense put on one of its best performances of the season, forcing three turnovers, scoring a defensive touchdown and forcing the Hurricane to turn the ball over on punts or downs on their first three second half possessions. Linebacker Antonio Grier posted the first interception of his career and forced and recovered a fumble that set up a score as he sparked the Bulls early. His 69-yard interception return for a touchdown marked the third-longest in program history and his fumble recovery set the Bulls up on the Tulsa 12 for an eventual touchdown.

Fellow linebacker Dwayne Boyles posted an interception for the second straight game, the third of his career, and Vincent Davis led the Bulls with a career-best 13 tackles and two tackles for loss.

Bulls running back Jaren Mangham posted his fifth straight game with a rushing touchdown, plunging in from 1-yard out to give him 10 on the year which is tied for ninth on the USF season charts.

Tulsa out-gained the Bulls 535 to 268 yards, ran 31 more plays (88-57) and recorded 31 first downs to the Bulls 13. But the Bulls special teams play and opportunistic defense gave USF a great chance to win the game.

■ With 4:20 to play, USF elected to go for it on a fourth and less than a yard from its own 42, but the run play by Jaren Mangham was stopped short and Tulsa took over and went 42 yards in nine plays for the game-winning points.

■ USF had the ball with 47 seconds to play, but was unable to gain a first down.

■ Freshman Brian Battie produced a 100-yard kickoff return for a touchdown, marking the Bulls' first kickoff return for a touchdown since Terrence Horne had two vs. Georgia Tech in 2018. It marked the third 100-yard kickoff return in program history, and the first since Lindsey Lamar had one at Louisville in 2010.

■ Spencer Shrader remained a perfect 7-of-7 on field goals on the season, hitting from 44 yards out.

■ The USF defense forced three turnovers, its most since Oct. 32 last year at Cincinnati, while the Bulls only committed one turnover on a kickoff return.

Tulsa vs South Fla. (Oct 16, 2021)

FULL GAME	TUL	USF
FIRST DOWNS	31	13
Rushing	15	5
Passing	14	7
Penalty	2	1
NET YARDS RUSHING	269	113
Rushing Attempts	49	31
Average Per Rush	5.5	3.6
Rushing Touchdowns	2	2
Yards Gained Rushing	282	131
Yards Lost Rushing	13	18
NET YARDS PASSING	266	155
Completions-Attempts-Int	22-39-2	11-26-0
Average Per Attempt	6.8	6.0
Average Per Completion	12.1	14.1
Passing Touchdowns	2	0
TOTAL OFFENSE YARDS	535	268
Total offense plays	88	57
Average Gain Per Play	6.1	4.7
Fumbles: Number-Lost	2-1	1-1
Penalties: Number-Yards	5-50	5-47
PUNTS-YARDS	3-163	4-165
Average Yards Per Punt	54.3	41.2
Net Yards Per Punt	44.3	39
Inside 20	1	2
50+ Yards	3	0
Touchbacks	1	0
Fair catch	1	2
KICKOFF-YARDS	7-425	6-385
Average Yards Per Kickoff	60.7	64.2
Net Yards Per Kickoff	25.1	41
Touchbacks	5	3
Fair Catch Yards	0	5
Punt returns: Number-Yards-TD	1-9-0	1-10-0
Average Per Return	9.0	10.0
Kickoff returns: Number-Yds-TD	1-14-0	4-174-1
Average Per Return	14.0	43.5
Interceptions: Number-Yds-TD	0-0-0	2-4-1
Fumble Returns: Number-Yds-TD	0-0-0	1-3-0
Miscellaneous Yards	0	0
Possession Time	34:42	25:18
1st Quarter	05:57	09:03
2nd Quarter	11:17	03:43
3rd Quarter	06:59	08:01
4th Quarter	10:29	04:31
Third-Down Conversions	5-15	3-11
Fourth-Down Conversions	1-2	0-3
Red-Zone Scores-Chances	5-5	2-2
Touchdowns	3-5	2-2
Field goals	2-5	0-2
Sacks By: Number-Yards	3-14	0-0
PAT Kicks	2-2	4-4
Field Goals	2-2	1-1
Points off Turnover	0	14

Site: Tampa, Florida
Stadium: Raymond James
Attendance:

Team	1st	2nd	3rd	4th	Total
Tulsa	3	17	0	12	32
South Fla.	3	21	7	0	31

Qtr	Time	Scoring Play	V-H
1st	10:51	USF - #32 S.Shrader 44 yd FG, 8-48, 04:09	0-3
1st	04:54	TUL - #90 Z.Long 22 yd FG, 15-71, 05:57	3-3
2nd	12:55	USF - #0 J.Mangham 1 yd rush (#32 S.Shrader kick), 4-12, 01:56	3-10
2nd	09:13	TUL - #8 D.Prince 1 yd rush (#90 Z.Long kick), 4-43, 00:58	10-10
2nd	08:59	USF - #21 B.Battie 100 yd kickoff return (#32 S.Shrader kick), 00:00	10-17
2nd	05:54	USF - #5 A.Grier 0 yd interception return (#32 S.Shrader kick), 03:05	10-24
2nd	01:10	TUL - #90 Z.Long 25 yd FG, 12-68, 04:44	13-24
2nd	00:57	TUL - #9 S.Crawford Jr. 37 yd pass from #7 D.Brin (#90 Z.Long kick), 1-37, 00:06	20-24
3rd	04:30	USF - #9 T.McClain 8 yd rush (#32 S.Shrader kick), 10-81, 04:33	20-31
4th	10:57	TUL - #4 J.Johnson 13 yd pass from #7 D.Brin (#8 D.Prince rush failed), 10-99, 04:36	26-31
4th	00:47	TUL - #3 S.Brooks 3 yd rush (#4 J.Johnson pass from #7 D.Brin failed), 9-42, 03:33	32-31

TULSA

RUSHING	No.	Gain	Loss	Net	TD	LG	Avg
Shamar Brooks	23	147	2	145	1	23	6.3
Demeric Prince	19	115	5	110	1	29	5.8
Davis Brin	5	20	0	20	0	7	4.0
Tyler Smith	0	0	0	0	0	0.0	0.0
TEAM	1	0	1	-1	0	0	-1.0
Anthony Watkins	0	0	5	-5	0	0	-5.0
Totals:	49	282	13	269	2	29	5.5

PASSING	C-A-I	Yds	TD	Long	Sack
Davis Brin	22-39-2	266	2	37	0
Totals:	22-39-2	266	2	37	0

RECEIVING	TAR	No.	Yards	YAC	TD	Long
Josh Johnson	17	8	74	14	1	13
Sam Crawford Jr.	6	4	67	16	1	37
JuanCarlos Santana	7	4	49	24	0	19
Ezra Naylor II	4	2	34	9	0	19
Shamar Brooks	3	2	28	19	0	18
Ethan Hall	2	2	14	11	0	8
Totals:	39	22	266	93	2	37

PUNTING	No.	Yds	Avg	Long	In20	TB
Lachlan Wilson	3	163	54.3	62	1	1
Totals:	3	163	54.3	62	1	1

RETURNS	Punt	Kickoff	Intercept	No	Yds	LG	No	Yds	LG	No	Yds	LG
Kamdyn Benjamin	1	9	9	0	0	0	0	0	0	0	0	0
Anthony Watkins	0	0	0	1	14	14	0	0	0	0	0	0
Totals:	1	9	9	1	14	14	0	0	0	0	0	0

FIELD GOALS	Qtr	Time	Dist	Result
Zack Long	1st	04:54	22	GOOD
Zack Long	2nd	01:10	25	GOOD

KICKOFFS	No.	Yards	Avg	TB	OB
Tyler Tipton	6	375	62.5	3	0
Zack Long	1	50	50.0	0	0

ALL-PURPOSE	Rush	Rcv	KR	PR	IR	Total
Shamar Brooks	145	28	0	0	0	173
Demeric Prince	110	0	0	0	0	110
Josh Johnson	0	74	0	0	0	74
Sam Crawford Jr.	0	67	0	0	0	67

FUMBLES
Tulsa - Anthony Watkins 1-1, Davis Brin 1-0
South Fla. - Jimmy Horn Jr. 1-1

SOUTH FLA.

RUSHING	No.	Gain	Loss	Net	TD	LG	Avg
Jaren Mangham	13	75	0	75	1	18	5.8
Timmy McClain	14	40	16	24	1	8	1.7
Kelly Joiner Jr.	3	13	2	11	0	12	3.7
Brian Battie	1	3	0	3	0	3	3.0
Totals:	31	131	18	113	2	18	3.6

PASSING	C-A-I	Yds	TD	Long	Sack
Timmy McClain	10-25-0	148	0	36	5
Kenny Scribner	11-10-7	7	0	7	0
Totals:	11-26-0	155	0	36	5

RECEIVING	TAR	No.	Yards	YAC	TD	Long
Xavier Weaver	6	4	52	18	0	22
Demarcus Gregory	2	2	49	7	0	36
Yusuf Terry	5	2	33	7	0	24
Omarion Dollison	1	1	8	0	0	8
Spencer Shrader	1	1	7	8	0	7
Mitchell Brinkman	1	1	6	4	0	6
Jimmy Horn Jr.	4	0	0	0	0	0
Chris Carter	3	0	0	0	0	0
Kelly Joiner Jr.	1	0	0	0	0	0
Totals:	24	11	155	44	0	36

PUNTING	No.	Yds	Avg	Long	In20	TB
Andrew Stokes	4	165	41.2	52	2	0
Totals:	4	165	41.2	52	2	0

RETURNS	Punt	Kickoff	Intercept	No	Yds	LG	No	Yds	LG	No	Yds	LG
Xavier Weaver	1	10	10	0	0	0	0	0	0	0	0	0
Jimmy Horn Jr.	0	0	2	47	25	0	0	0	0	0	0	0
Brian Battie	0	0	2	127	100	0	0	0	0	0	0	0
Dwayne Boyles	0	0	0	0	1	4	0	0	0	0	0	0
Antonio Grier	0	0	0	0	0	1	0	0	0	0	0	0
Totals:	1	10	10	4	174	100	2	4	4	0	0	0

FIELD GOALS	Qtr	Time	Dist	Result
Spencer Shrader	1st	10:51	44	GOOD

KICKOFFS	No.	Yards	Avg	TB	OB
Spencer Shrader	6	385	64.2	5	0

ALL-PURPOSE	Rush	Rcv	KR	PR	IR	Total
Brian Battie	3	0	127	0	0	130
Jaren Mangham	75	0	0	0	0	75
Xavier Weaver	0	52	0	10	0	62
Demarcus Gregory	0	49	0	0	0	49

TULSA

#	Name	Solo	Asst	Total	Sacks-Yds	TFL-Yds	FF	FR-Yds	Int-Yds	BrUp	Bkls	QBH
30	Justin Wright	5	2	7	2.5-9	0-0-0	0-0	0-0	0-0	0	0	1
21	Bryson Powers	3	3	6	0-0-0	0-0-0	0-0	0-0	0-0	0	0	0
0	Tyion Davis	4	1	5	0-0-0	0-0-0	0-0	0-0	0-0	3	3	0
25	Jalise Oliver	3	1	4	0-0-0	0-0-0	0-0	0-0	0-0	0	0	0
0	Jaxon Player	2	2	4	0-0-0	0-0-0	0-0	0-0	0-0	0	0	0
2	Travon Fuller	1	2	3	0-0-0	0-0-0	0-0	0-0	0-0	0	0	0
9	Daiquan Jackson	2	0	2	0-0-0	0-0-0	0-0	0-0	0-0	0	0	0
94	Anthony Goodlow	2	0	2	0-0-0	0-0-0	0-0	0-0	0-0	0	0	0
52	Deven Lamp	1	1	2	0-0-0	0-0-0	0-0	0-0	0-0	0	0	0
4	Robert Revels III	1	1	2	0-0-0	1-2	0-0	0-0	0-0	0	0	0
8	Brian Johnson	1	1	2	0-0-0	0-0-0	0-0	0-0	0-0	0	0	0
41	Dorian Hopkins	0	2	2	0-0-0	0-0-0	0-0	0-0	0-0	0	0	1
35	Yonhance Burnett	1	0	1	0-0-0							

GAME 7: USF 34, TEMPLE 14

RAYMOND JAMES STADIUM • TAMPA, FLA.

OCT. 23, 2021 • 7:00 P.M. • ESPN+

TAMPA, FLA. – USF (2-5; 1-2 AAC) used a dominating rushing attack, control of the line of scrimmage and its best defensive effort of the season to roll past Temple (3-4; 1-2 AAC), 34-14, on a beautiful night at Raymond James Stadium.

The Bulls posted 421 yards on the ground to log the best rushing performance in school history as Jaren Mangham and Kelley Joiner Jr. both ran for over 100-yards and career bests. Mangham logged 152 yards and two touchdowns on 26 carries while Joiner ran for 126 yards and a touchdown on 14 carries.

Meanwhile, the Bulls defense limited Temple to just eight first downs, 48 yards rushing and 231 total yards on just 35 plays on the night as the Bulls dominated the ball logging a 44:35 to 15:25 advantage in time of possession while running 94 plays.

The tone that tonight would be different ending for the Bulls was set early.

After driving to the Temple 5 on the Bulls first possession, USF failed to score due to a snap over the holder's head on a 27-yard field goal attempt. Temple recovered the long snap and dashed the other way, but USF tight End Chris Carter had other plans and ran Owl Keyshawn Paul down from behind dragging him down at the USF 5 and saving a touchdown. Four plays later, Christian Williams, returning after missing games with injury, deflected an Owls pass and Mekhi LaPointe intercepted it in the endzone to prevent a Temple score and early lead.

The Bulls would score on their next six straight drives from the first quarter through the third quarter to produce a 34-14 lead and their first conference win since Oct. 26, 2019.

■ USF set a program rushing record breaking the mark of 416 yards set at Memphis on Nov. 12, 2016.

■ USF ran 94 plays to Temple's 35 and held a dominating advantage in time of possession, 44:35 to 15:25. The Bulls' time of possession smashed the previous program record by nearly 4 minutes. Temples' 35 plays run are the fewest ever run by a USF opponent breaking the mark of 46.

■ USF posted 34 first downs to Temple's 8, the Bulls fewest allowed since 2017.

■ USF had two players (Jaren Mangham and Kelley Joiner) run for 100-yards or more in the same game for the first time since Kelley Joiner (116) and Brian Battie (102) did so vs. UCF in the final game of the 2020 season.

■ RB Jaren Mangham posted his first career 100-yard rushing game, reaching the mark with 19 carries for 102 yards and a touchdown in the first half.

■ Linebacker Antonio Grier recorded an interception for the second straight game,

Temple vs South Fla. (Oct 23, 2021)

Site: Tampa, Florida
Stadium: Raymond James
Attendance: 2543

FULL GAME	TEM	USF
FIRST DOWNS	8	34
Rushing	2	27
Passing	6	6
Penalty	0	1
NET YARDS RUSHING	48	421
Rushing Attempts	14	73
Average Per Rush	3.4	5.8
Rushing Touchdowns	1	3
Yards Gained Rushing	64	454
Yards Lost Rushing	16	33
NET YARDS PASSING	183	105
Completions-Attempts-Int	12-21-2	15-21-0
Average Per Attempt	8.7	5.0
Average Per Completion	15.2	7.0
Passing Touchdowns	1	0
TOTAL OFFENSE YARDS	231	526
Total offense plays	35	94
Average Gain Per Play	6.6	5.6
Fumbles: Number-Lost	0-0	4-1
Penalties: Number-Yards	6-55	3-30
PUNTS-YARDS	4-150	0-0
Average Yards Per Punt	37.5	0.0
Net Yards Per Punt	36.5	0
Inside 20	1	0
50+ Yards	0	0
Touchbacks	0	0
Fair catch	2	0
KICKOFF-YARDS	3-193	7-455
Average Yards Per Kickoff	64.3	65.0
Net Yards Per Kickoff	41	40
Touchbacks	2	7
Fair Catch Yards	0	0
Punt returns: Number-Yards-TD	0-0-0	1-4-0
Average Per Return	0.0	4.0
Kickoff returns: Number-Yds-TD	0-0-0	1-20-0
Average Per Return	0.0	20.0
Interceptions: Number-Yds-TD	0-0-0	2-0-0
Fumble Returns: Number-Yds-TD	1-61-0	0-0-0
Miscellaneous Yards	0	0
Possession Time	15:25	44:35
1st Quarter	01:22	13:38
2nd Quarter	04:47	10:13
3rd Quarter	07:42	07:18
4th Quarter	01:34	13:26
Third-Down Conversions	2-7	5-14
Fourth-Down Conversions	0-0	4-6
Red-Zone Scores-Chances	1-2	5-7
Touchdowns	1-2	4-7
Field goals	0-2	1-7
Sacks By: Number-Yards	0-0	1-7
PAT Kicks	2-2	4-4
Field Goals	0-0	2-2
Points off Turnover	0	7

SCORE BY QUARTERS

Team	1st	2nd	3rd	4th	Total
Temple	0	7	7	0	14
South Fla.	0	17	10	7	34

SCORING SUMMARY

Qtr	Time	Scoring Play	V-H
2nd	14:19	USF - #0 J.Mangham 1 yd rush (#32 S.Shrader kick), 19-80, 09:04	0-7
2nd	04:47	USF - #18 D.Gregory 4 yd pass from #9 T.McClain (#32 S.Shrader kick), 12-93, 05:13	0-14
2nd	04:38	TEM - #0 R.Jones 70 yd pass from #18 D.Mathis (#47 R.Bell kick), 1-70, 03:09	7-14
2nd	00:19	USF - #32 S.Shrader 26 yd FG, 11-66, 04:19	7-17
3rd	11:16	TEM - #23 E.Saydee 1 yd rush (#47 R.Bell kick), 8-75, 03:44	14-17
3rd	08:17	USF - #32 S.Shrader 52 yd FG, 9-43, 02:50	14-20
3rd	02:41	USF - #3 K.Joiner Jr. 2 yd rush (#32 S.Shrader kick), 9-67, 03:59	14-27
4th	11:07	USF - #0 J.Mangham 1 yd rush (#32 S.Shrader kick), 9-73, 04:13	14-34

TEMPLE

RUSHING	No.	Gain	Loss	Net	TD	Lg	Avg
Edward Saydee	6	27	0	27	1	16	4.5
DWan Mathis	5	29	7	22	0	14	4.4
Tayvon Raley	1	5	0	5	0	5	5.0
Rayvon Bonner	1	3	0	3	0	3	3.0
Amad Anderson Jr.	1	0	9	-9	0	0	-9.0
Totals:	14	64	16	48	1	16	3.4

PASSING	C-A-I	Yds	TD	Long	Sack
DWan Mathis	12-21-2	183	1	70	1
Totals:	12-21-2	183	1	70	1

RECEIVING	TAR	No.	Yards	YAC	TD	Long
Jadan Blue	5	5	38	7	0	19
Randle Jones	7	4	100	58	1	70
Jordan Smith	2	2	25	6	0	19
Edward Saydee	2	1	20	22	0	20
Jose Barbon	2	0	0	0	0	0
Tayvon Raley	1	0	0	0	0	0
Amad Anderson Jr.	1	0	0	0	0	0
Darius Pittman	1	0	0	0	0	0
Totals:	21	12	183	93	1	70

PUNTING	No.	Yds	Avg	Long	In20	TB
Adam Barry	4	150	37.5	45	1	0
Totals:	4	150	37.5	45	1	0

RETURNS	No	Yds	Lg	No	Yds	Lg	No	Yds	Lg
Totals:	0	0	0	0	0	0	0	0	0

FIELD GOALS

Qtr	Time	Dist	Result
3	19:3	64.3	2 / 0

KICKOFFS	No.	Yards	Avg	TB	OB	
Rory Bell	3	193	64.3	2	0	
ALL-PURPOSE	Rush	Rcv	KR	PR	IR	Total
Randle Jones	0	100	0	0	0	100
Edward Saydee	27	20	0	0	0	47
Jadan Blue	0	38	0	0	0	38
Jordan Smith	0	25	0	0	0	25

FUMBLES
Temple - None
South Fla. - TEAM 2-0,Jaren Mangham 1-0,Andrew Beardall 1-1

SOUTH FLA.

RUSHING	No.	Gain	Loss	Net	TD	Lg	Avg
Jaren Mangham	26	153	1	152	2	24	5.8
Kelley Joiner Jr.	14	126	0	126	1	25	9.0
Brian Battie	12	80	3	77	0	19	6.4
Timmy McClain	6	36	1	35	0	21	5.8
Yasias Young	4	25	3	22	0	13	5.5
Darrian Felix	5	16	1	15	0	7	3.0
Cade Fortin	1	11	0	11	0	11	11.0
Mychal Hamilton	4	7	0	7	0	3	1.8
Andrew Beardall	1	0	24	-24	0	0	-24.0
Totals:	73	454	33	421	3	25	5.8

PASSING	C-A-I	Yds	TD	Long	Sack
Timmy McClain	10-13-0	71	1	24	0
Katravis Marsh	4-7-0	25	0	14	0
Cade Fortin	1-1-0	9	0	9	0
Totals:	15-21-0	105	1	24	0

RECEIVING	TAR	No.	Yards	YAC	TD	Long
Jimmy Horn Jr.	7	7	56	63	0	24
Omarion Dollison	4	3	17	25	0	14
Bryce Miller	2	2	15	3	0	12
Chris Carter	1	1	8	7	0	8
Yusuf Terry	3	1	5	0	0	5
Demarcus Gregory	2	1	4	0	1	4
Sean Atkins	1	0	0	0	0	0
Brian Battie	1	0	0	0	0	0
Totals:	21	15	105	98	1	24

PUNTING	No.	Yds	Avg	Long	In20	TB
Totals:	0	0	0	0	0	0

RETURNS	Punt	Kickoff	Intercept
Bryce Miller	1	4	0
Brian Battie	0	0	1
Mekhi LaPointe	0	0	1
Antonio Grier	0	0	1
Totals:	1	4	3

FIELD GOALS

Qtr	Time	Dist	Result
2nd	00:19	26	GOOD
3rd	08:17	52	GOOD

KICKOFFS	No.	Yards	Avg	TB	OB	
Spencer Shrader	7	455	65.0	7	0	
ALL-PURPOSE	Rush	Rcv	KR	PR	IR	Total
Jaren Mangham	152	0	0	0	0	152
Kelley Joiner Jr.	126	0	0	0	0	126
Brian Battie	77	0	20	0	0	97
Jimmy Horn Jr.	0	56	0	0	0	56

TEMPLE

#	Name	Solo	Ast	Total	Sacks-Yds	TFL-Yds	FF	FR-Yds	Int-Yds	BrUp	Blsks	QBH
25	Alex Odom	9	3	12	0-0-0	1-5-4	0	0-0-0	0-0-0	0	0	0
31	Yusuf Rigby	6	4	10	0-0-0	0-5-0	0	0-0-0	0-0-0	0	0	0
29	M.J. Griffin	7	1	8	0-0-0	0-0-0	0	0-0-0	0-0-0	0	0	0
42	Muham McCargo	5	3	8	0-0-0	1-5-4	0	0-0-0	0-0-0	0	0	0
17	Jerguavion Mahone	5	1	6	0-0-0	1-0-1	0	0-0-0	0-0-0	0	0	0
11	Kobe Wilson	4	2	6	0-0-0	0-0-0	0	0-0-0	0-0-0	0	0	0
23	Jordan Magee	3	3	6	0-0-0	0-0-0	0	0-0-0	0-0-0	0	0	0
4	William Kwenkeu	3	2	5	0-0-0	0-0-0	0	0-0-0	0-0-0	0	0	0
39	George Reid	0	5	5	0-0-0	0-5-1	0	0-0-0	0-0-0	0	0	0
38	Jalen Ware	3	1	4	0-0-0	0-0-0	0	0-0-0	0-0-0	0	0	0
15	Ty Mason	3	0	3	0-0-0	0-0-0	0	0-0-0	0-0-0	0	0	0
19	Cameron Ruiz	3	0	3	0-0-0	0-0-0	0	0-0-0	0-0-0	0	0	1
99	Demerrick Morris	2	1	3	0-0-0	0-0-0	0	0-0-0	0-0-0	0	0	0
12	Manny Walker	2	0	2	0-0-0	0-0-0	0	0-0-0	0-0-0	0	0	0
98	Kevin Robertson	2	0	2	0-0-0	0-0-0	0	0-0-0	0-0-0	0	0	0
22	Jeremy Jennings	2	0	2	0-0-0	0-0-0						



**2021-22 South Fla. Football
Team Game-by-Game
All games**

Date	Opponent	Rushing				Receiving				Passing				Kick Returns				Punt Returns				tot off		
		no.	yds	td	lg	no.	yds	td	lg	cmp	att	int	yds	td	lg	no.	yds	td	lg	no.	yds		td	lg
09/02/2021	at NC State	32	104	0	17	14	167	0	44	14	33	3	167	0	44	4	66	0	33	0	0	0	0	271
09/11/2021	Florida	41	109	2	13	17	188	0	44	17	30	1	188	0	44	3	40	0	18	2	48	0	45	297
09/18/2021	Florida A&M	46	241	4	42	12	163	1	40	12	26	0	163	1	40	0	0	0	0	4	45	0	29	404
09/25/2021	at BYU	48	181	3	18	17	186	0	26	17	24	0	186	0	26	2	33	0	28	0	0	0	0	367
10/02/2021	at SMU	37	113	2	24	14	223	0	37	14	22	0	223	0	37	1	19	0	19	0	0	0	0	336
10/16/2021	Tulsa	31	113	2	18	11	155	0	36	11	26	0	155	0	36	4	174	1	100	1	10	0	10	268
10/23/2021	Temple	73	421	3	25	15	105	1	24	15	21	0	105	1	24	1	20	0	20	1	4	0	4	526
South Fla.		308	1282	16	42	100	1187	2	44	100	182	4	1187	2	44	15	352	1	100	8	107	0	45	2469
Opponents		241	1405	14	80	143	1853	16	75	143	228	8	1853	16	75	6	125	0	39	9	91	0	42	3258

South Fla. Averages

Games	Avg/ rush	Avg/ catch	Pass effic	KR avg	PR avg	All purpose avg/game	Total offense avg/game
7	4.2	11.9	109.0	23.5	13.4	445.1	352.7

Date	Opponent	Tackles			Sacks no-yds	Fumble ff fr-yds	Pass Defense			blkd kick	PAT attempts			off				
		ua	a	total			tfl-yds	int-yds	qbh		brup	kick	rush	rcv	saf	t/o	pts	
09/02/2021	at NC State	25	54	79	3.0-10	1-7	0	0-0	1-27	2	1	0	0-0	0	0	0	0	0
09/11/2021	Florida	46	20	66	1.0-8	1-8	0	0-0	2-88	1	3	0	2-2	0	0	0	10	20
09/18/2021	Florida A&M	41	18	59	4.0-8	1-2	0	1-0	0-0	4	5	0	5-5	0	0	0	0	38
09/25/2021	at BYU	28	26	54	1.0-1	0-0	0	0-0	0-0	1	0	1	3-3	0	0	0	0	27
10/02/2021	at SMU	44	32	76	7.0-22	0-0	0	0-0	1-0	1	5	0	2-2	0	0	0	0	17
10/16/2021	Tulsa	52	24	76	0.0-0	0-0	2	1-3	2-73	3	3	0	4-4	0	0	0	14	31
10/23/2021	Temple	17	8	25	1.0-7	1-7	0	0-0	2-0	0	1	0	4-4	0	0	0	7	34
South Fla.		253	182	435	17.0-56	4-24	2	2-3	8-188	12	18	1	20-20	0	0	0	31	167
Opponents		290	194	484	30.0-123	11-63	4	5-61	4-22	22	16	0	28-28	0	0	0	28	226

Date	Opponent	Punting										Field Goals			Kickoffs			
		no.	yds	avg	long	blkd	tb	fc	50+	i20	md-att	long	blkd	no.	yds	avg	tb	ob
09/02/2021	at NC State	8	361	45.1	66	0	1	2	2	1	0-0	0	0	1	65	65.0	0	0
09/11/2021	Florida	7	278	39.7	52	0	0	2	1	1	2-2	32	0	5	315	63.0	3	0
09/18/2021	Florida A&M	6	221	36.8	50	0	0	1	1	3	1-1	49	0	7	450	64.3	3	0
09/25/2021	at BYU	2	96	48.0	53	0	0	0	1	0	2-2	42	0	6	342	57.0	4	1
10/02/2021	at SMU	6	194	32.3	45	0	0	1	0	1	1-1	29	0	4	260	65.0	3	0
10/16/2021	Tulsa	4	165	41.3	52	0	0	2	1	2	1-1	44	0	6	385	64.2	5	0
10/23/2021	Temple	0	0	0.0	0	0	0	0	0	0	2-2	52	0	7	455	65.0	7	0
South Fla.		33	1315	39.8	66	0	1	8	6	8	9-9	52	0	36	2272	63.1	25	1
Opponents		22	956	43.5	62	0	3	5	9	8	6-9	49	1	44	2707	61.5	24	1



**2021-22 South Fla. Football
Opponents Game-by-Game
All games**

Date	Opponent	Rushing				Receiving				Passing				Kick Returns				Punt Returns				tot off
		no.	yds	td	lg	no.	yds	td	lg	cmp	att	int	yds	td	lg	no.	yds	td	lg	no.	yds	
09/02/2021	at NC State	40	293	4	46	17	232	2	51	17-26-1	232	2	51	1	25	0	25	2	12	0	9	525
09/11/2021	Florida	44	363	3	80	17	303	3	75	17-25-2	303	3	75	2	30	0	16	0	0	0	0	666
09/18/2021	Florida A&M	29	132	1	40	25	248	1	25	25-49-0	248	1	25	0	0	0	0	2	14	0	11	380
09/25/2021	at BYU	25	138	2	25	20	305	3	55	20-25-0	305	3	55	1	17	0	17	2	51	0	42	443
10/02/2021	at SMU	40	162	1	18	29	301	4	42	29-42-1	301	4	42	1	39	0	39	2	5	0	5	463
10/16/2021	Tulsa	49	269	2	29	23	281	2	37	23-40-2	281	2	37	1	14	0	14	1	9	0	9	550
10/23/2021	Temple	14	48	1	16	12	183	1	70	12-21-2	183	1	70	0	0	0	0	0	0	0	0	231
Opponents		241	1405	14	80	143	1853	16	75	143-228-8	1853	16	75	6	125	0	39	9	91	0	42	3258
South Fla.		308	1282	16	42	100	1187	2	44	100-182-4	1187	2	44	15	352	1	100	8	107	0	45	2469

Opponents Averages

Games	Avg/ rush	Avg/ catch	Pass effic	KR avg	PR avg	All purpose avg/game	Total offense avg/game
7	5.8	13.0	147.1	20.8	10.1	499.4	465.4

Date	Opponent	Tackles			Sacks	Fumble	Pass Defense			blkd	PAT attempts			off				
		ua	a	total	tfl-yds	no-yds	ff	fr-yds	int-yds	qbh	brup	kick	kick	rush	rcv	saf	t/o	pts
09/02/2021	at NC State	30	38	68	7.0-28	0-0	0	0-0	3-22	10	4	0	6-6	0	0	0	14	45
09/11/2021	Florida	46	30	76	3.0-9	3-9	0	0-0	1-0	1	2	0	6-6	0	0	0	7	42
09/18/2021	Florida A&M	41	30	71	5.0-26	2-18	1	1-0	0-0	0	4	0	2-2	0	0	0	0	17
09/25/2021	at BYU	41	30	71	6.0-13	1-1	1	1-0	0-0	2	2	0	5-5	0	0	0	0	35
10/02/2021	at SMU	36	14	50	6.0-33	2-21	1	1-0	0-0	3	1	0	5-5	0	0	0	7	41
10/16/2021	Tulsa	32	20	52	3.0-14	3-14	1	1-0	0-0	4	3	0	2-2	0	0	0	0	32
10/23/2021	Temple	64	32	96	0.0-0	0-0	0	1-61	0-0	2	0	0	2-2	0	0	0	0	14
Opponents		290	194	484	30.0-123	11-63	4	5-61	4-22	22	16	0	28-28	0	0	0	28	226
South Fla.		253	182	435	17.0-56	4-24	2	2-3	8-188	12	18	1	20-20	0	0	0	31	167

Date	Opponent	Punting										Field Goals			Kickoffs			
		no.	yds	avg	long	blkd	tb	fc	50+	i20	md-att	long	blkd	no.	yds	avg	tb	ob
09/02/2021	at NC State	3	128	42.7	57	0	0	1	1	3	1-1	34	0	8	517	64.6	4	0
09/11/2021	Florida	3	137	45.7	57	0	0	1	2	1	0-0	0	0	7	432	61.7	2	1
09/18/2021	Florida A&M	5	192	38.4	51	0	0	0	1	1	1-3	49	0	4	253	63.3	3	0
09/25/2021	at BYU	1	53	53.0	53	0	1	0	1	0	0-1	0	1	6	372	62.0	3	0
10/02/2021	at SMU	3	133	44.3	51	0	1	0	1	1	2-2	30	0	8	515	64.4	7	0
10/16/2021	Tulsa	3	163	54.3	62	0	1	1	3	1	2-2	25	0	8	425	53.1	3	0
10/23/2021	Temple	4	150	37.5	45	0	0	2	0	1	0-0	0	0	3	193	64.3	2	0
Opponents		22	956	43.5	62	0	3	5	9	8	6-9	49	1	44	2707	61.5	24	1
South Fla.		33	1315	39.8	66	0	1	8	6	8	9-9	52	0	36	2272	63.1	25	1



2021-22 South Fla. Football
Overall Team Statistics
All games

Team Statistics

	USF	OPP
Scoring	167	226
Points per game	23.9	32.3
Points Off Turnovers	31	28
First Downs	142	163
Rushing	76	66
Passing	55	86
Penalty	11	11
Rushing Yardage	1282	1405
Yards gained rushing	1470	1516
Yards lost rushing	188	111
Rushing attempts	308	241
Average per rush	4.2	5.8
Average per game	183.1	200.7
TDs Rushing	16	14
Passing Yardage	1187	1853
Comp-Att-Int	100-182-4	143-228-8
Average per pass	6.5	8.1
Average per catch	11.9	13.0
Average per game	169.6	264.7
TDs Passing	2	16
Total offense	2469	3258
Total plays	490	469
Average per play	5.0	6.9
Average per game	352.7	465.4
Kick returns: #-Yards	15-352	6-125
Punt returns: #-Yards	8-107	9-91
Int returns: #-Yards	8-188	4-22
Kick return average	23.5	20.8
Punt return average	13.4	10.1
Int return average	23.5	5.5
Fumbles-Lost	16-5	8-2
Penalties-Yards	33-337	35-314
Average per game	48.1	44.9
Punts-Yards	33-1315	22-956
Average per punt	39.8	43.5
Net punt average	36.5	35.9
Kickoffs-Yards	36-2272	44-2707
Average per kick	63.1	61.5
Net kick average	39.6	38.0
Time of possession / game	31:53	28:07
3rd-down conversion	30/99	35/87
3rd-down pct	30%	40%
4rd-down conversion	9/19	7/13



2021-22 South Fla. Football
Overall Team Statistics
All games

Page 2/2
as of Oct 24, 2021

	USF	OPP
4rd-down pct	47%	54%
Sacks by-Yards	4-24	11-63
Misc Yards	0	0
Touchdowns scored	20	30
Field goals - attempts	9-9	6-9
On-Side kicks	0-0	0-0
Red-zone scores	(23-29) 79%	(23-27) 85%
Red-zone touchdowns	(18-29) 62%	(18-27) 67%
PAT-attempts	(20-20) 100%	(28-30) 93%
Attendance	141364	136205
Games / Avg per game	4/35341	3/45402
Neutral site games	-	0/0

Score by Periods

Team	1st	2nd	3rd	4th	OT	TOT
South Fla.	16	61	62	28	0	167
Opponents	61	73	45	47	0	226



**2021-22 South Fla. Football
Overall Defense Statistics
All games**

Team Defense

##	Player	gp	Tackles				tfl/yds	Sacks	Pass defense			Fumbles		blkd	
			ua	a	tot	no-yds		int-yds	brup	qbh	fr-yds	ff	kick	saf	
11	Dwayne Boyles	7	23	21	44	2-6	.	2-4	1	
1	Matthew Hill	7	28	14	42	.	.	1-27	1	
5	Antonio Grier	7	19	22	41	3-18	2-14	2-69	.	3	1-3	1	.	.	
3	Vincent Davis	6	26	13	39	0.5-1	.	.	1	
0	Daquan Evans	6	29	9	38	1-3	.	.	2	
59	Andrew Mims	6	10	22	32	
22	Mekhi LaPointe	6	15	10	25	1-1	.	2-50	1	
23	Thad Mangum	7	8	13	21	2-3	.	.	.	2	
2	TJ Robinson	6	15	4	19	.	.	.	2	1	
20	Damaurez Bellamy	6	11	8	19	2-5	.	.	3	1	
17	Blake Green	7	10	7	17	1.5-9	1.5-9	.	.	1	
40	Jason Vaughn	4	10	2	12	1.5-6	0.5-1	1	.	.	
15	Jayden Curry	2	7	3	10	.	.	.	1	
16	Brock Nichols	4	6	3	9	.	.	1-38	1	
96	Kelvin Pinkney	4	5	2	7	0.5-2	
91	Rashawn Yates	5	3	4	7	0.5-0	.	.	.	1	
45	Darrien Grant	3	1	5	6	1-1	1	.	
10	Kevin Kegler	4	4	2	6	0.5-1	.	.	.	1	1-0	.	.	.	
34	Joshua Green	2	2	4	6	
99	Ryan Thaxton	5	3	2	5	.	.	.	1	2	
13	Tramel Logan	5	2	2	4	.	.	.	3	
8	Christopher Townsel	1	.	4	4	
4	Christian Williams	1	2	1	3	
21	Jaelen Stokes	2	.	2	2	
41	Mychael Hamilton	2	2	.	2	
83	Logan Berryhill	2	1	1	2	
93	Tyrone Barber	1	1	1	2	
33	Timarcus Simpson	2	2	.	2	
21	Brian Battie	2	2	.	2	
29	Brian Norris	1	.	1	1	
24	Mac Harris	1	1	.	1	
88	Chris Carter	1	1	.	1	
19	Jalen Herring	1	1	.	1	
36	Andrew Stokes	1	1	.	1	
56	Mack Gresham	1	1	.	1	
12	Ben Knox	1	1	.	1	
30	Isaiah Cromarty	1	1	
Totals		7	253	182	435	17-56	4-24	8-188	18	12	2-3	2	1	0	
Opponents		7	290	194	484	30-123	11-63	4-22	16	22	5-61	4	0	0	



2021-22 South Fla. Football
Team Game Highs
All games

South Fla. - Game Highs

RUSHES	73	Temple (10/23/2021)
YARDS RUSHING	421	Temple (10/23/2021)
YARDS PER RUSH	5.8	Temple (10/23/2021)
TD RUSHES	4	Florida A&M (09/18/2021)
PASS ATTEMPTS	33	at NC State (09/02/2021)
PASS COMPLETIONS	17	at BYU (09/25/2021)
	17	Florida (09/11/2021)
YARDS PASSING	223	at SMU (10/02/2021)
YARDS PER PASS	10.1	at SMU (10/02/2021)
TD PASSES	1	Temple (10/23/2021)
	1	Florida A&M (09/18/2021)
TOTAL PLAYS	94	Temple (10/23/2021)
TOTAL OFFENSE	526	Temple (10/23/2021)
YARDS PER PLAY	5.7	at SMU (10/02/2021)
POINTS	38	Florida A&M (09/18/2021)
SACKS BY	1	Temple (10/23/2021)
	1	Florida A&M (09/18/2021)
	1	Florida (09/11/2021)
	1	at NC State (09/02/2021)
FIRST DOWNS	34	Temple (10/23/2021)
PENALTIES	8	at SMU (10/02/2021)
PENALTY YARDS	75	at SMU (10/02/2021)
TURNOVERS	3	at NC State (09/02/2021)
PUNTS	8	at NC State (09/02/2021)
PUNTING AVG	48.0	at BYU (09/25/2021)
LONG PUNT	66	at NC State (09/02/2021)
PUNTS INSIDE 20	3	Florida A&M (09/18/2021)
LONG PUNT RETURN	45	Florida (09/11/2021)



**2021-22 South Fla. Football
Opponent Match Highs
All games**

Opponent - Game Highs

RUSHES	49	Tulsa (10/16/2021)
YARDS RUSHING	363	Florida (09/11/2021)
YARDS PER RUSH	8.3	Florida (09/11/2021)
TD RUSHES	4	at NC State (09/02/2021)
PASS ATTEMPTS	49	Florida A&M (09/18/2021)
PASS COMPLETIONS	29	at SMU (10/02/2021)
YARDS PASSING	305	at BYU (09/25/2021)
YARDS PER PASS	12.2	at BYU (09/25/2021)
TD PASSES	4	at SMU (10/02/2021)
TOTAL PLAYS	89	Tulsa (10/16/2021)
TOTAL OFFENSE	666	Florida (09/11/2021)
YARDS PER PLAY	9.7	Florida (09/11/2021)
POINTS	45	at NC State (09/02/2021)
SACKS BY	3 3	Tulsa (10/16/2021) Florida (09/11/2021)
FIRST DOWNS	31	Tulsa (10/16/2021)
PENALTIES	8	Florida A&M (09/18/2021)
PENALTY YARDS	55	Temple (10/23/2021)
TURNOVERS	3	Tulsa (10/16/2021)
PUNTS	5	Florida A&M (09/18/2021)
PUNTING AVG	54.3	Tulsa (10/16/2021)
LONG PUNT	62	Tulsa (10/16/2021)
PUNTS INSIDE 20	3	at NC State (09/02/2021)
LONG PUNT RETURN	42	at BYU (09/25/2021)



2021-22 South Fla. Football
Team Match Lows
All games

South Fla. - Game Lows

RUSHES	31	Tulsa (10/16/2021)
YARDS RUSHING	104	at NC State (09/02/2021)
YARDS PER RUSH	2.7	Florida (09/11/2021)
TD RUSHES	0	at NC State (09/02/2021)
PASS ATTEMPTS	21	Temple (10/23/2021)
PASS COMPLETIONS	11	Tulsa (10/16/2021)
YARDS PASSING	105	Temple (10/23/2021)
YARDS PER PASS	5.0	Temple (10/23/2021)
TD PASSES	0	Tulsa (10/16/2021)
	0	at SMU (10/02/2021)
	0	at BYU (09/25/2021)
	0	Florida (09/11/2021)
	0	at NC State (09/02/2021)
TOTAL PLAYS	57	Tulsa (10/16/2021)
TOTAL OFFENSE	268	Tulsa (10/16/2021)
YARDS PER PLAY	4.2	at NC State (09/02/2021)
POINTS	0	at NC State (09/02/2021)
SACKS BY	0	Tulsa (10/16/2021)
	0	at SMU (10/02/2021)
	0	at BYU (09/25/2021)
FIRST DOWNS	13	Tulsa (10/16/2021)
PENALTIES	2	Florida (09/11/2021)
PENALTY YARDS	30	Temple (10/23/2021)
	30	at BYU (09/25/2021)
	30	Florida (09/11/2021)
INTERCEPTIONS BY	0	at BYU (09/25/2021)
	0	Florida A&M (09/18/2021)
PUNTS	0	Temple (10/23/2021)
PUNTING AVG	0.0	Temple (10/23/2021)
LONG PUNT	0	Temple (10/23/2021)
PUNTS INSIDE 20	0	Temple (10/23/2021)
	0	at BYU (09/25/2021)
LONG PUNT RETURN	0	at SMU (10/02/2021)
	0	at BYU (09/25/2021)
	0	at NC State (09/02/2021)



2021-22 South Fla. Football
Opponent Match Lows
All games

Opponent - Game Lows

RUSHES	14	Temple (10/23/2021)
YARDS RUSHING	48	Temple (10/23/2021)
YARDS PER RUSH	3.4	Temple (10/23/2021)
TD RUSHES	1 1 1	Temple (10/23/2021) at SMU (10/02/2021) Florida A&M (09/18/2021)
PASS ATTEMPTS	21	Temple (10/23/2021)
PASS COMPLETIONS	12	Temple (10/23/2021)
YARDS PASSING	183	Temple (10/23/2021)
YARDS PER PASS	5.1	Florida A&M (09/18/2021)
TD PASSES	1 1	Temple (10/23/2021) Florida A&M (09/18/2021)
TOTAL PLAYS	35	Temple (10/23/2021)
TOTAL OFFENSE	231	Temple (10/23/2021)
YARDS PER PLAY	4.9	Florida A&M (09/18/2021)
POINTS	14	Temple (10/23/2021)
SACKS BY	0 0	at NC State (09/02/2021) Temple (10/23/2021)
FIRST DOWNS	8	Temple (10/23/2021)
PENALTIES	3	at NC State (09/02/2021)
PENALTY YARDS	25	at NC State (09/02/2021)
INTERCEPTIONS BY	0 0 0 0 0	Temple (10/23/2021) Tulsa (10/16/2021) at SMU (10/02/2021) at BYU (09/25/2021) Florida A&M (09/18/2021)
PUNTS	1	at BYU (09/25/2021)
PUNTING AVG	37.5	Temple (10/23/2021)
LONG PUNT	45	Temple (10/23/2021)
PUNTS INSIDE 20	0	at BYU (09/25/2021)
LONG PUNT RETURN	0 0	Temple (10/23/2021) Florida (09/11/2021)



2021-22 South Fla. Football
Individual Game Highs
All games

South Fla. - Individual Game Highs

RUSHES	26	Jaren Mangham vs Temple (10/23/2021)
	26	Jaren Mangham at BYU (09/25/2021)
YARDS RUSHING	152	Jaren Mangham vs Temple (10/23/2021)
TD RUSHES	3	Jaren Mangham vs Florida A&M (09/18/2021)
LONG RUSH	42	Brian Battie vs Florida A&M (09/18/2021)
PASS ATTEMPTS	25	Timmy McClain vs Tulsa (10/16/2021)
PASS COMPLETIONS	17	Timmy McClain at BYU (09/25/2021)
YARDS PASSING	223	Timmy McClain at SMU (10/02/2021)
TD PASSES	1	Timmy McClain vs Temple (10/23/2021)
	1	Timmy McClain vs Florida A&M (09/18/2021)
LONG PASS	44	Timmy McClain vs Florida (09/11/2021)
	44	Timmy McClain at NC State (09/02/2021)
RECEPTIONS	7	Jimmy Horn Jr. vs Temple (10/23/2021)
YARDS RECEIVING	102	Jimmy Horn Jr. at SMU (10/02/2021)
TD RECEPTIONS	1	Demarcus Gregory vs Temple (10/23/2021)
	1	Xavier Weaver vs Florida A&M (09/18/2021)
LONG RECEPTION	44	Xavier Weaver vs Florida (09/11/2021)
	44	Xavier Weaver at NC State (09/02/2021)
PUNTS	8	Andrew Stokes at NC State (09/02/2021)
PUNTING AVG	48.0	Andrew Stokes at BYU (09/25/2021)
LONG PUNT	66	Andrew Stokes at NC State (09/02/2021)
PUNTS INSIDE 20	3	Andrew Stokes vs Florida A&M (09/18/2021)
LONG PUNT RETURN	45	Xavier Weaver vs Florida (09/11/2021)
LONG KICKOFF RETURN	100	Brian Battie vs Tulsa (10/16/2021)
TACKLES	14	Andrew Mims at NC State (09/02/2021)
SACKS	1	Antonio Grier vs Temple (10/23/2021)
	1	Blake Green vs Florida (09/11/2021)
	1	Antonio Grier at NC State (09/02/2021)
TACKLES FOR LOSS	2	Damaurez Bellamy vs Florida A&M (09/18/2021)



**2021-22 South Fla. Football
Opponent Individual Match Highs
All games**

Opponent - Individual Game Highs

RUSHES	23	Shamari Brooks vs Tulsa (10/16/2021)
YARDS RUSHING	163	Zonovan Knight at NC State (09/02/2021)
TD RUSHES	2	Tyler Allgeier at BYU (09/25/2021)
	2	Ricky Person at NC State (09/02/2021)
LONG RUSH	80	Anthony Richardson vs Florida (09/11/2021)
PASS ATTEMPTS	49	Rasean McKay vs Florida A&M (09/18/2021)
PASS COMPLETIONS	29	Tanner Mordecai at SMU (10/02/2021)
YARDS PASSING	305	Baylor Romney at BYU (09/25/2021)
TD PASSES	4	Tanner Mordecai at SMU (10/02/2021)
LONG PASS	75	Anthony Richardson vs Florida (09/11/2021)
RECEPTIONS	15	Xavier Smith vs Florida A&M (09/18/2021)
YARDS RECEIVING	175	Jacob Copeland vs Florida (09/11/2021)
TD RECEPTIONS	2	Danny Gray at SMU (10/02/2021)
	2	Jacob Copeland vs Florida (09/11/2021)
LONG RECEPTION	75	Jacob Copeland vs Florida (09/11/2021)
FIELD GOALS	2	Zack Long vs Tulsa (10/16/2021)
	2	Blake Mazza at SMU (10/02/2021)
LONG FIELD GOALS	49	Jose Romo-Martinez vs Florida A&M (09/18/2021)
PUNTS	4	Adam Barry vs Temple (10/23/2021)
PUNTING AVG	54.3	Lachlan Wilson vs Tulsa (10/16/2021)
LONG PUNT	62	Lachlan Wilson vs Tulsa (10/16/2021)
PUNTS INSIDE 20	2	Trenton Gill at NC State (09/02/2021)
LONG PUNT RETURN	42	Hobbs Nyberg at BYU (09/25/2021)
LONG KICKOFF RETURN	39	Bryan Massey at SMU (10/02/2021)
TACKLES	15	Markquese Bell vs Florida A&M (09/18/2021)
SACKS	2.5	Justin Wright vs Tulsa (10/16/2021)
TACKLES FOR LOSS	2.5	Justin Wright vs Tulsa (10/16/2021)
INTERCEPTIONS	1	Kaiir Elam vs Florida (09/11/2021)
	1	Drake Thomas at NC State (09/02/2021)
	1	Tanner Ingle at NC State (09/02/2021)
	1	Cyrus Fagan at NC State (09/02/2021)



2021-22 South Fla. Football
Individual Statistics
All games

Rushing

Player	gp	att	gain	loss	net	avg	td	lg	avg/g
Jaren Mangham	7	96	425	9	416	4.3	12	24	59.4
Timmy McClain	7	74	309	92	217	2.9	1	27	31.0
Brian Battie	7	44	292	21	271	6.2	0	42	38.7
Kelly Joiner Jr.	7	36	238	3	235	6.5	1	25	33.6
Darrian Felix	4	33	114	15	99	3.0	0	16	24.8
Cade Fortin	4	8	36	8	28	3.5	0	11	7.0
Yasias Young	2	8	39	3	36	4.5	1	13	18.0
Mychael Hamilton	5	4	7	0	7	1.8	0	3	1.4
Andrew Beardall	7	1	0	24	-24	-24.0	0	0	-3.4
Xavier Weaver	7	1	3	0	3	3.0	1	3	0.4
Omarion Dollison	7	1	0	4	-4	-4.0	0	0	-0.6
Katravis Marsh	3	1	0	4	-4	-4.0	0	0	-1.3
Jimmy Horn Jr.	7	1	0	5	-5	-5.0	0	0	-0.7
Total	7	308	1470	188	1282	4.2	16	42	183.1
Opponents	7	241	1516	111	1405	5.8	14	80	200.7

Punt Returns

Player	no.	yds	avg	td	lg
Xavier Weaver	7	103	14.7	0	45
Bryce Miller	1	4	4.0	0	4
Total	8	107	13.4	0	45
Opponents	9	91	10.1	0	42

Interceptions

Player	no.	yds	avg	td	lg
Mekhi LaPointe	2	50	25.0	0	50
Antonio Grier	2	69	34.5	1	69
Dwayne Boyles	2	4	2.0	0	4
Matthew Hill	1	27	27.0	0	27
Brock Nichols	1	38	38.0	0	38
Total	8	188	23.5	1	69
Opponents	4	22	5.5	0	16

Passing

Player	gp	effic	comp-att-int	pct	yds	td	lg	avg/g
Timmy McClain	7	123.5	74-130-2	56.9	1000	2	44	142.9
Cade Fortin	4	71.4	20-39-2	51.3	141	0	24	35.3
Katravis Marsh	3	75.2	5-11-0	45.5	39	0	14	13.0
Kenny Scribner	6	158.8	1-1-0	100.0	7	0	7	1.2
Xavier Weaver	7	0.0	0-1-0	0.0	0	0	0	0.0
Total	7	109.0	100-182-4	54.9	1187	2	44	169.6
Opponents	7	147.1	143-228-8	62.7	1853	16	75	264.7

Kick Returns

Player	no.	yds	avg	td	lg
Brian Battie	9	271	30.1	1	100
Jimmy Horn Jr.	6	81	13.5	0	25
Total	15	352	23.5	1	100
Opponents	6	125	20.8	0	39

Fumble Returns

Player	no.	yds	avg	td	lg
Total	0	3	0.0	0	3
Opponents	0	61	0.0	0	61

Receiving

Player	gp	no.	yds	avg	td	lg	avg/g
Xavier Weaver	7	21	380	18.1	1	44	54.3
Jimmy Horn Jr.	7	16	180	11.3	0	37	25.7
Omarion Dollison	7	13	116	8.9	0	18	16.6
Demarcus Gregory	6	9	147	16.3	1	36	24.5
Latrell Williams	4	7	57	8.1	0	40	14.3
Bryce Miller	4	6	37	6.2	0	12	9.3
Mitchell Brinkman	7	6	83	13.8	0	31	11.9
Darrian Felix	4	5	26	5.2	0	11	6.5
Sean Atkins	7	4	52	13.0	0	23	7.4
Yusuf Terry	7	3	38	12.7	0	24	5.4
Kelly Joiner Jr.	7	3	10	3.3	0	6	1.4
Brian Battie	7	3	31	10.3	0	20	4.4
Jaren Mangham	7	2	15	7.5	0	14	2.1
Chris Carter	7	1	8	8.0	0	8	1.1
Spencer Shrader	7	1	7	7.0	0	7	1.0
Total	7	100	1187	11.9	2	44	169.6
Opponents	7	143	1853	13.0	16	75	264.7



2021-22 South Fla. Football
Individual Statistics
All games

Scoring

Player	td	fg	PAT						pts
			kick	rush	rcv	pass	dxp	saf	
Jaren Mangham	12	-	-	-	-	-	-	-	72
Spencer Shrader	-	9-9	20-20	-	-	-	-	-	47
Xavier Weaver	2	-	-	-	-	-	-	-	12
Antonio Grier	1	-	-	-	-	-	-	-	6
Kelly Joiner Jr.	1	-	-	-	-	-	-	-	6
Demarcus Gregory	1	-	-	-	-	-	-	-	6
Brian Battie	1	-	-	-	-	-	-	-	6
Yasias Young	1	-	-	-	-	-	-	-	6
Timmy McClain	1	-	-	-	-	-	-	-	6
Total	20	9-9	20-20	0	0	0	0	0	167
Opponents	30	6-9	28-28	0	0	0	0	0	226

Field Goals

Player	fg	pct.	01-19	20-29	30-39	40-49	50-99	lg	blk
Spencer Shrader	9-9	100.0	0-0	4-4	1-1	3-3	1-1	52	0
Opponents	6-9	66.7	0-0	3-4	2-2	1-3	0-0	49	1

FG Sequence

Team Name	South Fla.	Opponents
Florida	(25)	
SMU	(29)	(26),(30)
BYU	(29),(42)	22
Tulsa	(44)	(22)
NC State		(34)

Numbers in parentheses indicate field goal was made

Total Offense

Player	g	plays	rush	pass	total	avg/g
Timmy McClain	7	204	217	1000	1217	173.9
Jaren Mangham	7	96	416	0	416	59.4
Brian Battie	7	44	271	0	271	38.7
Kelly Joiner Jr.	7	36	235	0	235	33.6
Cade Fortin	4	47	28	141	169	42.3
Darrian Felix	4	33	99	0	99	24.8
Yasias Young	2	8	36	0	36	18.0
Katravis Marsh	3	12	-4	39	35	11.7
Demetris Harris	7	0	7	0	7	1.0
Kenny Scribner	6	1	0	7	7	1.2
Mychael Hamilton	5	4	7	0	7	1.4
Xavier Weaver	7	2	3	0	3	0.4
Omarion Dollison	7	1	-4	0	-4	-0.6
Jimmy Horn Jr.	7	1	-5	0	-5	-0.7
Andrew Beardall	7	1	-24	0	-24	-3.4
Total	7	490	1282	1187	2469	352.7
Opponents	7	469	1405	1853	3258	465.4

Punting

Player	no.	yds	avg	lg	tb	fc	i20	50+	blk
Andrew Stokes	33	1315	39.8	66	1	8	8	6	0
Total	33	1315	39.8	66	1	8	8	6	0
Opponents	22	956	43.5	62	3	5	8	9	0

Kickoffs

Player	no.	yds	avg	tb	ob	retn	net	ydln
Spencer Shrader	35	2255	64.4	25	0			
Kenny Scribner	1	17	17.0	0	1			
Total	36	2272	63.1	25	1	9	39.6	25
Opponents	44	2707	61.5	24	1	16	38	26



2021-22 South Fla. Football
Individual Statistics
All games

All Purpose

Player	g	rush	rcv	pr	kr	ir	total	avg/g
Brian Battie	7	271	31	0	271	0	573	81.9
Xavier Weaver	7	3	380	103	0	0	486	69.4
Jaren Mangham	7	416	15	0	0	0	431	61.6
Jimmy Horn Jr.	7	-5	180	0	81	0	256	36.6
Kelly Joiner Jr.	7	235	10	0	0	0	245	35.0
Timmy McClain	7	217	0	0	0	0	217	31.0
Demarcus Gregory	6	0	147	0	0	0	147	24.5
Darrian Felix	4	99	26	0	0	0	125	31.3
Omarion Dollison	7	-4	116	0	0	0	112	16.0
Mitchell Brinkman	7	0	83	0	0	0	83	11.9
Antonio Grier	7	0	0	0	0	69	69	9.9
Latrell Williams	4	0	57	0	0	0	57	14.3
Sean Atkins	7	0	52	0	0	0	52	7.4
Mekhi LaPointe	6	0	0	0	0	50	50	8.3
Bryce Miller	4	0	37	4	0	0	41	10.3
Yusuf Terry	7	0	38	0	0	0	38	5.4
Brock Nichols	5	0	0	0	0	38	38	7.6
Yasias Young	2	36	0	0	0	0	36	18.0
Cade Fortin	4	28	0	0	0	0	28	7.0
Matthew Hill	7	0	0	0	0	27	27	3.9
Chris Carter	7	0	8	0	0	0	8	1.1
Spencer Shrader	7	0	7	0	0	0	7	1.0
Demetris Harris	7	7	0	0	0	0	7	1.0
Mychael Hamilton	5	7	0	0	0	0	7	1.4
Dwayne Boyles	7	0	0	0	0	4	4	0.6
Katravis Marsh	3	-4	0	0	0	0	-4	-1.3
Andrew Beardall	7	-24	0	0	0	0	-24	-3.4
Total	7	1282	1187	107	352	188	3116	445.1
Opponents	7	1405	1853	91	125	22	3496	499.4