



Nicole Cheek

Casey Alcorn

Kelsi Briggs

Meredith Mitchell

Head Coach  
Courtney Oliver

# EAST CAROLINA



## 2016 SOFTBALL FACT BOOK

# 2016 Schedule

DATE	OPPONENT	LOCATION	TIME (EST)
Friday, Feb. 12	! Virginia	Tempe, Ariz.	6:30 p.m.
Friday, Feb. 12	! Seattle	Tempe, Ariz.	11:30 p.m.
Saturday, Feb. 13	! UC Riverside	Tempe, Ariz.	7:00 p.m.
Saturday, Feb. 13	! Arizona State	Tempe, Ariz.	9:30 p.m.
Sunday, Feb. 14	! Nevada	Tempe, Ariz.	1:15 p.m.
Wednesday, Feb. 17	Charlotte	Charlotte, N.C.	3:00 p.m.
Friday, Feb. 19	# UMass	Greenville, N.C.	3:00 p.m.
Friday, Feb. 19	# Bucknell	Greenville, N.C.	5:30 p.m.
Saturday, Feb. 20	# Bucknell	Greenville, N.C.	3:00 p.m.
Saturday, Feb. 20	# St. Francis (Pa.)	Greenville, N.C.	5:30 p.m.
Sunday, Feb. 21	# Bucknell	Greenville, N.C.	12:30 p.m.
Sunday, Feb. 21	# St. Francis (Pa.)	Greenville, N.C.	3:00 p.m.
Friday, Feb. 26	\$ Notre Dame	Kissimmee, Fla.	1:15 p.m.
Friday, Feb. 26	\$ Bryant	Kissimmee, Fla.	5:45 p.m.
Saturday, Feb. 27	\$ North Florida	Kissimmee, Fla.	11:00 a.m.
Saturday, Feb. 27	\$ Yale	Kissimmee, Fla.	3:30 p.m.
Sunday, Feb. 28	\$ Morgan State	Kissimmee, Fla.	12:15 p.m.
Friday, March 4	% Villanova	Clearwater, Fla.	1:45 p.m.
Friday, March 4	% Detroit	Clearwater, Fla.	6:15 p.m.
Saturday, March 5	% Sam Houston State	Clearwater, Fla.	12:15 p.m.
Saturday, March 5	% Central Michigan	Clearwater, Fla.	2:45 p.m.
Sunday, March 6	% Illinois	Clearwater, Fla.	11:15 a.m.
Tuesday, March 8	FIU	Miami, Fla.	7:00 p.m.
Friday, March 11	% Northern Kentucky	Clearwater, Fla.	2:15 p.m.
Friday, March 11	% Bowling Green	Clearwater, Fla.	4:30 p.m.
Saturday, March 12	% New Mexico State	Clearwater, Fla.	2:00 p.m.
Saturday, March 12#	% Southern Illinois	Clearwater, Fla.	4:15 p.m.
Sunday, March 13	% IPFW	Clearwater, Fla.	11:15 a.m.
Wednesday, March 16	Radford (DH)	Radford, Va.	3:00 p.m.
Saturday, March 19	James Madison (DH)	Harrisonburg, Va.	4:00 p.m.
Sunday, March 20	James Madison	Harrisonburg, Va.	1:00 p.m.
Tuesday, March 22	NC State	Raleigh, N.C.	5:00 p.m.
Thursday, March 24	A USF	Greenville, N.C.	6:00 p.m.
Friday, March 25	A USF	Greenville, N.C.	2:00 p.m.
Saturday, March 26	A USF	Greenville, N.C.	1:00 p.m.
Tuesday, March 29	Longwood	Greenville, N.C.	5:00 p.m.
Friday, April 1	A Tulsa	Tulsa, Okla.	6:00 p.m.
Saturday, April 2	A Tulsa	Tulsa, Okla.	3:00 p.m.
Sunday, April 3	A Tulsa	Tulsa, Okla.	1:00 p.m.
Tuesday, April 5	Campbell	Buies Creek, N.C.	6:00 p.m.
Friday, April 8	A Memphis	Greenville, N.C.	6:00 p.m.
Saturday, April 9	A Memphis	Greenville, N.C.	2:00 p.m.
Sunday, April 10	A Memphis	Greenville, N.C.	1:00 p.m.
Tuesday, April 12	North Carolina	Chapel Hill, N.C.	6:00 p.m.
Friday, April 15	A UConn	Storrs, Conn.	4:00 p.m.
Saturday, April 16	A UConn	Storrs, Conn.	2:00 p.m.
Sunday, April 17	A UConn	Storrs, Conn.	Noon
Wednesday, April 20	UNCW	Greenville, N.C.	5:00 p.m.
Friday, April 22	A Houston	Greenville, N.C.	6:00 p.m.
Saturday, April 23	A Houston	Greenville, N.C.	2:00 p.m.
Sunday, April 24	A Houston	Greenville, N.C.	1:00 p.m.
Friday, May 6	A UCF	Orlando, Fla.	5:30 p.m.
Saturday, May 7	A UCF	Orlando, Fla.	2:00 p.m.
Sunday, May 8	A UCF	Orlando, Fla.	Noon
Thursday, May 12	AAC Tournament	Tulsa, Okla.	TBD
Friday, May 13	AAC Tournament	Tulsa, Okla.	TBD
Saturday, May 14	AAC Tournament	Tulsa, Okla.	TBD

! = Kajikawa Classic | # = Pirate Clash | \$ = Diamond 9 Citrus Classic II | % = Under Armour Invitational  
 A = American Athletic Conference game

# Contents

## Introduction

General Information/Quick Facts.....	2
Staff Directory .....	3
Primary Media Outlets.....	4
Media Guidelines.....	5
Getting to Greenville .....	6
East Carolina University.....	7
Chancellor Steve Ballard.....	8
Director of Athletics Jeff Compher.....	9
The American Athletic Conference.....	10

## Stadium

ECU Softball Stadium.....	12
Stadium Facts.....	13
Pirate Pride.....	14

## 2016 Opponents

2016 Opponent Info .....	16
All-Time Record vs. Opponents .....	26

## The Coaches

Head Coach Courtney Oliver .....	28
Coaching Staff .....	29-30
Support Staff.....	30-32

## The Players

2016 Roster .....	34
Player Bios.....	35-44

## Season Review

2015 Season Review.....	46
2015 Final Statistics .....	47
2015 Season Results.....	48
2015 Game Highs.....	49
2015 Statistical Breakdown .....	50

## History

Honors and Awards .....	52-53
Letterwinners.....	54-55
All-Time Series Vs. Opponents.....	56-73
Year-By-Year Results .....	74-85
Conference Champs/NCAA Regional History.....	86

## Record Book

Single Season Batting Records .....	88
Single-Season Pitching Records.....	89
Career Batting Records.....	90
Career Pitching Records .....	91
Team/Coaching Records.....	92
Annual Batting Leaders.....	93
Annual Pitching Leaders .....	94
Year-By-Year Team Hitting Statistics.....	95
Year-By-Year Pitching Statistics.....	96

The 2016 East Carolina Softball Fact Book has been published by the East Carolina University Department of Intercollegiate Athletics. Content and design coordination by the ECU Athletics Media Relations Office.

**Editors:** Chip Welch

**Cover Photography:** Rob Goldberg and Rob Taylor

**Cover Design:** Provisions Group, Nicholasville, Ky.

**Photography:** Rob Goldberg and Rob Taylor

**Design, Layout/Compilation:**

Provisions Group (Nicholasville, Ky.)

**Printing:** Morgan Printers, Inc. (Greenville, N.C.)



# UNDAUNTED™

# Quick Facts

## General Information

<b>Name</b>	East Carolina University
<b>Location</b>	Greenville, N.C.
<b>Founded</b>	1907
<b>Enrollment</b>	28,239
<b>Conference</b>	American Athletic
<b>Affiliation</b>	NCAA Division I
<b>School Colors</b>	Purple (PMS #268) and Gold (PMS #109)
<b>Nickname</b>	Pirates
<b>Chancellor</b>	Dr. Steve Ballard (Arizona '70)
<b>Director of Athletics</b>	Jeff Compher (James Madison '80)
<b>Athletics Phone Number</b>	252-737-4600
<b>Athletics Website</b>	www.ECUPirates.com
<b>Athletics on Twitter</b>	www.Twitter.com/ECUAthletics
<b>Athletics on Facebook</b>	www.Facebook.com/ECUAthletics
<b>University Website</b>	www.ecu.edu

## Program History

<b>All-Time Record</b>	1,337-750-5 (1984-Present)
<b>Conference Championships</b>	9
<b>Regular Season/Tournament</b>	4/5
<b>NCAA Tournament Appearances</b>	4 (1999, 2008, 2010, 2011)
<b>NCAA Tournament Record</b>	5-8
<b>1999 (Tucson, Ariz.)</b>	Arizona 9 East Carolina 1 Southeast Missouri 2 East Carolina 1
<b>2008 (Baton Rouge, La.)</b>	Louisiana-Lafayette 2 East Carolina 1 East Carolina 4 Mississippi Valley State 2 LSU 9 East Carolina 1
<b>2010 (Austin, Texas)</b>	BYU 1 East Carolina 0 East Carolina 3 Iona 0 East Carolina 1 Texas 0 BYU 8 East Carolina 3
<b>2011 (College Park, Md.)</b>	East Carolina 5 Maryland 1 Baylor 2 East Carolina 0 East Carolina 2 Maryland 0 Baylor 1 East Carolina 0

## Media Relations Information

<b>Assistant AD for Media Relations</b>	Tom McClellan
---	---------------

## Assistant Director/Softball Contact

<b>Chip Welch</b>	
<b>Welch's Office Phone</b>	(252) 737-4520
<b>Welch's E-mail</b>	welchc15@ecu.edu
<b>Director</b>	Malcolm Gray
<b>Associate Director</b>	Jody Jones
<b>Assistant Director</b>	Adam Miller
<b>Administrative Assistant</b>	Suzanne Metcalf
<b>Press Box Phone</b>	(252) 737-4470
<b>Office Phone</b>	(252) 737-4522
<b>Media Relations Address:</b>	ECU Media Relations 319 Ward Sports Medicine Bldg. Greenville, N.C. 27858

## Softball Information

<b>Head Coach</b>	Courtney Oliver (Hofstra, '08)
<b>Record at ECU (Years)</b>	First Season
<b>Career Record (Years)</b>	First Season
<b>Assistant Coach</b>	Matt Nandin (Le Moyne, '09)
<b>Assistant Coach</b>	Jess Hirschbuhl (Hofstra, '12)
<b>Graduate Assistant Coach</b>	Alex Fieldhouse (East Carolina, '14)
<b>Volunteer Assistant Coach</b>	Emily Weiman (NC State, '15)
<b>Game Operations</b>	J.J. McLamb
<b>Strength and Conditioning</b>	Katelyn Woolfolk
<b>Athletic Trainer</b>	Lauren Yaeger
<b>Equipment Manager</b>	Matt Holt
<b>Softball Office Phone</b>	(252) 737-1428
<b>Softball Twitter</b>	@ECUSoftball
<b>Softball Instagram</b>	EastCarolinaSoftball

## 2015 Synopsis

<b>2015 Overall Record</b>	16-37
<b>Home Record</b>	9-17
<b>Road Record</b>	5-11
<b>Neutral Site Record</b>	2-9
<b>2015 AAC Record</b>	7-11
<b>AAC Finish</b>	Fourth
<b>2015 AAC Tournament</b>	0-1
<b>Positional Players Returning/Lost</b>	13/3
<b>Pitchers Returning/Lost</b>	2/2
<b>Newcomers</b>	Four



# Staff Directory

Key Athletics Phone Listings (AC 252/737 Prefix unless otherwise noted)

## Administrative Staff

<b>JEFF COMPHER</b> , Director of Athletics	4502
<b>Jackie Daniels</b> , Mailroom/Copy Clerk	
<b>Jeanne LeBlanc-Lecce</b> , Administrative Support Associate	
<b>Vickie Revels</b> , Executive Assistant/Director of Athletics	

## External Staff

<b>SHELLEY BINEGAR</b> , Associate AD/External Operations/SWA	4945
<b>GREG HERRING</b> , Assistant AD/Marketing & Sales	4530
<b>Paul Dodson</b> , Director of Marketing	
<b>Susie Glynn</b> , Cheerleading Head Coach	
<b>Dorian Jackson</b> , Director of Creative Services	
<b>Kristin Jeffries</b> , Dance Team Head Coach	
<b>Whitney Marks</b> , Assistant Director of Marketing	
<b>Bill Staub</b> , Director of Athletic Brands	
<b>Katie Whitley</b> , Assistant Director of Marketing	
<b>Taylor Wooten</b> , Assistant Cheerleading Coach	
<b>TOM MCCLELLAN</b> , Assistant AD/Media Relations	4522
<b>Malcolm Gray</b> , Director of Athletics Media Relations	
<b>Jody Jones</b> , Associate Director of Athletics Media Relations	
<b>Suzanne Metcalf</b> , Administrative Assistant	
<b>Adam Miller</b> , Assistant Director of Athletics Media Relations	
<b>Chip Welch</b> , Assistant Director of Athletics Media Relations	
<b>J. BATT</b> , Senior Assoc. AD/Executive Director Pirate Club	4540
<b>Chase Blake</b> , Assistant Director of Development	
<b>Jared Brinkley</b> , Director of Development	
<b>LaTrenda Britt</b> , Administrative Support Associate	
<b>Sarita Cawiezell</b> , Administrative Assistant	
<b>Austin Collard</b> , Assistant Director of Development	
<b>Carl Evans</b> , Associate Athletics Director/Development	
<b>Mark Hessert</b> , Associate Athletics Director/Associate Executive Director	
<b>Erinn Latta</b> , Assistant Director of Development	
<b>Matt Maloney</b> , Assistant Athletics Director/Major Gifts	
<b>Drew Moeller</b> , Associate Director of Development	
<b>Will Nowadly</b> , Assistant Director of Communications	
<b>Shannon Padrick</b> , Special Projects/Membership Coordinator	
<b>Molly Pierce</b> , Development Coordinator	
<b>Beth Rose</b> , Data Entry Specialist	
<b>Kyle Verber</b> , Assistant Director of the Pirate Club	
<b>SCOTT LANE</b> , Assistant AD/Ticket Operations	4500
<b>Jacob Coggins</b> , Assistant Director of Ticket Operations	
<b>Erin Pierce</b> , Assistant Director of Ticket Operations	
<b>Jason Steinberg</b> , Director of Ticket Operations	
<b>Shanna Wentzler</b> , Assistant Director of Ticket Operations	
<b>GREG PIERCE</b> , Asst. AD/Video Services	1546
<b>Will Davis</b> , Assistant Director/Football Coordinator	
<b>Addison Harvey</b> , Coordinator of Football Video Operations	
<b>Brian Meador</b> , Creative Media Specialist	
<b>Sam Saunders</b> , Director of Technology	
<b>Brandon Smith</b> , Assistant Video Coordinator	

## Internal Staff

<b>NICK FLOYD</b> , Executive Associate Athletics Director	4503
<b>LEE WORKMAN</b> , Associate AD/Administration	4530
<b>Angie Lower</b> , Human Resources Coordinator	
<b>Sonni Minton</b> , Trademark Licensing & Administration Coordinator	
<b>BARRY BRICKMAN</b> , Director of Athletic Business/Budgets	4507
<b>Jamie Charles</b> , Accounting Technician	
<b>Barbara Flake</b> , Administrative Support Specialist	
<b>Gloria Gorham</b> , Administrative Support Specialist	
<b>Kevin Hale</b> , Accountant	
<b>Brittany Powell</b> , Accountant	
<b>Sheri Whitfield</b> , Athletics Accountant	
<b>JAMIE JOHNSON</b> , Associate AD/Compliance	4515
<b>David Lipay</b> , Director of Compliance	
<b>Kevin Nesfield</b> , Assistant Director of Compliance	
<b>MATT ATER</b> , Director of Athletic Equipment	4602
<b>Matt Holt</b> , Assistant Equipment Manager	
<b>Jeff Oliver</b> , Assistant Equipment Manager	
<b>J.J. MCLAMB</b> , Associate AD/Internal Operations	4694
<b>Kellen Altman</b> , Assistant Director of Operations	
<b>Josh Creel</b> , Assistant Sports Turf Manager	
<b>Trey Kriger</b> , Assistant Director of Operations	
<b>Dr. Gary Overton</b> , Assistant AD/Game Operations-Facilities	
<b>Joey Perry</b> , Director of Athletic Grounds	
<b>MIKE HANLEY</b> , Associate AD/Student Services	4603
<b>Krista Carano</b> , Assistant Athletic Trainer	
<b>Gwyn Carraway</b> , Athletic Insurance Coordinator	
<b>Nate Clark</b> , Associate Athletic Trainer	
<b>Ben Crawford</b> , Assistant Athletic Trainer	
<b>Katie Walsh Flanagan</b> , Director of Sports Medicine	
<b>Jake Moore</b> , Head Football Athletic Trainer	
<b>Sharon Rogers</b> , Associate Professor/Assistant Athletics Trainer	
<b>Brian Wiese</b> , Assistant Athletic Trainer	
<b>Zac Womack</b> , Head Athletic Trainer	
<b>Lauren Yaeger</b> , Assistant Athletic Trainer	
<b>Tracy Yoshikawa</b> , Assistant Athletic Trainer	
<b>JEFF CONNORS</b> , Assistant AD/Strength & Conditioning	1331
<b>Blaine Kinsley</b> , Assistant Strength & Conditioning Coach	
<b>Dan Millington</b> , Assistant Strength & Conditioning Coach	
<b>Matthew Slachetka</b> , Assistant Strength & Conditioning Coach	
<b>Robert Tate</b> , Assistant Strength & Conditioning Coach	
<b>Katelyn Woolfolk</b> , Assistant Strength & Conditioning Coach	
<b>DR. CAL CHRISTIAN</b> , Faculty Athletics Representative	4513
<b>NITA BOYCE</b> , Assistant AD/Student Development	4550
<b>Erica Banning</b> , Academic Coordinator	
<b>Jennifer Bonner</b> , Learning Specialist/Tutor Coordinator	
<b>Carlester Crumpler</b> , Academic Coordinator	
<b>Leigh Cunius</b> , Academic Coordinator	
<b>Abby DeHaas</b> , Academic Coordinator	
<b>Brian O'Hara</b> , Assistant Director of Student Development	
<b>Sue Parisher</b> , Academic Coordinator	
<b>Kathy Pittman</b> , Administrative Support Associate	
<b>Rebecca Wade</b> , Academic Coordinator	

# Primary Media Outlets

PRINT MEDIA	Mailing Address	City	Phone	Beat/Contact	Email	Web Site
Associated Press	4800 Six Forks Road, Suite 210	Raleigh, NC 27609	(919) 510-8937	Aaron Beard	abeard@ap.org	ap.org
Bonesville Media	106 Heverly Drive	Emerald Isle, NC 28594	(252) 444-1905	Danny Whitford	editor@bonesville.net	bonesville.net
East Carolinian	Old Cafeteria Complex	Greenville, NC 27858	(252) 328-9271	Tyler Kelbaugh	sports@theeastcarolinian.com	theeastcarolinian.com
Fayetteville Observer	P.O. Box 849	Fayetteville, NC 28302	(910) 486-3534	Bret Strelow	strelowb@fayobserver.com	fayobserver.com
Goldsboro News Argus	310 N. Berkeley Blvd.	Goldsboro, NC 27532	(919) 739-7842	Rudy Coggins	sports@newsargus.com	newsargus.com
Greenville Daily Reflector	P.O. Box 1967	Greenville, NC 27835	(252) 329-9595	Tony Castleberry	tcastleberry@reflector.com	reflector.com
Jacksonville Daily News	724 Bell Fork Rd.	Jacksonville, NC 28546	(910) 353-1171	Rick Scoppe	rick.scoppe@jdnnews.com	jdnnews.com
Kinston Free Press	2103 N. Queen Street	Kinston, NC 28501	(252) 527-3191	Bryan Hanks	bryanchanks@aol.com	kinston.com
New Bern Sun-Journal	P.O. Box 13948	New Bern, NC 28561	(252) 635-5669	Adam Thompson	adam.thompson@newbernsj.com	newbernsj.com
Raleigh News & Observer	P.O. Box 191	Raleigh, NC 27602	(919) 829-8938	Steve Ruinsky	sruinsky@newsobserver.com	newsobserver.com
Rocky Mount Telegram	P.O. Box 1080	Rocky Mount, NC 27803	(252) 407-9959	Jessie Nunery	jhnunery@rmttelegram.com	rockymounttelegram.com
Washington Daily News	217 N. Market Street	Washington, NC 27889	(252) 946-2144	David Cucchiarra	david.cucchiarra@thewashingtondailynews.com	thewashingtondailynews.com
Wilson Daily Times	P.O. Box 2447	Wilson, NC 27894	(252) 265-7808	Paul Durham	sports@wilsontimes.com	wilsontimes.com
RADIO	Mailing Address	City	Phone	Contact	Email	Web Site
Pirate IMG Sports Network	408 Evans St.	Greenville, NC 27858	(252) 737-0707	Meghan Heinchon	meghan.heinchon@img.com	imgcollege.com
WNCT-FM (107.9)	2929 Radio Station Rd.	Greenville, NC 27834	(252) 757-0011	Jeff Diamond	jeffd@1079wnct.com	1079wnct.com
WGHB-AM (1250)	P.O. Box 3333	Greenville, NC 27836	(252) 317-1250	Troy Dreyfus	troy@pirateradio1250.com	pirateradio1250.com
WRHD-FM (94.3)	1884 Arlington Blvd.	Greenville, NC 27834	(252) 355-1037	Henry Hinton	henry@ibxmmedia.com	943thegame.com
TELEVISION	Mailing Address	City	Phone	Contact	Email	Web Site
News14 Carolina	2505 Atlantic Avenue	Raleigh, NC 27604	(919) 882-4000	Mike Solarte	mike.solarte@news14.com	coastalnews14.com
WCTI-TV (ABC 12)	225 Glenburnie Dr.	New Bern, NC 28560	(252) 638-1212	Brian North	sports@wcti12.com	wcti12.com
WITN-TV (NBC 7)	P.O. Box 468	Washington, NC 27889	(252) 946-3131	Billy Weaver	billy.weaver@witn7.com	witn7.com
WNCT-TV (CBS 9)	3221 S. Evans St.	Greenville, NC 27834	(252) 355-8500	Brian Bailey	bailey@wnct.com	wnct.com
CONFERENCE	Mailing Address	City	Phone	Contact	Email	Web Site
American Athletic Conference	15 Park Row West	Providence, RI 02903	(401) 453-0660	Chevonne Mansfield	cmansfield@theamerican.org	TheAmerican.org

## Greenville Lodging and Dining

### Greenville Hotels/Motels

Best Western Suites	(252) 752-2378
Comfort Inn	(252) 355-0070
Courtyard by Marriott	(252) 329-2900
Days Inn	(252) 752-0214
East Carolina Inn	(252) 752-2122
Hampton Inn	(252) 355-7400
Quality Inn	(252) 758-5544
Hilton Greenville	(252) 355-5000
Holiday Inn Greenville	(252) 355-8300
Holiday Inn Express	(252) 754-8300
Residence Inn by Marriott	(252) 364-8999
Wingate Inn	(252) 355-4283

### Recommended Greenville Restaurants

A Tavola Market Café	(252) 321-5533
A.J. McMurphy's	(252) 355-7956
Basil's Restaurant & Pizzeria	(252) 353-5800
Bonfish Grill	(252) 754-0761
Buffalo Wild Wings	(252) 758-9191

Carolina Ale House	(252) 317-0005	Mi Cabana	(252) 931-9566
Cheddar's	(252) 321-1002	Moe's Southwest Grill	(252) 353-6637
Chico's	(252) 757-1666	Noodles and Company	(252) 756-6735
Chili's	(252) 355-7449	Olive Garden	(252) 321-7498
Chipotle Mexican Grill	(252) 558-1138	Panera Bread	(252) 317-8787
Corleone's	(252) 412-4722	Parker's BBQ	(252) 758-9215
CPW's	(252) 757-7756	Rucker John's	(252) 215-0011
Cubbie's	(252) 321-8091	Starlight Café	(252) 707-9033
Dickie's BBQ	(252) 535-0190	Texas Roadhouse	(252) 353-7427
East Coast Wings & Grill	(252) 752-9464	Tie Breakers	(252) 439-0555
Fajitas	(252) 353-8700	Wasabi 88	(252) 493-0510
Five Guys	(252) 364-1071	Winslow's Deli	(252) 364-8921
GK Café	(252) 752-7662	Zoës Kitchen	(252) 353-0485
Golden Corral	(252) 756-4412		
Hibachi Grill & Buffet	(252) 321-8882		
Highway 55	(252) 321-2117		
Kickback Jack's	(252) 329-0400		
Logan's Roadhouse	(252) 439-4313		
Longhorn Steakhouse	(252) 830-6100		
Marathon	(252) 752-3753		
Mayflower Seafood	(252) 321-6188		
McAlister's Deli	(252) 353-8000		
Mellow Mushroom	(252) 565-8220		

**ECU also encourages you to take advantage of the following pizza delivery, sandwich, chicken and fast food restaurants:**

Domino's, Little Caesar's Pizza, Marabella Old World Pizza, Papa John's Pizza, Pizza Hut, Pizza Inn, Chick Fil-A, Taco Bell, Subway, Jersey Mike's Subs, Firehouse Subs, Jimmy Johns, Bojangles, Zaxby's, Kentucky Fried Chicken, Burger King, Hardee's, McDonald's and Wendy's

# Media Guidelines

## To the Media

The East Carolina athletics media relations department looks forward to assisting in the coverage of Pirate softball for the 2016 season. Should you need additional information or assistance please contact the ECU Athletics Media Relations Office at (252) 737-4522.

## Credential Requests

Credentials for East Carolina home softball games are for working media only and are issued on a priority basis. All requests for both media and photo credentials must be made either in writing or via e-mail at least 24 hours in advance to Chip Welch, Assistant Director of Athletics Media Relations. Spouses, dates, children and non-workers are not permitted inside the press box. Credentials will be mailed if time permits, otherwise they will be left at will call in front of the ECU Softball Stadium. Requests from weekly newspapers and radio stations will be accepted only from those attending the games in a working capacity and will be filled on a space available basis. The ECU athletics media relations office reserves the right to revoke or deny working media credentials to any individual or organization at any time for any reason. All credentials are the property of East Carolina University and must be surrendered upon request.

## Photographers

Photographer credentials are limited. Accredited photographers may work along the first and third base lines only. Contact any member of the ECU Athletics Media Relations staff for information on designated areas at the ECU Softball Stadium.

## Radio

East Carolina will grant broadcasting rights to the official radio outlet of the visiting team. For phone lines, contact the ECU athletics media relations office at least one full week prior to the contest scheduled for broadcast.

## Parking

Media parking is available behind the first base line at Clark-LeClair Stadium in the parking lot area next to the Stewart Johnson Soccer Stadium on a first-come, first-served basis. Media overflow parking will be in the "W" parking lot located along the access road between the Cliff Moore Practice Facility heading up to Clark-LeClair Stadium or heading towards the Ward Sports Medicine Building. Media members will park closer to the baseball stadium inside the fence on the grass.


## Player and Coach Interviews

East Carolina practices are closed to the media and public. Players and coaches are available for interviews each day at the conclusion of practice. Practice times vary from week to week and media members wishing to conduct interviews with coaches or players should contact Chip Welch in the ECU Athletics Media Relations office at least 24 hours in advance. On game days, East Carolina players and head coach Courtney Oliver will be made available to the media outside the team's dugout following a brief cooling off period. The ECU locker room will remain closed.

## Press Box Services

On game day, rosters, game notes, lineups, fact books and statistics are available in the press box. Media requiring a phone line should contact the media relations office at least 72 hours in advance.

## Follow the Pirates

Behind the scenes coverage of East Carolina Softball can be found on Twitter (@ECUSoftball) all season. Detailed scoring updates will be tweeted on game day from the Pirates' scoreboard account (@ECU-scoreboard). Exclusive content can also be found on Facebook and the official website of East Carolina Athletics, [www.ECUPirates.com](http://www.ECUPirates.com). 

## ECU Athletics Media Relations Office



**Tom McClellan**  
Assistant Athletics Director  
for Media Relations



**Malcolm Gray**  
Director of Athletics  
Media Relations



**Jody Jones**  
Associate Director of  
Athletics Media Relations



**Adam Miller**  
Assistant Director of  
Athletics Media Relations



**Chip Welch**  
Assistant Director of  
Athletics Media Relations



**Suzanne Metcalf**  
Athletics Media Relations  
Administrative Assistant

### Key Phone Numbers (Area Code 252)

Media Relations	737-4522
Baseball Office	737-1985
Athletic Director's Office	737-4502
Ticket Office	328-2300
ECU Softball Stadium Press Box	737-4470

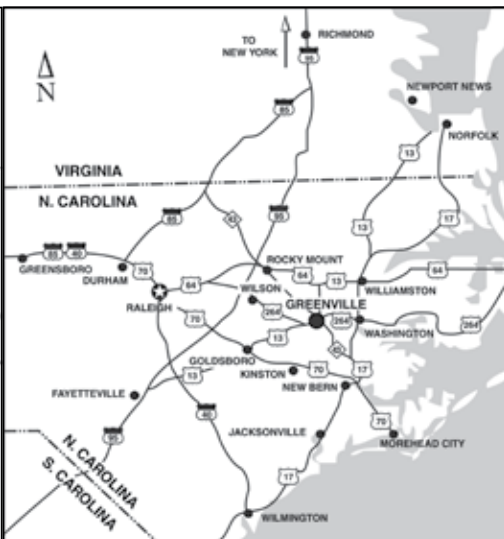
### Standard/Overnight Mailing Address

Athletic Media Relations Office  
319 Ward Sports Medicine Building  
Greenville, NC 27858

### Follow the Pirates Online

Official Website ..... [www.ECUPirates.com](http://www.ECUPirates.com)  
Facebook ..... [ECUathletics](https://www.facebook.com/ECUathletics)  
Twitter ..... [ECUathletics](https://twitter.com/ECUathletics)

# Getting to Greenville



## From the Tidewater (Va.) Area

**TAKE U.S. HIGHWAY 13** from Suffolk to Ahoskie, N.C. Take bypass around Ahoskie (N.C. Highway 11) and take N.C. Highway 11 to Greenville where it turns into Memorial Drive. Take Fifth Street to Cotanche Street and take a right. Take Cotanche, which turns into Charles Boulevard to Ficklen Drive and take a left. Minges Coliseum is up the hill on the right.

## From I-95 North

Take I-95 South to U.S. Highway 264 exit (Wilson, N.C.). Take a left at the end of the exit ramp and continue on U.S. Highway 264 past Wilson and head into Greenville. Take U.S. Highway 264 to Allen Road (second traffic light) and turn right. Allen Road turns into Greenville Boulevard. Take Greenville Boulevard to Charles Boulevard and take a left (ECU message board on corner). Take Charles Boulevard down hill (passing Clark-LeClair Stadium on the right) and turn right on Ficklen Drive. Minges Coliseum is up the hill on the right.

## From I-95 South

Take I-95 North to US 264 exit (Wilson, N.C.). Take a right and continue on U.S. Highway 264 past Wilson and head into Greenville. Take U.S. Highway 264 to Allen Road (second traffic light) and turn right. Allen Road turns into Greenville Boulevard. Take Greenville Boulevard to Charles Boulevard and take a left (ECU message board on corner). Take Charles Boulevard down hill (passing Clark-LeClair Stadium on the right) and turn right on Ficklen Drive. Minges Coliseum is up the hill on the right.

## From the Triangle Area

Take U.S. Highway 64 from Raleigh and head east. Exit right onto U.S. Highway 264 past Zebulon and head east past Wilson and toward Greenville. Take U.S. Highway 264 to Allen Road (second traffic light) and turn right. Allen Road turns into Greenville Boulevard. Take Greenville Boulevard to Charles Boulevard and take a left (ECU message board on corner). Take Charles Boulevard down hill (passing Clark-LeClair Stadium on the right) and turn right on Ficklen Drive. Minges Coliseum is up the hill on the right.

## From Wilmington

Take I-40 northwest to Wallace. Take right onto N.C. Highway 51 and head north through Chiquapin and Beulaville (about 20-25 miles). Get on N.C. Highway 241 in Beulaville and head about 10 miles north to Pink Hill, where you will pick up N.C. Highway 11. Take N.C. Highway 11 through downtown Kinston and into Greenville, where it turns into Memorial Drive. Take Memorial Drive to Greenville Boulevard and take a right. Take Greenville Boulevard to Charles Boulevard and take a left (ECU message board on corner). Take Charles Boulevard down hill (passing Clark-LeClair Stadium on the right) and turn right on Ficklen Drive. Minges Coliseum is up the hill on the right.

## Transportation

### Automobile Rentals

Avis	(252) 758-4797
Bill Askew Motors, Inc.	(252) 756-9102
Budget	(252) 321-1175
Enterprise	(252) 758-3400
Hertz	(252) 752-7518
Toyota Rent a Car	(252) 321-3000

### Taxi Service

Ace Cab Company	(252) 758-0888
Aladdin	(252) 439-9226
City Cab Company	(252) 758-2161
Courtesy Transportation	(252) 757-1558

### Commercial Air Service

American Airlines	(800) 433-7300
Delta Airlines	(800) 221-1212
Jet Blue	(800) 538-2583
Southwest Airlines	(800) 435-9792
United Airlines	(800) 864-8331
US Airways*	(800) 428-4322

\*offers daily commuter service to/from Greenville (PGV); remaining airlines service Raleigh-Durham (RDU)

# East Carolina University

**EAST CAROLINA UNIVERSITY** is a 108-year-old public university nationally recognized for preparing teachers and primary care physicians and for its cultural and performing arts programs.

It enrolls more than 28,000 undergraduate, graduate and doctoral students and is North Carolina's largest producer of initially licensed teachers and primary care physicians. Among the college and schools, East Carolina operates the Brody School of Medicine, School of Dental Medicine, College of Engineering and Technology, and a growing undergraduate Honors College.

Our motto is *Servire, or service.*

## Quick Facts

- **Military ties:** ECU is located near four major military bases, including Camp Lejeune and Fort Bragg, and in 2010 won the Freedom Award from the United State Department of Defense for its support of military families and service men and women.
- **Economic Muscle:** East Carolina's economic impact is estimated at \$2.8 billion statewide, with more than \$1.8 billion in eastern North Carolina.
- **Primary Care:** The Brody School of Medicine has consistently been ranked by the American Academy of Family Physicians among the top five (often No. 1) in the nation for the percentage of graduates who choose residencies in family medicine each year. The school is a national model for producing family physicians who practice in rural and underserved communities. Nearly 60 percent of Brody graduates remain in primary care five years after graduation – the highest percentage of any medical school in North Carolina.
- **Dental Medicine:** ECU dental students spend their fourth year training and serving patients at community service learning centers located in eight underserved areas across the state. The method prepares them to practice and also encourages engagement with rural communities. Our first class of graduates headed into practice or residency this summer.
- **Leading in Preparing Teachers:** ECU's Partnership East program, funded by a private sector grant, helps fill an urgent need for teachers in North Carolina's rural classrooms by providing scholarships allowing residents of rural communities to complete senior year teaching internships without leaving home. Seventy-five percent of Partnership East graduates are teaching in North Carolina and 94 percent of those are teaching in eastern North Carolina.
- **National Recognition:** East Carolina received the prestigious C. Peter Magrath Award for University/Community Engagement in 2012 from the Association of Public and Land Grant Universities for its partnership with and service to the citizens of West Greenville through the Lucille W. Gorham Intergenerational Center.
- **Improving Lives:** Dr. Sam Sears, a psychologist and researcher who is the world's authority on cardiac psychology, performs groundbreaking work to help cardiac patients improve their quality of life. His work toward the welfare of the human race won him the highest faculty honor in the UNC system, the O. Max Gardner Award, in 2013.



## Other Notables

East Carolina nurtures a culture of high academic achievement on campus, growing the Honors College from 90 to nearly 400 students in three years. In addition, we integrate public service into the custom learning experience of our highest performing students, immersing them in leadership and learning that requires service projects as part of the Honors College curriculum.

We are a highly diverse campus, with minorities making up 26 percent of our undergraduate, 31 percent of our medical and 26 percent of our dental students.

ECU's students are engaged and give back. More than 2,000 students completed nearly 45,000 hours of service to local agencies during the 2013-14 academic year.

Notable East Carolina alumni include Pulitzer Prize winners Rick Atkinson and Dan Neil; Emmy Award-winning composer Velton Ray Bunch; actresses Sandra Bullock, Beth Grant, and Emily Procter; BB&T chief operating officer Kelly King; former president and CEO of Blue Cross and Blue Shield of North Carolina Bob Greczyn; former North Carolina Secretary of State Janice Hardison Faulkner; Kevin Williamson, creator of "Scream," "I Know What You Did Last Summer" and "Dawson's Creek;" former U.S. Sen. Robert Morgan; Broadway star Manley Pope; and Golden Corral restaurant chain founder James Maynard. 🐾

**East Carolina University. Tomorrow starts here**®

# Chancellor

## Steve Ballard (Arizona '70)

**STEVE BALLARD JOINED** East Carolina University as its 10th Chancellor in the spring of 2004. He is now the longest serving Chancellor in the University of North Carolina System. Since coming to ECU, he has promoted student success as the first commitment of the public university. He has emphasized leadership at all levels of the university and championed the commitment of ECU to be the “Leadership University.” He has been a strong advocate for a mission driven university that is focused on service to our state and on regional transformation in eastern North Carolina.

Ballard was a member of the faculty for 25 years at the University of Oklahoma, University of Maine, and Bowling Green State University. He has served in administrative roles since 1986 and has served as a chief research officer, chief academic officer, or chancellor for 17 years. He created the Margaret Chase Smith Center for Public Policy at the University of Maine and served as its director for nine years.

He is proud to have a record at East Carolina University of bringing great leaders to the institution and of realizing a distinctive, bold, authentic mission for the university. Ballard credits the quality of his leadership team, faculty and staff for the notable steps ECU has taken in the past decade, including significant growth in enrollment, a new College of Engineering, a robust Honors College, the emergence of a full health sciences center that includes a new School of Dental Medicine with Community Service Learning Centers across North Carolina, and acceptance into a major athletic conference.



The university has been nationally recognized for its support of the military with the Freedom Award in 2010 and for its commitment to community engagement with the 2012 C. Peter McGrath Award from the Association of Public Land-Grant Universities. 🏆

### East Carolina University Administration

Steve Ballard	Chancellor
Ron Mitchelson	Provost
Phyllis Horns	Vice-Chancellor for Health Sciences
Rick Niswander	Vice-Chancellor for Administration and Finance
Chris Dyba	Vice-Chancellor for University Advancement
Virginia Hardy	Vice-Chancellor for Student Affairs
Chris Locklear	Chief of Staff
Donna Gooden Payne	University Counsel and Vice Chancellor for Legal Affairs
Mary Schulken	Executive Director of Communication, Public Affairs & Marketing
Jeff Compher	Director of Athletics

### 2015-16 ECU Board of Trustees

Edwin L. Clark	Greenville
Mark Copeland	University Park, Texas
Vern Davenport	Wake Forest
Deborah Davis	Richmond, Va.
Leigh Jeffreys Fanning	Greenville
Steven W. Jones	Raleigh
May Joyner, Jr.	Greenville
Kel Normann	Sanford
Bob Plybon	Greensboro
Danny R. Scott	Swansea, Ill.
Kieran Shanahan	Raleigh
Terry Yeagan	Willow Springs
Mark Matulewicz (SGA President)	Greenville

# Director of Athletics

## Jeff Compher

(James Madison '80)

**JEFF COMPHER, A** veteran collegiate athletics administrator with a documented history of developing champions in the classroom, in competition and in life, is in his third year instilling that vision of unparalleled broad-based success in a leadership role at East Carolina University.

Beginning with his first day on campus as ECU's Director of Athletics in April, 2013, Compher engaged student-athletes, coaches, staff and the Pirate Nation to embrace the role of moving forward and proactively plan for the challenges of the future. His return to the state of North Carolina has already delivered a foundation centered around the student-athlete experience, a deliberate focus on winning with integrity and an aggressive plan to promote the ECU Pirate brand and its values.

The final fundraising phase of the Smith-Williams Basketball Practice Facility and the initial launch of the department's Undaunted Strategic Plan were all completed under his direction during the 2013-14 academic year. In addition, Compher's first season of competition in Greenville was notable as the Pirate football program rolled to their second-highest victory total in school history, both basketball teams advanced to postseason play and the track and field squad captured Conference USA indoor and outdoor titles.

A year later he provided a guiding and supportive hand during East Carolina's inaugural campaign in the American Athletic Conference, which was highlighted by league championships in men's swimming and baseball. Cliff Godwin, who was Compher's first ECU head coaching hire, brought a high level of intensity and excitement back to Clark-LeClair Stadium during his debut as the Pirates' skipper – capping a 40-win season with a NCAA Regional appearance in 2015.

Despite his brief time in The American, Compher's executive leadership qualities were quickly recognized and valued by his colleagues who elected him as Chairman of the Athletic Directors Committee for 2016.

Compher's appointment at East Carolina ended a five-year tenure as associate vice president and director of athletics at Northern Illinois University.

Under Compher's direction, Huskie student-athletes excelled academically as all 17 of NIU's intercollegiate programs surpassed the NCAA's Academic Progress Rate every year during his stay at the DeKalb school that featured an enrollment of 22,000. His department also had seven Academic All-America selections, two National Football Foundation Scholar-Athletes, an NCAA Woman-of-the-Year finalist and three NCAA Post-graduate Scholarship winners.

NIU's success in the venues of competition mirrored those in the classroom as the Huskies captured a school-record four Mid-American Conference Championships in 2011-12 with football, men's soccer and volleyball bringing home titles in the fall, and men's tennis securing the league crown in the spring.



The Northern Illinois football team won its second-straight MAC crown in 2012 and became the first Mid-American Conference team to play in the Bowl Championship Series by gaining a berth in the Discover Orange Bowl.

An emphasis on long-range planning and the ability to work with constituencies within and outside the university community have become well-known staples of Compher's administrative and leadership skills over the past 16 years. Similar to his arrival at ECU, he led the development of a strategic plan in his first year at NIU in 2008, defining the mission, vision and values of the department while establishing goals and objectives for each unit.

His administrative efforts were recognized with his selection as one of four FBS Athletics Director-of-the-Year by the National Association of Collegiate Directors

of Athletics (NACDA) in the summer of 2013.

Compher arrived at NIU after nearly four years at the University of Washington, where he served as executive associate athletic director and was responsible for the general management and daily operations of the department. Prior to his move to the Pacific Northwest, Compher led the athletics program at Southern Conference member Western Carolina University from 2000 to 2004.

As associate and then senior associate athletic director at Vanderbilt University for four years, Compher directed nearly every area of the department, including external affairs from 1998 to 2000. Prior to that, he oversaw NCAA compliance, academic support, strength and conditioning, equipment and CHAMPS/Life Skills areas for the Commodores.

Compher spent 13 years in several different positions at North Carolina State University. As the Wolfpack's assistant athletic director from 1986 to 1992, he managed the student-athlete support services units, established the first life skills program and handled scheduling for the football and men's basketball teams. He was the assistant to the chancellor at NC State before moving back into athletics administration after relocating to Nashville.

His first position in collegiate administration was at NC State, where he was the assistant director of Housing and Residence Life from 1982 to 1986.

Throughout his career, Compher has continued his education, participating in the NACDA Management Institute (1998), the Sports Management Institute Executive Program (1998-99), the Division I-A Athletic Directors' Institute (2005 and 2006) and the U.S. Marine Corps Executive Forum (2015).

Compher, 57, earned his bachelor's degree in psychology from James Madison (Va.) University, where he was a football student-athlete, in 1980, and graduated with a master's degree in counseling and student personnel services from Shippensburg (Pa.) University in 1982.

He and his wife Cathy have two sons - C.J. and David. 🐾

# The American Athletic Conference

## #AmericanRising



**IN THE COURSE** of its first two seasons, the American Athletic Conference has taken a place at the forefront of intercollegiate athletics, earning a collection of national team and individual championships and football postseason wins that place The American among the elite Division I conferences.

The American consists of 12 prestigious institutions: the University of Central Florida, the University of Cincinnati, East Carolina University, the University of Connecticut, the University of Houston, the University of Memphis, the U.S. Naval Academy (in football only), the University of South Florida, Southern Methodist University, Temple University, Tulane University and the University of Tulsa.

Under the leadership of commissioner Mike Aresco, the American Athletic Conference has written an impressive list of accomplishments, both in and out of the competitive arena.

The league has produced three NCAA championship teams – UConn men's basketball in 2014 and UConn women's basketball in 2014 and 2015 – and two individuals who have won NCAA titles, most recently SMU's Bryson Dechambeau, who was the 2015 national champion in men's golf. Additionally, American Athletic Conference teams have advanced to the College World Series, the semifinal and final rounds of the NIT and the match play round of the NCAA Men's Golf Championship. Half of the conference's baseball-playing members reached the NCAA Championship in 2015, while The American had the best men's basketball postseason record of any conference in 2014, when conference teams were a combined 13-4. Teams from The American have registered top-10 national rankings in football, men's basketball, women's basketball, baseball, men's soccer and men's golf.

The American is quickly making its mark in professional sports as well, beginning with the selection of UCF quarterback Blake Bortles by the Jacksonville Jaguars with the No. 3 pick in the 2014 NFL Draft.

More recently, a number of American Athletic Conference athletes have been selected in the first round of the professional entry drafts in football, basketball, baseball and soccer. UConn's Cyle Larin was the No. 1 overall pick in the 2015 Major League Soccer SuperDraft as he was chosen by Orlando City SC. UCF's Romario Williams was taken by the Montreal Impact at No. 3, giving The American two of the top three picks in the draft. UConn's Sergio Campbell went at No. 19 to the Columbus Crew as the third pick from the conference in the first round.

In the 2015 NFL Draft, UCF's Breshad Perriman and UConn's Byron Jones were selected consecutively in the first round – Perriman to the Baltimore Ravens at No. 26 overall and Jones to the Dallas Cowboys at No. 27. It was the second straight year in which The American had at least two first-round selections.

UConn's Kaleena Mosqueda-Lewis was selected by the Seattle Storm with the No. 3 pick in the 2015 WNBA Draft, while UConn's Kiah Stokes went 11th overall to the New York Liberty.

Cincinnati outfielder Ian Happ, the 2015 American Athletic Conference Player of the Year, was chosen by the Chicago Cubs with the No. 9 overall pick in the 2015 Major League Baseball Draft.

In football, two American Athletic Conference football teams were ranked in the top 15 of the final 2013 *Associated Press* poll, while Memphis finished the season in the top 25 of the 2014 polls as the Tigers tied UCF and Cincinnati for the conference title. Six of the 12 teams that compete in The American in 2015 played in bowl games to cap the 2014 season as Memphis, Houston and Navy earned postseason victories.

Teams in The American have enjoyed almost unprecedented success since the conference's formation. Memphis finished with 10 wins in football for the first time since 1938. SMU advanced to the NCAA Men's Basketball Championship for the first time since 1993. UCF and Houston have both achieved top-10 rankings in baseball in the past two years. USF finished the 2014-15 season at No. 8 in the final men's golf national ranking. The UConn women's basketball team won its NCAA-record ninth and 10th national championships as a member of The American.


The American Athletic Conference holds media rights partnerships with *ESPN* and *CBS Sports* which give the conference outstanding national exposure on the two industry leaders in sports television. The football portion of the contract calls for nearly 90 percent of conference-controlled games on national broadcast or national cable platforms. The first American Athletic Conference Football Championship, which will be played Dec. 5, 2015, will be carried either on *ABC* or *ESPN* on Championship Saturday.

In men's basketball, the television deal calls for all conference-controlled games to be televised, with more than 63 percent slotted for national broadcast or national cable – a minimum of 107 games. The entire postseason tournament will be televised, including the championship game, which will be either on *ABC* or *ESPN*. Sixty percent of the American's women's basketball games will be carried on either national cable, regional sports networks or *ESPN3*, while the conference announced a multi-year agreement with *CBS Sports Network* for coverage of select baseball games.

American Athletic Conference teams have access to the pinnacle of college football's postseason structure. An American representative would be chosen for the College Football Playoff semifinals if it is among the top four teams in the CFP selection committee's final ranking. Otherwise, the league would place its champion in either the Vizio Fiesta Bowl or the Chick-fil-A Peach Bowl if it is ranked higher than the champions of Conference USA, the Mid-American Conference, the Mountain West Conference and the Sun Belt Conference.

Additionally, The American holds primary or secondary partnerships with 12 bowls for the current six-year cycle, ensuring multiple annual matchups against the nation's top conferences and providing desirable postseason destinations to member institutions and their fans.

The American Athletic Conference administers to its membership from a state-of-the-art office located in Providence, R.I. The location of the conference headquarters – just steps from the city's Amtrak station and 10 minutes from T.F. Green International Airport – gives the conference easy access to its member schools.

The conference headquarters is equipped with a complete video production studio, serving as the home of the American Digital Network, and small- and large-scale meeting rooms to accommodate the many coaches' and administrators' meetings held on-site each year. 

# Stadium



# ECU Softball Stadium



**A NEW ERA** began for Pirate softball in 2011 with the opening of the ECU Softball Stadium. The approximately \$4 million facility is one of the finest on the east coast. The facility is housed in the recently renamed Terry Holland Olympic Sports Complex.

The ECU Softball Stadium has a seating capacity of 1,000 with 200 purple chairback seats located directly behind home plate and 800 bleacher seats that stretch along each baseline. Right-center field features a state-of-the-art video board, allowing for in-game replays, and scoreboard.

For fans who cannot attend every home game, a high-definition three-camera system is utilized for live streaming during events. Cameras are positioned behind home plate and down the first and third-base lines.

The surface behind home plate and in front of the dugouts is red Mondo track with a Field Turf strip running along the lines near the bases and giving way to natural grass throughout the outfield.

Also part of the facility are three covered batting cages outside the right field fence that allow ECU to hit during all weather conditions. Both the home and visiting sides of the stadium have bullpens for teams

to use with three mounds in each. The pitching rubbers are anchored in dirt, but Field Turf is the surface for the rest of the pen.

Beyond the outfield wall from left to left-center field are flags representing the other C-USA softball institutions. On the wall in left center are banners showcasing the Pirates' championships and NCAA Regional appearances.

For those covering Pirate softball, a press box rises behind the purple chairback seats. The press box is fully air conditioned and carpeted, has two radio booths (one for home and one for visitors), a television booth and a camera well.

Amenities for those in attendance include a concession stand and ample restroom facilities. 🐉



# Stadium Facts



## Quick Facts

Capacity	1,000
Opened	2011
Dimensions	200-220-200

## Events Hosted

2011 Conference USA Tournament

## Highest Attended Games

April 8, 2015	vs. NC State	861
May 14, 2011	vs. Tulsa	844
April 30, 2011	vs. Houston	673
Feb. 19, 2011	vs. Hofstra	658
Feb. 7, 2015	vs. South Carolina	614

## East Carolina Softball Stadium Firsts

<b>Pitch</b>	Toni Paisley <i>(ball vs. UNCW Feb. 16, 2011)</i>
<b>Single</b>	Kristi Oshiro <i>(bottom 1st vs. UNCW Feb. 16, 2011)</i>
<b>Double</b>	Kristi Oshiro <i>(bottom 2nd vs. UNCW Feb. 16, 2011)</i>
<b>Triple</b>	Abby Wynne <i>(bottom 6th vs. UNCW Feb. 16, 2011)</i>
<b>Home Run</b>	Jasmine Robbins <i>(bottom 2nd vs. St. John's Feb. 20, 2011)</i>
<b>RBI</b>	Priscilla Velasquez <i>(bottom 1st vs. UNCW Feb. 16, 2011)</i>
<b>Run Scored</b>	Kristi Oshiro <i>(bottom 1st vs. UNCW Feb. 16, 2011)</i>
<b>Strikeout</b>	UNCW's Allison Lanouette <i>(top 1st vs. UNCW Feb. 16, 2011)</i>
<b>Walk</b>	Sissy Jimenez <i>(bottom 2nd vs. UNCW Feb. 16, 2011)</i>
<b>Hit by Pitch</b>	UNCW's Nicole Tuttle <i>(top 1st vs. UNCW Feb. 16, 2011)</i>
<b>Stolen Base</b>	Rebecca Lee <i>(bottom 4th/second base vs. UNCW Feb. 16, 2011)</i>
<b>East Carolina Win</b>	8-0 <i>(vs. UNCW Feb. 16, 2011)</i>



Chancellor Steve Ballard prepares to throw out one of the ceremonial first pitches at the opening game of the ECU Softball Stadium.

# Pirate Traditions



## Why Pirates?

The Pirate, a symbol and namesake for East Carolina University's athletic teams, was adopted from the legend and lore of coastal North Carolina and was a natural choice for a nickname when intercollegiate athletics began at the school in the 1930s.

Pirates, fierce and colorful were prominent in the early 18th century. The state's Outer Banks which jut far out into the Atlantic were ideal hideouts for these legendary gangsters of the high seas. Many had homes and families in the small villages along the coast.

Edward Teach, best known as "Blackbeard" was an infamous resident of eastern North Carolina. He had a house at Ocracoke and an inland home at Bath near the Pamlico Sound.

East Carolina University's interest in pirates and sea lore began in 1934. That year, the *Tecoan*, the yearbook for what was then East Carolina Teachers College, carried pirates as its theme. The pages were filled with paintings and sketches of patched eye buccaneers, tall ships and buried treasure. The book referred to the tales of "Teachy the Pirate" often told by natives in the historic town of Bath.

The men's varsity team, at the time, was known as "The Teachers," a lackluster band of athletes who had won only two football games in three seasons of existence. The students' interest in pirates grew quickly and resulted in changing the name of the team to capture the romantic appeal of the early sea adventures. The change brought so much enthusiasm that in the following year, 1935, the Pirate football team performed much better, winning three of its six games.

Prior to the introduction of intercollegiate football in 1932, the ECTC Athletic Association fielding teams in basketball, tennis, baseball and archery, was content with the more classical nicknames. A 1930-31 Handbook for ECTC listed the two teams that made up the Athletic Association as the Olympians and the Athenians. Their colors were purple and gold (the same as today's colors) and the mascot was a wildcat.

Other uses of the pirate theme began in the 1940s with a literary magazine named "Pieces of Eight." The name, however, was later changed to "Rebel." ECU's faculty and staff newsletter uses the name "Pieces of Eight" today.

The college yearbook became the "Buccaneer" in the 1950s and the pirate symbol, the face of a bearded, patched-eye character with a crossed bone emblem on his hat, was added to the official school seal in the mid 1960s.

## The Mascot

The athletic mascot continues to evolve. The bigger-than-life pirate cartoon figure enjoyed by ECU fans today is a 1983 creation. At first this swaggering, tough-guy creation was called "Pee Dee," named after a river that extends through parts of North and South Carolina. Today, the mascot responds to several names - Mr. Pirate, Pee Dee, Pete — as long as the name is spoken with respect. Be careful! He carries a cutlass.

Pete, by the way, is another story. Pete was an unofficial dog mascot, but only for a few years in the mid-1970s. Pete resembled the dog in the "Little Rascals" movies and carried the reputation of a back-alley brawler with an intense dislike for rams (the mascot at the University of North Carolina at Chapel Hill) and wolves (the mascot at N.C. State University). During Pete's time, the defensive players on the Pirate's football team were called the "wild dogs" because the players performed like a vicious pack of them.

Other mascots have included students dressed as parrots and pirates. A live wildcat was the mascot in 1930-31.

## School Colors

The school colors for East Carolina University — purple and gold — go back to the time when the first students arrived on campus in 1909. ECU historian Dr. Mary Jo Bratton, the author of "East Carolina University The Formative Years 1907 - 1982," said the selection of school colors represented one of the first traditions established by the students. In the early fall of 1909 the administration asked students for their suggestions on school colors. Old gold and royal purple won the vote.

In the following year, the colors carried over to the school's first baseball team, a club team, that won most of its games. According to Bratton the opening game produced a 6-2 win for East Carolina against a local Greenville team. The newspaper account of the game credited the effective cheering of the young ladies of the school for "winning the victory for the purple and gold." 🏆

# Opponents



# 2016 Opponents

## Virginia Cavaliers

February 12 (Tempe, Ariz.)



**Location** ..... Charlottesville, Va.  
**Founded** ..... 1819  
**Enrollment** ..... 21,800  
**President** ..... Dr. Teresa A. Sullivan  
**Director of Athletics** ..... Craig Littlepage  
**Conference** ..... Atlantic Coast Conference  
**Colors** ..... Orange and Blue  
**Stadium** ..... The Park (475)  
**Head Coach** ..... Blake Miller  
**Record at School** ..... 24-83

**Career Record** ..... 120-149  
**Assistant Head Coach** ..... Heidi Freitag-Kirkaldy  
**Assistant Coach** ..... Joe Morabito  
**2015 Record** ..... 16-40  
**Conference Record (Finish)** ..... 4-20 (11th)  
**2015 Postseason** ..... N/A  
**Softball SID** ..... Bill Bunting  
**Office Phone** ..... (434) 982-5535  
**Email** ..... wmb8b@virginia.edu  
**Website** ..... www.virginiasports.com

## Seattle Redhawks

February 12 (Tempe, Ariz.)



**Location** ..... Seattle, Wash.  
**Founded** ..... 1891  
**Enrollment** ..... 7,900  
**President** ..... Fr. Stephen V. Sundborg, S.J.  
**Director of Athletics** ..... Dr. William Hogan  
**Conference** ..... Western Athletic  
**Colors** ..... Red and White  
**Stadium** ..... Logan Field  
**Head Coach** ..... Geoff Hirai  
**Assistant Coach** ..... Brandi Gordon

**Record at School** ..... First Year  
**Career Record** ..... First Year  
**2015 Record** ..... 16-36  
**Conference Record (Finish)** ..... 4-10 (5th)  
**2015 Postseason** ..... N/A  
**Softball SID** ..... Mollie Hanke  
**Office Phone** ..... (206) 296-2490  
**Email** ..... hankem@seattleu.edu  
**Website** ..... www.goseattleu.com

## UC Riverside Highlanders

February 13 (Tempe, Ariz.)



**Location** ..... Riverside, Calif.  
**Founded** ..... 1954  
**Enrollment** ..... 21,297  
**Chancellor** ..... Kim Wilcox  
**Director of Athletics** ..... Jim Wooldridge  
**Conference** ..... Big West  
**Nickname** ..... Highlanders  
**Colors** ..... Blue and Gold  
**Stadium** ..... Amy S. Harrison Field (600)  
**Head Coach** ..... Linda Garza (Fourth Season)

**Record at School** ..... 83-82  
**Career Record** ..... 114-112  
**Assistant Coaches** ..... Jodie Cox, Jose Ortega  
**2015 Record** ..... 39-17  
**Conference Record (Finish)** ..... 11-10 (5th)  
**2015 Postseason** ..... N/A  
**Softball SID** ..... Koby Padgett  
**Office Phone** ..... (803) 777-8017  
**Email** ..... kpadgett@sc.edu  
**Website** ..... GamecocksOnline.com

## Arizona State Sun Devils

February 13 (Tempe, Ariz.)



**Location** ..... Tempe, Ariz.  
**Founded** ..... 1885  
**Enrollment** ..... 82,000  
**President** ..... Dr. Michael Crow  
**Director of Athletics** ..... Ray Anderson  
**Conference** ..... Pac 12  
**Colors** ..... Maroon and Gold  
**Stadium** ..... Farrington Stadium (1,535)  
**Co-Interim Head Coaches** ..... Robert Wagner,  
 Letty Olivarez

**Record at School** ..... N/A  
**Career Record** ..... N/A  
**Assistant Coaches** ..... Kristen Brown (Miller)  
**2015 Record** ..... 36-22  
**Conference Record (Finish)** ..... 12-11 (4th)  
**2015 Postseason** ..... NCAA Baton Rouge Regional  
**Softball SID** ..... Jeremy Hawkes  
**Office Phone** ..... (480) 965-9544  
**Email** ..... jdhawkes@asu.edu  
**Website** ..... www.thesundevils.com

# 2016 Opponents

## Nevada Wolfpack



February 14 (Tempe, Ariz.)

**Location** ..... Reno, Nev.  
**Founded** ..... 1874  
**Enrollment** ..... 21,000  
**President** ..... Dr. Marc Johnson  
**Director of Athletics** ..... Doug Knuth  
**Conference** ..... Mountain West  
**Colors** ..... Navy and Silver  
**Stadium** ..... Hixson Softball Park (1,000)  
**Head Coach** ..... Matt Meuchel  
**Record at School** ..... 164-202

**Career Record** ..... Same  
**Assistant Coaches** ..... Andy Dominique,  
 Josh Taylor  
**2015 Record** ..... 16-37  
**Conference Record (Finish)** ..... 6-18 (8th)  
**2015 Postseason** ..... N/A  
**Softball SID** ..... Peter Long  
**Office Phone** ..... (775) 682-6984  
**Email** ..... plong@unr.edu  
**Website** ..... www.nevadawolfpack.com

## Charlotte 49ers



February 17 (Charlotte, N.C.)

**Location** ..... Charlotte, N.C.  
**Founded** ..... 1946  
**Enrollment** ..... 27,251  
**Chancellor** ..... Dr. Philip Dubois  
**Director of Athletics** ..... Judy Rose  
**Conference** ..... Conference USA  
**Colors** ..... Green and White  
**Stadium** ..... Phillips Softball Complex (300)  
**Head Coach** ..... Aimee Devos  
**Record at School** ..... 535-598-2

**Career Record** ..... Same  
**Assistant Coaches** ..... Mendy McKenzie, Laura Valentino  
**2015 Record** ..... 24-27  
**Conference Record (Finish)** ..... 10-13 (4th, West Division)  
**2015 Postseason** ..... N/A  
**Softball SID** ..... Caitie Smith  
**Office Phone** ..... (704) 687-1025  
**Email** ..... csmit532@unccc.edu  
**Website** ..... www.charlotte49ers.com

## UMass Minutewomen



February 19 (Greenville, N.C.)

**Location** ..... Amherst, Mass.  
**Founded** ..... 1863  
**Enrollment** ..... 27,019  
**Chancellor** ..... Dr. Kumble Subbaswamy  
**Director of Athletics** ..... Ryan Bamford  
**Conference** ..... Atlantic 10  
**Colors** ..... Maroon and White  
**Stadium** ..... UMass Softball Complex (1,000)  
**Head Coach** ..... Kristi Stefanoni  
**Record at School** ..... 31-50-1

**Career Record** ..... Same  
**Assistant Coaches** ..... Kaitiin Inglesby,  
 Victoria Hayward  
**2015 Record** ..... 15-28  
**Conference Record (Finish)** ..... 8-14 (8th)  
**2015 Postseason** ..... N/A  
**Softball SID** ..... TBD  
**Office Phone** ..... (413) 406-6434  
**Email** ..... TBD  
**Website** ..... www.umassathletics.com

## Bucknell Bison



February 19-21 (Greenville, N.C.)

**Location** ..... Lewisburg, Pa.  
**Founded** ..... 1846  
**Enrollment** ..... 3,500  
**President** ..... Dr. John C. Bravman  
**Director of Athletics** ..... John P. Hardt  
**Conference** ..... Patriot League  
**Colors** ..... Blue and Orange  
**Stadium** ..... Becker Field (500)  
**Head Coach** ..... Courtney Foster  
**Record at School** ..... First Season

**Career Record** ..... Same  
**Assistant Coaches** ..... Brie Carmack, Marissa Myers  
**2015 Record** ..... 35-20  
**Conference Record (Finish)** ..... 12-6 (2nd)  
**2015 Postseason** ..... N/A  
**Softball SID** ..... Matt Jackson  
**Office Phone** ..... (570) 577-1835  
**Email** ..... mj010@bucknell.edu  
**Website** ..... www.bucknellbison.com

# 2016 Opponents

## St. Francis (Pa.) Red Flash



February 20 and 21 (Greenville, N.C.)

<b>Location</b> .....	Loretto, Pa.	<b>Career Record</b> .....	122-121
<b>Founded</b> .....	1847	<b>Assistant Coaches</b> .....	Patrick Swift, Davina Kachnovitz
<b>Enrollment</b> .....	2,300	<b>2015 Record</b> .....	31-19
<b>President</b> .....	Fr. Malachi Van Tassell, T.O.R.	<b>Conference Record (Finish)</b> .....	9-7 (5th)
<b>Director of Athletics</b> .....	Bob Krimmel	<b>2015 Postseason</b> .....	N/A
<b>Conference</b> .....	Northeast	<b>Softball SID</b> .....	Paul Marboe
<b>Colors</b> .....	Red and White	<b>Office Phone</b> .....	(814) 472-3916
<b>Stadium</b> .....	Red Flash Field	<b>Email</b> .....	pmarboe@francis.edu
<b>Head Coach</b> .....	Jennifer Patrick-Swift	<b>Website</b> .....	www.sfuathletics.com
<b>Record at School</b> .....	104-98		

## Notre Dame Fighting Irish



February 26 (Kissimmee, Fla.)

<b>Location</b> .....	Notre Dame, Ind.	<b>Career Record</b> .....	Same
<b>Founded</b> .....	1863	<b>Associate Coaches</b> .....	Kris Ganeff, Lizzy Ristano
<b>Enrollment</b> .....	12,179	<b>2015 Record</b> .....	42-15
<b>President</b> .....	Rev. John I. Jenkins, C.S.C.	<b>Conference Record (Finish)</b> .....	17-6 (3rd)
<b>Director of Athletics</b> .....	Jack Swarbrick	<b>2015 Postseason</b> .....	NCAA South Bend Regional
<b>Conference</b> .....	Atlantic Coast	<b>Softball SID</b> .....	Tony Jones
<b>Colors</b> .....	Blue and Gold	<b>Office Phone</b> .....	(574) 631-1762
<b>Stadium</b> .....	Melissa Cook Stadium (1,250)	<b>Email</b> .....	ajones25@nd.edu
<b>Head Coach</b> .....	Deanna Gumpf	<b>Website</b> .....	www.und.com
<b>Record at School</b> .....	591-235-1		

## Bryant Bulldogs



February 26 (Kissimmee, Fla.)

<b>Location</b> .....	Smithfield, R.I.	<b>Career Record</b> .....	Same
<b>Founded</b> .....	1863	<b>Assistant Coaches</b> .....	Aubrey Mable, Chris Morgan
<b>Enrollment</b> .....	3,347	<b>2015 Record</b> .....	17-32
<b>President</b> .....	Hon. Ronald K. Machtley	<b>Conference Record (Finish)</b> .....	8-8 (6th)
<b>Director of Athletics</b> .....	Bill Smith	<b>2015 Postseason</b> .....	N/A
<b>Conference</b> .....	Northeast	<b>Softball SID</b> .....	Megan Sewell
<b>Colors</b> .....	Black, Gold and White	<b>Office Phone</b> .....	(401) 232-6558
<b>Stadium</b> .....	Bryant University Softball Park (700)	<b>Email</b> .....	msewall1@bryant.edu
<b>Head Coach</b> .....	Shayne Lilito	<b>Website</b> .....	www.bryantbulldogs.com
<b>Record at School</b> .....	49-54		

## North Florida Ospreys



February 27 (Kissimmee, Fla.)

<b>Location</b> .....	Jacksonville, Fla.	<b>Career Record</b> .....	293-375
<b>Founded</b> .....	1965	<b>Assistant Coach</b> .....	Ashley Iveson
<b>Enrollment</b> .....	16,252	<b>2015 Record</b> .....	31-28
<b>President</b> .....	John Delaney	<b>Conference Record (Finish)</b> .....	13-11 (4th)
<b>Director of Athletics</b> .....	Lee Moon	<b>2015 Postseason</b> .....	N/A
<b>Conference</b> .....	Atlantic Sun	<b>Softball SID</b> .....	Jonathan Harkey
<b>Colors</b> .....	Navy and Gray	<b>Office Phone</b> .....	(904) 620-4025
<b>Stadium</b> .....	UNF Softball Complex (500)	<b>Email</b> .....	j.harkey@unf.edu
<b>Head Coach</b> .....	Marcie Hickey	<b>Website</b> .....	www.unfospreys.com
<b>Record at School</b> .....	200-180		

# 2016 Opponents

## Yale Bulldogs



February 27 (Kissimmee, Fla.)

**Location** ..... New Haven, Conn.  
**Founded** ..... 1701  
**Enrollment** ..... 6,100  
**President** ..... Peter Salovey  
**Director of Athletics** ..... Tom Beckett  
**Conference** ..... Ivy League  
**Colors** ..... Yale Blue and White  
**Stadium** ..... DeWitt Family Field (350)  
**Head Coach** ..... Jen Goodwin  
**Record at School** ..... 29-93

**Career Record (Division I)** ..... 46-113  
**Associate Head Coach** ..... Barbara Reinalda  
**Assistant Coach** ..... Sara Holland  
**2015 Record** ..... 11-23  
**Conference Record (Finish)** ..... 5-14 (4th, North)  
**2015 Postseason** ..... N/A  
**Softball SID** ..... Tim Bennett  
**Office Phone** ..... (203) 432-1457  
**Email** ..... timothy.bennett@yale.edu  
**Website** ..... www.yalebulldogs.com

## Morgan State Bears



February 28 (Kissimmee, Fla.)

**Location** ..... Baltimore, Md.  
**Founded** ..... 1867  
**Enrollment** ..... 7,800  
**President** ..... Dr. David Wilson  
**Director of Athletics** ..... Floyd Kerr  
**Conference** ..... Mid-Eastern Athletic  
**Colors** ..... Orange and Blue  
**Stadium** ..... Lois T. Murray Field  
**Head Coach** ..... Larry Hineline  
**Record at School** ..... 8-30

**Career Record** ..... Same  
**Assistant Coaches** ..... Robert Ullman,  
 Myron Vanterpool  
**2015 Record** ..... 8-30  
**Conference Record (Finish)** ..... 7-10 (Fifth, North)  
**2015 Postseason** ..... N/A  
**Softball SID** ..... Kevin Paige  
**Office Phone** ..... (443) 885-3009  
**Email** ..... ravenspr26@aol.com  
**Website** ..... www.morganstatebears.com

## Villanova Wildcats



March 4 (Clearwater, Fla.)

**Location** ..... Villanova, Pa.  
**Founded** ..... 1842  
**Enrollment** ..... 6,390  
**President** ..... Rev. Peter M. Donohue, O.S.A.  
**Director of Athletics** ..... Mark Jackson  
**Conference** ..... Big East  
**Colors** ..... Blue and White  
**Stadium** ..... Villanova Softball Complex (500)  
**Head Coach** ..... Maria DiBernardo  
**Record at School** ..... 786-696-10

**Career Record** ..... Same  
**Assistant Coaches** ..... Sheri Donley, Jessica Vetock  
**2015 Record** ..... 24-30  
**Conference Record (Finish)** ..... 9-12 (5th)  
**2015 Postseason** ..... N/A  
**Softball SID** ..... Tom Zulewski  
**Office Phone** ..... (610) 519-7579  
**Email** ..... thomas.zulewski@villanova.edu  
**Website** ..... www.villanova.com

## Detroit Titans



March 4 (Clearwater, Fla.)

**Location** ..... Detroit, Mich.  
**Founded** ..... 1877  
**Enrollment** ..... 5,200  
**President** ..... Dr. Antoine M. Garibaldi  
**Director of Athletics** ..... Robert C. Vowels, Jr.  
**Conference** ..... Horizon League  
**Colors** ..... Red, White and Blue  
**Stadium** ..... Buysse Ballpark  
**Head Coach** ..... John Conway  
**Record at School** ..... 10-40

**Career Record** ..... 347-314-2  
**Assistant Coaches** ..... Shanyan McIntyre, Chad Schatz  
**2015 Record** ..... 10-40  
**Conference Record (Finish)** ..... 6-14 (8th)  
**2015 Postseason** ..... N/A  
**Softball SID** ..... James Tinkey  
**Office Phone** ..... (313) 993-1745  
**Email** ..... tinkeyja@udmercy.edu  
**Website** ..... www.detroittitans.com

# 2016 Opponents

## Sam Houston State Bearkats

March 5 (Clearwater, Fla.)



**Location** ..... Huntsville, Texas  
**Founded** ..... 1879  
**Enrollment** ..... 19,710  
**President** ..... Dr. Dana G. Hoyt  
**Director of Athletics** ..... Bobby Williams  
**Conference** ..... Southland  
**Colors** ..... Orange and White  
**Stadium** ..... Bearkat Softball Complex (400)  
**Head Coach** ..... Bob Brock  
**Record at School** ..... 362-385-13

**Career Record** ..... 1,093-686-1  
**Assistant Coaches** ..... Katy Adair,  
 Garrett Valis  
**2015 Record** ..... 19-28  
**Conference Record (Finish)** ..... 10-15 (9th)  
**2015 Postseason** ..... N/A  
**Softball SID** ..... Paul Ridings  
**Office Phone** ..... (936) 294-1764  
**Email** ..... ridings@shsu.edu  
**Website** ..... www.gobearkats.com

## Central Michigan Chippewas

March 5 (Clearwater, Fla.)



**Location** ..... Mount Pleasant, Mich.  
**Founded** ..... 1892  
**Enrollment** ..... 27,069  
**President** ..... Dr. George E. Ross  
**Director of Athletics** ..... Dave Heeke  
**Conference** ..... Mid-American  
**Colors** ..... Maroon and Gold  
**Stadium** ..... Margo Jonker Stadium (1,000)  
**Head Coach** ..... Margo Jonker  
**Record at School** ..... 1,161-712-5

**Career Record** ..... Same  
**Assistant Coaches** ..... Joanna Lane,  
 Jessica Bracamonte  
**2014 Record** ..... 27-23  
**Conference Record (Finish)** ..... 12-8 (2nd, West)  
**2015 Postseason** ..... N/A  
**Softball SID** ..... Maria Rivera  
**Office Phone** ..... (989) 774-3277  
**Email** ..... schmi2ma@cmich.edu  
**Website** ..... www.cmuchippewas.com

## Illinois Fighting Illini

March 6 (Clearwater, Fla.)



**Location** ..... Champaign-Urbana, Ill.  
**Founded** ..... 1867  
**Enrollment** ..... 44,942  
**President** ..... Timothy L. Killeen  
**Director of Athletics** ..... Mike Thomas  
**Conference** ..... Big Ten  
**Colors** ..... Orange and Blue  
**Stadium** ..... Eichelberger Field (1,500)  
**Head Coach** ..... Tyra Perry  
**Record at School** ..... First Season

**Career Record** ..... 409-388-1  
**Associate Head Coach** ..... Kassie Stanfill  
**Assistant Coach** ..... Laura Trout  
**2015 Record** ..... 26-27  
**Conference Record (Finish)** ..... 14-9 (5th)  
**2015 Postseason** ..... N/A  
**Softball SID** ..... Libby Knight  
**Office Phone** ..... (217) 265-8171  
**Email** ..... eknight2@illinois.edu  
**Website** ..... www.fightingillini.com

## FIU Panthers

March 8 (Miami, Fla.)



**Location** ..... Miami, Fla.  
**Founded** ..... 1965  
**Enrollment** ..... 54,000  
**President** ..... Dr. Mark B. Rosenberg  
**Director of Athletics** ..... Pete Garcia  
**Conference** ..... Conference USA  
**Colors** ..... Blue and Gold  
**Stadium** ..... FIU Softball Stadium (300)  
**Head Coach** ..... Gator Rebhan  
**Record at School** ..... 30-24

**Career Record** ..... Same  
**Assistant Coaches** ..... Brittany MacFawn,  
 Meaghan Asselta  
**2015 Record** ..... 30-24  
**Conference Record (Finish)** ..... 10-14 (5th, East)  
**2015 Postseason** ..... N/A  
**Softball SID** ..... TBD  
**Office Phone** ..... (305) 348-2084  
**Email** ..... TBD  
**Website** ..... www.fiusports.com

# 2016 Opponents

## Northern Kentucky Norse

March 11 (Clearwater, Fla.)



**Location** ..... Highland Heights, Ky.  
**Founded** ..... 1968  
**Enrollment** ..... 15,200  
**President** ..... Geoffrey Mearns, J.D.  
**Director of Athletics** ..... Ken Bothof  
**Conference** ..... Atlantic Sun  
**Colors** ..... Black, Gold and White  
**Stadium** ..... Frank Ignatius Green Field (500)  
**Head Coach** ..... Kathryn Gleason  
**Record at School** ..... First Season

**Career Record** ..... 74-74-1  
**Assistant Coach** ..... Shana Madura  
**2015 Record** ..... 6-42  
**Conference Record (Finish)** ..... 1-20 (8th)  
**2015 Postseason** ..... N/A  
**Softball SID** ..... Mike Anderson  
**Office Phone** ..... (859) 572-7659  
**Email** ..... andersonm3@nku.edu  
**Website** ..... www.nkunorse.com

## Bowling Green Falcons

March 11 (Clearwater, Fla.)



**Location** ..... Bowling Green, Ohio  
**Founded** ..... 1910  
**Enrollment** ..... 17,558  
**President** ..... Dr. Mary Ellen Maze  
**Director of Athletics** ..... D. Christopher Kingston  
**Conference** ..... Mid-American  
**Colors** ..... Orange and Brown  
**Stadium** ..... Meserve Softball Field  
**Head Coach** ..... Sarah Willis  
**Record at School** ..... First Season

**Career Record** ..... First Season  
**Assistant Coaches** ..... Brittany Lastrapes,  
 Tiffany Ricks, Kolleen Kopchak  
**2015 Record** ..... 20-28  
**Conference Record (Finish)** ..... 8-14 (5th, East Division)  
**2015 Postseason** ..... N/A  
**Softball SID** ..... Mike Cihon  
**Office Phone** ..... (419) 372-0474  
**Email** ..... mjcihon@bgsu.edu  
**Website** ..... www.bgsufalcons.com

## New Mexico State Aggies

March 12 (Clearwater, Fla.)



**Location** ..... Las Cruces, N.M.  
**Founded** ..... 1888  
**Enrollment** ..... 15,829  
**President** ..... Dr. Garrey Caruthers  
**Director of Athletics** ..... Mario Moccia  
**Conference** ..... Western Athletic  
**Colors** ..... Crimson and White  
**Stadium** ..... New Mexico State Softbal Complex (1,050)  
**Head Coach** ..... Kathy Rodolph  
**Record at School** ..... 369-320  
**Career Record** ..... 565-412

**Associate Head Coach** ..... Catherine Heifner  
**Assistant Coaches** ..... Stef Ewing  
**2015 Record** ..... 47-16  
**Conference Record (Finish)** ..... 14-1 (Regular Season/  
 Tournament Champion)  
**2015 Postseason** ..... NCAA Tuscon Regional  
**Softball SID** ..... Cari Gold  
**Office Phone** ..... (575) 646-3269  
**Email** ..... gold@nmsu.edu  
**Website** ..... www.nmstatesports.com

## Southern Illinois Salukis

March 12 (Clearwater, Fla.)



**Location** ..... Carbondale, Ill.  
**Founded** ..... 1869  
**Enrollment** ..... 17,989  
**President** ..... Randy Dunn  
**Director of Athletics** ..... Tommy Bell  
**Conference** ..... Missouri Valley  
**Colors** ..... Maroon and White  
**Stadium** ..... Charlotte West Stadium (502)  
**Head Coach** ..... Kerri Blaylock  
**Record at School** ..... 562-305-1

**Career Record** ..... Same  
**Associate Head Coach** ..... Jen Sewell  
**Assistant Coaches** ..... Katie Wagner  
**2015 Record** ..... 21-26-1  
**Conference Record (Finish)** ..... 15-11 (5th)  
**2015 Postseason** ..... N/A  
**Softball SID** ..... John Lock  
**Office Phone** ..... (618) 453-7102  
**Email** ..... jtlock2@siu.edu  
**Website** ..... www.siusalukis.com

# 2016 Opponents

## IPFW Mastodons

March 13 (Clearwater, Fla.)



**Location** ..... Fort Wayne, Ind.  
**Founded** ..... 1964  
**Enrollment** ..... 13,459  
**Chancellor** ..... Vicky L. Carwein  
**Interim Director of Athletics** Kelley Hartley Hutton  
**Conference** ..... Summit League  
**Colors** ..... Royal Blue and White  
**Stadium** ..... IPFW Softball Field  
**Head Coach** ..... Germaine Fairchild  
**Record at School** ..... 3-45

**Career Record** ..... 296-402-1  
**Assistant Coach** ..... Amber Bowman  
**2015 Record** ..... 3-45  
**Conference Record (Finish)** ..... 2-16 (7th)  
**2015 Postseason** ..... N/A  
**Softball SID** ..... Brian Alden  
**Office Phone** ..... (260) 481-6646  
**Email** ..... aldenbs@ipfw.edu  
**Website** ..... www.gomastodons.com

## Radford Highlanders

March 16 (Radford, Va.)



**Location** ..... Radford, Va.  
**Founded** ..... 1910  
**Enrollment** ..... 9,743  
**President** ..... Penelope W. Kyle  
**Director of Athletics** ..... Robert Lineburg  
**Conference** ..... Big South  
**Colors** ..... Red and White  
**Stadium** ..... Radford Softball Stadium  
**Head Coach** ..... Aileen Morales  
**Record at School** ..... First Season

**Career Record** ..... 51-51  
**Assistant Coaches** ..... Hope Creasy, Travis Owen  
**2015 Record** ..... 12-37  
**Conference Record (Finish)** ..... 7-15 (8th)  
**2015 Postseason** ..... N/A  
**Softball SID** ..... Paul Hershey  
**Office Phone** ..... (540) 831-6884  
**Email** ..... phershey1@radford.edu  
**Website** ..... www.ruhighlanders.com

## James Madison Dukes

March 19-20 (Harrisonburg, Va.)



**Location** ..... Harrisonburg, Va.  
**Founded** ..... 1908  
**Enrollment** ..... 20,000  
**President** ..... Jonathan Alger  
**Director of Athletics** ..... Jeff Bourne  
**Conference** ..... Colonial Athletic Association  
**Colors** ..... Purple and Gold  
**Stadium** ..... Veterans Memorial Park (500)  
**Head Coach** ..... Mickey Dean  
**Record at School** ..... 135-42  
**Career Record** ..... 341-163

**Assistant Coaches** ..... Loren Messick-LaPorte,  
 Jennifer Herzig  
**2015 Record** ..... 48-10  
**Conference Record (Finish)** ..... 19-0 (Regular Season  
 Champion)  
**2015 Postseason** ..... NCAA Harrisonburg Regional  
**Softball SID** ..... Chris Brooks  
**Cell Phone** ..... (540) 568-6154  
**Email** ..... brookscp@jmu.edu  
**Website** ..... www.jmusports.com

## NC State Wolfpack

March 22 (Raleigh, N.C.)



**Location** ..... Raleigh, N.C.  
**Founded** ..... 1887  
**Enrollment** ..... 34,009  
**Chancellor** ..... Dr. Randy Woodson  
**Director of Athletics** ..... Deborah A. Yow  
**Conference** ..... Atlantic Coast  
**Colors** ..... Red and White  
**Stadium** ..... Dail Softball Stadium  
**Head Coach** ..... Shawn Rychcik  
**Record at School** ..... 109-60-1

**Career Record** ..... 380-219-2  
**Assistant Coaches** ..... Katie Grimes, Tracie Adix-Zins  
**2015 Record** ..... 38-22  
**Conference Record (Finish)** ..... 13-8 (5th)  
**2015 Postseason** ..... NCAA Eugene Super Regional  
**Softball SID** ..... Justin Wilson  
**Office Phone** ..... 919-515-1180  
**Email** ..... jewilso2@ncsu.edu  
**Website** ..... GoPack.com

# 2016 Opponents

## USF Bulls



March 24-26 (Greenville, N.C.)

**Location** ..... Tampa, Fla.  
**Founded** ..... 1956  
**Enrollment** ..... 45,074  
**President** ..... Dr. Judy Genshaft  
**Director of Athletics** ..... Mark Harlan  
**Conference** ..... American Athletic  
**Colors** ..... Green (PMS 343) and Gold (PMS 4515)  
**Stadium** ..... USF Softball Stadium (1,500)  
**Head Coach** ..... Ken Eriksen  
**Record at School** ..... 818-420-1

**Career Record** ..... Same  
**Assistant Coaches** ..... Jessica Moore,  
Tommy Santiago, Avon Meacham  
**2015 Record** ..... 36-20  
**Conference Record (Finish)** ..... 6-10 (5th)  
**2015 Postseason** ..... N/A  
**Softball SID** ..... Lindsey Morrison  
**Office Phone** ..... (813) 974-4029  
**Email** ..... lmorrison1@usf.edu  
**Website** ..... www.gousfbulls.com

## Longwood Lancers



March 29 (Greenville, N.C.)

**Location** ..... Farmville, Va.  
**Founded** ..... 1839  
**Enrollment** ..... 4,185  
**President** ..... Dr. Harry L. Williams  
**Director of Athletics** ..... Candy Young  
**Conference** ..... Big South  
**Colors** ..... Blue and White  
**Stadium** ..... Lancer Field (300)  
**Head Coach** ..... Kathy Riley  
**Record at School** ..... 578-318-1

**Career Record** ..... 657-385-1  
**Assistant Coaches** ..... Kayla Miller  
**2015 Record** ..... 34-25  
**Conference Record (Finish)** ..... 20-4 (Regular Season/  
Tournament Champion)  
**2015 Postseason** ..... NCAA Knoxville Regional  
**Softball SID** ..... Todd Lindenmuth  
**Office Phone** ..... (434) 395-2718  
**Email** ..... lindenmuthwt@longwood.edu  
**Website** ..... www.longwoodlancers.com

## Tulsa Golden Hurricane



April 1-3 (Tulsa, Okla.)

**Location** ..... Tulsa, Okla.  
**Founded** ..... 1894  
**Enrollment** ..... 4,597  
**President** ..... Dr. Steadman Upham  
**Director of Athletics** ..... Dr. Derrick Gragg  
**Conference** ..... American Athletic  
**Colors** ..... Old Royal, Blue and Crimson  
**Stadium** ..... Collins Family Softball Complex (1,000)  
**Head Coach** ..... John Bargfeldt  
**Record at School** ..... 388-187

**Career Record** ..... Same  
**Associate Head Coach** ..... Crissy Strimble  
**Assistant Coach** ..... Kirin Kumar  
**2015 Record** ..... 36-18  
**Conference Record (Finish)** ..... 12-6 (2nd)  
**2015 Postseason** ..... N/A  
**Softball SID** ..... Eric Hollier  
**Office Phone** ..... (918) 631-2492  
**Email** ..... eric-hollier@utulsa.edu  
**Website** ..... www.tulсахurricane.com

## Campbell Camels



April 5 (Buies Creek, N.C.)

**Location** ..... Buies Creek, N.C.  
**Founded** ..... 1887  
**Enrollment** ..... 6,458  
**President** ..... Dr. J. Bradley Creed  
**Director of Athletics** ..... Bob Roller  
**Conference** ..... Big South  
**Colors** ..... Orange and Black  
**Stadium** ..... Amanda Littlejohn Stadium (400)  
**Head Coach** ..... Todd Bradley  
**Record at School** ..... 28-27

**Career Record** ..... 279-245  
**Assistant Coaches** ..... Addison Staley,  
JuliAnne Towers  
**2015 Record** ..... 28-27  
**Conference Record (Finish)** ..... 8-15 (7th)  
**2015 Postseason** ..... N/A  
**Softball SID** ..... Chris Downey  
**Office Phone** ..... (910) 893-1369  
**Email** ..... cdowney@campbell.edu  
**Website** ..... www.gocamels.com

# 2016 Opponents

## Memphis Tigers



April 8-10 (Greenville, N.C.)

<b>Location</b> .....	Memphis, Tenn.	<b>Career Record</b> .....	396-439
<b>Founded</b> .....	1912	<b>Associate Head Coach</b> .....	Andy Lott
<b>Enrollment</b> .....	21,059	<b>Assistant Coach</b> .....	Ellen Renfro Reed
<b>President</b> .....	M. David Rudd	<b>2015 Record</b> .....	19-34
<b>Director of Athletics</b> .....	Tom Bowen	<b>Conference Record (Finish)</b> .....	6-12 (6th)
<b>Conference</b> .....	American Athletic	<b>2015 Postseason</b> .....	N/A
<b>Colors</b> .....	Royal Blue and Gray	<b>Softball SID</b> .....	Tammy DeGroff
<b>Stadium</b> .....	Tiger Softball Complex (275)	<b>Office Phone</b> .....	(901) 678-5787
<b>Head Coach</b> .....	Natalie Poole	<b>Email</b> .....	tdegroff@memphis.edu
<b>Record at School</b> .....	86-140	<b>Website</b> .....	www.gotigersgo.com

## North Carolina Tar Heels



April 12 (Chapel Hill, N.C.)

<b>Location</b> .....	Chapel Hill, N.C.	<b>Career Record</b> .....	1,115-632-5
<b>Founded</b> .....	1789	<b>Associate Head Coach</b> .....	Mary Jo Firnbach
<b>Enrollment</b> .....	29,135	<b>Assistant Coach</b> .....	Chelsey Barclay
<b>Chancellor</b> .....	Carol Folt	<b>2015 Record</b> .....	37-16
<b>Director of Athletics</b> .....	Bubba Cunningham	<b>Conference Record (Finish)</b> .....	16-5 (2nd)
<b>Conference</b> .....	Atlantic Coast	<b>2015 Postseason</b> .....	NCAA Athens Regional
<b>Colors</b> .....	Carolina Blue and White	<b>Softball SID</b> .....	Marla Glasser
<b>Stadium</b> .....	Anderson Stadium (500)	<b>Office Phone</b> .....	(919) 962-2123
<b>Head Coach</b> .....	Donna J. Papa	<b>Email</b> .....	mglasser@unc.edu
<b>Record at School</b> .....	1,127-617-5	<b>Website</b> .....	www.goheels.com

## UConn Huskies



April 15-17 (Storrs, Conn.)

<b>Location</b> .....	Storrs, Conn.	<b>Career Record</b> .....	Same
<b>Founded</b> .....	1881	<b>Assistant Coaches</b> .....	Chrissy Schoonmaker, Adrienne Clark
<b>Enrollment</b> .....	30,474	<b>2015 Record</b> .....	18-35
<b>President</b> .....	Susan Herbst	<b>Conference Record (Finish)</b> .....	4-13 (7th)
<b>Director of Athletics</b> .....	Warde Manuel	<b>2015 Postseason</b> .....	N/A
<b>Conference</b> .....	American Athletic	<b>Softball SID</b> .....	Candace Johnson
<b>Colors</b> .....	Navy and White	<b>Office Phone</b> .....	(860) 486-3531
<b>Stadium</b> .....	Burrill Family Field	<b>Email</b> .....	Candace.johnson@uconn.edu
<b>Head Coach</b> .....	Jen Mchtyre	<b>Website</b> .....	www.uconnhuskies.com
<b>Record at School</b> .....	18-35		

## UNCW Seahawks



April 20 (Greenville, N.C.)

<b>Location</b> .....	Wilmington, N.C.	<b>Associate Head Coach</b> .....	Kama Tucker
<b>Founded</b> .....	1947	<b>Assistant Coaches</b> .....	Scot Schlein, Jill McLean
<b>Enrollment</b> .....	15,000	<b>2015 Record</b> .....	19-27
<b>Chancellor</b> .....	Dr. Jose "Vito" Sartarelli	<b>Conference Record (Finish)</b> .....	5-16 (8th)
<b>Director of Athletics</b> .....	Jimmy Bass	<b>2015 Postseason</b> .....	N/A
<b>Conference</b> .....	Colonial Athletic Association	<b>Softball SID</b> .....	Eric Rhew
<b>Colors</b> .....	Teal, Gold and Navy	<b>Office Phone</b> .....	(910) 962-3252
<b>Stadium</b> .....	Boseman Field (500)	<b>Email</b> .....	rhewe@uncw.edu
<b>Head Coach</b> .....	Kristy Norton	<b>Website</b> .....	www.uncwsports.com
<b>Record at School</b> .....	53-98		
<b>Career Record</b> .....	Same		

# 2016 Opponents

## Houston Cougars

April 22-24 (Greenville, N.C.)



<b>Location</b> .....	Houston, Texas	<b>Career Record</b> .....	Same
<b>Founded</b> .....	1927	<b>Associate Head Coach</b> .....	Kristin Vesely
<b>Enrollment</b> .....	40,750	<b>Assistant Coach</b> .....	Shanel Martin
<b>President</b> .....	Dr. Renu Khator	<b>2015 Record</b> .....	28-27
<b>Director of Athletics</b> .....	Hunter Yurachek	<b>Conference Record (Finish)</b> .....	10-7 (3rd)
<b>Conference</b> .....	American Athletic	<b>2015 Postseason</b> .....	N/A
<b>Colors</b> .....	Scarlet and White	<b>Softball SID</b> .....	Jessika McKerna
<b>Stadium</b> .....	Cougar Softball Stadium (1,200)	<b>Office Phone</b> .....	(713) 743-9404
<b>Head Coach</b> .....	Kyla Holas	<b>Email</b> .....	jmckerna@central.uh.edu
<b>Record at School</b> .....	546-354-1	<b>Website</b> .....	www.uhcougars.com

## UCF Knights

May 6-8 (Orlando, Fla.)



<b>Location</b> .....	Orlando, Fla.	<b>Career Record</b> .....	776-540-3
<b>Founded</b> .....	1963	<b>Assistant Coach</b> .....	Hilary Barrow
<b>Enrollment</b> .....	60,810	<b>2015 Record</b> .....	50-9
<b>President</b> .....	Dr. John C. Hitt	<b>Conference Record (Finish)</b> .....	16-2 (Regular Season/ Tournament Champion)
<b>Interim Director of Athletics</b> .....	George O' Leary	<b>2015 Postseason</b> .....	NCAA Tallahassee Regional
<b>Conference</b> .....	American Athletic	<b>Softball SID</b> .....	Megan Herboth
<b>Colors</b> .....	Black and Gold	<b>Office Phone</b> .....	(407) 823-0994
<b>Stadium</b> .....	UCF Softball Complex (600)	<b>Email</b> .....	mherboth@athletics.ucf.edu
<b>Head Coach</b> .....	Renee Luers-Gillispie	<b>Website</b> .....	www.ucfknights.com
<b>Record at School</b> .....	524-336-1		

## AAC

American Athletic Conference



<b>Location</b> .....	Providence, R.I.
<b>Founded</b> .....	2013
<b>Commissioner</b> .....	Michael L. Aresco
<b>Senior Associate Commissioner (Administration)</b> .....	Donna DeMarco
<b>Sr. Associate Commissioner (Broadcasting/Digital Content)</b> .....	Thomas R. Odjakjian
<b>Chief Financial Officer</b> .....	Stacy Martin
<b>Associate Commissioner (Football)</b> .....	Scott A. Draper
<b>Associate Commissioner (Governance and Compliance)</b> .....	Ellen M. Ferris
<b>Associate Commissioner (Women's Basketball)</b> .....	Barbara M. Jacobs
<b>Associate Commissioner (Men's Basketball)</b> .....	Dan Leibovitz
<b>Assoc. Commissioner (Sport Administration/Championships)</b> .....	James A. Siedliski
<b>Asst. Commissioner (Sport Administration/Championships)</b> .....	Robert A. Weygand, Jr.
<b>Assistant Commissioner (Digital Media)</b> .....	Mark A. Hodgkin
<b>Assistant Commissioner (Communications)</b> .....	Chuck Sullivan
<b>Director of Communications</b> .....	Chevonne Mansfield
<b>Office Phone</b> .....	(401) 453-0660
<b>Email</b> .....	cmansfield@theamerican.org
<b>Mailing Address</b> .....	15 Park Row West, Providence, R.I. 02903
<b>Official Website</b> .....	www.theamerican.org

# All-Time Record Vs. Opponents

Akron	6-3	Fairfield	11-2	<b>Massachusetts</b>	<b>0-1</b>	SIU Edwardsville	2-0
Alabama	1-3	Florida	0-3	<b>Memphis</b>	<b>20-7</b>	South Alabama	0-1
Albany	2-0	Florida A&M	2-1	Mercer	2-0	South Carolina	3-20
Appalachian State	4-0	Florida Atlantic	2-2	Methodist	4-0	South Carolina State	1-0
Arkansas	1-0	<b>Florida International</b>	<b>4-2</b>	Miami (Ohio)	1-1	Southeast Missouri State	1-0
Arizona	0-1	Florida State	2-20	Michigan	0-5	Southern Miss	23-18
<b>Arizona State</b>	<b>0-3</b>	Fordham	9-3	Michigan State	2-4	Southern Utah	1-0
Army	4-0	Francis Marion	6-10	Middle Tennessee State	3-3	Southwestern Louisiana	0-2
Auburn	0-1	Fresno State	1-1	Minnesota	1-4	Stetson	2-0
Averett	2-0	Furman	8-11	Mississippi Valley State	1-0	St. Francis (N.Y.)	2-0
Ball State	1-4	Gardner-Webb	2-0	Monmouth	2-0	St. Francis (Pa.)	1-1
Barton	13-1	George Mason	43-7	Morehead State	1-0	St. John's	7-4
Baylor	0-3	George Washington	1-0	<b>Nevada</b>	<b>0-1</b>	St. Louis	11-1
Belmont	2-0	Georgetown	2-1	New England	1-0	St. Peter's	3-0
Bethune-Cookman	1-0	Georgia	0-3	<b>New Mexico State</b>	<b>1-1</b>	Stanford	0-2
Binghamton	5-0	Georgia Southern	5-3	Newberry	2-0	Stony Brook	3-0
Boston College	5-0	Georgia State	8-4	Nicholls State	0-5	Syracuse	1-1
Boston University	1-1	Georgia Tech	9-8	Norfolk State	1-0	Temple	7-4
<b>Bowling Green</b>	<b>6-3</b>	Grand Canyon	1-0	<b>North Carolina</b>	<b>35-52</b>	Tennessee	1-1
Bradley	1-1	Greensboro	2-0	N.C. A&T	5-0	Tennessee Martin	1-0
Brown	4-0	Hampton	16-0	N.C. Central	3-0	Tennessee Tech	8-1
<b>Bucknell</b>	<b>3-3</b>	Harvard	2-0	<b>NC State</b>	<b>6-12</b>	Texas	2-0
Buffalo	1-0	Hawai'i	0-6	N.C. Wesleyan	6-0	Texas Arlington	1-0
BYU	0-4	Hofstra	4-1	North Dakota	1-0	Texas A&M	0-1
Cal State Fullerton	2-0	<b>Houston</b>	<b>15-29</b>	North Dakota State	0-1	Toledo	5-1
California	1-2	<b>Illinois</b>	<b>1-3</b>	<b>North Florida</b>	<b>1-1</b>	Towson	14-1
<b>Campbell</b>	<b>35-10</b>	Illinois-Chicago	0-6	Northern Colorado	1-0	<b>Tulsa</b>	<b>11-18</b>
Canisius	5-4	Illinois State	1-0	Northern Illinois	0-2	UAB	22-21
Central Arkansas	0-1	Indiana	1-2	Northern Iowa	1-0	UC Davis	1-0
Central Connecticut State	1-0	Ithaca	0-1	Northwestern	0-2	<b>UCF</b>	<b>17-13</b>
Charleston Southern	15-0	Iona	2-0	<b>Notre Dame</b>	<b>0-4</b>	<b>UConn</b>	<b>2-1</b>
<b>Charlotte</b>	<b>25-9</b>	Iowa	2-2	Oakland	2-0	<b>UC Riverside</b>	<b>1-0</b>
Chattanooga	1-0	Iowa State	1-0	Ohio	18-9-2	UMBC	19-8
Chicago	1-0	Jacksonville	0-1	Ohio State	1-1	UNC Asheville	1-0
Cleveland State	5-1	<b>James Madison</b>	<b>5-2</b>	Oklahoma	0-4	UNC Greensboro	26-12
Coastal Carolina	28-17	Kansas	0-1	Onodaga	2-0	<b>UNCW</b>	<b>79-17</b>
Colgate	3-0	Kent State	9-2	Oregon State	0-2	Univ. of Charleston (W.Va.)	1-0
College of Charleston	7-2	Kentucky	1-0	Pacific	0-1	USC Upstate	2-0
Connecticut	3-3	Lafayette	2-0	Penn State	7-10	<b>USF</b>	<b>9-14</b>
Coppin State	1-0	Lander	3-0	Pennsylvania	1-0	Utah	1-0
Cornell	0-1	LaSalle	6-1	Pittsburgh	2-0	Utah State	0-1
Creighton	2-0	Lehigh	3-0	Portland State	0-1	UTEP	23-5
Dartmouth	3-0	Liberty	36-4	Princeton	2-1	Valparaiso	1-0
Dayton	3-0	Limestone	3-0	Providence	2-1	Vermont	4-1
Delaware	18-4	Lipscomb	1-0	Purdue	2-4	<b>Virginia</b>	<b>23-35</b>
Delaware State	3-0	Long Island	2-1	<b>Radford</b>	<b>21-2</b>	Virginia Commonwealth	13-1-1
DePaul	3-10	<b>Longwood</b>	<b>6-2</b>	Rhode Island	5-0	Virginia Tech	5-9
Drake	1-0	Louisburg	4-0	Rider	4-0	Washington	0-1
Drexel	4-0	Louisiana-Lafayette	0-3	Robert Morris	2-4	Wayne State	1-1
ETSU	1-1	Louisiana Tech	3-4	Rutgers	8-1	Western Illinois	0-4
East Connecticut State	4-1	Louisville	6-9	Sacred Heart	2-0	Wichita State	0-1
Eastern Illinois	3-4	LSU	0-1	Saint Joseph's	1-0	Winthrop	15-1
Eastern Kentucky	5-2	Maine	4-1	<b>Sam Houston State</b>	<b>0-1</b>	Wisconsin	2-2
Eastern Michigan	9-6-1	Manhattan	3-0	Samford	5-0	Wisconsin Green Bay	1-0
Elizabeth City State	2-0	Marist	3-0	<b>Seattle</b>	<b>2-0</b>	Wright State	5-0
Elon	16-5-1	Marshall	17-19	Seton Hall	5-2	<b>Yale</b>	<b>1-1</b>
Evansville	1-1	Maryland	5-8	Sienna	1-0	Youngstown State	1-0

# Coaching Staff



# Head Coach Courtney Oliver



*(First Season, Hofstra '08)*

**COURTNEY OLIVER**, A five-time NCAA Regional participant as an assistant coach, was appointed head softball coach at East Carolina University in June of 2015. Oliver's hiring makes her the fifth head coach in ECU softball program history.

"It is my pleasure to announce the hiring of Courtney Oliver as the head coach for the East Carolina Softball program," Director of Athletics Jeff Compher stated. "Courtney has excellent experience at the conference and national level as she has been instrumental in helping lead her previous teams to postseason championships and NCAA appearances as both a coach and as a student-athlete. I am confident the qualities that she possesses and her core values represent what we are looking for in our next head coach."

Oliver brings seven years of NCAA Division I coaching experience to ECU after having spent three years at NC State, with stops at Hofstra, Boston and Monmouth University along the way. In her previous positions, Oliver has gained valuable experience as a pitching and infield coach while also planning and executing practices, serving as a recruiting coordinator, overseeing the team budget, travel, academic support and alumni relations.

"I would like to thank Jeff Compher and his staff for giving me this opportunity," Oliver said. "I am incredibly excited to lead the East Carolina softball program and I look forward to taking Pirate Softball in a new direction."

"ECU has such an incredible fan base in Pirate Nation," Oliver continued. "I am very excited to be starting a new era and putting ECU Softball back on the map as a competitive, NCAA Tournament contender. I would also like to thank all of the student-athletes, coaches and fans at NC State for all of their support over the last three years."

Under Oliver's tutelage, the 2015 NC State pitching staff owned a team ERA of 2.61 to rank 34th in the nation and second in the ACC. NC State pitchers did their job in the circle fanning 441 batters for second in the conference. Additionally, the Wolfpack struck out 94 batters looking to lead the league.

The Swansea, Mass., native helped NC State to its first-ever Top-25 finish as the Wolfpack concluded the 2015 season at No. 19 in the final polls after winning the NCAA Regional en route to an appearance in the University of Oregon Super Regional. In her last season with the Wolfpack, Oliver boasted a pair of All-Southeast Region selections in right-handed pitcher Emily Weiman and shortstop Renada Davis. With Oliver's instruction, Weiman was named ACC Pitcher of the Year in 2013 as well as First Team All-ACC in 2013, 2014 and 2015. The duo went on to be drafted by the 2015 National Pro Fastpitch.

In her three years at NC State, Oliver helped Weiman flourish in the circle as she has earned First Team All-ACC honors on three occasions. Weiman also broke the school record for most complete game shutouts in a single season with 12 during the 2014 season. That total was also the most in the ACC and sixth-best in the NCAA. In 2013, Weiman set new school records in wins (33), appearances (54), starts (52), complete games (42) and innings pitched (323.1). The 33 victories also led the ACC.

"Courtney is an outstanding young coach," NC State head coach Shawn Ryckick said of his former assistant. "She really knows the game of softball and has a great background in pitching. She has a proven track record of success with pitchers. I know she is going to do a great job. I am very happy for her."

Oliver has coached her conference's Pitcher of the Year in four consecutive years (2010-2013). In 2010, as the assistant coach at Boston University, Oliver took Cassidi Hardy under her wing and molded her into the America East Pitch-

## The Courtney Oliver File

### Coaching Experience

2016-present	Head Coach, <i>East Carolina</i>
2013-15	Assistant Coach/Pitching Coach, <i>NC State</i>
2011-12	Assistant Coach, <i>Hofstra</i>
2010	Assistant Coach, <i>Boston University</i>
2009	Assistant Coach, <i>Monmouth</i>

### Playing Experience

2005-08	Hofstra
---------	---------

### Education

2008	Hofstra (B.S. in business administration)
2010	Hofstra (M.A. in communication)

er of the Year. She was also instrumental in April Setterlund's America East Player of the Year selection as well as an NFCA First Team All-America nod. That year, she helped the Terriers win the America East Championship as well as an appearance in the NCAA Regional.

Her stint at Boston University was followed by two years of service as an assistant coach at her alma mater, Hofstra University. While at Hofstra, Oliver worked with Olivia Galati who garnered Colonial Athletic Association Pitcher of the Year honors in 2011 and 2012. Galati went on to earn NFCA First Team All-America honors in 2012, while leading her team to the CAA title with an appearance in the 2012 Super Regionals.

"Courtney knows what it will take to move this program forward as she has been a part of several top tier softball teams on the east coast," Compher said. "She has very high expectations for this team and I am confident she will bring her positive energy and passion to East Carolina University. I look forward to introducing Courtney to Pirate Nation and seeing where she will take our program."

Oliver was an accomplished pitcher and designated player at Hofstra from 2004-08 where she was a four-time NCAA Regional participant. She was part of the Pride as they completed their NCAA-record run of 11 consecutive conference championships. She and her teammates won four conference championships and advanced to two NCAA regional finals, becoming the winningest class in school history.

"What a great hire by East Carolina University," National Fastpitch Coaches Association (NFCA) Hall of Famer Bill Edwards said of the pitcher he coached for four years at Hofstra. "I am so happy for Courtney and the student-athletes she is about to coach. Courtney was one of those unforgettable players that I knew was destined to become a coach. She is passionate, knowledgeable, caring and driven. East Carolina has not only hired a quality coach, but a very special young lady."

Oliver finished her collegiate career as a two-time First Team All-CAA player and a two-time All-CAA Tournament Team selection. As a senior, she had the most RBIs (27) in conference games and led the league with a 0.24 ERA to go along with a 5-0 record in CAA games. Overall, she had 40 RBIs with a 10-3 mark, while posting a 1.12 ERA.

She ranks in the school's Top 10 in RBIs (117) and career strikeouts (258). During her four years at Hofstra, Oliver collected 32 career wins with a pair of no-hitters.

Oliver earned both her bachelor's degree in business administration and master's degree in communications from Hofstra. 🐼

# Coaching Staff



## Jessica Hirschbuhl

### Assistant Coach

**JESSICA HIRSCHBUHL**, a former standout first baseman at Hofstra, was named assistant softball coach at East Carolina in July of 2015.

Hirschbuhl comes to ECU after working as the head trainer at Orangetheory Fitness where she managed and evaluated the training staff, while demonstrating and coaching clients in functional, corrective and effective high intensity interval training. Additionally she assisted with the office responsibilities and scheduling.

Prior to her employment at Orangetheory Fitness, Hirschbuhl interned with the New York Yankees as a strength coach where she created strength programs for athletes at the professional, collegiate and high school levels. With the Yankees, she also provided feedback on exercise techniques and proper form during observation and coaching throughout the training sessions. As a strength coach intern, Hirschbuhl was responsible for conducting athletic performance assessments and adjusting training programs as necessary.

Hirschbuhl also owns three years of softball coaching experience after coaching the 16u Softball Team in Farmingdale, N.Y., from 2010 -- 2013. She served as the head coach and pitching coach while instructing athletes on fundamental and advanced techniques. At the helm, Hirschbuhl created sport-specific training programs for athletes to improve strength, fitness and athletic performance.

From 2009-13, Hirschbuhl assisted at the Hofstra Softball Clinics and followed that experience working at the NC State Softball Camps. While working camps and clinics, Hirschbuhl coached both offensive and defensive strate-

## Jessica Hirschbuhl File

### Coaching Experience

**2015-present** ..... Assistant Coach, *East Carolina*  
 2010-13 ..... Head Coach, *Farmingdale (N.Y.) 16U*

### Professional Experience

2014 ..... Head Trainer, *Oglethorpe Fitness*  
 2012 ..... Strength and Conditioning Intern, *New York Yankees*

### Playing Experience

2010-12 ..... Hofstra  
 2009 ..... Temple

### Education

2012 ..... Hofstra (B.S. in exercise science)  
 2013 ..... Hofstra (M.A. in sports science)

gy while emphasizing the use of proper mechanics for both fundamental and advanced levels.

As a student-athlete at Hofstra, Hirschbuhl earned First Team All-Colonial Athletic Association honors in 2011 after batting .311 on the year with 26 RBIs. A Colonial Athletic Association All-Tournament Team selection, Hirschbuhl led the Pride to a 46-13 record in her senior year as Hofstra advanced to the NCAA Regional Finals and concluded the year ranked 25th in the USA Today/NCAA Poll.

Hirschbuhl graduated from Hofstra in 2012 with a bachelor's degree in exercise science and completed her master's degree the following year in sports science. 🏆



## Matt Nandin

### Assistant Coach

**MATT NANDIN JOINED** the East Carolina softball team as an assistant coach in July of 2015. Nandin works with the Pirate hitters as well as with recruiting.

Nandin comes to East Carolina after spending the last three years at Syracuse where he was responsible for the organization of team practices, recruiting, overseeing compliance paperwork, the budget and scouting reports in addition to working with the hitters and position players on a daily basis.

During his time with Syracuse, Nandin played a crucial role in the offensive production of the Orange. In his first year with the squad, he helped increase the team's batting average by 64 points for a school-record .290 clip. Under his tutelage, the Orange set single-season records for team batting average, on-base percentage (.376) and slugging percentage (.487). The team's on-base and slugging percentage were ranked in the top four in the ACC.

With Nandin mentoring hitters, Syracuse ranked 16th in the nation in home runs per game (1.18), 26th in the NCAA in doubles per game (1.49) and 31st in the country in slugging percentage (.487) during the 2014 season. The Orange's homers per game and doubles per game marked program-highs, while the team's 5.1 runs per game was also the second-best total in school history. Additionally, the team's runs per game increased by just over one per game from 2013, while Syracuse also saw its lowest strikeout total in five years.

Prior to his stint with Syracuse, Nandin worked at Le Moyne College, his alma mater, as an assistant baseball coach for three seasons. Although he assisted in all aspects of the baseball program, Nandin's primary responsibility was work-

## Matt Nandin File

### Coaching Experience

**2015-present** ..... Assistant Coach, *East Carolina*  
 2013-15 ..... Assistant Coach/Hitting Coach, *Syracuse*  
 2010-13 ..... Assistant Baseball Coach/Hitting Coach, *Le Moyne College*

### Professional Experience

2013-present ..... Instructor, *CNY Baseball Warehouse*  
 2010-13 ..... Instructor, *Homerun Softball and Baseball*  
 2013-present ..... Shortstop, *Rockland Boulders*  
 2012-13 ..... Shortstop, *New Jersey Jackals*  
 2011-12 ..... Shortstop, *Rockland Boulders*  
 2010-11 ..... Shortstop, *Pittsfield Colonials*  
 2009-10 ..... Second Baseman, *Caimans*

### Playing Experience

2005-09 ..... Le Moyne College

### Education

2009 ..... Le Moyne College (B.S. in business administration)

ing with infielders and hitters. Alongside his duties at Le Moyne, Nandin was also responsible for all baseball aspects at Homerun Softball & Baseball in Syracuse, N.Y., which included private instruction.

A Syracuse native, Nandin was a four-year starter for the Dolphins. He batted .305 during his four-year career and ranks 15th in Le Moyne history with 179 games played. Defensively, Nandin ranks third in the school's history with 471 assists and 89 double plays turned. As a junior, Nandin led the team with 76 hits and 223 at-bats, which rank sixth and fifth, respectively, on the single-sea-

son records list. That same season, Nandin garnered national honors as the All-Independent team shortstop, while batting a career-best .341.

Upon graduating from Le Moyne, Nandin signed a professional contract with the American Defenders of the Can-Am League. Following a brief stop in Columbia, where as an All-Star second baseman he helped lead the Caimanes De Barranquilla to the Colombian Winter League Championship, Nandin returned to the United States as a member of the Pittsfield Colonials where he played for two seasons. In his first season with the Colonials, Nandin was an All-Star at shortstop and led the league with 25 doubles, while ranking third in hits (118), fourth in batting average (.321) and fifth in stolen bases (25).

He split the 2012 season between the Rockland Boulders and the New Jersey Jackals before being re-acquired by the Boulders for 2013. After winning the Can-Am League Championship in 2014, finishing in the top 10 in league batting average, runs scored, hits, doubles, hit by pitch, and leading all second baseman in fielding percentage, Nandin decided to hang up his cleats after six years of playing professionally. He finished his pro career with a batting average of .288 which led him to the Can-Am League record book where's he sits at sixth all-time in doubles and ninth in hits and runs scored.

Nandin graduated from Le Moyne College in 2009 with a degree in business administration. 🏆

## Softball Support Staff



### Alex Fieldhouse

#### Graduate Assistant Coach

**ALEX FIELDHOUSE JOINED** the East Carolina staff as a graduate assistant coach after enjoying a successful four-year career on the Pirate softball team. She assists head coach Courtney Oliver at practices and handles other administrative duties.

Fieldhouse finished her collegiate career with 155 hits, 28 doubles, 20 home runs, eight stolen bases and five triples as a .264 hitter. As a senior, she started in every single game of her senior season and posted a .258 batting average with 29 runs scored while ranking second on the squad with eight home runs, 37 RBIs and four sacrifice flies. The third baseman tallied 15 extra-base hits and a .477 slugging percentage.

In the classroom, Fieldhouse earned National Fastpitch Coaches Association (NFCA) All-America Scholar Athlete accolades and was a member of the 2013 Conference USA Commissioner's Honor Roll.

The Garden Grove, Calif., native graduated with a degree as a health fitness specialist major from East Carolina University in 2014. 🏆



### Katelyn Woolfolk

#### Assistant Strength and Conditioning Coach

**KATELYN WOOLFOLK JOINED** ECU Athletics as assistant strength and conditioning coach in August of 2015.

Woolfolk previously served in the same role at Florida Tech, a position she assumed in 2012. During her time with the Panthers, she was responsible for the design and development of the school's first strength program for its student-athletes. She handled all budget and programming initiatives to balance the department's 22 varsity teams while developing a marketing plan geared toward targeting prospective college athletes.

Prior to her arrival at Florida Tech, Woolfolk spent two years as a graduate assistant strength coach at Georgia Southern University, creating and assisting with strength programs for 11 different sports.

A four-year letter winner as a member of Georgia Southern's swimming and diving team, Woolfolk earned a bachelor's degree in kinesiology in exercise science in 2009 before completing a master's degree in kinesiology with an emphasis on sports nutrition from her alma mater in 2012. She is certified by the NSCA as a strength and conditioning specialist, while also holding credentials as a Level I USA Weightlifting Sport Performance Coach. 🏆



### Lauren Yaeger

#### Assistant Athletic Trainer

**LAUREN YAEGER WAS** named an assistant athletic trainer at East Carolina University June 15, 2015 and is responsible for all athletic training needs related to ECU's softball and dance teams.

Yaeger's last job began in August 2013 as a graduate assistant athletic trainer for the softball program at Ball State University, a position she held for nearly two years. She had complete autonomy over the rehabilitation and prevention procedures for softball student-athletes, generated weekly injury reports and administered many of the necessary training and concussion tests. During her first year, she was the athletic trainer for the women's swimming & diving team.

A 2013 Miami alum with a bachelor's degree in athletic training, Yaeger earned her master's degree in sports performance in May of 2015 at Ball State. She is certified as a lower extremity positional release therapist, a member of the National Strength and Conditioning Association, National Athletic Trainers Association, Great Lakes Athletic Training Association and the Indiana Athletic Trainers Association. 🏆



### Chip Welch

#### Assistant Director of Media Relations

**CHIP WELCH, A** 2007 East Carolina University alum, was hired as assistant director of athletics media relations on October 26, 2015.

The appointment marks a return to the ECU Athletics staff for Welch, who held a similar position from 2008 until 2012, before spending the last three years assisting the communications division at UNC Greensboro.

Since joining the Spartans in August of 2012, Welch served as the primary public relations contact for the women's basketball, baseball and volleyball programs, preparing digital guides, game notes and fulfilling internal and external media requests. During the 2012-13 season, he directed the promotion of All-America baseball selection Christian Wolfe and 2012-13 Southern Conference Women's Basketball Freshman-of-the-Year Lucy Mason.


Welch began his career in the field as an undergraduate student assistant at ECU from 2005 to 2007 before being elevated to the title of staff assistant for the 2007-08 season. In August of 2008 he was promoted into a full-time role and assumed primary duties with the Pirates' women's basketball, volleyball and track teams.

Welch earned his bachelor's degree in communications at East Carolina in 2007. He is a member of CoSIDA. 🏆

# The Players



# 2016 East Carolina Softball Roster



**Back Row (Left to Right):** Morgan Halo, Rebecca Perrell, Nicole Cheek, Kerry Butler, Casey Alcorn, Karlie Smith, Alex Mycek, Megan Quick, Mary Williams, Ali Ramirez.  
**Front Row (Left to Right):** Ashley Weingartz, Kacie Oshiro, Lydia Ritchie, Mary-Sloan Bradford, Ciara Ervin, Kelsi Briggs, Meredith Mitchell, Ashley Cruise, Tate McClellan.

No.	Name	Position	Height	Class	Hometown (Last School)
2	Ashley Weingartz	C/OF	5-2	Fr.	Greenville, N.C. (J.H. Rose)
4	Lydia Ritchie	RHP	5-5	Jr.	Pikeville, Tenn. (Bledsoe County)
5	Mary Williams	RHP/UTL	5-9	Fr.	Stedman, N.C. (Cape Fear)
6	Kerry Butler	2B	5-9	So.	Barnegat, N.J. (Barnegat)
7	Alex Mycek	C	5-8	Jr.	Clayton, Del. (Polytech)
8	Kelsi Briggs	3B/C	5-5	Sr.	Yorba Linda, Calif. (Valencia)
9	Casey Alcorn	SS	5-11	Sr.	Hummelstown, Pa. (Lower Dauphin)
10	Morgan Halo	RHP/INF	5-10	Fr.	Sophia, N.C. (Wheatmore)
13	Ashley Cruise	RHP	5-7	So.	Kingston, N.Y. (Kingston)
14	Kacie Oshiro	OF/C	5-4	Jr.	Mililani, Hawai'i (Mililani)
17	Karlie Smith	3B/SS	5-10	So.	Dagsboro, Del. (Indian River)
18	Mary-Sloan Bradford	OF	5-5	So.	Windermere, Fla. (West Orange)
19	Tate McClellan	1B/3B	5-8	Fr.	Windermere, Fla. (Olympia)
20	Ciara Ervin	OF	5-3	Jr.	Tracy, Calif. (Merrill F. West)
21	Ali Ramirez	1B	5-9	Jr.	Pittsburg, Calif. (Heritage)
22	Rebecca Perrell	1B	5-8	So.	Lexington, N.C. (North Davidson)
23	Meredith Mitchell	OF	5-4	Sr.	Dunlap, Tenn. (Chattanooga State)
24	Megan Quick	2B	5-8	Jr.	Laurinburg, N.C. (Marlboro [S.C.]
44	Nicole Cheek	UTL	5-9	Sr.	Simi Valley, Calif. (Marist)

**Head Coach:** Courtney Oliver  
(First Season) (Hofstra, '08)

**Assistant Coach:** Jessica Hirschbuhl  
(First Season) (Hofstra, '12)

**Assistant Coach:** Matt Nandin  
(First Season) (Le Moyne, '09)

**Graduate Assistant Coach:** Alex Fieldhouse  
(Second Season) (East Carolina, '14)

**Volunteer Assistant Coach:** Emily Weiman  
(First Season) (NC State, '15)

# 2016 Player Bios



**2 Ashley Weingartz**  
C/OF • R/R • 5-2 • Freshman  
Greenville, N.C. (J.H. Rose HS)

**High School:** Four-year letterwinner at J.H. Rose High School ... Four-time all-conference selection ... Three-time MVP ... Posted a .373 batting average during her four-year prep career ... Boasted a career-best average of .509 her sophomore season ... Earned All-Pitt County honors her junior year ... Garnered the Silver Slugger award as a sophomore ...

Played her senior year under former Pirate Softball standout Kristi Oshiro ... Competed for the Lady Lightning East Club team under head coach Kraig Westerbeek ... Hit .435 with a .580 on-base percentage en route to traveling to ASA Gold Nationals with the Lady Lightning East Club team in 2014. **Personal:** Full name is Ashley Nicole Weingartz ... Born March 12, 1997 ... Daughter of Brian and Ann Weingartz ... Was recognized as a member of the National Honor Society ... President's Volunteer Service Award winner ... Earned Girl Scouts Bronze and Silver Awards ... Four-year member of the honor roll ... Keech Cup recipient for service to the school ... Intended major is nursing.



**4 Lydia Ritchie**  
RHP • R/R • 5-5 • Junior  
Pikeville, Tenn. (Bledsoe County HS)

**2014-15 American Athletic Conference All-Academic Team**

**2015 (Sophomore):** Made 17 appearances in the circle with 11 starts over 68 innings pitched ... Tossed a team second-best seven complete games with one shutout ... Recorded 34 strikeouts against 24 walks ... Limited opposing hitters to a .271 batting average ... Picked up four victories during the campaign against USF (April 18 and 19), North Carolina (April 23) and UConn (April 26) ... Threw a career-high 71 innings at Houston (April 3) ... Struck out a season-high five batters in the win over the Tar Heels in Greenville ... Tallied multiple strikeouts in 11 appearances ... Ended the season with four wins in her final six decisions ... Hurlled a complete-game shutout using just 78 pitches in a 12-0 run-rule victory over UConn in the season finale ... Named to the American Athletic

Conference weekly honor roll April 27. **2014 (Freshman):** Recorded nine appearances and two starts while logging 15 innings in the circle during her rookie campaign ... Made her first-collegiate appearance in relief against BYU (Feb. 7) ... Recorded her first-career start against Southern Utah (Feb. 8) ... Earned her first-career win with three scoreless innings of relief and allowed just three hits in an 11-6 victory over Seton Hall (Feb. 15) ... Pitched 1.2 innings of relief against Albany (Feb. 21) ... Pitched two innings of relief in the second game of a doubleheader against Tennessee Tech (March 1) ... Pitched one inning of relief and allowed two unearned runs in the second game of a doubleheader against Eastern Illinois (March 11) ... Recorded the final out in an 11-6 win in game two of a doubleheader at Charlotte (March 15) ... Started in the circle but faced just two batters at FIU (March 29) ... Spent the Fall 2013 semester at Division III Berry College before transferring. **High School:** Lettered four years at Bledsoe County High School under her father, Ricky, who coached the team ... Broke every major school pitching record over her four-year prep career and was named the valedictorian of her graduation class ... Named the AA



District Player-of-the-Year twice and was a four-time all-district selection ... Also named the team's MVP and best offensive player following her senior campaign ... Hit .437 and struck out 270 batters during her senior season and was an all-state selection ... Played club softball for Team

Worth ... Heavily involved in community service and volunteer work with the Special Olympics, Red Cross and LEAP after school program. **Personal:** Born to Janice and Ricky Ritchie in East Ridge, Tenn. ... Has two brothers, Robby and Ben ... Brother Ben plays football at Berry College.

### Ritchie's Career Pitching Statistics

Year	ERA	W	L	App	GS	CG	SHO	CBO	SV	IP	H	R	ER	BB	SO	2B	3B	HR	BF	B/Avg	WP	HBP	BK	SFA	SHA
2014	7.00	1	3	9	2	0	0	0	0	15.0	24	19	15	7	6	4	0	4	77	.348	1	0	0	0	1
2015	3.29	4	8	17	11	7	1	0	0	68.0	74	42	32	24	34	15	1	9	311	.271	1	5	1	4	5
<b>Total</b>	<b>3.96</b>	<b>5</b>	<b>11</b>	<b>26</b>	<b>13</b>	<b>7</b>	<b>1</b>	<b>0</b>	<b>0</b>	<b>83.0</b>	<b>98</b>	<b>61</b>	<b>47</b>	<b>31</b>	<b>40</b>	<b>19</b>	<b>1</b>	<b>13</b>	<b>388</b>	<b>.287</b>	<b>2</b>	<b>5</b>	<b>1</b>	<b>4</b>	<b>6</b>



## 5 Mary Williams

RHP/UTL • R/R • 5-9 • Freshman  
Stedman, N.C. (Cape Fear HS)

**High School:** Three-year letterwinner at Cape Fear High School in softball and track ... Led the Colts to a 22-1 record her senior year as well as conference titles in 2014 and 2015 ... Region

champions and second in state her junior year after the Colts posted a 26-3 overall record ... Pitched 121.1 innings with 235 strikeouts as a senior ... Hit .506 with 52 RBIs and seven home runs ... Named conference player of the year, conference tournament MVP, regional player of the year and North Carolina Gatorade Player of the Year in 2015 ... Tossed 178.2 innings her junior year with 252 strikeouts ... Batted .474 with four home runs

... Named conference pitcher of the year, conference tournament MVP, regional player of the year and North Carolina 4A Pitcher of the Year as a junior ... Went 7-0 in the circle as a sophomore with a 0.14 ERA in 48.2 innings with 104 strikeouts ... Owned a .419 batting average and was named conference pitcher of the year and region player of the year despite ending her season early due to an injury ... Was a member of the Cape Fear High School track team and ran the 55-meter dash and 300-meter dash ... State qualifier in the 55-meter dash ... Played for the Carolina Wildcats club team under Jeff McPhail and Marty Cooper. **Personal:** Full name is Mary Williams ... Born March 26, 1997 ... Daughter of Paul and Theresa Williams ... Has four siblings Joseph (23), David (19), Heather (16) and Beth (14) ... Graduated Cum Laude from Cape Fear High School ... Also earned AIG Honors after graduating with a 4.3 GPA ... Intended major is exercise physiology.



## 6 Kerry Butler

2B • L/R • 5-9 • Sophomore  
Barnegat, N.J. (Barnegat HS)

2014-15 American Athletic  
Conference All-Academic Team

**2015 (Freshman):** Made 18 appearances that resulted in nine starts at second (1), third (6) and designated player (2) ... Tallied a .179 batting average with four runs scored, five hits, a double and four RBI ... Made her East Carolina debut against Seton Hall (Feb. 22) and tallied a RBI off of a bases-loaded walk ... Notched a pair of hits versus Maine (Feb. 27) ... Drove in two runs via sac flies against Illinois (March 1) ... Collected her first career double versus Georgia State (March 1). **High School:** Left-handed hitter

known for her combination of quickness and power ... Four-year starter under Barnegat head coach Laura Miller ... Three-time Second-Team All-Shore Conference honoree ... First-Team All Coaches Division selection in 2013 ... Earned rookie-of-the-year honors as a freshman in 2011 ... Named the team's best offensive player in 2012 and 2013 ... Honorable mention *Atlantic City Press* All-Star in 2012, where she became the first junior in school history to record 100-career hits, while leading the Bengals in batting average, singles, triples, runs scored on-base percentage and slugging percentage ... Amassed the most hits in school history. **Personal:** Born Kerry Butler on Sept. 6, 1996 in Hackensack, N.J. ... Daughter of Mark and Jacqueline Butler ... Sister, Stephanie, is a shortstop for Villanova's softball program ... Majoring in criminal justice.

### Butler's Career Batting Statistics

Year	Avg	GP	GS	AB	R	H	2B	3B	HR	RBI	TB	SLG%	BB	HBP	SO	GDP	OB%	SF	SH	SB	ATT	PO	A	E	FLD%
2015	.179	18	9	28	4	5	1	0	0	4	6	.214	2	0	9	1	.219	2	0	0	0	3	12	2	.882
<b>Total</b>	<b>.179</b>	<b>18</b>	<b>9</b>	<b>28</b>	<b>4</b>	<b>5</b>	<b>1</b>	<b>0</b>	<b>0</b>	<b>4</b>	<b>6</b>	<b>.214</b>	<b>2</b>	<b>0</b>	<b>9</b>	<b>1</b>	<b>.219</b>	<b>2</b>	<b>0</b>	<b>0</b>	<b>0</b>	<b>3</b>	<b>12</b>	<b>2</b>	<b>.882</b>



## 7 Alex Mycek

C • R/R • 5-8 • Junior  
Clayton, Del. (Polytech HS)

**2015 (Sophomore):** Did not appear in any contests. **2014 (Freshman):** Appeared in 12 games and made three starts ... Hit .294 (5-for-17) with two doubles and four RBI ... Made her collegiate debut and went 2-for-2 with a double, run scored and three RBI against Drexel (2/16) ... Had a pinch-hit RBI single in a 9-1 victory

over Delaware (2/23) ... Earned her first-career start as the designated player versus Fairfield (2/23) ... Made first-career start at catcher and drew a walk in the second game of a doubleheader at FIU (3/29) ... Doubled as a pinch hitter in a 12-1 win over Southern Miss (4/6) ... Pinch hit in a 10-2 run-rule win at No. 15 Tulsa (4/12) ... Pinch hit in a 6-0 victory over Elon (4/18) ... Singled as a pinch hitter in a 7-0 win at Louisiana Tech (4/26). **High School:** Lettered four years under head coach Jennifer Bradshaw ... Played club ball for the Virginia Shamrocks under coach Jim Metcalf ... A two-time first team all-state and all-conference selection as a catcher ... Helped Polytech to a 20-2 record and state championship

appearance as a senior ... Hit .421 as a senior, .500 as a junior, .361 as a sophomore and .420 as a freshman ... Also lettered three years as a basketball starter and two years in volleyball ... Majoring in biology with

a minor in foreign language. **Personal:** Born April 12 to Leah and Michael Mycek ... Has one older brother, Michael.

**Mycek's Career Batting Statistics**

Year	Avg	GP	GS	AB	R	H	2B	3B	HR	RBI	TB	SLG%	BB	HBP	SO	GDP	OB%	SF	SH	SB	ATT	PO	A	E	FLD%
2014	.294	12	3	17	1	5	2	0	0	4	7	.412	2	0	4	0	.368	0	0	0	0	13	0	0	1.000
<b>Total</b>	<b>.294</b>	<b>12</b>	<b>3</b>	<b>17</b>	<b>1</b>	<b>5</b>	<b>2</b>	<b>0</b>	<b>0</b>	<b>4</b>	<b>7</b>	<b>.412</b>	<b>2</b>	<b>0</b>	<b>4</b>	<b>0</b>	<b>.368</b>	<b>0</b>	<b>0</b>	<b>0</b>	<b>0</b>	<b>13</b>	<b>0</b>	<b>0</b>	<b>1.000</b>



**8 Kelsi Briggs**  
**3B/C • R/R • 5-5 • Senior**  
**Yorba Linda, Calif. (Valencia HS)**  
**2013 C-USA Commissioner's Honor Roll**

**2015 (Junior):** Did not compete in any games.  
**2014 (Sophomore):** Made 20 appearances and 15 starts in her second season ... Hit .192 (10-

for-52) with two home runs and seven RBI ... Tallied a RBI single against Seton Hall (Feb. 16) ... Had an RBI single in the first inning against Drexel (Feb. 16) ... Went 1-for-3 with a single against Albany (Feb. 21) ... Singled against 19th-ranked South Alabama (Feb. 21) ... Had a pinch-hit walk-off RBI single with two outs in the bottom of the eighth inning in game two of a doubleheader sweep over Tennessee Tech (March 1) ... Started at catcher and recorded a career-high 10 putouts against Tennessee Tech (March 2) ... Hit her first home run of the season – a solo shot – in a 7-1 series-clinching victory over UAB (March 9) ... Belted a game-tying two-run home run in the bottom of the 11th inning in the second game of a doubleheader against Eastern Illinois (March 11) ... Had one hit in each game, including a RBI single in game two of a doubleheader sweep at Charlotte (March 15) ... Entered the game as the catcher and drew a walk in one plate appearance in a 7-0 win at Louisiana Tech (April 26). **2013 (Freshman):** Selected to Conference USA Commissioner's Honor Roll ... Put up a .189 batting average with three home runs, 12 RBI and 17 hits during her rookie campaign ... Homered twice and knocked in five in league-only contests ... Had three multi-RBI and two multi-hit games during the season ... Tied for second on team with three game-winning RBI ... Hit .308 in the fifth inning with four of her hits ... Appeared in 41 games with 27 starts (26 as designated player and one as the catcher) ... Tied for the team lead with a pair of pinch hits ... Ranked among the top 10 in the conference with her two sacrifice flies ... Reached base and was hit by a pitch against Ohio (Feb. 9) ... Recorded her first hit, a pinch hit RBI single up the middle, against Towson (Feb. 10) ... Recorded her second successful pinch hit of the season with a double against St. John's (Feb. 15) ... Earned first career start with an appearance as the designated player against Georgetown (Feb. 15) ... Drew her first career walk against Liberty (Feb. 24) ... Knocked in a run with a sacrifice fly against Fairfield (Feb. 22) ... Recorded a base hit against No. 3 Arizona State (March 2) ... Made her first career appearance behind the plate

and recorded two hits against North Dakota (March 3) ... Totaled a pair of walks against Portland State (March 8) ... Earned her first career starting nod as a catcher in the second game against Houston (March 23) ... Hit a three-run home run in the first inning against NC State (March 27) to give the Pirates a lead that they would not relinquish in the 5-2 victory ... Had three hits, two runs scored and three RBI in the sweep of UTEP (March 29-30) ... Doubled and drove in two runs in the second game against UNCW (April 3) ... Was hit by a pitch and picked up a base hit in the final game of the series against Marshall (April 14) ... Gave the Pirates a big insurance run with her solo home run in the sixth inning of the second game against Memphis (April 20) ... Followed it up with a sixth-inning game-winning home run in the final game against the Tigers (April 21) ... Picked up a base hit against Marshall in the Conference USA Tournament (May 9). **High School:** A four-year letterwinner and a three-time First-Team All-Empire League selection for Valencia High School ... In her final year with the Tigers, she hit .519, slugged .790, drove in 28 runs and tallied six home runs and was selected to play in the Orange County Coaches All-Star Softball Game ... Served as the team captain as a senior ... As a junior, finished third in the league in batting average (.414) and hits and was named best defensive player while helping her team to a 21-9 overall record ... The Tigers qualified for the California Interscholastic Federation (CIF) Division I Southern Section playoffs in her junior season ... As a sophomore, she was selected as the most valuable player of the Savanna High School Tournament and was tabbed *Orange County Register* Player-of-the-Week for her efforts when she went 5-for-7 with a home run and six RBI to aid her team to the title ... The team ended the year 24-6 with an 8-2 mark in league action and earned a spot in CIF playoffs with Briggs hitting .355 ... As a freshman, she hit .432 with 16 runs batted in and 13 scored to earn a place on the *OCVarsity.com* All-Freshman Team in addition to being named the squad's top newcomer ... Also lettered for a year as a libero in volleyball ... In the classroom as a senior, earned a place on the Principal's Honor Roll and received the Valencia Scholar Athlete Award ... Gained additional softball experience playing for the Strike Force, California Raiders, Victory USA and American Stars summer travel programs. **Personal:** Majoring in exercise physiology ... Daughter of Ken and Roseann Briggs ... Has three younger siblings, Jacob, Cade and Ciara.

**Briggs' Career Batting Statistics**

Year	Avg	GP	GS	AB	R	H	2B	3B	HR	RBI	TB	SLG%	BB	HBP	SO	GDP	OB%	SF	SH	SB	ATT	PO	A	E	FLD%
2013	.189	41	27	90	6	17	2	0	3	12	28	.311	3	2	17	0	.227	2	1	0	0	3	3	0	1.000
2014	.192	20	15	52	2	10	0	0	2	7	16	.308	2	0	9	2	.222	0	0	0	0	20	19	2	.951
<b>Total</b>	<b>.190</b>	<b>61</b>	<b>42</b>	<b>142</b>	<b>8</b>	<b>27</b>	<b>2</b>	<b>0</b>	<b>5</b>	<b>19</b>	<b>44</b>	<b>.310</b>	<b>5</b>	<b>2</b>	<b>26</b>	<b>2</b>	<b>.225</b>	<b>2</b>	<b>1</b>	<b>0</b>	<b>0</b>	<b>23</b>	<b>22</b>	<b>2</b>	<b>.957</b>



**9 Casey Alcorn**  
 SS • R/R • 5-11 • Senior  
 Hummelstown, Pa. (Lower Dauphin HS)  
 2013 C-USA All-Academic Team  
 2013 C-USA Commissioner's Honor Roll  
 2015 American Athletic Conference First Team  
 2014-15 American Athletic Conference  
 All-Academic Team



**2015 (Junior):** Enjoyed a strong junior campaign that led to First-Team All-American Athletic Conference recognition ... Enters the 2016 campaign tied for ninth in program history in career home runs with 18 ... Served as the Pirates' everyday shortstop, playing in all 53 games and making 52 starts ... Paced East Carolina in numerous offensive categories, including batting average (.290), slugging percentage (.497) and hits (45) ... Finished among the league leaders in assists (second/139), doubles (seventh/9), slugging percentage (ninth), Total bases (ninth/77) and fielding double plays (ninth/8) ... Tied for the team lead in multiple-hit games (11) and led the squad with seven multiple-RBI efforts ... Named to the AAC weekly honor roll April 20 ... Enjoyed an eight-game hitting streak that stretched from Feb. 21 to March 1 ... Reached base safely in the final eight games of the season and in 17 straight at one point in the campaign ... Hit in the fifth spot in the lineup for all 52 appearances ... Named to the all-tournament team in the season-opening Pirate Classic after tallying six hits in 19 at bats with a home run and four RBI ... Tallied a season-high three hits in contests at Elon (March 18) and USF (April 18) ... Clubbed seven home runs, including two in consecutive games at USF (April 18) ... Drove in three runs against Marshall (Feb. 12) and UConn (April 26) ... Ripped her lone triple of the season against Maine (Feb. 27) ... Drew a pair of walks versus ETSU (Feb. 14) and at USF (April 19).

**2014 (Sophomore):** Started each of the 45 games in which she appeared during her second season ... Hit .271 with seven home runs which were the third most on the team ... Scored 16 runs and had 19 RBI to go with a .451 slugging percentage ... Went 1-for-3 against Delaware State (Feb. 15) ... Posted a RBI single and drew a walk against Seton Hall (Feb. 16) ... Hit 1-for-3 with a single against Albany (Feb. 21) ... Scored a run, drew a walk and stole a career-high two bases in a 9-1 win over Delaware (Feb. 23) ... Hit .556 (5-for-9) in the three-game series sweep over Tennessee Tech (March 1-2) ... Hit a solo home run and a sacrifice fly in the 7-1 game one victory over the Golden Eagles (March 1) ... Went 2-for-3 and scored the game-winning run on a walk-off RBI single in the 2-1 series-opening victory over UAB (March 8) ... Set a new career high with four hits including a pair of RBI singles in the second game of a doubleheader against Eastern Illinois (March 11) ... Recorded a three-hit, one-RBI game in the second contest of a doubleheader sweep at Charlotte (March 15) ... Hit her third home run of the season and had two RBI in a 9-1 series-finale win versus Marshall (March 22) ... Went 3-for-3 with a solo home run, two runs and two RBI and was a triple shy of the cycle in a 12-2 win at FIU (March 30) ... Hit a walk-off grand slam in the bottom of the fifth inning in an 8-0 win over Southern Miss (April 5) ... Belted a solo home run in game one and went 2-for-3 with a double and two runs scored in a doubleheader split at 15th-ranked Tulsa (April 12) ... Drew a pair of walks in a 6-0 win over Elon (April 18) ... Hit her seventh homer of the year – a solo shot – in a 6-3 win over UTEP (May 3) ...

Singled and scored one run in a 4-1 win over FIU in the first round of the C-USA Championship (May 8).

**2013 (Freshman):** Selected to Conference USA Commissioner's Honor Roll ... A C-USA All-Academic Team selection ... Ended her freshman campaign with a .244 batting average, 17 runs, 33 hits, six doubles, four home runs, 18 RBI, 12 walks and 53 Total bases ... In league-only games had a pair of home runs and 11 RBI ... Placed fourth on the team with eight multi-hit games and tied for fifth on squad with three multi-RBI performances ... Appeared in 51 games and made 46 starts (32 at shortstop, 12 at designated player, 1 in right field, 1 first base) ... Hit .375 in the fifth inning and sported a .429 batting average in the seventh inning ... Reached base each of her first seven times to the plate to start her career with four hits and three walks ... Hit .750 (six-for-eight) at the Pirate Classic (Feb. 8-10) ... Walked as a pinch hitter against Cleveland State (Feb. 8) and Ohio (Feb. 8) on the first day of the tournament ... Picked up the first start of her career and went 3-for-3 with three runs scored, a home run and two RBI against Rider (Feb. 9) ... Had a double and a walk against Ohio (Feb. 9) ... Recorded a pair of doubles, a walk, drove in a run and scored twice against Towson (Feb. 10) ... Started at shortstop for the first time against Georgetown (Feb. 15) ... Recorded a pinch hit single vs. Fairfield (Feb. 22) ... Drove in a run with a shallow single against Liberty (Feb. 24) ... Had two hits including a home run and double against Elon (Feb. 27) ... Put up a hit and walk against Binghamton (March 1) ... Had a pair of hits including a triple, scored two runs and stole a base against North Dakota (March 3) ... Doubled and drove in two runs in the first game against UAB (March 16) ... Drove in a run with a sacrifice fly in the second game against Houston (March 23) ... Had four hits, two runs scored and a home run in the three contest against UTEP (March 29-30) ... Recorded three hits, two RBI, two runs scored and home run in the second contest against Marshall (April 13) ... Scored a pair of runs and had an RBI in the final game of the series

against the Thundering Herd (April 14) ... Drove in a run in the opening game of the series against Memphis (April 20) ... Recorded a pair of hits and scored a run in the final contest against the Tigers (April 21) ... Had two hits, a double and a walk in the second game against UCF (April 4) ... Started the team's last 22 games at shortstop. **High School:** A four-year starter and letterwinner for her father, Steve, as a member of the Falcons at Lower Dauphin High School ... Helped guide Lower Dauphin to four Mid-Penn Keystone division championships and a cumulative record of 67-7 in her four years ... Worked as the program's team captain in her final season ... Hit .536 as a senior with 23 runs, 37 hits, a .590 on-base percentage, 27 RBI, nine doubles and six triples ... Only struck out a total of four times between her junior and senior campaigns en route to earning Pennsylvania Softball Coaches Association (PSBCA) AAAA All-State First Team honors both seasons ... At the end of her

standout junior season, was named a *Patriot-News* All-Star after hitting .604 with five home runs, driving in 27 runs and winning 12 games in the circle ... Threw a perfect game as a junior ... As a freshman and sophomore, earned PSBCA Honorable Mention AAAA All-State honors ... Her freshman year, she was also named to the *Patriot News'* Big 11 All-Underclass team ... Also gained softball experience playing for the Central PA Krunch and Wagner's Gold travel program, where in 31 games she had 19 runs, 34 hits, three doubles, three home runs, 29 RBI and hit .392 ... Also lettered in basketball ... A four-year Honor Roll member ... Served as the vice president of her seniors class, where she served in student council and participated in a pair of state fairs. **Personal:** Majoring in recreational therapy ... Daughter of Steve and Kim Alcorn ... Has two sisters, Lauren and Shelby ... Older sister, Lauren, is a former collegiate softball player at the University of Albany.

### Alcorn's Career Batting Statistics

Year	Avg	GP	GS	AB	R	H	2B	3B	HR	RBI	TB	SLG%	BB	HBP	SO	GDP	OB%	SF	SH	SB	ATT	PO	A	E	FLD%
2013	.244	51	46	135	17	33	6	1	4	18	53	.393	12	1	31	0	.307	2	0	2	2	58	71	4	.970
2014	.271	45	45	133	16	36	3	0	7	19	60	.451	7	1	27	0	.308	2	2	2	2	61	113	11	.941
2015	.290	53	52	155	31	45	9	1	7	27	77	.497	16	4	22	0	.365	3	0	3	3	71	139	17	.925
<b>Total</b>	<b>.270</b>	<b>149</b>	<b>143</b>	<b>423</b>	<b>64</b>	<b>114</b>	<b>18</b>	<b>2</b>	<b>18</b>	<b>64</b>	<b>190</b>	<b>.449</b>	<b>35</b>	<b>6</b>	<b>80</b>	<b>0</b>	<b>.329</b>	<b>7</b>	<b>2</b>	<b>7</b>	<b>7</b>	<b>190</b>	<b>323</b>	<b>32</b>	<b>.941</b>



## 10 Morgan Halo

RHP/INF • R/R • 5-10 • Freshman  
Sophia, N.C. (Wheatmore HS)

**High School:** Four-year letterwinner at Wheatmore High School ... Led the Warriors to four conference championships, four all-district titles and four all-state championships ... Three-time PAC-6 Conference Pitcher of the Year ... Named Randolph County

Player of the Year in 2013 and 2014 ... Named district Pitcher of the Year in 2013 and district Player of the Year 2014 ... Finished her prep career with a 61-10 record in the circle ... Hit .460 with 149 RBI, 30 doubles, 19 home runs and seven triples. **Personal:** Full name is Morgan Rose Halo ... Born January 16, 1997 ... Daughter of Rick and Susan Halo ... Graduated Summa Cum Laude ... Member of the National Honor Society, Beta Club and National Technical Honors Society ... Has a younger brother, Nick ... Intended major is biology.



## 13 Ashley Cruise

RHP • R/R • 5-7 • Sophomore  
Kingston, N.Y. (Kingston HS)

2014-15 American Athletic  
Conference All-Academic Team

**2015 (Freshman):** Appeared in 24 games and made 14 starts ... Accrued a 3-11 record with a 4.66 earned run average over 85.2 innings pitched ... Tallied 53 strikeouts against 39 walks ... Tossed four complete games and notched one shutout ... Announced her presence during her first collegiate weekend by throwing a complete-game shutout in a 2-0 victory over SEC member South Carolina (Feb. 8) ... Scatted four hits and struck out two batters in the win ... Picked up a victory in her collegiate debut versus eventual NCAA regional participant Longwood (Feb. 7) with a solid 3.1-inning performance where she limited the Lancers to just one hit ... Notched her third victory of the campaign and fanned six batters in a complete-game effort at Memphis (March 28) as the Pirates downed the Tigers 8-1 ... Racked up a career-high eight strikeouts against Marshall (Feb. 12). **High School:** Team captain and four-year letterwinner at Kingston High School ... First-Team All-Star for the *Daily Freeman* and *Record Online* as a senior ... Named First-Team All-Star by the *Times Herald Record* after posting a 13-3 record to go along with a 1.40 ERA and 164 strikeouts in 110 innings during her junior season in 2013 ... Most Valuable Defensive



Player in 2013 and 2014 ... NYS Second-Team All-Star as a senior ... Spun the first no-hitter of her high school career with 13 strikeouts on April 16, while recording the team's only hit on an RBI double in a 4-0 victory ... Finished her prep career with 37 victories and 456 strikeouts in 352.0

innings pitched ... Member of the National Honor Society ... Spanish Honor Society ... Graduated with Highest Honors. **Personal:** Born Ashley Cruise on March 9, 1996 in Albany, N.Y. ... Daughter of Anthony and Christa Cruise ... Majoring in psychology with a minor in criminal justice.

### Cruise's Career Pitching Statistics

Year	ERA	W	L	App	GS	CG	SHO	CBO	SV	IP	H	R	ER	BB	SO	2B	3B	HR	BF	B/Avg	WP	HBP	BK	SFA	SHA
2015	4.66	3	11	24	14	4	1	0	0	85.2	112	72	57	39	53	19	3	13	419	.312	5	7	0	1	13
<b>Total</b>	<b>4.66</b>	<b>3</b>	<b>11</b>	<b>24</b>	<b>14</b>	<b>4</b>	<b>1</b>	<b>0</b>	<b>0</b>	<b>85.2</b>	<b>112</b>	<b>72</b>	<b>57</b>	<b>39</b>	<b>53</b>	<b>19</b>	<b>3</b>	<b>13</b>	<b>419</b>	<b>.312</b>	<b>5</b>	<b>7</b>	<b>0</b>	<b>1</b>	<b>13</b>



## 14 Kacie Oshiro

OF/C • L/R • 5-4 • Junior  
Mililani, Hawaii (Mililani HS)

### 2014-15 American Athletic Conference All-Academic Team

**2015 (Sophomore):** Played in 43 games with 42 starts ... Made 19 starts in right field and 13 as the designated player ... Tallied a team second-best .279 batting average with 38 hits, 15 runs scored, six doubles, a triple, a home run and 20 RBI ... One of just four qualified players in the league to sport a flawless 1.000 fielding percentage ... Tied for the team lead with 11 multiple-hit efforts ... Enjoyed a seven-game hitting streak that spanned Feb. 21-March 1 ... Notched a season-high four RBI off of three hits and a double against ETSU (Feb. 14) ... Recorded three hits and scored two runs versus Maine (Feb. 27) ... Clubbed a home run

against No. 23 James Madison (April 15). **2014 (Freshman):** Appeared in eight games and made three starts ... Hit .231 (3-for-13) with one run scored and one RBI during her rookie campaign ... Made her first-career start as the left fielder and recorded her first-collegiate hit in a 1-for-2 performance against Nevada (Feb. 9) ... Went 1-for-3 with a run scored against Drexel (Feb. 16) ... Pinch hit against UAB (March 8) ... Started in right field and was 1-for-2 in the second game of a doubleheader at FIU (March 29) ... Had an RBI groundout in her only at-bat and subbed in as the right fielder in a 7-0 win at Louisiana Tech (April 26). **High School:** Lettered four years under head coach Rose Antonio ... Played club ball for Po'okela, the Guava Jam and the Hawai'i Diamonds ... Earned all-state recognition all four years in high school ... Three-time All-OIA First Team honoree ... Recorded a 10-0 record and earned First Team All-OIA and Third Team All-State honors as a senior. **Personal:** Born April 8 to Guy and Jamie Oshiro ... Her sister, Kristi, is a former ECU softball student-athlete ... Pre-med major.

### Oshiro's Career Batting Statistics

Year	Avg	GP	GS	AB	R	H	2B	3B	HR	RBI	TB	SLG%	BB	HBP	SO	GDP	OB%	SF	SH	SB	ATT	PO	A	E	FLD%
2014	.231	8	3	13	1	3	0	0	0	1	3	.231	0	0	4	0	.231	0	0	0	0	2	0	0	1.000
2015	.279	43	42	136	15	38	6	1	1	20	49	.360	4	2	19	1	.310	0	3	0	1	42	1	0	1.000
<b>Total</b>	<b>.275</b>	<b>51</b>	<b>45</b>	<b>149</b>	<b>16</b>	<b>41</b>	<b>6</b>	<b>1</b>	<b>1</b>	<b>21</b>	<b>52</b>	<b>.349</b>	<b>4</b>	<b>2</b>	<b>23</b>	<b>1</b>	<b>.303</b>	<b>0</b>	<b>3</b>	<b>0</b>	<b>1</b>	<b>44</b>	<b>1</b>	<b>0</b>	<b>1.000</b>



## 17 Karlie Smith

3B / SS • R/R • 5-10 • Sophomore  
Dagsboro, Del. (Indian River HS)

### 2014-15 American Athletic Conference All-Academic Team

**2015 (Freshman):** Appeared in 47 games and made 45 starts as East Carolina's everyday third baseman ... Hit .184 with 26 hits, 14 runs scored, three doubles, two triples, two home runs and 15 RBI ... Named American Athletic Conference Player of the Week April 27 following a five-hit, 10-RBI performance during which she hit .357 in three contests with UConn (April 25-26) and a victory over North Carolina (April 23) ... Recorded five multiple-hit games and two multiple-RBI efforts ... Notched a career-best three hits at Memphis (March 28) ... Clubbed a grand slam in back-to-back games against UConn and was the only player in the league to record multiple grand slams during the season ... Drew a pair of walks in consecutive games versus Delaware State (Feb. 6) and South Carolina (Feb. 7). **High School:** Lettered in softball, swimming and field

hockey at Indian River High School ... First team all-conference ... First team all-state ... First-Team All-State selection by the *Delaware State News* as a junior ... Helped Delaware to the Big League Softball World Series with an 11-6 win over Puerto Rico in the championship game ... Finished her senior year with a team leading .426 batting average ... Led the Indians in runs (25), hits (26), RBIs (28) and extra base hits ... Named Delaware Women's Alliance of Sport and Fitness Outstanding Athlete ... Led IRHS in hits, batting average and RBIs for three years ... State qualifier in multiple events as a swimmer at Indian River ... Team captain on both the softball and swimming teams ... Four-year Indian River School District Fall Academic Achievement recipient ... Member of the Honor Roll all four years of school ... National Honor Society ... Named academic all-conference in softball, field hockey and swimming. **Personal:** Born Karlie Smith on April 30, 1996 in Lewes, Del. ... Daughter of Mark and Donna Smith ... Has a brother, Mark ... Mother, Donna, is a Hall of Fame swimmer at the University of Delaware ... Majoring in elementary education.

### Smith's Career Batting Statistics

Year	Avg	GP	GS	AB	R	H	2B	3B	HR	RBI	TB	SLG%	BB	HBP	SO	GDP	OB%	SF	SH	SB	ATT	PO	A	E	FLD%
2015	.184	47	45	141	14	26	3	2	2	15	39	.277	14	1	38	1	.259	2	1	0	0	36	111	13	.919
<b>Total</b>	<b>.184</b>	<b>47</b>	<b>45</b>	<b>141</b>	<b>14</b>	<b>26</b>	<b>3</b>	<b>2</b>	<b>2</b>	<b>15</b>	<b>39</b>	<b>.277</b>	<b>14</b>	<b>1</b>	<b>38</b>	<b>1</b>	<b>.259</b>	<b>2</b>	<b>1</b>	<b>0</b>	<b>0</b>	<b>36</b>	<b>111</b>	<b>13</b>	<b>.919</b>



**18** Mary-Sloan Bradford  
 OF • R/R • 5-5 • Sophomore  
 Windermere, Fla. (West Orange HS)


**2014-15 American Athletic  
 Conference All-Academic Team**

**2015 (Freshman):** Appeared in 46 games and made 43 starts ... Started 22 games in left field, three in right field and 18 at designated player ... Batted .233 with 28 hits, 22 runs scored, two doubles, a triple, four home runs and 12 RBI ... Led the team with a .418 on base percentage and tied for the squad lead with six stolen bases ... Named to the American Athletic Conference weekly honor roll Feb. 9 ... Tabbed MVP of the Pirate Classic after ECU blanked South Carolina (Feb. 8) on the final day to win the tournament ... Finished the season

ranked 39th nationally in walks drawn with an AAC-best 34 in her 46 appearances ... Tallied five multiple-hit games and three multiple-RBI efforts ... Notched a season-high three hits in four at bats at Hawai'i (March 10) ... Drew a trio of walks versus Delaware State on opening day (Feb. 6). **High School:** Four-year letterwinner at West Orange High School ... Led her team to the 8A state semifinals with a 25-6 overall record ... Was the team's leader in nine offensive categories, including home runs (8) and RBIs (34) in the spring of 2013 ... Hit .459 and stole 19 bases during her junior season ... First-Team All-Central Florida selection by the Orlando Sentinel ... Named to the All-Metro Conference team ... Member of the honor roll, principal's honor roll and National Honor Society. **Personal:** Born Mary-Sloan Bradford on March 22, 1996 in Vero Beach, Fla. ... Daughter of Keith and Cam Bradford ... Grandfather played college basketball at Ole Miss ... Undecided on a major.

**Bradford's Career Batting Statistics**

Year	Avg	GP	GS	AB	R	H	2B	3B	HR	RBI	TB	SLG%	BB	HBP	SO	GDP	OB%	SF	SH	SB	ATT	PO	A	E	FLD%
2015	.233	46	43	120	22	28	2	1	4	12	44	.367	34	4	40	0	.418	0	1	6	9	22	1	1	.958
<b>Total</b>	<b>.233</b>	<b>46</b>	<b>43</b>	<b>120</b>	<b>22</b>	<b>28</b>	<b>2</b>	<b>1</b>	<b>4</b>	<b>12</b>	<b>44</b>	<b>.367</b>	<b>34</b>	<b>4</b>	<b>40</b>	<b>0</b>	<b>.418</b>	<b>0</b>	<b>1</b>	<b>6</b>	<b>9</b>	<b>22</b>	<b>1</b>	<b>1</b>	<b>.958</b>





**19 Tate McClellan**  
**INF • R/R • 5-8 • Freshman**  
**Windermere, Fla. (Olympia HS)**

**High School:** Four-year letterwinner at Olympia High School ... Served as team captain for two years ... Hit .538 as a senior with 27 RBIs and six home runs ... Posted a .425 batting average in her junior year and drove in 24 runs while belting eight

homers ... Three-time All-Central Florida selection ... Named offensive player-of-the-year for Olympia High School in 2013 and MVP in 2014 and 2015. **Personal:** Full name is Tate Kathleen McClellan ... Born December 15, 1996 ... Daughter of Steve and Shannon McClellan ... Has two older brothers Steve and Patrick ... Father Steve played baseball at UCF from 1988-90 ... Brothers Steve and Patrick play baseball at the University of West Florida and Lake Sumter State College, respectively ... Plans to major in early education.



**20 Ciara Ervin**  
**OF • L/R • 5-3 • Junior**  
**Tracy, Calif. (Merrill F. West HS)**

**2015 (Sophomore):** Appeared in 47 games and made 40 starts ... Started 30 games in left field, two in right field and eight at designated player ... Tallied seven multiple-hit games and two multiple-RBI efforts ... Notched a career-high four hits, including a pair of doubles, and scored two runs against Maine (Feb. 27) ... Produced a modest four-game hitting streak spanning April 18-23 ... Recorded her lone home run of the campaign at Memphis (March 28) ... Scored four runs in the final two games of the regular season against UConn (April 25-26). **2014 (Freshman):** Appeared in 25 games and made one start during her rookie campaign ... Primarily served as a pinch runner, scoring six runs and stealing two bases on the season ... Recorded her first-career stolen base as a pinch-runner against BYU (Feb. 7) ... Scored her first-career run

against Southern Utah (Feb. 8) ... Notched her first-career hit, walked and scored a run against Drexel (Feb. 16) ... Scored a run in a pinch-running opportunity against Albany (Feb. 21) ... Scored the winning run as a pinch runner in the top of the sixth inning in a 4-3 victory in game one of a doubleheader sweep at Charlotte (March 15) ... Made her first-collegiate start as the centerfielder and scored a run in a 9-1 win over Marshall (March 22) ... Scored a run as a pinch runner against Southern Miss (April 6) ... Stole a base as a pinch runner at 15th-ranked Tulsa (April 13). **High School:** Lettered four years under head coach Marty Torres ... Played club ball at the All-American Sports Academy under coach Bryan Merrida ... Member of three TCAL Championship teams (2010, 2011, 2013) ... Earned First Team All-TCAL recognition all four years ... Batted .506 with a .578 OBP and was named TCAL MVP as a senior in 2013 ... Hit .464 with a .554 OBP as a junior in 2012. **Personal:** Born May 10 to Kimberly and Robert Ervin in Stockton, Calif. ... Majoring in health fitness ... Has two younger sisters, Jalen and Ryan ... Father played football at the University of the Pacific and aunt played softball at Texas Southern.

**Ervin's Career Batting Statistics**

Year	Avg	GP	GS	AB	R	H	2B	3B	HR	RBI	TB	SLG%	BB	HBP	SO	GDP	OB%	SF	SH	SB	ATT	PO	A	E	FLD%
2014	.200	25	1	5	6	1	0	0	0	0	1	.200	1	0	2	0	.333	0	0	2	2	1	0	0	1.000
2015	.256	47	40	121	18	31	9	1	1	12	45	.372	11	3	19	0	.333	0	1	2	2	39	4	2	.956
<b>Total</b>	<b>.254</b>	<b>72</b>	<b>41</b>	<b>126</b>	<b>24</b>	<b>32</b>	<b>0</b>	<b>1</b>	<b>1</b>	<b>12</b>	<b>46</b>	<b>.365</b>	<b>12</b>	<b>3</b>	<b>21</b>	<b>0</b>	<b>.333</b>	<b>0</b>	<b>1</b>	<b>4</b>	<b>4</b>	<b>40</b>	<b>4</b>	<b>2</b>	<b>.957</b>



**21 Ali Ramirez**  
**1B • R/R • 5-9 • Junior**  
**Pittsburg, Calif. (Heritage HS)**

**2015 (Sophomore):** Appeared in 52 of East Carolina's 53 games and made 52 starts as the Pirates' everyday first baseman ... Hit .204 with 29 hits, 13 runs scored, six doubles, one triple, two home runs and 24 RBI ... Tallied seven multiple-hit games and six multiple-RBI efforts ... Ranked third in the conference in putouts (409) ... Posted double-digit putouts in 13 contests, including a season-high 15 at Memphis (March 28) ... Enjoyed a hot start to the season recording four hits, six RBI, a double and a triple in opening-day wins over Oakland and Delaware State (Feb. 6) ... Named to the Pirate Classic All-Tournament Team ... Notched three hits at USF (April 19) ... Drove in three runs in ECU's second victory over Oakland (Feb. 8). **2014 (Freshman):** Made five appearances and one start during her rookie campaign ... Drew three walks, had one hit and posted one RBI ... Made her first-career start at first base and notched 13 putouts against Southern Utah (Feb. 8) ... Recorded her first collegiate hit on an RBI single and finished 1-for-2 in a 6-4 win over Delaware State (Feb. 15) ... Drew a walk against Drexel (Feb. 16) ... Drew a walk in her lone plate appearance as a pinch hitter in a 7-0



victory at Louisiana Tech (April 26). **High School:** Lettered four years under head coach Ron Rivers ... Played club ball for the Lady Hustle U18 Gold under Julie Marshall and Teresa Borschard ... Earned First Team All-BVAL recognition three-straight years (2011-13) ... Named All-East Bay in back-to-back years (2012-13) ... Hit .509 as a senior with 5 home runs

and 27 RBIs ... Batted .462, .491 and .529 for her freshman, sophomore and junior campaigns ... Also lettered four years in basketball and was named First Team All-BVAL as a sophomore and junior. **Personal:** Born Sept. 5 to Genny Dace-Jackson and Charles Ramirez ... Has two younger brothers, Charles and Allen.

#### Ramirez's Career Batting Statistics

Year	Avg	GP	GS	AB	R	H	2B	3B	HR	RBI	TB	SLG%	BB	HBP	SO	GDP	OB%	SF	SH	SB	ATT	PO	A	E	FLD%
2014	.250	5	1	4	0	1	0	0	0	1	1	.250	3	1	3	0	.625	0	0	0	0	26	1	1	.964
2015	.204	52	52	142	13	29	6	1	2	24	43	.303	20	6	41	3	.324	2	0	0	1	409	7	15	.965
<b>Total</b>	<b>.205</b>	<b>57</b>	<b>53</b>	<b>146</b>	<b>13</b>	<b>30</b>	<b>6</b>	<b>1</b>	<b>2</b>	<b>25</b>	<b>44</b>	<b>.301</b>	<b>23</b>	<b>7</b>	<b>44</b>	<b>3</b>	<b>.337</b>	<b>2</b>	<b>0</b>	<b>0</b>	<b>1</b>	<b>435</b>	<b>8</b>	<b>16</b>	<b>.965</b>



## 22 Rebecca Perrell

1B • R/R • 5-8 • Sophomore  
Lexington, N.C. (North Davidson HS)

2014-15 American Athletic  
Conference All-Academic Team

**2015 (Freshman):** Made two starts in three appearances – one at first base and the other at designated player ... Recorded a hit in contests against Seton Hall (Feb. 22) and Maine (Feb. 27) ... Drove in a run versus the Black Bears. **High School:** Team

captain and four-year letterwinner at North Davidson High School ... Concluded her prep career with a .382 batting average, 20 RBIs, 19 runs, four doubles and one home run ... Owned a .440 on-base percentage during her four-year career ... Starting third baseman as a junior ... Hit .385 as a sophomore and .271 as a junior ... Played in just one game as a senior due to an injury-plagued season ... Member of Mu Alpha Theta Math Honors Society ... Member of the North Davidson Honors Society. **Personal:** Born Rebecca Carrie Perrell on Nov. 20, 1995 in High Point, N.C. ... Daughter of Keith and Rosalie Perrell ... Has an older sister Meredith ... Majoring in biology.

#### Perrell's Career Batting Statistics

Year	Avg	GP	GS	AB	R	H	2B	3B	HR	RBI	TB	SLG%	BB	HBP	SO	GDP	OB%	SF	SH	SB	ATT	PO	A	E	FLD%
2015	.250	3	2	8	0	2	0	0	0	1	2	.250	0	0	1	1	.250	0	0	0	0	5	0	0	1.000
<b>Total</b>	<b>.250</b>	<b>3</b>	<b>2</b>	<b>8</b>	<b>0</b>	<b>2</b>	<b>0</b>	<b>0</b>	<b>0</b>	<b>1</b>	<b>2</b>	<b>.250</b>	<b>0</b>	<b>0</b>	<b>1</b>	<b>1</b>	<b>.250</b>	<b>0</b>	<b>0</b>	<b>0</b>	<b>0</b>	<b>5</b>	<b>0</b>	<b>0</b>	<b>1.000</b>



## 23 Meredith Mitchell

OF • S/R • 5-4 • Senior  
Dunlap, Tenn. • Sequatchie County  
HS (Chattanooga State)

2013 C-USA All-Freshman Team  
2014-15 American Athletic  
Conference All-Academic Team

**2015 (Junior):** Played in all 53 of East Carolina's games as the Pirates' everyday centerfielder ... Made one start at shortstop ... Batted .269 with 36 hits, 16 runs scored, two doubles, two triples and 12 RBI ... Tied for the team lead with six stolen bases ... Hit .455 in five games at the Outrigger Resorts Hawai'i Spring Fling tournament to earn all-tournament team honors ... Also tabbed to the Pirate Classic All-Tournament Team ... Notched six multiple-hit games and two multiple-RBI efforts ... Enjoyed a six-game hitting streak spanning Feb. 21-27, tallying multiple hits in three of those contests ... Posted a season-high three hits and scored three runs against UConn (April 25) ... Drove in a pair of runs in contests against Oakland (Feb. 8) and Seton Hall (Feb. 22) ... Recorded a triple in consecutive games at Memphis (March 28) ... Swiped a pair of bags against Delaware State (Feb. 6). **2014 (Sophomore):** Appeared in 36 games and made 22 starts in center field ... Hit .212 (11-for-52) while scoring nine runs and driving in four ... Was 6-for-7 in stolen-base attempts ... Stole her first base of the season in an 11-6 win over Seton Hall (Feb. 16) ... Hit an RBI single and drew a walk against Drexel (Feb. 16) ... Had a single and a run scored against Albany (Feb. 21) ... Notched a single against 19th-ranked South Alabama (Feb. 21) ... Hit an RBI triple in a 9-1 win over Delaware (Feb. 23) ... Tripled and scored the game-tying

run in the bottom of the seventh inning in a 5-4 victory over Fairfield (Feb. 23) ... Drove in a run on a sacrifice fly in a 4-3 win in game two of a doubleheader sweep against Tennessee Tech (March 1) ... Singled, scored two runs and stole two bases in a 4-0 win to complete the series sweep over Tennessee Tech (March 2) ... The two steals matched her career high ... Threw out the potential go-ahead run at home plate in a 2-1 win against UAB (March 8) ... Threw out a runner at home plate in the 2-1 series-opening win over UAB (March 8) ... Scored one run in a 4-3 victory in game one of a doubleheader sweep at Charlotte (March 15) ... Pinch ran and scored a run in the first game of a doubleheader at FIU (March 29) ... Scored once as a pinch-runner in the 12-2 series finale win over the Panthers (March 30) ... Stole her fourth base of the year as a pinch runner at 15th-ranked Tulsa (April 12) ... Stole a base as a pinch runner in a 1-0 series-clinching victory over Louisiana Tech (April 27) ... Recorded her sixth stolen base of the season as a pinch runner in a 6-3 win over UTEP (May 3) ... Scored a run as a pinch runner in the C-USA Championship semifinal against Marshall (May 9). **2013 (Freshman):** Earned Conference USA All-Freshman Team honors after turning in a strong debut season ... Ended her season ranking fourth on the team with a .291 batting average ... Also recorded 20 runs, 32 hits, three doubles, a triple, 37 total bases, .336 slugging percentage and six stolen bases ... Led the conference with nine outfield assists including throwing seven runners out at the plate attempting to score ... Played well in league-only games and led the team with a .333 batting average and 20 hits ... Also scored 12 runs and stole six bases against league foes ... Pinch ran and scored a run against Cleveland State (Feb. 8) ... Started her first career game in the outfield against Towson (Feb. 10) ... Used as a pinch runner and scored against Georgetown (Feb. 15) ...



Started in right field and had three at bats against St. John's (Feb. 16) ... Reached base with a walk and scored a run against Liberty (Feb. 22) ... Had first career hit and scored a run against Liberty (Feb. 24) ... Had a single, a sacrifice and scored a run against Elon (Feb. 27) ... Recorded a double against Binghamton (March 1) ... Posted a pair of hits including a double and laid down a sacrifice against North Carolina (March 1) ... Drove in a run against No. 22 Baylor (March 2) ... Recorded a base hit against North Dakota (March 3) ... Recorded outfield assists in back-to-back games against Syracuse (March 12) and No. 21 Hawai'i (March 12) ... Had a hit and scored a run in the first game against UAB (March 16) ... Put up a base hit in the first game against Houston (March 23) ... Picked up a pair of hits and scored two runs in the second game against North Carolina State (March 27) ... Notched a hit, run scored, walk and outfield assist in the opening game of the series against UTEP (March 29) ... Had multiple hits, including a double, as well as a walk and stolen base in the second game against the Miners (March 29) ... Walked, stole a base and scored a run in the series finale against UTEP (March 30) ... Had a hit, a run scored and an outfield assist in the series against UNCW (April 3) ... Recorded three hits and another outfield assist in the three-game series against No. 20 Tulsa (April 6-7) ... Had a career game with three hits (including a triple), three runs scored and three RBI plus two stolen bases in the first game of the series against Marshall (April 13) ... Had a multi-hit performance and a stolen base in the second game against the Thundering Herd (April 13) ... Had four hits, a run scored and an outfield assist in the series against Memphis (April 20-21) ... Recorded a hit, a run scored and outfield assist against Southern Miss

(May 4) ... Recorded a hit and run scored in the conference tournament against Marshall (May 9). **2012 (Chattanooga State):** Spent the fall of 2012 attending Chattanooga State before transferring to East Carolina for the spring 2013 semester. **High School:** Played and lettered in varsity softball for four years as a member of Sequatchie County High School (SCHS) ... Was a First-Team All-District 7-AA selection all four seasons ... Aided program to four consecutive District 7-AA championships ... Helped lead SCHS to TSSAA Sub-State tournament in each of her final three seasons ... Hit .477 as senior with 57 runs scored, 33 RBI and 11 stolen bases in 43 games ... Her run total led the Chattanooga area ... Was named to the *Chattanooga Times Free Press* Best of Preps All-Area Team as a junior when she totaled a .433 average, two home runs, seven triples, nine doubles, 20 RBI and 35 runs scored in 28 games ... In 29 games as a sophomore, hit .364 with 23 runs and 10 RBI in 28 games ... Began her high school career by hitting .367 with 22 runs, 11 RBI and 11 stolen bases in 24 games ... Earned a spot on the *Chattanooga Times Free Press* Best of the Preps All-Area in her initial campaign ... Gained additional softball experience playing for the Chattanooga Mustangs ... Her club team was the Tennessee (18A) ASA State Champions in 2011 and 2012 ... Aided the Mustangs to a top-15 finish at ASA Nationals (18U) in 2011 and 2012 ... Hit .469 with a home run, 12 triples and 20 stolen bases ... Was named the Homecoming Queen of her high school in the fall of her senior year. **Personal:** Majoring in accounting with a minor in finance ... Daughter of Dusty Mitchell and Stephanie Ewton ... Has six younger siblings: Madison Presto, Wyatt Presto, Austin Mitchell, Grace Mitchell, Brody Mitchell and Cain Mitchell.

#### Mitchell's Career Batting Statistics

Year	Avg	GP	GS	AB	R	H	2B	3B	HR	RBI	TB	SLG%	BB	HBP	SO	GDP	OB%	SF	SH	SB	ATT	PO	A	E	FLD%
2014	.212	36	22	52	9	11	1	2	0	4	16	.308	1	0	7	0	.222	1	0	6	7	19	1	3	.870
2015	.269	53	53	134	16	36	2	2	0	12	42	.313	11	0	19	0	.320	2	1	6	8	74	9	6	.933
<b>Total</b>	<b>.253</b>	<b>89</b>	<b>75</b>	<b>186</b>	<b>25</b>	<b>47</b>	<b>3</b>	<b>4</b>	<b>0</b>	<b>16</b>	<b>58</b>	<b>.312</b>	<b>12</b>	<b>0</b>	<b>26</b>	<b>0</b>	<b>.294</b>	<b>3</b>	<b>1</b>	<b>12</b>	<b>15</b>	<b>93</b>	<b>10</b>	<b>9</b>	<b>.920</b>



**24 Megan Quick**  
**2B • R/R • 5-8 • Junior**  
**Laurinburg, N.C. • (Marlboro HS (S.C.))**

**2015 (Sophomore):** Appeared in 21 games and made 18 starts ... Started 14 games at second base and four at designated player ... Batted .196 with 10 hits, six runs scored, a double and three RBI ... Tallied three multiple-hit games ... Recorded two hits in contests against Seton Hall (Feb. 21) and Oregon State (March 5) as well as at Hawai'i (March 8) ... Scored a pair of runs against UConn (April 25).  
**2014 (Freshman):** Appeared in four games and recorded five at bats during her rookie campaign ... Hit .200 (1-for-5) ... Recorded a RBI single in her first career at-bat as a pinch hitter against Drexel (Feb. 16) ... Pinch hit in a 12-1 win over Southern Miss (April 6). **High School:** Lettered

five years under head coach Boyd McLaurin ... 2013 2A State Player of the Year ... Member of two SCISA state championship teams (2012 and 2013) ... Three-time 2A All-State selection (2011-13) ... Three-time North/South All-Star choice (2011-13) ... Four-time All-Region choice (2010-13) ... Three-time offensive team MVP (2011-13) ... Batted .510 with 26 RBIs and 28 stolen bases as a senior ... Hit .482 with 24 RBIs and 25 steals as a junior ... Notched a .485 average with 25 RBIs and 23 stolen bases as a sophomore ... Stole 18 bases as a freshman to complement her .500 batting average ... Also lettered four years in basketball and two years in volleyball. **Personal:** Majoring in elementary education ... Born Feb. 22 to Norman and Carol Quick ... Father, Norman, played football at ECU from 1980-84 ... Lone sibling, Matthew, played baseball at Methodist University from 2008-12.

**Quick's Career Batting Statistics**

Year	Avg	GP	GS	AB	R	H	2B	3B	HR	RBI	TB	SLG%	BB	HBP	SO	GDP	OB%	SF	SH	SB	ATT	PO	A	E	FLD%
2014	.200	4	0	5	0	1	0	0	1	1	1	.200	0	0	1	0	.200	0	0	0	0	0	0	0	.000
2015	.196	21	18	51	6	10	1	0	0	3	11	.216	4	0	16	1	.255	0	0	0	0	29	34	3	.955
<b>Total</b>	<b>.196</b>	<b>25</b>	<b>18</b>	<b>56</b>	<b>6</b>	<b>11</b>	<b>1</b>	<b>0</b>	<b>0</b>	<b>4</b>	<b>12</b>	<b>.214</b>	<b>4</b>	<b>0</b>	<b>17</b>	<b>1</b>	<b>.250</b>	<b>0</b>	<b>0</b>	<b>0</b>	<b>0</b>	<b>29</b>	<b>34</b>	<b>3</b>	<b>.955</b>





**44 Nicole Cheek**  
 UTL • R/R • 5-9 • Senior  
 Simi Valley, Calif. • (Simi Valley HS)  
 (Marist)


2014-15 American Athletic  
 Conference All-Academic Team

**2015 (Junior):** Appeared in 31 games and made 28 starts ... Started 19 games in right field, six at designated player and one in center field ... Batted .193 with 16 hits, eight runs scored, two doubles, a home run and 12 RBI ... Turned in four multiple-hit games ... Tallied two hits, two runs scored, a double, a home run and six RBI against Oakland (Feb. 6) ... Notched a season-best three hits in the second contest with Oakland (Feb. 8) ... Drew a pair of walks against Iowa (March 15). **2014 (Marist):** Appeared in 50 games and made 47 starts ... Tied for ninth in career home runs with 19 and holds five single-season records ... First in RBIs (52), tied for first in home runs (15), second in at bats (184), fourth in runs (43), and fifth in hits (64) ... Compiled 27 hits for a .203 batting average ... Tallied 20 RBIs, 15 runs and four homers with a .323 slugging percentage ... Defensively, she added 75 putouts and 50 assists ... Led Marist in 10-run deficit come-from-behind victory over Lehigh (April 8), with two home runs and five RBI ... Posted a five-game hitting streak from April 6-12, notching six hits ... Had a season-high four at bats eight times throughout the season and two hits four separate times ... Compiled 14 putouts against Bethune Cookman (March 15), while adding eight assists over Quinnipiac (April 26). **2013**

**(Marist):** Earned First Team All-MAAC accolades ... Tabbed MAAC Rookie of the Year ... Named MAAC Rookie of the Week (April 29) ... Finished the season ranked eighth among freshman in home runs for Division I programs ... Appeared in 55 games making 55 starts ... Hit .348 which was good for third on the team ... Led the team in home runs with 15, RBIs with 52, triples with two, slugging percentage at .663, total bases with 122 and at-bats with 184 ... Finished second on the team with 64 hits and nine doubles ... Had 15 multi-hit games ... Recorded six games in which she had three or more hits ... Had season-high four hits at Holy Cross (April 23) ... Season-high five RBIs at Canisius (April 13). **High School:** Four-year letterwinner at Simi Valley High School ... Three-time champions of the competitive Division 1 Marmonte League ... Honored as second-team all-state selection following senior season in 2012 with a .453 batting average, 32 RBIs and 30 runs scored ... Named Marmonte League Defensive Player of the Year as a senior ... Honored in 2012 as a First Team CIF Division 1 and First Team All-Ventura County player ... Named Simi Valley's MVP ... First Team All-Marmonte League selection in 2011 ... Led the league and Ventura County in triples as a junior ... Played club ball with the OC Batbusters Gold travel team who came in third at the 2011 Premier Girls Fastpitch National Tournament and second at the 2011 Louisville Slugger Tournament ... Finished her club career with SGV Velocity ... Four-time scholar-athlete honoree ... Member of the National Honor Society. **Personal:** Born Nicole DeeAnn Cheek on December 26, 1993 in Woodland Hills, Calif. ... Daughter of Patrick and Nancy Cheek ... Has a younger sister, Haley ... Majoring in psychology with a minor in child development and family relations.

**Cheek's Career Batting Statistics**

Year	Avg	GP	GS	AB	R	H	2B	3B	HR	RBI	TB	SLG%	BB	HBP	SO	GDP	OB%	SF	SH	SB	ATT	PO	A	E	FLD%
2015	.193	31	28	83	8	16	2	0	1	12	21	.253	5	6	22	0	.284	1	0	2	2	26	2	2	.933
<b>Total</b>	<b>.179</b>	<b>18</b>	<b>9</b>	<b>28</b>	<b>4</b>	<b>5</b>	<b>1</b>	<b>0</b>	<b>0</b>	<b>4</b>	<b>6</b>	<b>.214</b>	<b>2</b>	<b>0</b>	<b>9</b>	<b>1</b>	<b>.219</b>	<b>2</b>	<b>0</b>	<b>0</b>	<b>0</b>	<b>3</b>	<b>12</b>	<b>2</b>	<b>.882</b>



# 2015 Review



# 2015 Season Review

## American: Year One

East Carolina became a full member of the American Athletic Conference July 1, 2014 thus playing its first season as a league member in 2015. The Pirates finished a respectable fourth place with a 7-11 league ledger before falling to No. 5 seed USF in the quarterfinal round of the AAC Championship tournament.

## American Conference Congrats

Junior shortstop Casey Alcorn became the first East Carolina softball player to earn all-conference honors in the American when she picked up first-team accolades. Alcorn paced ECU in numerous offensive categories, including batting average (.290), slugging percentage (.497) and hits (45). She also finished among the league leaders in assists (second/139), doubles (seventh/9), slugging percentage (ninth), total bases (ninth/77) and fielding double plays (ninth/8).

## Quality Opposition

East Carolina faced several quality opponents throughout a competitive schedule last season. ECU battled nine teams that finished in the top 50 of the NCAA RPI - Oklahoma (12), James Madison (13), UCF (16), Utah (27), NC State (29), South Carolina (32), North Carolina (36), Georgia State (40) and Virginia Tech (47). Of that group, the Pirates picked up wins over Utah, South Carolina and North Carolina.

## Leaving a Legacy

Sarah Christian, who arrived at East Carolina as a local product, will see her name in the program record book for years to come. She finished out her career ranked fifth in appearances (147), sixth in wins (79), games started (109), strikeouts (358) and innings pitched (679.2) and seventh in complete games (58).

## Walk with Me

Plate discipline was the name of the game for freshman Mary-Sloan Bradford who drew a team and American Athletic Conference-best 34 walks in 53 contests last season. She averaged .74 per contest to rank 39th nationally.

## Tough Ticket

Pirate Nation packed the stands April 8 when East Carolina hosted NC State, setting a new stadium attendance record of 861. The mark eclipsed the previous milestone of 844 set May 14, 2011 during the ECU Softball Stadium's inaugural season when the Pirates topped Tulsa to win their second consecutive Conference USA Tournament title.

## All-Tournament Honors

At the Outrigger Resorts Hawai'i Spring Fling Tournament, junior centerfielder Meredith Mitchell was the lone Pirate named to the All-Tournament Team. She led the Pirates with a .455 batting average after going 5-for-11 in five games. Additionally, she scored three runs, drove in one run and tallied six total bases. Mitchell drew two walks and recorded a double for a slugging percentage of .545 while registering a .538 on-base percentage during the tournament. The all-tournament

team nod was her second of the year as she was also named to the Pirate Classic All-Tournament Team along with five of her teammates. The Pirates had a successful season-opening tournament as ECU had six players receive Pirate Classic All-Tournament Team honors. Freshmen Ashley Cruise and Bradford were named Most Valuable Pitcher and Most Valuable Player, respectively. Additionally, sophomore Ali Ramirez, Alcorn and Mitchell, along with redshirt senior Abby Wynne, were also named to the Pirate Classic All-Tournament Team.

## Cutting it Close

East Carolina certainly had a penchant for playing close games last season as 16 of the Pirates' 53 contests were decided by one run. ECU produced a 5-11 record in those games while sporting a 1-4 ledger in two-run contests.

## Weekly Recognition

Freshman Karlie Smith had quite the series against American Athletic Conference foe UConn and was named AAC Player of the Week as a result. She went 5-for-14 during the week with 10 RBI and five runs scored while batting .357. She launched her first career home run, a grand slam, in ECU's 15-3, five-inning win over the Huskies in the second game of a doubleheader. The Dagsboro, Del., native came back the following day and belted her second-career home run, also a grand slam, to lead the Pirates over UConn, 12-0, in five innings. The third baseman led the Pirates to a 3-1 record that week as ECU defeated in-state rival North Carolina before winning the series over the Huskies. Smith recorded a team-high .786 slugging percentage and a .400 on-base percentage in the four contests.

## Peaking at the Right Time

Sophomore hurler Lydia Ritchie did not record her first victory of the season until April 18 at USF. However, she ended her campaign in style by going 4-2 with a 2.21 earned run average in six appearances. Moreover, she threw a complete game in all six of her starts including a five-inning victory over UConn and a walkoff win over North Carolina. During the stretch, Ritchie struck out 20 and held opposing hitters to a .247 batting average.

## A Leader Among our Peers

East Carolina has won 1,337 games in 32 seasons of competition - the most of any current member of the American Athletic Conference. USF checks in second with 1,205 victories while UConn is third with 986 in 41 campaigns. Below is the complete listing.

1. East Carolina	1,337 wins	38 seasons
2. USF	1,205 wins	31 seasons
3. UConn	986 wins	41 seasons
4. Tulsa	687 wins	23 seasons
5. Houston	536 wins	15 seasons
6. UCF	524 wins	14 seasons
7. Memphis	258 wins	10 seasons

# 2015 Final Statistics

## All Games

### Hitting Statistics

No.	Player	AVG	GP-GS	AB	R	H	2B	3B	HR	RBI	TB	SLG%	BB	HBP	SO	GDP	OB%	SF	SH	SB-ATT	PO	A	E	FLD%
9	Casey Alcorn	.290	53-52	155	31	45	9	1	7	27	77	.497	16	4	22	0	.365	3	0	3-3	71	139	17	.925
14	Kacie Oshiro	.279	43-42	136	15	38	6	1	1	20	49	.360	4	2	19	1	.310	0	3	0-1	42	1	0	1.000
5	Abby Wynne	.273	53-53	154	27	42	3	1	9	25	74	.481	24	2	45	0	.376	1	0	5-5	231	39	4	.985
23	Meredith Mitchell	.269	53-53	134	16	36	2	2	0	12	42	.313	11	0	19	0	.320	2	1	6-8	74	9	6	.953
20	Ciara Ervin	.256	47-40	121	18	31	9	1	1	12	45	.372	11	3	19	0	.333	0	1	2-2	39	4	2	.956
22	Rebecca Perrell	.250	3-2	8	0	2	0	0	0	1	2	.250	0	0	1	1	.250	0	0	0-0	5	0	0	1.000
18	Mary-Sloan Bradford	.233	46-43	120	22	28	2	1	4	12	44	.367	34	4	40	0	.418	0	1	6-9	22	1	1	.958
19	Ali Ramirez	.204	52-52	142	13	29	6	1	2	24	43	.303	20	6	41	3	.324	2	0	0-1	409	7	15	.965
24	Megan Quick	.196	21-18	51	6	10	1	0	0	3	11	.216	4	0	16	1	.255	0	0	0-0	29	34	3	.955
44	Nicole Cheek	.193	31-28	83	8	16	2	0	1	12	21	.253	5	6	22	0	.284	1	0	2-2	26	2	2	.933
17	Karlie Smith	.184	47-45	141	14	26	3	2	2	15	39	.277	14	1	38	1	.259	2	1	0-0	36	111	13	.919
6	Kerry Butler	.179	18-9	28	4	5	1	0	0	4	6	.214	2	0	9	1	.219	2	0	0-0	3	12	2	.882
3	Andie Johnson	.150	39-38	100	9	15	2	0	1	9	20	.200	6	0	20	1	.196	1	1	0-0	63	72	6	.957
2	Sarah Christian	.000	32-25	1	0	0	0	0	0	0	0	.000	0	0	0	0	.000	0	0	0-0	3	29	3	.914
10	Caroline Umphlett	.000	23-4	0	0	0	0	0	0	0	0	.000	0	0	0	0	.000	0	0	0-0	1	10	0	1.000
4	Lydia Ritchie	.000	18-12	0	1	0	0	0	0	0	0	.000	1	0	0	0	1.000	0	0	0-0	1	13	1	.933
13	Ashley Cruise	.000	24-14	0	0	0	0	0	0	0	0	.000	0	0	0	0	.000	0	0	0-0	1	8	2	.818
<b>TOTALS</b>		<b>.235</b>	<b>53</b>	<b>1,374</b>	<b>184</b>	<b>323</b>	<b>46</b>	<b>10</b>	<b>28</b>	<b>176</b>	<b>473</b>	<b>.344</b>	<b>152</b>	<b>28</b>	<b>311</b>	<b>9</b>	<b>.321</b>	<b>14</b>	<b>8</b>	<b>24-31</b>	<b>1,056</b>	<b>491</b>	<b>77</b>	<b>.953</b>
<b>OPPONENTS</b>		<b>.307</b>	<b>53</b>	<b>1,468</b>	<b>275</b>	<b>450</b>	<b>90</b>	<b>10</b>	<b>48</b>	<b>247</b>	<b>704</b>	<b>.480</b>	<b>122</b>	<b>32</b>	<b>202</b>	<b>6</b>	<b>.369</b>	<b>13</b>	<b>32</b>	<b>37-51</b>	<b>1,067</b>	<b>369</b>	<b>37</b>	<b>.975</b>

### Pitching Statistics

No.	Player	ERA	W-L	APP	GS	CG	SHO/CBO	SV	IP	H	R	ER	BB	SO	2B	3B	HR	AB	B/Avg.	WP	HBP	BK	SFA	SHA
4	Lydia Ritchie	3.29	4-8	17	11	7	1/0	0	68.0	74	42	32	24	34	15	1	9	273	.271	1	5	1	4	5
2	Sarah Christian	3.31	6-13	31	24	9	3/0	0	129.0	160	86	61	30	70	32	1	11	538	.297	1	16	0	4	9
13	Ashley Cruise	4.66	3-11	24	14	4	1/0	0	85.2	112	72	57	39	53	19	3	13	359	.312	5	7	0	1	13
10	Caroline Umphlett	6.66	3-5	23	4	1	0/0	0	69.1	104	75	66	29	45	24	5	15	298	.349	8	4	1	4	5
<b>TOTALS</b>		<b>4.30</b>	<b>16-37</b>	<b>53</b>	<b>53</b>	<b>21</b>	<b>5/0</b>	<b>0</b>	<b>352.0</b>	<b>450</b>	<b>275</b>	<b>216</b>	<b>122</b>	<b>202</b>	<b>90</b>	<b>10</b>	<b>48</b>	<b>1,468</b>	<b>.307</b>	<b>15</b>	<b>32</b>	<b>2</b>	<b>13</b>	<b>32</b>
<b>OPPONENTS</b>		<b>3.21</b>	<b>37-16</b>	<b>53</b>	<b>53</b>	<b>27</b>	<b>11/2</b>	<b>2</b>	<b>355.2</b>	<b>323</b>	<b>184</b>	<b>163</b>	<b>152</b>	<b>311</b>	<b>46</b>	<b>10</b>	<b>28</b>	<b>1,374</b>	<b>.235</b>	<b>27</b>	<b>28</b>	<b>0</b>	<b>14</b>	<b>8</b>

## American Athletic Conference Games

### Hitting Statistics

No.	Player	AVG	GP-GS	AB	R	H	2B	3B	HR	RBI	TB	SLG%	BB	HBP	SO	GDP	OB%	SF	SH	SB-ATT	PO	A	E	FLD%
9	Casey Alcorn	.333	18-18	57	11	19	4	0	3	9	32	.561	6	0	8	0	.397	0	0	1-1	22	56	10	.886
20	Ciara Ervin	.286	17-17	49	11	14	3	1	1	6	22	.449	7	1	4	4	.386	0	0	0-0	27	2	1	.967
17	Karlie Smith	.259	18-18	58	8	15	2	0	2	10	23	.397	4	0	12	1	.302	1	0	0-0	12	45	5	.919
5	Abby Wynne	.250	18-18	52	10	13	1	1	5	15	31	.596	11	1	15	0	.391	0	0	0-0	67	9	1	.987
44	Nicole Cheek	.250	4-3	8	1	2	0	0	0	0	2	.250	0	2	1	0	.400	0	0	0-0	4	0	0	1.000
14	Kacie Oshiro	.236	16-16	55	6	13	2	1	0	11	17	.309	1	1	4	0	.263	0	2	0-0	23	1	0	1.000
23	Meredith Mitchell	.234	18-18	47	7	11	0	2	0	2	15	.319	3	0	6	0	.280	0	0	1-1	31	0	1	.969
18	Mary-Sloan Bradford	.222	14-14	45	5	10	1	0	1	4	14	.311	6	2	12	0	.340	0	1	1-1	5	0	0	1.000
3	Andie Johnson	.174	17-17	46	7	8	2	0	1	8	13	.283	4	0	5	0	.235	1	0	0-0	26	29	4	.932
19	Ali Ramirez	.133	17-17	45	6	6	1	0	1	6	10	.222	10	1	15	3	.298	1	0	0-0	146	3	6	.961
24	Megan Quick	.091	5-5	11	2	1	0	0	0	0	1	.091	2	0	5	0	.231	0	0	0-0	2	2	1	.800
6	Kerry Butler	.000	5-1	2	1	0	0	0	0	0	0	.000	1	0	1	0	.333	0	0	0-0	0	0	0	.000
4	Lydia Ritchie	.000	7-7	0	0	0	0	0	0	0	0	.000	0	0	0	0	.000	0	0	0-0	1	9	0	1.000
13	Ashley Cruise	.000	6-3	0	0	0	0	0	0	0	0	.000	0	0	0	0	.000	0	0	0-0	1	0	0	1.000
2	Sarah Christian	.000	10-7	0	0	0	0	0	0	0	0	.000	0	0	0	0	.000	0	0	0-0	1	14	2	.882
10	Caroline Umphlett	.000	7-1	0	0	0	0	0	0	0	0	.000	0	0	0	0	.000	0	0	0-0	1	0	0	1.000
<b>TOTALS</b>		<b>.236</b>	<b>18</b>	<b>475</b>	<b>75</b>	<b>112</b>	<b>16</b>	<b>5</b>	<b>14</b>	<b>71</b>	<b>180</b>	<b>.379</b>	<b>55</b>	<b>8</b>	<b>88</b>	<b>4</b>	<b>.323</b>	<b>3</b>	<b>3</b>	<b>3-3</b>	<b>369</b>	<b>170</b>	<b>31</b>	<b>.946</b>
<b>OPPONENTS</b>		<b>.259</b>	<b>18</b>	<b>490</b>	<b>63</b>	<b>127</b>	<b>24</b>	<b>2</b>	<b>9</b>	<b>56</b>	<b>182</b>	<b>.371</b>	<b>42</b>	<b>8</b>	<b>55</b>	<b>2</b>	<b>.325</b>	<b>5</b>	<b>14</b>	<b>12-14</b>	<b>369</b>	<b>130</b>	<b>13</b>	<b>.975</b>

### Pitching Statistics

No.	Player	ERA	W-L	APP	GS	CG	SHO/CBO	SV	IP	H	R	ER	BB	SO	2B	3B	HR	AB	B/Avg.	WP	HBP	BK	SFA	SHA
13	Ashley Cruise	1.42	1-1	6	3	1	0/0	0	19.2	22	11	4	8	9	2	0	1	84	.262	0	0	0	0	4
4	Lydia Ritchie	2.14	3-4	7	7	5	1/0	0	39.1	34	14	12	12	19	7	1	4	147	.231	1	2	1	3	4
10	Caroline Umphlett	3.13	2-1	7	1	0	0/0	0	15.2	16	7	7	6	7	3	1	0	59	.271	4	0	0	2	2
2	Sarah Christian	3.19	1-5	10	7	2	0/0	0	48.1	55	31	22	16	20	12	0	4	200	.275	1	6	0	0	4
<b>TOTALS</b>		<b>2.56</b>	<b>7-11</b>	<b>18</b>	<b>18</b>	<b>8</b>	<b>1/0</b>	<b>0</b>	<b>123.0</b>	<b>127</b>	<b>63</b>	<b>45</b>	<b>42</b>	<b>55</b>	<b>24</b>	<b>2</b>	<b>9</b>	<b>490</b>	<b>.259</b>	<b>6</b>	<b>8</b>	<b>1</b>	<b>5</b>	<b>14</b>
<b>OPPONENTS</b>		<b>3.81</b>	<b>11-7</b>	<b>18</b>	<b>18</b>	<b>10</b>	<b>5/1</b>	<b>0</b>	<b>123.0</b>	<b>112</b>	<b>75</b>	<b>67</b>	<b>55</b>	<b>88</b>	<b>16</b>	<b>5</b>	<b>14</b>	<b>475</b>	<b>.236</b>	<b>8</b>	<b>8</b>	<b>0</b>	<b>3</b>	<b>3</b>

# 2015 Season Results

Game	Date	Opposing Team	Score	ECU R-H-E	Opp. R-H-E	Inn	Overall	AAC	Pitcher of Record	Att.	Time
#	Feb. 6	OAKLAND	W, 7-3	7-10-0	3-6-1	7	1-0-0	0-0-0	Umphlett (W, 1-0)	302	1:59
#	Feb. 6	DELAWARE STATE	W, 1-0	10-8-0	0-4-1	5	2-0-0	0-0-0	Christian (W, 1-0)	302	1:35
#	Feb. 7	SOUTH CAROLINA	L, 2-11	2-5-0	11-15-1	7	2-1-0	0-0-0	Umphlett (L, 1-1)	614	2:31
#	Feb. 7	LONGWOOD	W, 4-3	4-8-1	3-3-1	8	3-1-0	0-0-0	Cruise (W, 1-0)	614	1:50
#	Feb. 8	OAKLAND	W, 9-1	9-10-1	1-5-1	5	4-1-0	0-0-0	Christian (W, 2-0)	533	1:18
#	Feb. 8	SOUTH CAROLINA	W, 1-0	1-3-1	0-4-0	7	5-1-0	0-0-0	Cruise (W, 2-0)	533	1:48
\$	Feb. 12	MARSHALL	L, 4-5	4-6-2	5-11-3	9	5-2-0	0-0-0	Umphlett (L, 1-2)	154	2:42
\$	Feb. 13	BUCKNELL	L, 2-16	2-4-6	16-14-0	5	5-3-0	0-0-0	Christian (L, 2-1)	214	2:04
\$	Feb. 14	ETSU	L, 8-9	8-7-2	9-14-1	7	5-4-0	0-0-0	Christian (L, 2-2)	280	2:06
%	Feb. 21	SETON HALL	W, 4-0	4-7-0	0-6-0	7	6-4-0	0-0-0	Christian (W, 3-2)	291	1:44
%	Feb. 21	VIRGINIA TECH	L, 1-6	1-3-0	6-8-1	7	6-5-0	0-0-0	Cruise (L, 2-1)	291	1:55
%	Feb. 22	SETON HALL	L, 8-10	8-8-3	10-9-1	7	6-6-0	0-0-0	Umphlett (L, 1-5)	247	2:20
%	Feb. 22	VIRGINIA TECH	L, 3-4	3-7-1	4-7-1	7	6-7-0	0-0-0	Cruise (L, 2-2)	247	1:57
&	Feb. 27	vs. Central Arkansas	L, 1-2	1-7-1	2-7-1	7	6-8-0	0-0-0	Christian (L, 3-3)	-	1:36
&	Feb. 27	vs. Maine	L, 7-11	7-17-1	11-12-1	7	6-9-0	0-0-0	Cruise (L, 2-3)	-	2:12
&	March 1	vs. Illinois	L, 6-7	6-9-2	7-11-1	7	6-10-0	0-0-0	Ritchie (L, 0-1)	121	2:26
&	March 1	vs. Georgia State	L, 3-4	3-4-0	4-8-0	7	6-11-0	0-0-0	Cruise (L, 2-4)	231	1:23
+	March 5	vs. Oregon State	L, 1-2	1-3-3	2-8-0	8	6-12-0	0-0-0	Cruise (L, 2-5)	-	2:03
+	March 6	vs. Utah	W, 4-0	4-7-0	0-4-0	7	7-12-0	0-0-0	Christian (W, 4-3)	783	1:48
+	March 7	vs. Longwood	L, 0-3	0-2-0	3-6-1	7	7-13-0	0-0-0	Cruise (L, 2-6)	-	1:43
+	March 7	vs. Oregon State	L, 5-8	5-10-2	8-15-1	7	7-14-0	0-0-0	Umphlett (L, 1-4)	567	2:27
+	March 8	at Hawai'i	L, 3-11	3-6-0	11-15-0	6	7-15-0	0-0-0	Christian (L, 4-4)	-	2:03
+	March 10	at Hawai'i	L, 0-5	0-9-1	5-7-1	7	7-16-0	0-0-0	Cruise (L, 2-7)	317	1:32
!	March 14	vs. Iowa	L, 1-5	1-6-3	5-7-0	7	7-17-0	0-0-0	Cruise (L, 2-8)	1,259	1:51
!	March 14	at No. 6 Oklahoma	L, 0-11	0-0-1	11-12-1	5	7-18-0	0-0-0	Christian (L, 4-5)	1,259	1:20
!	March 15	vs. Iowa	W, 3-2	3-3-1	2-6-0	8	8-18-0	0-0-0	Christian (W, 5-5)	-	1:59
!	March 15	at No. 6 Oklahoma	L, 1-23	1-3-0	23-22-1	5	8-19-0	0-0-0	Cruise (L, 2-9)	1,053	2:00
	March 18	at Elon	L, 4-10	4-10-2	10-11-1	7	8-20-0	0-0-0	Cruise (L, 2-10)	133	2:00
*	March 21	No. 20 UCF	L, 0-2	0-1-1	2-4-0	7	8-21-0	0-1-0	Christian (L, 5-6)	300	1:30
*	March 21	No. 20 UCF	L, 0-8	0-3-5	8-11-0	7	8-22-0	0-2-0	Cruise (L, 2-11)	300	2:05
*	March 22	No. 20 UCF	L, 0-3	0-0-5	3-7-0	7	8-23-0	0-3-0	Christian (L, 5-7)	282	1:33
	March 25	at UNCW	L, 0-2	0-4-1	2-7-0	7	8-24-0	0-3-0	Christian (L, 5-8)	716	1:33
	March 25	at UNCW	L, 1-5	1-4-2	5-6-1	7	8-25-0	0-3-0	Ritchie (L, 0-2)	716	1:38
*	March 28	at Memphis	L, 4-5	4-10-2	5-8-1	12	8-26-0	0-4-0	Christian (L, 5-9)	193	3:26
*	March 28	at Memphis	W, 8-1	8-7-3	1-7-2	7	9-26-0	1-4-0	Cruise (W, 3-11)	193	2:04
*	March 29	at Memphis	W, 3-1	3-6-1	1-5-1	8	10-26-0	2-4-0	Umphlett (W, 2-4)	239	2:07
*	April 3	at Houston	L, 7-8	7-12-2	8-13-2	7	10-27-0	2-5-0	Umphlett (L, 2-5)	403	2:25
*	April 3	at Houston	L, 1-2	1-3-0	2-6-1	8	10-28-0	2-6-0	Ritchie (L, 0-3)	403	1:50
*	April 4	at Houston	W, 4-3	4-9-0	3-8-2	7	11-28-0	3-6-0	Umphlett (W, 3-5)	399	2:00
	April 8	NC STATE	L, 1-6	1-3-3	6-8-1	7	11-29-0	3-6-0	Christian (L, 5-10)	861	2:22
*	April 11	TULSA	L, 0-5	0-3-2	5-9-1	7	11-30-0	3-7-0	Christian (L, 5-11)	306	1:44
*	April 11	TULSA	L, 1-4	1-3-0	4-8-0	7	11-31-0	3-8-0	Ritchie (L, 0-4)	306	1:34
*	April 12	TULSA	L, 0-8	0-1-1	8-12-0	5	11-32-0	3-9-0	Ritchie (L, 0-5)	427	1:16
	April 15	No. 23 JAMES MADISON	L, 1-6	1-2-1	6-14-0	7	11-33-0	3-9-0	Christian (L, 5-12)	191	1:43
	April 15	No. 23 JAMES MADISON	L, 0-13	0-0-1	13-15-0	7	11-34-0	3-9-0	Ritchie (L, 0-6)	191	1:39
*	April 18	at USF	L, 2-3	2-6-3	3-4-1	7	11-35-0	3-10-0	Christian (L, 5-13)	582	2:06
*	April 18	at USF	W, 10-1	10-9-2	1-4-0	5	12-35-0	4-10-0	Ritchie (W, 1-6)	582	1:35
*	April 19	at USF	W, 7-3	7-12-2	3-7-0	7	13-35-0	5-10-0	Ritchie (W, 2-6)	589	2:13
	April 23	NORTH CAROLINA	W, 4-3	4-10-1	3-5-1	7	14-35-0	5-10-0	Ritchie (W, 3-6)	412	1:58
*	April 25	UCONN	L, 1-3	1-2-0	3-7-0	7	14-36-0	5-11-0	Ritchie (L, 3-7)	316	1:30
*	April 25	UCONN	W, 15-3	15-15-1	3-5-1	5	15-36-0	6-11-0	Christian (W, 6-13)	316	1:43
*	April 26	UCONN	W, 12-0	12-10-1	0-2-1	5	16-36-0	7-11-0	Ritchie (W, 4-7)	325	1:25
@	May 7	vs. USF	L, 0-5	0-6-3	5-11-1	7	16-37-0	7-11-0	Ritchie (L, 4-8)	215	2:05

# = Pirate Classic (Greenville, N.C.) | \$ = Pirate Clash (Greenville, N.C.) | % = Pirate Invitational (Greenville, N.C.) | & = Under Armour Invitational (Clearwater, Fla.) | + = Hawai'i Spring Fling (Honolulu, Hawai'i) | ! = Oklahoma Classic (Norman, Okla.) | \* = American Athletic Conference game | @ = American Athletic Conference Tournament (Orlando, Fla.)

# 2015 Game Highs

## Team

### Offense

<b>At bats:</b>	45	at Memphis (March 28)
<b>Runs scored:</b>	15	vs. UConn (April 25)
<b>Hits:</b>	17	vs. Maine (Feb. 27)
<b>RBI's:</b>	15	vs. UConn (April 25)
<b>Doubles:</b>	4	vs. Maine (Feb. 27)
	4	at Memphis (March 28)
<b>Triples:</b>	2	at Memphis (March 28)
<b>Home runs:</b>	2	(Five Times)
<b>Total bases:</b>	23	vs. Maine (Feb. 27)
<b>Walks:</b>	10	vs. UConn (April 26)
<b>Strikeouts:</b>	16	vs. Marshall (Feb. 12)
<b>Sac hits:</b>	2	vs. Iowa (March 15)
<b>Sac flies:</b>	3	vs. Illinois (March 1)
<b>Stolen bases:</b>	4	vs. Delaware State (Feb. 6)
<b>Hit by pitch:</b>	4	vs. Marshall (Feb. 12)
<b>Caught stealing:</b>	1	(Seven Times)
<b>Runners LOB:</b>	13	at Houston (April 3)
<b>Hit into DP:</b>	2	vs. Maine (Feb. 27)
	2	vs. UConn (April 25)

### Defense

<b>Putouts:</b>	34	at Memphis (March 28)
<b>Assists:</b>	20	vs. Iowa (March 14)
<b>Errors:</b>	6	vs. Bucknell (Feb. 13)
<b>Passed balls:</b>	1	vs. Marshall (Feb. 12)
	1	vs. Bucknell (Feb. 13)
	1	vs. UCF (March 21)
<b>DPs turned:</b>	2	vs. Virginia Tech (Feb. 21)
	2	vs. Oregon State (March 5)
	2	at Memphis (March 28)

### Pitching

<b>Innings pitched:</b>	11.1	at Memphis (March 28)
<b>Runs allowed:</b>	23	at Oklahoma (March 15)
<b>Earned runs:</b>	23	at Oklahoma (March 15)
<b>Walks allowed:</b>	7	vs. Maine (Feb. 27)
	7	at Memphis (March 28)
<b>Strikeouts:</b>	10	vs. Marshall (Feb. 12)
<b>Hits allowed:</b>	22	at Oklahoma (March 15)
<b>Doubles allowed:</b>	5	vs. Oregon State (March 7)
	5	at Oklahoma (March 15)
	5	vs. James Madison (April 15)
<b>Triples allowed:</b>	1	(10 Times)
<b>Home Runs allowed:</b>	8	at Oklahoma (March 15)
<b>Wild pitches:</b>	3	at Memphis (March 28)
<b>Hit batters:</b>	3	vs. Bucknell (Feb. 13)
	3	vs. Illinois (March 1)

## Individual

### Offense

<b>At bats:</b>	6	(Four Times)
<b>Runs scored:</b>	3	Wynne vs. ETSU (Feb. 14)
	3	Mitchell vs. UConn (April 25)
<b>Hits:</b>	4	Ervin vs. Maine (Feb. 27)
	4	Oshiro vs. UConn (April 26)
<b>RBI's:</b>	6	Cheek vs. Delaware State (Feb. 6)
<b>Doubles:</b>	2	Ervin vs. Maine (Feb. 27)
<b>Triples:</b>	1	(10 Times)
<b>Home runs:</b>	2	Wynne vs. Seton Hall (Feb. 22)
<b>Total bases:</b>	8	Wynne vs. Seton Hall (Feb. 22)
<b>Walks:</b>	3	Bradford vs. Delaware State (Feb. 6)
	3	Wynne vs. Iowa (March 15)
	3	Ramirez at Houston (April 3)
<b>Strikeouts:</b>	3	(18 Times)
<b>Sac hits:</b>	1	(Eight Times)
<b>Sac flies:</b>	2	Butler vs. Illinois (March 1)
<b>Stolen bases:</b>	2	Mitchell vs. Delaware State (Feb. 6)
	2	Bradford vs. Seton Hall (Feb. 21)
	2	Bradford vs. Virginia Tech (Feb. 22)
<b>Hit by pitch:</b>	2	Cheek vs. Marshall (Feb. 12)
	2	Ervin vs. Marshall (Feb. 12)
<b>Caught stealing:</b>	1	(Seven Times)
<b>Runners LOB:</b>	6	Johnson vs. Marshall (Feb. 12)
	6	Bradford at Houston (April 3)

### Defense

<b>Putouts:</b>	15	Ramirez at Memphis (March 28)
<b>Assists:</b>	9	Smith vs. Iowa (March 14)
<b>Errors:</b>	2	(Six Times)
<b>Passed balls:</b>	1	Wynne vs. Marshall (Feb. 12)
	1	Wynne vs. Bucknell (Feb. 13)
	1	Wynne vs. UCF (March 21)

### Pitching

<b>Innings pitched:</b>	8.0	Christian vs. Iowa (March 15)
	8.0	Christian at Memphis (March 28)
<b>Runs allowed:</b>	11	Umphlett vs. South Carolina (Feb. 7)
<b>Earned runs:</b>	11	Umphlett vs. South Carolina (Feb. 7)
<b>Walks allowed:</b>	6	Umphlett vs. South Carolina (Feb. 7)
<b>Strikeouts:</b>	8	Cruise vs. Marshall (Feb. 12)
<b>Hits allowed:</b>	15	Umphlett vs. South Carolina (Feb. 7)
<b>Doubles allowed:</b>	4	Cruise vs. James Madison (April 15)
<b>Triples allowed:</b>	1	(10 Times)
<b>Home Runs allowed:</b>	4	Umphlett at Oklahoma (March 15)
<b>Wild pitches:</b>	2	Umphlett vs. Seton Hall (Feb. 22)
	2	Cruise vs. Iowa (March 14)
	2	Umphlett at Memphis (March 28)
<b>Hit batters:</b>	2	(Eight Times)

# 2015 Statistical Breakdown

## Inning by Inning Summary

	1	2	3	4	5	6	7	8	9	EX	Total
East Carolina	28	29	37	20	22	17	25	5	1	0	184
Opponents	33	32	43	52	38	31	40	3	2	1	275

## Record When Team Scores

Runs	0	1	2	3	4	5	6	7	8	9	10+
W-L	0-11	1-11	0-3	2-3	5-3	0-1	0-1	2-2	1-2	1-0	4-0

## Record When Opponent Scores

Runs	0	1	2	3	4	5	6	7	8	9	10+
W-L	5-0	4-0	1-5	6-4	0-3	0-7	0-3	0-1	0-4	0-1	0-9

## Record When Leading After

Inning	1	2	3	4	5	6
W-L	5-5	9-5	12-4	13-5	8-1	6-2

## Record When Trailing After

Inning	1	2	3	4	5	6
W-L	1-13	0-20	1-24	2-27	1-24	1-27

## Record When Tied After

Inning	1	2	3	4	5	6
W-L	10-19	7-12	3-9	1-5	2-8	4-3

## Multi-Hit Games

Player	2	3	4	5+	Total
Casey Alcorn	9	2	0	0	11
Kacie Oshiro	7	3	1	0	11
Abby Wynne	7	1	0	0	8
Ciara Ervin	6	0	1	0	7
Ali Ramirez	6	1	0	0	7
Meredith Mitchell	5	1	0	0	6
Karlie Smith	4	1	0	0	5
Mary-Sloan Bradford	4	1	0	0	5
Nicole Cheek	3	1	0	0	4
Megan Quick	3	0	0	0	3
Andie Johnson	1	0	0	0	1
Kerry Butler	1	0	0	0	1
<b>TEAM</b>	<b>56</b>	<b>11</b>	<b>2</b>	<b>0</b>	<b>69</b>

## Multiple-RBI Games

Player	2	3	4	5+	Total
Casey Alcorn	5	2	0	0	7
Ali Ramirez	3	3	0	0	6
Abby Wynne	4	1	0	1	6
Kacie Oshiro	3	1	1	0	5
Mary-Sloan Bradford	3	0	0	0	3
Ciara Ervin	2	0	0	0	2
Karlie Smith	0	0	1	1	2
Andie Johnson	1	1	0	0	2
Meredith Mitchell	2	0	0	0	2
Nicole Cheek	1	0	0	1	2
Kerry Butler	1	0	0	0	1

## Win-Loss Summary

Overall	16-37
Conference	7-11
Non-Conference	9-26
Home games	9-17
Away games	5-11
Neutral Site games	2-9
Day games	13-33
Night games	3-4
Facing left-handed starter	0-7
Facing right-handed starter	16-30
One-run games	5-11
Two-run games	1-4
Five-plus run games	6-15
Extra-inning games	3-4
Shutouts	5-11
Scoring 0-2 runs	1-25
Scoring 3-5 runs	7-7
Scoring 6-9 runs	4-5
Scoring 10+ runs	4-0
Opponent scores 0-2 runs	10-5
Opponent scores 3-5 runs	6-14
Opponent scores 6-9 runs	0-9
Opponent scores 10+ runs	0-9
Scores in first inning	6-9
Opponent scores in first inning	2-14
Scores first	12-12
Opponent scores first	4-25
Leading after 4 innings	13-5
Trailing after 4 innings	2-27
Tied after 4 innings	1-5
Leading after 5 innings	8-1
Trailing after 5 innings	1-24
Tied after 5 innings	2-8
Leading after 6 innings	6-2
Trailing after 6 innings	1-27
Tied after 6 innings	4-3
Hit 0 home runs	5-25
Hit 1 home run	7-11
Hit 2+ home runs	4-1
Opponent 0 home runs	15-16
Opponent 1 home run	1-9
Opponent 2+ HRs	0-12
Made 0 errors	5-9
Made 1 error	8-10
Made 2+ errors	3-18
Opponent made 0 errors	6-15
Opponent made 1 error	8-20
Opponent made 2+ errors	2-2
Out-hit opponent	13-4
Out-hit by opponent	2-31
Hits are tied	1-2

# History



# Honors And Awards

## NFCA All-America

Toni Paisley	2010
Isonette Polonius	1998-99
Keisha Shepperson	2000-01

## Academic All-America

Year	Player	Team	Position
1984	Stacey Boyette	First	P
1985	Stacey Boyette	First	P
1985	Robin Graves	Hon. Mention	1B
1985	Pam Young	Hon. Mention	1B
1986	Stacey Boyette	First	P
1992	Laura Crowder	Second	SS
1996	Tracie Podratsky	First	P
1998	Isonette Polonius	First	IF
1999	Isonette Polonius	First	IF
2010	Charina Sumner	Third	IF
2012	Jill Jelnick	Second	DP

## Regional Academic All-America

Jami Bendle	1998
Stacey Boyette	1984-86
Laura Crowder	1992
Robin Graves	1985
Cheryl Hobson	1993
Jill Jelnick	2012-2013
Kate Manuse	2005
Angela Manzo	2001
Mandi Nichols	2005
Tracie Podratsky	1996
Isonette Polonius	1998-99
Charina Sumner	2010
Georgeann Wilke	1993-94
Pam Young	1985

## All-South Region

Joey Clarke	1995
Laura Crowder	1992
Cheryl Hobson	1993
Jenny Parsons	1992
Michelle Ward	1993

## First Team All-Southeast Region

Laura Crowder	1991
Mandi Nichols	2005
Isonette Polonius	1999
Denise Reagan	1999
Keisha Shepperson	1999

## Second Team All-Southeast Region

Laura Crowder	1991
Keli Harrell	2005
Kate Manuse	2004-05
Isonette Polonius	1999
Denise Reagan	1999
Keisha Shepperson	1999
Kate Manuse	2004-05

## First Team All-Mideast Region

Marina Gusman-Brown	2010
Jessica Johnson	2009
Toni Paisley	2009-11

## Second Team All-Mideast Region

Kristi Oshiro	2014
Shelby Johnson	2014

## Big South Player-of-the-Year

Isonette Polonius	1998-99
-------------------	---------

## Big South Rookie-of-the-Year

Angela Manzo	1998
Keisha Shepperson	1998

## Big South Coach-of-the-Year

Tracey Kee	1997
------------	------

## Big South Tournament MVP

Denise Reagan	1999
---------------	------

## All-Big South

Jami Bendle	1997-98
Joey Clarke	1996
Eva Herron	1999
Dana Hulings	1997
Ameka McDougald	1999
Marnie Oursler	1999
Tonya Oxendine	1997
Tracie Podratsky	1996
Isonette Polonius	1997-99
Denise Reagan	1999
Rhonda Rost	1997
Keisha Shepperson	1999
Sharon Strickland	1997

## ECAC Player-of-the-Year

Michelle Ward	1994
---------------	------

## All-ECAC

Lisa Corprew	1994
Cheryl Hobson	1992-93
Jenny Parsons	1993
Michelle Ward	1993-94

## C-USA Commissioner's Honor Roll (3.0 GPA)

<b>Casey Alcorn</b>	<b>2013-14</b>
Gabby Andino	2014
Stacey Andrews	2007-08
Cristen Aona	2007-10
Paige Baggett	2006-08
Angel Barrella	2008, 2009
Sarah Bibee	2006-09
<b>Kelsi Briggs</b>	<b>2013</b>

Alexa Cannon	2012
Sarah Christian	2012-14
Kai Clark	2010-13
Morgan Eisenga	2013
Alex Fieldhouse	2011-14
Jillian Gallagher	2009
Britt Howell	2008
Jill Jelnick	2011-14
Sissy Jimenez	2008-11
Jessica Johnson	2006-09
Shelby Johnson	2014
Chelsea Kaluhiokalani-Glackin	2011
Rebecca Lee	2011-12
Cicely Lopez	2010-13
Taylor Megarel	2011
Emma Mendoker	2012
<b>Meredith Mitchell</b>	<b>2014</b>
Alison Monce	2006
<b>Alex Mycek</b>	<b>2014</b>
<b>Kacie Oshiro</b>	<b>2014</b>
Kristi Oshiro	2011, 2013
Toni Paisley	2007-2011
Jenna Pate	2014
Jessica Potter	2006-07
Ashley Quick	2006
<b>Megan Quick</b>	<b>2014</b>
<b>Ali Ramirez</b>	<b>2014</b>
Jasmine Robbins	2011
Joyce Roodenburg	2006-07
Erin St. Ledger	2006-08
Charina Sumner	2008-10
Kauai Tom	2006-10
Caroline Umphlett	2014
Priscilla Velasquez	2009-12
Caitlin Wainright	2009
Abby Wynne	2011-14

## C-USA Academic Medal (3.75 GPA)

<b>Casey Alcorn</b>	<b>2013-14</b>
Gabby Andino	2014
Cristen Aona	2007-10
Sarah Bibee	2006
Sarah Christian	2012, 2014
Britt Howell	2008
Jill Jelnick	2011-14
Jessica Johnson	2006
Cicely Lopez	2013
Jessica Potter	2006
Joyce Roodenburg	2006
Charina Sumner	2007-10
Kauai Tom	2007-10
Priscilla Velasquez	2009
Caitlin Wainright	2009

## C-USA All-Academic Team

Cristen Aona	2008-09
Sarah Christian	2013
Jill Jelnick	2012-14
Jessica Johnson	2007, 2009
Toni Paisley	2010-11
Charina Sumner	2008, 2010
Kaui Tom	2009-10

## First Team All-C-USA

Nicole Bacon	2002
Beth Bridger	2002
Marina Gusman-Brown	2010
Keli Harrell	2006
Jessica Johnson	2007-09
Kate Manuse	2005
Angela Manzo	2002
Toni Paisley	2009-11
Christine Sheridan	2003

## Second Team All-C-USA

Keli Harrell	2005-07
Jill Jelnick	2011
Krista Jessup	2004-05
Sissy Jimenez	2011
Shelby Johnson	2014
Chelsea Kaluhiokalani-Glackin	2014
Jordan Lewis	2013
Kate Manuse	2004
Mandi Nichols	2005
Kristi Oshiro	2013-14
Suzanne Riggs	2011
Christine Sheridan	2004
Erin St. Ledger	2006
Charina Sumner	2007-10
Toni Paisley	2007
Abby Wynne	2014

## C-USA All-Freshman Team

Paige Baggett	2005
Laurel Carlson	2005
Sarah Christian	2012
Jill Jelnick	2011
Krista Jessup	2003
Jordan Lewis	2011
Kate Manuse	2002
<b>Meredith Mitchell</b>	<b>2013</b>
Vanessa Moreno	2006
Kristi Oshiro	2011
Toni Paisley	2007
Jasmine Robbins	2011
Christine Sheridan	2003
Erin St. Ledger	2005
Charina Sumner	2007
Kaui Tom	2007



Keisha Shepperson

## C-USA Pitcher-of-the-Year

Toni Paisley	2009-11
--------------	---------

## C-USA Rookie-of-the-Year

Toni Paisley	2007
Christine Sheridan	2003

## C-USA Coach-of-the-Year

Tracey Kee	2005, 2009-10
------------	---------------

## C-USA Tournament MVP

Toni Paisley	2010
Priscilla Velasquez	2011

## C-USA Female Athlete-of-the-Year

Toni Paisley	2009
--------------	------

## C-USA All-Tournament Team

Stacie Andrews	2008
Marina Gusman-Brown	2010
Alex Fieldhouse	2011
Jill Jelnick	2011, 2014
Sissy Jimenez	2010
Jessica Johnson	2007
Jordan Lewis	2011
Angela Manzo	2002
Vanessa Moreno	2010
Toni Paisley	2007, 2010-11
Christine Sheridan	2004
Charina Sumner	2007
Kaui Tom	2010
Priscilla Velasquez	2011

## C-USA Hitter-of-the-Week

Stacey Andrews	3/3/08
Cristen Aona	4/20/09
Alex Fieldhouse	4/1/13
Marina Gusman-Brown	3/29/10
Jessica Johnson (2)	3/5/07, 3/30/09
Jordan Lewis (2)	3/26/11, 3/21/11
Kate Mantuse (2)	3/22/04, 4/18/05
Angie Manzo (2)	3/4/02, 5/6/02
Mandi Nichols (2)	2/16/04, 3/28/05
Suzanne Riggs (2)	4/14/11, 4/18/11
Ashley Quick	2/13/06

## C-USA Pitcher-of-the-Week

Sarah Christian (2)	3/10/14, 4/7/14
Keli Harrell (7)	2/14/05, 2/13/06, 3/27/06, 4/17/06, 5/1/06, 5/8/06, 3/12/07
Stephanie Hayes	3/14/05
Toni Paisley (16)	4/23/07, 2/9/09, 2/23/09, 3/16/09, 3/23/09, 3/30/09, 4/13/09, 4/20/09, 3/1/10, 3/15/10, 3/29/10, 4/5/10, 4/19/10, 5/3/10, 5/10/10, 4/4/11

## First Team All-AAC

<b>Casey Alcorn</b>	<b>2015</b>
---------------------	-------------

## AAC Player-of-the-Week

<b>Karlie Smith</b>	<b>4/27/15</b>
---------------------	----------------

## AAC Weekly Honor Roll

<b>Mary-Sloan Bradford</b>	<b>2/9/15</b>
Abby Wynne	3/30/15
	4/6/15
<b>Lydia Ritchie</b>	<b>4/27/15</b>

# Letterwinners

## A

Acosta, Andiey	2004
Adams, Kim	1986-88
<b>Alcorn, Casey</b>	<b>2013-pr.</b>
Allen, Sherri	1992-94
Alphin, Carla	1983-86
Andino, Gabby	2014-15
Andrews, Nicki	1997-2000
Andrews, Stacey	2007-08
Andrews, Terry	1980
Aona, Cristen	2007-10
Atkinson, Debbie	1987-89

## B

Baggett, Paige	2005-08
Bacon, Nicole	2002
Barnes, Lillion	1978-81
Barrella, Angel	2006-09
Barrett, Lynda	1985-88
Bendle, Jamie	1995-98
Benedict, Brandi	2000-03
Bibee, Sarah	2006-09
Blake, Tammy	1986
Bowles, Becky	1986, '89
Boyd, Brittany	2003
Boyette, Stacey	1983-86
<b>Bradford, Mary-Sloan</b>	<b>2015-pr.</b>
Brickhouse, Lara	2001-04
Bridgeforth, Brently	2003-06
Bridger, Beth	1999-2002
<b>Briggs, Kelsi</b>	<b>2013-pr.</b>
Brown, Shirley	1979-82
Bryant, Angela	1995
Buck, Maureen	1979-82
Bunn, Leslie	1981-82, '84
Burleson, Shirley	2004-05
<b>Butler, Kerry</b>	<b>2015-pr.</b>
Byrne, Chris	1987-90

## C

Camacho, Rebekah	2005
Carlson, Laurel	2005-06
Carlyle, Mary Bryan	1978-80
Carter, Chrystal	2003
Chamberlain, Rachel	1991-92
<b>Cheek, Nicole</b>	<b>2015-pr.</b>
Chlebnikow, Addie	1999-2002
Christian, Sarah	2012-15
Clark, Joey	1995-96
Clark, Kai	2010-13
Clayton, Jo Landa	1981-83
Colea, Sarah	1999
Conrad, Dawn	1995-98
Corprew, Lisa	1991-94
Corwin, Kim	1988-90
Cox, Elizabeth	1982-83

Cramer, Leslie	1987-90
Critcher, Jessica	1998-2001
Crosby, Dana	1993-95
Crowder, Laura	1989-92
<b>Cruise, Ashley</b>	<b>2015-pr.</b>
Curtis, Cheryl	1984

## D

Davidson, Laurie	2000-02
Davis, Christi	1995-97
Davis, Mitzi	1980-83
Dempsey, Ashley	2002
Dunlap, Mary	1993-96

## E

Eckman, Jolin	1993-96
<b>Ervin, Ciara</b>	<b>2014-pr.</b>

## F

Faggart, Robin	1978-80
Farmer, Jaye	1982
Farrington, Lauren	1991-92
Farrow, Julie	1985-88
Fieldhouse, Alex	2011-14
Fischer, Theresa	1994
Fisher, Sunshine	1997
Ford, Mickey	1986-89
Ford, Teryn	1994-95
Franks, Tamara	1983-85

## G

Gallagher, Jillian	2008-09
Gill, Amber	2001-02
Godfrey, Whitney	2002
Gonsalves, Michelle	2000
Graves, Robin	1983-86
Grube, Marie	1982
Gusman-Brown, Marina	2009-10

## H

<b>Halo, Morgan</b>	<b>2016-pr.</b>
Halpern, Hillary	2000-01
Halpern, Jennifer	1998-99
Ham, Melody	1981-84
Harrell, Keli	2004-07
Hayes, Emily	2001
Hayes, Stephanie	2005-06
Herron, Eva	1999-2002
Higgins, Cheryl	1987-89
Hill, Dany'ele	2001-04
Hill, Lacassa	2003
Hite, Jodi	1986
Hobson, Cheryl	1991-92
Hobson, Stephanie	1990-92
Hoegh, Alexis	2000-02
Hook, Patti	1985
Hooker, Chanel	1990-92

Hooks, Amy	1996-99
Hooks, Fran	1980-83
Hulings, Dana	1994-97
Hughes, Eva	1984-87
Humphrey, Angie	1980-84
Humphrey, Beverly	1982

## J

Jackson, Mona	1985-88
Jelnick, Jill	2011-14
Jessup, Krista	2003-06
Jimenez, Sissy	2008-11
Johnson, Andie	2014-15
Johnson, Jessica	2006-09
Johnson, Kristen	2001-04
Johnson, Shelby	2014
Johnson, Tara	1990
Jones, Mechelle	1989-92
Jones, Stephanie	1982
Jordan, Nicole	2009-10

## K

Kaluhiokalani-Glackin, Chelsea	2011-14
Kee, Christy	1989-92
Kee, Sandy	1983-86
Kee, Tracey	1987-90

## L

Lamm, Saron	1995-96
Langer, Melissa	1997
Langley, Dawn	1984-95
Larkin, Tracey	1987-90
Lee, Rebecca	2011-12
Lewis, Dana	1994-95
Lewis, Jordan	2011-14
Lingo, Maggie	2002-05
Lopez, Cicely	2010-13
Lunsford, Diane	1986-87
Lynch, Terri	1986-87

## M

Maines, Kaycie	2004
Manuse, Kate	2002-05
Manzo, Angela	1999-2002
Martin, Suzanne	1983-85
<b>McClellan, Tate</b>	<b>2016-pr.</b>
McDougald, Amekea	1999-2000
McVeigh, Jan	1979-80
Medina, Mahrish	2011
Meekins, Cindy	1979-80
Megargel, Taylor	2011
Merrida, Christina	2007-10
Meyers, Renee	1987-90
Mills, Maci	2014
<b>Mitchell, Meredith</b>	<b>2013-pr.</b>
Monce, Alison	2005
Moreno, Vanessa	2006-08, '10

Mountcastle, Denise	1997
Murray, Jeannie	1985-88
<b>Mycek, Alex</b>	<b>2014-pr.</b>
Myers, Leann	1993-94

## N

Newman, Tammy	1991-92
Nichols, Mandi	2002-05
Nolan, Beth	2005-08

## O

<b>Oshiro, Kacie</b>	<b>2014-pr.</b>
Oshiro, Kristi	2011-14
Oursler, Marnie	1998-99
Oxendine, Tonya	1994-97
Ozment, Wendy	1983-86

## P

Pacioni, Sara	2012
Paganini, Lisa	1998-2001
Paisley, Toni	2007, '09-11
Panos, Donna	1983
Parham, Tammy	1981
Parlon, Janis	1979-80
Parsey, Lisa	1985
Parsons, Jennifer	1990-92
<b>Perrell, Rebecca</b>	<b>2014-pr.</b>
Phelps, Meredith	2002
Pierce, Susie	1985
Podratsky, Tracie	1993-96
Poe, Christin	2005
Polonius, Isonette	1997-99
Poole, Katie	1998
Potter, Jessica	2003-07
Powell, Mary	1979-81
Proffitt, Katie	1996-97

## Q

Quick, Ashley	2005-06
<b>Quick, Megan</b>	<b>2014-pr.</b>

## R

<b>Ramirez, Ali</b>	<b>2014-pr.</b>
Reagan, Denise	1997-2000
Riggs, Suzanne	2008-12
Riley, Kathy	1980-81
<b>Ritchie, Lydia</b>	<b>2015-pr.</b>
Ritter, Cindy	1990
Robbins, Jasmine	2011-14
Roodenburg, Joyce	2006-07
Roop, Trisha	1997
Rost, Rhonda	1994-97
Roth, Jeannette	1981-83
Rothermel, Ginger	1980-83
Rountree, Lydia	1981
Rowlands, Jill	1994

## S

Sagl, Jennifer	1987-90
SalVoy, Leigh	2004-05
Schrage, Kathy	1987-90
Schuler, Barb	1989
Shaw, Tiffany	2007-09
Shepard, Cynthia	1980-83
Shepperson, Keisha	1998-2001
Sheridan, Christine	2003
Smith, Bonnie	1984
Smith, Cammie	1990-92
Smith, Courtney	2012-13
Smith, Heather	1993-96
<b>Smith, Karlie</b>	<b>2015-pr.</b>
Smith, Stacey	2002-03
St. Ledger, Erin	2005-08
Strickland, Sharolyn	1994-97

Stout, Sherry	1982-83
Stowe, Ashton	2015
Sumner, Charina	2007-10
Sutton, Faith	2010-11
Swaim, Amy	1994-97
Swann, Brooke	2006-09

## T

Tom, Kaui	2007-10
Tonker, Wendy	1989

## U

Umphlett, Caroline	2014-15
--------------------	---------

## V

Velasquez, Priscilla	2009-12
----------------------	---------

## W

Wainright, Caitlin	2009
Ward, Michelle	1991-94
<b>Weingartz, Ashley</b>	<b>2016-pr.</b>
Weller, Donna	1989-90
White, Kelly	1998
Whitley, Teresa	1978-80
Wilke, Georgann	1991-94
Williams, JoAnna	1986-87
<b>Williams, Mary</b>	<b>2016-pr.</b>
Williams, Yvonne	1980-83
Willis, Phyllis	1984
Wilson, Jenna	2003
Wynne, Abby	2011-15

## Y

Young, Pam	1984
------------	------

## Z

Zmuda, Lisa	1984
-------------	------

# All-Time Series Vs. Opponents

## Akron

**(6-3, Home 4-1, 2-2 Neutral)**

3/26/93	N	W	4-2	%
3/24/99	H	L	0-2	
3/24/99	H	W	2-1	
3/2/01	N	L	2-4	\$
3/10/02	H	W	1-0	^
3/11/05	N	W	2-1	%
2/25/06	N	L	0-1	&
3/19/07	H	W	5-1	
3/19/07	H	W	5-1	

% - games played in Rock Hill, N.C.

\$ - Millennium Classic (Virginia Beach, Va.)

^ - Pirate Invitational (Greenville, N.C.)

& - Cougar Classic (Charleston, S.C.)

## Alabama

**(1-3, Away 0-3, Neutral 1-0)**

2/18/00	N	W	12-11	!
2/15/09	A	L	0-8	^
2/24/12	A	L	2-4	^
2/25/12	A	L	4-9	^

! - Triangle Class (Raleigh, N.C.)

^ - Bama Bash (Tuscaloosa, Ala.)

## Albany

**(2-0, Neutral 2-0)**

5/13/00	N	W	1-0	@
2/21/14	N	W	7-6	%

@ - ECAC Championship (Fairfax, Va.)

% - Diamond 9 Citrus Classic (Orlando, Fla.)

## Appalachian State

**(4-0, Home 3-0, Neutral 1-0)**

3/17/01	N	W	4-1	\$
2/23/07	H	W	2-0	%
2/25/07	H	W	8-1	%
2/24/08	H	W	8-2	%

\$ - Winthrop Invitational (Rock Hill, N.C.)

% - Pirate Classic (Greenville, N.C.)

## Arkansas

**(1-0, 1-0 Neutral)**

3/8/97	N	W	3-1	\$
--------	---	---	-----	----

\$ - USF Classic (Tampa, Fla.)

## Arizona

**(0-1, 0-1 Away)**

5/20/99	A	L	1-9	>
---------	---	---	-----	---

> - NCAA Tournament (Tucson, Ariz.)

## Arizona State

**(0-3, 0-3 Away)**

3/4/11	A	L	0-11	&
--------	---	---	------	---

3/9/12	A	L	1-9	&
3/2/13	A	L	0-13	&

& - Wilson/DeMarini Invitational (Tempe, Ariz.)

## Army

**(4-0, 2-0 Home, 2-0 Neutral)**

3/18/98	N	W	7-1	#
3/14/99	N	W	2-0	%
2/19/05	H	W	14-6	^
2/17/06	H	W	7-0	^

# - Rebel Games (Orlando, Fla.)

% - Lady Vol Invitational (Knoxville, Tenn.)

^ - Pirate Classic (Greenville, N.C.)

## Auburn

**(0-1, 0-1 Neutral)**

3/27/98	N	L	3-11	\$
---------	---	---	------	----

\$ - Sports Plus Classic (Richmond, Va.)

## Averett

**(2-0, 2-0 Home)**

3/17/84	H	W	8-0	
3/17/84	H	W	2-0	

## Ball State

**(1-4, 0-2 Home, 1-2 Neutral)**

3/11/94	N	L	1-4	%
3/9/96	N	W	2-0	\$
3/16/96	H	L	3-7	^
3/17/96	H	L	2-4	^
3/17/97	N	L	2-7	%

% - USF Softball Classic (Tampa, Fla.)

\$ - Speedline/USF Tournament (Tampa, Fla.)

^ - Pirate Classic (Greenville, N.C.)

## Barton

**(13-1, 5-1 Home, 8-0 Away)**

3/1/92	A	W	10-0	
3/1/92	A	W	10-0	
3/5/92	H	W	10-0	
3/5/92	H	W	8-0	
4/1/93	A	W	10-0	
4/1/93	A	W	5-2	
2/23/94	H	W	7-1	
2/23/94	H	W	2-1	
3/1/94	A	W	9-0	
3/1/94	A	W	4-2	
3/29/95	A	W	5-2	
3/29/95	A	W	8-0	
4/25/95	H	L	0-3	
4/25/95	H	W	4-3	

## Baylor

**(0-3, 0-3 Neutral)**

5/21/11	N	L	0-2	>
5/22/11	N	L	0-1	>
3/2/13	N	L	2-5	!

> - NCAA Regional (College Park, Md.)

! - Wilson/DeMarini Invitational (Tempe, Ariz.)

## Belmont

**(2-0, 2-0 Neutral)**

3/14/00	N	W	8-3	!
3/17/01	N	W	9-0	#

! - Coastal Carolina Classic (Corway, S.C.)

# - Winthrop Invitational (Rock Hill, S.C.)

## Bethune-Cookman

**(1-0, 1-0 Neutral)**

2/10/06	N	W	7-0	&
---------	---	---	-----	---

& - Florida Atlantic Worth Invitational (Boca Raton, Fla.)

## Binghamton

**(5-0, 4-0 Home, 1-0 Neutral)**

3/4/05	H	W	8-1	!
3/6/05	H	W	8-1	!
3/4/06	H	W	15-0	#
3/3/07	H	W	10-0	!
3/1/13	N	W	3-2	\$

! - Pirate Clash (Greenville, N.C.)

# - Pirate Classic (Greenville, N.C.)

\$ - Wilson/DeMarini Invitational (Tempe, Ariz.)

## Boston College

**(5-0, 4-0 Home, 1-0 Neutral)**

3/3/86	H	W	2-1	
3/10/89	H	W	4-0	
3/10/95	N	W	17-3	\$
2/15/08	H	W	1-0	%
2/17/08	H	W	6-0	%

\$ - ECAC Round Robin

% - Pirate Invitational (Greenville, N.C.)

## Boston University

**(1-1, 1-1 Neutral)**

5/13/93	N	W	1-0	=
5/14/94	N	L	2-3	=

= - ECAC Championship (Hempstead, N.Y.)

## Bowling Green

**(6-3, 6-3 Neutral)**

3/22/86	N	W	6-3	%
3/13/01	N	L	2-3	\$
3/13/01	N	W	1-0	\$
3/18/01	N	W	3-1	#
3/12/04	N	W	2-0	@

3/13/04	N	L	2-3	@
3/14/04	N	W	1-0	@
3/19/05	N	L	1-2	^
3/20/05	N	W	4-0	^
% - games played in Tallahassee, Fla.				
\$ - Coastal Classic (Conway, S.C.)				
# - Winthrop Invitational (Rock Hill, S.C.)				
@ - Cougar Invitational (Charleston, S.C.)				
^ - Hoo's Whoo Invitational (Charlottesville, Va.)				

## Bradley

### (1-1, 1-1 Neutral)

3/22/85	N	L	0-5	\$
3/20/99	N	W	4-0	%
\$ - Florida State Invitational (Tallahassee, Fla.)				
% - Rignor Invitational (Rock Hill, S.C.)				

## Brown

### (4-0, 2-0 Home, 2-0 Neutral)

3/24/00	N	W	8-1	&
3/8/03	N	W	8-3	#
3/25/00	H	W	10-5	
3/25/00	H	W	10-5	
& - Georgia Tech Buzz Classic (Atlanta, Ga.)				
# - Cougar Invitational (Charleston, S.C.)				

## Bucknell

### (3-3, 3-3 Home)

3/22/94	H	W	5-1	
3/22/94	H	W	4-0	
3/18/95	H	L	1-2	^
3/21/95	H	W	7-1	
3/21/95	H	L	2-4 (8)	
2/13/15	H	L	2-16	#
^ - Pirate Classic (Greenville, N.C.)				
# - Pirate Clash (Greenville, N.C.)				

## Buffalo

### (1-0, 1-0 Home)

3/25/06	H	W	4-0	#
# - Pirate Invitational (Greenville, N.C.)				

## BYU

### (0-4, 0-4 Neutral)

3/21/08	N	L	6-7	+
5/20/10	N	L	0-1	>
5/22/10	N	L	3-8	>
2/8/14	N	L	5-13	@
+ - Stanford Invitational II (Palo Alto, Calif.)				
> - NCAA Regional (Austin, Texas)				
@ - Red Desert Classic (St. George, Utah)				

## Cal State Fullerton

### (2-0, 1-0 Away, 1-0 Neutral)

3/13/10	N	W	2-0	%
3/6/12	A	W	10-0	\$
% - Cal Round Robin (Berkeley, Calif.)				
\$ - DeMarini Invitational (Fullerton, Calif.)				

## California

### (1-2, 1-1 Home, 0-1 Neutral)

3/24/06	H	L	4-5	^
3/26/06	H	W	8-3	^
3/3/12	N	L	3-11	%
^ - Pirate Classic (Greenville, N.C.)				
% - DeMarini Invitational (Fullerton, Calif.)				

## Campbell

### (35-10, 17-4 Home, 12-5 Away, 6-1 Neutral)

2/26/90	A	W	9-0	
2/26/90	A	W	3-2	
3/14/90	H	W	9-3	
3/14/90	H	W	3-0	
3/6/91	A	W	5-3	
3/6/91	A	W	5-0	
4/6/91	N	W	3-1	#
3/27/92	A	W	1-0	
4/2/92	N	W	9-0	@
4/4/92	N	W	5-4	@
4/8/92	H	W	6-5	
4/8/92	H	W	6-4	
4/13/93	H	W	2-0	
4/13/93	H	L	3-6	
2/26/94	H	W	5-1	&
4/5/94	A	W	3-2	
4/5/94	A	L	1-3	
3/31/95	N	L	3-6	^
4/8/95	N	W	8-1	\$
4/11/95	H	W	3-2	
4/11/95	H	W	5-4	
3/22/96	A	L	0-2	
3/22/96	A	W	4-1	
2/25/97	H	W	3-2	
2/25/97	H	L	1-6	
3/4/98	A	L	0-1	
3/4/98	A	L	4-5	
4/13/99	H	W	2-1	
4/13/99	H	W	6-0	
3/24/00	N	W	8-0	=
4/5/00	A	W	5-1	
4/5/00	A	W	6-1	
4/10/01	H	W	9-1	
4/10/01	H	W	4-1	
4/17/02	A	L	0-9	
4/17/02	A	W	7-1	
2/5/05	H	W	1-0	
2/5/05	H	W	6-1	
4/4/06	A	W	4-0	
4/4/06	A	W	10-0	
4/23/08	H	L	3-6	
4/23/08	H	L	4-12	
5/2/09	H	W	5-2	
2/19/10	N	W	7-2	+

2/27/11	H	W	6-0	!
# - Furman Invitational (Greenville, S.C.)				
@ - Furman Spring Fling (Greenville, S.C.)				
& - Pirate Invitational (Greenville, N.C.)				
^ - Sports Plus Collegiate Tournament (Richmond, Va.)				
\$ - Tar Heel Invitational (Chapel Hill, N.C.)				
= - Georgia Tech Buzz Classic (Atlanta, Ga.)				
+ Lipton Invitational (Gainesville, Fla.)				
! - Pirate Clash (Greenville, N.C.)				

## Canisius

### (5-4, 5-4 Home)

4/1/85	H	L	0-3	
3/31/86	H	W	5-0	
3/31/86	H	W	7-2	
3/6/94	H	L	1-2	#
3/17/96	H	L	2-4	\$
3/2/97	H	L	0-4	\$
2/23/01	H	W	6-2	\$
2/10/12	H	W	12-4	\$
2/11/12	H	W	6-2	\$
# - ECU Round Robin (Greenville, N.C.)				
\$ - Pirate Classic (Greenville, N.C.)				

## Central Arkansas

### (0-1, 0-1 Neutral)

2/27/15	N	L	1-2	#
# - Under Armour Invitational (Clearwater, Fla.)				

## Central Connecticut State

### (1-0, 1-0 Home)

3/21/92	H	W	1-0	
---------	---	---	-----	--

## Charleston Southern

### (15-0, 8-0 Home, 4-0 Away, 3-0 Neutral)

3/20/95	H	W	7-4	
3/20/95	H	W	3-1	
3/19/96	H	W	10-0	*
3/19/96	H	W	8-0	*
3/27/97	A	W	7-1	*
3/27/97	A	W	5-0	*
4/14/98	H	W	10-2	*
4/14/98	H	W	12-0	*
4/10/99	A	W	5-1	*
4/10/99	A	W	12-1	*
3/16/02	N	W	7-2	@
2/12/05	N	W	10-2	#
3/11/05	N	W	6-5	@
3/15/11	H	W	4-0	
3/15/11	H	W	3-0	
@ - Winthrop Invitational (Rock Hill, N.C.)				
# - GSU First Pitch Classic (Atlanta, Ga.)				

## Charlotte

### (25-9, 11-3 Home, 6-5 Away, 8-1 Neutral)

4/15/88	H	W	3-1	&
4/15/88	H	W	3-0	&
3/18/89	H	W	10-2	
3/30/90	N	L	1-10	\$

4/6/90	N	W	7-2	!
3/23/91	H	L	1-2	
4/6/91	N	W	3-1	#
4/15/91	H	W	1-0	
4/15/91	H	W	2-1	
4/10/92	N	W	3-1	?
4/9/93	N	W	5-0	!
4/9/94	N	W	6-0	!
4/16/94	N	W	10-0	%
3/15/96	H	W	9-3	^
2/22/97	H	W	5-1	@
2/21/98	N	W	17-11	@
3/20/99	N	W	7-5	=
4/23/99	A	W	6-0	
4/23/99	A	W	17-9	
4/20/02	A	L	0-8	**
4/20/02	A	L	3-4	**
4/20/02	A	L	1-2	**
3/15/03	H	L	4-5	**
3/15/03	H	L	1-2	**
3/16/03	H	W	10-3	**
5/8/04	A	W	7-2	**
5/8/04	A	L	1-2	**
5/9/04	A	W	9-0	**
4/30/05	H	W	5-2	**
4/30/05	H	W	4-3	**
5/1/05	H	W	2-0	**
3/15/14	A	W	4-3	**
3/15/14	A	W	11-6	**
3/16/14	A	L	0-2	**

& – Pirate Invitational (Greenville, N.C.)  
 \$ – game played in Charlottesville, Va.  
 ! – Tar Heel Invitational (Chapel Hill, N.C.)  
 # – Furman Invitational (Greenville, S.C.)  
 ? – UNC Invitational (Chapel Hill, N.C.)  
 % – Frost Cutlery Tournament (Chattanooga, Tenn.)  
 ^ – Pirate Classic (Greenville, N.C.)  
 @ – Triangle Classic (Raleigh, N.C.)  
 = – Ringor Invitational (Rock Hill, S.C.)

## Chattanooga

(1-0, 1-0 Neutral)

3/9/96	N	W	5-1	\$
--------	---	---	-----	----

\$ – Speedline/USF Tournament (Tampa, Fla.)

## Chicago

(0-1, 0-1 Neutral)

3/13/92	N	L	4-5	\$
---------	---	---	-----	----

\$ – South Florida Tournament (Tampa, Fla.)

## Cleveland State

(5-1, 3-1 Home, 2-0 Neutral)

3/20/93	H	W	3-1	#
3/18/95	H	W	3-1	#
3/27/98	N	W	6-1	^
3/19/00	N	W	8-1	\$
3/9/01	H	L	1-6	@

2/8/13	H	W	5-2	#
--------	---	---	-----	---

# – Pirate Classic (Greenville, N.C.)  
 ^ – Sports Plus Classic (Richmond, Va.)  
 \$ – Winthrop Invitational (Rock Hill, S.C.)  
 @ – Pirate Invitational (Greenville, N.C.)

## Coastal Carolina

(28-17, 9-1 Home, 12-12 Away, 7-4 Neutral)

3/10/88	A	W	4-2	
4/15/88	H	W	9-1	&
4/16/88	H	W	10-0	&
3/8/90	A	L	3-5	
3/8/90	A	L	2-6	
3/11/91	A	W	3-2	
3/11/91	A	W	4-0	
3/24/91	H	L	1-5	
4/6/91	N	L	3-10	#
3/17/92	A	W	1-0	
3/17/92	A	L	0-1	
4/4/92	N	W	8-1	#
4/11/92	N	W	4-2	\$
3/9/93	A	L	3-4	
3/9/93	A	L	5-10	
3/21/93	H	W	2-1	^
3/8/94	A	W	2-1	
3/8/94	A	L	5-7	
3/20/94	H	W	2-1	^
3/7/95	A	L	1-6	
3/7/95	A	W	4-1	
4/14/95	N	W	4-1	%
3/14/96	H	W	7-0	*
3/14/96	H	W	2-1	*
4/20/96	N	L	0-5	=
4/20/96	N	W	5-0	=
4/7/97	A	W	11-7	*
4/7/97	A	L	1-2	*
5/2/97	N	W	9-8	=
4/12/98	H	W	8-0	*
4/12/98	H	W	2-1	*
5/2/98	N	L	5-8	=
4/2/99	A	W	13-0	*
4/2/99	A	L	4-6	*
5/7/99	N	L	2-3	=
5/9/99	N	W	2-0	=
5/9/99	N	W	2-1	=
3/14/00	A	W	7-3	>
3/15/00	A	W	4-1	>
3/13/01	A	W	7-1	>
3/4/03	A	L	1-5	
3/24/06	H	W	4-0	&
3/12/07	A	L	3-4	
3/13/07	A	W	7-1	
3/13/07	A	L	6-7	

& – Pirate Invitational (Greenville, N.C.)  
 # – Furman Invitational (Greenville, S.C.)  
 \$ – UNC Invitational (Chapel Hill, N.C.)  
 ^ – Pirate Classic (Greenville, N.C.)  
 % – Frost Cutlery Tournament (Chattanooga, Tenn.)  
 = – Big South Tournament (Greensboro, N.C.)  
 > – Coastal Carolina Classic (Conway, S.C.)

## Colgate

(3-0, 3-0 Home)

3/23/94	H	W	11-1	
3/23/94	H	W	10-0	
3/19/95	H	W	3-2	^

^ – Pirate Classic (Greenville, N.C.)

## College of Charleston

(7-2, 0-1 Home, 4-1 Away, 3-0 Neutral)

3/10/93	A	W	20-4	
3/10/93	A	W	15-0	
3/17/00	N	W	4-3	%
3/12/04	A	W	1-0	\$
3/14/04	A	W	3-2	\$
2/20/05	H	L	6-7	^
3/13/05	N	W	5-4	%
2/26/06	A	L	4-5	#
2/10/07	N	W	9-0	!

% – Winthrop Invitational (Rock Hill, N.C.)

\$ – Cougar Invitational (Charleston, S.C.)

^ – Pirate Classic (Greenville, N.C.)

# – Cougar Classic (Charleston, S.C.)

! – Carolina Classic (Chapel Hill, N.C.)

## Connecticut

(3-3, 2-3 Home 1-0 Neutral)

3/14/85	H	L	0-1	
3/10/86	H	W	3-2	
3/10/86	H	W	2-1	
3/18/87	H	L	1-3	
3/18/87	H	L	0-3	
3/13/92	N	W	3-2	%

% – South Florida Tournament (Tampa, Fla.)

## Coppin State

(1-0, 1-0 Neutral)

2/25/05	N	W	13-1	!
---------	---	---	------	---

! – Seahawk Classic (Wilmington, N.C.)

## Cornell

(0-1, 0-1 Neutral)

2/27/04	N	L	1-2	\$
---------	---	---	-----	----

\$ – Dixie Classic (Virginia Beach, Va.)

## Creighton

(2-0, 2-0 Neutral)

3/5/11	N	W	2-0	&
3/10/12	N	W	12-1	!

& – Wilson / DeMarini Invitational (Tempe, Ariz.)  
 ! – Diamond Devil Invitational (Tempe, Ariz.)

## Dartmouth

(3-0, 3-0 Neutral)

5/14/00	N	W	2-1	?
5/12/01	N	W	3-0	?
5/12/01	N	W	6-5	?

? – ECAC Championships (Fairfax, Va.)

## Dayton

### (3-0, 3-0 Neutral)

3/13/00	N	W	5-3	@
3/15/00	N	W	4-3 (8)	@
2/26/06	N	W	1-0	#

@ - Coastal Carolina Classic (Conway, S.C.)

# - Cougar Classic (Charleston, S.C.)

## Delaware

### (18-4, 13-3 Home, 1-1 Away, 4-0 Neutral)

3/21/92	H	W	8-0	
3/20/93	H	W	8-2	#
3/18/94	H	W	8-0	#
3/4/95	H	W	8-1	#
3/31/95	N	W	7-0	^
4/1/95	N	W	8-1	^
3/16/96	H	W	7-4	#
2/27/98	H	L	3-5	#
3/1/98	H	L	3-6	#
2/26/00	H	W	1-0	#
2/22/02	H	W	4-0	#
3/2/02	N	W	8-0	%
2/22/03	H	W	7-0	#
2/20/04	H	W	10-0	#
2/22/04	H	W	6-4	#
3/3/06	H	L	1-6	#
3/14/06	A	W	6-2	
3/14/06	A	L	1-3	
3/2/07	H	W	4-0	@
3/1/08	H	W	10-0	#
2/26/10	H	W	15-1	#
2/23/14	N	W	9-1	>

# - Pirate Classic (Greenville, N.C.)

\$ - ECU Round Robin (Greenville, N.C.)

^ - Sports Plus Tournament (Richmond, Va.)

% - Dixie Classic (Virginia Beach, Va.)

@ - Pirate Clash (Greenville, N.C.)

> - Diamond 9 Citrus Classic (Orlando, Fla.)

## Delaware State

### (3-0, 3-0 Home)

2/27/99	H	W	29-0	@
2/15/14	H	W	6-4	#
2/6/15	H	W	10-0	\$

@ - East Carolina Tournament (Greenville, N.C.)

# - Pirate Snow Classic (Greenville, N.C.)

\$ - Pirate Classic (Greenville, N.C.)

## DePaul

### (3-10, 2-4 Home, 1-5 Away, 0-1 Neutral)

3/23/02	H	L	1-2	**
3/23/02	H	L	0-7	**
3/23/02	H	W	4-3	**
4/12/03	A	L	0-8	**
4/12/03	A	L	2-7	**
4/13/03	A	L	2-8	**
3/27/04	H	L	3-7	**
3/27/04	H	W	5-0	**
3/27/04	H	L	1-10	**

5/15/04	N	L	1-2	^
4/23/05	A	L	3-13	**
4/23/05	A	W	1-0	**
4/24/05	A	L	2-3	**

^ - Conference USA Tournament (Louisville, Ky.)

## Drake

### (1-0, 1-0 Neutral)

3/28/92	N	W	3-2	%
---------	---	---	-----	---

% - games played in Buies Creek, N.C.

## Drexel

### (4-0, 2-0 Home, 2-0 Neutral)

4/1/89	N	W	12-2	\$
3/28/93	N	W	6-2	%
2/11/12	H	W	9-7	#
2/16/14	H	W	14-1	#

\$ - Virginia Invitational (Charlottesville, Va.)

% - games played in Rock Hill, S.C.

# - Pirate Classic (Greenville, N.C.)

## ETSU

### (1-1, 0-1 Home, 1-0 Neutral)

3/12/05	N	W	3-0	^
2/14/15	H	L	8-9	#

^ - Winthrop Invitational (Rock Hill, N.C.)

# - Pirate Clash (Greenville, N.C.)

## Eastern Connecticut State

### (4-1, 4-1 Home)

3/16/85	H	W	2-0
3/16/85	H	W	5-4
3/16/86	H	W	4-2
3/14/87	H	W	6-5
3/12/88	H	L	0-8

## Eastern Illinois

### (3-4, 1-3 Home, 2-1 Neutral)

3/26/90	H	L	2-5	
3/26/90	H	W	3-2	
3/21/97	N	W	3-2	&
3/22/97	N	W	8-1	&
3/22/98	N	L	1-3	&
3/11/14	H	L	3-12	
3/11/14	H	L	6-7	

& - Winthrop Invitational (Rock Hill, S.C.)

## Eastern Kentucky

### (5-2, 5-2 Neutral)

3/24/95	N	L	0-3	&
2/21/98	N	W	2-0	!
3/16/99	N	W	3-0	\$
2/19/00	N	W	2-0	!
3/10/00	N	W	3-0	\$
2/18/01	N	W	4-1	!

3/15/02	N	L	2-4	&
---------	---	---	-----	---

& - Winthrop Invitational (Rock Hill, S.C.)

! - Triangle Classic (Raleigh, N.C.)

\$ - Lady Vol Invitational (Knoxville, Tenn.)

## Eastern Michigan

### (9-6-1, 7-4-1 Home, 2-2 Neutral)

3/6/88	N	W	1-0	%
3/6/89	N	L	3-5	%
4/20/91	N	L	1-3	^
2/29/92	H	W	4-1	
2/29/92	H	W	2-1	
2/27/93	N	W	4-2	#
2/25/94	H	W	2-0	@
2/28/96	H	L	2-5	
2/28/96	H	W	4-3	
3/1/96	H	W	1-0	+
3/3/96	H	T	3-3	+
2/26/97	H	W	5-2	
2/26/97	H	L	1-3	
3/1/97	H	L	0-4	\$
3/1/99	H	W	6-4	
3/1/99	H	L	0-3	

% - games played in Tallahassee, Fla.

^ - Frost Cutlery Tournament (Chattanooga, Tenn.)

# - Gamecock Invitational (Columbia, S.C.)

@ - Pirate Invitational (Greenville, N.C.)

+- ECU Round Robin (Greenville, N.C.)

\$ - Pirate Classic (Greenville, N.C.)

## Elizabeth City State

### (2-0, 2-0 Home)

4/3/93	H	W	Forfeit
4/3/93	H	W	Forfeit

## Elon

### (16-5-1, 11-0 Home, 4-5 Away, 1-0-1 Neutral)

3/28/98	N	W	4-3	%
3/31/99	H	W	8-0	
3/31/99	H	W	2-1	
5/7/00	A	L	3-4 (8)	
5/7/00	A	W	5-2	
4/26/01	H	W	8-3	
4/26/01	H	W	13-3	
5/1/02	A	W	6-0	
5/1/02	A	W	2-0	
3/13/03	H	W	2-0	
3/13/03	H	W	4-3	
2/14/04	N	T	2-2	!
5/6/04	A	L	2-4	
5/6/04	A	L	0-2	
3/4/05	H	W	5-0	&
4/16/09	A	W	7-5	
5/6/10	H	W	1-0	
5/6/10	H	W	8-0	
2/27/13	A	L	3-6	
4/18/14	H	W	4-2	
4/18/14	H	W	6-0	

3/18/15	A	L	4-10	
% – Sports Plus Classic (Richmond, Va.)				
! – Triangle Classic (Raleigh, N.C.)				
& – Pirate Classic (Greenville, N.C.)				

## Evansville

<b>(1-1, 1-0 Home, 0-1 Neutral)</b>				
3/26/00	N	L	2-3	&
3/8/01	H	W	2-1	
& – Georgia Tech Buzz Classic (Atlanta, Ga.)				

## Fairfield

<b>(11-2, 8-2 Home, 3-0 Neutral)</b>				
3/18/98	N	W	4-0	#
2/25/01	H	W	4-3	%
2/23/02	H	L	0-5	%
2/24/02	H	W	4-1	%
2/22/03	H	W	3-2	%
2/23/03	H	W	4-2	%
2/20/04	H	W	4-3	%
2/22/04	H	W	5-2	%
2/26/05	N	W	9-1	!
3/4/06	H	W	2-1	%
2/26/11	H	W	9-0	^
2/22/13	H	L	10-14	&
2/23/14	N	W	5-4	>
# – Rebel Games (Orlando, Fla.)				
% – Pirate Classic (Greenville, N.C.)				
! – Seahawk Invitational (Wilmington, N.C.)				
^ – Pirate Clash (Greenville, N.C.)				
& – Pirate Invitational (Greenville, N.C.)				
> – Diamond 9 Citrus Classic (Orlando, Fla.)				

## Florida

<b>(0-3, 0-2 Away, 0-1 Neutral)</b>				
2/13/10	N	L	3-4	%
2/20	A	L	3-4	\$
2/21	A	L	0-1	\$
% – USF/ DeMarini Tournament (Tampa, Fla.)				
\$ – Lipton Invitational (Gainesville, Fla.)				

## Florida A&M

<b>(2-1, 2-1 Neutral)</b>				
3/9/87	N	L	5-10	%
3/9/87	N	W	7-5	%
3/23/01	N	W	8-0	^
% – games played in Tallahassee, Fla.				
^ – Buzz Classic (Atlanta, Ga.)				

## Florida Atlantic

<b>(2-2, 2-0 Away, 2-0 Neutral)</b>				
3/27/99	N	L	2-3	^
4/8/01	N	L	0-4	+
2/10/06	A	W	1-0	\$
2/17/07	A	W	2-1	#
^ – Buzz Classic (Atlanta, Ga.)				
+ – UNC Round Robin (Chapel Hill, N.C.)				
\$ – Florida Atlantic Worth Invitational (Boca Raton, Fla.)				
# – FAU Dunkin Doughnuts Classic (Boca Raton, Fla.)				

## Florida International

<b>(4-2 Overall, 1-2 Away, 3-0 Neutral)</b>				
3/25/00	N	W	8-0	^
3/26/00	N	W	7-2	^
3/29/14	A	L	9-11	**
3/29/14	A	L	0-2	**
3/30/14	A	W	12-2	**
5/8/14	N	W	4-1	@
^ – Buzz Classic (Atlanta, Ga.)				
@ – Conference USA Championship (Boca Raton, Fla.)				

## Florida State

<b>(2-20, 0-5 Home, 1-8 Road, 1-7 Neutral)</b>				
4/1/84	H	L	0-2	
4/1/84	H	L	0-3	
4/25/86	N	L	0-3	&
3/10/87	A	L	0-9	
3/10/87	A	L	1-2	
3/8/89	A	L	0-5	
3/8/89	A	L	0-5	
4/21/89	N	L	0-3	\$
4/20/90	N	L	2-7	\$
3/15/91	A	L	0-12	
4/12/92	N	L	2-5	%
4/11/93	N	L	0-13	%
4/9/94	N	W	1-0	%
4/8/95	N	L	2-10	%
3/8/96	N	L	1-2	^
3/7/97	N	L	0-10	#
4/21/00	H	L	0-1	**
4/21/00	H	L	0-1	**
4/7/01	H	L	0-2	+
4/21/01	A	L	2-9	**
4/21/01	A	L	0-9	**
2/21/09	A	W	2-1	=
& – South Carolina Invitational (Columbia, S.C.)				
\$ – Frost Cutlery (Chattanooga, Tenn.)				
% – UNC Invitational (Chapel Hill, N.C.)				
^ – Speedline / USF Tournament (Tampa, Fla.)				
# – USF Classic (Tampa, Fla.)				
+ – UNC Round Robin (Chapel Hill, N.C.)				
= – Seminole Classic (Tallahassee, Fla.)				

## Fordham

<b>(9-3, 4-3 Home, 5-0 Neutral)</b>				
4/1/95	N	W	6-0	^
3/14/98	N	W	8-3	\$
3/17/98	N	W	9-1	\$
3/13/99	N	W	9-3	%
3/9/02	H	W	8-0	&
2/21/03	H	W	6-3	!
2/28/04	N	W	3-1	=
2/19/05	H	L	1-2	!
3/1/08	H	L	6-11	@
3/2/08	H	W	6-2	@
2/27/09	H	W	2-1	!

2/18/12	H	L	1-5	@
^ – Sports Plus Collegiate Tournament (Richmond, Va.)				
\$ – Rebel Games (Orlando, Fla.)				
% – Lady Vol Invitational (Knoxville, Tenn.)				
& – Pirate Invitational (Greenville, N.C.)				
! – Pirate Classic (Greenville, N.C.)				
= – Dixie Classic (Virginia Beach, Va.)				
@ – Pirate Clash (Greenville, N.C.)				

## Francis Marion

<b>(6-10, 4-6 Home, 2-4 Away)</b>				
3/9/84	A	W	3-2	
3/9/84	A	L	1-2	
3/30/84	H	W	2-1	
3/30/84	H	L	0-2	
3/10/85	H	W	1-0	
3/10/85	H	L	1-3	
3/9/86	A	W	4-2	
3/9/86	A	L	0-2	
4/6/86	H	W	2-1	
4/6/86	H	L	2-4	
3/13/87	A	L	1-2	
3/13/87	A	L	1-3	
4/20/87	H	L	1-9	
4/20/87	H	W	2-1	
3/11/88	H	L	1-3	
3/11/88	H	L	1-5	

## Fresno State

<b>(1-1, 1-1 Away)</b>				
3/10/10	A	L	0-1	
3/10/10	A	W	3-2	

## Furman

<b>(8-11, 1-2 Home, 3-3 Away, 4-6 Neutral)</b>				
4/11/86	N	W	5-1	^
4/13/86	N	L	1-4	^
4/25/86	N	L	1-3	&
4/25/87	N	L	0-12	#
4/22/88	A	L	2-3	
4/22/88	A	L	2-6	
4/22/89	N	L	3-5	\$
3/6/90	A	W	2-1	
3/6/90	A	W	5-0	
3/1/91	H	L	1-2	
3/1/91	H	L	1-2	
4/3/92	A	L	3-10	%
4/4/92	A	W	16-11	%
3/26/93	N	L	1-4	@
3/24/95	N	W	3-0	!
3/1/96	H	W	10-4	=
3/22/98	N	W	6-3	!
3/6/99	N	L	8-10	+

3/7/99	N	W	4-0	+
^ - George Mason Invitational (Fairfax, Va.)				
& - South Carolina Invitational (Columbia, S.C.)				
# - games played in Columbia, S.C.				
\$ - Frost Cutlery Tournament (Chattanooga, Tenn.)				
% - Furman Spring Fling (Greenville, S.C.)				
@ - games played in Rock Hill, S.C.				
! - Winthrop Tournament (Rock Hill, N.C.)				
- - ECU Round Robin (Greenville, N.C.)				
+ - Rebel Games (Orlando, Fla.)				

## Gardner-Webb

**(2-0, 2-0 Neutral)**

3/12/05	N	W	5-4	^
2/9/07	N	W	8-0	\$
^ - Winthrop Invitational (Rock Hill, N.C.)				
\$ - Carolina Classic (Chapel Hill, N.C.)				

## George Mason

**(43-7, 19-2 Home, 11-5 Away, 13-0 Neutral)**

3/12/84	H	W	6-4	
3/12/84	H	L	1-2	
4/7/84	A	W	7-0	#
3/14/85	H	W	5-0	
4/11/86	A	L	0-2	
4/9/88	N	W	4-2	&
4/18/88	A	L	0-8	
4/18/88	A	L	3-6	
3/18/89	H	W	4-0	
4/1/89	N	W	4-2	%
3/17/90	H	W	4-1	
3/23/90	A	W	8-0	
4/6/90	N	W	7-1	\$
3/26/91	A	W	6-0	
3/26/91	A	L	3-4	
4/12/91	N	W	1-0	\$
3/7/92	H	W	6-0	
3/8/92	H	W	7-2	
4/10/92	N	W	9-3	^
3/18/93	H	W	4-3	
3/18/93	H	W	9-0	
3/17/94	H	W	4-2	
3/17/94	H	W	7-1	
4/16/94	N	W	9-2	=
3/12/95	H	W	6-5	
3/12/95	H	W	4-1	
3/25/95	N	W	8-0	@
3/31/95	N	W	10-2	&
4/1/95	N	W	7-0	&
4/13/96	A	W	3-0	
4/13/96	A	W	8-2	
3/1/97	H	W	5-4	-
2/28/98	H	W	7-0	-
4/19/98	A	W	7-1	*
4/20/98	A	W	4-0	*
2/27/99	H	W	8-0	:
5/2/99	H	W	4-1	*
5/2/99	H	L	2-5	*
5/7/99	N	W	8-1	>
2/25/00	H	W	7-0	-

4/29/00	A	L	1-2	
4/29/00	A	W	4-1	
5/13/00	A	W	2-1	?
2/16/01	N	W	5-3	<
3/1/02	N	W	2-0	((
2/21/04	H	W	3-2	--
2/29/04	N	W	9-2	((
3/19/04	A	W	16-1	^^
3/21/04	A	W	6-3	^^
# - George Mason Invitational (Fairfax, Va.)				
% - Virginia Invitational (Charlottesville, Va.)				
\$ - Tar Heel Invitational (Chapel Hill, N.C.)				
^ - UNC Invitational (Chapel Hill, N.C.)				
- - Frost Cutlery Tournament (Chattanooga, Tenn.)				
# - Winthrop Tournament (Rock Hill, S.C.)				
& - Sports Plus Collegiate Tournament (Richmond, Va.)				
- - Pirate Classic (Greenville, N.C.)				
: - East Carolina Tournament (Greenville, N.C.)				
> Big South Tournament (Rock Hill, S.C.)				
? - ECAC Championship (Fairfax, Va.)				
< Triangle Classic (Raleigh, N.C.)				
(( - Dixie Classic (Virginia Beach, Va.)				
^^ - Patriot Classic (Fairfax, Va.)				

## George Washington

**(1-0, 1-0 Neutral)**

2/9/08	N	W	6-1	\$
\$ - Carolina Classic (Chapel Hill, N.C.)				

## Georgetown

**(2-1, 2-1 Home)**

3/10/09	H	W	9-0	\$
3/11/09	H	L	1-3	\$
2/15/13	H	W	3-1	\$
\$ - Pirate Clash (Greenville, N.C.)				

## Georgia

**(0-3, 0-3 Away)**

3/11/08	A	L	0-2	%
3/12/08	A	L	1-2	%
2/12/11	A	L	0-1	\$
% - Bulldog Invitational (Athens, Ga.)				
\$ - Red & Black Showcase (Athens, Ga.)				

## Georgia Southern

**(5-3, 1-1 Away, 4-2 Neutral)**

4/8/89	N	W	14-0	#
4/9/89	N	W	3-1	#
3/11/92	A	W	4-1	
3/11/92	A	L	6-7	
4/17/92	N	L	3-4	#
4/18/92	N	W	4-1	#
4/18/92	N	W	11-1	#
4/14/95	N	L	5-6	\$
# - USC Invitational (Columbia, S.C.)				
\$ - Frost Cutlery Tournament (Chattanooga, Tenn.)				

## Georgia State

**(8-4, 1-0 Home, 4-2 Away, 3-2 Neutral)**

3/24/85	N	W	7-4	\$
---------	---	---	-----	----

4/26/86	N	W	3-0	#
3/7/87	A	W	5-4	%
3/5/88	A	W	6-0	%
4/8/89	N	L	4-5	#
3/3/90	A	L	0-3	
4/17/93	N	W	1-0	@
3/27/99	H	W	4-3	!
3/24/01	A	L	0-2	^
2/13/05	A	W	5-2	?
2/13/05	A	W	1-0	?
3/1/15	N	L	3-4	+
\$ - Florida State Invitational (Tallahassee, Fla.)				
# - South Carolina Invitational (Columbia, S.C.)				
@ - games played in Atlanta, Ga.				
% - Frost Cutlery Classic (Chattanooga, Tenn.)				
! - East Carolina Tournament (Greenville, N.C.)				
^ - Buzz Classic (Atlanta, Ga.)				
? - GSU First Pitch (Atlanta, Ga.)				
+ - Under Armour Invitational (Clearwater, Fla.)				

## Georgia Tech

**(9-8, 2-2 Home, 4-1 Away, 3-5 Neutral)**

3/4/90	A	W	8-1	
3/12/91	A	W	3-0	
3/12/91	A	W	2-1	
4/6/91	N	L	6-7	#
4/13/91	N	W	5-0	%
4/3/92	N	L	6-8	\$
4/12/92	N	W	7-1	!
4/11/93	N	L	0-1	%
4/8/94	N	L	0-3	%
2/23/97	N	W	6-4	@
2/26/99	H	L	0-2	&
2/28/99	H	W	3-2	&
4/8/00	A	W	11-0	**
4/9/00	A	L	2-3	**
5/6/01	H	W	8-0	**
5/6/01	H	L	1-3	**
2/14/10	N	L	0-3	?
# - Furman Invitational (Greenville, S.C.)				
% - Tar Heel Invitational (Chapel Hill, N.C.)				
\$ - Furman Spring Fling (Greenville, S.C.)				
! - UNC Invitational (Chapel Hill, N.C.)				
@ - Triangle Classic (Raleigh, N.C.)				
& - East Carolina Tournament (Greenville, N.C.)				
? - USF Wilson DeMarini Tournament (Tampa, Fla.)				

## Grand Canyon

**(1-0 Overall, 1-0 Neutral)**

2/7/14	N	W	8-4	\$
\$ - Red Desert Classic (St. George, Utah)				

## Greensboro College

**(2-0, 2-0 Home)**

3/23/87	H	W	13-2	
3/23/87	H	W	6-1	

## Hampton

**(16-0, 7-0 Home, 8-0 Away, 1-0 Neutral)**

4/11/96	H	W	9-0	
---------	---	---	-----	--

4/11/96	H	W	8-0	
3/29/97	N	W	10-1	%
4/10/97	A	W	12-4	
4/10/97	A	W	5-1	
4/23/97	H	W	6-5	
4/8/98	A	W	11-0	
4/8/98	A	W	10-0	
4/27/99	H	W	3-2	
4/27/99	H	W	24-6	
3/30/00	H	W	3-1	
3/30/00	H	W	1-0	
4/19/00	A	W	8-2	
4/19/00	A	W	6-0	
4/7/10	A	W	9-0	
4/7/10	A	W	12-0	

% - Sports Plus Tournament (Richmond, Va.)

## Harvard

### (2-0, 2-0 Neutral)

4/1/00	N	W	9-7	+
4/2/00	N	W	6-5	

+ Virginia Tech (Blacksburg, Va.)

## Hawai'i

### (0-6, 0-6 Away)

3/6/10	A	L	0-10	%
3/7/10	A	L	4-6	%
3/9/13	A	L	0-8	!
3/13/13	A	L	0-4	
3/8/15	A	L	3-11	#
3/10/15	A	L	0-5	#

% - Bank of Hawai'i Invitational (Honolulu, Hawai'i)

! - Malihini Kipa Aloha Tournament (Honolulu, Hawai'i)

# - Hawai'i Spring Fling (Honolulu, Hawai'i)

## Hofstra

### (4-1, 3-0 Home, 0-1 Away, 1-0 Neutral)

5/19/94	A	L	1-5	>
3/7/97	N	W	5-2	\$
2/19/11	H	W	5-0	%
2/21/11	H	W	5-4	
2/20/12	H	W	4-3	

> - ECAC Championship (Hempstead, N.Y.)

\$ - USF Classic (Tampa, Fla.)

% - Pirate Clash (Greenville, N.C.)

## Houston

### (15-29, 8-11 Home, 7-16 Away, 0-2 Neutral)

4/6/02	A	L	0-1	**
4/6/02	A	W	5-1	**
4/7/02	A	W	12-2	**
4/18/03	H	W	8-1	**
4/18/03	H	L	2-3	**
4/19/03	H	L	2-10	**
3/2/04	A	L	1-2	**
3/2/04	A	L	0-4	**
3/3/04	A	L	0-9	**
3/25/05	H	W	7-4	**

3/25/05	H	W	5-3	**
3/26/05	H	W	3-2	**
3/11/06	A	W	6-5	**
3/11/06	A	L	3-8	**
3/12/06	A	L	1-6	**
5/12/06	N	L	0-7	%
4/28/07	H	L	0-4	**
4/28/07	H	W	3-1	**
4/29/07	H	L	1-3	**
5/12/07	N	L	0-1	^
4/12/08	A	L	0-16	**
4/12/08	A	L	2-6	**
4/13/08	A	L	0-7	**
5/9/08	A	L	1-5	#
3/7/09	H	W	6-2	**
3/7/09	H	L	1-3	**
3/8/09	H	W	5-2	**
4/4/10	A	W	1-0	**
4/4/10	A	L	3-4	**
4/5/10	A	L	2-4	**
5/14/10	A	W	4-0	#
4/30/11	H	L	0-1	**
4/30/11	H	L	0-8	**
5/1/11	H	L	3-5	**
5/13/11	H	W	1-0	@
4/14/12	A	L	3-15	**
4/14/12	A	L	2-6	**
4/15/12	A	W	7-6	**
3/23/13	H	L	2-7	**
3/23/13	H	L	0-2	**
3/24/13	H	L	3-14	**
4/3/15	A	L	7-8	**
4/3/15	A	L	1-2	**
4/4/15	A	W	3-4	**

% - Conference USA Tournament (Tulsa, Okla.)

^ - Conference USA Tournament (Orlando, Fla.)

# - Conference USA Tournament (Houston, Texas)

@ - Conference USA (Greenville, N.C.)

## Illinois

### (1-3, 1-3 Neutral)

3/12/01	N	W	3-2	^
3/24/01	N	L	2-3	\$
3/16/02	N	L	1-10	#
3/1/15	N	L	6-7	@

^ - Coastal Classic (Conway, S.C.)

\$ - Buzz Classic (Atlanta, Ga.)

# - Winthrop (Rock Hill, S.C.)

@ - Under Armour Invitational (Clearwater, Fla.)

## Illinois-Chicago

### (0-6, 0-1 Home, 0-5 Neutral)

3/12/93	N	L	2-16	%
4/15/95	N	L	1-10	\$
2/23/96	N	L	0-1	!
3/23/97	H	L	3-8	
2/24/98	N	L	2-6	!

3/26/99	N	L	1-7	#
---------	---	---	-----	---

% - USF Softball Classic (Tampa, Fla.)  
\$ - Frost Cutlery Classic (Chattanooga, Tenn.)  
! - Triangle Classic (Raleigh, N.C.)  
# - Buzz Classic (Atlanta, Ga.)

## Illinois State

### (1-0, 1-0 Neutral)

2/11/11	N	W	1-0	%
---------	---	---	-----	---

% - Red & Black Showcase (Athens, Ga.)

## Indiana

### (1-2, 1-2 Neutral)

3/8/96	N	L	4-7	%
2/22/09	N	W	8-3	\$
3/4/12	N	L	4-5	&

% - Speedline / USF Tournament (Tampa, Fla.)

\$ - Seminole Classic (Tallahassee, Fla.)

& - DeMarini Invitational (Fullerton, Calif.)

## Ithaca

### (0-1, 0-1 Neutral)

3/8/84	N	L	2-4	!
--------	---	---	-----	---

! - games played in Columbia, S.C.

## Iona

### (2-0, 2-0 Neutral)

3/21/98	N	W	6-0	#
5/21/10	N	W	3-0	>

# - Winthrop Invitational (Rock Hill, S.C.)

> - NCAA Regional (Austin, Texas)

## Iowa

### (2-2, 2-2 Neutral)

3/14/92	N	L	0-5	\$
2/12/11	N	W	1-0	#
3/14/15	N	L	1-5	@
3/15/15	N	W	3-2 (8)	@

\$ - South Florida Tournament (Tampa, Fla.)

# - Red & Black Showcase (Athens, Ga.)

@ - Oklahoma Classic (Norman, Okla.)

## Iowa State

### (1-0, 1-0 Neutral)

3/14/92	N	W	5-4	\$
---------	---	---	-----	----

\$ - South Florida Tournament (Tampa, Fla.)

## Jacksonville

### (0-1, 0-1 Neutral)

3/9/03	N	L	0-2	#
--------	---	---	-----	---

# - Cougar Classic (Charleston, S.C.)

## James Madison

### (5-2, 3-2 Home, 2-0 Road)

3/7/04	H	W	4-3	\$
4/18/04	A	W	3-0	
4/18/04	A	W	1-0	
3/3/07	H	W	7-1	@

3/4/07	H	W	5-0	@
4/15/15	H	L	1-6	
4/15/15	H	L	0-13	

\$ – Pirate Classic (Greenville, N.C.)  
@ – Pirate Clash (Greenville, N.C.)

## Kansas

### (0-1, 0-1 Neutral)

2/20/10	N	L	1-3	@
---------	---	---	-----	---

@ – Lipton Invitational (Gainesville, Fla.)

## Kent State

### (9-2, 2-1 Home, 6-1 Neutral)

4/18/87	N	W	6-0	!
3/25/95	N	L	0-2	%
3/17/96	H	W	6-3	#
3/26/96	H	W	1-0	
3/26/96	H	L	0-3	
3/22/97	N	W	4-2	%
3/26/99	N	W	9-5	%
2/9/08	N	W	2-1	@
2/10/08	N	W	3-2	@
2/19/11	N	W	5-0	#

! – Carolina Pride Invitational (Chapel Hill, N.C.)

% – Winthrop Invitational (Rock Hill, N.C.)

# – Pirate Classic (Greenville, N.C.)

\$ – Buzz Classic (Atlanta, Ga.)

@ – Carolina Classic (Chapel Hill, N.C.)

## Kentucky

### (1-0, 1-0 Neutral)

2/19/99	N	W	2-1	!
---------	---	---	-----	---

! – Triangle Classic (Raleigh, N.C.)

## Lafayette

### (2-0, 2-0 Neutral)

3/21/93	N	W	19-0	#
3/18/94	N	W	8-1	#

# – Pirate Classic (Greenville, N.C.)

## Lander

### (3-0, 3-0 Neutral)

3/7/87	N	W	3-1	\$
3/5/88	N	W	1-0	\$
3/4/89	N	W	14-0	\$

\$ – games played in Atlanta, Ga.)

## La Salle

### (6-1, 1-0 Home, 5-1 Neutral)

4/6/84	N	W	6-4	#
4/8/84	N	W	18-2	#
4/12/86	N	W	10-0	#
4/13/86	N	L	1-3	#
2/24/96	N	W	7-1	!
2/25/00	H	W	13-5	@

# – George Mason Invitational (Fairfax, Va.)

! – Triangle Classic (Raleigh, N.C.)

@ – Pirate Classic (Greenville, N.C.)

## Lehigh

### (3-0, 2-0 Home, 1-0 Neutral)

3/20/94	H	W	9-0	^
3/3/00	N	W	11-4	#
2/26/11	H	W	8-0	\$

^ – Pirate Classic (Greenville, N.C.)  
# – Millennium Classic (Virginia Beach, Va.)  
\$ – Pirate Clash (Greenville, N.C.)

## Liberty

### (36-4, 14-1 Home, 11-1 Away, 11-2 Neutral)

4/21/84	H	W	6-4	
4/19/85	H	W	2-1	
4/19/85	H	W	3-2	
4/5/96	A	W	10-1	*
4/5/96	A	W	8-0	
4/20/96	N	W	8-0	^
3/29/97	N	W	9-1	\$
4/12/97	H	W	14-1	*
4/12/97	H	W	9-1	*
4/26/97	N	W	8-0	!
5/4/97	N	W	6-0	#
4/4/98	A	W	6-5	*
4/4/98	A	W	2-0	*
5/1/98	N	W	3-1	#
5/2/98	N	L	3-9	#
2/21/99	N	L	3-4	?
4/19/99	H	W	6-2	*
4/19/99	H	W	3-1	*
5/8/99	N	W	3-2	#
4/1/00	N	W	6-5	%
5/6/00	A	W	3-0	
5/6/00	A	W	8-5	
3/31/01	H	W	2-1	
3/31/01	H	W	3-2	
4/25/01	A	W	7-0	
4/25/01	A	W	5-0	
2/15/02	N	W	2-0	?
4/25/02	A	W	3-0	
4/25/02	A	W	5-3	
4/23/03	H	W	1-0	
4/23/03	H	W	7-0	
2/13/04	N	W	13-2	?
3/5/04	N	W	4-3	=
4/17/04	A	L	5-6	
4/17/04	A	W	17-11	
2/27/05	N	W	4-3	&
3/3/06	H	W	5-0	=
2/29/08	H	W	7-3	“
2/22/13	H	W	12-1	+

2/24/13	H	L	4-5	+
---------	---	---	-----	---

^ – Big South Tournament (Greensboro, N.C.)  
\$ – Sports Plus Tournament (Richmond, Va.)  
! – Virginia Invitational (Charlottesville, Va.)  
# – Big South Tournament (Rock Hill, S.C.)  
? – Triangle Classic (Raleigh, N.C.)  
% – Virginia Tech Classic (Blacksburg, Va.)  
= – Pirate Classic (Greenville, N.C.)  
& – Seahawk Classic (Wilmington, N.C.)  
“ – Pirate Clash (Greenville, N.C.)  
+ – Pirate Invitational (Greenville, N.C.)

## Limestone

### (3-0, 1-0 Home, 2-0 Neutral)

4/7/90	N	W	8-4	+
3/23/91	H	W	5-0	
4/12/91	N	W	5-1	+

+ – Tar Heel Invitational (Chapel Hill, N.C.)

## Lipscomb

### (1-0, 1-0 Neutral)

2/11/11	N	W	1-0	%
---------	---	---	-----	---

% – Red & Black Showcase (Athens, Ga.)

## Long Island

### (2-1, 1-0 Home, 1-1 Neutral)

3/18/94	H	W	4-3	&
2/17/07	N	W	4-0	\$
2/14/10	N	L	1-2	#

& – Pirate Classic (Greenville, N.C.)  
\$ – FAU Dunkin Donuts Classic (Boca Raton, Fla.)  
# – USF Wilson/Demarini Tournament (Tampa, Fla.)

## Longwood

### (6-2, 4-0 Home, 2-1 Away, 0-1 Neutral)

4/9/05	A	W	7-0	+
3/5/06	H	W	5-1	#
5/7/11	A	W	10-1	
5/8/11	A	L	0-3	
4/18/12	H	W	5-0	
4/18/12	H	W	5-2	
2/7/15	H	W	4-3	#
3/7/15	N	L	0-3	\$

+ – Longwood Invitational (Farmville, Va.)  
# – Pirate Classic (Greenville, N.C.)  
\$ – Hawai'i Spring Fling (Honolulu, Hawai'i)

## Louisburg College

### (4-0, 4-0 Home)

3/22/88	H	W	2-0	
3/22/88	H	W	10-2	
4/4/89	H	W	22-2	
4/4/89	H	W	16-4	

## Louisiana-Lafayette

### (0-3, 0-3 Neutral)

4/22/89	N	L	3-6	#
4/16/94	N	L	0-8	#

5/16/08	N	L	1-2	>
# – Frost Cutlery Tournament (Chattanooga, Tenn.)				
> – NCAA Regional (Baton Rouge, La.)				

## Louisiana Tech

**(3-4 Overall, 2-1 Away, 1-3 Neutral)**

4/19/91	N	L	0-3	#
4/16/93	N	W	4-3	#
4/16/94	N	L	1-2	#
4/15/95	N	L	0-5	#
4/26/14	A	L	2-6	**
4/26/14	A	W	7-0	**
4/27/14	A	W	1-0	**

# – Frost Cutlery Tournament (Chattanooga, Tenn.)

## LSU

**(0-1, 0-1 Away)**

5/17/08	A	L	1-9	\$
\$ – NCAA Regional (Baton Rouge, La.)				

## Maine

**(4-1, 3-0 Home, 1-1 Neutral)**

3/1/02	N	W	2-0	%
2/15/08	H	W	7-1	#
2/16/08	H	W	3-2	#
3/10/11	H	W	2-0	#
2/27/15	N	L	7-11	\$

% – Dixie Classic (Virginia Beach, Va.)

# – Pirate Invitational (Greenville, N.C.)

\$ – Under Armour Invitational (Clearwater, Fla.)

## Manhattan

**(3-0, 1-0 Home, 2-0 Neutral)**

3/15/98	N	W	7-0	\$
3/16/99	N	W	2-1	%
2/25/00	H	W	1-0	#

\$ – Rebel Games (Orlando, Fla.)

% – Lady Vol Invitational (Knoxville, Tenn.)

# – Pirate Classic (Greenville, N.C.)

## Marist

**(3-0, 1-0 Home, 2-0 Neutral)**

3/3/01	N	W	8-1	\$
3/9/02	H	W	6-0	%
3/20/04	N	W	5-0	#

\$ – Millennium Classic (Virginia Beach, Va.)

% – Pirate Invitational (Greenville, N.C.)

# – Patriot Classic (Fairfax, Va.)

## Marshall

**(17-19, 7-10 Home, 8-4 Away, 3-4 Neutral)**

2/20/98	N	L	0-2	!
3/5/05	H	W	6-3	\$
3/16/05	H	L	2-5	\$
2/24/06	N	W	5-1	#
4/1/06	H	W	2-1	**
4/1/06	H	L	0-2	**
4/2/06	H	L	2-7	**

3/24/07	A	L	4-5	**
3/24/07	A	L	2-3	**
3/25/07	A	W	5-0	**
4/6/08	H	L	3-6	**
4/6/08	H	L	3-5	**
5/8/08	N	W	7-2	&
4/25/09	A	L	1-2	**
4/25/09	A	W	8-3	**
4/26/09	A	W	3-1	**
2/19/10	N	L	7-8	^
3/27/10	H	W	4-3	**
3/27/10	H	L	6-10	**
3/28/10	H	W	10-0	**
3/19/11	A	W	10-1	**
3/19/11	A	W	3-2	**
3/20/11	A	L	2-3	**
4/28/12	H	L	0-8	**
4/28/12	H	W	3-2	**
4/29/12	H	W	3-0	**
5/10/12	N	L	1-8	%
4/13/13	A	W	11-1	**
4/13/13	A	W	17-6	**
4/14/13	A	W	10-4	**
5/9/13	N	L	4-5	@
3/21/14	H	L	1-9	**
3/21/14	H	L	1-7	**
3/22/14	H	W	9-1	**
5/9/14	N	L	7-8	>
2/12/15	H	L	4-5 (9)	+

! – Triangle Classic (Raleigh, N.C.)

\$ – Pirate Classic (Greenville, N.C.)

# – Cougar Classic (Charleston, S.C.)

& – Conference USA Championship (Houston, Texas)

^ – Lipton Invitational (Gainesville, Fla.)

% – Conference USA Championship (Birmingham, Ala.)

@ – Conference USA Championship (Tulsa, Okla.)

> – Conference USA Championship (Boca Raton, Fla.)

+ – Pirate Clash (Greenville, N.C.)

## Maryland

**(5-8, 1-1 Home, 3-3 Away, 1-4 Neutral)**

2/22/97	N	L	1-5	#
3/21/98	N	W	3-2	@
2/19/99	N	L	0-6	#
4/16/00	H	W	4-3	**
4/16/00	H	L	0-1	**
4/29/01	A	L	2-3	**
4/29/01	A	L	3-4	**
2/16/07	N	L	1-9	\$
2/13/11	N	L	1-3	%
3/9/11	A	W	3-2	
3/9/11	A	L	2-4	
5/20/11	A	W	5-1	?
5/21/11	A	W	2-0	?

# – Triangle Classic (Raleigh, N.C.)

@ – Winthrop Invitational (Rock Hill, S.C.)

\$ – FAU Dunkin Donuts Classic (Boca Raton, Fla.)

% – Red & Black Showcase (Athens, Ga.)

? – NCAA Regional (College Park, Md.)

## Massachusetts

**(0-1, 0-1 Neutral)**

3/21/86	N	L	0-4	%
% – games played in Tallahassee, Fla.				

## Memphis

**(20-7, 9-3 Home, 10-4 Away, 1-0 Neutral)**

4/22/06	A	W	4-1	**
4/22/06	A	L	0-8	**
4/22/06	A	L	1-6	**
4/14/07	H	L	3-8	**
4/14/07	H	W	5-0	**
5/10/07	N	W	1-0	%
4/26/08	A	W	9-4	**
4/26/08	A	W	12-11	**
4/18/09	H	W	2-0	**
4/18/09	H	W	2-1	**
4/19/09	H	W	6-1	**
5/8/10	A	W	3-0	**
5/8/10	A	W	8-0	**
5/9/10	A	W	1-0	**
3/12/11	H	W	4-1	**
3/12/11	H	L	1-2	**
3/13/11	H	L	0-1	**
5/12/11	H	W	5-1	>
5/5/12	A	W	5-4	**
5/5/12	A	W	4-3	**
5/6/12	A	L	3-5	**
4/20/13	H	W	2-1	**
4/20/13	H	W	4-2	**
4/21/13	H	W	4-3	**
3/28/15	A	L	4-5 (12)	**
3/28/15	A	W	8-1	**
3/29/15	A	W	3-1	**

% – Conference USA Championship (Orlando, Fla.)

> – Conference USA Championship (Greenville, N.C.)

## Mercer

**(2-0, 2-0 Neutral)**

3/23/90	N	W	9-1	\$
4/12/91	N	W	17-1	%

\$ – games played in Fairfax, Va.

% – Tar Heel Invitational (Chapel Hill, N.C.)

## Methodist

**(4-0, 2-0 Home, 2-0 Away)**

3/7/85	H	W	5-0	
3/7/85	H	W	16-2	
4/18/85	A	W	2-0	
4/18/85	A	W	3-0	

## Miami (Ohio)

**(1-1, 1-1 Neutral)**

3/3/90	N	W	4-0	%
3/16/91	N	L	0-1	!

% – games played in Atlanta, Ga.

! – games played in Tallahassee, Fla.

## Michigan

### (0-5, 0-5 Neutral)

3/14/92	N	L	2-7	\$
3/13/93	N	L	3-7	%
3/11/94	N	L	2-11	%
2/16/07	N	L	1-3	#
2/21/09	N	L	0-1	@

\$ - South Florida Tournament (Tampa, Fla.)

& - USF Softball Classic (Tampa, Fla.)

# - FAU Dunkin Donuts Classic (Boca Raton, Fla.)

@ - Seminole Classic (Tallahassee, Fla.)

## Michigan State

### (2-4, 1-3 Home, 1-1 Neutral)

3/22/85	N	W	1-0	\$
3/17/95	H	W	6-1	#
3/19/95	H	L	1-3	
3/8/97	N	L	6-7	%
2/14/03	N	L	0-1	!
2/18/06	H	L	0-1	#

\$ - Florida State Invitational (Tallahassee, Fla.)

# - Pirate Classic (Greenville, N.C.)

% - USF Classic (Tampa, Fla.)

! - Triangle Classic (Raleigh, N.C.)

## Middle Tennessee State

### (3-3, 2-0 Home, 1-3 Neutral)

4/14/95	N	L	0-2	\$
3/6/99	N	L	4-7	#
3/7/99	N	W	5-4	#
3/23/01	N	L	2-3	%
2/7/09	H	W	3-1	!
2/8/09	H	W	3-2	!

\$ - Frost Cutlery Tournament (Chattanooga, Tenn.)

# - Rebel Games (Orlando, Fla.)

% - Buzz Classic (Atlanta, Ga.)

! - ECU Invitational (Greenville, N.C.)

## Minnesota

### (1-4, 1-4 Neutral)

2/25/96	N	L	1-4	!
2/21/97	N	L	0-4	!
2/23/97	N	L	0-8	!
2/19/00	N	W	7-1	!
2/17/01	N	L	1-6	!

! - Triangle Classic (Raleigh, N.C.)

## Mississippi Valley State

### (1-0, 1-0 Neutral)

5/17/08	N	W	4-2	#
---------	---	---	-----	---

# - NCAA Regional (Baton Rouge, La.)

## Monmouth

### (2-0, 2-0 Home)

3/17/90	H	W	5-1	
3/17/95	H	W	3-2	\$

\$ - Pirate Classic (Greenville, N.C.)

## Morehead State

### (1-0, 1-0 Home)

2/27/10	H	W	6-3	#
---------	---	---	-----	---

# - Pirate Classic (Greenville, N.C.)

## Nevada

### (0-1 Overall, 0-1 Neutral)

2/9/14	N	L	0-10	\$
--------	---	---	------	----

\$ - Red Desert Classic (St. George, Utah)

## New England

### (1-0, 1-0 Home)

3/22/91	H	W	3-0	
---------	---	---	-----	--

## New Mexico State

### (1-1, 1-1 Neutral)

3/4/11	N	W	8-5	\$
3/10/12	N	L	5-14	!

\$ - Wilson/DeMarini (Tempe, Ariz.)

! - Diamond Devil Invitational (Tempe, Ariz.)

## Newberry

### (2-0, 2-0 Home)

3/18/84	H	W	10-1	
3/18/84	H	W	5-2	

## Nicholls State

### (0-5, 0-2 Home, 0-3 Neutral)

3/22/86	N	L	5-7	\$
4/12/90	H	L	1-4	
4/12/90	H	L	0-2	
4/20/90	N	L	4-6	!
4/17/93	N	L	2-5	!

\$ - games played in Tallahassee, Fla.)

! - Frost Cutlery Tournament (Chattanooga, Tenn.)

## Norfolk State

### (1-0, 1-0 Neutral)

3/28/97	N	W	7-0	#
---------	---	---	-----	---

# - Sports Plus Tournament (Richmond, Va.)

## North Carolina

### (35-51, 15-13 Home, 16-27 Away, 4-11 Neutral)

3/20/84	H	L	0-6	
3/20/84	H	W	2-1	
4/3/84	A	L	3-5	
4/3/84	A	L	0-4	
4/7/84	N	W	9-2	^
4/21/84	H	W	1-0	
4/9/85	A	L	1-2	
4/9/85	A	L	1-3	
4/12/86	N	L	1-3	^
4/17/86	A	L	0-2	
4/17/86	A	W	1-0	
4/25/86	N	L	0-1	&
4/26/86	N	W	5-1	&

3/28/87	A	L	0-7	
3/28/87	A	L	2-3	
4/11/87	H	L	0-2	
4/11/87	H	W	2-0	
4/17/87	A	L	0-6	
3/26/88	A	L	2-10	
3/26/88	A	W	7-4	
3/12/89	H	L	0-5	
3/31/89	N	L	0-2	!
4/21/89	N	L	6-9	%
4/7/90	A	W	2-0	+
4/13/90	H	W	5-3	
4/13/90	H	L	1-9	
3/24/91	H	W	6-5	
4/13/91	A	L	0-3	
4/19/91	N	L	1-2	%
3/31/92	A	L	2-3	
3/31/92	A	W	1-0	
4/4/92	N	L	0-5	@
4/21/92	H	W	3-0	
4/21/92	H	W	4-3	
2/27/93	N	L	1-2	^
3/23/93	A	W	1-0	
3/23/93	A	L	0-10	
4/9/93	A	L	0-3	+
4/11/93	A	W	8-0	
4/25/93	H	W	1-0	
4/25/93	H	L	1-2	
4/26/93	H	L	0-2	
4/26/93	H	L	3-4	
4/9/95	A	L	1-2	
4/18/95	H	W	3-2	
4/18/95	H	W	6-4	
3/24/96	A	W	8-3	
3/24/96	A	L	1-9	
3/21/97	N	L	0-1	=
3/22/97	N	W	9-7	=
4/2/97	A	W	3-1	
4/2/97	A	W	7-2	
4/15/97	H	W	Forfeit	
4/15/97	H	W	Forfeit	
2/14/98	A	W	4-2	
2/14/98	A	L	4-9	
4/21/99	H	L	1-6	
4/21/99	H	L	0-2	
2/19/00	N	L	0-5	?
3/19/00	N	L	2-5	=
5/3/00	A	L	0-2	**
5/3/00	A	L	3-4	
4/8/01	A	W	4-1	-
4/18/01	H	W	1-0	**
4/18/01	N	W	2-8	**
4/29/02	A	W	3-0	
4/29/02	A	W	4-1	
2/12/03	H	L	0-4	
2/13/03	A	W	4-1	
3/29/03	A	W	0-7	
4/21/04	A	L	0-1	
4/21/04	A	L	4-11	

4/7/05	H	L	0-3
3/8/06	H	W	2-1
4/12/06	A	L	1-3
2/28/07	H	L	1-3
2/8/08	A	L	1-5 <
2/10/08	A	L	2-5 <
4/2/08	A	L	1-3
4/2/08	A	W	3-2
4/8/09	H	L	1-2
4/21/09	A	L	0-1
3/13/12	A	L	2-4
3/1/13	N	L	4-5 \$
4/17/13	H	L	0-8
3/26/14	A	L	1-6
4/23/15	H	W	4-3

\* - George Mason Invitational (Fairfax, Va.)  
 & - South Carolina Invitational (Columbia, S.C.)  
 ! - Virginia Invitational (Charlottesville, Va.)  
 + - Tar Heel Invitational (Chapel Hill, N.C.)  
 % - Frost Cutlery Tournament (Chattanooga, Tenn.)  
 @ - Furman Spring Fling (Greenville, S.C.)  
 ~ - Gamecock Invitational (Columbia, S.C.)  
 ^ - Winthrop Invitational (Rock Hill, S.C.)  
 ? - Triangle Classic (Raleigh, N.C.)  
 - - UNC Round Robin Invitational (Chapel Hill, N.C.)  
 > - UNC Classic (Chapel Hill, N.C.)  
 < - Carolina Classic (Chapel Hill, N.C.)  
 \$ - Wilson/DeMarini Invitational (Tempe, Ariz.)

## North Carolina A&T

**(5-0, 2-0 Home, 3-0 Neutral)**

3/15/95	H	W	8-0
3/15/95	H	W	10-0
4/24/98	N	W	23-1 ^
4/26/98	N	W	8-0 ^
3/15/02	N	W	13-4 \$

\* - Hokie Classic (Blacksburg, Va.)  
 \$ - Winthrop Invitational (Rock Hill, N.C.)

## N.C. Central

**(3-0, 2-0 Away, 1-0 Neutral)**

2/8/08	N	W	13-0 !
3/24/10	A	W	10-0
3/24/10	A	W	17-0

! - Carolina Classic (Chapel Hill, N.C.)

## NC State

**(6-12, 2-6 Home, 4-6 Away)**

3/30/05	A	L	0-1
3/30/05	A	L	1-2
3/22/06	H	L	0-2
3/22/06	H	L	0-1
3/28/07	A	L	2-12
3/28/07	A	W	9-8
3/18/09	A	W	5-0
4/15/09	H	W	3-1
4/14/10	A	W	1-0
4/14/10	A	W	7-0
4/13/11	H	L	1-2
4/13/11	H	L	4-5

4/4/12	A	L	3-9
3/27/13	H	W	5-2
3/27/13	H	L	3-5
4/9/14	A	L	2-7
4/9/14	A	L	4-5
4/8/15	H	L	1-6

## North Carolina Wesleyan

**(6-0, 6-0 Home)**

3/27/85	H	W	8-0
3/27/85	H	W	6-0
2/28/86	H	W	4-0
2/28/86	H	W	7-0
3/17/88	H	W	11-1
3/17/88	H	W	7-1

## North Dakota

**(1-0, 1-0 Neutral)**

3/3/13	N	W	6-0 !
--------	---	---	-------

! - Wilson/DeMarini Invitational (Tempe, Ariz.)

## North Dakota State

**(0-1, 0-1 Neutral)**

2/26/12	N	L	8-9 @
---------	---	---	-------

@ - Easton Bama Bash (Tuscaloosa, Ala.)

## North Florida

**(1-1, 1-1 Neutral)**

3/11/08	N	L	3-6 \$
3/12/08	N	W	5-3 \$

\$ - Bulldog Invitational (Athens, Ga.)

## Northern Colorado

**(1-0, 1-0 Neutral)**

3/6/11	N	W	11-3 \$
--------	---	---	---------

\$ - Wilson/DeMarini Invitational (Tempe, Ariz.)

## Northern Illinois

**(0-2, 0-1 Home, 0-1 Neutral)**

2/25/95	H	L	3-6 %
3/8/03	N	L	2-5 #

% - Pirate Invitational (Greenville, N.C.)

# - Cougar Invitational (Charleston, S.C.)

## Northern Iowa

**(1-0, 1-0 Neutral)**

3/5/11	N	W	4-1 #
--------	---	---	-------

# - Wilson/DeMarini Invitational (Tempe, Ariz.)

## Northwestern

**(0-2, 0-1 Home, 0-1 Neutral)**

2/26/95	H	L	1-4 #
3/3/12	N	L	2-4 \$

# - Pirate Invitational (Greenville, N.C.)

\$ - DeMarini Invitational (Fullerton, Calif.)

## Notre Dame

**(0-4, 0-2 Home, 0-2 Neutral)**

3/9/96	N	L	3-4 \$
2/14/09	N	L	1-2 #
2/23/13	H	L	1-9 +
2/24/13	H	L	0-6 +

\$ - Speedline/USF Tournament (Tampa, Fla.)

# - Bama Bash (Tuscaloosa, Ala.)

+ - Pirate Invitational (Greenville, N.C.)

## Oakland

**(2-0, 2-0 Home)**

2/6/15	H	W	7-3 #
2/8/15	H	W	9-1 #

# - Pirate Classic (Greenville, N.C.)

## Ohio

**(18-10-2, 14-10-2 Home, 4-0 Neutral)**

3/28/85	H	L	0-1
3/28/85	H	L	0-2
3/28/86	H	L	0-3
3/28/86	H	W	3-2
3/22/87	H	W	7-2
3/22/87	H	T	3-3
4/17/87	N	W	4-1 #
3/20/88	H	W	4-0
3/20/88	H	T	3-3
3/20/89	H	L	0-2
3/20/89	H	W	7-5
3/18/90	H	L	1-4
3/19/90	H	W	8-2
3/19/90	H	L	2-9
3/23/90	N	W	2-0 %
3/21/92	H	W	5-2
3/22/92	H	L	2-6
3/20/93	H	W	10-3 \$
3/26/97	H	W	4-2
3/26/97	H	W	2-1
2/20/99	N	W	9-1 !
2/26/99	H	W	5-4 ?
3/6/04	H	W	5-2 @
2/19/05	H	W	9-0 \$
2/20/05	H	W	12-0 \$
2/19/06	H	L	7-8 \$
2/9/07	N	W	3-2 ^
2/16/08	H	W	6-2 =
2/8/13	H	L	3-4 @
2/9/13	H	L	1-8 @

# - Carolina Pride (Chapel Hill, N.C.)

% - games played in Fairfax, Va.

\$ - Pirate Classic (Greenville, N.C.)

! - Triangle Classic (Raleigh, N.C.)

? - East Carolina Tournament (Greenville, N.C.)

@ - Pirate Classic (Greenville, N.C.)

^ - Carolina Classic (Chapel Hill, N.C.)

= - Pirate Invitational (Greenville, N.C.)

## Ohio State

### (1-1, 0-1 Away, 1-0 Neutral)

4/12/84	A	L	0-1
4/10/88	N	W	3-0

\$ - Virginia Invitational (Charlottesville, Va.)

## Oklahoma

### (0-4, 0-2 Away, 0-2 Neutral)

3/14/93	N	L	1-2	\$
3/12/94	N	L	1-11	\$
3/14/15	A	L	0-11	#
3/15/15	A	L	1-23	#

\$ - USF Softball Classic (Tampa, Fla.)

# - Oklahoma Classic (Norman, Okla.)

## Onodaga

### (2-0, 2-0 Home)

3/21/87	H	W	3-2
3/21/87	H	W	10-4

## Oregon State

### (0-2, 0-2 Neutral)

3/5/15	N	L	1-2 (8)	\$
3/7/15	N	L	5-8	\$

\$ - Hawai'i Spring Fling (Honolulu, Hawai'i)

## Pacific

### (0-1, 0-1 Neutral)

3/9/12	N	L	3-6	!
--------	---	---	-----	---

! - Diamond Devil Invitational (Tempe, Ariz.)

## Penn State

### (7-10, 3-3 Home, 0-1 Away, 4-6 Neutral)

3/7/84	N	W	6-1	!
3/7/84	N	W	4-3	!
3/8/84	N	L	3-10	!
4/14/84	A	L	0-10	
4/8/88	N	W	1-0	^
4/10/88	N	L	2-4	
3/12/93	N	L	3-4	@
2/25/94	H	W	2-1	#
2/23/95	H	L	0-5	
2/23/95	H	W	1-0	
3/9/96	N	L	3-6	%
3/11/97	N	W	4-3	=
3/11/97	N	L	0-6	
3/25/06	H	L	1-2	#
2/11/07	N	L	2-4	+
2/24/08	H	L	3-9	-
2/28/10	H	W	2-0	-

! - games played in Columbia, S.C.

^ - Virginia Invitational (Charlottesville, Va.)

@ - USF Softball Classic (Tampa, Fla.)

# - Pirate Invitational (Greenville, N.C.)

% - Speedline/USF Tournament (Tampa, Fla.)

= - games played in Tampa, Fla.

+ - Carolina Classic (Chapel Hill, N.C.)

- - Pirate Classic (Greenville, N.C.)

## Pennsylvania

### (1-0, 1-0 Neutral)

3/9/95	N	W	6-1	#
--------	---	---	-----	---

# - ECAC Round Robin

### Pittsburgh (2-0, 1-0 Home, 1-0 Neutral)

3/9/01	H	W	2-1	\$
2/11/06	N	W	8-2	%

\$ - Pirate Invitational (Greenville, N.C.)

% - Worth Invitational (Boca Raton, Fla.)

## Portland State

### (0-1, 0-1 Neutral)

3/8/13	N	L	0-9	\$
--------	---	---	-----	----

\$ - Malihini Kipa Aloha Tournament (Honolulu, Hawai'i)

## Princeton

### (2-1, 0-1 Home, 2-0 Neutral)

3/5/05	H	L	0-3	\$
3/21/08	N	W	8-0	#
3/22/08	N	W	5-1	#

\$ - Pirate Clash (Greenville, N.C.)

# - Stanford Invitational (Palo Alto, Calif.)

## Providence

### (2-1, 2-1 Neutral)

5/13/95	N	L	1-2	\$
3/18/00	N	W	7-0	#
3/17/01	N	W	1-0	#

\$ - ECAC Championship

# - Winthrop Invitational (Rock Hill, S.C.)

## Purdue

### (2-4, 1-3 Home, 1-1 Neutral)

3/6/94	H	L	4-7	#
3/7/94	H	W	6-3	
3/7/94	H	L	2-5	
2/18/01	N	L	0-3	!
2/11/06	N	W	3-1	@
2/23/08	H	L	2-3	\$

# - ECU Round Robin (Greenville, N.C.)

! - Triangle Classic (Raleigh, N.C.)

@ - Worth Invitational (Boca Raton, Fla.)

\$ - Pirate Classic (Greenville, N.C.)

## Radford

### (21-2, 11-0 Home, 2-2 Away, 8-0 Neutral)

2/27/94	H	W	8-0	\$
2/26/95	H	W	3-2 (8)	\$
3/31/95	N	W	9-1	@
3/3/96	H	W	6-2	#
4/4/96	A	L	0-2	*
4/4/96	A	W	6-3	*
2/27/97	H	W	1-0	*
2/27/97	H	W	6-0	*
3/1/97	H	W	3-1	%
4/3/98	A	L	0-2	*
4/3/98	A	W	3-2	*
4/17/99	H	W	9-3	*

4/17/99	H	W	3-0	*
5/8/99	N	W	7-0	>
3/2/01	N	W	10-3	&
4/13/01	N	W	4-1	?
4/14/01	N	W	9-0	?
2/14/03	N	W	8-2	-
2/18/05	H	W	10-3	%
2/20/05	H	W	3-2	%
4/9/05	N	W	3-0	^
4/10/95	N	W	1-0	^
2/29/08	H	W	5-1	+

\$ - Pirate Invitational (Greenville, N.C.)

@ - Sports Plus Collegiate Tournament (Richmond, Va.)

# - ECU Round Robin (Greenville, N.C.)

% - Pirate Classic (Greenville, N.C.)

> - Big South Tournament (Rock Hill, S.C.)

? - Millennium Classic (Virginia Beach, Va.)

? - Virginia Tech Invitational (Blacksburg, Va.)

-- Triangle Classic (Raleigh, N.C.)

^ - Longwood Invitational (Farmville, Va.)

+ - Pirate Clash (Greenville, N.C.)

## Rhode Island

### (5-0, 1-0 Home, 4-0 Neutral)

3/15/91	N	W	4-2	!
3/12/92	N	W	6-4	%
3/14/98	N	W	4-2	#
2/18/00	N	W	8-3	@
3/8/02	H	W	9-2	&

! - games played in Tallahassee, Fla.

% - South Florida Tournament (Tampa, Fla.)

# - Rebel Games (Orlando, Fla.)

@ - Triangle Classic (Raleigh, N.C.)

& - Pirate Invitational (Greenville, N.C.)

## Rider

### (4-0, 3-0 Home, 1-0 Neutral)

3/16/98	N	W	8-0	@
3/5/04	H	W	5-3	#
3/7/04	H	W	5-3	#
2/9/13	H	W	8-0	&

@ - Rebel Games (Orlando, Fla.)

# - Pirate Clash (Greenville, N.C.)

& - Pirate Classic (Greenville, N.C.)

## Robert Morris

### (2-4, 1-1 Home, 1-3 Neutral)

5/14/93	N	L	1-7	#
2/27/94	H	L	1-9	\$
2/25/95	H	W	7-3	\$
3/6/96	N	W	5-0	-
2/22/97	N	L	7-8	@
2/15/02	N	L	2-4	@

# - ECAC Championship

\$ - Pirate Invitational (Greenville, N.C.)

- - game played in Tampa, Fla.

@ - Triangle Classic (Raleigh, N.C.)

## Rutgers

### (8-1, 5-0, 3-1 Neutral)

3/16/94	H	W	7-6
---------	---	---	-----

3/16/94	H	W	7-5	
3/20/94	H	W	7-0	#
4/30/94	N	W	6-1	=
5/13/95	N	L	0-4	>
4/25/98	N	W	9-0	%
3/10/01	H	W	8-4	#
3/11/01	H	W	1-0	
3/18/05	N	W	16-8	&

# – Pirate Invitational (Greenville, N.C.)  
 = – Virginia Classic (Charlottesville, Va.)  
 > – ECAC Championships  
 % – Hokie Classic (Blacksburg, Va.)  
 & – Hoo’s Whoo Invitational (Charlottesville, Va.)

## Sacred Heart

(2-0, 2-0 Home)

3/16/06	H	W	6-0	
3/16/06	H	W	3-0	

## Sam Houston State

(0-1, 0-1 Neutral)

3/11/94	N	L	1-9	@
---------	---	---	-----	---

@ – USF Softball Classic (Tampa, Fla.)

## Samford

(5-0, 1-0 Home, 4-0 Neutral)

4/6/90	N	W	8-0	\$
3/28/93	N	W	5-2	#
3/26/94	N	W	6-3	@
3/5/95	H	W	4-1	%
3/25/00	N	W	5-1	&

\$ – Tar Heel Invitational (Chapel Hill, N.C.)

# – games played in Rock Hill, S.C.

@ – Winthrop Invitational (Rock Hill, S.C.)

% – ECU Round Robin (Greenville, N.C.)

& – Buzz Classic (Atlanta, Ga.)

## Seattle

(2-0, 2-0 Neutral)

3/6/10	N	W	9-0	@
3/7/10	N	W	2-0	@

@ – Bank of Hawai’i Invitational Tournament (Honolulu, Hawai’i)

## Seton Hall

(5-2, 4-1 Home, 1-1 Neutral)

3/16/86	H	W	8-2	
3/1/02	N	W	3-0	!
2/28/04	N	L	0-4	!
2/17/06	H	W	3-0	\$
2/16/14	H	W	11-6	\$
2/21/15	H	W	4-0	#
2/22/15	H	L	8-10	#

! – Dixie Classic (Virginia Beach, Va.)

\$ – Pirate Classic (Greenville, N.C.)

# – Pirate Invitational (Greenville, N.C.)

## Siena

(1-0, 1-0 Neutral)

3/28/97	N	W	4-1	\$
---------	---	---	-----	----

\$ – Sports Plus Tournament (Richmond, Va.)

## SIU Edwardsville

(2-0, 2-0 Neutral)

2/24/12	N	W	6-5	^
2/25/12	N	W	3-1	^

^ – Easton Bama Bash (Tuscaloosa, Ala.)

## South Alabama

(0-1 Overall, 0-1 Neutral)

2/21/14	N	L	1-6	&
---------	---	---	-----	---

& – Diamond 9 Citrus Classic (Orlando, Fla.)

## South Carolina

(3-20, 2-4 Home, 0-13 Away, 1-3 Neutral)

3/30/85	H	L	1-8	
3/30/85	H	W	7-3	
4/5/86	H	L	0-3	
4/5/86	H	L	1-2	
4/25/87	A	L	0-2	
4/26/87	A	L	1-3	
4/26/87	A	L	0-8	
4/23/88	A	L	0-3	
4/23/88	A	L	3-4	
4/8/89	A	L	1-5	
4/9/89	A	L	0-4	
4/11/92	N	L	1-7	\$
4/17/92	A	L	0-3	@
4/18/92	A	L	1-3	@
4/18/92	A	L	1-0	@
2/27/93	A	L	1-11	%
3/26/94	N	L	2-11	#
4/30/94	N	L	2-3	^
4/17/97	A	L	0-8	
4/17/97	A	L	0-5	
2/12/06	N	W	2-1	?
2/7/15	H	L	2-11	&
2/8/15	H	W	1-0	&

\$ – UNC Invitational (Chapel Hill, N.C.)

@ – USC Invitational (Columbia, S.C.)

% – Gamecock Invitational (Columbia, S.C.)

# – Winthrop Invitational (Rock Hill, S.C.)

^ – Virginia Classic (Charlottesville, Va.)

? – Florida Atlantic Worth Invitational (Boca Raton, Fla.)

& – Pirate Classic (Greenville, N.C.)

## South Carolina State

(1-0, 1-0 Neutral)

3/19/99	N	W	8-0	%
---------	---	---	-----	---

% – Ringor Invitational (Rock Hill, S.C.)

## Southeast Missouri State

(1-0, 1-0 Neutral)

4/15/94	N	W	3-0	^
---------	---	---	-----	---

^ – Frost Cutlery Tournament (Chattanooga, Tenn.)

## Southern Miss

(23-18, 13-7 Home, 8-9 Road, 2-2 Neutral)

3/23/85	N	L	3-4	\$
4/13/02	H	L	2-3	**
4/13/02	H	L	0-5	**
4/14/02	H	L	1-3	**
4/26/03	A	L	0-5	**
4/26/03	A	L	0-4	**
4/26/03	A	L	3-4	**
5/1/04	H	L	1-2	**
5/1/04	H	L	2-11	**
5/2/04	H	L	3-8	**
5/14/04	N	W	6-0	>
5/7/05	A	W	2-0	**
5/7/05	A	L	3-8	**
5/8/05	A	L	4-12	**
5/12/05	N	L	1-4	%
4/29/06	H	W	4-3	**
4/29/06	H	W	3-2	**
4/30/06	H	W	4-3	**
5/5/07	A	W	11-1	**
5/5/07	A	W	5-0	**
5/6/07	A	W	8-4	**
3/15/08	H	W	3-2	**
3/15/08	H	W	11-6	**
3/16/08	H	L	6-7	**
3/14/09	A	W	2-1	**
3/14/09	A	L	3-6	**
3/15/09	A	L	1-3	**
5/1/10	H	W	4-0	**
5/1/10	H	W	1-0	**
5/2/10	H	W	5-0	**
5/13/10	N	W	8-0	**
4/2/11	A	W	6-0	**
4/2/11	A	W	5-1	**
4/3/11	A	W	8-1	**
4/21/12	H	W	2-1	**
4/21/12	H	W	3-1	**
4/27/13	A	L	0-1	**
4/27/13	A	L	2-4	**
4/5/14	H	W	8-0	**
4/5/14	H	W	5-1	**
4/6/14	H	W	12-1	**

\$ – Florida State Invitational (Tallahassee, Fla.)

> – Conference USA Tournament (Louisville, Ky.)

\*\* – Conference USA Tournament (Tampa, Fla.)

## Southern Utah

(1-0 Overall, 1-0 Neutral)

2/8/14	N	W	6-3	\$
--------	---	---	-----	----

\$ – Red Desert Classic (St. George, Utah)

## Southwestern Louisiana

(0-2, 0-2 Neutral)

4/22/89	N	L	3-6	\$
4/16/94	N	L	0-8	\$

\$ – Frost Cutlery Tournament (Chattanooga, Tenn.)

## Stetson

### (2-0, 2-0 Neutral)

3/21/86	N	W	4-0	%
3/26/94	N	W	5-1	\$

% – games played in Tallahassee, Fla.  
\$ – Winthrop Invitational (Rock Hill, S.C.)

## St. Francis (N.Y.)

### (2-0, 2-0 Neutral)

3/20/04	N	W	21-0	@
3/21/04	N	W	9-0	@

@ – Patriot Classic (Fairfax, Va.)

## St. Francis (Pa.)

### (1-1, 1-1 Neutral)

2/24/96	N	W	3-4 (8)	!
3/4/03	N	W	10-8	@

! – Triangle Classic (Raleigh, N.C.)  
@ – games played in Conway, S.C.

## St. John's

### (7-4, 5-3 Home, 2-0 Neutral)

2/16/01	N	W	4-1	#
2/23/01	H	W	2-0	@
2/23/02	H	L	3-5	@
2/21/03	H	W	3-0	@
2/18/07	N	W	11-0	!
2/24/07	H	L	3-4	@
2/24/07	H	W	9-0	@
2/18/11	H	L	5-6	@
2/20/11	H	W	8-0	@
2/15/13	H	L	5-9	&
2/16/13	H	W	1-0	&

# – Triangle Classic (Raleigh, N.C.)  
@ – Pirate Classic (Greenville, N.C.)  
& – Pirate Clash (Greenville, N.C.)  
! – FAU Dunkin Donuts Classic (Boca Raton, Fla.)

## St. Joseph's

### (1-0, 1-0 Neutral)

3/10/95	N	W	8-2	#
---------	---	---	-----	---

# – ECAC Round Robin

## St. Louis

### (11-1, 5-1 Home, 6-0 Away)

3/30/02	A	W	4-1	**
3/30/02	A	W	5-1	**
3/31/02	A	W	3-1	**
5/3/03	H	W	2-1	**
5/3/03	H	W	2-1	**
5/4/03	H	W	3-2	**
4/24/04	A	W	1-0	**
4/25/04	A	W	14-5	**
4/25/04	A	W	5-2	**
3/8/05	H	W	7-0	**
3/9/05	H	L	2-4	**
3/9/05	H	W	7-5	**

## St. Peter's

### (3-0, 1-0 Home, 2-0 Neutral)

3/15/96	H	W	1-0
3/19/99	N	W	10-1
3/13/00	N	W	4-1

% – Ringor Invitational (Rock Hill, S.C.)  
\$ – Coastal Carolina Classic (Conway, S.C.)

## Stanford

### (0-2, 0-1 Away, 0-1 Neutral)

3/23/08	A	L	0-9	+
3/4/12	N	L	1-3	\$

+ Stanford Invitational II (Palo Alto, Calif.)  
\$ – DeMarini Invitational (Tempe, Ariz.)

## Stony Brook

### (3-0, 1-0 Home, 2-0 Neutral)

5/12/01	N	W	1-0	-
3/6/04	H	W	7-4	#
2/25/05	N	W	6-5	!

- – ECAC Championship (Hanover, N.H.)  
# – Pirate Clash (Greenville, N.C.)  
! – Seahawk Classic (Wilmington, N.C.)

## Syracuse

### (1-1, 1-0 Home, 0-1 Neutral)

2/23/08	H	W	4-3	#
3/12/13	N	L	0-3	!

# – Pirate Clash (Greenville, N.C.)  
! – Malihini Kipa Aloha Tournament (Honolulu, Hawaii')

## Temple

### (7-4, 1-0 Home, 6-4 Neutral)

4/6/84	N	W	2-1	\$
4/8/84	N	W	3-1	\$
3/9/87	N	W	5-1	#
3/9/87	N	L	2-5	&
3/7/88	N	W	3-0	&
3/7/88	N	W	7-3	&
3/7/89	N	L	0-1	&
3/7/89	N	W	4-0	&
2/25/96	N	L	2-8	!
2/20/99	N	L	7-8	!
2/24/01	H	W	10-1	@

\$ – George Mason Invitational (Fairfax, Va.)  
& – games played in Tallahassee, Fla.  
! – Triangle Classic (Raleigh, N.C.)  
@ – Pirate Classic (Greenville, N.C.)

## Tennessee

### (1-1, 1-1 Away)

3/10/00	A	L	0-7	\$
3/12/00	A	W	3-2	\$

\$ – Lady Vol Invitational (Knoxville, Tenn.)

## UT Martin

### (1-0, 1-0 Neutral)

3/17/00	N	W	8-1	%
---------	---	---	-----	---

% – Winthrop Invitational (Rock Hill, S.C.)

## Tennessee Tech

### (8-1 Overall, 3-0 Home, 5-1 Neutral)

3/7/87	N	W	4-3	#
3/5/88	N	W	10-1	\$
3/4/89	N	W	9-3	#
3/3/90	N	W	10-6	#
4/17/94	N	L	2-6	\$
2/12/05	N	W	4-0	!
3/1/14	H	W	7-1	
3/1/14	H	W	4-3	
3/2/14	H	W	4-0	

# – games played in Atlanta, Ga.  
\$ – Frost Cutlery Tournament (Chattanooga, Tenn.)  
! – GSU First Pitch (Atlanta, Ga.)

## Texas

### (2-0, 1-0 Away, 1-0 Neutral)

3/10/97	N	W	5-4	@
5/21/10	A	W	1-0	!

@ – games played in Tampa, Fla.  
! – NCAA Regional (Austin, Texas)

## UT Arlington

### (1-0, 1-0 Neutral)

3/17/99	N	W	6-1	#
---------	---	---	-----	---

# – Lady Vol Invitational (Knoxville, Tenn.)

## Texas A&M

### (0-1, 0-1 Neutral)

4/18/93	N	L	1-5	\$
---------	---	---	-----	----

\$ – Frost Cutlery Tournament (Chattanooga, Tenn.)

## Toledo

### (5-1, 2-0 Home, 3-1 Neutral)

3/26/95	N	L	3-6	%
3/8/03	N	W	4-2	#
3/19/05	N	W	4-2	@
3/20/05	N	W	10-5	@
3/10/09	H	W	9-1	!
3/11/09	H	W	9-0	!

% – Winthrop Invitational (Rock Hill, N.C.)  
# – Cougar Invitational (Charleston, S.C.)  
@ – Hoo's Whoo Invitational (Charlottesville, Va.)  
! – Pirate Clash (Greenville, N.C.)

## Towson

### (14-1, 12-1 Home, 2-0 Neutral)

4/6/84	N	W	8-3	#
3/22/92	H	W	6-1	
3/2/96	H	W	7-0	\$
2/27/98	H	W	8-0	!
3/3/00	H	W	3-1	@

3/4/00	N	W	11-3	@
2/24/01	H	W	4-2	!
2/18/05	H	W	2-1	!
2/18/06	H	W	5-0	!
2/23/07	H	L	0-1	!
3/2/08	H	W	8-3	%
2/27/09	H	W	9-2	!
2/27/10	H	W	2-0	!
2/25/11	H	W	6-5	%
2/10/13	H	W	10-2	!

# – George Mason Invitational (Fairfax, Va.)  
 \$ – ECU Round Robin (Greenville, N.C.)  
 ! – Pirate Classic (Greenville, N.C.)  
 @ – Dixie Millennium Classic (Virginia Beach, Va.)  
 % – Pirate Clash (Greenville, N.C.)

## Tulsa

**(11-18, 8-8 Home, 3-10 Away)**

4/8/06	A	W	3-2	**
4/8/06	A	L	0-4	**
4/8/06	A	L	6-7	**
5/11/06	A	L	3-4	>
3/31/07	H	L	1-3	**
3/31/07	H	W	3-0	**
4/1/07	H	W	3-2	**
3/29/08	A	L	2-5	**
3/29/08	A	L	4-8	**
3/30/08	A	W	5-3	**
4/4/09	H	W	3-1	**
4/4/09	H	W	2-1	**
4/5/09	H	L	1-2	**
3/26/11	H	W	1-0	**
3/26/11	H	L	3-5	**
3/27/11	H	W	11-1	**
5/14/11	H	W	4-1	<
3/17/12	A	L	2-5	**
3/17/12	A	L	4-13	**
3/18/12	A	L	6-7	**
4/6/13	H	L	0-8	**
4/6/13	H	L	1-3	**
4/7/13	H	W	6-4	**
4/12/14	A	L	9-11	**
4/12/14	A	W	10-2	**
4/13/14	A	L	3-8	**
4/11/15	H	L	0-5	**
4/11/15	H	L	1-4	**
4/12/15	H	L	0-8	**

> – Conference USA Tournament (Tulsa, Okla.)  
 < – Conference USA Tournament (Greenville, N.C.)

## UAB

**22-21 (10-11 Home, 9-9 Away, 3-1 Neutral)**

3/26/02	H	L	0-1	**
3/26/02	H	W	3-1	**
3/27/02	H	L	1-3	**
5/9/02	N	L	1-2	&
4/5/03	A	L	0-5	**
4/5/03	A	L	0-2	**
4/6/03	A	L	2-5	**

3/13/04	N	W	4-0	%
3/14/04	N	W	4-3	%
3/16/04	H	W	4-3	**
3/16/04	H	W	6-3	**
3/17/04	H	W	2-1	**
3/15/05	A	L	1-3	**
3/15/05	A	W	8-3	**
3/16/05	A	W	8-3	**
3/18/06	H	L	1-3	**
3/19/06	H	L	1-3	**
3/19/06	H	L	2-8	**
5/11/06	N	W	8-0	!
4/6/07	A	L	0-2	**
4/6/07	A	L	2-5	**
4/6/07	A	W	3-2	**
5/3/08	H	W	3-1	**
5/3/08	H	L	0-2	**
5/3/08	H	W	3-2	**
3/21/09	A	W	3-1	**
3/21/09	A	W	3-1	**
3/22/09	A	W	2-1	**
4/10/10	H	L	0-2	**
4/10/10	H	L	0-5	**
4/11/10	H	W	2-0	**
4/16/11	A	W	3-2	**
4/16/11	A	L	0-2	**
4/17/11	A	W	6-2	**
4/6/12	H	L	0-1	**
4/6/12	H	L	3-5	**
4/7/12	H	W	4-2	**
3/16/13	A	W	4-2	**
3/16/13	A	L	4-7	**
3/17/13	A	L	1-2	**
3/8/14	H	W	2-1	**
3/8/14	H	L	4-5	**
3/9/14	H	W	7-1	**

& – Conference USA Tournament (Tampa, Fla.)  
 % – Cougar Invitational (Charleston, S.C.)  
 ! – Conference USA Tournament (Tulsa, Okla.)

## UConn

**(2-1, 2-1 Home)**

4/25/15	H	L	1-3	**
4/25/15	H	W	15-3	**
4/26/15	H	W	12-0	**

## UC Davis

**(1-0, 1-0 Neutral)**

3/13/10	N	W	3-0	&
---------	---	---	-----	---

& – Cal Round Robin (Berkeley, Calif.)

## UCF

**(17-13, 7-8 Home, 9-5 Away, 1-0 Neutral)**

5/6/06	A	W	2-1	**
5/6/06	A	W	8-6	**
5/7/06	A	W	2-1	**
3/10/07	H	W	3-0	**
3/10/07	H	W	1-0	**

3/11/07	H	W	3-1	**
5/11/07	A	L	1-3	>
5/12/07	A	W	1-0	>
3/8/08	A	W	6-2	**
3/8/08	A	W	2-1	**
3/9/08	A	L	6-10	**
3/28/09	H	W	3-0	**
3/28/09	H	W	3-0	**
3/29/09	H	W	5-0	**
4/2/10	A	W	2-0	**
4/2/10	A	W	2-0	**
4/3/10	A	W	6-0	**
5/15/10	N	W	3-1	&
4/9/11	H	L	0-1	**
4/9/11	H	L	2-3	**
4/10/11	H	W	1-0	**
3/31/12	A	L	2-8	**
3/31/12	A	L	0-2	**
3/31/12	A	L	3-4	**
5/4/13	H	L	1-3	**
5/4/13	H	L	0-3	**
5/5/13	H	L	1-6	**
3/21/15	H	L	0-2	**
3/21/15	H	L	0-8	**
3/22/15	H	L	0-3	**

> – Conference USA Tournament (Orlando, Fla.)  
 & – Conference USA Tournament (Houston, Texas)

## UC Riverside

**(1-0, 1-0 Neutral)**

2/22/09	N	W	3-0	&
---------	---	---	-----	---

& – Seminole Classic (Tallahassee, Fla.)

## UMBC

**(19-8, 5-3 Home, 4-2 Away, 10-3 Neutral)**

3/28/92	N	W	13-1	&
2/26/94	H	W	11-1	\$
2/25/95	H	L	7-9	\$
4/14/96	A	L	0-3	*
4/14/96	A	W	12-9 (8)	*
4/20/96	N	W	9-1	^
3/1/97	H	W	4-2	%
3/25/97	H	L	4-5	*
3/25/97	H	W	7-3	*
3/28/97	N	L	4-5	#
3/29/97	N	L	4-8	#
2/28/98	H	L	2-4	%
4/18/98	A	L	0-3	*
4/18/98	A	W	1-0	*
3/4/00	N	W	9-7	@
4/30/00	A	W	9-5	
4/30/00	A	W	10-3	
3/2/01	N	L	1-3	@
3/3/01	N	W	8-0	@
4/28/01	N	W	4-2	
4/28/01	N	W	6-4	
2/22/02	H	W	2-0	%
2/24/02	H	W	9-2	

2/27/04	N	W	8-1	@
3/19/04	N	W	14-2	^
2/26/05	N	W	7-4	!
5/7/11	N	W	4-0	=
& – games played in Buies Creek, N.C.				
\$ – Pirate Invitational (Greenville, N.C.)				
^ – Big South Tournament (Greensboro, N.C.)				
% – Pirate Classic (Greenville, N.C.)				
# – Sports Plus Tournament (Richmond, Va.)				
@ – Dixie Millennium (Virginia Beach, Va.)				
* – Patriot Classic (Fairfax, Va.)				
! – Seahawk Invitational (Wilmington, N.C.)				
= – game played in Farmville, Va.				

## UNC Asheville

### (1-0, 1-0 Neutral)

4/13/91	N	W	12-2	&
& – Tar Heel Invitational (Chapel Hill, N.C.)				

## UNC Greensboro

### (26-12, 14-3 Home, 9-7 Road, 3-2 Neutral)

3/9/91	H	W	12-1	
3/9/91	H	W	3-0	
3/8/92	H	W	8-2	
3/30/93	A	W	5-0	
3/30/93	A	L	5-7	
3/5/94	H	W	6-2	#
3/31/96	A	L	3-4 (10)	*
3/31/96	A	L	2-3	*
4/21/96	A	W	19-3	
4/21/96	A	L	1-4	
2/23/97	N	W	12-3	^
4/5/97	H	W	6-0	*
4/5/97	H	W	2-1	*
4/26/97	N	W	5-1	!
5/3/97	N	L	0-6	@
5/4/97	N	L	0-3	@
3/11/98	H	L	1-3	
3/11/98	H	W	4-3	
4/15/99	A	W	8-0	
4/15/99	A	W	2-1	
2/27/00	H	W	5-4 (11)	&
3/5/00	N	W	2-1 (8)	%
4/18/00	H	L	0-5	
4/18/00	H	W	11-0	
3/28/01	A	W	4-3	
3/28/01	A	L	2-5	
4/24/02	H	W	2-0	
4/24/02	H	L	4-5	
3/19/03	A	L	6-8	
3/19/03	A	L	4-5	
3/22/07	H	W	2-1	
3/22/07	H	W	3-0	
4/16/08	A	W	7-1	
4/16/08	A	W	2-1	
4/22/09	H	W	4-3	
4/22/09	H	W	9-0	
3/30/10	A	W	4-1	

3/30/10	A	W	6-3	
# – ECU Round Robin (Greenville, N.C.)				
^ – Triangle Classic (Raleigh, N.C.)				
! – Virginia Invitational (Charlottesville, N.C.)				
@ – Big South Tournament (Rock Hill, S.C.)				
& – Pirate Classic (Greenville, N.C.)				
% – Dixie Millennium Classic (Virginia Beach, Va.)				

## UNCW

### (79-17, 35-7 Home, 38-9 Away, 6-1 Neutral)

3/19/85	A	W	3-1	
3/19/85	A	W	6-1	
3/7/86	A	W	6-4	
3/7/86	A	W	6-0	
4/2/86	H	W	7-0	
4/2/86	H	W	7-1	
4/11/86	N	W	5-0	^
4/6/87	H	W	6-5	
4/6/87	H	W	5-2	
4/29/87	A	W	6-2	
4/29/87	A	W	12-0	
3/15/88	A	W	9-6	
4/6/88	H	W	2-0	
4/6/88	H	L	2-3	
4/16/88	H	W	9-0	\$
3/18/89	H	W	9-2	
3/28/89	A	W	6-2	
3/28/89	A	L	2-5	
4/19/89	H	L	2-5	
4/19/89	H	L	8-13	
3/11/90	A	W	6-1	
3/11/90	A	W	5-2	
4/10/90	H	W	5-4	
4/10/90	H	L	2-3	
3/23/91	H	L	0-2	
4/23/91	A	W	4-0	
4/23/91	A	W	4-2	
4/7/92	A	W	11-0	
4/7/92	A	W	12-1	
4/23/92	H	W	5-1	
4/23/92	H	W	9-0	
4/16/93	N	W	7-2	%
4/22/93	A	W	8-4	
4/22/93	A	W	4-2	
3/5/94	H	W	7-0	#
3/25/94	N	W	4-0	!
4/8/94	N	W	4-0	@
4/21/94	A	L	2-4	
4/21/94	A	L	6-7	
3/5/95	H	W	8-0	#
3/25/95	H	W	9-0	=
4/22/95	A	W	8-0	
4/22/95	A	W	11-2	
4/9/96	H	W	4-0	*
4/9/96	H	W	10-1	*
3/1/97	H	W	5-2	?
3/2/97	H	W	3-0	?
4/13/97	A	L	3-11	*
4/13/97	A	W	9-2	*

4/15/98	H	W	3-0	*
4/15/98	H	W	6-2	*
4/7/99	A	W	5-2	*
4/7/99	A	L	1-4	*
3/3/00	N	W	13-1	“
4/13/00	A	W	7-2	
4/13/00	A	W	13-3	
4/27/00	H	W	2-0	
4/27/00	H	W	10-1	
4/17/01	H	W	9-1	
4/19/01	A	L	0-2	
4/19/01	A	W	12-7	
3/20/02	A	W	2-0	
3/20/02	A	W	8-3	
4/10/02	H	W	8-0	
4/10/02	H	W	5-1	
2/26/03	A	W	13-2	
2/26/03	A	W	4-0	
4/29/03	H	W	4-0	
4/29/03	H	L	1-3	
3/23/04	H	W	4-0	
3/23/04	H	W	8-7	
4/7/04	A	W	9-2	
4/7/04	A	W	7-0	
2/27/05	A	W	4-3	>
3/23/05	A	W	2-1	
3/23/05	A	W	13-0	
4/9/05	N	L	2-11	+
4/10/05	N	W	3-2	+
4/5/06	H	W	5-1	
4/5/06	H	W	4-3	
4/17/07	A	W	9-1	
4/17/07	A	W	15-2	
4/9/08	H	W	10-1	
4/9/08	H	W	5-3	
3/25/09	A	W	6-1	
3/25/09	A	W	4-0	
4/20/10	H	W	3-0	
4/20/10	H	W	7-1	
2/16/11	H	W	8-0	
4/6/11	A	L	1-2	
3/28/12	A	W	10-2	
3/28/12	A	W	7-1	
4/3/13	H	W	3-2	
4/3/13	H	L	3-5	
3/25/15	A	L	0-2	
3/25/15	A	L	1-5	
* – George Mason Invitational (Fairfax, Va.)				
\$ – Pirate Invitational (Greenville, N.C.)				
% – Frost Cutlery Tournament (Chattanooga, Tenn.)				
# – ECU Round Robin (Greenville, N.C.)				
! – Winthrop Invitational (Rock Hill, S.C.)				
@ – Tar Heel Invitational (Chapel Hill, N.C.)				
= – Winthrop Tournament (Rock Hill, S.C.)				
? – Pirate Classic (Greenville, N.C.)				
“ – Dixie Millennium Classic (Virginia Beach, Va.)				
> – Seahawk Classic (Wilmington, N.C.)				
+ – Longwood Invitational (Farmville, Va.)				

## Univ. of Charleston (WV)

(1-0, 1-0 Away)

4/12/84	A	W	3-0
---------	---	---	-----

## USC Upstate

(2-0, 2-0 Neutral)

4/9/88	N	W	12-2	^
3/31/89	N	W	4-3	^

^ - Virginia Invitational (Charlottesville, Va.)

## USF

(9-14, 2-3 Home, 5-7 Away, 2-4 Neutral)

3/23/85	N	L	0-1	
4/23/89	N	L	2-4	%
4/18/93	N	W	6-0	%
3/6/96	A	L	2-3	
3/23/96	N	W	6-2	=
5/5/02	H	W	4-0	**
5/5/02	H	L	3-4	**
3/1/03	A	L	2-3	**
3/1/03	A	L	0-1	**
3/2/03	A	L	2-10	**
4/9/04	H	L	3-6	
4/9/04	H	W	2-1	
4/10/04	H	L	3-11	
5/13/04	N	L	1-7	\$
4/2/05	A	W	2-1	**
4/2/05	A	L	3-4	**
4/3/05	A	W	2-1	**
5/13/05	A	L	0-1	>
2/13/10	A	W	5-1	&
4/18/15	A	L	2-3	**
4/18/15	A	W	10-1	**
4/19/15	A	W	7-3	**
5/7/15	N	L	0-5	+

% - Frost Cutlery Tournament (Chattanooga, Tenn.)

= - game played in Buies Creek, N.C.

\$ - Conference USA Tournament (Louisville, Ky.)

> - Conference USA Tournament (Tampa, Fla.)

& - USF Wilson/DeMarini Tournament (Tampa, Fla.)

+- AAC Tournament (Orlando, Fla.)

## Utah

(1-0 Overall, 1-0 Neutral)

3/6/15	N	W	4-0	\$
--------	---	---	-----	----

\$ - Hawai'i Spring Fling (Honolulu, Hawai'i)

## Utah State

(0-1 Overall, 0-1 Neutral)

2/8/14	N	L	3-12	\$
--------	---	---	------	----

\$ - Red Desert Classic (St. George, Utah)

## UTEP

(23-5, 12-3 Home, 11-2 Away)

4/14/06	H	W	5-0	**
4/14/06	H	W	2-1	**
4/15/06	H	W	5-2	**

4/21/07	A	W	5-0	**
4/21/07	A	L	5-8	**
4/22/07	A	W	16-2	**
4/19/08	H	W	2-1	**
4/19/08	H	L	1-3	**
4/20/08	H	L	2-4	**
4/10/09	A	W	2-0	**
4/10/09	A	W	7-1	**
4/11/09	A	W	8-0	**
5/7/09	A	L	3-4	>
4/17/10	H	W	1-0	**
4/17/10	H	W	4-1	**
4/18/10	H	W	1-0	**
4/22/11	A	W	1-0	**
4/22/11	A	W	6-0	**
4/22/11	A	W	6-2	**
3/24/12	H	W	12-4	**
3/24/12	H	W	11-10	**
3/25/12	H	W	5-1	**
3/29/13	A	W	9-4	**
3/29/13	A	W	9-0	**
3/30/13	A	W	8-0	**
5/3/14	H	W	6-3	**
5/3/14	H	W	2-1	**
5/4/14	H	L	1-4	**

> - Conference USA Tournament (El Paso, Texas)

## Valparaiso

(1-0, 1-0 Neutral)

3/11/12	N	W	5-3	%
---------	---	---	-----	---

% - Diamond Devil Invitational (Tempe, Ariz.)

## Vermont

(4-1, 3-0 Home, 1-1 Neutral)

3/18/85	H	W	3-1	
3/18/85	H	W	8-1	
3/16/98	N	W	4-0	%
3/13/99	N	L	2-3	^
3/2/07	H	W	8-0	\$

% - Rebel Games (Orlando, Fla.)

^ - Lady Vol Invitational (Knoxville, Tenn.)

\$ - Pirate Clash (Greenville, N.C.)

## Virginia

(23-35, 14-7 Home, 4-21 Away, 5-7 Neutral)

4/14/84	A	W	4-2	
4/17/84	A	L	0-2	
4/17/84	A	L	2-3	
4/21/84	H	W	4-2	
4/5/85	H	W	2-1	
4/5/85	H	L	8-10	
4/20/85	H	W	7-2	
4/20/85	H	L	9-12	
4/24/85	A	L	3-5	
4/24/85	A	L	2-3	
4/15/86	H	W	1-0	
4/15/86	H	L	0-2	
4/22/86	A	W	3-1	

4/22/86	A	L	1-2	
4/23/87	H	W	4-3	
4/23/87	H	W	7-6	
4/8/88	A	L	0-2	%
4/25/88	H	W	5-3	
4/25/88	H	L	0-2	
3/19/89	H	W	2-0	
4/2/89	A	L	0-2	
4/26/89	A	L	4-5	
4/20/90	N	W	4-1	\$
4/27/91	A	L	0-3	
4/27/91	A	L	0-1	
3/7/92	H	W	6-3	
3/7/93	A	L	3-7	
3/7/93	A	L	2-4	
4/11/93	N	W	4-2	@
3/12/94	N	W	5-3	&
4/9/94	N	L	1-8	@
4/30/94	A	L	5-6	=
4/26/97	A	W	3-2	%
4/26/97	A	L	5-8	%
3/7/98	A	L	1-6	
3/7/98	A	W	5-4	
3/7/98	A	L	3-7	
3/27/98	N	L	2-9	?
3/28/98	N	L	0-9	?
4/26/00	A	L	5-6	
4/26/00	A	L	2-3	
3/12/01	N	L	6-14	-
3/14/01	N	W	4-0	-
3/18/01	N	L	5-10	^
4/1/01	H	L	1-2	**
4/12/01	H	W	6-5	**
2/17/02	N	L	0-1	=
3/29/03	N	L	2-5	<
4/2/03	A	L	1-6	
4/2/03	A	L	5-6	
2/13/04	N	W	6-2	!
3/18/05	A	L	2-3	+
3/6/07	H	W	4-3	
3/6/07	H	W	7-1	
2/7/09	H	W	9-1	(
2/8/09	H	L	1-12	
2/18/11	H	W	3-0	/
2/10/12	H	L	1-3	/

% - Virginia Invitational (Charlottesville, Va.)

\$ - Frost Cutlery Tournament (Chattanooga, Tenn.)

@ - Tar Heel Invitational (Chapel Hill, N.C.)

& - USF Softball Classic (Tampa, Fla.)

= - Virginia Classic (Charlottesville, Va.)

? - Sports Plus Classic (Richmond, Va.)

-- Coastal Classic (Conway, S.C.)

^ - Buzz Classic (Atlanta, Ga.)

! - Triangle Classic (Raleigh, N.C.)

< - UNC Classic (Chapel Hill, N.C.)

+- Hoo's Whoo Invitational (Charlottesville, Va.)

( - ECU Invitational (Greenville, N.C.)

/ - Pirate Classic (Greenville, N.C.)

## VCU

**(13-1-1, 8-0 Home, 4-1-1 Away, 1-0 Neutral)**

4/7/84	N	W	6-3	#
4/19/84	H	W	7-0	
4/19/84	H	W	10-0	
3/4/85	A	L	1-2	
3/4/85	A	T	2-2	
3/26/85	H	W	2-0	
3/26/85	H	W	3-1	
3/12/86	A	W	8-0	
3/12/86	A	W	6-1	
3/18/86	H	W	6-1	
3/18/86	H	W	5-1	
3/25/87	H	W	3-2	
3/25/87	H	W	7-6	
4/14/87	A	W	9-3	
4/14/87	A	W	6-3	

# – George Mason Invitational (Fairfax, Va.)

## Virginia Tech

**(5-9, 2-3 Home, 2-6 Away, 1-0 Neutral)**

4/25/98	A	L	3-4	@
4/26/98	A	L	3-4	@
2/28/99	H	W	4-2	#
3/31/00	A	L	1-4	
4/2/00	A	L	0-3	%
4/13/01	A	W	2-0	^
4/14/01	A	L	6-7	^
2/16/02	N	W	3-2	&
4/29/08	A	L	0-11	
4/29/08	A	W	4-1	
5/2/09	H	L	0-6	
5/2/09	H	W	4-0	
2/21/15	H	L	1-6	!
2/22/15	H	L	3-4	!

@ – Hokie Classic (Blacksburg, Va.)

# – East Carolina Tournament (Greenville, N.C.)

% – Virginia Tech Classic (Blacksburg, Va.)

^ – Virginia Tech Invitational (Blacksburg, Va.)

& – Triangle Classic (Raleigh, N.C.)

! – Pirate Invitational (Greenville, N.C.)

## Washington

**(0-1, 0-1 Neutral)**

3/5/10	N	L	0-6	%
--------	---	---	-----	---

% – Bank of Hawai'i Invitational (Honolulu, Hawai'i)

## Wayne State

**(1-1, 1-1 Home)**

3/9/85	H	L	2-3	
3/9/85	H	W	7-0	

## Western Illinois

**(0-4, 0-2 Home, 0-2 Neutral)**

3/21/86	N	L	3-5	&
3/15/91	N	L	2-9	&
3/8/02	H	L	1-2	#
3/10/02	H	L	3-4	#

% – game played in Tallahassee, Fla.

# – Pirate Invitational (Greenville, N.C.)

## Wichita State

**(0-1, 0-1 Neutral)**

3/20/99	N	L	0-3	!
---------	---	---	-----	---

! – Ringor Invitational (Rock Hill, S.C.)

## Winthrop

**(15-1, 5-0 Home, 7-1 Away, 3-0 Neutral)**

4/13/84	A	L	0-2	
3/16/91	N	W	4-2	!
3/12/93	N	W	6-5	#
4/10/93	N	W	6-1	\$
4/16/93	H	W	2-1	
3/30/96	H	W	16-1	*
3/30/96	H	W	2-0	*
3/15/97	A	W	7-4	*
3/15/97	A	W	4-2	*
4/11/98	H	W	2-0	*
4/11/98	H	W	3-2	*
4/11/99	A	W	5-0	*
4/11/99	A	W	4-0	*
5/8/99	A	W	4-1	>
3/18/00	A	W	8-0	&
3/13/05	A	W	2-0	&

! – games played in Tallahassee, Fla.

# – USF Softball Classic (Tampa, Fla.)

\$ – Tar Heel Invitational (Chapel Hill, N.C.)

> – Big South Tournament (Rock Hill, S.C.)

& – Winthrop Invitational (Rock Hill, S.C.)

## Wisconsin

**(2-2, 1-0 Home, 1-2 Neutral)**

3/2/96	H	W	2-1	#
3/22/08	N	L	3-7	\$
2/13/09	N	W	2-1	&
2/14/09	N	L	1-3	&

# – ECU Round Robin (Greenville, N.C.)

\$ – Stanford Invitational II (Palo Alto, Calif.)

& – Bama Bash (Tuscaloosa, Ala.)

## Wisconsin Green Bay

**(1-0, 1-0 Neutral)**

3/17/99	N	W	7-3	\$
---------	---	---	-----	----

\$ – Lady Vol Invitational (Knoxville, Tenn.)

## Wright State

**(5-0, 2-0 Home, 3-0 Neutral)**

3/27/92	N	W	6-0	^
3/25/94	N	W	7-1	%
2/18/01	N	W	3-2	#
3/10/01	H	W	4-3	\$
3/11/01	H	W	3-2	\$

^ – game in Buies Creek, N.C.

% – Winthrop Invitational (Rock Hill, S.C.)

# – Triangle Classic (Raleigh, N.C.)

\$ – Pirate Invitational (Greenville, N.C.)

## Yale

**(1-1, 1-1 Neutral)**

5/15/93	N	L	0-1	^
3/17/98	N	W	7-5	%

^ – ECAC Championship

% – Rebel Games (Orlando, Fla.)

## Youngstown State

**(1-0, 1-0 Neutral)**

2/20/98	N	W	8-4	!
---------	---	---	-----	---

! – Triangle Classic (Raleigh, N.C.)

# Year-By-Year Results

## 1984

### Record: 25-15

3/7	! Penn State	W, 6-1
3/7	! Penn State	W, 4-3
3/8	! Penn State	L, 10-3
3/8	! Ithaca College	L, 4-2
3/9	at Francis Marion	W, 3-2
3/9	at Francis Marion	L, 2-1
3/12	George Mason	W, 6-4
3/12	George Mason	L, 2-1
3/17	Averett	W, 8-0
3/17	Averett	W, 2-0
3/18	Newberry	W, 10-1
3/18	Newberry	W, 5-2
3/20	North Carolina	L, 6-0
3/20	North Carolina	W, 2-1
3/30	Francis Marion	W, 2-1
3/30	Francis Marion	L, 2-0
4/1	Florida State	L, 2-0
4/1	Florida State	L, 3-0
4/3	at North Carolina	L, 5-3
4/3	at North Carolina	L, 4-0
4/6	# Temple	W, 2-1
4/6	# La Salle	W, 8-1
4/6	# Towson State	W, 8-3
4/7	# at George Mason	W, 7-0
4/7	# VCU	W, 6-3
4/7	# North Carolina	W, 9-2
4/8	# La Salle	W, 18-2
4/8	# Temple	W, 3-1
4/12	at Ohio State	L, 1-0
4/12	at Charleston (WV)	W, 3-0
4/13	at Winthrop	L, 2-0
4/14	at Virginia	W, 4-2
4/14	at Penn State	L, 10-0
4/17	at Virginia	L, 2-0
4/17	at Virginia	L, 3-2
4/19	VCU	W, 7-0
4/19	VCU	W, 10-0
4/21	Virginia	W, 4-2
4/21	Liberty	W, 6-4
4/21	North Carolina	W, 1-0

! - Games played in Columbia, S.C.

# - George Mason Invitational, Fairfax, Va.

## 1985

### Record: 24-17-1

3/4	at VCU	L, 2-1
3/4	at VCU	T, 2-2
3/7	Methodist	W, 5-0
3/7	Methodist	W, 16-2
3/9	Wayne State	L, 3-2
3/9	Wayne State	W, 7-0
3/10	Francis Marion	W, 1-0
3/10	Francis Marion	L, 3-1
3/14	Connecticut	L, 1-0

3/14	George Mason	W, 5-0
3/16	E. Connecticut State	W, 2-0
3/16	E. Connecticut State	W, 5-4
3/18	Vermont	W, 3-1
3/18	Vermont	W, 8-1
3/19	at UNCW	W, 3-1
3/19	at UNCW	W, 6-1
3/22	\$ Michigan State	W, 1-0
3/22	\$ Bradley	L, 5-0
3/23	\$ Southern Miss	L, 4-3
3/23	\$ South Florida	L, 1-0
3/24	\$ Georgia State	W, 7-4
3/26	VCU	W, 2-0
3/26	VCU	W, 3-1
3/27	N.C. Wesleyan	W, 8-0
3/27	N.C. Wesleyan	W, 6-0
3/28	Ohio	L, 1-0
3/28	Ohio	L, 2-0
3/30	South Carolina	L, 8-1
3/30	South Carolina	W, 7-3
4/1	Canisius	L, 3-0
4/5	Virginia	W, 2-1
4/5	Virginia	L, 10-8
4/9	at North Carolina	L, 2-1
4/9	at North Carolina	L, 3-1
4/18	at Methodist	W, 2-0
4/18	at Methodist	W, 3-0
4/19	Liberty	W, 2-1
4/19	Liberty	W, 3-2
4/20	Virginia	W, 7-2
4/20	Virginia	L, 12-9
4/24	at Virginia	L, 5-3
4/24	at Virginia	L, 3-2

\$ - Florida State Invitational, Tallahassee, Fla.

## 1986

### Record: 30-18

2/28	N.C. Wesleyan	W, 4-0
2/28	N.C. Wesleyan	W, 7-0
3/3	Boston College	W, 2-1
3/7	at UNCW	W, 6-4
3/7	at UNCW	W, 4-0
3/9	at Francis Marion	W, 4-2
3/9	at Francis Marion	L, 2-0
3/10	Connecticut	W, 3-2
3/10	Connecticut	W, 2-1
3/12	at VCU	W, 8-0
3/12	at VCU	W, 6-1
3/16	E. Connecticut State	W, 4-2
3/16	Seton Hall	W, 8-2
3/18	VCU	W, 6-1
3/18	VCU	W, 5-1
3/21	% Stetson	W, 4-0
3/21	% Massachusetts	L, 4-0
3/21	% Western Illinois	L, 5-3
3/22	% Bowling Green	W, 4-2
3/22	% Nicholls State	L, 7-5

3/28	Ohio	L, 3-0
3/28	Ohio	W, 3-2
3/31	Canisius	W, 5-0
3/31	Canisius	W, 7-2
4/2	UNCW	W, 7-0
4/2	UNCW	W, 7-1
4/5	South Carolina	L, 3-0
4/5	South Carolina	L, 2-1
4/6	Francis Marion	W, 2-1
4/6	Francis Marion	L, 4-2
4/11	at George Mason	L, 2-0
4/11	^ UNCW	W, 5-0
4/11	^ Furman	W, 5-1
4/12	^ North Carolina	L, 3-1
4/12	^ La Salle	W, 10-0
4/13	^ Furman	L, 4-1
4/13	^ La Salle	L, 3-1
4/15	Virginia	W, 1-0
4/15	Virginia	L, 2-0
4/17	at North Carolina	L, 2-0
4/17	at North Carolina	W, 1-0
4/22	at Virginia	W, 3-1
4/22	at Virginia	L, 2-1
4/25	& North Carolina	L, 1-0
4/25	& Florida State	L, 3-0
4/25	& Furman	L, 3-1
4/26	& North Carolina	W, 5-1
4/26	& Georgia State	W, 3-0

% - Games played in Tallahassee, Fla.

^ - George Mason Invitational, Fairfax, Va.

& - South Carolina Invitational, Columbia, S.C.

## 1987

### Record: 25-17-1

3/7	* Tennessee Tech	W, 4-3
3/7	* Lander	W, 3-1
3/7	at Georgia State	W, 5-4
3/9	+ Temple	W, 5-1
3/9	+ Temple	L, 5-2
3/9	+ Florida A&M	L, 10-5
3/10	+ Florida A&M	W, 7-5
3/10	at Florida State	L, 9-0
3/10	at Florida State	L, 2-1
3/13	at Francis Marion	L, 2-1
3/13	at Francis Marion	L, 3-1
3/14	E. Connecticut State	W, 6-5
3/18	Connecticut	L, 3-1
3/18	Connecticut	L, 3-0
3/21	Onodaga	W, 3-2
3/21	Onodaga	W, 10-4
3/22	Ohio	W, 7-2
3/22	Ohio	T, 3-3
3/23	Greensboro College	W, 13-2
3/23	Greensboro College	W, 6-1
3/25	VCU	W, 3-2
3/25	VCU	W, 7-6
3/28	at North Carolina	L, 7-0

3/28	at North Carolina	L, 3-2
4/6	UNCW	W, 6-5
4/6	UNCW	W, 5-2
4/11	North Carolina	L, 2-0
4/11	North Carolina	W, 2-0
4/14	at VCU	W, 9-3
4/14	at VCU	W, 6-3
4/17	! at North Carolina	L, 6-0
4/17	! Ohio	W, 4-1
4/18	! Kent State	W, 6-0
4/20	Francis Marion	L, 9-1
4/20	Francis Marion	W, 2-1
4/23	Virginia	W, 4-3
4/23	Virginia	W, 7-6
4/25	# Furman	L, 12-0
4/25	at South Carolina	L, 2-0
4/26	at South Carolina	L, 3-1
4/26	at South Carolina	L, 8-0
4/29	at UNCW	W, 6-2
4/29	at UNCW	W, 12-0

\* - Games played in Atlanta, Ga.  
+ - Games played in Tallahassee, Fla.  
! - Carolina Pride Invitational, Chapel Hill, N.C.  
# - Game played in Columbia, S.C.

## 1988

### Record: 25-14-1

3/5	\$ Tennessee Tech	W, 10-1
3/5	\$ Lander	W, 1-0
3/5	at Georgia State	W, 6-0
3/6	% Eastern Michigan	W, 1-0
3/7	% Temple	W, 3-0
3/7	% Temple	W, 7-3
3/10	at Coastal Carolina	W, 4-2
3/11	Francis Marion	L, 3-1
3/11	Francis Marion	L, 5-1
3/12	E. Connecticut State	L, 8-0
3/15	at UNCW	W, 9-6
3/17	N.C. Wesleyan	W, 11-1
3/17	N.C. Wesleyan	W, 7-1
3/20	Ohio	W, 4-0
3/20	Ohio	T, 3-3
3/22	Louisburg College	W, 2-0
3/22	Louisburg College	W, 10-2
3/26	at North Carolina	L, 10-2
3/26	at North Carolina	W, 7-4
4/6	UNCW	W, 2-0
4/6	UNCW	L, 3-2
4/8	^ Penn State	W, 1-0
4/8	^ at Virginia	L, 2-0
4/9	^ George Mason	W, 4-2
4/9	^ USC Spartanburg	W, 12-2
4/10	^ Ohio State	W, 3-0
4/10	^ Penn State	L, 4-2
4/15	& Coastal Carolina	W, 9-1
4/15	& Charlotte	W, 3-1
4/15	& Charlotte	W, 3-0
4/16	& UNCW	W, 9-0
4/16	& Coastal Carolina	W, 10-0
4/18	at George Mason	L, 8-0

4/18	at George Mason	L, 6-3
4/22	at Furman	L, 3-2
4/22	at Furman	L, 6-2
4/23	at South Carolina	L, 3-0
4/23	at South Carolina	L, 4-3
4/25	Virginia	W, 5-3
4/25	Virginia	L, 2-0

\$ - Games played in Atlanta, Ga.  
% - Games played in Tallahassee, Fla.  
^ - Virginia Invitational, Charlottesville, Va.  
& - ECU Pirate Invitational, Greenville, N.C.

## 1989

### Record: 18-20

3/4	* Tennessee Tech	W, 9-3
3/4	* Lander	W, 14-0
3/6	+ Eastern Michigan	L, 5-3
3/7	+ Temple	L, 1-0
3/7	+ Temple	W, 4-0
3/8	at Florida State	L, 5-0
3/8	at Florida State	L, 5-0
3/10	Boston College	W, 4-0
3/12	North Carolina	L, 5-0
3/18	George Mason	W, 4-0
3/18	Charlotte	W, 10-2
3/18	UNCW	W, 9-2
3/19	George Mason	W, 4-3
3/19	Virginia	W, 2-0
3/20	Ohio	L, 2-0
3/20	Ohio	W, 7-5
3/28	at UNCW	W, 6-2
3/28	at UNCW	L, 5-2
3/31	! North Carolina	L, 2-0
3/31	! USC Spartanburg	W, 4-3
4/1	! Drexel	W, 12-2
4/1	! George Mason	W, 4-2
4/2	at Virginia	L, 2-0
4/4	Louisburg College	W, 22-2
4/4	Louisburg College	W, 16-4
4/8	# Georgia Southern	W, 14-0
4/8	# at South Carolina	L, 5-1
4/8	# Georgia State	L, 5-4
4/9	# Georgia Southern	W, 3-1
4/9	# at South Carolina	L, 4-0
4/19	UNCW	L, 5-2
4/19	UNCW	L, 13-8
4/21	\$ Florida State	L, 3-0
4/21	\$ North Carolina	L, 9-6
4/22	\$ Furman	L, 5-3
4/22	\$ SW Louisiana	L, 6-3
4/23	\$ South Florida	L, 4-2
4/26	at Virginia	L, 5-4

\* - Games played in Atlanta, Ga.  
+ - Games played in Tallahassee, Fla.  
! - Virginia Invitational, Charlottesville, Va.  
# - USC Invitational, Columbia, S.C.  
\$ - Frost Cutlery Tournament, Chattanooga, Tenn.

## 1990

### Record: 27-13

2/26	at Campbell	W, 9-0
------	-------------	--------

2/26	at Campbell	W, 3-2
3/3	^ Tennessee Tech	W, 10-6
3/3	at Georgia State	L, 3-0
3/3	^ Miami-Ohio	W, 4-0
3/4	at Georgia Tech	W, 8-1
3/6	at Furman	W, 2-1
3/6	at Furman	W, 5-0
3/8	at Coastal Carolina	L, 5-3
3/8	at Coastal Carolina	L, 6-2
3/11	at UNCW	W, 6-1
3/11	at UNCW	W, 5-2
3/14	Campbell	W, 9-3
3/14	Campbell	W, 3-0
3/17	Monmouth	W, 5-1
3/17	George Mason	W, 4-1
3/17	Coastal Carolina	W, 3-0
3/18	Ohio	L, 4-1
3/19	Ohio	W, 8-2
3/19	Ohio	L, 9-2
3/23	at George Mason	W, 8-0
3/23	& Mercer	W, 9-1
3/23	& Ohio	W, 2-0
3/26	Eastern Illinois	L, 5-2
3/26	Eastern Illinois	W, 3-2
3/30	* Charlotte	L, 10-1
4/6	+ Charlotte	W, 7-2
4/6	+ Samford	W, 8-0
4/6	+ George Mason	W, 7-1
4/7	+ Limestone	W, 8-4
4/7	+ at North Carolina	W, 2-0
4/10	UNCW	W, 5-4
4/10	UNCW	L, 3-2
4/12	Nicholls State	L, 4-1
4/12	Nicholls State	L, 2-0
4/13	North Carolina	W, 5-4
4/13	North Carolina	L, 9-1
4/20	! Virginia	W, 4-1
4/20	! Nicholls State	L, 6-4
4/20	! Florida State	L, 7-2

\* - Games played in Atlanta, Ga.  
& - Games played in Fairfax, Va.  
^ - Game played in Charlottesville, Va.  
+ - Tar Heel Invitational, Chapel Hill, N.C.  
! - Frost Cutlery Tournament, Chattanooga, Tenn.

## 1991

### Record: 25-17

3/1	Furman	L, 2-1
3/1	Furman	W, 2-1
3/6	at Campbell	L, 5-3
3/6	at Campbell	W, 5-0
3/9	UNC Greensboro	W, 12-1
3/9	UNC Greensboro	W, 3-0
3/11	at Coastal Carolina	W, 3-2
3/11	at Coastal Carolina	W, 4-0
3/12	at Georgia Tech	W, 3-0
3/12	at Georgia Tech	W, 2-1
3/15	! Rhode Island	W, 4-2
3/15	! Western Illinois	L, 9-2
3/15	at Florida State	L, 12-0

3/16	!	Winthrop	W, 4-2
3/16	!	Miami-Ohio	L, 1-0
3/22		U. of New England	W, 3-0
3/23		Limestone	W, 5-0
3/23		UNCW	L, 2-0
3/23		Charlotte	L, 2-1
3/24		North Carolina	W, 6-5
3/24		Coastal Carolina	L, 5-1
3/26		at George Mason	W, 6-0
3/26		at George Mason	L, 4-3
4/6	#	Charlotte	W, 3-1
4/6	#	Coastal Carolina	L, 10-3
4/6	#	Campbell	W, 3-1
4/6	#	Georgia Tech	L, 7-6
4/12	\$	Limestone	W, 5-1
4/12	\$	George Mason	W, 1-0
4/12	\$	Mercer	W, 17-1
4/13	\$	UNC Asheville	W, 12-2
4/13	\$	Georgia Tech	W, 5-0
4/13		at North Carolina	L, 3-0
4/15		Charlotte	W, 1-0
4/15		Charlotte	W, 2-1
4/19	%	North Carolina	L, 2-1
4/19	%	Louisiana Tech	L, 3-0
4/20	%	Eastern Michigan	L, 3-1
4/23		at UNCW	W, 4-0
4/23		at UNCW	W, 4-2
4/27		at Virginia	L, 3-0
4/27		at Virginia	L, 1-0

! - Games played in Tallahassee, Fla.  
# - Furman Invitational, Greenville, S.C.  
\$ - Lady Tar Heel Invitational, Chapel Hill, N.C.  
% - Frost Cutlery Tournament, Chattanooga, Tenn.

## 1992

### Record: 42-16

2/29		Eastern Michigan	W, 4-1
2/29		Eastern Michigan	W, 2-1
3/1		at Barton	W, 10-0
3/1		at Barton	W, 10-0
3/5		Barton	W, 10-0
3/5		Barton	W, 8-0
3/7		George Mason	W, 6-0
3/7		Virginia	W, 6-3
3/8		UNC Greensboro	W, 8-2
3/8		George Mason	W, 7-2
3/11		at Georgia Southern	W, 4-1
3/11		at Georgia Southern	L, 7-6
3/12	%	Rhode Island	W, 6-4
3/13	%	Connecticut	W, 3-2
3/13	%	U. of Chicago	L, 5-4
3/14	%	Michigan	L, 7-2
3/14	%	Iowa State	W, 5-4
3/14	%	Iowa	L, 5-0
3/17		at Coastal Carolina	W, 1-0
3/17		at Coastal Carolina	L, 1-0
3/21		Delaware	W, 8-0
3/21		Ohio	W, 5-2
3/21		Central Connecticut St.	W, 1-0
3/22		Towson State	W, 6-1

3/22		Ohio	L, 6-2
3/27	^	Wright State	W, 6-0
3/27		at Campbell	W, 1-0
3/28	^	Drake	W, 3-2
3/28	^	UMBC	W, 13-1
3/31		at North Carolina	L, 3-2
3/31		at North Carolina	W, 1-0
4/2	&	Campbell	W, 9-0
4/3	&	at Furman	L, 10-3
4/3	&	Georgia Tech	L, 8-6
4/4	&	Campbell	W, 5-4
4/4	&	Coastal Carolina	W, 8-1
4/4	&	at Furman	W, 16-11
4/4	&	North Carolina	L, 5-0
4/7		at UNCW	W, 11-0
4/7		at UNCW	W, 12-1
4/8		Campbell	W, 6-5
4/8		Campbell	W, 6-4
4/10	*	Charlotte	W, 3-1
4/10	*	George Mason	W, 9-3
4/11	*	Coastal Carolina	W, 4-2
4/11	*	South Carolina	L, 7-1
4/12	*	Georgia Tech	W, 7-1
4/12	*	Florida State	L, 5-2
4/17	+	Georgia Southern	L, 4-3
4/17	+	at South Carolina	L, 3-0
4/18	+	Georgia Southern	W, 4-1
4/18	+	at South Carolina	L, 3-1
4/18	+	Georgia Southern	W, 11-1
4/18	+	at South Carolina	L, 1-0
4/21		North Carolina	W, 3-0
4/21		North Carolina	W, 4-3
4/23		UNCW	W, 5-1
4/23		UNCW	W, 9-0

% - South Florida Tournament, Tampa, Fla.  
^ - Games in Buies Creek, N.C.  
& - Furman Spring Fling, Greenville, S.C.  
\* - UNC Invitational, Chapel Hill, N.C.  
+ - USC Invitational, Columbia, S.C.

## 1993

### Record: 34-22

2/27	\$	Eastern Michigan	W, 4-2
2/27	\$	North Carolina	L, 2-1
2/27	\$	at South Carolina	L, 11-1
3/7		at Virginia	L, 7-3
3/7		at Virginia	L, 4-2
3/9		at Coastal Carolina	L, 4-3
3/9		at Coastal Carolina	L, 10-5
3/10		at College of Charleston	W, 20-4
3/10		at College of Charleston	W, 15-0
3/12	@	Penn State	L, 4-3
3/12	@	Winthrop	W, 6-5
3/12	@	Illinois-Chicago	L, 16-2
3/13	@	Michigan	L, 7-3
3/14	@	Oklahoma	L, 2-1
3/18		George Mason	W, 4-3
3/18		George Mason	W, 9-0
3/20	#	Delaware	W, 8-2
3/20	#	Ohio	W, 10-3

3/20	#	Cleveland State	W, 3-1
3/21	#	Lafayette	W, 19-0
3/21	#	Coastal Carolina	W, 2-1
3/23		at North Carolina	W, 1-0
3/23		at North Carolina	L, 10-0
3/26	%	Furman	L, 4-1
3/26	%	Akron	W, 4-2
3/28	%	Drexel	W, 6-2
3/28	%	Samford	W, 5-2
3/30		at UNC Greensboro	W, 5-0
3/30		at UNC Greensboro	L, 7-5
4/1		at Barton College	W, 10-0
4/1		at Barton College	W, 5-2
4/3		Elizabeth City St.	W, Forfeit
4/3		Elizabeth City St.	W, Forfeit
4/9	&	Charlotte	W, 5-0
4/9	&	at North Carolina	L, 3-0
4/10	&	Winthrop	W, 6-1
4/11	&	Georgia Tech	L, 1-0
4/11	&	Virginia	W, 4-2
4/11	&	at North Carolina	W, 8-0
4/11	&	Florida State	L, 13-0
4/13		Campbell	W, 2-0
4/13		Campbell	L, 6-3
4/16		Winthrop	W, 2-1
4/16	*	UNCW	W, 7-2
4/16	*	Louisiana Tech	W, 4-3
4/17	*	Nicholls State	L, 5-2
4/17	*	Georgia State	W, 1-0
4/18	*	South Florida	W, 6-0
4/18	*	Texas A&M	L, 5-1
4/22		at UNCW	W, 8-4
4/22		at UNCW	W, 4-2
4/25		North Carolina	W, 1-0
4/25		North Carolina	L, 2-1
5/13	**	Boston University	W, 1-0
5/14	**	Robert Morris	L, 7-1
5/15	**	Yale	L, 1-0

\$ - Lady Gamecock Invitational, Columbia, S.C.

@ - USF Softball Classic, Tampa, Fla.

# - Lady Pirate Classic, Greenville, N.C.

% - Games played in Rock Hill, S.C.

& - Tar Heel Invitational, Chapel Hill, N.C.

\* - Frost Cutlery Tournament, Chattanooga, Tenn.

\*\* - ECAC Championship

## 1994

### Record: 40-24

2/23		Barton College	W, 7-1
2/23		Barton College	W, 2-1
2/25	*	Penn State	W, 2-1
2/25	*	Eastern Michigan	W, 2-0
2/26	*	UMBC	W, 11-1
2/26	*	Campbell	W, 5-1
2/27	*	Robert Morris	L, 9-1
2/27	*	Radford	W, 8-0
3/1		at Barton College	W, 9-0
3/1		at Barton College	W, 4-2
3/5	#	UNCW	W, 7-0
3/5	#	UNC Greensboro	W, 6-2
3/6	#	Canisius	L, 2-1

3/6	# Purdue	L, 7-4
3/7	Purdue	W, 6-3
3/7	Purdue	L, 5-2
3/8	at Coastal Carolina	W, 2-1
3/8	at Coastal Carolina	L, 7-5
3/11	@ Ball State	L, 4-1
3/11	@ Michigan	L, 11-2
3/11	@ Sam Houston State	L, 9-1
3/12	@ Virginia	W, 5-3
3/12	@ Oklahoma	L, 11-1
3/16	Rutgers	W, 7-6
3/16	Rutgers	W, 7-5
3/17	George Mason	W, 4-2
3/17	George Mason	W, 7-1
3/18	^ Long Island	W, 4-3
3/18	^ Lafayette	W, 8-1
3/18	^ Delaware	W, 8-0
3/20	^ Lehigh	W, 9-0
3/20	^ Rutgers	W, 7-0
3/20	^ Coastal Carolina	W, 2-1
3/22	Bucknell	W, 5-1
3/22	Bucknell	W, 4-0
3/23	Colgate	W, 11-1
3/23	Colgate	W, 10-0
3/25	& Wright State	W, 7-1
3/25	& UNCW	W, 4-0
3/26	& South Carolina	L, 11-2
3/26	& Samford	W, 6-3
3/26	& Stetson	W, 5-1
4/5	at Campbell	W, 3-2
4/5	at Campbell	L, 3-1
4/8	\$ Georgia Tech	L, 3-0
4/8	\$ UNCW	W, 4-0
4/9	\$ Florida State	W, 1-0
4/9	\$ Charlotte	W, 6-0
4/9	\$ Virginia	L, 8-1
4/15	% SE Missouri	W, 3-0
4/16	% Charlotte	W, 10-0
4/16	% Louisiana Tech	L, 2-1
4/16	% SW Louisiana	L, 8-0
4/16	% George Mason	W, 9-2
4/17	% Tennessee Tech	L, 6-2
4/21	at UNCW	L, 4-2
4/21	at UNCW	L, 7-6
4/26	North Carolina	L, 2-0
4/26	North Carolina	L, 4-3
4/30	= South Carolina	L, 3-2
4/30	= at Virginia	L, 6-5
4/30	= Rutgers	W, 6-1
5/14	** Boston University	L, 3-2
5/14	** Hofstra	L, 5-1

\* - Lady Pirate Invitational, Greenville, N.C.

# - ECU Round Robin, Greenville, N.C.

@ - USF Softball Classic, Tampa, Fla.

^ - Lady Pirate Classic, Greenville, N.C.

& - Winthrop Invitational, Rock Hill, S.C.

\$ - Tar Heel Invitational, Chapel Hill, N.C.

% - Frost Cutlery Tournament, Chattanooga, Tenn.

= - Virginia Classic, Charlottesville, Va.

\*\* - ECAC Championship, Hempstead, N.Y.

## 1995

### Record: 42-22

2/23	Penn State	L, 5-0
2/23	Penn State	W, 1-0
2/25	! Robert Morris	W, 7-3
2/25	! UMBC	L, 9-7
2/25	! Northern Illinois	L, 6-3
2/26	! Northwestern	L, 4-1
2/26	! Radford	W, 3-2 (8)
3/4	@ Delaware	W, 8-1
3/5	@ Samford	W, 4-1
3/5	@ UNCW	W, 8-0
3/7	at Coastal Carolina	W, 6-1
3/7	at Coastal Carolina	L, 4-1
3/9	# Pennsylvania	W, 6-1
3/10	# St. Joseph's	W, 8-2
3/10	# Boston College	W, 17-3
3/11	# La Salle	W, 6-5 (8)
3/12	George Mason	W, 6-5
3/12	George Mason	W, 4-1
3/15	N.C. A&T	W, 8-0
3/15	N.C. A&T	W, 10-0
3/17	\$ Michigan State	W, 6-1
3/17	\$ Monmouth	W, 3-2
3/18	\$ Cleveland State	W, 3-1
3/18	\$ Bucknell	L, 2-1
3/19	\$ Colgate	W, 3-2
3/19	Michigan State	L, 3-1
3/20	Charleston Southern	W, 7-4
3/20	Charleston Southern	W, 3-1
3/21	Bucknell	W, 7-1
3/21	Bucknell	L, 4-2 (8)
3/24	% Furman	W, 3-0
3/24	% Eastern Kentucky	L, 3-0
3/25	% UNCW	W, 9-0
3/25	% Kent State	L, 2-0
3/25	% George Mason	W, 8-0
3/26	% Toledo	L, 6-3
3/29	at Barton	W, 5-2
3/29	at Barton	W, 8-0
3/31	^ Radford	W, 9-1
3/31	^ Delaware	W, 7-0
3/31	^ George Mason	W, 10-2
3/31	^ Campbell	L, 6-3
4/1	^ Fordham	W, 6-0
4/1	^ George Mason	W, 7-0
4/1	^ Delaware	W, 8-1
4/8	& Campbell	W, 8-1
4/8	& Florida State	L, 10-2
4/9	& at North Carolina	L, 2-1
4/11	Campbell	W, 3-2
4/12	Campbell	W, 5-4
4/14	* Coastal Carolina	W, 4-1
4/14	* Middle Tennessee	L, 2-0
4/14	* Georgia Southern	L, 6-5
4/15	* Illinois-Chicago	L, 10-1
4/15	* Louisiana Tech	L, 5-0
4/18	North Carolina	W, 3-2
4/18	North Carolina	W, 6-4

4/22	at UNCW	W, 8-0
4/22	at UNCW	W, 11-2
4/25	Barton	L, 3-0
4/25	Barton	W, 4-3
5/13	? Rutgers	L, 4-0
5/13	? Providence	L, 2-1

! - Lady Pirate Invitational, Greenville, N.C.

@ - ECU Round Robin, Greenville, N.C.

# - ECAC Round Robin

\$ - Lady Pirate Classic, Greenville, N.C.

% - Winthrop Tournament, Rock Hill, S.C.

^ - Sports Plus Collegiate Tourney, Richmond, Va.

& - Tar Heel Invitational, Chapel Hill, N.C.

\* - Frost Cutlery Tournament, Chattanooga, Tenn.

? - ECAC Softball Championships

## 1996

### Record: 40-21-1, 12-4 (Big South)

2/23	! Illinois-Chicago	L, 1-0
2/24	! St. Francis	L, 4-3 (8)
2/24	! La Salle	W, 7-1
2/25	! Temple	L, 8-2
2/25	! Minnesota	L, 4-1
2/28	Eastern Michigan	L, 5-2
2/28	Eastern Michigan	W, 4-3
3/1	# Furman	W, 10-4
3/1	# Eastern Michigan	W, 1-0
3/2	# Towson State	W, 7-0
3/2	# Wisconsin	W, 2-1
3/3	# Radford	W, 6-2
3/3	# Eastern Michigan	T, 4-4 (8)
3/6	at South Florida	L, 3-2
3/6	- Robert Morris	W, 5-0
3/8	\$ Indiana	L, 7-4
3/8	\$ Florida State	L, 2-1
3/9	\$ Penn State	L, 6-3
3/9	\$ Chattanooga	W, 5-1
3/9	\$ Ball State	W, 2-0
3/9	\$ Notre Dame	L, 4-3
3/14	* Coastal Carolina	W, 7-0
3/14	* Coastal Carolina	W, 2-1
3/15	+ St. Peter's	W, 1-0
3/15	+ Charlotte	W, 9-3
3/16	+ Delaware	W, 7-4
3/16	+ Ball State	L, 7-3
3/17	+ Kent State	W, 6-3
3/17	+ Canisius	L, 4-2
3/17	+ Ball State	L, 4-2
3/19	* Charleston Southern	W, 10-0
3/19	* Charleston Southern	W, 8-0
3/22	at Campbell	L, 2-0
3/22	at Campbell	W, 4-1
3/23	= South Florida	W, 6-2
3/24	at North Carolina	W, 8-2
3/24	at North Carolina	L, 9-1
3/26	Kent State	W, 1-0
3/26	Kent State	L, 3-0
3/30	* Winthrop	W, 16-1
3/30	* Winthrop	W, 2-0
3/31	* at UNC Greensboro	L, 4-3 (10)
3/31	* at UNC Greensboro	L, 3-2

4/4	*	at Radford	L, 2-0
4/4	*	at Radford	W, 6-3
4/5	*	at Liberty	W, 10-1
4/5	*	at Liberty	W, 8-0
4/9	*	UNCW	W, 4-0
4/9	*	UNCW	W, 10-1
4/11		Hampton	W, 9-0
4/11		Hampton	W, 8-0
4/13		at George Mason	W, 3-0
4/13		at George Mason	W, 8-2
4/14	*	at UMBC	L, 3-0
4/14	*	at UMBC	W, 12-9 (8)
4/19	^	Winthrop	W, 7-3
4/20	^	Coastal Carolina	L, 5-0
4/20	^	Liberty	W, 8-0
4/20	^	UMBC	W, 9-1
4/20	^	Coastal Carolina	W, 5-0
4/21	^	UNC Greensboro	W, 19-3
4/21	^	UNC Greensboro	L, 4-1

! - Triangle Classic, Raleigh, N.C.  
# - ECU Round Robin, Greenville, N.C.  
-- Game played in Tampa, Fla.  
\$ - Speedline/USF Tournament, Tampa, Fla.  
\* - Big South Game  
+ - Lady Pirate Classic, Greenville, N.C.  
= - Game played in Buies Creek, N.C.  
^ - Big South Tournament, Greensboro, N.C.

## 1997

**Record: 49-24, 13-3 (Big South)**

2/21	^	Minnesota	L, 4-0
2/22	^	Maryland	L, 5-1
2/22	^	Robert Morris	L, 8-7
2/22	^	UNC Charlotte	W, 5-1
2/23	^	Georgia Tech	W, 6-4
2/23	^	UNC Greensboro	W, 12-3
2/23	^	Minnesota	L, 8-0
2/25		Campbell	W, 3-2
2/25		Campbell	L, 6-1
2/26		Eastern Michigan	W, 5-2
2/26		Eastern Michigan	L, 3-1
2/27		Radford	W, 1-0
2/27		Radford	W, 6-0
3/1	@	UMBC	W, 4-2
3/1	@	George Mason	W, 5-4
3/1	@	Eastern Michigan	L, 4-0
3/1	@	UNCW	W, 5-2
3/1	@	Radford	W, 3-1
3/2	@	UNCW	W, 3-0
3/2	@	Canisius	L, 4-0
3/7	#	Florida State	L, 10-0
3/7	#	Hofstra	W, 5-2
3/7	#	Ball State	L, 7-2
3/8	#	Arkansas	W, 3-1
3/8	#	Michigan State	L, 7-6
3/10	=	Texas	W, 5-4
3/11	=	Penn State	W, 4-3
3/11	=	Penn State	L, 6-0
3/15		at Winthrop	W, 7-4
3/15		at Winthrop	W, 4-2
3/21	&	& Eastern Illinois	W, 3-2

3/21	&	& North Carolina	L, 1-0
3/22	&	& Eastern Illinois	W, 8-1
3/22	&	& Kent State	W, 4-2
3/22	&	& North Carolina	W, 9-7
3/23		Illinois-Chicago	L, 8-3
3/25		UMBC	L, 5-4
3/25		UMBC	W, 7-3
3/26		Ohio	W, 4-2
3/26		Ohio	W, 2-1
3/27		at Charleston Southern	W, 7-1
3/27		at Charleston Southern	W, 5-0
3/28	%	Sienna	W, 4-1
3/28	%	UMBC	L, 5-4
3/28	%	Norfolk State	W, 7-0
3/29	%	Hampton	W, 10-1
3/29	%	Liberty	W, 9-1
3/29	%	UMBC	L, 8-4
4/2		at North Carolina	W, 3-1
4/2		at North Carolina	W, 7-2
4/5		UNC Greensboro	W, 6-0
4/5		UNC Greensboro	W, 2-1
4/7		at Coastal Carolina	W, 11-7
4/7		at Coastal Carolina	L, 2-1
4/10		at Hampton	W, 12-4
4/10		at Hampton	W, 5-1
4/12		Liberty	W, 14-1
4/12		Liberty	W, 9-1
4/13		at UNCW	L, 11-3
4/13		at UNCW	W, 9-2
4/15		North Carolina	W, forfeit
4/15		North Carolina	W, forfeit
4/17		at South Carolina	L, 8-0
4/17		at South Carolina	L, 5-0
4/23		Hampton	W, 6-5
4/26	!	Liberty	W, 8-0
4/26	!	UNC Greensboro	W, 5-1
4/26	!	at Virginia	W, 3-2
4/27	!	at Virginia	L, 8-5
5/2	*	Coastal Carolina	W, 9-8
5/3	*	UNC Greensboro	L, 6-0
5/4	*	Liberty	W, 6-0
5/4	*	UNC Greensboro	L, 3-0

- Triangle Classic, Raleigh, N.C.  
@ - Lady Pirate Classic, Greenville, N.C.  
# - USF Classic, Tampa, Fla.  
& - Winthrop Invitational, Rock Hill, S.C.  
= - Games played in Tampa, Fla.  
% - Sports Plus Tourney, Richmond, Va.  
! - Virginia Invitational, Charlottesville, Va.  
\* - Big South Tournament, Rock Hill, S.C.

## 1998

**Record: 43-21, 14-2 (Big South)**

2/14		at North Carolina	W, 4-2
2/14		at North Carolina	L, 9-4
2/20	!	Youngstown State	W, 8-4
2/20	!	Marshall	L, 2-0
2/21	!	Eastern Kentucky	W, 2-0
2/21	!	UNC Charlotte	W, 17-11
2/24	!	Illinois-Chicago	L, 6-2
2/27	@	Delaware	L, 5-3

2/27	@	Towson	W, 8-0
2/28	@	UMBC	L, 4-2
2/28	@	George Mason	W, 7-0
3/1	@	Delaware	L, 6-3
3/4		at Campbell	L, 1-0
3/4		at Campbell	L, 5-4
3/6		at Virginia	L, 6-1
3/7		at Virginia	W, 5-4
3/7		at Virginia	L, 7-3
3/11		UNC Greensboro	L, 3-1
3/11		UNC Greensboro	W, 4-3
3/14	#	Fordham	W, 8-3
3/14	#	Rhode Island	W, 4-2
3/15	#	Manhattan	W, 7-0
3/15	#	SEMO	W, 2-0
3/16	#	Rider	W, 8-0
3/16	#	Vermont	W, 4-0
3/17	#	Yale	W, 7-5
3/17	#	Fordham	W, 9-1
3/18	#	Army	W, 7-1
3/18	#	Fairfield	W, 4-0
3/21	\$	Maryland	W, 3-2
3/21	\$	Iona	W, 6-0
3/22	\$	Furman	W, 6-3
3/22	\$	Eastern Illinois	L, 3-1
3/27	%	Auburn	L, 11-3
3/27	%	Virginia	L, 9-2
3/27	%	Cleveland State	W, 6-1
3/28	%	Elon	W, 4-3
3/28	%	Virginia	L, 9-0
4/3	*	at Radford	L, 2-0
4/3	*	at Radford	W, 3-2
4/4	*	at Liberty	W, 6-5
4/4	*	at Liberty	W, 2-0
4/8		at Hampton	W, 11-0
4/8		at Hampton	W, 10-0
4/11	*	Winthrop	W, 2-0
4/11	*	Winthrop	W, 3-2
4/12	*	Coastal Carolina	W, 8-0
4/12	*	Coastal Carolina	W, 2-1
4/14	*	Charleston Southern	W, 10-2
4/14	*	Charleston Southern	W, 12-0
4/15	*	UNCW	W, 3-0
4/15	*	UNCW	W, 6-2
4/18	*	at UMBC	L, 3-0
4/18	*	at UMBC	W, 1-0
4/19	*	at George Mason	W, 7-1
4/20	*	at George Mason	W, 4-0
4/24	^	N.C. A&T	W, 23-1
4/25	^	at Virginia Tech	L, 4-3
4/25	^	Rutgers	W, 9-0
4/26	^	N.C. A&T	W, 8-0
4/26	^	at Virginia Tech	L, 4-3
5/1	&	Liberty	W, 3-1
5/2	&	& Coastal Carolina	L, 8-5

5/2	& Liberty	L, 9-3
<i>!</i> - Triangle Classic, Raleigh, N.C.		
<i>@</i> - Pirate Classic, Greenville, N.C.		
<i>#</i> - Rebel Games, Orlando, Fla.		
<i>\$</i> - Winthrop Invitational, Rock Hill, S.C.		
<i>%</i> - Sports Plus Classic, Richmond, Va.		
<i>^</i> - Big South conference games		
<i>^</i> - Hokie Classic, Blacksburg, Va.		
<i>&amp;</i> - Big South Tournament, Rock Hill, S.C.		

## 1999

### Record: 50-20, 11-3 (Big South)

2/19	! Kentucky	W, 2-1
2/19	! Maryland	L, 6-0
2/20	! Ohio	W, 9-1
2/20	! Temple	L, 8-7
2/21	! Liberty	L, 4-3
2/26	@ Ohio	W, 5-4
2/26	@ Georgia Tech	L, 2-0
2/27	@ Delaware State	W, 29-0
2/27	@ George Mason	W, 8-0
2/28	@ Georgia Tech	W, 3-2
2/28	@ Virginia Tech	W, 4-2
3/1	Eastern Michigan	W, 6-4
3/1	Eastern Michigan	L, 3-0
3/6	# Middle Tennessee	L, 7-4
3/6	# Furman	L, 10-8
3/7	# Middle Tennessee	W, 5-4
3/7	# Furman	W, 4-0
3/13	\$ Fordham	W, 9-3
3/13	\$ Vermont	L, 3-2
3/14	\$ Army	W, 2-0
3/16	\$ Eastern Kentucky	W, 3-0
3/16	\$ Manhattan	W, 2-1
3/17	\$ UW-Green Bay	W, 7-3
3/17	\$ Texas-Arlington	W, 6-1
3/19	% St. Peter's	W, 10-1
3/19	% S.C. State	W, 8-0
3/20	% Wichita State	L, 3-0
3/20	% UNC Charlotte	W, 7-5
3/20	% Bradley	W, 4-0
3/24	Akron	L, 2-0
3/24	Akron	W, 2-1
3/26	^ Kent State	W, 9-5
3/26	^ Illinois-Chicago	L, 7-1
3/27	^ Florida Atlantic	L, 3-2
3/27	^ Georgia State	W, 4-3
3/31	Elon	W, 8-0
3/31	Elon	W, 2-1
4/2	* at Coastal Carolina	W, 13-0
4/2	* at Coastal Carolina	L, 6-4
4/7	* at UNCW	W, 5-2
4/7	* at UNCW	L, 4-1
4/10	* at Charleston Southern	W, 5-1
4/10	* at Charleston Southern	W, 12-1
4/11	* at Winthrop	W, 5-0
4/11	* at Winthrop	W, 4-0
4/13	Campbell	W, 2-1
4/13	Campbell	W, 6-0
4/15	at UNC Greensboro	W, 8-0
4/15	at UNC Greensboro	W, 2-1

4/17	* Radford	W, 9-3
4/17	* Radford	W, 3-0
4/19	* Liberty	W, 6-2
4/19	* Liberty	W, 3-1
4/21	North Carolina	L, 6-1
4/21	North Carolina	L, 2-0
4/23	at Charlotte	W, 6-0
4/23	at Charlotte	W, 17-9
4/27	Hampton	W, 3-2
4/27	Hampton	W, 24-6
5/2	* George Mason	W, 4-1
5/2	* George Mason	L, 5-2
5/7	+ George Mason	W, 8-1
5/7	+ Coastal Carolina	L, 3-2
5/8	+ at Winthrop	W, 4-1
5/8	+ Liberty	W, 3-2
5/8	+ Radford	W, 7-0
5/9	+ Coastal Carolina	W, 2-0
5/9	+ Coastal Carolina	W, 2-1
5/20	> at Arizona	L, 9-1
5/21	> SEMO	L, 2-1

*!* - Triangle Classic, Raleigh, N.C.

*@* - East Carolina Tournament, Greenville, N.C.

*\$* - Ringor Invitational, Rock Hill, S.C.

*^* - Georgia Tech "Buzz" Classic, Atlanta, Ga.

*\** - Big South Game

*+* - Big South Tournament, Rock Hill, S.C.

*>* - NCAA Tournament, Tucson, Ariz.

## 2000

### Record: 60-17, 2-8 (SASA)

2/18	! Alabama	W, 12-11
2/18	! Rhode Island	W, 8-3
2/19	! Eastern Kentucky	W, 2-0
2/19	! Minnesota	W, 7-1
2/19	! North Carolina	L, 5-0
2/25	@ Manhattan	W, 1-0
2/25	@ George Mason	W, 7-0
2/25	@ La Salle	W, 13-5
2/26	@ Delaware	W, 1-0
2/27	@ Louisville	W, 5-1
2/27	@ UNC Greensboro	W, 5-4 (11)
3/3	# UNCW	W, 13-1
3/3	# Lehigh	W, 11-4
3/3	# Towson	W, 3-1
3/4	# UMBC	W, 9-7
3/4	# Towson	W, 11-3
3/5	# UNC Greensboro	W, 2-1 (8)
3/10	\$ Eastern Kentucky	W, 3-0
3/10	\$ at Tennessee	L, 7-0
3/11	\$ Kansas	W, 10-1
3/12	\$ at Tennessee	W, 3-2
3/13	% St. Peter's	W, 4-1
3/13	% Dayton	W, 5-3
3/14	% at Coastal Carolina	W, 7-3
3/14	% Belmont	W, 8-3
3/15	% at Coastal Carolina	W, 4-1
3/15	% Dayton	W, 4-3 (8)
3/17	^ UT Martin	W, 8-1
3/17	^ College of Charleston	W, 4-3
3/18	^ Providence	W, 7-0

3/18	^ at Winthrop	W, 8-0
3/19	^ Cleveland State	W, 8-1
3/19	^ North Carolina	L, 5-2
3/24	& Campbell	W, 8-0
3/24	& Brown	W, 8-1
3/25	& Samford	W, 5-1
3/25	& Florida International	W, 8-0
3/26	& Florida International	W, 7-2
3/26	& Evansville	L, 3-2
3/30	Hampton	W, 3-1
3/30	Hampton	W, 1-0
3/31	at Virginia Tech	L, 4-1
4/1	+ Harvard	W, 9-7
4/1	+ Liberty	W, 6-4
4/2	+ Harvard	W, 6-5
4/2	+ at Virginia Tech	L, 3-0
4/5	at Campbell	W, 5-1
4/5	at Campbell	W, 6-1
4/8	* at Georgia Tech	W, 11-0
4/9	* at Georgia Tech	L, 3-2
4/13	at UNCW	W, 7-2
4/13	at UNCW	W, 13-3
4/16	* Maryland	W, 4-3
4/16	* Maryland	L, 1-0
4/18	UNC Greensboro	L, 5-0
4/18	UNC Greensboro	W, 11-0
4/19	at Hampton	W, 8-2
4/19	at Hampton	W, 6-0
4/21	* Florida State	L, 1-0
4/21	* Florida State	L, 1-0
4/26	* at Virginia	L, 6-5
4/26	* at Virginia	L, 3-2
4/27	UNCW	W, 2-0
4/27	UNCW	W, 10-1
4/29	at George Mason	L, 2-1
4/29	at George Mason	W, 4-1
4/30	at UMBC	W, 9-5
4/30	at UMBC	W, 10-3
5/3	* at North Carolina	L, 2-0
5/3	* at North Carolina	L, 4-3
5/6	at Liberty	W, 3-0
5/6	at Liberty	W, 8-5
5/7	at Elon	L, 4-3 (8)
5/7	at Elon	W, 5-2
5/13	? Albany	W, 1-0
5/13	? at George Mason	W, 2-1
5/14	? Dartmouth	W, 2-1

*!* - Triangle Classic, Raleigh, N.C.

*@* - ECU Pirate Classic, Greenville, N.C.

*#* - Dixie Millennium Classic, Virginia Beach, Va.

*\$* - Lady Vol Invitational, Knoxville, Tenn.

*%* - Coastal Carolina Classic, Conway, S.C.

*^* - Winthrop Invitational, Rock Hill, S.C.

*&* - Georgia Tech Buzz Classic, Atlanta, Ga.

*+* - Virginia Tech Classic, Blacksburg, Va.

*\** - SASA game

*? - ECAC Championships, Fairfax, Va.*

## 2001

### Record: 51-23, 3-7 (SASA)

2/16	@ Saint John's	W, 4-1
------	----------------	--------

2/16 @ George Mason	W, 5-3
2/17 @ Minnesota	L, 6-1
2/18 @ Eastern Kentucky	W, 4-1
2/18 @ Wright State	W, 3-2
2/18 @ Purdue	L, 3-0
2/23 # St. John's	W, 2-0
2/23 # Canisius	W, 6-2
2/24 # Towson	W, 4-2
2/24 # Temple	W, 10-1
2/25 # Fairfield	W, 4-3
3/2 % Radford	W, 10-3
3/2 % Akron	L, 4-2
3/2 % UMBC	L, 3-1
3/3 % Marist	W, 8-1
3/3 % UMBC	W, 8-0
3/8 Evansville	W, 2-1
3/9 & Pittsburgh	W, 2-1
3/9 & Cleveland State	L, 3-2
3/10 & Rutgers	W, 8-4
3/10 & Wright State	W, 4-3
3/11 Rutgers	W, 1-0
3/11 Wright State	W, 3-2
3/12 ! Virginia	L, 14-6
3/12 ! Illinois	W, 3-2
3/13 ! at Coastal Carolina	W, 7-1
3/13 ! Bowling Green	L, 3-2
3/14 ! Bowling Green	W, 1-0
3/14 ! Virginia	W, 4-0
3/17 \$ Providence	W, 1-0
3/17 \$ Appalachian State	W, 4-1
3/17 \$ Belmont	W, 9-0
3/18 \$ Bowling Green	W, 3-1
3/18 \$ Virginia	L, 10-5
3/23 ^ Middle Tennessee	L, 3-2
3/23 ^ Florida A&M	W, 8-0
3/24 ^ Illinois	L, 3-2
3/24 ^ at Georgia State	L, 2-0
3/28 at UNC Greensboro	W, 4-3
3/28 at UNC Greensboro	L, 5-2
3/31 Liberty	W, 2-1
3/31 Liberty	W, 3-2
4/1 * Virginia	L, 2-1
4/7 + Florida State	L, 2-0
4/8 + Florida Atlantic	L, 4-0
4/8 + at North Carolina	W, 4-1
4/10 Campbell	W, 9-1
4/10 Campbell	W, 4-1
4/12 * Virginia	W, 6-5
4/13 ? at Virginia Tech	W, 2-0
4/13 ? Radford	W, 4-1
4/14 ? Radford	W, 9-0
4/14 ? at Virginia Tech	L, 7-6
4/17 UNCW	W, 9-1
4/18 *North Carolina	W, 1-0
4/18 * North Carolina	L, 8-2
4/19 at UNCW	L, 2-0
4/19 at UNCW	W, 12-7
4/21 * at Florida State	L, 9-2
4/21 * at Florida State	L, 9-0

4/25 at Liberty	W, 7-0
4/25 at Liberty	W, 5-0
4/26 Elon	W, 8-3
4/26 Elon	W, 13-3
4/28 UMBC	W, 4-2
4/28 UMBC	W, 6-4
4/29 * at Maryland	L, 3-2
4/29 * at Maryland	L, 4-3
5/6 * Georgia Tech	W, 8-0
5/6 * Georgia Tech	L, 3-1
5/12 - Stony Brook	W, 1-0
5/12 - at Dartmouth	W, 3-0
5/13 - at Dartmouth	W, 6-5

@ - Triangle Classic, Raleigh, N.C.  
# - Pirate Classic, Greenville, N.C.  
% - Millennium Classic, Virginia Beach, Va.  
& - Pirate Invitational, Greenville, N.C.  
! - Coastal Classic, Conway, S.C.  
\$ - Winthrop Invitational, Rock Hill, S.C.  
^ - Buzz Classic, Atlanta, Ga.  
\* - SASA Game  
+ - UNC Round Robin Invitational, Chapel Hill, N.C.  
? - Virginia Tech Invitational, Blacksburg, Va.  
- - ECAC Championship, Hanover, N.H.

## 2002

### Record: 38-26, 10-15 (C-USA)

2/15 # Liberty	W, 2-0
2/15 # Robert Morris	L, 4-2
2/16 # Virginia Tech	W, 3-2
2/16 # Tennessee	L, 8-1
2/17 # Virginia	L, 1-0
2/22 ^ Delaware	W, 4-0
2/22 ^ UMBC	W, 2-0
2/23 ^ Fairfield	L, 5-0
2/23 ^ St. John's	L, 5-3
2/24 ^ UMBC	W, 9-2
2/24 ^ Fairfield	W, 4-1
3/1 & George Mason	W, 2-0
3/1 & Maine	W, 2-0
3/1 & Seton Hall	W, 3-0
3/2 & Delaware	W, 8-0
3/8 % Western Illinois	L, 2-1
3/8 % Rhode Island	W, 9-2
3/9 % Marist	W, 6-0
3/9 % Fordham	W, 8-0
3/10 % Akron	W, 1-0
3/10 % Western Illinois	L, 4-3
3/13 * at Louisville	L, 3-0
3/13 * at Louisville	W, 1-0
3/14 * at Louisville	W, 5-3
3/15 @ N.C. A&T	W, 13-4
3/15 @ Eastern Kentucky	L, 4-2
3/16 @ Charleston Southern	W, 7-2
3/16 @ Illinois	L, 10-1
3/20 at UNCW	W, 2-0
3/20 at UNCW	W, 8-3
3/23 * DePaul	L, 2-1
3/23 * DePaul	L, 7-0
3/24 * DePaul	W, 4-3
3/26 * UAB	L, 1-0

3/26 * UAB	W, 3-1
3/27 * UAB	L, 3-1
3/30 * at Saint Louis	W, 4-1
3/30 * at Saint Louis	W, 5-1
3/31 * at Saint Louis	W, 3-1
4/6 * at Houston	L, 1-0
4/6 * at Houston	W, 5-1
4/7 * at Houston	W, 12-2
4/10 UNCW	W, 8-0
4/10 UNCW	W, 5-1
4/13 * Southern Miss	L, 3-2
4/13 * Southern Miss	L, 5-0
4/14 * Southern Miss	L, 3-1
4/17 at Campbell	L, 9-0
4/17 at Campbell	W, 7-1
4/20 * at Charlotte	L, 8-0
4/20 * at Charlotte	L, 4-3
4/21 * at Charlotte	L, 2-1
4/24 UNC Greensboro	W, 2-0
4/24 UNC Greensboro	L, 5-4
4/25 at Liberty	W, 3-0
4/25 at Liberty	W, 5-3
4/29 at North Carolina	W, 3-0
4/29 at North Carolina	W, 4-1
5/1 at Elon	W, 6-0
5/1 at Elon	W, 2-0
5/5 * USF	W, 4-0
5/5 * USF	L, 4-3
5/9 \$ UAB	L, 2-1
5/9 \$ Louisville	L, 3-2

# - Triangle Classic, Raleigh, N.C.  
^ - ECU Pirate Classic, Greenville, N.C.  
& - Dixie Classic, Virginia Beach, Va.  
% - Pirate Invitational, Greenville, N.C.  
@ - Winthrop Invitational, Rock Hill, S.C.  
\* - Conference USA Game  
\$ - Conference USA Softball Tournament, Tampa, Fla.

## 2003

### Record: 24-31, 5-19 (C-USA)

2/12 North Carolina	L, 4-0
2/13 at North Carolina	W, 4-1
2/14 # Radford	W, 8-2
2/14 # Michigan State	L, 1-0
2/21 ^ Fordham	W, 6-3
2/21 ^ St. John's	W, 3-0
2/22 ^ Fairfield	W, 3-2
2/22 ^ Delaware	W, 7-0
2/23 ^ Fairfield	W, 4-2
2/26 at UNCW	W, 13-2
2/26 at UNCW	W, 4-0
3/1 * at USF	L, 3-2
3/1 * at USF	L, 1-0
3/2 * at USF	L, 10-2
3/4 - St. Francis (Pa.)	W, 10-8
3/4 at Coastal Carolina	L, 5-1
3/8 & Northern Illinois	L, 5-2
3/8 & Brown	W, 8-3
3/8 & Toledo	W, 4-2
3/9 & Jacksonville	L, 2-0
3/13 Elon	W, 2-0

3/13	Elon	W, 4-3
3/15	* Charlotte	L, 5-4
3/15	* Charlotte	L, 2-1
3/16	* Charlotte	W, 10-3
3/19	at UNC Greensboro	L, 8-6
3/19	at UNC Greensboro	L, 5-4
3/22	* Louisville	L, 3-0
3/22	* Louisville	L, 8-0
3/23	* Louisville	L, 2-0
3/25	Brown	W, 10-5
3/25	Brown	W, 10-5
3/29	! at North Carolina	L, 7-0
3/29	! Virginia	L, 5-2
4/2	at Virginia	L, 6-1
4/2	at Virginia	L, 6-5
4/5	* at UAB	L, 5-0
4/5	* at UAB	L, 2-0
4/6	* at UAB	L, 5-2
4/12	* at DePaul	L, 8-0
4/12	* at DePaul	L, 7-2
4/13	* at DePaul	L, 8-2
4/18	* Houston	W, 8-1
4/18	* Houston	L, 3-2
4/19	* Houston	L, 10-2
4/23	Liberty	W, 1-0
4/23	Liberty	W, 7-0
4/26	* at Southern Miss	L, 5-0
4/26	* at Southern Miss	L, 4-0
4/27	* at Southern Miss	L, 4-3
4/29	UNCW	W, 4-0
4/29	UNCW	L, 3-1
5/3	* Saint Louis	W, 2-1
5/3	* Saint Louis	W, 2-1
5/4	* Saint Louis	W, 3-2

# - Triangle Classic, Raleigh, N.C.

\* - ECU Pirate Classic, Greenville, N.C.

-- Game played in Conway, S.C.

& - Cougar Invitational, Charleston, S.C.

! - UNC Classic, Chapel Hill, N.C.

\* - Conference USA Game

## 2004

**Record: 47-24-1, 10-14 (C-USA)**

2/13	! Virginia	W, 6-2
2/13	! Liberty	W, 13-2
2/14	! Elon	T, 2-2
2/20	# Delaware	W, 10-0
2/20	# Fairfield	W, 4-3
2/21	# George Mason	W, 3-2
2/22	# Delaware	W, 6-4
2/22	# Fairfield	W, 5-2
2/27	\$ UMBC	W, 8-1
2/27	\$ Cornell	L, 2-1
2/28	\$ Fordham	W, 3-1
2/28	\$ Seton Hall	L, 4-0
2/29	\$ George Mason	W, 9-2
3/2	* at Houston	L, 2-1
3/2	* at Houston	L, 4-0
3/3	* at Houston	L, 9-0
3/5	% Rider	W, 5-3

3/5	% Liberty	W, 4-3
3/6	% Stony Brook	W, 7-4
3/6	% Ohio University	W, 5-2
3/7	% Rider	W, 5-3
3/7	% James Madison	W, 4-3
3/12	@ Bowling Green	W, 2-0
3/12	@ at Coll. of Charleston	W, 1-0
3/13	@ UAB	W, 4-0
3/13	@ Bowling Green	L, 3-2
3/14	@ at Coll. of Charleston	W, 3-2
3/14	@ Bowling Green	W, 1-0
3/14	@ UAB	W, 4-3
3/16	* UAB	W, 6-3
3/17	* UAB	W, 5-2
3/17	* UAB	W, 2-1
3/19	& at George Mason	W, 16-1
3/19	& UMBC	W, 14-2
3/20	& St. Francis (NY)	W, 21-0
3/20	& Marist	W, 5-0
3/21	& St. Francis (NY)	W, 9-1
3/21	& at George Mason	W, 6-3
3/23	UNCW	W, 4-0
3/23	UNCW	W, 8-7
3/27	* DePaul	L, 7-3
3/27	* DePaul	W, 5-0
3/27	* DePaul	L, 10-1
4/3	* at Louisville	L, 9-0
4/3	* at Louisville	L, 5-2
4/4	* at Louisville	L, 6-0
4/7	at UNCW	W, 9-2
4/7	at UNCW	W, 7-0
4/9	* USF	L, 6-3
4/9	* USF	W, 2-1
4/10	* USF	L, 11-3
4/17	at Liberty	L, 6-5
4/17	at Liberty	W, 17-11
4/18	at James Madison	W, 3-0
4/18	at James Madison	W, 1-0
4/21	at North Carolina	L, 1-0
4/21	at North Carolina	L, 11-4
4/24	* at Saint Louis	W, 1-0
4/25	* at Saint Louis	W, 14-5
4/25	* at Saint Louis	W, 5-2
5/1	* Southern Miss	L, 2-1
5/1	* Southern Miss	L, 11-2
5/2	* Southern Miss	L, 8-3
5/6	at Elon	L, 4-2
5/6	at Elon	L, 2-0
5/8	* at Charlotte	W, 7-2
5/8	* at Charlotte	L, 2-1
5/9	* at Charlotte	W, 9-0
5/13	* USF	L, 7-1
5/14	* Southern Miss	W, 6-0

5/15	* DePaul	L, 2-1
------	----------	--------

! - Triangle Classic, Raleigh, N.C.

# - Pirate Classic, Greenville, N.C.

\$ - Dixie Classic, Virginia Beach, Va.

% - Pirate Clash, Greenville, N.C.

@ - Cougar Invitational, Charleston, S.C.

\* - Conference USA Game

& - Patriot Classic, Fairfax, Va.

\* - Conference USA Tournament, Louisville, Ky.

## 2005

**Record: 55-19, 17-7 (C-USA)**

2/5	Campbell	W, 1-0
2/5	Campbell	W, 6-1
2/12	# Tennessee Tech	W, 4-0
2/12	# Charleston Southern	W, 10-2
2/13	# at Georgia State	W, 5-2
2/13	# at Georgia State	W, 1-0
2/18	\$ Radford	W, 10-3
2/18	\$ Towson	W, 2-1
2/19	\$ Fordham	L, 2-1
2/19	\$ Ohio	W, 9-0
2/19	\$ Army	W, 14-6
2/20	\$ Ohio	W, 12-0
2/20	\$ Radford	W, 3-2
2/20	\$ College of Charleston	L, 7-6
2/25	! Stony Brook	W, 6-5
2/25	! Coppin State	W, 13-1
2/26	! Fairfield	W, 9-1
2/26	! UMBC	W, 7-4
2/27	! at UNCW	W, 4-3
2/27	! Liberty	W, 12-0
3/4	& Elon	W, 5-0
3/4	& Binghamton	W, 8-1
3/5	& Marshall	W, 6-3
3/5	& Princeton	L, 3-0
3/6	& Binghamton	W, 8-1
3/6	& Marshall	L, 5-2
3/8	* Saint Louis	W, 7-0
3/9	* Saint Louis	L, 4-2
3/9	* Saint Louis	W, 7-5
3/11	* Akron	W, 2-1
3/11	* Charleston Southern	W, 6-5
3/12	* E. Tennessee State	W, 3-0
3/12	* Gardner-Webb	W, 5-4
3/13	* at Winthrop	W, 2-0
3/13	* College of Charleston	W, 5-4
3/15	* at UAB	L, 3-1
3/15	* at UAB	W, 8-3
3/16	* at UAB	W, 8-3
3/18	@ Rutgers	W, 16-8
3/18	@ at Virginia	L, 3-2
3/19	@ Bowling Green	L, 2-1
3/19	@ Toledo	W, 4-2
3/20	@ Bowling Green	W, 4-0
3/20	@ Toledo	W, 10-5
3/23	at UNCW	W, 2-1
3/23	at UNCW	W, 13-0
3/25	* Houston	W, 7-4
3/25	* Houston	W, 5-3
3/26	* Houston	W, 3-2

3/30	at N.C. State	L, 1-0
3/30	at N.C. State	L, 2-1
4/2	* at USF	W, 2-1
4/2	* at USF	L, 4-3
4/3	* at USF	W, 2-1
4/7	North Carolina	L, 3-0
4/9	+ UNCW	L, 11-2
4/9	+ at Longwood	W, 7-0
4/9	+ Radford	W, 3-0
4/10	+ UNCW	W, 3-2
4/10	+ Radford	W, 1-0
4/16	* Louisville	W, 6-2
4/16	* Louisville	W, 1-0
4/17	* Louisville	W, 4-1
4/23	* at DePaul	L, 13-3
4/23	* at DePaul	W, 1-0
4/24	* at DePaul	L, 3-2
4/30	* Charlotte	W, 5-2
4/30	* Charlotte	W, 4-3
5/1	* Charlotte	W, 2-0
5/7	* at Southern Miss	W, 2-0
5/7	* at Southern Miss	L, 8-3
5/8	* at Southern Miss	L, 12-4
5/12	% Southern Miss	L, 4-1
5/13	% USF	L, 1-0

# - GSU First Pitch Classic, Atlanta, Ga.

\$ - Pirate Classic, Greenville, N.C.

! - Seahawk Classic, Wilmington, N.C.

& - Pirate Clash, Greenville, N.C.

\* - Conference USA game

^ - Winthrop Invitational, Rock Hill, S.C.

@ - Hoo's Whoo Invitational, Charlottesville, Va.

+ - Longwood Invitational, Farmville, Va.

% - C-USA Tournament, Tampa, Fla.

## 2006

### Record: 40-24, 13-11 (C-USA)

2/10	& Bethune-Cookman	W, 7-0
2/10	& at Florida Atlantic	W, 1-0
2/11	& Purdue	W, 3-1
2/11	& Pittsburgh	W, 8-2
2/12	& South Carolina	W, 2-1
2/17	! Army	W, 7-0
2/17	! Seton Hall	W, 3-0
2/18	! Towson	W, 5-0
2/18	! Michigan State	L, 1-0
2/19	! Ohio	L, 8-7
2/24	# Marshall	W, 5-1
2/25	# Akron	L, 1-0
2/26	# Dayton	W, 1-0
2/26	# at College of Charleston	L, 5-4
3/03	\$ Delaware	L, 6-1
3/03	\$ Liberty	W, 5-0
3/04	\$ Binghamton	W, 15-0
3/04	\$ Fairfield	W, 2-1
3/05	\$ Longwood	W, 5-1
3/08	North Carolina	W, 2-1
3/11	* at Houston	W, 6-5
3/11	* at Houston	L, 8-3
3/12	* at Houston	L, 6-1
3/14	at Delaware	W, 6-2

3/14	at Delaware	L, 3-1
3/16	Sacred Heart	W, 6-0
3/16	Sacred Heart	W, 3-0
3/18	* UAB	L, 3-1
3/19	* UAB	L, 3-1
3/19	* UAB	L, 8-2
3/22	N.C. State	L, 2-0
3/22	N.C. State	L, 1-0
3/24	^ Coastal Carolina	W, 4-0
3/24	^ California	L, 5-4
3/25	^ Penn State	L, 2-1
3/25	^ Buffalo	W, 4-0
3/26	^ California	W, 8-3
3/26	^ Kent State	W, 1-0
4/01	* Marshall	W, 2-1
4/01	* Marshall	L, 2-0
4/02	* Marshall	L, 7-2
4/04	at Campbell	W, 4-0
4/04	at Campbell	W, 10-0
4/05	UNCW	W, 5-1
4/05	UNCW	W, 4-3
4/08	* at Tulsa	W, 3-2
4/08	* at Tulsa	L, 4-0
4/08	* at Tulsa	L, 7-6
4/12	at North Carolina	L, 3-1
4/14	* UTEP	W, 5-0
4/14	* UTEP	W, 2-1
4/15	* UTEP	W, 5-2
4/22	* at Memphis	W, 4-1
4/22	* at Memphis	L, 8-0
4/23	* at Memphis	L, 6-1
4/29	* Southern Miss	W, 4-3
4/29	* Southern Miss	W, 3-2
4/30	* Southern Miss	W, 4-3
5/06	* at UCF	W, 2-1
5/06	* at UCF	W, 8-6
5/07	* at UCF	W, 2-1
5/11	% UAB	W, 8-0
5/11	% at Tulsa	L, 4-3
5/12	% Houston	L, 7-0

& - Florida Atlantic Worth Invitational, Boca Raton, Fla.

! - Holiday Inn Express Pirate Classic, Greenville, N.C.

# - Cougar Classic, Charleston, S.C.

\$ - Hampton Inn Pirate Classic, Greenville, N.C.

\* - Conference USA Game

^ - State Farm Pirate Invitational, Greenville, N.C.

% - Conference USA Tournament, Tulsa, Okla.

## 2007

### Record: 40-20, 14-9 (C-USA)

2/09	! Ohio	W, 3-2
2/09	! Gardner-Webb	W, 8-0
2/10	! College of Charleston	W, 9-0
2/11	! Penn State	L, 4-2
2/16	# Michigan	L, 3-1
2/16	# Maryland	L, 9-1
2/17	# Long Island	W, 4-0
2/17	# at Florida Atlantic	W, 2-1
2/18	# St. John's	W, 11-0
2/23	\$ Towson	L, 1-0
2/23	\$ Appalachian State	W, 2-0

2/24	\$ St. John's	L, 4-3
2/24	\$ St. John's	W, 9-0
2/25	\$ Appalachian State	W, 8-1
2/28	North Carolina	L, 3-1
3/02	% Vermont	W, 8-0
3/02	% Delaware	W, 4-0
3/03	% Binghamton	W, 10-0
3/03	% James Madison	W, 7-1
3/04	% James Madison	W, 5-0
3/06	Virginia	W, 4-3
3/06	Virginia	W, 7-1
3/10	* UCF	W, 3-0
3/10	* UCF	W, 1-0
3/11	* UCF	W, 3-1
3/12	at Coastal Carolina	L, 4-3
3/13	at Coastal Carolina	W, 7-1
3/13	at Coastal Carolina	L, 7-6
3/19	Akron	W, 5-1
3/19	Akron	W, 5-1
3/22	UNC Greensboro	W, 2-1
3/22	UNC Greensboro	W, 3-0
3/24	* at Marshall	L, 5-4
3/24	* at Marshall	L, 3-2
3/25	* at Marshall	W, 5-0
3/28	at N.C. State	L, 12-2
3/28	at N.C. State	W, 9-8
3/31	* Tulsa	L, 3-1
3/31	* Tulsa	W, 3-0
4/01	* Tulsa	W, 3-2
4/06	* at UAB	L, 2-0
4/06	* at UAB	L, 5-2
4/07	* at UAB	W, 3-2
4/14	* Memphis	L, 8-3
4/14	* Memphis	W, 5-0
4/17	at UNCW	W, 9-1
4/17	at UNCW	W, 15-2
4/21	* at UTEP	W, 5-0
4/21	* at UTEP	L, 8-5
4/22	* at UTEP	W, 16-2
4/28	* Houston	L, 4-0
4/28	* Houston	W, 3-1
4/29	* Houston	L, 3-1
5/05	* at Southern Miss	W, 11-1
5/05	* at Southern Miss	W, 5-0
5/06	* at Southern Miss	W, 8-4
5/10	^ Memphis	W, 1-0
5/11	^ UCF	L, 3-1
5/12	^ UCF	W, 1-0
5/12	^ Houston	L, 1-0

! - Carolina Classic, Chapel Hill, N.C.

# - FAU Dunkin' Donuts Classic, Boca Raton, Fla.

\$ - Hampton Inn Pirate Classic, Greenville, N.C.

% - Holiday Inn Express Pirate Clash, Greenville, N.C.

\* - Conference USA Game

^ - Conference USA Tournament, Orlando, Fla.

## 2008

### Record: 37-30, 10-12 (C-USA)

2/08	! at North Carolina	L, 5-1
2/08	! N.C. Central	W, 13-0

2/09	! Kent State	W, 2-1
2/09	! George Washington	W, 6-1
2/10	! Kent State	W, 3-2
2/10	! at North Carolina	L, 5-2
2/15	# Boston College	W, 1-0
2/15	# Maine	W, 7-1
2/16	# Ohio	W, 6-2
2/16	# Maine	W, 3-2
2/17	# Boston College	W, 6-0
2/23	\$ Syracuse	W, 4-3
2/23	\$ Purdue	L, 3-2
2/24	\$ Penn State	L, 9-3
2/24	\$ Appalachian State	W, 8-2
2/29	^ Radford	W, 5-1
2/29	^ Liberty	W, 7-3
3/01	^ Fordham	L, 11-6
3/01	^ Delaware	W, 10-0
3/02	^ Towson	W, 8-3
3/02	^ Fordham	W, 6-2
3/08	* at UCF	W, 6-2
3/08	* at UCF	W, 2-1
3/09	* at UCF	L, 10-6
3/11	& North Florida	L, 6-3
3/11	& at Georgia	L, 2-0
3/12	& North Florida	W, 5-3
3/12	& at Georgia	L, 2-1
3/15	* Southern Miss	W, 3-2
3/15	* Southern Miss	W, 11-6
3/16	* Southern Miss	L, 7-6
3/21	+ BYU	L, 7-6
3/21	+ Princeton	W, 8-0
3/22	+ Princeton	W, 5-1
3/22	+ Wisconsin	L, 7-3
3/23	+ at Stanford	L, 9-0
3/29	* at Tulsa	L, 5-2
3/29	* at Tulsa	L, 8-4
3/30	* at Tulsa	W, 5-3
4/02	at North Carolina	L, 3-1
4/02	at North Carolina	W, 3-2
4/06	* Marshall	L, 6-3
4/06	* Marshall	L, 5-3
4/09	UNCW	W, 10-1
4/09	UNCW	W, 5-3
4/12	* at Houston	L, 16-0
4/12	* at Houston	L, 6-2
4/13	* at Houston	L, 7-0
4/16	at UNC Greensboro	W, 7-1
4/16	at UNC Greensboro	W, 2-1
4/19	* UTEP	W, 2-1
4/19	* UTEP	L, 3-1
4/20	* UTEP	L, 4-2
4/23	Campbell	L, 6-3
4/23	Campbell	L, 12-4
4/26	* at Memphis	W, 9-4
4/26	* at Memphis	W, 12-11
4/29	at Virginia Tech	L, 11-0
4/29	at Virginia Tech	W, 4-1
5/03	* UAB	W, 3-1
5/03	* UAB	L, 2-0

5/04	* UAB	W, 3-2
5/08	% Marshall	W, 7-2
5/09	% at Houston	L, 5-1
5/16	@ Louisiana-Lafayette	L, 2-1
5/17	@ Mississippi Valley State	W, 4-2
5/17	@ at LSU	L, 9-1
<i>! - Carolina Classic, Chapel Hill, N.C.</i>		
<i># - Pirate Invitational, Greenville, N.C.</i>		
<i>\$ - Pirate Classic, Greenville, N.C.</i>		
<i>^ - Pirate Clash, Greenville, N.C.</i>		
<i>* - Conference USA game</i>		
<i>&amp; - Bulldog Invitational, Athens, Ga.</i>		
<i>+ - Stanford Invitational II, Palo Alto, Calif.</i>		
<i>% - Conference USA Championship, Houston, Texas</i>		
<i>@ - NCAA Baton Rouge Regional, Baton Rouge, La.</i>		

## 2009

**Record: 40-15, 19-5 (C-USA)**

2/7	! Virginia	W, 9-1
2/7	! Middle Tennessee	W, 3-1
2/8	! Middle Tennessee	W, 3-2
2/8	! Virginia	L, 12-1
2/13	# Wisconsin	W, 2-1
2/14	# Notre Dame	L, 2-1
2/14	# Wisconsin	L, 3-1
2/15	# at Alabama	L, 8-0
2/21	\$ Michigan	L, 1-0
2/21	\$ at Florida State	W, 2-1
2/22	\$ Indiana	W, 8-3
2/22	\$ UC Riverside	W, 3-0
2/27	% Towson	W, 9-2
2/27	% Fordham	W, 2-1
3/7	* Houston	W, 6-2
3/7	* Houston	L, 3-1
3/8	* Houston	W, 5-2
3/10	^ Georgetown	W, 9-0
3/10	^ Toledo	W, 9-1
3/11	^ Toledo	W, 9-0
3/11	^ Georgetown	L, 3-1
3/14	* at Southern Miss	W, 2-1
3/14	* at Southern Miss	L, 6-3
3/15	* at Southern Miss	L, 3-1
3/18	at N.C. State	W, 5-0
3/21	* at UAB	W, 3-1
3/21	* at UAB	W, 3-1
3/22	* at UAB	W, 2-1
3/25	at UNCW	W, 6-1
3/25	at UNCW	W, 4-0
3/28	* UCF	W, 3-0
3/28	* UCF	W, 3-0
3/29	* UCF	W, 5-0
4/4	* Tulsa	W, 3-1
4/4	* Tulsa	W, 2-1
4/5	* Tulsa	L, 2-1
4/8	North Carolina	L, 2-1
4/10	* at UTEP	W, 2-0
4/10	* at UTEP	W, 7-1
4/11	* at UTEP	W, 8-0
4/15	N.C. State	W, 3-1
4/16	at Elon	W, 7-5
4/18	* Memphis	W, 2-0

4/18	* Memphis	W, 2-1
4/19	* Memphis	W, 6-1
4/21	at North Carolina	L, 1-0
4/22	UNC Greensboro	W, 4-3
4/22	UNC Greensboro	W, 9-0
4/25	* at Marshall	L, 2-1
4/25	* at Marshall	W, 8-3
4/26	* at Marshall	W, 3-1
5/2	Campbell	W, 5-2
5/2	Virginia Tech	L, 6-0
5/3	Virginia Tech	W, 4-0
5/7	& UTEP	L, 4-3

*! - ECU Invitational, Greenville, N.C.*

*# - Bama Bash, Tuscaloosa, Ala.*

*\$ - Seminole Classic, Tallahassee, Fla.*

*% - Pirate Classic, Greenville, N.C.*

*\* - Conference USA game*

*^ - Pirate Clash, Greenville, N.C.*

*& - Conference USA Championship, El Paso, Texas*

## 2010

**Record: 44-18, 16-5 (C-USA)**

2/13	% Florida	L, 4-3
2/13	% at USF	W, 5-1
2/14	% Georgia Tech	L, 3-0
2/14	% Long Island	L, 2-1
2/19	\$ Marshall	L, 8-7
2/19	\$ Campbell	W, 7-2
2/20	\$ at Florida	L, 4-3
2/20	\$ Kansas	L, 3-1
2/21	\$ at Florida	L, 1-0
2/26	^ Delaware	W, 15-1
2/27	^ Towson	W, 2-0
2/27	^ Morehead State	W, 6-3
2/28	^ Penn State	W, 2-0
3/5	& Washington	L, 6-0
3/6	& Seattle	W, 9-0
3/6	& at Hawai'i	L, 10-0
3/7	& at Hawai'i	L, 6-4
3/7	& Seattle	W, 2-0
3/10	at Fresno State	L, 1-0
3/10	at Fresno State	W, 3-2
3/13	# Cal State Fullerton	W, 2-0
3/13	# UC Davis	W, 4-0
3/24	at N.C. Central	W, 10-0
3/24	at N.C. Central	W, 17-0
3/27	* Marshall	W, 4-3
3/27	* Marshall	L, 10-6
3/28	* Marshall	W, 10-0
3/30	at UNC Greensboro	W, 4-1
3/30	at UNC Greensboro	W, 6-3
4/2	* at UCF	W, 2-0
4/2	* at UCF	W, 2-0
4/3	* at UCF	W, 6-0
4/7	at Hampton	W, 9-0
4/7	at Hampton	W, 12-0
4/10	* UAB	L, 2-0
4/10	* UAB	L, 5-0
4/11	* UAB	W, 2-0
4/14	at N.C. State	W, 1-0
4/14	at N.C. State	W, 7-0

4/17	* UTEP	W, 1-0
4/17	* UTEP	W, 4-1
4/18	* UTEP	W, 1-0
4/20	UNCW	W, 3-0
4/20	UNCW	W, 7-1
4/24	* at Houston	W, 1-0
4/24	* at Houston	L, 4-3
4/25	* at Houston	L, 4-2
5/1	* Southern Miss	W, 4-0
5/1	* Southern Miss	W, 1-0
5/2	* Southern Miss	W, 5-0
5/6	Elon	W, 1-0
5/6	Elon	W, 8-0
5/8	* at Memphis	W, 3-0
5/8	* at Memphis	W, 8-0
5/9	* at Memphis	W, 1-0
5/13	! Southern Miss	W, 8-0
5/14	! at Houston	W, 4-0
5/15	! UCF	W, 3-1
5/20	+ BYU	L, 1-0
5/21	+ Iona	W, 3-0
5/21	+ at Texas	W, 1-0
5/22	+ BYU	L, 8-3

% - USF Wilson-DeMarini Tournament, Tampa, Fla.

\$ - Lipton Invitational, Gainesville, Fla.

^ - Pirate Classic, Greenville, N.C.

& - Bank of Hawaii's Invitational Tournament, Honolulu, Hawaii

# - Cal Round Robin, Berkeley, Calif.

\* - Conference USA game

! - Conference USA Tournament, Houston, Texas

+ - NCAA Austin Regional, Austin, Texas

## 2011

**Record: 41-22, 14-10 (C-USA)**

2/11	% Lipscomb	W, 1-0
2/11	% Illinois State	L, 8-0
2/12	% Iowa	W, 1-0
2/12	% at Georgia	L, 1-0
2/13	% Maryland	L, 3-1
2/16	UNCW	W, 8-0
2/18	\$ Virginia	W, 3-0
2/18	\$ St. John's	L, 6-5
2/19	\$ Hofstra	W, 5-0
2/19	\$ Kent State	W, 3-1
2/20	\$ St. John's	W, 8-0
2/21	Hofstra	W, 5-4
2/25	^ Towson	W, 6-5
2/26	^ Fairfield	W, 9-0
2/26	^ Lehigh	W, 8-0
2/27	^ Campbell	W, 6-0
3/4	& New Mexico State	W, 8-5
3/4	& at Arizona State	L, 11-0
3/5	& Creighton	W, 2-0
3/5	& Northern Iowa	W, 4-1
3/6	& Northern Colorado	W, 11-3
3/9	at Maryland	W, 3-2
3/9	at Maryland	L, 4-2
3/10	Maine	W, 2-0
3/12	* Memphis	W, 4-1
3/12	* Memphis	L, 2-1

3/13	* Memphis	L, 1-0
3/15	Charleston Southern	W, 4-0
3/15	Charleston Southern	W, 3-0
3/19	* at Marshall	W, 10-1
3/19	* at Marshall	W, 3-2
3/20	* at Marshall	L, 5-2
3/26	* Tulsa	W, 1-0
3/26	* Tulsa	L, 5-3
3/27	* Tulsa	W, 10-1
4/2	* at Southern Miss	W, 6-0
4/2	* at Southern Miss	W, 5-1
4/3	* at Southern Miss	W, 8-1
4/6	at UNCW	L, 2-1
4/9	* UCF	L, 1-0
4/9	* UCF	L, 3-2
4/10	* UCF	W, 1-0
4/13	N.C. State	L, 2-1
4/13	N.C. State	L, 5-4
4/16	* at UAB	W, 3-2
4/16	* at UAB	L, 2-0
4/17	* at UAB	W, 6-2
4/22	* at UTEP	W, 1-0
4/22	* at UTEP	W, 6-0
4/23	* at UTEP	W, 6-2
4/30	* Houston	L, 1-0
4/30	* Houston	L, 8-0
5/1	* Houston	L, 5-3
5/7	at Longwood	W, 10-1
5/7	= UMBC	W, 4-0
5/8	at Longwood	L, 3-0
5/12	# Memphis	W, 5-1
5/13	# Houston	W, 1-0
5/14	# Tulsa	W, 4-1
5/20	! at Maryland	W, 5-1
5/21	! Baylor	L, 2-0
5/21	! at Maryland	W, 2-0
5/22	! Baylor	L, 1-0

% - Red & Black Showcase, Athens, Ga.

\$ - Pirate Classic, Greenville, N.C.

^ - Pirate Clash, Greenville, N.C.

& - Wilson/DeMarini Invitational, Tempe, Ariz.

\* - Conference USA game

= - Game played in Longwood, Va.

# - Conference USA Championship, Greenville, N.C.

! - NCAA College Park Regional, College Park, Md.

## 2012

**Record: 25-28, 11-12 (C-USA)**

2/10	% Virginia	L, 1-3
2/10	% Canisius	W, 12-4
2/11	% Canisius	W, 6-2
2/11	% Drexel	W, 9-7
2/17	\$ Louisville	L, 5-0
2/17	\$ UNC Greensboro	W, 2-1
2/18	\$ Fordham	L, 1-5
2/20	Hofstra	W, 4-3
2/24	^ SIU Edwardsville	W, 6-5
2/24	^ at Alabama	L, 4-2
2/25	^ SIU Edwardsville	W, 3-1
2/25	^ at Alabama	L, 9-4
2/26	^ North Dakota State	L, 9-8

3/3	& California	L, 11-3
3/3	& Northwestern	L, 4-2
3/4	& Indiana	L, 5-4
3/4	& Stanford	L, 3-1
3/6	at Cal State Fullerton	W, 10-0
3/9	! Pacific	L, 6-3
3/9	! at Arizona State	L, 9-1
3/10	! Creighton	W, 12-1
3/10	! New Mexico State	L, 14-5
3/11	! Valparaiso	W, 5-3
3/13	at North Carolina	L, 4-2
3/17	* at Tulsa	L, 5-2
3/17	* at Tulsa	L, 13-4
3/18	* at Tulsa	L, 7-6
3/24	* UTEP	W, 12-4
3/24	* UTEP	W, 11-10
3/25	* UTEP	W, 5-1
3/28	at UNCW	W, 10-2
3/28	at UNCW	W, 7-1
3/31	* at UCF	L, 8-2
3/31	* at UCF	L, 2-0
4/1	* at UCF	L, 4-3
4/4	at N.C. State	L, 9-3
4/6	* UAB	L, 1-0
4/6	* UAB	L, 5-3
4/7	* UAB	W, 4-2
4/14	* at Houston	L, 13-5
4/14	* at Houston	L, 6-2
4/15	* at Houston	W, 7-6
4/18	Longwood	W, 5-0
4/18	Longwood	W, 5-2
4/21	* Southern Miss	W, 2-1
4/21	* Southern Miss	W, 3-1
4/28	* Marshall	L, 8-0
4/28	* Marshall	W, 3-2
4/29	* Marshall	W, 3-0
5/5	* at Memphis	W, 5-4
5/5	* at Memphis	W, 4-3
5/6	* at Memphis	L, 5-3
5/10	# Marshall	L, 8-1

% = Pirate Classic, Greenville, N.C.

\$ = Pirate Clash, Greenville, N.C.

^ = Easton Bama Bash, Tuscaloosa, Ala.

& = DeMarini Invitational, Fullerton, Calif.

! = Diamond Devil Invitational, Tempe, Ariz.

\* = Conference USA game

# = Conference USA Championship, Birmingham, Ala.

## 2013

**Record: 21-31, 11-12 (C-USA)**

2/8	% Cleveland State	W, 5-2
2/8	% Ohio	L, 4-3
2/9	% Rider	W, 8-0
2/9	% Ohio	L, 8-1
2/10	% Towson	W, 10-2
2/15	\$ St. John's	L, 9-5
2/15	\$ Georgetown	W, 3-1
2/16	\$ St. John's	W, 1-0
2/22	^ Liberty	W, 12-1
2/22	^ Fairfield	L, 14-10
2/23	^ Notre Dame	L, 9-1

2/24	^ Notre Dame	L, 6-5
2/24	^ Liberty	L, 5-4
2/27	at Elon	L, 6-3
3/1	& Binghamton	W, 3-2
3/1	& North Carolina	L, 5-4
3/2	& Baylor	L, 5-2
3/2	& at Arizona State	L, 13-0
3/3	& North Dakota	W, 6-0
3/8	! Tokyo PE (Exh.)	W, 6-5
3/8	! Portland State	L, 9-0
3/9	! at Hawai'i	L, 8-0
3/12	! Syracuse	L, 3-0
3/13	! at Hawai'i	L, 4-0
3/16	* at UAB	W, 4-2
3/16	* at UAB	L, 7-4
3/17	* at UAB	L, 2-1
3/23	* Houston	L, 7-2
3/23	* Houston	L, 2-0
3/24	* Houston	L, 14-3
3/27	NC State	W, 5-2
3/27	NC State	L, 5-3
3/29	* at UTEP	W, 9-4
3/29	* at UTEP	W, 9-0
3/30	* at UTEP	W, 8-0
4/3	UNCW	W, 3-2
4/3	UNCW	L, 5-3
4/6	* Tulsa	L, 8-0
4/6	* Tulsa	L, 3-1
4/7	* Tulsa	W, 6-4
4/13	* at Marshall	W, 11-1
4/13	* at Marshall	W, 17-6
4/14	* at Marshall	W, 10-4
4/17	North Carolina	L, 8-0
4/20	* Memphis	W, 2-1
4/20	* Memphis	W, 4-2
4/21	* Memphis	W, 4-3
4/27	* at Southern Miss	L, 1-0
4/27	* at Southern Miss	L, 4-2
5/4	* UCF	L, 3-1
5/4	* UCF	L, 3-0
5/5	* UCF	L, 6-1
5/9	# Marshall	L, 5-4

% = Pirate Classic, Greenville, N.C.

\$ = Pirate Clash, Greenville, N.C.

^ = Pirate Invitational, Greenville, N.C.

& = Wilson/DeMarini Invitational, Tempe, Ariz.

! = Malihini Kipa Aloha Tournament Honolulu, Hawai'i

# = C-USA Tournament, Tulsa, Okla.

## 2014

**Record: 28-20, 14-10 (C-USA)**

2/7	\$ Grand Canyon	W, 8-4
2/7	\$ BYU	L, 13-5
2/8	\$ Utah State	L, 12-3
2/8	\$ Southern Utah	W, 6-3
2/9	\$ Nevada	L, 0-10
2/15	! Delaware State	W, 6-3
2/16	! Seton Hall	W, 11-6
2/16	! Drexel	W, 14-1
2/21	& Albany	W, 7-6

2/21	& South Alabama	L, 6-1
2/23	& Delaware	W, 9-1
2/23	& Fairfield	W, 5-4
3/1	Tennessee Tech	W, 7-1
3/1	Tennessee Tech	W, 4-3
3/2	Tennessee Tech	W, 4-0
3/8	* UAB	W, 2-1
3/8	* UAB	L, 5-4
3/9	* UAB	W, 7-1
3/11	Eastern Illinois	L, 12-3
3/11	Eastern Illinois	L, 7-6
3/15	* at Charlotte	W, 4-3
3/15	* at Charlotte	W, 11-6
3/15	* at Charlotte	L, 2-0
3/21	* Marshall	L, 9-1
3/21	* Marshall	L, 7-1
3/22	* Marshall	W, 9-1
3/26	at North Carolina	L, 7-1
3/29	* at Florida International	L, 11-9
3/29	* at Florida International	L, 2-0
3/30	* at Florida International	W, 12-2
4/5	* Southern Miss	W, 8-0
4/5	* Southern Miss	W, 5-1
4/6	* Southern Miss	W, 12-1
4/9	at NC State	L, 7-2
4/9	at NC State	L, 5-4
4/12	* at Tulsa	L, 11-9
4/12	* at Tulsa	W, 10-2
4/13	* at Tulsa	L, 8-3
4/18	Elon	W, 4-2
4/18	Elon	W, 6-0
4/26	* at Louisiana Tech	L, 6-2
4/26	* at Louisiana Tech	W, 7-0
4/27	* at Louisiana Tech	W, 1-0
5/3	* UTEP	W, 6-3
5/3	* UTEP	W, 2-1
5/4	* UTEP	L, 4-1
5/8	@ Florida International	W, 4-1
5/9	@ Marshall	L, 8-7

\$ = Red Desert Classic, St. George, Utah

! = Pirate Snow Classic, Greenville, N.C.

& = Diamond 9 Citrus Classic, Kissimmee, Fla.

\* = Conference USA game

@ = C-USA Tournament, Boca Raton, Fla.

## 2015

**Record: 16-37, 7-11 (AAC)**

2/6	! Oakland	W, 7-3
2/6	! Delaware State	W, 10-0 (5)
2/7	! South Carolina	L, 11-2
2/7	! Longwood	W, 4-3 (8)
2/8	! Oakland	W, 9-1 (5)
2/8	! South Carolina	W, 1-0
2/12	# Marshall	L, 5-4 (9)
2/13	# Bucknell	L, 16-2 (5)
2/14	# East Tennessee State	L, 9-8
2/21	\$ Seton Hall	W, 4-0
2/21	\$ Virginia Tech	L, 6-1
2/22	\$ Seton Hall	L, 10-8
2/22	\$ Virginia Tech	L, 4-3

2/27	% Central Arkansas	L, 2-1
2/27	% Maine	L, 11-7
3/1	% Illinois	L, 7-6
3/1	% Georgia State	L, 4-3
3/5	& Oregon State	L, 2-1 (8)
3/6	& Utah	W, 4-0
3/7	& Longwood	L, 3-0
3/7	& Oregon State	L, 8-5
3/8	& at Hawai'i	L, 11-3 (6)
3/10	& at Hawai'i	L, 5-0
3/14	^ Iowa	L, 5-1
3/14	^ at Oklahoma	L, 11-0 (5)
3/15	^ Iowa	W, 3-2 (8)
3/15	^ at Oklahoma	L, 23-1 (5)
3/18	at Elon	L, 10-4
3/21	* UCF	L, 2-0
3/21	* UCF	L, 8-0
3/22	* UCF	L, 3-0
3/25	at UNCW	L, 2-0
3/25	at UNCW	L, 5-1
3/28	* at Memphis	L, 5-4 (12)
3/28	* at Memphis	W, 8-1
3/29	* at Memphis	W, 3-1 (8)
4/3	* at Houston	L, 8-7
4/3	* at Houston	L, 2-1 (8)
4/4	* at Houston	W, 4-3
4/8	NC State	L, 6-1
4/11	* Tulsa	L, 5-0
4/11	* Tulsa	L, 4-1
4/12	* Tulsa	L, 8-0
4/15	James Madison	L, 6-1
4/15	James Madison	L, 13-0
4/18	* at USF	L, 3-2
4/18	* at USF	W, 10-1 (5)
4/19	* at USF	W, 7-3
4/23	North Carolina	W, 4-3
4/25	* UConn	L, 3-1
4/25	* UConn	W, 15-3 (5)
4/26	* UConn	W, 12-0 (5)
5/7	+ USF	L, 5-0

! = Pirate Classic, Greenville, N.C.

# = Pirate Clash, Greenville, N.C.

\$ = Pirate Invitational, Greenville, N.C.

% = Under Armour Invitational, Clearwater, Fla.

& = Hawai'i Spring Fling, Honolulu, Hawai'i

^ = Oklahoma Classic, Norman, Okla.

\* = American Athletic Conference game

+ = AAC Tournament, Orlando, Fla.

# Conference USA Champs and NCAA Regional History

## 2010 Conference USA Tournament Houston, Texas Cougar Softball Stadium

### QUARTERFINALS


- (1) East Carolina vs. (8) Southern Miss  
W, 8-0 (5)

### SEMIFINALS

- (1) East Carolina vs. (5) Houston  
W, 4-0

### CHAMPIONSHIP

- (1) East Carolina vs. (3) UCF  
W, 3-1



## 2011 Conference USA Tournament Greenville, N.C. ECU Softball Stadium

### QUARTERFINALS

- (5) East Carolina vs. (4) Memphis  
W, 5-1

### SEMIFINALS

- (5) East Carolina vs. (1) Houston  
W, 1-0

### CHAMPIONSHIP

- (5) East Carolina vs. (2) Tulsa  
W, 4-1



## 1999 NCAA Tuscon Regional Tuscon, Ariz. Hillenbrand Stadium

- (1) Arizona 9, (6) East Carolina 1 (5 innings)  
(5) Southeast Missouri 2, (6) East Carolina 1

## 2008 NCAA Baton Rouge Regional Baton Rouge, La. Tiger Park

- (2) Louisiana Lafayette 2, (3) East Carolina 1  
(3) East Carolina 4, (4) Mississippi Valley State 2  
(1) LSU 9, (3) East Carolina 1 (5 innings)

## 2010 NCAA Austin Regional Austin, Texas McCombs Field

- (2) BYU 1, (3) East Carolina 0  
(3) East Carolina 3, (4) Iona 0  
(3) East Carolina 1, (1) Texas 0  
(2) BYU 8, (3) East Carolina 3

## 2011 NCAA College Park Regional College Park, Md. Robert E. Taylor Stadium

- (3) East Carolina 5, (2) Maryland 1  
(1) Baylor 2, (3) East Carolina 0  
(3) East Carolina 2, (2) Maryland 0  
(1) Baylor 1, (3) East Carolina 0

# Record Book

NATIONAL COLLEGIATE  
ATHLETIC ASSOCIATION



NCAA

SOFTBALL

DIVISION I

STATISTICAL CHAMPION

2010

.980 FIELDING PERCENTAGE

---

EAST CAROLINA UNIVERSITY

# Single Season Batting Records

## Batting Average (min. of 75 at bats)

Rk.	Player	Year	Avg.
1.	Isonette Polonius	1998	.476
2.	Michelle Ward	1993	.450
3.	Laura Crowder	1992	.438
4.	Isonette Polonius	1999	.425
	Wendy Tonker	1989	.425
6.	Michelle Ward	1994	.417
7.	Ameka McDougald	2000	.416
8.	Kate Manuse	2005	.395
	Angela Manzo	2001	.395
10.	Laura Crowder	1991	.391

## Runs

Rk.	Player	Year	Runs
1.	Keisha Shepperson	2000	79
2.	Ameka McDougald	2000	70
	Isonette Polonius	1999	70
4.	Keisha Shepperson	2001	68
5.	Laura Crowder	1992	67
6.	Isonette Polonius	1998	61
	Tonya Oxendine	1997	61
8.	Keisha Shepperson	1999	60
9.	Michelle Ward	1993	57
10.	Keisha Shepperson	1998	56

## Hits

Rk.	Player	Year	Hits
1.	Ameka McDougald	2000	102
2.	Keisha Shepperson	2000	97
3.	Angela Manzo	2001	90
4.	Isonette Polonius	1998	88
5.	Angela Manzo	2002	85
	Keisha Shepperson	2001	85
7.	Isonette Polonius	1999	82
8.	Eva Herron	2000	81
9.	Rhonda Rost	1997	78
	Laura Crowder	1992	78

## Runs Batted In

Rk.	Player	Year	RBI
1.	Isonette Polonius	1999	73
2.	Isonette Polonius	1998	62
3.	Kate Manuse	2005	59
4.	Kate Manuse	2004	55
5.	Angela Manzo	2000	54
6.	Jessica Johnson	2007	53
7.	Angela Manzo	2001	51
	Eva Herron	2000	51
9.	Isonette Polonius	1997	50
10.	Keisha Shepperson	2000	49

## Doubles

Rk.	Player	Year	2B
1.	Kate Manuse	2004	26
2.	Angela Manzo	2001	22
3.	Kate Manuse	2005	21

	Angela Manzo	2002	21
	Keisha Shepperson	1998	21
6.	Ameka McDougald	2000	20
	Keisha Shepperson	2000	20
8.	Keisha Shepperson	2001	19
	Hillary Halpern	2000	19
	Isonette Polonius	1998	19

## Triples

Rk.	Player	Year	3B
1.	Charina Sumner	2007	9
2.	Lacassa Hill	2004	8
	Rhonda Rost	1995	8
	Mickey Ford	1989	8
	Mickey Ford	1988	8
6.	Lisa Corprew	1993	7
	Chris Byrne	1990	7
	Jeannie Murray	1988	7
9.	Seven tied at		6

## Home Runs

Rk.	Player	Year	HR
1.	Isonette Polonius	1999	18

2.	Jessica Johnson	2007	17
3.	Isonette Polonius	1998	15
4.	Kate Manuse	2005	14
5.	Marina Gusman-Brown	2010	13
6.	Mandi Nichols	2005	12
7.	Stacey Andrews	2008	11
	Jordan Lewis	2014	11
9.	Beth Bridger	2000	10
	Hillary Halpern	2000	10

## Base On Balls

Rk.	Player	Year	BB
1.	Kate Manuse	2005	55
2.	Christine Sheridan	2004	47
3.	Kristi Oshiro	2011	40
	Christine Sheridan	2003	40
5.	Isonette Polonius	1999	39
6.	Keisha Shepperson	2001	36
	Hillary Halpern	2000	36
8.	Kate Manuse	2004	35
	Keisha Shepperson	2000	35
10.	Marnie Ousler	1999	34
	<b>Mary-Sloan Bradford</b>	<b>2015</b>	<b>34</b>



# Single Season Pitching Records

## Earned Run Average

Rk.	Player	Year	ERA
1.	Robin Graves	1985	0.63
2.	Nicole Bacon	2002	0.96
	Stacey Boyette	1985	0.96
4.	Robin Graves	1986	0.98
5.	Denise Reagan	1999	1.02
6.	Toni Paisley	2011	1.03
7.	Toni Paisley	2010	1.09
8.	Jill Rowlands	1994	1.20
9.	Toni Paisley	2009	1.22
10.	Pam Young	1985	1.23

## Wins

Rk.	Player	Year	W
1.	Jenny Parsons	1992	38
2.	Denise Reagan	1999	36
3.	Toni Paisley	2011	32
	Jenny Parsons	1993	32
5.	Toni Paisley	2010	31
6.	Toni Paisley	2009	30
7.	Keli Harrell	2005	29
8.	Laurie Davidson	2001	28
9.	Jami Bendle	1997	27
10.	Keli Harrell	2006	26
	Denise Reagan	2000	26

## Winning Percentage (min. of 10 decisions)

Rk.	Player	Year	W	L	Pct.
1.	Brently Bridgeforth	2005	13	2	.867
2.	Hillary Halpern	2000	14	3	.824
3.	Toni Paisley	2007	21	5	.808
4.	Lisa Paganini	2000	8	2	.800
	Jenny Parsons	1990	12	3	.800
6.	Denise Reagan	1999	36	10	.783
7.	Toni Paisley	2009	30	9	.769
8.	Stephanie Hayes	2005	13	4	.765
9.	Denise Reagan	2000	26	8	.764
10.	Tracie Podratsky	1996	16	5	.762
	Pam Young	1985	16	5	.762

## Appearances

Rk.	Player	Year	App.
1.	Brooke Swann	2008	54
2.	Denise Reagan	1999	53
	Jenny Parsons	1992	53
4.	Jenny Parsons	1993	52
5.	Keli Harrell	2005	51
6.	Laurie Davidson	2001	50
7.	Toni Paisley	2011	49
8.	Toni Paisley	2010	48
9.	Denise Reagan	2000	46
10.	Toni Paisley	2009	45

## Games Started

Rk.	Player	Year	GS
1.	Jenny Parsons	1993	52
2.	Jenny Parsons	1992	51

3.	Toni Paisley	2011	42
	Brooke Swann	2008	42
5.	Denise Reagan	1999	40
6.	Toni Paisley	2010	39
7.	Keli Harrell	2005	37
	Jami Bendle	1997	37
9.	Toni Paisley	2009	36
	Laurie Davidson	2001	36

## Complete Games

Rk.	Player	Year	CG
1.	Jenny Parsons	1993	43
2.	Toni Paisley	2011	41
3.	Jenny Parsons	1992	39
4.	Denise Reagan	1999	38
5.	Laurie Davidson	2001	36
6.	Keli Harrell	2005	35
7.	Toni Paisley	2010	34
	Toni Paisley	2009	34
9.	Jami Bendle	1997	32
10.	Brooke Swann	2008	30

## Saves

Rk.	Player	Year	Sv.
1.	Keli Harrell	2005	7
2.	Denise Reagan	2000	6
	Pam Young	1985	6
4.	Maggie Lingo	2004	4
	Jami Bendle	1996	4
6.	Toni Paisley	2011	3
	Toni Paisley	2009	3


Brooke Swann	2008	3
Keli Harrell	2006	3
Stephanie Hayes	2005	3
Keli Harrell	2004	3
Denise Reagan	1999	3

## Strikeouts

Rk.	Player	Year	SO
1.	Toni Paisley	2011	396
2.	Toni Paisley	2010	356
3.	Keli Harrell	2005	338
4.	Toni Paisley	2009	297
5.	Laurie Davidson	2001	273
6.	Keli Harrell	2006	255
7.	Nicole Bacon	2002	248
8.	Toni Paisley	2007	211
9.	Keli Harrell	2007	194
10.	Denise Reagan	1999	193

## Innings Pitched

Rk.	Player	Year	IP
1.	Jenny Parsons	1992	329.0
2.	Jenny Parsons	1993	320.2
3.	Toni Paisley	2011	313.1
4.	Denise Reagan	1999	301.0
5.	Brooke Swann	2008	288.2
6.	Keli Harrell	2005	282.0
7.	Toni Paisley	2010	277.0
8.	Laurie Davidson	2001	276.0
9.	Toni Paisley	2009	270.2
10.	Keli Harrell	2006	255.2



# Career Batting Records

## Batting Average (min. of 250 at bats)

1. Isonette Polonius	.415	1997-99
2. Ameka McDougald	.398	1999-2000
3. Michelle Ward	.383	1991-94
Laura Crowder	.383	1989-92
5. Keisha Shepperson	.358	1998-2001
6. Angela Manzo	.357	1999-2002
7. Joey Clark	.336	1995-96
8. Kate Manuse	.334	2002-05
9. Eva Herron	.315	1999-2002
10. Kristi Oshiro	.311	2011-14

## Runs Scored

1. Keisha Shepperson	263	1998-2001
2. Isonette Polonius	182	1997-99
3. Michelle Ward	164	1991-94
4. Laura Crowder	154	1989-92
5. Tonya Oxendine	151	1994-97
6. Kristi Oshiro	147	2011-14
7. Charina Sumner	141	2007-10
8. Angela Manzo	127	1999-2002
9. Ameka McDougald	125	1999-2000
10. Eva Herron	126	1999-2002

## Hits

1. Keisha Shepperson	316	1998-2000
2. Angela Manzo	308	1999-2002
3. Isonette Polonius	241	1997-99
4. Eva Herron	239	1999-2002
5. Charina Sumner	234	2007-10
6. Krista Jessup	230	2003-06
7. Michelle Ward	229	1991-94
8. Kate Manuse	224	2002-05
9. Kristi Oshiro	195	2011-14
10. Jessica Johnson	191	2006-09

## Runs Batted In

1. Isonette Polonius	185	1997-99
2. Angela Manzo	161	1999-2002
3. Kate Manuse	159	2002-05
4. Keisha Shepperson	155	1998-2001
5. Jessica Johnson	151	2006-09
6. Eva Herron	135	1999-2002
7. Krista Jessup	120	2003-06
8. Jordan Lewis	119	2011-14
9. Rhonda Rost	114	1994-97
10. Sharolyn Strickland	110	1994-97

## Doubles

1. Keisha Shepperson	75	1998-2001
2. Angela Manzo	67	1999-2002
3. Kate Manuse	64	2002-05
4. Isonette Polonius	42	1997-99
5. Vanessa Moreno	39	2006-10
Jessica Johnson	39	2006-09
7. Krista Jessup	36	2003-06
8. Kristi Oshiro	34	2011-14
9. Beth Bridger	33	1999-2002
10. Eva Herron	32	1999-2002

## Triples

1. Mickey Ford	25	1986-89
2. Lisa Corprew	19	1991-94
Jeannie Murray	19	1985-88
4. Charina Sumner	17	2007-10
5. Rhonda Rost	16	1994-97
6. Tonya Oxendine	14	1994-97
7. Chris Byrne	12	1987-90
8. Kristi Oshiro	11	2011-14
Laura Crowder	11	1989-92
Michelle Ward	11	1991-94

## Home Runs

1. Isonette Polonius	42	1997-99
2. Jessica Johnson	33	2006-09
3. Kate Manuse	29	2002-05
4. Keisha Shepperson	26	1998-2001
5. Jordan Lewis	25	2011-14
6. Beth Bridger	21	1999-2002
7. Alex Fieldhouse	20	2011-14
Mandi Nichols	20	2002-05
9. Vanessa Moreno	18	2006-10

**Casey Alcorn** 18 2013-pr.

## Walks Drawn

1. Kate Manuse	136	2002-05
2. Keisha Shepperson	124	1998-2001
3. Kristi Oshiro	112	2011-14
4. Jessica Johnson	104	2006-09
5. Isonette Polonius	96	1997-99
6. Erin St. Ledger	84	2005-08
7. Beth Bridger	79	1999-2002
8. Kristen Johnson	73	2001-04
9. Suzanne Riggs	70	2008-12
Dana Hulings	70	1994-97
Lisa Corprew	70	1991-94

## Stolen Bases

1. Michelle Ward	193	1991-94
2. Keisha Shepperson	162	1998-2001
3. Laura Crowder	119	1989-92
4. Eva Herron	113	1999-2002
5. Ameka McDougald	99	1999-2000
6. Lacassa Hill	71	2003-04
7. Lisa Corprew	70	1991-94
8. Leslie Cramer	66	1987-90
9. Charina Sumner	63	2007-10
10. Mickey Ford	62	1986-89



# Career Pitching Records

## Earned Run Average

1. Nicole Bacon	0.96	2002
2. Toni Paisley	1.22	2007, 09-11
3. Denise Reagan	1.35	1997-2000
4. Jenny Parsons	1.52	1990-93
5. Renee Meyers	1.63	1987-90
6. Keli Harrell	1.84	2004-07
7. Jami Bendle	1.86	1995-98
8. Jennifer Sagl	1.99	1987-90
9. Tracey Larkin	2.07	1987-90
10. Faith Sutton	2.34	2010-11

## Wins

1. Toni Paisley	118	2007, 09-11
2. Jenny Parsons	102	1990-93
3. Denise Reagan	92	1997-2000
4. Keli Harrell	88	2004-07
5. Jami Bendle	79	1995-98
6. Sarah Christian	79	2012-15
7. Laurie Davidson	54	2000-02
8. Lisa Paganini	46	1998-2001
9. Brently Bridgeforth	43	2003-06
10. Brooke Swann	41	2006-09

## Winning Percentage

1. Toni Paisley	.752	2007, 09-11
2. Hillary Halpern	.724	2000-01
3. Jenny Parsons	.695	1990-93
4. Laurie Davidson	.692	2000-02
5. Denise Reagan	.681	1997-2000
6. Stacey Boyette	.679	1984-86
7. Tracie Podratsky	.675	1993-96
8. Keli Harrell	.652	2004-07
9. Lisa Paganini	.648	1998-2001
10. Jami Bendle	.607	1995-98

## Appearances

1. Toni Paisley	183	2007, 09-11
2. Keli Harrell	167	2004-07
3. Jenny Parsons	157	1990-93
4. Denise Reagan	152	1997-2000
5. Sarah Christian	147	2012-15
6. Jami Bendle	136	1995-98
7. Laurie Davidson	106	2000-02
8. Lisa Paganini	105	1998-2001
9. Brently Bridgeforth	103	2003-06
10. Brooke Swann	100	2006-09

## Games Started

1. Jenny Parsons	151	1990-93
2. Toni Paisley	149	2007, 09-11
3. Keli Harrell	124	2004-07
4. Jami Bendle	118	1995-98
5. Denise Reagan	112	1997-2000
6. Sarah Christian	109	2012-15
7. Lisa Paganini	89	1998-2000
8. Laurie Davidson	78	2000-02
9. Brooke Swann	70	2006-09
10. Brently Bridgeforth	69	2003-06



Keli Harrell

## Complete Games

1. Toni Paisley	133	2007, 09-11
2. Jenny Parsons	121	1990-93
3. Keli Harrell	101	2004-07
4. Denise Reagan	97	1997-2000
5. Jami Bendle	92	1995-98
6. Laurie Davidson	64	2000-02
7. Sarah Christian	58	2012-15
8. Tracie Podratsky	53	1993-96
8. Stacey Boyette	49	1984-86
10. Lisa Paganini	45	1998-2001

## Saves

1. Keli Harrell	14	2004-07
2. Denise Reagan	9	1997-2000
3. Toni Paisley	8	2007, 09-11
4. Laurie Davidson	5	2000-02
5. Maggie Lingo	4	2002-04
Jami Bendle	4	1995-98
7. Brooke Swann	3	2006-09
Stephanie Hayes	3	2005-06
Jennifer Sagl	3	1987-90

## Strikeouts

1. Toni Paisley	1,290	2007, 09-11
2. Keli Harrell	948	2004-07
3. Denise Reagan	495	1997-2000
4. Laurie Davidson	456	2000-02
5. Jenny Parsons	402	1990-93
6. Sarah Christian	358	2012-15

7. Jami Bendle	328	1995-98
8. Brooke Swann	301	2006-09
9. Nicole Bacon	248	2002
10. Faith Sutton	217	2010-11
Lisa Paganini	217	1998-2001

## Innings Pitched

1. Toni Paisley	1,088.0	2007, 09-11
2. Jenny Parsons	969.1	1990-93
3. Keli Harrell	894.1	2004-07
4. Denise Reagan	843.1	1997-00
5. Jami Bendle	755.0	1995-98
6. Sarah Christian	679.2	2012-15
7. Laurie Davidson	548.2	2000-02
8. Brooke Swann	477.2	2006-09
9. Brently Bridgeforth	466.2	2003-06
10. Stacey Boyette	396.0	1984-86

## Shutouts

1. Toni Paisley	57	2007, 09-11
2. Jenny Parsons	34	1990-93
3. Keli Harrell	32	2004-07
Denise Reagan	32	1997-2000
5. Jami Bendle	27	1995-98
6. Laurie Davidson	19	2000-02
7. Brooke Swann	15	2006-09
Tracie Podratsky	15	1993-96
9. Lisa Paganini	14	1998-2001
10. Nicole Bacon	13	2002

# Team and Coaching Records

## Games Played

No.	Year	GP
1.	2000	77
2.	2005	74
	2001	74
4.	1997	73
5.	2004	72

## At Bats

No.	Year	AB
1.	2000	2056
2.	2005	1914
3.	2001	1870
4.	1997	1835
5.	2004	1811

## Batting Average

No.	Year	Avg.
1.	1993	.308
2.	2014	.302
3.	2000	.294
4.	1992	.292
5.	1999	.291

## Hits

No.	Year	Hits
1.	2000	605
2.	2005	533
3.	1997	505
4.	2001	504
5.	1999	501

## Doubles

No.	Year	2B
1.	2000	127
2.	1998	105
3.	2005	102
4.	2004	100
5.	2001	92

## Triples

No.	Year	3B
1.	1994	30
2.	1993	29
	1992	29
4.	1988	24
5.	1995	23

## Home Runs

No.	Year	HR
1.	2007	58
2.	2005	57
3.	2014	44
4.	1999	40
5.	2008	39

## Runs

No.	Year	Runs
1.	2000	402
2.	1999	360
3.	2005	349
4.	2004	336
5.	1997	322

## RBI

No.	Year	RBI
1.	2000	348
2.	2005	315
3.	2004	291
4.	1999	288
5.	2001	273

## Bases on Balls

No.	Year	BB
1.	2005	235
2.	2004	232
3.	2011	230
	1999	217
4.	2001	199

## Stolen Bases

No.	Year	SB
1.	1994	207
2.	2000	196
3.	1999	180
4.	2004	176
5.	1992	139

## Innings Pitched

No.	Year	IP
1.	2000	527.2
2.	2001	497.2
3.	2005	496.0
4.	1997	470.2
5.	2004	470.1

## ERA

No.	Year	ERA
1.	1986	1.09
2.	2010	1.45
3.	2011	1.46
	2009	1.51
4.	2002	1.54

## Strikeouts

No.	Year	SO
1.	2011	504
2.	2010	467
3.	2007	432
4.	2001	422
5.	2000	421

## Wins

No.	Year	W
1.	2000	60
2.	2005	55
3.	2001	51
4.	1999	50
5.	1997	49

## Saves

No.	Year	SV
1.	2005	10
	1985	10
3.	2004	7
4.	1996	5
5.	1994	4

## Fewest Runs

No.	Year	Runs
1.	1986	77
2.	1991	96
3.	2009	100
4.	2010	101
5.	1990	112

## Fewest Earned Runs

No.	Year	ER
1.	1991	53
2.	1986	54
3.	1990	63
4.	1989	68
5.	1988	75

## Fewest Hits

No.	Year	Hits
1.	1986	196
2.	1989	210
3.	1991	214
4.	1990	218
5.	1988	231

## Fewest Walks

No.	Year	BB
1.	1991	51
2.	1993	70
3.	1992	71
4.	1997	75
	1988	75

## Most Runs

No.	Year	Runs
1.	2015	275
2.	2008	266
3.	2012	251
4.	1997	230
5.	2004	223

## Most Earned Runs

No.	Year	ER
1.	2008	251
2.	2015	216
3.	2012	202
4.	2013	169
5.	2014	164

## Most Hits

No.	Year	Hits
1.	2008	490
2.	1997	488
3.	2012	450
	2015	450
5.	2004	429

## Most Walks

No.	Year	BB
1.	2008	201
2.	2005	177
3.	2004	158
4.	2006	156
5.	2001	154

## Coaching Records

Year	Coach	Record	Pct.	Year	Coach	Record	Pct.	Year	Coach	Record	Pct.
1978	Alita Dillon	19-13	.593	1991	Sue Manahan	25-17	.595	2004	Tracey Kee	47-24-1	.660
1979	Alita Dillon	18-14	.563	1992	Sue Manahan	42-16	.724	2005	Tracey Kee	55-19	.743
1980	Alita Dillon	37-5	.880	1993	Sue Manahan	34-22	.607	2006	Tracey Kee	40-24	.625
1981	Alita Dillon	44-8	.846	1994	Sue Manahan	40-24	.625	2007	Tracey Kee	40-20	.667
1982	Sue Manahan	42-14	.750	1995	Sue Manahan	42-22	.656	2008	Tracey Kee	37-30	.552
1983	Sue Manahan	31-10	.756	1996	Sue Manahan	40-21-1	.653	2009	Tracey Kee	40-15	.727
1984	Sue Manahan	25-15	.625	1997	Tracey Kee	49-24	.671	2010	Tracey Kee	44-18	.710
1985	Sue Manahan	24-17-1	.583	1998	Tracey Kee	43-21	.672	2011	Tracey Kee	41-22	.651
1986	Sue Manahan	30-18	.625	1999	Tracey Kee	50-20	.714	2012	Tracey Kee	25-28	.471
1987	Sue Manahan	25-17-1	.593	2000	Tracey Kee	60-17	.779	2013	B. Keylon-Randolph	21-31	.403
1988	Sue Manahan	25-14-1	.625	2001	Tracey Kee	51-23	.689	2014	B. Keylon-Randolph	28-20	.583
1989	Sue Manahan	18-20	.474	2002	Tracey Kee	38-26	.594	2015	Steve Jaecks (Interim)	16-37	.302
1990	Sue Manahan	27-13	.675	2003	Tracey Kee	24-31	.436	<b>38-Year Total</b>		<b>1,337-750-5</b>	<b>.640</b>

# Year-By-Year Batting Leaders

## Batting Average

1984	Bonnie Smith	.293
1985	Lisa Zmuda	.321
1986	Jeannie Murray	.299
1987	Jeannie Murray	.320
1988	Mickey Ford	.321
1989	Wendy Tonker	.425
1990	Laura Crowder	.391
1991	Cammie Smith	.354
1992	Laura Crowder	.438
1993	Michelle Ward	.450
1994	Michelle Ward	.410
1995	Heather Smith	.350
1996	Joey Clark	.362
1997	Dana Hulings	.362
1998	Isonette Polonius	.476
1999	Isonette Polonius	.425
2000	Ameka McDougald	.416
2001	Angela Manzo	.395
2002	Angela Manzo	.388
2003	Christine Sheridan	.357
2004	Christine Sheridan	.382
2005	Kate Manuse	.395
2006	Krista Jessup	.328
2007	Charina Sumner	.315
2008	Stacey Andrews	.330
2009	Jessica Johnson	.346
2010	Marina Gusman-Brown	.337
2011	Kristi Oshiro	.314
2012	Suzanne Riggs	.325
2013	Kristi Oshiro	.331
2014	Shelby Johnson	.381

**2015 Casey Alcorn .290**

## Home Runs

1984	Bonnie Smith	1
1985	Lisa Zmuda	2
1986	J. Murray/M. Ford	1
1987	J. Murray/L. Barrett	1
1988	Jeannie Murray	3
1989	L. Crowder/M. Ford	2
1990	Leslie Cramer	3
1991	Laura Crowder	3
1992	Lisa Corprew	4
1993	Lisa Corprew	5
1994	Lisa Corprew	2
1995	Dana Hulings	3
1996	A. Hooks/D. Hulings	3
1997	Isonette Polonius	9
1998	Isonette Polonius	15
1999	Isonette Polonius	18
2000	H. Halpern/B. Bridger	10
2001	Keisha Shepperson	7
2002	Beth Bridger	4
2003	Kate Manuse	8
2004	Kate Manuse	6

2005	Kate Manuse	14
2006	Vanessa Moreno	4
2007	Jessica Johnson	17
2008	Stacey Andrews	11
2009	Jessica Johnson	8
2010	Marina Gusman-Brown	13
2011	Suzanne Riggs/ Jordan Lewis	4
2012	Suzanne Riggs	8
2013	Jordan Lewis / Alex Fieldhouse	7
2014	Jordan Lewis	11
2015	Abby Wynne	9

## Runs

1984	Bonnie Smith	14
1985	Three tied	13
1986	Jeannie Murray	33
1987	Kim Adams	33
1988	Jeannie Murray	28
1989	L. Crowder/M. Ford	24
1990	Laura Crowder	29
1991	Laura Crowder	34
1992	Laura Crowder	67
1993	Michelle Ward	57
1994	Michelle Ward	54
1995	Dana Hulings	25
1996	Tonya Oxendine	55
1997	Tonya Oxendine	60
1998	Isonette Polonius	61
1999	Isonette Polonius	70
2000	Keisha Shepperson	79
2001	Keisha Shepperson	68
2002	Angela Manzo	38
2003	Lacassa Hill	34
2004	Lacassa Hill	52
2005	Leigh Savoy	46
2006	Vanessa Moreno	31
2007	Charina Sumner	46
2008	Christina Merrida	37
2009	J. Johnson / A. Barrella	32
2010	Marina Gusman-Brown	38
2011	Kristi Oshiro	37
2012	Kristi Oshiro	34
2013	Kristi Oshiro	39
2014	Shelby Johnson	43

**2015 Casey Alcorn 31**

## Hits

1984	Bonnie Smith	12
1985	Lisa Zmuda	34
1986	Jeannie Murray	40
1987	Jeannie Murray	40
1988	Jeannie Murray	43
1989	Wendy Tonker	46
1990	Chris Byrne	43
1991	Laura Crowder	42
1992	Laura Crowder	78
1993	Michelle Ward	76



1994	Michelle Ward	75
1995	Heather Smith	35
1996	Joey Clark	64
1997	Rhonda Rost	78
1998	Isonette Polonius	88
1999	Isonette Polonius	82
2000	Ameka McDougald	102
2001	Angela Manzo	90
2002	Angela Manzo	85
2003	Christine Sheridan	50
2004	Christine Sheridan	76
2005	Kate Manuse	77
2006	Krista Jessup	62
2007	Charina Sumner	63
2008	Charina Sumner	65
2009	Jessica Johnson	54
2010	Charina Sumner	64
2011	Kristi Oshiro	58
2012	Jill Jelnick	51
2013	Jill Jelnick	49
2014	Shelby Johnson	56

**2015 Casey Alcorn 45**

## RBI

1984	Suzanne Martin	8
1985	Lisa Zmuda	21
1986	Jeannie Murray	19
1987	Jeannie Murray	22
1988	Tracey Kee	24
1989	Wendy Tonker	22
1990	Chris Byrne	37
1991	Cammie Smith	20
1992	Cheryl Hobson	48
1993	Cheryl Hobson	43
1994	Leann Meyers	36
1995	Rhonda Rost	22
1996	Joey Clark	49
1997	Isonette Polonius	50
1998	Isonette Polonius	62
1999	Isonette Polonius	73
2000	Angela Manzo	54
2001	Angela Manzo	51
2002	Amber Gill	24
2003	Christine Sheridan	30
2004	Kate Manuse	55
2005	Kate Manuse	59

2006	Jessica Johnson	29
2007	Jessica Johnson	53
2008	Stacey Andrews	39
2009	Jessica Johnson	37
2010	Marina Gusman-Brown	40
2011	Suzanne Riggs	35
2012	Suzanne Riggs	33
2013	Alex Fieldhouse	39
2014	Jordan Lewis	41

**2015 Casey Alcorn 27**

## Stolen Bases

1984	Stacey Boyette	4
1985	Tamara Franks	8
1986	Jeannie Murray	9
1987	Jeannie Murray	14
1988	Mona Jackson	6
1989	Laura Crowder	9
1990	Cindy Ritter	20
1991	Laura Crowder	27
1992	Laura Crowder	69
1993	Michelle Ward	73
1994	Michelle Ward	80
1995	Jolin Eckman	15
1996	Tonya Oxendine	25
1997	Tonya Oxendine	47
1998	Amy Hooks	30
1999	Keisha Shepperson	52
2000	Ameka McDougald	58
2001	Keisha Shepperson	46
2002	Beth Bridger	23
2003	Christine Sheridan	21
2004	Lacassa Hill	53
2005	Shirley Burleson	17
2006	Krista Jessup	14
2007	Charina Sumner	17
2008	Charina Sumner	19
2009	Marina Gusman-Brown	17
2010	Marina Gusman-Brown	30
2011	Rebecca Lee	12
2012	Kristi Oshiro	13
2013	Jordan Lewis	12
2014	Shelby Johnson	36

**2015 Meredith Mitchell 6**

**Mary-Sloan Bradford 6**

# Year-By-Year Pitching Leaders

Wins		Saves		Earned Run Average		Strikeouts		
1984	Stacey Boyette	6	1985	None	0	1984	Stacey Boyette	16
1985	Pam Young	16	1986	Pam Young	6	1985	Graves/Boyette	43
1986	Stacey Boyette	18	1987	Stacey Boyette	1	1986	Robin Graves	89
1987	Jennifer Sagl	9	1988	Jennifer Sagl	2	1987	Jennifer Sagl	36
1988	Tracey Larkin	10	1989	None	0	1988	T. Larkin/J. Sagl	30
1989	Jennifer Sagl	8	1990	J. Sagl/Meyers	1	1989	Jennifer Sagl	20
1990	Jenny Parsons	12	1991	None	0	1990	Jenny Parsons	46
1991	Jenny Parsons	20	1992	None	0	1991	Jenny Parsons	100
1992	Jenny Parsons	38	1993	None	0	1992	Jenny Parsons	119
1993	Jenny Parsons	32	1994	Jill Rowlands	2	1993	Jenny Parsons	137
1994	Jill Rowlands	18	1995	None	0	1994	Jill Rowlands	49
1995	Jami Bendle	12	1996	Jami Bendle	4	1995	Jami Bendle	39
1996	Jami Bendle	18	1997	None	0	1996	Jami Bendle	108
1997	Jami Bendle	27	1998	None	0	1997	Jami Bendle	100
1998	Denise Reagan	18	1999	Denise Reagan	3	1998	Denise Reagan	96
1999	Denise Reagan	36	2000	Denise Reagan	6	1999	Denise Reagan	193
2000	Denise Reagan	26	2001	Laurie Davidson	3	2000	Denise Reagan	170
2001	Laurie Davidson	28	2002	None	0	2001	Laurie Davidson	273
2002	Nicole Bacon	22	2003	Two tied	1	2002	Nicole Bacon	248
2003	Brently Bridgeforth	11	2004	Maggie Lingo	4	2003	Brently Bridgeforth	82
2004	B. Bridgeforth/K. Harrell	16	2005	Keli Harrell	7	2004	Keli Harrell	161
2005	Keli Harrell	29	2006	Keli Harrell	3	2005	Keli Harrell	338
2006	Keli Harrell	26	2007	Keli Harrell	1	2006	Keli Harrell	255
2007	Toni Paisley	21	2008	Brooke Swann	3	2007	Toni Paisley	211
2008	Brooke Swann	25	2009	Toni Paisley	3	2008	Brooke Swann	181
2009	Toni Paisley	30	2010	Toni Paisley	2	2009	Toni Paisley	297
2010	Toni Paisley	31	2011	Toni Paisley	3	2010	Toni Paisley	356
2011	Toni Paisley	32	2012	Courtney Smith	2	2011	Toni Paisley	396
2012	Sarah Christian	18	2013	Sarah Christian	1	2012	Sarah Christian	63
2013	Sarah Christian	15	2014	S. Christian / C. Umphlett	1	2013	Sarah Christian	104
2014	Sarah Christian	17	2015	None	0	2014	Sarah Christian	121
2015	Sarah Christian	6				2015	Sarah Christian	70



Sarah Christian

# Team Hitting Statistics

Year	Avg.	GP	AB	R	H	2B	3B	HR	RBI	TB	SLG%	BB	HBP	SO	OB%	SF	SH	SB	ATT
*1978	.304	32	1032	204	314	32	9	15	122	409	.396	32	-	-	-	-	21	-	-
*1979	.284	32	943	148	268	-	-	-	122	-	-	61	-	10	-	15	-	-	-
*1980	.354	42	1310	309	465	63	19	28	232	660	.503	33	-	7	-	-	-	-	-
*1981	.382	52	-	-	-	-	-	-	-	-	-	-	-	-	-	-	-	-	-
*1982	.365	56	1727	364	626	51	35	30	336	838	.485	43	-	-	-	-	-	-	-
*1983	.341	41	1299	240	443	34	21	14	235	561	.432	58	0	-	-	-	-	-	-
1984	-	40	-	-	-	-	-	-	-	-	-	-	-	-	-	-	-	-	-
1985	.213	42	1053	148	224	23	21	5	110	304	.289	130	-	105	-	-	-	37	-
1986	.204	48	1093	154	223	20	18	2	107	285	.260	112	6	142	-	-	75	43	-
1987	.244	43	1034	172	230	14	20	2	109	290	.280	144	8	118	.319	11	75	44	99
1988	.265	40	1050	165	281	16	24	7	132	481	.346	105	8	92	.375	12	82	30	34
1989	.259	38	992	189	257	23	18	6	122	334	.337	126	6	116	.344	8	64	31	37
1990	.278	40	1073	173	298	28	14	6	142	372	.347	101	1	87	.380	1	96	51	56
1991	.255	42	1023	142	261	13	16	4	128	318	.311	83	14	<b>85</b>	.324	3	102	57	58
1992	.292	58	1587	298	463	34	29	9	269	582	.367	130	12	134	<b>.417</b>	6	88	139	151
1993	<b>.308</b>	56	1405	233	433	41	29	7	189	533	.394	123	8	142	.396	5	103	120	131
1994	.278	64	1581	278	439	74	<b>30</b>	5	225	588	.372	135	19	235	.332	<b>19</b>	81	<b>207</b>	<b>230</b>
1995	.287	64	1616	299	464	45	23	7	216	576	.356	121	22	155	.369	6	<b>120</b>	103	122
1996	.276	62	1596	303	440	68	18	12	254	580	.363	111	23	208	.411	5	106	114	127
1997	.275	71	1835	322	505	89	16	24	268	698	.380	159	33	245	.343	6	81	134	158
1998	.289	64	1621	316	468	105	14	30	271	691	.426	135	12	251	.346	8	103	98	121
1999	.275	70	1724	360	501	80	14	40	288	729	.423	217	22	275	.373	19	102	180	216
2000	.294	<b>77</b>	<b>2056</b>	<b>402</b>	<b>605</b>	<b>127</b>	20	38	<b>348</b>	686	.431	185	35	341	.360	13	114	196	228
2001	.270	74	1870	305	504	92	15	31	273	719	.384	199	24	431	.345	12	99	121	142
2002	.255	64	1609	216	411	72	14	17	188	562	.349	177	19	278	.336	2	86	95	119
2003	.227	55	1369	171	311	60	9	21	142	452	.330	161	9	279	.312	4	56	75	92
2004	.272	72	1811	336	493	100	17	27	291	708	.391	232	22	332	.360	9	71	176	205
2005	.278	74	1914	349	533	102	7	57	315	<b>820</b>	.428	<b>235</b>	18	378	.361	10	83	89	114
2006	.245	64	1627	223	399	75	5	20	187	544	.334	155	28	349	.319	12	89	72	94
2007	.269	60	1564	271	420	74	14	<b>58</b>	241	696	<b>.445</b>	157	33	271	.346	10	62	79	97
2008	.275	67	1792	278	492	78	9	39	244	705	.393	166	47	279	.350	7	64	73	89
2009	.255	55	1427	205	364	46	8	21	178	489	.343	126	42	268	.331	11	63	96	114
2010	.254	62	1563	249	397	61	12	37	217	593	.379	178	<b>55</b>	335	.349	10	59	79	98
2011	.241	63	1605	226	387	57	13	16	195	518	.323	230	44	384	.351	5	75	55	77
2012	.262	53	1380	226	362	39	10	22	189	487	.353	146	29	236	.344	8	52	86	105
2013	.257	52	1323	198	340	57	14	30	170	515	.389	127	21	259	.328	16	34	44	60
2014	.302	48	1313	254	397	53	10	44	228	602	.458	152	22	213	.380	15	21	93	104
2015	.235	53	1374	184	323	46	10	28	176	473	.344	152	28	311	.321	14	8	24	31

‡ Does not include forfeits

\* Tie recorded during season

\* Slow Pitch Era

**Bold** denotes ECU Fast Pitch Team Records

# Team Pitching Statistics

Year	ERA	W	L	App	CG	SHO	CBO	SV	IP	H	R	ER	BB	SO	2B	3B	HR	B/Avg.	WP	HBP	SFA	SHA
*1978	-	19	13	32	-	3	-	-	-	247	152	-	28	11	9	-	-	.261	-	-	-	-
*1979	2.58	18	14	32	30	2	-	0	214	278	148	79	39	8	7	18	19	.283	-	-	-	-
*1980	-	37	5	42	-	11	-	-	-	266	91	-	20	6	8	5	5	.228	-	-	-	-
*1981	-	44	8	52	-	-	-	-	-	-	-	-	-	-	-	-	-	-	-	-	-	-
*1982	1.86	42	14	56	49	-	-	-	368	423	161	98	38	16	18	14	9	-	-	-	-	-
*1983	2.63	31	10	41	-	-	-	-	284	308	123	83	51	15	14	14	<b>3</b>	-	-	-	-	-
1984	-	25	15	40	-	6	-	-	-	-	-	-	-	-	-	-	-	-	-	-	-	-
1985	<b>1.01</b>	24	17	42*	-	11	-	-	303	<b>168</b>	94	<b>44</b>	77	127	-	-	-	-	-	-	-	-
1986	1.09	30	18	48	47	12	-	-	333	196	<b>77</b>	52	82	151	-	-	<b>3</b>	-	-	7	-	-
1987	2.04	25	17	43*	-	19	-	2	294	249	161	86	126	72	-	-	-	-	-	-	-	-
1988	1.82	25	14	40*	31	12	-	-	288	231	-	75	75	72	-	-	-	-	-	-	-	-
1989	2.22	18	20	38	28	6	-	2	258	229	131	82	93	56	-	-	-	-	28	<b>3</b>	-	-
1990	1.55	27	<b>13</b>	40	22	9	-	2	285	218	112	63	114	113	22	10	4	.215	14	14	-	-
1991	1.66	25	17	42	34	11	-	0	288	214	96	53	<b>51</b>	121	<b>17</b>	8	4	.196	6	6	-	-
1992	1.84	42	16	58	35	15	-	0	404	350	149	106	71	131	34	16	4	.222	5	7	-	-
1993	2.39	34	22	56	44	12	-	0	358	351	175	122	70	147	33	22	6	.251	8	10	-	-
1994	2.01	40	24	64	41	14	-	4	425	388	187	122	93	120	43	34	<b>3</b>	.233	25	14	5	46
1995	2.12	42	22	64	37	11	-	0	417	339	165	126	93	167	29	27	5	.209	22	15	3	43
1996	1.80	40	21	62*	49	23	-	5	409.1	311	148	105	86	168	27	11	12	.204	14	18	3	41
1997	1.86	47	24	71\$	<b>63</b>	8	0	0	470.2	488	230	125	75	149	71	10	10	.257	23	21	<b>2</b>	59
1998	1.64	43	21	64	49	20	2	0	411	371	175	96	112	226	93	16	8	.237	9	13	5	74
1999	1.60	50	20	70	50	17	1	3	462.1	390	172	106	122	247	80	9	13	.225	11	27	9	55
2000	1.80	<b>60</b>	17	<b>77</b>	47	18	1	9	<b>527.2</b>	415	179	136	124	421	63	6	29	.209	24	24	2	50
2001	2.19	51	23	74	45	17	2	3	497.2	375	187	156	154	422	62	6	20	.202	45	15	4	46
2002	1.54	38	26	64	47	19	0	0	427.1	375	143	94	77	381	72	14	17	.226	18	18	2	40
2003	2.87	24	31	55	27	8	<b>3</b>	2	365.1	369	193	150	122	163	65	4	22	.260	27	13	4	48
2004	2.32	47	24	72	44	15	<b>3</b>	7	470.1	429	223	156	158	262	74	11	31	.236	41	9	4	40
2005	2.27	55	19	74	50	20	1	<b>10</b>	496.0	380	188	161	177	419	49	8	35	.208	27	23	4	43
2006	1.93	40	24	64	38	17	2	3	446.0	353	155	123	156	391	59	6	24	.215	30	34	3	48
2007	1.89	40	20	60	44	20	2	1	414	294	129	112	124	432	55	3	27	.197	15	15	<b>2</b>	46
2008	3.92	37	30	67	41	5	1	3	448.2	490	266	251	201	260	62	<b>2</b>	41	.278	38	24	8	41
2009	1.51	40	15	55	41	13	2	3	384.1	276	100	83	100	357	43	6	17	.197	9	17	3	25
2010	1.45	44	18	62	48	<b>33</b>	2	2	414.2	260	101	86	90	467	42	7	28	<b>.176</b>	<b>5</b>	27	5	<b>20</b>
2011	1.46	41	22	63	55	21	2	3	440.1	308	117	92	82	<b>504</b>	39	8	19	.194	11	24	5	43
2012	4.07	25	28	53	27	3	0	3	347.0	450	251	202	92	111	52	7	32	.309	23	28	11	38
2013	3.50	21	31	52	30	5	2	1	336	390	230	168	138	199	56	8	36	.288	17	36	4	25
2014	3.60	28	20	48	23	5	0	2	319	328	211	164	150	192	54	8	31	.261	34	32	12	27
2015	4.30	16	37	53	21	5	0	0	352	450	275	216	122	202	90	10	48	.307	15	32	13	32


\$ Does not include forfeits

\* Tie recorded during season


\* Slow Pitch Era

**Bold** denotes ECU Fast Pitch Team Records


# Radio/TV Spot Chart



**2** Ashley Weingartz  
C/OF




**4** Lydia Ritchie  
RHP



**5** Mary Williams  
RHP/UTIL



**6** Kerry Butler  
2B



**7** Alex Mycek  
C



**8** Kelsi Briggs  
3B/C



**9** Casey Alcorn  
SS



**10** Morgan Halo  
RHP/INF



**13** Ashley Cruise  
RHP




**14** Kacie Oshiro  
OF/C



**17** Karlie Smith  
3B/SS



**18** Mary-Sloan  
Bradford  
OF



**19** Tate McClellan  
1B/3B



**20** Ciara Ervin  
OF




**21** Ali Ramirez  
1B



**22** Rebecca Perrell  
1B



**23** Meredith Mitchell  
OF



**24** Megan Quick  
2B



**44** Nicole Cheek  
UTIL



**Freshmen**



**Sophomores**



**Juniors**



**Seniors**