

BASKETBALL

2019-20 EAST CAROLINA





"The windshield is a lot bigger than the rearview mirror, so we've got to look forward and get better."

Our motivation every year and our goal each year is to be in the NCAA Tournament."

— ECU Head Coach
Joe Dooley

ACT LIKE A CAPTAIN, PLAY LIKE A PIRATE. CONTENTS



Introduction

- 2 General Information
- 3 2019-20 Schedule
- 4 Photo Roster
- 5 2019-20 Roster
- 6 Preseason Notebook

Media Information

- 8 Media Information
- 9 Pirate Learfield IMG Sports Network
- 12 Staff Directory
- 13 Primary Media Outlets
- 13 Lodging, Dining & Transportation
- 14 Getting to Greenville

The University

- 16 East Carolina University
- 18 Interim Chancellor
- 19 Director of Athletics
- 20 Williams Arena at Minges Coliseum
- 21 Smith-Williams Center
- 22 Strength & Conditioning
- 22 Athletic Training

Coaching Staff

- 24 Head Coach Joe Dooley
- 27 Dooley Versus All Opponents
- 28 Dooley Game-By-Game
- 30 Assistant Coaches
- 34 Support Staff

The Players

- 38 Bitumba Baruti
- 38 Charles Coleman
- 39 Logan Curtis
- 39 Ludy Debut
- 39 Jayden Gardner
- 41 Tyrie Jackson
- 41 Miles James
- 42 Ian Jones

- 42 Seth LeDay
- 43 Edra Luster
- 43 J.J. Miles
- 44 Tristen Newton
- 44 Tremont Robinson-White
- 45 Samson Strickland
- 45 Brandon Suggs
- 46 Evan Umstead
- 47 Individual Game-By-Game Stats

Opponents

- 50 Opponent Profiles
- 56 ECU Bests vs. American Opponents
- 58 Series Vs. All Opponents
- 60 Vs. The Conferences
- 62 All-Time Series Results

The American Athletic Conference

- 76 The American Athletic Conference
- 77 2018-19 Final Standings
- 77 2018-19 Postseason Awards
- 78 Final Team Statistics
- 80 Final Individual Statistics
- 82 2020 American Basketball Championship

Season Review

- 84 2018-19 Year-In-Review
- 86 Game Results
- 87 Final Statistics
- 88 Miscellaneous Statistics
- 89 Points-Rebounds-Assists
- 90 Game-By-Game Team Statistics
- 91 Game-By-Game Opponent Statistics
- 92 Team and Individual Superlatives
- 94 Category Leaders

Records

- 96 Team Single Game Records
- 98 Team Season Records
- 100 Scoring
- 101 Single-Game Scoring
- 102 Miscellaneous Scoring
- 103 Rebounding
- 104 Single Game Rebounding
- 105 Offensive Rebounds
- 106 Double-Doubles
- 107 Field Goals
- 109 Free Throws
- 111 Three-Point Field Goals
- 112 Assists
- 113 Steals
- 114 Blocked Shots
- 115 Playing Experience
- 117 1,000-Point Club
- 124 Annual Statistical Leaders
- 127 Highest Scoring Games
- 128 Margins
- 129 Freshman Season Records
- 131 Minges Coliseum Attendance
- 132 Minges Coliseum Records
- 134 Opponent Records

Honors

- 136 Conference/District Honors
- 137 American Athletic Conference Honors
- 138 Academic Honors
- 139 ECU Athletics Hall of Fame Basketball Players
- 140 Pirates in the NBA

Postseason

- 142 Postseason Tournament Results
- 144 Vs. Conference Tournament Results
- 145 Conference Tournament Game Records
- 146 1972 Southern Conference Champions

- 147 1993 CAA Champions
- 148 2013 CIT Champions

History

- 150 ECU Basketball Timeline
- 152 Annual Team Records
- 154 Year-By-Year Team Statistics
- 156 All-Time Letterman
- 158 All-Time Jersey Numbers
- 160 Pirates By State
- 162 Coaching History
- 163 Incoming Transfer History
- 164 All-Time Starting Lineups
- 167 Year-By-Year Results
- 182 Overtime Games
- 183 Vs. AP Ranked Opponents
- 184 Preseason/Holiday Tournament Results
- 185 Comebacks
- 185 Winning Streaks
- 186 NCAA/Conference Statistical Leaders - Team
- 187 NCAA/Conference Statistical Leaders - Individual

The 2019-20 ECU Basketball Fact Book has been published by the ECU Department of Intercollegiate Athletics. Content and design coordination by the ECU Athletics Media Relations Office.

Editor: Jody Jones

Cover Photography: Rob Taylor
Cover Design: Provations Group (Nicholasville, Ky.)

Photography: Savannah Elkins, Rob Goldberg, Fernando Medina, Ben Solomon, Rob Taylor, NBA

Design/Layout: Laura Doolittle, Provations Group (Nicholasville, Ky.)

Printing: Morgan Printers, Inc. (Greenville, N.C.)

General Information

General/Administration

Location:	Greenville, N.C. 27858
Founded:	1907
Enrollment:	28,178
Conference:	American Athletic Conference
Nickname:	Pirates
Colors:	Purple (PMS #268) and Gold (PMS #109)
Arena:	Williams Arena at Minges Coliseum (7,100)
Interim Chancellor:	Dan Gerlach (Notre Dame, 1989)
Director of Athletics:	Jon Gilbert (Lenoir-Rhyne, 1991)
Athletic Department Phone:	(252) 737-4600
Ticket Office Phone:	(800) DIAL-ECU, (252) 328-2300

Program History

Seasons of Basketball:	Entering 88th
First Season of Basketball:	1931-32
All-Time Record:	1,089-1,138
Seasons of Division I Basketball:	Entering 56th
First Season Of Division I:	1964-65
Division I Record:	688-862
NCAA Tournament Appearances:	2 (1972, '93)
NIT Appearances:	None
CBI Appearances:	None
CIT Appearances:	3 (2011, 2013 Champions, 2014)

Basketball Staff

Head Coach:	Joe Dooley (George Washington, '88)
Record at ECU:	67-73 (Sixth season)
Overall Coaching Record:	181-131 (10th season)
Best Time To Contact Dooley:	Weekday mornings
Associate Head Coach:	Raphael Chillious (Lafayette, '96)
Assistant Head Coach:	Steve Roccaforte (Lamar, '89)
Assistant Coach:	George Wright-Easy (St. Francis, '07)
Assistant to the Head Coach:	Ken Potoasnak (Randolph-Macon, '90)
Director of Operations:	Kyle Robinson (Garnder-Webb, '03)
Director of Player Development:	Derek DeMasi (Rhode Island, '11)
Assoc. Athletic Trainer:	Nate Clark (Lock Haven, '01)
Asst. Strength & Conditioning Coach:	Vinnie Calautti (UMass, '12)
Academic Coordinator:	Jennifer Bonner (ECU, '99)
Basketball Office Phone:	(252) 737-4592

Athletics Media Relations

Associate Director (Basketball Contact):	Jody Jones
Jones' Office Phone:	(252) 737-4524
Jones' Cell Phone:	(252) 414-2019
Jones' E-Mail:	jonesjod@ecu.edu
Assistant Athletics Director/Media Relations:	Tom McClellan
McClellan's Office Phone:	(252) 737-1274
McClellan's Cell Phone:	(252) 414-0990
McClellan E-Mail:	mcclellant@ecu.edu
Primary Office Phone:	(252) 737-4522
Mailing/Shipping Address:	319 Ward Sports Medicine Bldg. Greenville, NC 27858
Athletic Department Website:	www.ECUPirates.com

Team Information

2018-19 Overall Record:	10-21
2018-19 American Athletic Conference Record/Finish:	3-15/11th
2019 American Basketball Championship Finish:	First Round (0-1)
2019 Postseason:	None
Starters Returning/Lost:	1/4
Newcomers:	13
Lettermen Returning/Lost:	2/12

Starters Returning

No.	Player	Pos.	Ht.	Wt.	Cl.	GP/GS	PPG	RPG
1	Jayden Gardner	F	6-7	235	So.	31/31	16.3	8.5

Starters Lost

No.	Player	Pos.	Ht.	Wt.	Cl.	GP/GS	PPG	RPG
0	Isaac Fleming	G	6-4	195	Sr.	31/24	9.9	3.8
2	K.J. Davis	G	6-5	200	So.	29/17	7.6	4.1
32	Dimitrije Spasojevic	F	6-8	240	So.	31/15	3.7	1.9
55	Shawn Williams	G	6-1	175	So.	26/26	12.8	1.8

Others Returning

No.	Player	Pos.	Ht.	Wt.	Cl.	GP/GS	PPG	RPG
3	Seth LeDay	F	6-7	215	Sr.	29/12	11.0	5.8
25	Samson Strickland!	F	6-5	220	So.	3/0	0.7	0.7

Newcomers

No.	Player	Pos.	Ht.	Wt.	Cl.	Hometown
2	Tristen Newton	G	6-5	185	Fr.	El Paso, Texas
4	Brandon Suggs	F	6-6	200	Fr.	Powder Springs, Ga.
5	Logan Curtis	G	6-3	195	Fr.	Baltimore, Md.
10	Tyrie Jackson	G	6-2	215	Jr.	Tifton, Ga.
11	J.J. Miles	G	6-7	220	Jr.	Garysburg, N.C.
12	Tremont Robinson-White	G	6-1	190	So.	Little Rock, Ark.
13	Ian Jones!	G	6-3	195	Jr.	Lillington, N.C.
20	Bitumba Baruti	G	6-7	225	Jr.	Republic of Congo
21	Ludgy Debaut	C/F	7-0	245	Jr.	Guadeloupe
24	Evan Umstead!	G	6-0	195	Jr.	Cary, N.C.
32	Charles Coleman	C/F	7-0	255	Fr.	Boston, Mass.
33	Miles James	G	6-6	215	So.	Inglewood, Calif.
44	Edra Luster	C/F	7-0	230	Jr.	Oakland, Calif.

! -Walk-on

Radio Information

Radio Network:	Pirate IMG Sports Network
Radio Contact:	Meghan Heinchon
IMG Phone Number:	(252) 757-0707
Play-By-Play Announcer:	Jeff Charles
Charles' Phone:	(252) 341-9898
Charles' E-Mail:	piratevoiceecu@gmail.com
Color Analyst:	Si Seymour
Seymour Phone:	(252) 637-9378
Seymour E-Mail:	silasseymour@yahoo.com

2019-20 Schedule

Date	Day	Opponent	Location	TV/Stream	Time (EST)
Nov. 5	Tues.	VMI	Greenville, N.C.	ESPN3	7 p.m.

Veteran's Classic

Nov. 8	Fri.	at Navy	Annapolis, Md.	CBSSN	8:30 p.m.
Nov. 12	Tues.	at Appalachian State	Boone, N.C.		7 p.m.
Nov. 16	Sat.	LIBERTY	Greenville, N.C.	ESPN3	4 p.m.

Islands Of The Bahamas Showcase

Nov. 22	Fri.	vs. Evansville	Nassau, Bahamas	FloHoops.com	8 p.m.
Nov. 23	Sat.	vs. Goerge Washington or UMKC	Nassau, Bahamas	FloHoops.com	2 p.m. or 8 p.m.
Nov. 24	Sun.	TBD	Nassau, Bahamas	FloHoops.com	TBD
Nov. 30	Sat.	at James Madison	Harrisonburg, Va.	FloHoops.com	TBA
Dec. 3	Tues.	COPPIN STATE	Greenville, N.C.	ESPN3	7 p.m.
Dec. 14	Sat.	CAMPBELL	Greenville, N.C.	ESPN3	4 p.m.
Dec. 17	Tues.	MARYLAND - EASTERN SHORE	Greenville, N.C.		7 p.m.
Dec. 22	Sun.	CHARLOTTE	Greenville, N.C.	ESPN3	4 p.m.
Dec. 28	Sat.	EASTERN KENTUCKY	Greenville, N.C.	ESPN3	4 p.m.

American Athletic Conference Schedule

Jan. 1	Wed.	at Wichita State	Wichita, Kan.	ESPNU	3 p.m.
Jan. 7	Tues.	USF	Greenville, N.C.	ESPN3	7 p.m.
Jan. 11	Sat.	SMU	Greenville, N.C.	ESPNU	2 p.m.
Jan. 15	Wed.	TULSA	Greenville, N.C.	ESPN3	7 p.m.
Jan. 19	Sun.	at Cincinnati	Cincinnati, Ohio	ESPNU	6 p.m.
Jan. 22	Wed.	at SMU	Dallas, Texas	ESPN3	8 p.m.
Jan. 25	Sat.	TULANE	Greenville, N.C.	ESPNU	6 p.m.
Jan. 29	Wed.	HOUSTON	Greenville, N.C.	ESPN3	7 p.m.
Feb. 1	Sat.	at Temple	Philadelphia, Pa.	CBSSN	6 p.m.
Feb. 6	Thurs.	UCF	Greenville, N.C.	ESPN3	7 p.m.
Feb. 8	Sat.	at Tulane	New Orleans, La.	ESPNU	6 p.m.
Feb. 12	Wed.	at Tulsa	Tulsa, Okla.	ESPN3	8 p.m.
Feb. 16	Sun.	CINCINNATI	Greenville, N.C.	CBSSN	12 p.m.
Feb. 19	Wed.	at Memphis	Memphis, Tenn.	CBSSN	7 p.m.
Feb. 23	Sun.	TEMPLE	Greenville, N.C.	ESPNU	12 p.m.
Feb. 26	Wed.	at USF	Tampa, Fla.	ESPN3	7 p.m.
Feb. 29	Sat.	UCONN	Greenville, N.C.	ESPN2 or ESPNU	2 p.m.
March 8	Sun.	at UCF	Orlando, Fla.	ESPNU	2 p.m.

2020 American Athletic Conference Basketball Championship (Dickies Arena)

March 12	Thurs.	First Round	Fort Worth, Texas	ESPNU	TBA
March 13	Fri.	Quarterfinals	Fort Worth, Texas	ESPN2/ESPNU	TBA
March 14	Sat.	Semifinals	Fort Worth, Texas	ESPN2	TBA
March 15	Sun.	Championship	Fort Worth, Texas	ESPN	TBA

Home games in **BOLD CAPS**

All times listed EST are tentative and subject to change

Photo Roster



1 Jayden GARDNER
F • 6-7 • 235 • So.
Wake Forest, N.C.



2 Tristen NEWTON
G • 6-5 • 185 • Fr.
El Paso, Texas



3 Seth LEDAY
G • 6-7 • 215 • Sr.
Dallas, Texas



4 Brandon SUGGS
F/G • 6-6 • 200 • Fr.
Powder Springs, Ga.



5 Logan CURTIS
G • 6-3 • 195 • Fr.
Baltimore, Md.



10 Tyrie JACKSON
G • 6-2 • 215 • Jr.
Tifton, Ga.



11 J.J. MILES
G • 6-7 • 220 • Jr.
Garysburg, N.C.



12 Tremont ROBINSON-WHITE
G • 6-1 • 190 • So.
Little Rock, Ark.



13 Ian JONES
G • 6-3 • 195 • Jr.
Lillington, N.C.



20 Bitumba BARUTI
G • 6-7 • 225 • Jr.
Democratic Republic of Congo



21 Ludgy DEBAUT
C/F • 7-0 • 245 • Jr.
Les Abymes, Guadeloupe



24 Evan UMSTEAD
G • 6-0 • 195 • Jr.
Cary, N.C.



25 Samson STRICKLAND
F • 6-5 • 220 • So.
Wilson, N.C.



32 Charles COLEMAN
F/C • 7-0 • 255 • Fr.
Boston, Mass.



33 Miles JAMES
G • 6-6 • 215 • So.
Inglewood, Calif.



44 Edra LUSTER
F/C • 7-0 • 230 • Jr.
Oakland, Calif.



Head Coach
Joe DOOLEY



Associate Head Coach
Raphael CHILLIOUS



Assistant Head Coach
Steve ROCCAFORTE



Assistant Coach
George WRIGHT-EASY



Director of Operations
Kyle ROBINSON

2019-20 Roster

NUMERICAL ROSTER

No.	Name	Pos.	Ht.	Wt.	Cl-Exp.	Hometown (Previous School)
1	Jayden Gardner	F	6-7	235	So.-1L	Wake Forest, N.C. (Heritage High School)
2	Tristen Newton	G	6-5	185	Fr.-HS	El Paso, Texas (Burgess High School)
3	Seth LeDay	F	6-7	215	Sr.-1L	Dallas, Texas (Virginia Tech)
4	Brandon Suggs	F/G	6-6	200	Fr.-HS	Powder Springs, Ga. (Massanutten Military Academy)
5	Logan Curtis	G	6-3	195	Fr.-HS	Baltimore, Md. (Calvert Hall College High School)
10	Tyrie Jackson	G	6-2	215	Jr.-TR	Tifton, Ga. (NW Florida State College)
11	J.J. Miles	G	6-7	220	Jr.-TR	Garysburg, N.C. (Cape Fear Community College)
12	Tremont Robinson-White	G	6-1	190	So.-TR	Little Rock, Ark. (Garden City Community College)
13	Ian Jones*	G	6-3	195	Jr.-HS	Lillington, N.C. (Harnett Central High School)
20	Bitumba Baruti	G	6-7	225	Jr.-TR	Democratic Republic of Congo (Chipola College)
21	Ludgy Debaut	F	7-0	245	Jr.-TR	Les Abymes, Guadeloupe (NW Florida State College)
24	Evan Umstead*	G	6-0	195	Jr.-HS	Cary, N.C. (Northside Christian Academy)
25	Samson Strickland*	F	6-5	220	So.-1L	Wilson, N.C. (Washington (NC) Academy)
32	Charles Coleman	C/F	7-0	255	Fr.-HS	Boston, Mass. (Dexter Southfield School)
33	Miles James	G	6-6	215	So.-TR	Inglewood, Calif. (Palm Beach State College)
44	Edra Luster	C/F	7-0	230	Jr.- TR	Oakland, Calif. (Tyler Junior College)

ALPHABETICAL ROSTER

No.	Name	Pos.	Ht.	Wt.	Cl-Exp.	Hometown (Previous School)
20	Bitumba Baruti	G	6-7	225	Jr.-TR	Democratic Republic of Congo (Chipola College)
32	Charles Coleman	C/F	7-0	255	Fr.-HS	Boston, Mass. (Dexter Southfield School)
5	Logan Curtis	G	6-3	195	Fr.-HS	Baltimore, Md. (Calvert Hall College High School)
21	Ludgy Debaut	F	7-0	245	Jr.-TR	Les Abymes, Guadeloupe (NW Florida State College)
1	Jayden Gardner	F	6-7	235	So.-1L	Wake Forest, N.C. (Heritage High School)
10	Tyrie Jackson	G	6-2	215	Jr.-TR	Tifton, Ga. (NW Florida State College)
33	Miles James	G	6-6	215	So.-TR	Inglewood, Calif. (Palm Beach State College)
13	Ian Jones*	G	6-3	195	Jr.-HS	Lillington, N.C. (Harnett Central High School)
3	Seth LeDay	F	6-7	215	Sr.-1L	Dallas, Texas (Virginia Tech)
44	Edra Luster	C/F	7-0	230	Jr.- TR	Oakland, Calif. (Tyler Junior College)
11	J.J. Miles	G	6-7	220	Jr.-TR	Garysburg, N.C. (Cape Fear Community College)
2	Tristen Newton	G	6-5	185	Fr.-HS	El Paso, Texas (Burgess High School)
12	Tremont Robinson-White	G	6-1	190	So.-TR	Little Rock, Ark. (Garden City Community College)
25	Samson Strickland*	F	6-5	220	So.-1L	Wilson, N.C. (Washington (NC) Academy)
4	Brandon Suggs	F/G	6-6	200	Fr.-HS	Powder Springs, Ga. (Massanutten Military Academy)
24	Evan Umstead*	G	6-0	195	Jr.-HS	Cary, N.C. (Northside Christian Academy)

* - walk-on

Head Coach: Joe Dooley (*George Washington, 1988*)

Associate Head Coach: Raphael Chillious (*Lafayette, 1996*)

Assistant Head Coach: Steve Roccaforte (*Lamar, 1989*)

Assistant Coach: George Wright-Easy (*St. Francis '07*)

Assistant to the Head Coach: Ken Potosnak (*Randolph-Macon, 1990*)

Director of Basketball Operations: Kyle Robinson (*Gardner-Webb, '03*)

Director of Player Development: Derek DeMasi (*Rhode Island, '11*)

Athletic Trainer: Nate Clark (*Lock Haven, '01*)

Strength & Conditioning Coach: Vinnie Calautti (*UMass, '12*)

Graduate Assistant Manager: Evan Edwards, Robby Lund, Matt White

Student Managers: Joe Adgate, Mikey Carrillo, Jose DeLeon,

DyQuan Freeman, Jake Kelly, Seth Price, Jordan Woods

Pronunciation Guide

Bitumba Baruti.....	(Buh-tomb-ba Ba-root-EE)
Raphael Chillious.....	(Raphael CHILLY-us)
Ludgy Debaut.....	(LOU-gee Deh-bo)
Edra Luster	(Eh-dra LUST-er)
Ken Potosnak	(Ken Po-toz-knack)
Steve Roccaforte.....	(Rock-ah-fort)

Preseason Notebook

■ DOOLEY ENTERING SIXTH SEASON AT ECU

- ECU Head Coach Joe Dooley is in his second season leading the Pirates following a five-year tenure at Florida Gulf Coast. It is his sixth season overall at the helm of the program, previously serving as head coach from 1995-99 and compiling a 57-52 ledger during his four-year tenure.
- Dooley spent a total of eight years during his previous stint at ECU, serving as the top assistant coach to Eddie Payne from 1991-95 before being promoted to head coach following Payne's departure.
- He won more games (44) in his first three years at the helm of the program than any of his predecessors. In 1996-97, he led the Pirates to their only top-3 finish during their 15-year membership in the Colonial Athletic Association (CAA), tying for third with a 9-7 record.

■ COACHING STAFF CHANGES

- George Wright-Easy, who previously served as head coach at Dexter Southfield School in Boston, joined the Pirates coaching staff during the summer. Wright-Easy takes over for Ken Potosnak, who moved into the role of assistant to the head coach. Wright-Easy also served as a graduate assistant coach at Providence from 2012-14 and helped the Friars win the 2014 BIG EAST title.
- In his new role, Potosnak will serve as an advisor, provide analysis for purposes of program and player development as well as analyze film of opponents to contribute to the development of game strategy.
- Derek DeMasi was promoted from assistant director of basketball operations to director of player development.

■ PIRATES ASSEMBLE TOP 10 RECRUITING CLASS

- The Hoop Scoop ranked ECU's incoming class of 2019 as the 10th best in the nation this past summer. The Pirates welcome 11 newcomers to the roster this season, featuring seven junior college transfers and four freshmen. Among the transfers are former Virginia Tech guard Tyrie Jackson and former Washington guard Bitumba Baruti.
- Tremont Robinson-White, JJ Miles, Edra Luster, Baruti and Jackson were all ranked among the top 50 in *247sports.com* 2019 top junior college recruits. Robinson-White was ranked No. 8.

The Hoop Scoop Final Ranking of the Top Recruiting Classes of 2019

RK.	Team	Recruits	Conference
1.	Memphis	7	The American
2.	Southern Cal	6	PAC-12
3.	Duke	4	ACC
4.	Gonzaga	6	West Coast
t5.	Georgia	5	SEC
t5.	Kentucky	5	SEC
7.	Villanova	4	BIG EAST
t8.	Florida	6	SEC
t8.	Florida State	6	ACC
10.	EAST CAROLINA	11	The American

■ ROSTER BREAKDOWN

- The Pirates' 2019-20 roster features 16 players (13 scholarship student-athletes) from seven states and two foreign country (Democratic Republic of Congo and Guadeloupe).
- ECU has one senior, six juniors (four scholarship), four sophomores (three scholarship) and four true freshmen.
- Senior Seth LeDay and sophomore Jayden Gardner are the only returning lettermen on the team. The duo accounted for 40 percent of the Pirates' points and rebounds last season.

■ PIRATES HAVE SIZE

- ECU's 13 scholarship student-athletes have an average height of 78.69 inches, making this squad the biggest group of scholarship players in school history. The previous largest roster was also compiled by Coach Dooley as the 13-player 1996-97 squad averaged 78.1 inches per person.
- Freshman Charles Coleman as well as juniors Ludgy Debaut and Edra Luster are each seven-feet tall. Its the first time in school history that three players on the roster are listed at seven feet.

■ GARDNER AMONG TOP RETURNEES IN THE AMERICAN

- Sophomore Jayden Gardner, an unanimous selection on The American All-Freshmen Team last season, is tied with Temple's Quinton Rose as the second-leading returning scorer in the league with 16.3 ppg behind Cincinnati's Jarron Cumberland (18.8 ppg). He is also second among returning players with 8.5 rebounds per game behind fellow sophomore Alexis Yetna of USF (9.6 rpg).

■ WHAT RETURNS?

Team Statistics

Stat	18-19	Returning	Lost	%Return
Points	2088	826	1262	39.6
Field Goals	749	286	463	38.1
3-Point FGs	155	2	153	1.2
Free Throws	435	252	203	57.9
Rebounds	1061	431	630	40.6
Assists	382	83	299	21.7
Blocked Shots	110	38	72	34.5
Steals	224	66	158	29.5
Minutes	6275	1670	5055	26.6
Starts	155	43	112	27.7

Individual Stat Leaders

Category	Leader	#/.Pct
Scoring	Jayden Gardner^	16.3
Field Goals Made	Jayden Gardner^	166
Field Goal Percentage	Seth LeDay^	.529
3-Pt. Field Goals	Jayden Gardner	2
3-Pt. FG Percentage	Jayden Gardner	.200
Free Throws Made	Jayden Gardner^	171
Free Throw Percentage	Jayden Gardner^	.750
Rebounding	Jayden Gardner^	8.5
Assists	Seth LeDay	1.5
Blocked Shots	Seth LeDay	0.8
Steals	Seth LeDay	1.4
Minutes	Jayden Gardner	30.5

^ - Team leader in 2018-19

MEDIA INFORMATION



Media Information

■ CREDENTIAL REQUESTS

Credentials for ECU home basketball games are for working media only and are issued on a priority basis. Credentials should be requested as early as possible. Credential requests should be made through the ECU Athletics Media Relations Office no later than 48 hours in advance of a game via e-mail and directed to ECU Associate Director of Athletics Media Relations Jody Jones (jonesjod@ecu.edu). Spouses, dates and non-workers are not permitted along press row. Credentials will be left at the Will-Call window at the front of Minges Coliseum.

The ECU Athletics Media Relations office reserves the right to revoke or deny working media credentials to any individual or organization at any time for any reason. All credentials are property of ECU and must be surrendered upon requests. Any requests placed less than 24 hours prior to the game may not be honored.

■ PHOTOGRAPHERS

Photographer credentials are limited. Accredited photographers may work along the baseline at either end of the court in the designated areas. No photographer will be allowed to shoot in front of the scorer's table, press row, behind the team benches or from the stands. The platform atop the south side of Williams Arena is reserved exclusively for team videographers and network television cameras. Photographers must be sitting or kneeling in the end zone areas at all times.

■ COVERING PRACTICE

ECU practices are CLOSED the media and public. Media desiring to conduct coach or player interviews should contact the ECU Athletics Media Relations at least 24 hours in advance. Photographers are allowed to shoot a predetermined portion at the beginning of each practice. Pirate coaches and student-athletes will be available for interviews prior to the start of practice the day before home

games, and the day prior to traveling for away games.

■ PARKING

Media parking is located in the lower Minges lot. Entry to the lot is off Charles St. and onto Ficklen Drive. Parking is on a first-come, first-serve basis, and no passes are required to park in this lot.

■ GAME SERVICES

Pregame statistics, game notes and roster cards are provided prior to tip-off. A play-by-play and final statistics are included in the postgame booklets. Complete stat books will be available to media after the completion of each contest. Statistical monitors will be provided to television and radio broadcasts based on availability.

■ WIRELESS INTERNET

Wireless internet access is available inside the arena and the interview room. An access code is required and can be obtained from a member of the ECU Athletics Media Relations staff. Press row, which is located at the top of section 213, is also equipped with high speed ethernet cables.

■ POSTGAME INTERVIEWS

At home games, all postgame interviews will be conducted in the Smith-Williams Center. A mult-box is available. Each head coach and designated players will be brought into this area following a customary 10-minute cooling off period. The ECU locker room is closed.

■ REAL-TIME INTERNET POLICY

The ECU Department of Athletics retains the rights to the distribution of play-by-play, statistical material and photographs of ECU basketball during and following game action, just as it retains the rights to the video and audio description of game action. All rights to the dissemination of

ECU Athletics Media Relations Office



Tom McClellan
Assistant Athletics
Director/Media Relations



Malcolm Gray
Director of Athletics
Media Relations



Jody Jones
Associate Director of
Athletics Media Relations



Chip Welch
Assistant Director of
Athletics Media Relations



Pat McGlynn
Assistant Director of
Athletics Media Relations



Brenda Perkins
Athletics Media Relations
Administrative Assistant



KEY PHONE NUMBERS (AREA CODE 252)

Media Relations: 737-4522

Basketball Office: 737-4592

Athletic Director's Office: 737-4502

Ticket Office: 737-4500

STANDARD/ OVERNIGHT MAILING ADDRESS

Media Relations Office
319 Ward Sports Medicine Building
East Carolina University
Greenville, NC 27858

FOLLOW THE PIRATES ONLINE:



Website
ECUPirates.com



Facebook
ECUAthletics



Twitter
@ECUAthletics



Instagram
ecuathletics



YouTube
ECUAthletics



audio, video and real-time material is granted on a contractual basis only. Failure to abide by these restrictions may result in the revocation of press credentials.

■ ECUPIRATES.COM

ECU's official athletic website is ECUirates.com, which features the 2019-20 team fact book, statistics, game notes, roster, schedule, past season archives and other information. Video highlights as well as pre-practice and postgame interviews are posted to the site.

■ VISITING RADIO

Radio network right-holders for opposing teams are provided three seats along the scorer's table directly next to

the visiting team bench. A stat monitor is available and printed stats will be provided at halftime and at the conclusion of each game. ECU provides an ISDN line and analog line at no charge.

■ INJURY REPORTS

Per university policy, athletic training room personnel are not allowed to publicly comment on player injuries. All requests for player injury reports should be directed to the Athletics Media Relations office. Federal policy (HIPPA) prohibits information other than listing the injured "body part" and "game status" from being released.

Pirate Learfield IMG Sports Network



Jeff Charles and Si Seymour will call Pirate basketball together for the 22nd season.

■ 100,000-WATT FLAGSHIP STEERS PIRATE IMG RADIO NETWORK

The ECU Athletics Department and IMG College, the multimedia rights-holder for Pirate Athletics, are in the 12th year of a partnership with 107.9 WNCT-FM, the 100,000-watt flagship station for the Pirate IMG Radio Network.

WNCT-FM's powerful signal provides expanded coverage for ECU sports, extending to Raleigh (to the west), southern Virginia (to the north) and up and down the North Carolina coastline.

The ECU Department of Athletics and IMG College, the national leader in the collegiate sports marketing industry, entered into an agreement during the spring of 2006 that provides the company with the exclusive multimedia rights to Pirate Athletics.

The partnership, which now runs through 2023 and continues to guarantee the university an annual rights fee plus additional considerations based upon revenue generated by Learfield IMG College. It encompasses all sales and marketing opportunities associated with ECU sports, including radio and television programming, game programs and other athletics publications, signage in all campus athletic venues, and at-event corporate promotions and hospitality functions.

ECU is one of an impressive group of NCAA member institutions, conferences and venues that are aligned with Learfield IMG College. With primary offices in Atlanta, Ga.,

Jefferson City, Mo., and Winston-Salem, N.C., and headquartered in Plano, Texas, Learfield IMG College is a long-time advocate for intercollegiate athletics and the student-athlete experience. Since 2008, it has served as title sponsor for the acclaimed Learfield IMG College Directors' Cup, supporting athletics departments across all divisions.

■ PIRATE BASKETBALL ON THE RADIO

Pirate Basketball may be heard throughout North Carolina as well as portions of South Carolina and Virginia via the Pirate IMG Radio Network.

Jeff Charles is in his 32nd year handling the play-by-play duties on the network after previously serving in the same capacity at Virginia Tech, Illinois, and Furman prior to becoming the "Voice of the Pirates." The two-time North Carolina Sportscaster-of-the-Year also served as sports director at WSB in Atlanta where he was the night-time host of a sports talk show heard throughout 38 states and Canada on the 50,000-watt clear channel station. He resides with his wife, Debbie, in Farmville.

Joining Charles for his 22nd season on the broadcast is Si Seymour. The Elizabeth City native served as head basketball coach at Craven Community College in New Bern for 17 years and was four times named Region X Coach of the Year. An ECU graduate, Seymour resides in New Bern with wife, Vanita. The couple has two grown sons and four grandchildren.

THE JOE DOOLEY RADIO CALL-IN SHOW

The Joe Dooley Radio Call-In Show hosted by “Voice of the Pirates” Jeff Charles originates live each Monday night (6 p.m.) from Logan’s Roadhouse on Greenville Blvd. in Greenville. The show airs locally on 94.3 FM The Game with the coach fielding questions from both callers and members of the audience. The show is also available online via the TuneIn app and on www.ECUPirates.com (Watch/Listen menu on top row).

2019-20 Pirate Learfield IMG Radio Network Affiliates

Greenville	*WNCT (107.9 FM)
Greenville	WRHD (94.3 FM)
Elizabeth City.	WGAI (560 AM)
Hamlet	WKDX (1250 AM)
WilliamstonWIAM (900 AM)
Wilmington	WNTB (93.7 FM)
Wilmington	WUDE (106.3 FM)

* - *flagship station*



THE JOE DOOLEY SHOW

ECU Head Coach Joe Dooley and “Voice of the Pirates” Jeff Charles record a 30-minute weekly television show that takes viewers inside Pirate basketball. Produced by Director of Video Production Brian Meador, the show airs each Sunday on local CBS affiliate WNCT, the television flagship station of the Pirates, and CW affiliate ENCT at 11:30 a.m. The show also airs Thursdays at 8:00 p.m. on ECN-Suddenlink 25 and is available regionally each Monday at 10 p.m. on the Mid-Atlantic Sports Network (MASN).



sports • entertainment • media

Pirate Learfield IMG Sports Marketing Staff (252) 757-0707



Meghan Heinchon
General Manager



Zach Smeltzer
Senior Account Executive



Olivia Hartjen
Partner Services Coordinator



Scott Yacyshyn
Account Executive

Staff Directory

Key Athletics Phone Listings (AC 252/737 Prefix unless otherwise noted)

ADMINISTRATIVE STAFF

DAVE HART , <i>Special Advisor to the Chancellor for Athletics</i>	4502
JON GILBERT , <i>Director of Athletics</i>	4502
CAROLINE BEVILLARD , <i>Senior Associate AD/Administration & SWA</i>	4502

Jackie Daniels, *Mailroom/Copy Clerk*
 Jeanne LeBlanc-Lecce, *Administrative Support Associate*
 Vickie Revels Matthews, *Executive Assistant/Director of Athletics*

EXTERNAL STAFF

RYAN ROBINSON , <i>Executive Associate AD/External Operations</i>	4945
--	------

Justin Behr, *Assistant Director of Marketing & Fan Engagement*
 Susie Glynn, *Cheerleading Head Coach*
 Kristin Jeffries, *Dance Team Head Coach*
 Houston McCullough, *Social Media Content Manager*
 Brian Meador, *Director of Video Production*
 Sonni Minton, *Trademark Licensing Coordinator*
 Kasey Singer, *Assistant Director of Marketing & Fan Engagement*
 Bill Staub, *Director of Athletic Bands*
 Steve Uhlmann, *Director of Creative Services*
 Eric Ward, *Director of Athletics Marketing & Fan Engagement*

TOM MCLELLAN , <i>Assistant AD/Media Relations</i>	4522
---	------

Malcolm Gray, *Director of Athletics Media Relations*
 Jody Jones, *Associate Director of Athletics Media Relations*
 Pat McGlynn, *Assistant Director of Athletics Media Relations*
 Brenda Perkins, *Administrative Support Associate*
 Chip Welch, *Assistant Director of Athletics Media Relations*

PHILLIP WOOD , <i>Senior Associate AD/Pirate Club</i>	4540
--	------

Chase Blake, *Assistant Director of Development*
 LaTrenda Britt, *Administrative Support Associate*
 Will Chriscoe, *Assistant Athletics Director/Major Gifts*
 Mark Hessert, *Associate Athletics Director/Associate Executive Director*
 Matt Maloney, *Assistant Athletics Director/Major Gifts*
 Will Nowadly, *Director of Strategic Communications*
 Molly Pierce, *Business Officer*
 Carrie Ritzler, *Director of Special Events & Hospitality*
 Beth Rose, *Data Entry Specialist*

SCOTT LANE , <i>Associate AD/Ticket Sales & Services</i>	4500
---	------

Jason Steinberg, *Director of Ticket Services*
 Shanna Wentzler, *Associate Director of Ticket Services*
 Annalise Bath, *Account Executive - Ticket Sales*
 Cody Dawson, *Account Executive - Ticket Sales*

GREG PIERCE , <i>Assistant AD/Video Services</i>	1546
---	------

Jesse Hallford, *Coordinator of Football Video Operations*
 Kyle Gaskins, *Assistant Coordinator of Football Video Operations*
 Sam Saunders, *Director of Technology*
 Brandon Smith, *Assistant Director of Video Services*

INTERNAL STAFF

STEPHANIE COLEMAN , <i>Assoc. Vice Chancellor/Budget & Athletics Fiscal Affairs</i>	4530
---	------

Barry Brickman, *Director of Athletics Budgets*
 Jamie Charles, *Accounting Technician*
 Gloria Gorham, *Administrative Support Specialist*
 Sherri Parmelee-Cobb, *Administrative Support Specialist*
 Darlene Perry, *Administrative Support Specialist*
 Brittany Stockstill, *Accountant*
 Kimberly Tripp, *Accountant*
 Sheri Whitfield, *Accounting Manager*

ALEX KEDDIE , <i>Senior Associate AD/Compliance</i>	4533
--	------

Kristy Ashley, *Assistant Director of Compliance/Financial Aid*
 Cherri Hodges, *Director of Compliance*
 John King, *Assistant Director of Compliance/Eligibility*

STEVE HINRICHS , <i>Director of Athletics Equipment</i>	4602
--	------

Tyler Wray, *Assistant Equipment Manager*
 Kayla Modahl, *Assistant Equipment Manager*

J.J. McLAMB , <i>Senior Associate AD/Internal Operations</i>	4694
---	------

Dr. Gary Overton, *Assistant AD/Game Operations-Facilities*
 Joey Perry, *Director of Athletic Grounds*
 Emily Rudis, *Operations Assistant*
 Shawn Schaefer, *Assistant Director of Operations*
 Allen Schley, *Assistant Turf Grass Manager*
 Melissa Spain, *Administrative Support Associate*
 Job Tugwell, *Grounds Maintenance*

MIKE HANLEY , <i>Senior Associate AD/Student Services</i>	4603
--	------

Dillon Barron, *Assistant Athletic Trainer*
 Krista Carano, *Associate Athletic Trainer*
 Nate Clark, *Associate Athletic Trainer*
 Lannie Hales, *Assistant Athletic Trainer*
 Hannah Herman, *Assistant Athletic Trainer*
 Molly Maffei, *Assistant Athletic Trainer*
 Allie Minori, *Assistant Athletic Trainer*
 Jake Moore, *Head Football Athletic Trainer*
 Danielle Morrin, *Director of Life Skills/Community Service Liaison*
 Kassy Mosley, *Assistant Athletic Trainer*
 Kristina Parrish, *Director of Sports Nutrition*
 Kelsey Reilly, *Assistant Athletic Trainer*
 Gwyn Smith, *Athletic Insurance Coordinator*
 Zac Womack, *Head Athletic Trainer*
 Casey Zimmerman, *Assistant Athletic Trainer*

JOHN WILLIAMS, JR. , <i>Director of Strength & Conditioning</i>	1331
--	------

Vinnie Calautti, *Assistant Strength & Conditioning Coach*
 Lauren Collier, *Assistant Strength & Conditioning Coach*
 Ashton Farmer, *Assistant Strength & Conditioning Coach*
 Brandon Golden, *Assistant Strength & Conditioning Coach*
 Brandon Stegall, *Assistant Strength & Conditioning Coach*

DR. CAL CHRISTIAN , <i>Faculty Athletics Representative</i>	4513
--	------

NITA BOYCE , <i>Assistant AD/Student Development</i>	4550
---	------

Jennifer Bonner, *Assistant Director of Student Development*
 Faison Campbell, *Learning Specialist*
 Kristen Cooney, *Academic Coordinator*
 Carlester Crumpler, *Academic Coordinator*
 Ashleigh Hayes, *Academic Coordinator*
 Brian O'Hara, *Assistant Director of Student Development*
 Caroline Umphlett, *Academic Coordinator*
 Rebecca Wade, *Academic Coordinator*

ANGIE LOWER , <i>Human Resources Coordinator</i>	4530
---	------

Head Coaches

AMANDA BARNES, Women's Lacrosse	5360
CC BUFORD, Women's Golf	1423
JOE DOOLEY, Men's Basketball	4592
SUSIE GLYNN, Cheerleading	4510
CLIFF GODWIN, Baseball	1985
JASON HAMILTON, Women's Soccer	1427
SHAWN HEINCHON, Men's Tennis	1421
MIKE HOUSTON, Football	4570
MATT JABS, Swimming & Diving	4608
KRISTIN JEFFRIES, Dance	4512
CURT KRAFT, Track & Field/Cross Country	1417
KIM MCNEILL, Women's Basketball	4586
TOM MORRIS, Women's Tennis	1422
COURTNEY OLIVER, Softball	1428
ANDREW SAPP, Men's Golf	1424
JULIE TORBETT, Volleyball	1425

Primary Media Outlets

Beat Writers

Ronnie Woodward, Greenville Daily Reflector
(rwoodward@reflector.com, @RonnieW11) C: 919-632-1878

Mitchell Thomas, Washington Daily News
(mitchell.thomas@thewashingtondailynews.com) O: 252-946-2144

Jordan Honeycutt, New Bern Sun-Journal
(jordan.honeycutt@newbernsj.com) O: 252-635-5670

Chris Miller, Jacksonville Daily News
(Chris.Miller@JDNews.com) O: 910-353-1171

Paul Durham, Wilson Times
(paul@wilsontimes.com) C: 252-230-8059

Al Myatt, Bonesville Media
(almyatt2004@yahoo.com, @almyatt2010) C: 910-890-2094

Brett Friedlander, North State Journal
(asouthernfried04@aol.com, @BFriedACC) C: 910-890-2094

The East Carolinian, campus
(www.theeastcarolinian.com, @TEC_NewsPaper) O: 252-328-6366

Online

Stephen Igoe, Hoist The Colours/247Sports
(igoes10@gmail.com, @Stephen_HTC) C: 252-531-1836

Mark Lindsay, Pirate Illustrated/Rivals
(mark@pirateillustrated.com) C: 252-916-8019

David Richmond, The Sports Objective
(thesportsobj@gmail.com, @TheSportsOBJ) C: 252-290-0375

Wire Services

Aaron Beard, Associated Press
(abeard@ap.org, @AaronBeardAP) C: 919-612-7628

Joedy McCreary, Associated Press
(jmccreary@ap.org, @JoedyAP) C: 919-630-3309

Radio

Jeff Charles (play-by-play), Pirate IMG Sports Network
(piratevoiceecu@gmail.com) C: 252-341-9898

Troy Dreyfus, Pirate Radio
(troy@pirateradio1250.com, @pirateradio1250) C: 252-531-9898

Patrick Johnson, 94.3 The Game
(patrick@ibxmmedia.com, 943TheGame) O: 252-355-2234

Television

Brian Bailey, WNCT-TV/CBS
(bailey@wnct.com, @bbaileywnct) C: 252-327-9000

Brian North, WCTI-TV/ABC
(bnorth@wcti12.com, @BrianNorth4) C: 252-259-9629

Billy Weaver, WITN-TV/NBC
(billy.weaver@witntv.com, @billyweaver14) C: 252-531-5666

Conference

Tom Fenstermaker, American Athletic Conference
(tfenstermaker@theamerican.org, @American_MBB) O: 401-453-0660

Lodging, Dining & Transportation

Greenville Hotels/Motels

Baymont Inn and Suites	(252) 364-8980
Best Western Suites	(252) 752-2378
Candlewood Suites	(252) 317-3000
Comfort Inn	(252) 355-0070
Courtyard by Marriott	(252) 329-2900
Days Inn	(252) 752-0214
Hampton Inn	(252) 355-7474
Quality Inn	(252) 758-5544
Hilton Greenville	(252) 355-5000
Holiday Inn Greenville	(252) 355-8300
Holiday Inn Express	(252) 754-8300
Microtel Inn & Suites	(252) 758-7282
Residence Inn by Marriott	(252) 364-8999
Wingate Inn	(252) 558-1192

Recommended Greenville Restaurants

A Tavola Market Café	(252) 321-5533
A.J. McMurphy's	(252) 355-7956
Bad Daddy's Burger Bar	(252) 756-5384
Basil's Restaurant & Pizzeria	(252) 353-5800
Bonfish Grill	(252) 754-0761
Buffalo Wild Wings	(252) 758-9191
Café Duo	(252) 439-2233
Carolina Ale House	(252) 317-0005
Cheddar's	(252) 321-1002
Chicos	(252) 757-1666
Chili's	(252) 355-7449
Chipotle Mexican Grill	(252) 756-0353
Christy's Euro Pub	(252) 758-2774
CPW's	(252) 757-7756
Crossbones Tavern	(252) 689-6199

Cubbies	(252) 321-8091
Dickinson Avenue Public House	(252) 689-6388
East Coast Wings & Grill	(252) 752-9464
Fire American Tavern	(252) 565-7333
Five Guys	(252) 364-2838
Ford + Shep	(252) 689-6853
GK Café	(252) 752-7662
Golden Corral	(252) 756-4412
Hibachi Grill & Buffet	(252) 321-8882
Jack Brown's	(252) 689-6827
Kickback Jack's	(252) 329-0400
Logan's Roadhouse	(252) 439-4313
Longhorn Steakhouse	(252) 830-6100
Luna Pizza Café	(252) 751-0900
Mayflower Seafood	(252) 321-6188
McAlister's Deli	(252) 353-8000
Mellow Mushroom	(252) 565-8220
Mi Cabana	(252) 931-9566
Moe's Southwest Grill	(252) 353-6637
Nino's Cucina Italiana	(252) 689-6446
Noodles and Company	(252) 756-6735
Olive Garden	(252) 321-7498
Outback Steakhouse	(252) 321-8444
Panera Bread	(252) 317-8787
Professor O'Cool's	(252) 355-2946
Parker's BBQ	(252) 758-9215
Red Robin Gourmet Burgers	(252) 558-4308
The Rickhouse	(252) 689-6377
Sam Jones BBQ	(252) 689-6449
Shogun	(252) 565-8818
Smashed Waffles	(252) 364-2872
Starlight Café	(252) 707-9033

Texas Roadhouse	(252) 353-7427
The Blackened Kraken	(252) 215-8822
The Scullery	(252) 321-1550
Tie Breakers	(252) 439-0555
Wasabi 88	(252) 493-0510
Wingstop	(252) 689-6220
Winslow's Tavern	(252) 364-8921
Zoes Kitchen	(252) 353-0485

ECU also encourages you to take advantage of the following pizza delivery and fast food restaurants: Domino's, Little Caesar's Pizza, Marabella Old World Pizza, Papa John's Pizza, Pizza Hut, Chick Fil-A, Taco Bell, Subway, Firehouse Subs, Jimmy Johns, Bojangles, Zaxby's, Kentucky Fried Chicken, Burger King, Hardee's, McDonald's and Wendy's.

Automobile Rentals

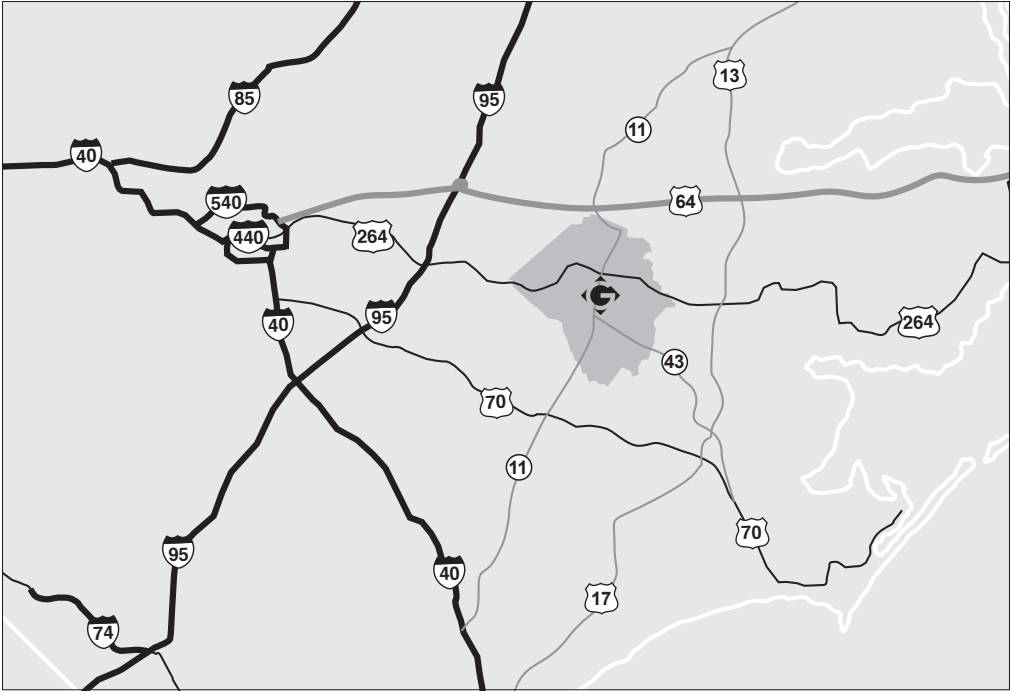
Avis	(252) 758-4797
Bill Askew Motors, Inc.	(252) 756-9102
Budget	(252) 321-1175
Enterprise	(252) 758-3400
Hertz	(252) 752-7518
Toyota Rent a Car	(252) 321-3000

Commercial Air Service

American Airlines*	(800) 433-7300
Delta Airlines	(800) 221-1212
Jet Blue	(800) 538-2583
Southwest Airlines	(800) 435-9792
United Airlines	(800) 864-8331

*offers daily commuter service to/from Greenville (PGV); remaining airlines service Raleigh-Durham (RDU)

Getting to Greenville



■ FROM THE TIDEWATER (VA.) AREA

Take U.S. Highway 13 from Suffolk to Ahoskie, N.C. Take bypass around Ahoskie (N.C. Highway 11) and take N.C. Highway 11 to Greenville where it turns into Memorial Drive. Take Fifth Street to Cotanche Street and take a right. Take Cotanche, which turns into Charles Boulevard to Ficklen Drive and take a left. Minges Coliseum is up the hill on the right.

■ FROM I-95 NORTH

Take I-95 South to U.S. Highway 264 exit (Wilson, N.C.). Take a left at the end of the exit ramp and continue on U.S. Highway 264 past Wilson and head into Greenville. Take U.S. Highway 264 to Allen Road (second traffic light) and turn right. Allen Road turns into Greenville Boulevard. Take Greenville Boulevard to Charles Boulevard and take a left (ECU message board on corner). Take Charles Boulevard down hill (passing Clark-LeClair Stadium on the right) and turn right on Ficklen Drive. Minges Coliseum is up the hill on the right.

■ FROM I-95 SOUTH

Take I-95 North to US 264 exit (Wilson, N.C.). Take a right and continue on U.S. Highway 264 past Wilson and head into Greenville. Take U.S. Highway 264 to Allen Road (second traffic light) and turn right. Allen Road turns into Greenville Boulevard. Take Greenville Boulevard to Charles Boulevard and take a left (ECU message board on corner).

Take Charles Boulevard down hill (passing Clark-LeClair Stadium on the right) and turn right on Ficklen Drive. Minges Coliseum is up the hill on the right.


■ FROM THE TRIANGLE AREA

Take U.S. Highway 64 from Raleigh and head east. Exit right onto U.S. Highway 264 past Zebulon and head east past Wilson and toward Greenville. Take U.S. Highway 264 to Allen Road (second traffic light) and turn right. Allen Road turns into Greenville Boulevard. Take Greenville Boulevard to Charles Boulevard and take a left (ECU message board on corner). Take Charles Boulevard down hill (passing Clark-LeClair Stadium on the right) and turn right on Ficklen Drive. Minges Coliseum is up the hill on the right.

■ FROM WILMINGTON

Take I-40 northwest to Wallace. Take right onto N.C. Highway 51 and head north through Chiquapin and Beulaville (about 20-25 miles). Get on N.C. Highway 241 in Beulaville and head about 10 miles north to Pink Hill, where you will pick up N.C. Highway 11. Take N.C. Highway 11 through downtown Kinston and into Greenville, where it turns into Memorial Drive. Take Memorial Drive to Greenville Boulevard and take a right. Take Greenville Boulevard to Charles Boulevard and take a left (ECU message board on corner). Take Charles Boulevard down hill (passing Clark-LeClair Stadium on the right) and turn right on Ficklen Drive. Minges Coliseum is up the hill on the right.

THE UNIVERSITY



East Carolina University

■ WHO WE ARE

East Carolina University is a 112-year-old public university nationally recognized for preparing educators and primary care physicians and for its cultural and performing arts programs.

It enrolls more than 28,700 undergraduate, graduate and doctoral students and is North Carolina's largest preparer of newly licensed teachers and nurses. ECU is the state's most influential preparer of physicians who practice in North Carolina, especially in rural and underserved communities. It is home to a rapidly growing Honors College and the largest College of Business in North Carolina. Additionally, the university is one of only a few nationwide with dental medicine, engineering and medicine at the same institution.

Our motto is *Servire, or To Serve*.

■ QUICK FACTS

- **Military ties:** ECU is located near four major military bases, including Camp Lejeune and Fort Bragg. In 2010, the university received the Freedom Award from the United States Department of Defense for its support of military families and service men and women, and in 2017, ECU was the first university to receive the United States Department of Defense Extraordinary Support Award for sustained support of National Guard and Reserve service members.

- **Economic Muscle:** ECU's economic impact is estimated at \$2.8 billion statewide, with more than \$1.8 billion in eastern North Carolina.

- **Medicine:** No medical school in North Carolina – and only one other in the nation – has produced a higher percentage of family physicians in the last decade than ECU's Brody School of Medicine, according to the American Academy of Family Physicians.

Brody leads the state in its percentage of graduates who are currently practicing primary care in North Carolina. Brody's medical and residency program graduates practice in 86 of North Carolina's 100 counties.

ECU Physicians, Brody's faculty-led practice, includes more than 500 medical providers who see patients in dozens of primary and specialty care clinics. The practice serves as the "health care safety net" for a 29-county area of eastern N.C., providing care to a disproportionately large number of patients who are uninsured or enrolled in government-sponsored health insurance programs.

Brody laboratory and clinical researchers are studying the health conditions and health challenges most prevalent throughout the region. They're recognized as international leaders in the study of metabolic diseases like diabetes, hypertension and obesity.

- **Dental Medicine:** The ECU School of Dental Medicine employs a nationally unique model of education and patient care that earned it a 2019 Gies Award for Innovation from the American Dental Education



ECU®

Association. Fourth-year dental students complete three 9-week rotations at the school's statewide community service learning centers, giving them a well-rounded and diverse experience serving patient populations in different parts of North Carolina.

The eight centers, strategically placed to best meet the needs of the state's rural and underserved populations, are located in Ahoskie, Brunswick County, Davidson County, Elizabeth City, Lillington, Robeson County, Sylva and Spruce Pine.

The dental school's on-campus clinics and community service learning centers have treated nearly 64,000 patients from all 100 North Carolina counties since the dental school enrolled its inaugural class in 2011.

- **Leading in Preparing Teachers:** ECU's Partnership East program, funded by a private sector grant, helps fill an urgent need for teachers in North Carolina's rural classrooms by providing scholarships allowing residents of rural communities to complete their senior year teaching internships without leaving home. Seventy-five percent of Partnership East graduates are teaching in North Carolina, and 94 percent of those are teaching in eastern North Carolina.

- **National Recognition for Engagement and Public Service:** ECU received the prestigious C. Peter Magrath Award for University/Community Engagement in 2012 from the Association of Public and Land Grant Universities for its partnership with and service to the citizens of West Greenville through the Lucille W. Gorham Intergenerational Center.

- **Improving Lives:** Dr. Sy Ateaz Saeed, chair of ECU's Department of Psychiatry and Behavioral Medicine and Founding Director of the North Carolina Statewide Telepsychiatry Program (NC-STeP), a state-funded program covering more than 60 hospitals in North



Carolina, received the University of North Carolina System's highest faculty honor in 2019. He was honored with the Oliver Max Gardner Award, recognizing faculty who have "made the greatest contribution to the welfare of the human race," for his work to increase access to mental health services for patients in rural and underserved areas. Dr. Saeed is the ninth ECU faculty member to receive the award.

■ OTHER NOTABLES

- ECU nurtures a culture of high academic achievement on campus. The Honors College receives more than 1,200 competitive applications for 200 freshmen openings. Each freshman entering the Honors College receives some level of scholarship support.
- In addition, we integrate public service into the custom learning experience of our highest-performing students, immersing them in leadership and learning that requires service projects as part of the Honors College curriculum.
- We are a highly diverse campus, with minorities making up 32 percent of our undergraduate students. In fall 2018, ECU's medical school welcomed its most diverse class of medical students in its 42-year history. More than half are minority students, and 33 percent are from minority groups – African-American, Native

American and Hispanic or Latino – who are considered "underrepresented in medicine."

- Notable East Carolina alumni include Pulitzer Prize winners **Rick Atkinson** and **Dan Neil**; **Scott Avett**, musician and visual artist; **Ronnie Barnes**, senior vice president of medical services, New York Giants; **Howell Binkley**, Tony Award-winning Broadway lighting designer; **Velton Ray Bunch**, Emmy Award-winning composer; **Lisa Callahan**, chief medical officer and senior vice president of player care, MSG Sports; **Major General Jeffrey Clark**, former director, Walter Reed National Military Medical Center; **Ron Clark**, educator and New York Times bestselling author; **Cassandra Deck-Brown**, chief of police, Raleigh, North Carolina; **Janice Faulkner**, former North Carolina secretary of state and secretary of revenue; **Beth Grant**, Screen Actors Guild Award-winning actor; **Bob Grezycyn**, former president and CEO of Blue Cross and Blue Shield of North Carolina; **Kelly King**, chairman and CEO, BB&T; **James Maynard**, founder of Golden Corral restaurants; **Robert Morgan**, former United States senator; **Ben Owen III**, North Carolina potter; **Sandra Mims-Rowe**, retired editor of the Pulitzer Prize-winning *The Daily Oregonian*; **Ruth Shaw**, former president and CEO of Duke Power; **Kevin Williamson**, Saturn Award-winning screenwriter.

Interim Chancellor

■ DAN GERLACH (Notre Dame '89)

Dan Gerlach assumed duties as interim chancellor at East Carolina University on May 6, 2019 after being named to the position by University of North Carolina System Interim President Bill Roper in April.

"Dan Gerlach has been a tremendous advocate for higher education and eastern North Carolina for more than a decade," said Roper. "I know Dan will work in lock-step with the strong leadership team at East Carolina, which includes the ECU Board of Trustees, the UNC Board of Governors, faculty, staff and students, alumni and the entire East Carolina community. With his exemplary record of service and leadership, he is the ideal candidate to lead ECU going forward."

Since October 2008, Gerlach has served as president of the Golden LEAF Foundation. Gerlach previously served as a legislative budget analyst, nonprofit policy director and senior advisor to the governor. He has served on over a dozen commissions on budget, tax, agriculture and economic development at the state and national level. He is currently on the boards of the MyFutureNC Commission and the N.C. Early Childhood Foundation. He was named to the transition committee for Roper



earlier this year.

"It is an honor and privilege to be asked to serve in this role at East Carolina University," Gerlach said. "ECU provides more opportunity for rural North Carolinians than any other institution, and I look forward to working with the entire ECU community to meet the needs of our students, their families and the communities that look to this great university for inspiration and leadership. It's a great day to join Pirate Nation."

Gerlach has led Golden LEAF on its primary mission to build economic opportunity across North Carolina. The Golden LEAF Foundation was established in 1999 to administer one half of the tobacco

settlement agreement monies back into North Carolina's rural and economically distressed communities. Under Gerlach's leadership, the foundation has partnered with state and local governments and other foundations. Through grants, collaboration, innovation and stewardship, Golden LEAF has been firmly established as an independent and perpetual foundation.

Gerlach earned an MPA in state and local public finance from the Maxwell School of Citizenship and Public Affairs at Syracuse University in 1990 after receiving bachelor's degrees in economics and English from the University of Notre Dame in 1989. He previously served as an adjunct instructor of public administration at UNC-Chapel Hill and N.C. State University.

East Carolina University Administration

Dan Gerlach	<i>Interim Chancellor</i>
Dr. Ron Mitchelson	<i>Provost</i>
Dr. Mark Stacy	<i>Vice Chancellor for Health Sciences</i>
Sara Thorndike	<i>Vice Chancellor for Administration and Finance</i>
Dr. Virginia Hardy	<i>Vice Chancellor for Student Affairs</i>
Dr. Jay Golden	<i>Vice Chancellor for Research, Economic Development and Engagement</i>
Chris Dyba	<i>Vice Chancellor for University Advancement</i>
Donna Gooden Payne, J.D.	<i>University Counsel and Vice Chancellor for Legal Affairs</i>
James F. Hopf, J.D.	<i>Chief of Staff</i>
Jon Gilbert	<i>Director of Athletics</i>



Director of Athletics

■ JON GILBERT (Lenoir-Rhyne '91)

Jon Gilbert was named director of athletics at East Carolina University in December of 2018.

Prior to serving as athletics director at the University of Southern Mississippi since January 2017, Gilbert worked in senior athletics administrative positions at two Southeastern Conference institutions - the University of Alabama and the University of Tennessee.

At Southern Miss, Gilbert installed a student-athlete first mindset that focused on education, comprehensive excellence and community involvement. He used a grassroots approach to share his vision with stakeholders, speaking at numerous local, regional and state events.

USM increased resources in the areas of academic success and student-athlete well-being under his leadership. The school hired Conference USA's first full-time nutritionist and built the student-athletes' first nutrition fueling bar. To further assist student-athlete development, Gilbert added positions of learning specialist, tutors and life skills staff members. Additionally, student-athletes volunteered more than 3,800 hours of community service from 2016-17.

In the classroom, 67 Southern Miss student-athletes were named to the President's List (4.0 GPA) and 102 student-athletes to the Dean's List (3.50-3.99 GPA) in 2017-18. Overall, all 17 teams met or exceeded the national average in the NCAA Academic Progress Rate (APR) standards.

In competition, the Golden Eagles won three conference championships with four athletic teams advancing to the NCAA postseason. In addition, USM had 10 individual conference champions, one C-USA player-of-the-year,



two league coach-of-the-year honorees and nine NCAA All-America selections.

As part of a restructure in the athletics development office, the department generated the highest cash and support in department history while the Eagle Club registered its second-highest ever membership total. As part of the "I'm In" Campaign, the Eagle Club gained 100 percent participation from athletics staff members.

Gilbert came to Southern Miss from Tennessee, where he served as executive senior associate athletics director since 2011 under former longtime ECU athletics administrator Dave Hart. At UT, Gilbert was responsible for different facets of day-to-day department of athletics operations. His role included leadership duties across the department from strategic planning and management, to external operations, academic affairs and more.

Before his experience at Tennessee, Gilbert worked for nearly 17 years at Alabama where he served in multiple roles, including associate athletics director from 2009 to 2011. There, the development office generated \$82 million in gifts and pledges for the Crimson Tide Foundation and Gilbert had oversight of the marketing and promotions department, as well as all facets of the ticket office and seat licensing program.

Gilbert is a 1991 graduate of Lenoir-Rhyne College in Hickory, N.C., where he was a three-year letterman on the football team. He earned a master's degree in sport administration at Eastern Kentucky University in 1992, while working as a graduate assistant football coach. The Colonels captured one Ohio Valley Conference championship and earned two berths in the NCAA Division I-AA playoffs.

He and his wife, Katie, have two teenage children - daughter Larsen and son Kent.

■ LEADERSHIP TEAM



Caroline Bevallard



Stephanie Coleman



Mike Hanley



Alex Keddie



J.J. McLamb



Ryan Robinson



Phillip Wood

Caroline Bevallard *Senior Associate AD/Administration & SWA*
Stephanie Coleman *Associate Vice-Chancellor/Budget & Athletics Fiscal Affairs*
Mike Hanley *Senior Associate AD/Student Services*
Alex Keddie *Senior Associate AD/Compliance*
J.J. McLamb *Senior Associate AD/Internal Operations*
Ryan Robinson *Executive Associate AD/External Operations*
Phillip Wood *Senior Associate AD/Pirate Club*

Williams Arena at Minges Coliseum

One of the most intimate and fan friendly arenas in all of NCAA Division I Basketball is Williams Arena at Minges Coliseum, home of ECU basketball. This cozy 7,100-seat facility gives the Pirates a distinct home court advantage unlike any other.

Now in its 52nd season of hosting Pirate basketball, the coliseum is connected to the second level of the Murphy Center by an indoor walkway. The floor inside Williams Arena at Minges Coliseum received a fresh look prior to the 2019-20 season with new designs and logos, while a new video boards and scoreboards were installed in 2014-15. Courtside seating was also instituted in recent years.

After 27 years of basketball, Minges Coliseum underwent a facelift prior to the 1994-95 season. The anticipation was great and the much-awaited unveiling was everything it was supposed to be and more. The renovations, totaling almost \$12 million, have made the arena one of the finest on-campus basketball facilities on the East Coast.

Constructed at a cost of \$2 million, Minges Coliseum was dedicated on Jan. 27, 1968, in the name of the Minges family of Greenville, N.C. As owners of Pepsi-Cola bottling operations in Greenville, Kinston and New Bern, the Minges family has provided leadership and support of ECU Athletics over the years, going back to the days when the late Dr. Ray Minges served as President of the Century Club (forerunner of the Pirate Club), from 1965-68.

The Pirates have won 66 percent of their games since the Coliseum opened in 1967. ECU has had only eight losing records in Minges in its history. Since the building was renovated in 1994, the Pirates have won nearly 70 percent of their home games.

All the Minges Coliseum attendance records were shattered following renovation in 1995, including total season (71,761), average season (5,980 for 12 games) and for a single game (7,670 vs. UNC Wilmington (Feb. 25). The single-game mark, in fact, was broken three times during the season — Jan. 6 vs. East Tennessee State, Jan. 14 vs. James Madison and Feb. 25 vs. UNC Wilmington.

Williams Arena is named in honor and recognition of the late Walter and Marie Williams for their support of ECU Athletics over the years. As alumni of East Carolina College, Walter and Marie have endowed two Men's Basketball Position scholarships, the Spirit of the East Post-Eligibility Scholarship, and an unrestricted student-athlete scholarship on behalf of the University's athletics program. Further, through Trade Oil Company, the Williams family gave the first \$1 million gift ever given to the Educational Foundation in support of ECU Athletics, through the Shared Visions Campaign.

In addition to his financial support, Walter Williams gave his time unselfishly in support of the Pirate Club. During 1997-98, he served as Executive President of the Educational Foundation.



Smith-Williams Center



It had been talked about for years and dreamed about perhaps even longer, but the aspiration of having a dedicated basketball practice facility has become a reality at ECU.

The 49,000 square-foot Smith-Williams Center was officially dedicated on Aug. 30, 2013 as ECU athletic department staff, donors and media got their first look at the sparkling new building which is the new home to both the men's and women's basketball programs, providing them with a state-of-the-art venue in which to practice, train and condition.

Named for lead donors Harry and Tammy Smith and Walter and Marie Williams, the center features mirror image practice courts, locker rooms, coaches' offices, meeting rooms, training rooms for each program and also houses the Athletics Hall of Fame, which features a prideful display of the rich tradition of intercollegiate athletics at ECU.

Each court is named for donors who contributed significantly to the Step Up To The Highest Level campaign. The floor inside the women's practice gym is called Barnhill Court in recognition of the financial support of Bob Barnhill of Tarboro.

The men's gym floor is named Whitaker-Rogers court in appreciation of the monetary gifts of Mike and Janet Rogers of Cary, N.C. and Don and Donna Whitaker of Virginia Beach, Va. Whitaker was a two-year ECU letterman on the hardwood for coaches Dave Patton and Larry Gillman.

The center has a total project cost of \$17 million that was funded entirely through private gifts.



For years, the ECU men's and women's teams have been routinely displaced from the Minges Coliseum for practices due to classes, concerts and numerous other events in the arena, which has been in existence since 1965. In recent years practices have been held at Christenbury Gym, Gold's Gym, North Campus Crossing and area high schools due to scheduling conflicts.

Now they won't have to compete with other activities - or themselves - for court time.

While a lot of the perception is based upon recruiting both coaches and players understand the value it will have on each individual's overall development.

It's because of the vision of former Director of Athletics Terry Holland, who helped initiate the launch of the Step Up To The Highest Level Campaign in the spring of 2010, that the Pirate basketball programs now have a home of their own.

Strength & Conditioning



The Murphy Center, still considered one of the athletic department's newest facilities, is located between Dowdy-Ficklen Stadium and Minges Coliseum. Thanks to a major renovation during the summer of 2019, it is now considered one of the largest and best-equipped strength and conditioning centers in the country.

ECU's Board of Trustees approved the initial project in the spring 1997, thus putting it into the athletics department staff's hands to make this 52,475-square-foot, two-story strength and conditioning/Pirate Club multipurpose center a reality.

ECU's strength and conditioning programs for its student-athletes are based out of the 22,000-square-foot first floor of the \$13 million facility. The weight room has revolutionized the Pirates' strength and conditioning efforts.

The center opened for workouts in June 2002 and was dedicated at ECU's home football game on September 14, 2002.

The second floor of the building features a private dining area for recruits as well as a 9,000-square-foot banquet hall and a large terrace with a view of the football stadium for Pirate Club functions.

Because of its location behind the Dowdy-Ficklen Stadium endzone and its connection to Minges Coliseum and the Smith-Williams Center (ECU Athletics Hall of Fame), the Murphy Center is an ideal place for Pirate Club members to socialize at both football and basketball games.

ECU's student-athletes train for competition under the direct supervision of Director for Strength and Conditioning John Williams, Jr.. The 2019-20 full-time strength staff consists of assistants Vinnie Calautti, Lauren Collier, Ahston Farmer, Brandon Golden and Brandon Stegall.

Athletic Training

The student-athlete at ECU has the luxury of having one of the most dedicated health care teams in the Southeast. Directed by Mike Hanley, Senior Associate Athletics Director for Student Services, along with trainers, Dillion Barron, Krista Carano, Nate Clark, Lannie Hales, Hannah Herman, Molly Maffei, Allie Minori, Jake Moore, Kassy Mosley, Kelsey Reilly, Zach Wright, Zac Womack, Casey Zimmerman and team physician Dr. Joe Armen. The ECU Athletic Training program provides every Pirate student-athlete

the best available care for their injuries. Hanley, the 2009 National Athletic Trainer's Association (NATA) Trainer-of-the-Year, and his staff are assisted by a wide array of community-based physicians and other health care providers.

Housed in the Ward Sports Medicine Building adjacent to Dowdy-Ficklen Stadium and Minges Coliseum, the main athletic training room is a modern facility complete with the latest equipment. Satellite athletic training rooms are located in Minges Coliseum, Murphy Strength and Conditioning Center, Clark-LeClair Stadium, Smith-Williams Basketball Facility and the Williams-Harvey Teams Building (Terry Holland Sports Complex).

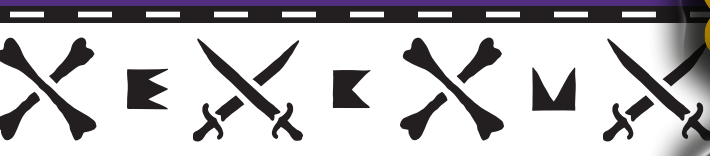
ATHLETIC TRAINING STAFF (FULL-TIME)

Dillion Barron	Assistant Athletic Trainer (Soccer)
Krista Carano	Assistant Athletic Trainer (Lacrosse/Women's Golf)
Nate Clark	Associate Athletic Trainer (Men's Basketball)
Lannie Hales	Assistant Athletic Trainer (Track & Field)
Hannah Herman	Assistant Athletic Trainer (Swimming & Diving)
Molly Maffei	Assistant Athletic Trainer (Volleyball)
Allie Minori	Assistant Athletic Trainer (Tennis & Cheer)
Jake Moore	Head Football Athletic Trainer
Kassy Mosley	Assistant Athletic Trainer (Women's Basketball)
Kelsey Reilly	Assistant Athletic Trainer (Softball/Men's Golf)
Zach Wright	Assistant Athletic Trainer (Football)
Zac Womack	Head Athletic Trainer (Baseball)
Casey Zimmerman	Assistant Athletic Trainer (Track/Cross Country)
Katie Walsh Flanagan	Education Program Director

PROFESSIONAL CONSULTANTS

Dr. John Siegel	Team Physician Emeritus
Dr. Joe Armen	Team Physician/Student Health Services
Dr. Randy Fussell	Dentistry
Dr. Phil Perdue	Orthopedics
Dr. Chris Hasty	Orthopedics
Dr. Stuart Lee	Neurosurgery
Dr. Kevin Youngs	Physical Therapy
Dr. Dennis McGee	Chiropractic
Dr. Greg Murphy	Urology
Kaitlyn Vann	Sports Medicine Fellow

COACHING STAFF



Head Basketball Coach



Joe Dooley
(George Washington '88)

After leading Florida Gulf Coast to five conference titles and five consecutive 20-win seasons, former ECU head men's basketball coach Joe Dooley returned for a second stint at the helm of the Pirates' program beginning with the 2018-19 campaign. The 2019-20 season marks his sixth overall season as head coach at ECU and 11th overall with a five-year tenure leading Florida Gulf Coast along with stops at New Mexico, Wyoming and Kansas sandwiched between head coaching duties in Greenville.

He has a 10-year overall head coaching ledger of 181-131 (.580), including five years at ECU.

During his first year back in Greenville, he laid the foundation for the future of Pirate basketball, highlighted by a win over league champion Cincinnati. He helped rookie Jayden Gardner earn all-freshman team honors in the American Athletic Conference as well as second-team all-district accolades. ECU was also lauded with academic awards from The American and National Basketball Coaches Association as eight players were named to The American All-Academic Team and three to the NABC Honors Court.

His first full recruiting class (of 2019) was ranked No. 10 by *The Hoop Scoop*. The group consisted of seven junior college transfers, four of which were ranked

among the top 50 JUCO players in the country, as well as four freshmen.

Dooley finished his time at FGCU with a five-year record of 114-58 (.663), leading the Eagles to three Atlantic Sun (ASUN) Conference regular season championships, including their first-ever title in 2014, and two second-place finishes. He also helped them capture two conference tournament trophies and earn NCAA Tournament appearances in 2016 and 2017. The Eagles defeated Fairleigh Dickinson in the 2016 First Four to advance into the main bracket.

Dooley was twice named ASUN Coach-of-the-Year (2017, 2018) as well as the 2017 NABC District III Coach-of-the-Year. He coached 10 all-conference selections, including 2018 ASUN Player-of-the-Year and Associated Press honorable mention All-America selection Brandon Goodwin as well as 2017 ASUN Defensive Player-of-the-Year Demetris Morant.

The Eagles participated in postseason play each of Dooley's five seasons in Fort Myers, winning 21 or more games every year with two NIT and one CIT appearance in addition to a pair of trips to the NCAA Tournament.

FGCU finished among the top-25 nationally in field goal percentage three times, rebounds per game twice and was among the top-42 in scoring twice during Dooley's tenure.

A renowned recruiter, three of Dooley's recruiting classes at FGCU were ranked No. 1 in the ASUN with each of those classes ranked among the top-25 outside

THE JOE DOOLEY FILE:

Coaching Experience: 10th Season On The ECU Staff

2018-present	Head Coach East Carolina University, Greenville, N.C.
2013-18	Head Coach Florida Gulf Coast University, Fort Myers, Fla.
2003-13	Assistant Coach University of Kansas, Lawrence, Kan.
2002-03	Assistant Coach University of Wyoming, Laramie, Wyo.
1999-02	Assistant Coach University of New Mexico, Albuquerque, N.M.
1995-99	Head Coach East Carolina University, Greenville, N.C.
1991-95	Assistant Coach East Carolina University, Greenville, N.C.
1989-91	Assistant Coach University of South Carolina, Columbia, S.C.

Coaching Honors

2017-18	Atlantic Sun Coach-of-the-Year
2016-17	Atlantic Sun Coach-of-the-Year NABC District III Coach-of-the-Year

Playing Experience

1984-88	Four-year letterwinner George Washington University, Washington, D.C.
---------	--

Education

1988	B.A. in speech communications George Washington University, Washington, D.C.
------	---

Personal Data

Full Name	Joseph Gerald Dooley III
Age	54
Birthdate	Jan. 29, 1965
Wife	Tanya
Son	Max

the Major 7 conferences (ACC, American, Big East, Big Ten, Big XII, PAC-12 and SEC).

He also tutored 26 ASUN All-Academic performers during his five season on the Fort Myers campus.

Dooley led ECU to an overall record of 57-52 during his four- year tenure that included back-to-back 17-win campaigns during his first two years. He won more games (44) in his first three years at the helm of the program than any of his predecessors.

In 1996-97, he led the Pirates to their only top-3 finish during their 15-year membership in the Colonial Athletic Association (CAA), tying for third with a 9-7 record led by Raphael Edwards, who was a two-time all-conference selection under Dooley's tutelage.

Dooley was the youngest head coach in NCAA Division I men's basketball at the age of 29 when he was promoted to ECU's top basketball position in April of 1995.

Prior to being named head coach, Dooley served four seasons as coach Eddie Payne's top assistant and was part of the Pirates' staff that went to the 1993 NCAA Tournament by securing the CAA's automatic bid.

Before coming to Greenville, Dooley and Payne served on the same staff as assistant coaches at South Carolina for three seasons.

Dooley began his coaching career as an assistant on the Gamecocks' staff in 1988 under George Felton, working alongside Payne and three-time National Coach-of-the-Year Tubby Smith before accompanying Payne to Greenville.

He later served as an assistant coach at New Mexico (1999-02) and Wyoming (2002-03) before joining Bill Self, a four-time Big XII Coach-of-the-Year during their 10 campaigns together, for his inaugural season at Kansas in 2003-04. During his decade in Lawrence, the Jayhawks compiled a 300-58 record, including a 137-27 mark in the Big XII with nine regular-season crowns and six conference tournament titles.

He won a national championship as an assistant coach at Kansas in 2008 and helped the Jayhawks earn another Final Four berth in 2012.

In 2010, Dooley ranked first among all "High-Major Assistants" by Foxsports.com, which was up from his No. 6 ranking by the media outlet in 2008. In 2007, he was rated the fourth-best recruiter in the nation by Rivals.com. Dooley recruited or coached 14 NBA draft picks in his 10 years at KU, including nine first-round selections.

In 30 years as an assistant and head coach, Dooley has helped lead six different programs into the postseason, accumulated 657 victories with 14 NCAA Tournament appearances and seven NIT bids.

Dooley is a 1988 graduate of George Washington University in Washington, D.C., where he earned his bachelor's degree in speech communications. A four-year basketball letterwinner at GW, he started his last two seasons and was elected a team captain as a senior.

A native of West Orange, N.J., Dooley and his wife, Tanya, have a son, Max.



■ YEAR-BY-YEAR HEAD COACHING RECORD

Year	School	Record	.Pct	Conference (Finish)	Postseason
1995-96	East Carolina	17-11	.607	9-9 (T-4th; CAA)	
1996-97	East Carolina	17-10	.629	9-7 (T-3rd; CAA)	
1997-98	East Carolina	10-17	.370	5-11 (T-7th; CAA)	
1998-99	East Carolina	13-14	.481	7-9 (7th; CAA)	
2018-19	East Carolina	10-21	.323	3-15 (11th; AAC)	
Overall		67-73	.478	33-51	
2013-14	Florida Gulf Coast	22-13	.626	14-4 (T-1st; ASUN)	NIT First Round
2014-15	Florida Gulf Coast	22-11	.667	11-3 (2nd; ASUN)	CIT First Round
2015-16	Florida Gulf Coast	21-14	.600	8-6 (T-2nd; ASUN)	NCAA First Round First Four Win
2016-17	Florida Gulf Coast	26-8	.764	12-2 (1st; ASUN)	NCAA First Round
2017-18	Florida Gulf Coast	23-12	.657	12-2 (1st; ASUN)	NIT First Round
Overall		114-58	.663	57-17	
Total		181-131	.580	90-68	

■ YEAR-BY-YEAR NON-HEAD COACHING RECORD

Year	School	Record	.Pct	Conference (Finish)	Postseason
1988-89	South Carolina	19-11	.633	8-4 (T-2nd Metro)	NCAA First Round
1989-90	South Carolina	14-14	.500	6-8 (T-5th; Metro)	-
1990-91	South Carolina	20-13	.606	5-9 (6th; Metro)	NIT Second Round
1991-92	East Carolina	10-18	.357	4-10 (7th; CAA)	-
1992-93	East Carolina	14-16	.467	4-10 (7th; CAA)	NCAA First Round
1993-94	East Carolina	15-12	.555	7-8 (5th; CAA)	-
1994-95	East Carolina	18-11	.621	7-8 (4th; CAA)	-
1999-00	New Mexico	18-14	.563	9-5 (3rd; MWC)	NIT Second Round
2000-01	New Mexico	21-13	.618	6-8 (T-5th; MWC)	NIT Quarterfinal
2001-02	New Mexico	16-14	.533	6-8 (6th; MWC)	NIT First Round
2002-03	Wyoming	21-11	.656	8-6 (T-4th; MWC)	NIT Second Round
2003-04	Kansas	24-9	.727	12-4 (T-2nd; Big XII)	NCAA Elite 8
2004-05	Kansas	23-7	.766	12-4 (T-1st; Big XII)	NCAA First Round
2005-06	Kansas	25-8	.758	13-3 (T-1st; Big XII)	NCAA First Round
2006-07	Kansas	33-5	.868	14-2 (1st; Big XII)	NCAA Elite 8
2007-08	Kansas	37-3	.925	13-3 (T-1st; Big XII)	NCAA Champions
2008-09	Kansas	27-8	.771	14-2 (1st; Big XII)	NCAA Sweet 16
2009-10	Kansas	33-3	.917	15-1 (1st; Big XII)	NCAA Second Round
2010-11	Kansas	35-3	.921	14-2 (1st; Big XII)	NCAA Elite 8
2011-12	Kansas	32-7	.821	16-2 (1st; Big XII)	NCAA Runner-Up
2012-13	Kansas	31-6	.838	14-4 (1st; Big XII)	NCAA Sweet 16

■ NBA DRAFT PICKS

Year	Player	Team (Rd.)	Year	Player	Team (Rd.)
2005	Wayne Simien	Miami (First)	2011	Markieff Morris	Phoenix (First)
2007	Julian Wright	New Orleans (First)	2011	Josh Selby	Memphis (Second)
2008	Brandon Rush	Portland (First)	2012	Thomas Robinson	Sacramento (First)
2008	Darrell Arthur	New Orleans (First)	2012	Tyshawn Taylor	Portland (Second)
2008	Mario Chalmers	Minnesota (Second)	2013	Ben McLemore	Sacramento (First)
2008	Darnell Jackson	Miami (Second)	2013	Jeff Withey	Portland (Second)
2008	Sasha Kaun	Oklahoma City (Second)	2014	Joel Embid	Philadelphia (First)
2010	Cole Aldrich	New Orleans (First)	2014	Andrew Wiggins	Cleveland (First)
2010	Xavier Henry	Memphis (First)	2017	Frank Mason, Jr.	Sacramento (Second)
2011	Marcus Morris	Houston (First)	<i>Dooley signed and/or coached each player listed</i>		

DOOLEY VERSUS ALL OPPONENTS

Opponent	Record	Opponent	Record	Opponent	Record
A&M - Corpus Christi	0-1	High Point	0-1	Radford	0-1
American	5-4	Houston	0-2	Rhode Island	0-1
Appalachian State	3-1	Illinois State	1-1	Richmond	5-3
Armstrong State	1-0	Iona	0-2	SMU	0-1
Ave Maria	4-0	Jacksonville	7-4	Saint Francis (N.Y.)	1-0
Baylor	0-1	Jacksonville State	2-1	Saint Joseph's	2-0
Binghamton	1-0	James Madison	2-8	Saint Louis	0-1
Boston University	0-1	Kennesaw State	10-1	Samford	1-0
Bowling Green	0-2	Lamar	1-0	San Francisco	1-0
Campbell	4-0	La Salle	1-1	Siena	2-0
Charlotte	0-2	Liberty	2-0	South Carolina	1-0
Cincinnati	1-0	Lipscomb	5-4	South Dakota	0-1
Coastal Carolina	1-0	Long Beach State	1-0	South Dakota State	1-1
Colorado State	1-0	Louisiana	3-0	Stetson	12-1
Delaware State	1-0	Louisiana Tech	1-1	Temple	0-1
Denver	1-0	Marist	1-0	Texas-Arlington	2-0
East Tennessee State	2-1	Massachusetts	2-0	Texas A&M	0-1
Eckerd	2-0	Memphis	0-2	Texas Wesleyan	1-0
Evansville	1-0	Mercer	1-2	Tulane	2-0
Elon	1-0	Michigan State	0-1	Tulsa	0-2
Fairfield	1-0	Middle Tennessee State	0-2	UC Santa Barbara	1-1
Fairleigh Dickinson	1-0	Missouri State	1-0	UCF	0-1
Ferrum	1-0	Mississippi State	0-1	UConn	0-2
FIU	2-3	Navy	1-0	UMES	1-0
Florida Atlantic	1-1	Nebraska	0-1	UNC Asheville	0-2
Florida	0-2	New Jersey Tech	5-1	UNCW	2-7
Florida A&M	0-1	N.C. A&T	1-0	USC Upstate	10-2
Florida Memorial	1-0	NC State	0-1	USF	0-3
Florida National	1-0	North Carolina	0-1	UTRGV	1-0
Florida State	0-2	North Dakota	1-0	VCU	4-6
Florida Tech	3-0	North Florida	9-3	Webber International	2-0
Francis Marion	1-0	Northern Kentucky	4-0	West Virginia	0-1
Furman	2-0	Nova Southeastern	1-0	Wichita State	0-4
George Mason	3-5	Ohio	1-1	William & Mary	5-3
Georgia	0-3	Oklahoma State	0-1	Wofford	2-0
Georgia Southern	1-1	Old Dominion	4-5	Xavier	0-1
Georgia Tech	0-1	Oral Roberts	0-1	Youngstown State	1-0
Green Bay	0-2	Pittsburgh	0-1		
Hartford	1-0	Prairie View	1-0		



Dooley Game-By-Game

■ ECU

1995-96 (17-11, 8-8 CAA)

Elon	W	89-74
at Charlotte	L	65-80
at Wofford	W	68-58
at Coastal Carolina	W	74-62
Campbell	W	62-57
Colorado State	W (ot)	80-72
Missouri State	W (ot)	62-59
at Illinois State	L	52-64
at James Madison	W	62-56
at George Mason	L	76-80
Appalachian State	W	63-39
VCU	W	73-72
at American	L	75-85
Old Dominion	W	72-67
Richmond	W	66-58
UNC Wilmington	W	45-44
at William & Mary	W	71-65
at Richmond	W	66-58
American	L	73-89
George Mason	L	78-92
at VCU	L	71-80
William & Mary	W	88-78
Wofford	W	79-60
James Madison	L	70-72
at UNC Wilmington	L	45-67
at Old Dominion	L	57-81
# vs. American	W	76-60
at VCU	L	60-75

- CAA Tournament (Richmond, Va.)

1996-97 (17-11, 9-7 CAA)

at Fairfield	W	81-64
at Appalachian State	W	57-48
vs. Boston University	L	66-68
at Campbell	W	83-60
Jacksonville State	W	64-49
Louisiana-Lafayette	W	65-56
at Georgia	L	60-73
St. Joseph's	W	68-64
Armstrong State	W	77-54
William & Mary	W	77-58
American	W	66-60
George Mason	W	80-74
at Old Dominion	L	70-79
at VCU	W	65-61
Richmond	W	69-64
James Madison	L	55-59
at UNC Wilmington	L	51-57
Old Dominion	W	78-63
at George Mason	W	85-81
at American	L	61-63
at Jacksonville State	W	82-54
VCU	L (ot)	66-73
at James Madison	L	60-63
at Richmond	L	70-78
UNC Wilmington	W	57-53
at William & Mary	W	59-58
# James Madison	L (2ot)	67-79

- CAA Tournament (Richmond, Va.)

1997-98 (10-17, 5-11 CAA)

at West Virginia	L	66-87
at Saint Louis	L	58-70
at UNC Asheville	L	61-69
at St. Joseph's	W	81-78
Ferrum	W	85-46
Campbell	W	74-62
at Louisiana-Lafayette	W	67-64
Georgia	L	54-55
UNC Asheville	L	57-61
at George Mason	L	51-66
at American	L	63-76
at James Madison	W	90-60
William & Mary	L	63-72
Liberty	W	74-63
Richmond	W	77-67
at VCU	L	54-60
UNC Wilmington	L	52-63
Old Dominion	W	85-71
George Mason	L (ot)	73-79
at Richmond	L	64-79
VCU	W	83-79
American	W	72-62
at Old Dominion	L	61-66
James Madison	L	51-57
at William & Mary	L	69-74
at UNC Wilmington	L	74-84
# at VCU	L	62-65

- CAA Tournament (Richmond, Va.)

1998-99 (13-14, 7-9 CAA)

at Jacksonville State	L	53-61
vs. Campbell	W	77-49
Louisiana-Lafayette	W	75-69
at Liberty	W	80-56
Appalachian State	L	67-68
American	W	64-58
at Green Bay	L	36-63
Evansville	W	82-79
at South Carolina	W	56-34
at Georgia	L	65-82
Francis Marion	W	75-65
at Richmond	L	60-83
VCU	W	71-66
at James Madison	L (ot)	57-73
Old Dominion	L	51-54
at William & Mary	L	66-69
George Mason	W	60-58
at UNC Wilmington	L	59-70
William & Mary	W	61-56
at Old Dominion	W	67-62
James Madison	L	61-64
at VCU	L	66-69
at American	W	59-53
at George Mason	L	68-87
Richmond	W	64-48
UNC Wilmington	L	45-59
# Old Dominion	L (2ot)	62-65

- CAA Tournament (Richmond, Va.)

■ FLORIDA GULF COAST

2013-14 (21-14, 14-4 ASUN)

at Nebraska	L	55-79
Hartford	W	65-51
at Furman	W	70-69
Eckerd	W	72-55
Ave Maria	W	79-56
at NC State	L	62-82
Iona	L	72-90
at FIU	L	61-72
Samford	W	72-61
at USF!	L (2ot)	66-68
at Mississippi State!	L	53-66
! vs. Florida A&M	L	68-77
! vs. Radford	L	63-64
Northern Kentucky	W	60-56
Lipscomb	W	75-62
at Stetson	W	68-55
at North Florida	W	79-55
at Jacksonville	L	69-76
USC Upstate	W	63-60
East Tennessee State	W	90-62
at Mercer	L	55-68
at Kennesaw State	W	83-62
Stetson	W	71-68
Jacksonville	W	100-71
North Florida	W	73-46
at East Tennessee State	L	81-89
at USC Upstate	W	84-80
Mercer	W	75-61
Kennesaw State	W	78-68
at Lipscomb	L	71-92
at Northern Kentucky	W	92-72
\$ Stetson	W	77-55
\$ East Tennessee State	W	69-64
\$ Mercer	L	60-68
% at Florida State	L	53-58

! - Continental Tire Las Vegas Classic

\$ - ASUN Basketball Championship (Ft. Myers, Fla.)

% - NIT

2014-15 (22-11, 11-3 ASUN)

Nova Southeastern	W	63-51
UC Santa Barbara	W	81-75
Ohio	W	79-62
! Marist	W	58-43
! San Francisco	W	62-47
! Green Bay	L	45-59
at South Dakota State	W	71-58
Florida Tech	W	77-58
at Massachusetts	W	84-75
FIU!	63-69	
Furman	W	83-78
at Iona	L	67-86
at Xavier	L	57-71
at Pittsburgh	L	54-71
Ave Maria	W	49-36
at UC Santa Barbara	L	50-63
Stetson	W	72-50
at North Florida	L	64-80
Jacksonville	W	79-50
at USC Upstate	W	71-68
at Kennesaw State	W	54-48
Lipscomb	W	78-62
Northern Kentucky	W	74-64

at Stetson	W	67-51
at Northern Kentucky	W	65-59
at Lipscomb	W	76-74
Kennesaw State	W	54-53
USC Upstate	W	86-72
North Florida	L	62-76
at Jacksonville	L	67-75
\$ Jacksonville	W	81-63
\$ USC Upstate	L	62-63
& at Texas A&M - CC	L	69-75

! - Gulf Coast Showcase (Ft. Myers, Fla.)

\$ - ASUN Basketball Championship (Ft. Myers, Fla.)

& - CIT First Round

2015-16 (21-14, 8-6 ASUN)

at Ohio	L	75-85
Texas Wesleyan	W	85-62
Youngstown State	W (3ot)	104-101
North Dakota	W	73-60
Bowling Green	L	77-82
at Florida	L	50-70
Ave Maria	W	91-34
at Texas A&M	L	65-75
at FIU	W (ot)	84-76
Massachusetts	W	77-76
South Dakota State	L	52-56
Louisiana Tech	L	63-66
at South Dakota	L (ot)	81-89
La Salle	W	86-77
Eckerd	W	68-57
Webber International	W	104-59
Stetson	W	82-53
New Jersey Tech	W (ot)	82-78
USC Upstate	W	85-56
at Kennesaw State	W	79-74
at Lipscomb	L	75-91
Jacksonville	L	69-78
at North Florida	L	76-82
at Jacksonville	L	80-83
North Florida	W	81-65
at USC Upstate	W	71-64
at New Jersey Tech	L	59-68
Lipscomb	W	82-67
Kennesaw State	W	68-63
at Stetson	L	73-80
\$ Kennesaw State	W	74-64
\$ at North Florida	W	89-56
\$ Stetson	W (ot)	80-78
# vs. Fairleigh Dickinson	W	96-65
% vs. North Carolina	L	67-83

\$ - ASUN Basketball Championship

- NCAA Tournament First Four (Dayton, Ohio)

% - NCAA Tournament First Round (Raleigh, N.C.)

2016-17 (26-8, 12-2 ASUN)

^ vs. Florida	L	59-80
Texas-Arlington	W	85-72
at Baylor!	L	72-81
! at Michigan State	L	77-78
Binghamton	W	69-53
Long Beach State	W (ot)	68-67
Ave Maria	W	120-60
at Georgia Southern	W	85-82
Siena	W	73-69
FIUW	82-63	
Georgia Southern	L	59-72
at La Salle	L	80-84
at Louisiana Tech	W	79-78
Florida National	W	107-50
at Florida Atlantic	W	75-62
Florida Tech	W	101-49
at Stetson	W	89-88
at Kennesaw State	W	78-75
at Lipscomb	W	84-80
USC Upstate	L	60-62
New Jersey Tech	W	84-71
at North Florida	W	86-82
Jacksonville	W	78-56
North Florida	W	74-59
at Jacksonville	W	67-57
Lipscomb	L	60-65
Kennesaw State	W	75-63
at New Jersey Tech	W	80-73
at USC Upstate	W (ot)	97-89
Stetson	W	80-70
\$ Stetson	W	87-57
\$ Kennesaw State	W	74-62
\$ North Florida	W	77-61
% vs. Florida State	L	80-86

^ - at Jacksonville, Fla.

\$ - ASUN Basketball Championship (Fort Myers, Fla.)

% - NCAA Tournament First Round (Orlando, Fla.)

2017-18 (23-12, 12-2 ASUN)

Illinois State	W	98-87
at Siena	W	86-53
at Bowling Green	L	80-83
at Middle Tennessee State	L	72-85
Denver	W	79-71
Navy	W	70-54
St. Francis (N.Y.)	W	75-51
Webber International	W	115-61
Middle Tennessee State	L	76-81
Florida Atlantic	L	88-92
at Texas-Arlington	W	85-78
Oral Roberts	L	64-83
at FIU	L	88-91
at Wichita State	L	75-65
at Rhode Island	L	60-80
Florida Memorial	W	76-42
Florida Tech	W	62-54

Stetson	W	90-52
USC Upstate	W	75-58
New Jersey Tech	W	68-54
at Lipscomb	W	88-83
at Kennesaw State	W	66-49
at North Florida	W	96-87
Jacksonville	W	68-62
North Florida	W	103-70
at Jacksonville	W	80-55
at New Jersey Tech	W	88-71
at USC Upstate	W	88-71
Kennesaw State	L	93-97
Lipscomb	L	87-90
at Stetson	W	76-60
\$ USC Upstate	W	96-76
\$ North Florida	W	95-72
\$ Lipscomb	L	96-108
% at Oklahoma State	L	68-80

\$ - ASUN Basketball Championship (Fort Myers, Fla.)

% - NIT

■ ECU

2018-19 (10-21, 3-15 The American)

Delaware State	W	81-56
James Madison	L	72-73
Lamar	W (ot)	84-78
at Georgia Tech	L	54-79
Rio Grande Valley	W	69-64
Prairie View A&M	W	76-64
High Point	L	52-55
at UNCW	L	86-95
Appalachian State	W	83-81
UMES	W	70-47
at Charlotte	L	49-55
North Carolina A&T	W	77-57
at SMU*	L	54-82
Cincinnati*	W	73-71
at Memphis*	L	72-78
at UCF*	L	65-76
Temple*	L	74-85
at Houston*	L	50-94
USF*	L	57-77
Tulane*	W	66-65
at UConn*	L	52-76
Wichita State*	L	49-65
at USF*	L (ot)	68-72
Memphis*	L	69-79
Tulsa*	L (ot)	73-77
at Tulane*	W	85-81
Houston*	L	65-99
at Tulsa*	L	78-91
at Wichita State*	L	55-72
UConn*	L	73-82
\$ vs. Wichita State	L	57-73

\$ - The American Basketball Championship (Memphis, Tenn.)

Assistant Coaches



Raphael Chillious
Associate Head Coach
(Lafayette '96)

Regarded as one of college basketball's top recruiters and known for his ability to develop players, Raphael Chillious joined the ECU men's basketball program as associate head coach in April 2018.

During his first season with the Pirates, Chillious helped assemble the No. 10 ranked recruiting Class of 2019, inking four top 50 junior college prospects.

Chillious came to ECU after one season at Connecticut, where he served as associate head coach and helped assemble a top 25 recruiting class.

Prior to joining the Huskies, Chillious spent seven of the previous eight seasons on the coaching staff at the University of Washington, including the 2016-17 season as associate head coach. He began his Division I coaching career at Washington in 2009-10, where he remained for three seasons before becoming an assistant coach at Villanova in 2012-13. After one year at Villanova, Chillious returned to Washington and remained there until going to UConn.

During his second stint in Seattle, Chillious helped mentor the team's guards while assisting with the recruiting resurgence that featured the nation's No. 7 class in 2015 featuring NBA First Round Draft picks Dejounte Murray and Marquese Chriss. He was also key in the signing of Markelle Fultz for the class of 2017. Fultz, who finished the 2016-17 season sixth in the NCAA in scoring with 23.2 points per game as the nation's top freshman scorer and the PAC-12's overall leading scorer, was the first overall pick by the Philadelphia 76ers in the 2017 NBA Draft.

Chillious assisted future First-Team All-America Nigel Williams-Goss' evolution from a PAC-12 all-freshman team performer in 2014 to a second-team all-conference player the following season. He also helped Quincy Pondexter mature into a 2010 First-Team PAC-10 player and NBA First Round selection.

He was influential in the recruitment and development of Terrence Ross and Tony Wroten into 2012 NBA First Round Draft picks. Chillious was also instrumental in the progression of C.J. Wilcox from 2011 Pac-12 all-freshman team player into a 2014 NBA First Round Draft pick. He was prominent in the recruiting and signing of Matisse Thybulle, a 2019 first round pick by the Philadelphia 76ers.

While at Villanova in 2013, he helped the Wildcats to a 20-14 record, 10-8 in BIG EAST action. He coached third-team All-BIG EAST selection JayVaughn Pinkson and All-Rookie team member Ryan Arcidiacono and Villanova notched three wins over Top 5 ranked opponents, including a 73-64 victory over eventual national champion

Louisville. The Wildcats earned a No. 9 seed in the NCAA tournament and lost in the first round to North Carolina. Arcidiacono earned Most Outstanding Player honors at the 2016 Final Four as Villanova won the national title.

Chillious was named an assistant coach at Washington in April 2009 and was an integral part of the staff that helped the Huskies win consecutive PAC-10 tournament championships in 2010 and '11, plus the regular season title in the first year of the newly formed PAC-12 in 2012.

He helped coach the team to a 26-10 record and NCAA Sweet 16 appearance his first year, followed by a 24-11 season and second consecutive PAC-10 Tournament Championship in 2011. In 2012, Washington was 24-11 overall and finished 14-4 in the conference to claim the regular season title.

Chillious played a key role in coaching guards at Washington - including future NBA All-Star Isaiah Thomas, who was a two-time All-PAC-10 performer. He also established his foothold in the world of recruiting by helping the Huskies construct highly acclaimed 2010 and 2011 classes.

Chillious previously served as the head basketball coach and co-athletic director at South Kent (Conn.) School from 2003-2008, where he mentored the aforementioned Thomas, Dorrell Wright, Andray Blatche and Dion Waiters. Before going to South Kent, he was also a prep school coach at West Nottingham Academy (Md.), where he coached future New Jersey Nets forward Josh Boone.

A native of Mt. Zion, Md., Chillious attended Lafayette College (Pa.), earning his Bachelor of Science degree in psychology in 1996. He served as the basketball team captain during his senior year and also received the President's Silver Award with a 3.45 GPA as a senior. He continued his education at the University of Victoria (Victoria, B.C.), where he also began his coaching career in 1997. From there, he moved on to become the head coach at West Nottingham in 2001, then took the job at South Kent two years later.

Chillious and his wife, Charlene, have a daughter.

THE RAPHAEL CHILLIOUS FILE

Coaching Experience: Second Season On The ECU Staff

2018-present	Associate Head Coach East Carolina University, Greenville, N.C.
2017-18	Associate Head Coach University of Connecticut, Storrs, Conn.
2016-17	Associate Head Coach University of Washington, Seattle, Wash.
2013-16	Assistant Coach University of Washington, Seattle, Wash.
2012-13	Assistant Coach Villanova University, Radnor Township, Pa.
2009-12	Assistant Coach University of Washington, Seattle, Pa.

2003-08	Head Coach/Athletic Director South Kent School, South Kent, Conn.
2001-03	Head Coach West Nottingham Academy, Colora, Md.
1997-01	Assistant Coach University of Victoria, Victoria, British Columbia

NBA Draft Picks

Year	Player	Team (Rd.)
2004	Dorell Wright	Miami (First)
2005	Andray Blatche	Washington (Second)
2006	Josh Boone	New Jersey (First)
2009	Jack McClinton	San Antonio (Second)
2010	Quincy Pondexter	Oklahoma City (First)
2011	Isaiah Thomas	Sacramento (Second)
2012	Terrence Ross	Toronto (First)
2012	Dion Waiters	Cleveland (2012)
2012	Tony Wroten	Memphis (First)
2014	C.J. Wilcox	Los Angeles Clippers (First)
2016	Marquese Chriss	Sacramento (First)
2016	Dejounte Murray	San Antonio (First)
2017	Markelle Fultz	Philadelphia (First)
2017	Nigel Williams-Goss	Utah (Second)
2019	Matisse Thybulle	Philadelphia (First)

Chillious signed and/or coached each player listed



Steve Roccaforte

**Assistant Head Coach/
Recruiting Coordinator
(Lamar '89)**

Steve Roccaforte begins his second season as assistant head coach/recruiting coordinator at East Carolina after spending the previous four years at Virginia Tech, the last of which he served as associate head coach.

During his first season with the Pirates, Roccaforte led the efforts to construct the No. 10 ranked recruiting Class of 2019, inking four top 50 junior college prospects.

Known nationally as a tireless recruiter and enthusiastic floor coach, Roccaforte helped the Hokies earn back-to-back NCAA Tournament at-large bids in 2017 and 2018 and post three consecutive 20-win seasons (2015-18) since a five-year span that ended in 1985-86. He also helped the Hokies win 10 ACC games in three consecutive seasons for the first time since joining the conference in 2004.

Roccaforte joined the coaching staff at Virginia Tech following three years as an assistant coach at South Florida. He played a large role in USF getting a top-15 nationally ranked recruiting class for both the 2012-13 and 2013-14 seasons and helped the Bulls advance to the round of 32 in the 2012 NCAA Tournament. Consistently towards the top of the list, he was ranked as the 23rd best assistant coach in the country that season.

Prior to USF, Roccaforte was the head coach at his alma mater, Lamar University, for five seasons after serving as an assistant coach at Lamar (2003-06), Memphis (2000-03), Wyoming (1998-00), Tulane (1994-98) and

Centenary (1989-94) to begin his career.

With more than 30 years of experience at the NCAA Division I level, Roccaforte has worked with some of the top coaches in the business and has recruited some of the top talent in the country. He has served under national coaches of the year in John Calipari, Perry Clark and Billy Tubbs to develop multiple nationally ranked recruiting classes.

Roccaforte helped assemble top 20 recruiting classes at six institutions, including the nation's top-rated class at Memphis in 2001. He also aided in the construction of a pair of top 10 classes at Lamar, two additional top 15 classes at Memphis and USF and three top 25 groups at both Tulane and Virginia Tech. In total, Roccaforte has facilitated 14 top 25 units, including four top 10.

According to recruiting analyst Dave Telep, Roccaforte is one of the 25 hardest-working coaches in the nation as well as one of the top 15 recruiters in the country.

Roccaforte's penchant for recruiting was as evident as ever in 2009-10 as Lamar's eight-player class was ranked ninth by HoopScoopOnline.com and 15th-best in the nation by Basketball Times. The class featured three of the top 15 scorers in Junior College Division I. HoopScoop.com rated Lamar's class in 2004, the first full recruiting class with Roccaforte on staff, among the top 10 in the country.

During his career, Roccaforte has coached or signed 22 future NBA players including six-time All-Star Amare Stoudemire and Kendrick Perkins, member of the 2008 NBA Champion Boston Celtics, along with first round draft picks Dejuan Wagner, Antonio Burks, Qyntel Wood and Rodney Carney.

Roccaforte is also no stranger to postseason play, having served on the staff of eight teams that extended their seasons. He has been to a five NCAA Tournaments, two with Virginia Tech and one each with USF, Tulane, and Memphis along with NIT appearances at Tulane, Wyoming, Memphis and Virginia Tech. Tulane advanced to the NIT Final Four at Madison Square Garden in 1996. He helped Memphis reach MSG in 2001, win the NIT title in 2002 and advance to the NCAA Tournament in 2003 for the first time in seven years.

In all, Roccaforte's teams have made 11 postseason appearances with the Hokies' 2018 NCAA appearance being the most recent.

Roccaforte was listed as one of the top four assistant coaches ready to take over their own program according to Dan Wetzel of CBS Sportsline.com and was voted the seventh-best assistant coach in the country by Basketball Times for the 2002-03 season. According to Telep, Roccaforte is one of the 25 hardest-working coaches in the nation as well as one of the top 15 recruiters in the country. Clark Francis of HoopScoop.com listed Roccaforte as the top mid-major assistant coach in the country in 2005.

Roccaforte finally got his chance to be a head coach after Tubbs resigned his post at Lamar to focus on his Director of Athletics duties in March 2006.

In his five seasons, Lamar was a sparkling 55-20 at home in the Montagne Center and guided LU to its first SLC regular-season championship in more than 20 years in his second season with an impressive 13-3 conference mark. He coached nine all-conference selections at Lamar.

The 2007-08 season featured a number of impressive streaks and great players. Among them were a 14-2 home record, a school-record six-consecutive conference road victories and the eighth-largest home crowd in school history. Lamar ranked eighth in the nation in scoring offense (81.5 ppg.) and in the top 50 in both field goal percentage (46.9) and 3-point field goal percentage (38.2).

For his efforts, Roccaforte was named the 2007-08 Southland Conference (SLC) Coach-of-the-Year by the Lake Charles American-Press newspaper and the College-Insider.com Southland Conference Coach-of-the-Year. Seniors Lamar Sanders and Kenny Dawkins were both named first team All-SLC, with Dawkins matching his teammate as SLC Newcomer-of-the-Year. The success of that season led to a top 25 ranking in the mid-major poll the following year. Lamar ranked 12th in the NCAA in assists at 17.3 per game, 31st in 3-pointers made per game (8.3) and 52nd in 3-point percentage (.379).

Individually, Sanders led the SLC, and ranked 12th in the NCAA, in rebounding at 9.8 rpg. The Cardinals set a new single-season school record for 3-point attempts (702) and posted the second-best mark in 3-pointers made (266).

Roccaforte's first recruiting class as the head coach paid immediate dividends as Sanders was named SLC Newcomer of the Year and earned second-team All-SLC honors. Center James Davis was a third-team All-SLC performer, and guard Darren Hopkins was an honorable mention selection.

Academics are a high priority for Roccaforte as evidenced by the fact that Lamar's increase in Academic Progress Rate (APR) was among the best in the country. Lamar's APR, which is a real-time measurement of a team's ability to stay on course and graduate, moved up 101 spots to No. 20 in the country during Roccaforte's tenure. Nineteen of 20 seniors earned their degrees while he was the head coach as did 100 percent of the seniors at USF from 2011 to 2014.

During his four years at Tulane, the Green Wave consistently ranked among the top-25 recruiting classes in the nation and included an All-America and seven All-Conference USA selections. The final recruiting class that he helped sign was ranked eighth nationally.

Roccaforte was part of a Tulane staff that coached the Green Wave to three consecutive 20-win seasons during his tenure (1994-97). The Green Wave advanced to the NCAA Tournament second round in 1995, the NIT Final Four in 1996 and made another NIT appearance in 1997. The program also captured Conference USA Red Division titles in 1995-96 and 1996-97.

He earned his Bachelor of Applied Arts and Sciences degree from Lamar in 1989. He has two daughters, Victoria Elise and Sofia Rose, and a son, Lucien Anthony.

THE STEVE ROCCAFORTE FILE

Coaching Experience:

Second Season On The ECU Staff

2018-present	Assistant Head Coach/Recruiting Coordinator, East Carolina University
2017-18	Associate Head Coach Virginia Tech
2014-17	Assistant Coach Virginia Tech
2011-14	Assistant Coach University of South Florida
2006-10	Head Coach Lamar University
2003-06	Assistant Coach Lamar University
2000-03	Assistant Coach University of Memphis
1998-00	Assistant Coach University of Wyoming
1994-98	Assistant Coach Tulane University
1989-94	Assistant Coach Centenary College

NBA Draft Picks

Year	Player	Team (Rd.)
1997	Jerald Honeycutt	Milwaukee (Second)
2002	Dejuan Wagner	Cleveland (First)
2002	Amare Stoudemire	Phoenix (First)
2002	Qyntel Woods	Portland (First)
2002	Chris Owens	Milwaukee (Second)
2003	Kendrick Perkins	Memphis (First)
2004	Antonio Burks	Orlando (Second)
2006	Rodney Carney	Chicago (First)
2009	Robert Dozier	Miami (Second)
2019	Nickell Alexander-Walker	New Orleans (First)

Roccaforte signed and/or coached each player listed



George Wright-Easy

**Assistant Coach
(St. Francis (Pa.) '07)**

George Wright-Easy was named an assistant coach for the East Carolina men's basketball program in July of 2019.

Wright-Easy has spent the past five years as the head varsity boys' basketball coach at Dexter Southfield School in Brookline, Mass. During his time at Dexter Southfield, he had numerous players earn all-conference honors, coached four 1,000-point scorers and four players received Division I basketball scholarships under his tutelage.

Wright-Easy led DXSF to its first-ever playoff appearance in 2015 followed by three more from 2017-19. He was named the New England Preparatory School Athletic Council's (NEPSAC) Class C Coach-of-the-Year in 2018 after engineering the school's Class C championship run.

This past season, he led DXSF into the Class B tournament. During his first season, he set the school record for wins, tied it two years later then broke it in 2018-19.

In addition to coaching Dexter Southfield, Wright-Easy has worked heavily in the grassroots/AAU circuit, founding WrightWay Skills. Wright-Easy has developed and coached fourteen players with Division I basketball scholarships in the past year and a half at WrightWay Skills. He established the AAU program in 2014 following a two-year graduate assistantship at Providence College.

During his stint at Providence, the Friars reached the quarterfinals of the NIT in 2013 before winning the 2014 BIG EAST Championship and receiving the league's automatic bid to the NCAA Tournament. He played a big role in tutoring and mentoring multiple Division I basketball players.

Wright-Easy spent his vocational career in secondary education. He served as an assistant boys' basketball coach at Cambridge Rindge and Latin School, spent three years as a special education teacher in the Everett (Mass.) Public School System and worked 28 months at KIPP Lynn as both a physical education instructor and Dean of Students.

A two-sport athlete at St. Francis (Pa.), Wright-Easy played both Division I football and basketball. He graduated from St. Francis in 2007 with a Bachelor of Science degree in sociology and criminal justice.

THE GEORGE WRIGHT-EASY FILE

Coaching Experience: First Season On The ECU Staff

2019-present	Assistant Coach East Carolina University, Greenville, N.C.
2014-19	Head Boy's Coach Dexter Southfield School, Brookline, Mass.
2012-14	Graduate Assistant Coach Providence College, Providence, Rhode Island



Ken Potosnak
Assistant to the Head Coach
(Randolph-Macon '90)

Ken Potosnak, now in his 28th season coaching at the Division I level, begins his 10th year as a part of the ECU coaching staff after being retained by head coach Joe Dooley following the 2017-18 campaign.

After serving nine years as an assistant coach at ECU, Potosnak will serve as assistant to the head coach in 2019-20 and act as an advisor, provide analysis for the purposes of program and player development as well as analyze film of opponents to contribute to the development of game strategy.

As a member of the ECU coaching staff, Potosnak helped the Pirates construct their most successful

four-year period in the school Division I history. The Pirates have made three postseason appearances, won 20 games for the first time as a Division I institution and captured the 2013 CIT title with Potosnak on the bench.

Six players have earned all-conference honors during Potosnak's tenure, while five players have garnered American Athletic Conference All-Rookie Team accolades. Three players have also received specialty awards: Brock Young (2011 Conference USA Sixth Man-of-the-Year), Prince Williams (2016 American Athletic Conference Most Improved Player) and Shawn Williams (2018 American Athletic Conference Rookie-of-the-Year).

Prior to ECU, Potosnak spent one season with former ECU Head Coach Jeff Lebo as an assistant coach at Auburn after serving in the same capacity at South Carolina for three years under coach Dave Odom from 2005-08; helping guide the Gamecocks to their second consecutive NIT title in 2006. Among the players Potosnak coached at South Carolina were future NBA players: Renaldo Blackman (2006 NBA Draft First Round pick), Tarence Kinsey and Brandon Wallace. His recruiting efforts resulted in the Gamecocks landing a top 20 recruiting class in 2006, which featured three-time First-Team All-SEC point guard Devan Downey and 2011 SEC Defensive Player-of-the-Year Sam Muldrow. That class claimed a share of the 2009 SEC Eastern Division title, the program's first since 1997.

Preceding his time in Columbia, Potosnak was the top assistant at Furman for eight years from 1997-2005. His recruiting efforts landed six All-Southern Conference performers, including 2005 SoCon Freshman-of-the-Year Quan Prowell. The Paladins made their first SoCon Championship game appearance since 1980 in 2002 with Potosnak assisting.

A renowned recruiter throughout the United States, he has concentrated efforts internationally where he recruited Brazilian guard Guilherme Da Luz, French forward Karim Souchu and Senegalese forward Malaye Ndoeye, who were All-Southern Conference selections at Furman.

Potosnak made his way to Furman after he served as an assistant at The Citadel for five years (1992-97). He began his coaching career as a graduate assistant to Odom at Wake Forest for two seasons from 1990-92, helping the Demon Deacons to consecutive NCAA Tournament appearances with teams that featured future NBA players Randolph Childress, Rodney Rogers, Chris King and Anthony Tucker.

The New Kensington, Pa., native has extensive experience as a working camps and clinics both domestically and internationally. He was a longtime coach at the Five-Star Basketball Camp and operator of offseason professional player development workouts in Atlanta. His expertise in the game has taken him throughout Europe and Asia.

Potosnak is a 1990 graduate of Randolph-Macon College in Ashland, Va., where he helped lead the Yellow Jackets to a pair of top 25 finishes in 1989 (No. 22)

and 1990 (No. 14). As a senior guard leading his team to the NCAA Division III Tournament in 1990, he was named Randolph-Macon's Scholar Athlete-of-the-Year. He earned a master's degree from Wake Forest in 1992. He is married to Sherry McWherter of Durham, N.C.

THE KEN POTOSNAK FILE

Coaching Experience: 10th Season On The ECU Staff

2019-present Assistant to the Head Coach
East Carolina University, Greenville, N.C.

2010-19. Assistant Coach,
East Carolina University, Greenville, N.C.

2009-10 Assistant Coach
Auburn University, Auburn, Ala.

2005-08 Assistant Coach
University of South Carolina, Columbia, S.C.

1997-05 Assistant Coach
Furman University, Greenville, S.C.

1992-97 Assistant Coach
The Citadel, Charleston, S.C.

1990-92 Graduate Assistant Coach
Wake Forest University, Winston-Salem, N.C.

NBA Draft Picks

Year	Player	Team (Rd.)
1992	Chris King	Seattle (Second)
1993	Rodney Rogers	Denver (First)
1995	Randolph Childress	Detroit (First)
2006	Renaldo Blackman	New York (First)

Potosnak recruited and/or coached each player listed

Support Staff



Kyle Robinson Director of Basketball Operations (Gardner-Webb '03)

Kyle Robinson is in his 10th season as the director of basketball operations at ECU. He joined the Pirates' coaching staff in 2010 after spending the previous three seasons in the same position at College of Charleston.

Robinson's duties include, but not limited to, developing and managing the annual budget, organizing team travel, managing all community outreach activities, serving as the chief liaison to academic counselors and compliance officers, working with adidas to order equipment as well coordinating on-campus recruiting visits among many things. Robinson also oversees all logistics and registration of the Joe Dooley Basketball Camp.

During his time at ECU, the Pirates have made three postseason appearances, posted the most wins in a single-season and captured their first CIT title. Six players have received all-conference accolades and four have merited all-rookie team honors.

Before planting roots in Greenville, Robinson served as director of basketball operations at College of Charleston under legendary coach Bobby Cremins and was a part of a Cougar program that won 27 games and made the 2009 South Conference Championship game. During the 2010 season, Robinson was on the bench when the Cougars, led by Andrew Goudelock, upset No. 9 North Carolina. Goudelock finished his career as Charleston's career leader in points and ranks third in Southern Conference history with 2,571. Goudelock was drafted in the second round of the 2011 NBA Draft by the Los Angeles Lakers with the 46th overall pick.

Robinson spent three seasons as a graduate assistant/manager to Jeff Lebo at Auburn after a year stint as assistant men's basketball coach at Lincoln (Ill.) Christian College where the Preachers won a school-record 21 games en route to the school's first Midwest Regional Championship. Lincoln Christian then advanced to the 2004 national semifinals.

Robinson began his career as an undergraduate at Gardner-Webb, where he was the head men's basketball manager for four years (1999-2003). The Runnin' Bulldogs were the 2000 South Atlantic Conference Champions and went on to the NCAA Division II Tournament.

Robinson has worked numerous NCAA Division I team and individual camps in the Southeast and coached in YMCA summer leagues and youth recreational leagues.

The Clover, S.C., native earned a bachelor's degree in physical education from Gardner-Webb in 2003. He was a member of the Dean's List and a three-time selection to the President's List. He also holds a master's degree in sports administration from Auburn.

Robinson is married to the former Bobbie Holder of Winston-Salem, N.C. They are the parents of two sons, Samuel Chase and Lincoln Joseph, and a daughter, Olivia Hope. He is the co-founder and president for Aces for Autism, a local non-profit in Greenville serving children and families affected by autism.

THE KYLE ROBINSON FILE

Administrative Experience: 10th Season On The ECU Staff

2010-present Director of Basketball Operations
East Carolina University, Greenville, N.C.

2007-10 Director of Basketball Operations
College of Charleston, Charleston, S.C.

2004-07 Graduate Assistant
Auburn University, Auburn, Ala.



Derek DeMasi

***Director of Player Development
(Rhode Island '11)***

Derek DeMasi is in his second season as a member of the ECU basketball staff and first as director of player development after initially joining the program as assistant director of basketball operations.

DeMasi, who was a part of Joe Dooley's staff Florida Gulf Coast as assistant video coordinator, serves as the liaison between the student-athletes and the financial aid office and the admissions office, while assisting with travel, on-campus recruiting, social media and game day operations.

As member of the coaching staff at FGCU, DeMasi helped coordinate all video operations, develop the team playbook and organize detailed scouting reports as the Eagles won the Atlantic Sun regular season title and posted a 23-12 overall record.

Prior to joining the staff at FGCU, DeMasi served two seasons as assistant coach at St. Andrews School in Barrington, R.I. During his two years at St. Andrews DeMasi helped the squad record back-to-back 20-win seasons, reaching the NEPSAC AA Tournament semifinals each year, and seven student-athletes earn Division I scholarships.

DeMasi began his basketball coaching journey with a four-year stint as an assistant coach at Wheaton College in Norton, Mass.

DeMasi received his Bachelor of Science in business administration from the University of Rhode Island in May, 2011. A four-time Dean's List student, DeMasi was the head student manager for the Rams 'baseball team from December 2009-June 2011. During that time, he was responsible for the breakdown and compilation of statistical data and video editing while assisting with the coordination of team travel and the development and production of yearly fundraisers. DeMasi also managed numerous events, including the annual golf tournament and Autism Awareness Day and organized recruiting information.

A four-year football operations summer intern with the New England Patriots, DeMasi spent the entire 2010 season with the organization and helped with both the logistical coordination of the team's football operations and the day-to-day logistical needs of players and staff. Additionally, DeMasi was accountable for the organization and production of player/coach game plan books and playbooks. He also assisted with media resource projects, the research of player information, and the transportation of players and personnel.

THE DEREK DEMASI FILE

Administrative Experience: Second Season On The ECU Staff

2019-present **Director of Player Development**
East Carolina University, Greenville, N.C.

2018-19. **Assistant Director of Basketball Operations**
East Carolina University, Greenville, N.C.

2017-18 Assistant Video Coordinator
Florida Gulf Coast University, Fort Myers, Fla.

2015-17 Assistant Coach
St. Andrew's School, Barrington, R.I.

2011-15 Assistant Coach
Wheaton College, Norton, Mass.



Vinnie Calautti

***Assistant Strength and
Conditioning Coach
(Massachusetts '12)***

Vinnie Calautti joined ECU as an assistant strength and conditioning coach prior to the start of the 2017-18 school year and works directly with men's basketball as well as lacrosse, while assisting with football. Before coming aboard the ECU staff, Calautti spent four seasons as an assistant strength and conditioning coach at Boston University where he worked directly with men's basketball and men's soccer as well as men's and women's tennis. With the assistance of Calautti's training methods, BU captured the 2014 Patriot League regular-season men's basketball and men's soccer championships.

Prior to BU, Calautti served as a strength coach at Mike Boyle Strength and Conditioning where he implemented sports performance programs for high school and collegiate athletes.

During the summer of 2013 he was a strength coach at the USA Women's Developmental Camp where he directed teams through a customized two-day strength program and conducted a seminar of the importance of strength training, injury prevention and nutrition.

As an undergraduate at the University of Massachusetts, Calautti served as an intern with the men's basketball team and the implementation of the strength training and injury reduction programs.

Calautti is a Certified Strength and Conditioning Specialist (CSCS) by the NSCA and holds certification as a Collegiate Strength and Conditioning Coach (SCCC). Calautti is a 2012 graduate of UMass with a bachelor's degree in kinesiology. He is currently pursuing a master's degree from ECU in the same field of study.

THE VINNIE CALAUTTI FILE

Coaching Experience: Third Season On The ECU Staff

- 2017-present **Assistant Strength & Conditioning Coach**
East Carolina University, Greenville, N.C.
- 2013-17 Strength & Conditioning Coach
Boston University, Boston, Mass
- 2010-12 Volunteer Strength Coach
University of Massachusetts, Amherst, Mass.



Nate Clark *Associate Athletic Trainer* (Lock Haven '01)

Nate Clark is in his 12th season as the men's basketball athletic trainer at ECU. He joined the Pirate athletic program in the summer of 2008 and works primarily with the men's basketball team while supervising several Olympic sports.

Prior to arriving at ECU, Clark spent five years as an assistant athletic trainer at North Carolina Wesleyan, serving as the head football trainer and the primary athletic trainer for baseball.

Clark began his career in sports medicine as a student athletic trainer at Lock Haven University. After completing his undergraduate studies, he served as a graduate assistant at Ohio University during the 2001-02 season, working primarily with the Bobcats' football program. From there, he spent one season as a resident athletic trainer at Lafayette College before becoming a part of the athletic training staff at N.C. Wesleyan.

He earned his Bachelor of Science degree in health science from Lock Haven in 2001 and earned a master's degree in recreation and sport sciences from Ohio University in 2002. Clark is a Certified Athletic Trainer (ATC) and member of the National Athletic Trainers Association. He is also a member of the North Carolina Board of Athletic Trainer Examiners.

He is married to the former Allison Honeycutt, an ECU graduate, of Wilmington, N.C., and they are the parents of a son, Benjamin.

THE NATE CLARK FILE

Coaching Experience: 12th Season On The ECU Staff

- 2008-present **Associate Athletic Trainer**
East Carolina University, Greenville, N.C.
- 2003-08 Assistant Athletic Trainer
N.C. Wesleyan College, Rocky Mount, N.C.

- 2002-03 Resident Athletic Trainer
Lafayette College, Easton, Pa.
- 2001-02 Graduate Assistant
Ohio University, Athens, Ohio



Jody Jones *Associate Director of Athletics* *Media Relations* (East Carolina '97)

A member of the ECU athletics media relations staff since 2000, Jody Jones serves as the primary contact for the men's basketball team, as well as publicizing and coordinating media activities for the men's golf and swimming and diving teams. He also serves as the editor of the football and men's basketball game program.

A 1997 ECU graduate with a Bachelor of Science degree in communication and minor in history, Jones worked in the athletics media relations departments at College of Charleston, Wake Forest University and Western Carolina University before he rejoined the ECU Sports Information Department, where he worked as a student assistant for three years, in 2000.

He has been a part of the media operation staffs at numerous NCAA Division I Men's Basketball Tournament regional sites as well as three Final Fours. He also served as press officer for a pair of United States basketball teams sponsored by Athletes In Action, touring the Philippines ('06) and Taiwan ('07). Jones is a member of the United States Basketball Writers Association and College Sports Information Directors of America.

Born in Raleigh and raised in Knightdale, N.C., Jones and his wife, Diana, also an ECU graduate, are the parents of two daughters, Brooke and Taylor.

THE JODY JONES FILE

Administrative Experience: 20th Season On The ECU Staff

- 2000-present **Associate Director of Athletic Media Relations**
East Carolina University, Greenville, N.C.
- 1999-00 Men's Sports Information Director
Western Carolina University, Cullowhee, N.C.
- 1998-99 Media Relations Intern
Wake Forest University, Winston-Salem, N.C.
- 1997-98 Assistant Director of Athletic Media Relations
College of Charleston, Charleston, S.C.

THE PLAYERS



Player Bios



20 Bitumba Baruti
6-7 • 225 • Junior • Guard
Democratic Republic of Congo

- ◆ **At Chipola College (2018-19):** Comes to ECU after one season at Chipola (Fla.) College ... Averaged 11.7 points, 6.3 rebounds and 1.0 steals in 32 games as a sophomore ... Shot 38.2 percent outside the arc (47-of-123) ... Helped guide Chipola to a 27-5 overall record ... Named to Region VIII/FCSAA all-tournament team ... Posted six double-doubles during the season.
- ◆ **At Washington (2016-18):** Saw action in 17 games as a freshman in 2016-17, but did not appear in a game during the 2017-18 campaign ... Scored 11 total points during his rookie season ... Scored nearly half of those points at Colorado on 1-of-2 shooting from

the field and 3-of-3 from the free throw line to finish with five points in 15 minutes of action.

- ◆ **High School:** Attended Mountain Mission School in Grundy, Va., and averaged 11.6 points, 7.0 rebounds, 1.6 steals and 1.5 assists during his senior season.
- ◆ **Personal:** Son of Amuri Baruti and Nicole Mbuyi.

THE BITUMBA BARUTI FILE

Full Name. Harold Bitumba Baruti
Birthplace Lubumbashi (Democratic Republic of Congo)
Birthdate June 16, 1997
Major Communication
Previous Schools Chipola College/University of Washington
Committed to ECU. 2019 Spring Signing Period

Career Highs

Points 5 at Colorado (2/9/17)
Rebounds 2, two times (last at Colorado, 2/9/17)
Assists 1, two times (last at Seattle, 12/22/16)
Blocks None
Steals 1, two times (last at Colorado, 2/9/17)
Minutes 15 at Colorado (2/9/17)

Field Goals 1, four times (last at Arizona State, 2/16/17)
Field Goals Attempts 3 vs. UCLA (2/4/17)
Three-Point Field Goals None
Three-Point Field Goal Attempts 2 vs. UCLA (2/4/17)
Free Throws 3 at Colorado (2/9/17)
Free Throw Attempts 3 at Colorado (2/9/17)

Division I Career Statistics

Year	GP	GS	Min	Avg	FG	FGA	Pct	3FG	3FGA	Pct	FT	FTA	Pct	Off	Def	Tot	Avg	PF	FO	Ast	TO	Blk	Stl	Pts	Avg
2016-17*	17	0	76	4.5	4	14	.286	0	6	.000	3	3	1.000	4	3	7	0.4	12	0	2	5	0	2	11	0.6

* Statistics from the University of Washington



32 Charles Coleman
7-0 • 255 • Freshman • Center/Forward
Boston, Mass.

- ◆ **High School:** Attended the Dexter Southfield School in Boston ... Coached by current ECU assistant coach George Wright-Easy ... Named to the All-NEPSAC (New England Preparatory School Athletic Council) Team each of his final three seasons after earning honorable mention accolades as a freshman ... Earned 2017 and 2018 Pagnos All-American Camp Honorable Mentions accolades ... Helped DXSF capture its first NEPSAC title as a junior in 2018 ... Averaged a double-double all four years, including 16 points and 13 rebounds per game as a senior ... Posted five or more blocks per game as a freshman, junior and senior with a career-best six blocks per contest as

a junior ... Played alongside three Division I scholarship recipients as a senior in 2018-19.

- ◆ **Personal:** Son of Charles and Carolyn Coleman ... Has an older sister, Camara ... Grassroots team was Wrightway Skills.

THE CHARLES COLEMAN FILE

Full Name. Charles Dennis Coleman III
Birthplace Boston, Mass.
Birthdate Oct. 8, 2000
Intended Major. Accounting
Previous School Dexter Southfield School
Committed to ECU. 2019 Spring Signing Period



5 Logan Curtis

6-3 • 195 • Freshman • Guard
Baltimore, Md.

◆ **High School:** Graduated from Calvert Hall College High School in Baltimore ... Coached by John Boursfeld ... Four-year letterman ...

Named to the 2018-19 Maryland Intercollegiate Athletic Association (MIAA) All-A Conference Team ... Earned Second-Team All-Baltimore Catholic League honors as a senior after receiving honorable mention accolades the year before.

◆ **Personal:** Son of Canule and LaToya Curtis ... Has a younger sister, Cydney.

THE LOGAN CURTIS FILE

Full Name. Logan Maurice Curtis
Birthplace Cincinnati, Ohio
Birthdate Oct. 30, 1999
Intended Major. Finance
Previous School Calvert Hall College High School
Committed to ECU. 2018 Fall Signing Period



21 Ludgy Debaut

7-0 • 245 • Junior • Center
Les Abymes, Guadeloupe

◆ **At Northwest Florida State College (2017-19):** Spent two seasons at Northwest Florida State College ... Coached by Steve Demeo ... Helped

NWFSC win back-to-back Panhandle Conference and Region VIII titles in addition to earning the overall No. 1 seed in the 2019 NJCAA Division National Tournament ... Helped the Raiders reach the Elite Eight in 2018 and '19 ... Averaged 4.5 points, 5.5 rebounds and 1.25 blocks while shooting 52.9 percent in 20 games played as a sophomore, missing 13 games from November through January due to a foot injury ... In 53 career games at Northwest Florida State, Debaut was 72-of-134 (.537) from the field.

◆ **High School:** Attended Aix-Marseille Academy in the region of Provence in southern France.

◆ **Personal:** Son of Dominique and Carole Debaut ... Has a younger sister, Laeticia ... Native of Fos Sur Mer, France.

THE LUDGY DEBAUT FILE

Full Name. Ludgy Dominique Debaut
Birthplace Les Abymes, Guadeloupe
Birthdate August 8, 1998
Major Recreation and Park Management
Previous School Northwest Florida State College
Committed to ECU. 2019 Spring Signing Period



1 Jayden Gardner

6-7 • 235 • Sophomore • Forward
Wake Forest, N.C.

◆ **As A Freshman (2018-19):** Unanimous selection to The American All-Freshman Team ... Voted NABC All-District 25 Second-Team ... Named

The American Freshman-of-the-Year and all-conference by HoopsHD.com ... Only player on the team to start all 31 games ... Averaged 16.3 points, 8.5 rebounds and 30.5 minutes per game ... Posted a 49.3 field goal shooting percentage and made 75.0 percent of his free throws ... Led the Pirates in 11 statistical categories, including points (505), points per game, rebounds (262), rebounds per game, free throws made (171) and free throws attempted (228) ... Finished second in The American in rebounding, offensive rebounds (3.0),

double-doubles (10) and 30-point games (3); third in defensive rebounds (5.5) and 10th in scoring and field goal percentage ... Led all American Athletic Conference freshmen in scoring ... Ranked seventh among all Division I freshmen in scoring and rebounding ... Made the most free throws among all NCAA Division I freshmen, ranking 30th overall ... Finished 25th nationally in free throw attempts ... Set ECU freshman records for rebounds, rebounding average, free throws made, free throw attempts and games started ... Established American conference freshman records for points per game, single-season free throws made and attempted, most points in a game (35 at UCF, 1/13/19), rebounds in a game (20 at UCF, 1/13/19) and 30-point games in a

season ... Named The American Freshman-of-the-Week five times, second-most in conference history ... Ninth player in school history to score 500 points in a season ... Became the second player in school history to score 30 points and grab 20 rebounds in the same game with 35 points and 20 rebounds at UCF ... Named USBWA National Freshman-of-the-Week following the performance ... Scored 30 points against Lamar (11/11/18) and at UNCW (11/27/18) ... Registered five additional games of 20 or more points ... Grabbed 15 rebounds in a game five times with nine total double-digit rebounding performances ... Was the Pirates' leading scorer in 17 games and top rebounder in 20 contests ... Sank 10 or more free throws in a game five times and attempted double digit free throws nine times ... Made 16 free throws against Appalachian State (11/30/18), second-highest single game total in school history ... Named to The American All-Academic Team.

◆ **High School:** Attended Heritage High School and was a four-year letterman for coach Tilden Brill, leading the Huskies to an 89-25 overall record ... Three-time CAP-8 conference Player-of-the-Year; standalone recipient in 2017 and 2018 after sharing the award in 2016 ... 2018 McDonald's All-American Game nominee ... Named first-team all-state and District V Player-of-the-Year as a junior and senior by the North Carolina Basketball Coaches Association ... Earned Second-Team All-District V honors as a sophomore ... Led the Huskies to the 2018 North Carolina High School Athletic Association (NCHSAA) 4A East Regional title and a runner-up finish in the state tournament ... Scored 30 points and grabbed 12 rebounds in the championship game against Charlotte Independence after putting up 21 points and eight rebounds in the East Regional Final against South Central High School, played inside ECU's Williams Arena at Minges Coliseum ... Averaged 24.3 points and 13.9 rebounds per game as a senior leading the Huskies to a 25-5 overall record with the conference regular season and tournament titles ... Concluded his career with 2,282 points which ranks 19th in the NCHSAA record book and second in Wake County history behind 1993 Final Four Most Outstanding Player Donald Williams (Garner), who played collegiately at North Carolina ... He grabbed 1,319 career rebounds, which places him first in Wake County history and fourth in NCHSAA lore ... Scored in double-figures in 92-straight games and posted a double-double in 70 of his 114 high school games – over 60 percent ... Ranks among the top-10 in North Carolina high school basketball history in free throws attempted (2nd/750), free throws made (8th/496), and 20-point games (8th/60).

◆ **Personal:** Son of Darrel and Danielle Gardner ... Has a younger sister, Janiya ... Played AAU for Team Loaded ... Plans to pursue a degree in communication.

◆ Career Honors:

- 2018-19 NABC All-District 25 Second-Team
- 2018-19 American Athletic Conference All-Freshman Team
- 2018-19 American Athletic Conference All-Academic Team
- USBWA National Freshman-of-the-Week (Jan. 15, 2019)
- The American Freshman-of-the-Week (Nov. 12, 2018)
- The American Freshman-of-the-Week (Dec. 3, 2018)
- The American Freshman-of-the-Week (Jan. 14, 2019)
- The American Freshman-of-the-Week (Jan. 21, 2019)
- The American Freshman-of-the-Week (Feb. 18, 2019)

THE JAYDEN GARDNER FILE

Full Name Jayden David Darrel Gardner
Birthplace Durham, N.C.
Birthdate May 14, 2000
Major Communication
Previous School Heritage High School
Committed to ECU 2017 Fall Signing Period

By The Numbers

Double Digit Points 26
20-Plus Points 8
30-Plus Points 3
Double Digit Rebounds 10
Double-Doubles 10
Led ECU in Points 17
Led ECU in Rebounds 20
Led ECU in Assists 3

Career Highs

Points 35 at UCF (1/13/19)
Rebounds 20 at UCF (1/13/19)
Assists 4, two times (last vs. Temple, 1/16/19)
Steals 2, six times (last vs. Tulsa, 2/17/19)
Blocks 2 vs. Temple (1/16/19)
Minutes Played 42 vs. Tulsa (2/17/19)
Field Goals 12 at UCF (1/13/19)
Field Goal Attempts 21 at UCF (1/13/19)
3-Point Field Goals 1, two times (last vs. Temple, 1/16/19)
3-Point Field Goal Attempts 3 vs. Temple (1/16/19)
Free Throws 16 vs. Appalachian State (11/30/18)
Free Throw Attempts 19 vs. Appalachian State (11/30/18)

Career Statistics

Year	GP	GS	Min	Avg	FG	FGA	Pct	3FG	3FGA	Pct	FT	FTA	Pct	Off	Def	Tot	Avg	PF	FO	Ast	TO	Blk	Stl	Pts	Avg
2018-19	31	31	947	30.5	166	337	.493	2	10	.200	171	228	.750	93	169	262	8.5	88	3	39	75	14	24	505	16.3

American Athletic Conference Career Statistics

Year	GP	GS	Min	Avg	FG	FGA	Pct	3FG	3FGA	Pct	FT	FTA	Pct	Off	Def	Tot	Avg	PF	FO	Ast	TO	Blk	Stl	Pts	Avg
2018-19	18	18	558	31.0	88	205	.429	2	9	.222	83	114	.728	54	97	151	8.4	55	2	23	46	8	13	261	14.5



10 Tyrie Jackson

6-2 • 215 • Junior • Guard
Tifton, Ga.

◆ **At Northwest Florida State College (2018-19):** Joined the Pirates after helping Northwest Florida State College reach the Elite Eight of the NJCAA Division I National Tournament accompanied with a Panhandle Conference crown and Region VIII tournament title ... Named Second-Team All-Panhandle Conference ... Averaged 8.1 points, 3.3 rebounds and 2.2 assists in 33 games played ... Scored double figures in 11 games with three 20-point performances ... Made 6-of-6 3-point attempts in a game against Pensacola State College and shot 35.6 percent (32-of-90) outside the arc during the season.

◆ **At Virginia Tech (2016-18):** Spent his first two years at Virginia Tech, taking a redshirt in 2016-17 before playing 28 games in 2017-18 ... Averaged 3.0 points, 1.5 rebounds and 0.4 assists per game as a red-shirt freshman.

◆ **High School:** Letterwinner at Tift County High School for coach Eric Holland ... Averaged 18.0 points, 7.0 rebounds, 5.0 assists and 5.0 steals as a senior ...

Earned Class 6A South all-state honors and was a Class 6A all-state second-team pick by the Atlanta Journal Constitution ... Was the Region 1-6A Player-of-the-Year as a junior and senior ... Named MVP of the winning South team in the Georgia Athletic Coaches Association's All-Star Game, scoring 26 points in the game ... Member of Tift County's 2014 Georgia 6A state championship team ... Played AAU ball for the South Georgia Stars.

◆ **Personal:** Son of Natasha Hughes and Damedric Jackson ... Has four siblings, Damedric and Tadic Jackson and Roderick and Broderick Hughes ... Brother, Tadic, was a four-year letterman at Georgia Tech.

THE TYRIE JACKSON FILE

Full Name. Tyrie Javron Jackson
Birthplace Tifton, Georgia
Birthdate June 8, 1998
Intended Major. Communication
Previous School .. Northwest Florida State College/Virginia Tech
Committed to ECU. 2018 Fall Signing Period

Division I Career Statistics

Year	GP	GS	Min	Avg	FG	FGA	Pct	3FG	3FGA	Pct	FT	FTA	Pct	Off	Def	Tot	Avg	PF	FO	Ast	TO	Blk	Stl	Pts	Avg
2017-18*	28	0	202	7.2	25	58	.431	6	24	.250	27	37	.730	12	30	42	1.5	22	0	11	15	1	7	83	3.0

* Statistics from Virginia Tech

Career Highs

Points 9 vs. Detroit Mercy (11/10/17)
Rebounds 8 vs. Detroit Mercy (11/10/17)
Assists 3 vs. The Citadel (11/12/17)
Blocks 1 vs. Detroit Mercy (11/10/17)
Steals 2 vs. Morehead State (11/25/17)
Minutes 21 vs. Detroit Mercy (11/10/17)

Field Goals Made. 3 vs. Detroit Mercy (11/10/17)
Field Goals Attempts. 9 vs. Detroit Mercy (11/10/17)
3-Point Field Goals 1, six times (last vs. Clemson, 2/21/18)
3-Point Field Goal Attempts. 4, two times
Free Throws. 5 vs. The Citadel (11/12/17)
Free Throw Attempts ... 11 vs. Grambling State (12/21/17)



33 Miles James

6-6 • 215 • Sophomore • Guard
Inglewood, Calif.

◆ **At Palm Beach State College (2018-19):** Named First-Team All-Southern Conference (FSCAA) ... Averaged 12.2 points, 4.9 rebounds and 1.8 assists in 30 games played ... Shot 37.0 percent from outside the 3-point arc (54-of-146) ... Posted two double-doubles ... Connected on over 40 percent of his 3-point attempts with at least three made in six games ... Helped Palm Beach State win the 2019 Southern Conference title and earn a bid to the Region VIII Tournament, finishing with an overall record of 21-9.

◆ **High School:** Attended Massanutten Military (Va.) Academy for one season (2017-18) ... Four-year letterman at Inglewood (Calif.) High School for coach

Pat Roy ... Earned Most Outstanding Player honors as a senior ... Two-time first-team all-conference player.

◆ **Personal:** Son of Dawnell James and Earl Wanliss ... Has three siblings Roxanne, David and Chara ... Attended the same high school as 10-time NBA All-Star and 2008 NBA Finals MVP Paul Pierce.

THE MILES JAMES FILE

Full Name. Miles James
Birthplace Inglewood, Calif.
Birthdate Dec. 3, 1997
Major Communication
Previous School Palm Beach State College
Committed to ECU. 2019 Spring Signing Period



13 Ian Jones

6-3 • 195 • Junior • Guard
Lillington, N.C.

◆ **High School:** Led Harnett Central with 14.6 points per game as a junior and 16.3 points per game as a senior in the 2016-2017 season ... Coached

by Will Gage.

- ◆ **Personal:** Added to the roster as a walk-on prior to the 2019-20 season after serving as a student manager as a freshman and sophomore ... Son of Ivan and Alicia Jones ... Has a sister, Ivanna, and brother, Isaac Smith.



3 Seth LeDay

6-7 • 215 • Redshirt Senior • Forward
Dallas, Texas

◆ **Career Notes:** Transferred to ECU in June of 2017 after spending the 2016-17 season at Virginia Tech ... Sat out the 2017-18 season in compliance with NCAA rules ... Awarded a sixth-year of eligibility by the NCAA.

- ◆ **As A Redshirt Junior (2018-19):** Played in 29 games and made 12 starts ... Missed the final two games of the year after sustaining a season-ending injury on at Wichita State (3/5/19) ... Averaged 11.0 points, 5.8 rebounds and 24.9 minutes per game ... Shot 52.9 percent from the field and 66.9 percent at the free throw line ... Ranked sixth in The American in field goal percentage and ninth in steals per game (1.4) ... Ranked second on the team in rebounding, assists (44), steals (42) and blocked shots (24) ... Third on the squad in scoring ... Led the Pirates in scoring five times and rebounding six times ... Scored double figures in 18 games and grabbed double digit rebounds four times ... Posted four double-doubles ... Only 20-point game of the season was against James Madison (11/9/18), netting 21 points on 7-of-9 shooting with seven made free throws ... Pulled down a season-best 11 rebounds versus Prairie View A&M (11/21/18) ... Collected multiple steals in 13 games, including four in three contests ... Blocked a season-high three shots on the road against Memphis (1/10/19) ... Had five assists in the Pirates' win over Prairie View A&M (11/21/18) ... Played more than 30 minutes in seven games.
- ◆ **As A Junior (2017-18):** Sat out the 2017-18 season in compliance with NCAA rules.
- ◆ **At Virginia Tech (2016-17):** Did not compete in any games.
- ◆ **Junior College (2014-16):** Played as a freshman at Seminole State in Seminole, Okla. for coach Don Tuley ... Averaged 10.3 points and 4.2 rebounds per game ... Team advanced to the NJCAA Region II Tournament and finished 16-14 overall ... Played as a sophomore

THE IAN JONES FILE

Full Name Ian Oran Jones
Birthplace Norfolk, Va.
Birthdate April 22, 1999
Major Sports Studies
Previous School Harnett Central High School
Committed to ECU Walk-on (Summer, 2019)

at Northwest Mississippi Community College in Senatobia, Miss. for head coach Bubba Skelton ... Lead the team in scoring at 18.5 points and rebounding at 8.0 rebounds per game ... Named First-Team All-MACJC and NJCAA All-Region 23 selection ... Scored in double figures in all but two games and had 11 games of 20-or-more-points.

- ◆ **High School:** Played his sophomore through senior years at The Colony High School in Dallas, Texas for head coach Cleve Ryan ... Received all-region, all-area and first-team all-defense and all-offense honors while playing for the Cougars ... Played his freshman season at Skyline High School in Dallas.
- ◆ **Personal:** Son of Christy LeDay ... Has two siblings, Zach and Chris ... Older brother Zach was two-year letterman at USF before transferring to Virginia Tech for his junior and senior season and was an honorable mention All-ACC selection ... Received his bachelor's degree in communication following the 2019 spring semester and is pursuing a second degree in recreation and park management.

THE SETH LEDAY FILE

Full Name Seth Christian LeDay
Birthplace Dallas, Texas
Birthdate June 20, 1996
Major Recreation and Park Management
Previous School Virginia Tech
Committed to ECU Transferred prior to the 2017-18 season

By The Numbers

Double Digit Points 19
20-Plus Points 1
Double Digits Rebounds 4
Double-Doubles 4
Led ECU in Points 5
Led ECU in Rebounds 6
Led ECU in Assists 6

Career Highs

Points 21 vs. James Madison (11/9/18)
Rebounds 11 vs. Prairie View A&M (11/21/18)
Assists 5 vs. Prairie View A&M (11/21/18)
Blocks 3 at Memphis (1/10/19)
Steals 4, three times (last at Tulane, 2/23/19)
Minutes Played 36 at Memphis (1/10/19)

Field Goals 7, five times (last vs. Houston, 2/27/19)
Field Goal Attempts . . 13, two times (last at Charlotte, 12/18/18)
3-Point Field Goals None
3-Point Field Goal Attempts 1 at UCF (1/13/19)
Free Throws 7, two times (last vs. Memphis, 2/13/19)
Free Throw Attempts 9 vs. James Madison (11/9/18)

Career Statistics

Year	GP	GS	Min	Avg	FG	FGA	Pct	3FG	3FGA	Pct	FT	FTA	Pct	Off	Def	Tot	Avg	PF	FO	Ast	TO	Blk	Stl	Pts	Avg
2018-19	29	12	723	24.9	120	227	.529	0	1	.000	79	118	.669	63	106	169	5.8	79	2	44	69	24	42	319	11.0

American Athletic Conference Career Statistics

Year	GP	GS	Min	Avg	FG	FGA	Pct	3FG	3FGA	Pct	FT	FTA	Pct	Off	Def	Tot	Avg	PF	FO	Ast	TO	Blk	Stl	Pts	Avg
2018-19	17	9	415	24.4	60	121	.496	0	1	.000	42	64	.656	25	58	83	4.9	49	2	20	35	13	25	162	9.5



44 Edra Luster 7-0 • 230 • Junior • Center/Forward Oakland, Calif.

◆ **At Tyler Junior College (2017-19):** Spent two seasons at Tyler Junior College in Tyler, Texas ... Averaged 5.4 points and 4.9 rebounds

in 28 games as a sophomore after posting 4.9 points and 4.7 rebounds as a freshman ... Improved his field goal shooting percentage from 39.7 percent as rookie to 50.9 percent the following year ... Averaged 1.2 blocks during the 2018-19 season, tallying 63 blocks in 58 games played during his two-year tenure.

◆ **High School:** Graduated from James Logan High School (Union City, Calif.) ... Averaged 10.1 points and 8.0 rebounds as a senior for coach Melvin Easley ... Led team to the 2017 Northern California Division I title and an

appearance in the state championship game.

◆ **Personal:** Son of Edra Luster, Sr., and Khalesa Hasan ... Has a younger brother, D'Andre, and younger sister, Lynia ... Played for Bay City in the 2018 SF Bay Area PRO-AM ... AAU squad was Team Lillard.

THE EDRA LUSTER FILE

Full Name. Edra Lee Luster, Jr.
Birthplace Berkley, Calif.
Birthdate April 4, 1999
Major Communication
Previous School Tyler Junior College
Committed to ECU. 2019 Spring Signing Period



11 J.J. Miles 6-7 • 220 • Junior • Guard Garysburg, N.C.

◆ **At Cape Fear Community College (2018-19):** Averaged 15.2 points, 5.8 rebounds and 1.9 assists in 32 games as sophomore ... Shot 34.6 percent (92-of-266) from beyond the 3-point arc with 10 games shooting over 40 percent outside the arc in which he made at least three 3s ... Scored 20 or more points six times and posted a pair of double-doubles ... Collected 33 steals and nine blocks ... Named NJCAA All-Region 10 Second-Team ... Helped lead CFCC to the Region X tournament championship and a trip to the NJCAA Division I National Tournament.

◆ **At Chipola College (2017-18):** Began his collegiate career at Chipola College, averaging 6.9 points, 3.8 rebounds and 1.1 assists in 29 games as a freshman ... Scored double figures nine times ... Shot over 40 percent outside the arc in five games in which he made at least three 3s ... Named to the FCSAA/NJCAA Region

VIII all-tournament team, helping the Indians to a runner-up finish.

◆ **High School:** Four-year letterman at Northampton High School ... Coached by Jonathan White ... Named 2016-17 NCBCA First-Team All-District I ... Averaged 29.9 points and 21.6 rebounds per game as a senior ... Selected to compete in the 2017 NCHSAA East-West All-Star Game and scored 18 points for the victorious East squad.

◆ **Personal:** Played AAU for Richmond Squires.

THE J.J. MILES FILE

Full Name. Jaquane Miles
Birthplace Roanoke Rapids, N.C.
Birthdate June 6, 1999
Major Communication
Previous Schools . . Cape Fear Community College/Chipola College
Committed to ECU. 2019 Spring Signing Period



2 Tristen Newton

6-5 • 185 • Freshman • Guard
El Paso, Texas

◆ **High School:** Four-year letterman at Burges High School for coach Paul Gutierrez ... Finished his career with 3,266 points, 853 rebounds, 472 assists and 334 steals ... As a senior he averaged 37.4 points, 9.2 rebounds, 2.7 assists and 2.6 stelas per game and helped guide the Mustangs to the District 1-5A title ... Finished sixth in the in nation in scoring and first in the state of Texas ... Scored over 40 points in 12 games with one 50-point performance ... Also averaged over 20 points per game as a junior (28.3) and sophomore (22.8) ... Named the El Paso Times 2018-19 Boy's Basketball Player-of-the-Year ... Awarded all-state honors as senior by the Texas Association of Basketball Coaches ... Selected to play in the 2019 TABC All-Star Game ... Named to the TABC Class 5A All-Region team in 2018 and '19 ... Three-time all-city first-team selection ... Helped BHS to a pair of regional tournament appearances, including the regional title game as a sophomore.

◆ **Personal:** Parents are Montreal and Erika Newton ... Older brother, Jawaun, is a sophomore on the men's basketball team at Evansville University ... Cousin of Green Bay Packers' running back Aaron Jones and Baltimore Ravens' linebacker Alvin Jones, who both played collegiately at UTEP ... AAU Team was Texas Hard Work ... Competed in the 2017 USA Basketball 3x3 U18 National Tournament alongside his brother Jawaun, Michael Kirkland (Angelo State) and Mica Ward (New Mexico State).

THE TRISTEN NEWTON FILE

Full Name.Tristen Jamal Newton
Birthplace Pensacola, Fla.
Birthdate April 26, 2001
Intended Major. Management
Previous Schools. Burges High School
Committed to ECU.2019 Spring Signing Period



12 Tremont Robinson-White

6-1 • 190 • Sophomore • Guard
Little Rock, Ark.

◆ **At Garden City Community College (2018-19):** Did not participate in any games.

◆ **At Northwest Mississippi Community College (2017-18):** Named All-MACJC First-Team and NJCAA All-Region XXIII ... Averaged 18.3 points, 3.2 rebounds, 5.4 assists and 4.6 assists in 26 games as a freshman ... Shot 57.8 percent from the field (166-of-278), 45.7 percent outside the 3-point arc (43-of-94) and 73.5 percent at the free throw line (100-of-136) ... Netted over 20 points 10 times with three games of 30 or more ... Made over 40 percent of his 3-point attempts with at least three made in seven games ... Recorded a triple-double with 12 points, 12 assists and 10 steals against Tennessee Prep ... Collected five or more steals in 12 games ... Helped the Rangers to a 22-4 record, MACJC North Division title and No. 12 NJCAA final ranking.

◆ **High School:** Played for head coach Michael Shook at Maumelle (Ark.) ... Averaged 15.7 points, 3.9 assists,

3.8 rebounds and 3.1 steals per game as a senior, leading the Hornets to a 27-5 record and a 5A state semifinal appearance ... Scored in double figures in 29 games with a season-high 30 in an 80-72 win over Little Rock Christian Academy ... Two-time all-state selection ... Played in the 2017 Arkansas High School All-Star Game ... Averaged 13.7 points as a sophomore and 16.5 points per game as a junior, leading Maumelle to back-to-back 5A state quarterfinal appearances.

◆ **Personal:** Son of Latosha White and Daryl Robinson ... Has a younger sister, Treasure.

THE TREMONT ROBINSON-WHITE FILE

Full Name. Tremont Robinson-White
Birthplace Little Rock, Ark.
Birthdate Dec. 31, 1997
Major Communication
Previous School Garden City Community College
Committed to ECU.2018 Fall Signing Period



25 Samson Strickland

6-5 • 220 • Sophomore • Forward
Wilson, N.C.

◆ **As A Freshman (2018-19):** Saw action in three games ... Scored his lone points of the season in the first round of The American Basketball Championship by making two free throws ... Grabbed two total rebounds during the campaign ... Member of the American Athletic Conference All-Academic Team.

◆ **High School:** Graduated from Fike High School in 2017 ... Three-year letterman ... Averaged 19.1 points and 11.1 rebounds in leading the Golden Demons to an 18-9 mark for coach Brent Secrest ... Two-time 3A All-Big East Conference, Wilson Times all-area team and North Carolina Basketball Coaches Association (NCBCA) all-district performer ... Earned team MVP honors as a junior and senior ... Suited up for the East in the 2017 North Carolina High School Athletic Association (NCHSAA) East-West All-Star Game ... Participated in the 2017 Carolina Orthopedics All-Star Classic at West Craven High in Vanceboro, N.C. ... Competed in the 2017 Basketball Elite.com Fab 40 Eastern N.C. Regional ... Earned Thomas Law Attorneys Academic

All-Area acclaim as a senior ... Recipient of the Harvey Reid, Jr. Memorial MVP Award in the 2016 Farris & Farris Holiday Tournament ... Scored over 1,000 points at Fike High School ... Member of Fike's chapter of National Honor Society and National Technical Honor Society ... North Carolina Scholar-Athlete ... North Carolina Coaches Association (NCCA) Academic All-Star ... Track and field letterman.

◆ **Personal:** Son of Melvis and Yulonda Strickland ... Father played semi-pro football ... Has a younger sister, Mesha ... Joined the ECU basketball team as a preferred walk-on in the summer of 2018 ... Attended one year of prep school at Washington Academy in Greenville, N.C.

THE SAMSON STRICKLAND FILE

Full Name. ... Samson Shamar Strickland
Birthplace ... Wilson, N.C.
Birthdate ... Oct. 8, 1999
Major ... Environmental Health Sciences
Previous School ... Washington Academy
Committed to ECU. ... Walk-on (Summer, 2018)

Career Statistics

Year	GP	GS	Min	Avg	FG	FGA	Pct	3FG	3FGA	Pct	FT	FTA	Pct	Off	Def	Tot	Avg	PF	FO	Ast	TO	Blk	Stl	Pts	Avg
2018-19	3	0	4	1.3	0	1	.000	0	0	.000	2	2	1.000	1	1	2	0.7	1	0	0	1	0	0	2	0.7



4 Brandon Suggs

6-6 • 200 • Freshman • Forward/Guard
Powder Springs, Ga.

◆ **High School:** Spent the 2018-19 season at Massanutten Military Academy in Woodstock, Va., averaging 14.0 points, 6.0 rebounds and 3.0 assists per game ... Attended McEachern High School in Powder Springs, Ga. ... Chosen by the Georgia Coaches Association for the 2018 North-South All-Star Classic ... Led McEachern to the 2018 Region 3 6A title ... Two-year letterman on the football and boy's tennis team.

◆ **Personal:** Son of Willie and Tanda Suggs ... Has an older brother, Brian, and younger sister, Deija and younger brother, William.

THE BRANDON SUGGS FILE

Full Name. ... Brandon Christopher Suggs
Birthplace ... Atlanta, Ga.
Birthdate ... Sept. 27, 1999
Intended Major. ... Communication
Previous School ... Massanutten Military Academy
Committed to ECU. ... 2019 Spring Signing Period



24 Evan Umstead

6-0 • 195 • Junior • Guard
Cary, N.C.

◆ **High School:** Graduated from Northside Christian High School (Charlotte) in 2016 ...As a senior he helped the Knights earn a trip to the finals of the N.C. Independent Schools 2A playoffs ... Named Northside Christian's Most Improved Player ... Two-year letterman at Hough High School in Cornelius, N.C. before enrolling at Northside Christian.

◆ **Personal:** Added to the roster as a walk-on prior to the 2019-20 season after serving as a student manager as a freshman and sophomore ... Son of Bryan and

Kim Umstead ... Has a younger sister, Jordyn ... Father played football at NC State.

THE EVAN UMSTEAD FILE

Full Name Evan Christopher Umstead
Birthplace Raleigh, N.C.
Birthday May 4, 1998
Intended Major Marketing
Previous School Northside Christian High School
Committed to ECU Walk-on (Summer, 2019)



Individual Game-By-Game Stats

■ BITUMBA BARUTI

2016-17 (at UW)	Min	FG-A	3P-A	FT-A	O-D-R	PF	A	TO	Blk	Stl	Pts
Yale	1	0-0	0-0	0-0	0-0-0	0	0	0	0	0	0
Fullerton	1	0-0	0-0	0-0	0-0-0	0	0	0	0	0	0
Nothern Arizona	7	1-1	0-0	0-0	0-2-2	3	1	1	0	0	2
Western Kentucky	2	0-1	0-1	0-0	1-0-1	0	0	0	0	0	0
at TCU	1	0-0	0-0	0-0	0-0-0	0	0	0	0	0	0
at Gonzaga	3	0-1	0-0	0-0	1-0-1	0	0	0	0	0	0
Cal Poly	3	0-1	0-0	0-0	0-0-0	1	0	0	0	0	0
at Seattle	2	0-0	0-0	0-0	0-0-0	0	1	0	0	0	0
Oregon	2	0-0	0-0	0-0	0-0-0	0	0	1	0	0	0
Oregon State	5	0-0	0-0	0-0	0-0-0	1	0	0	0	1	0
Utah	2	0-1	0-1	0-0	0-0-0	0	0	0	0	0	0
at Arizona State	1	0-0	0-0	0-0	0-0-0	0	0	0	0	0	0
UCLA	12	1-3	0-2	0-0	0-1-1	1	0	1	0	0	2
at Colorado	15	1-2	0-0	3-3	2-0-2	2	0	1	0	1	5
at Utah	7	0-1	0-0	0-0	0-0-0	1	0	0	0	0	0
Arizona State	5	1-2	0-1	0-0	0-0-0	0	0	0	0	0	2
at UCLA	7	0-1	0-1	0-0	0-0-0	3	0	1	0	0	0

■ JAYDEN GARDNER

2018-19	Min	FG-A	3P-A	FT-A	O-D-R	PF	A	TO	Blk	Stl	Pts
DELAWARE STATE	*19	0-8	0-0	6-6	5-3-8	0	1	2	0	0	6
JAMES MADISON	*22	1-4	0-0	4-8	1-4-5	3	1	1	1	1	6
LAMAR	*37	9-10	0-0	12-14	4-6-10	4	2	1	1	2	30
at Georgia Tech	*31	5-10	0-1	3-4	2-1-3	2	0	4	0	0	13
UTRGV	*22	6-7	0-0	3-3	1-5-6	3	0	4	0	1	15
PRAIRIE VIEW A&M	*32	11-14	0-0	6-9	4-13-17	2	3	2	0	0	28
HIGH POINT	*31	4-7	0-0	10-12	1-2-3	3	0	3	1	0	18
at UNCW	*32	11-20	0-0	8-10	7-8-15	1	2	1	0	1	30
APPALACHIAN ST.	*32	3-9	0-0	16-19	6-5-11	3	1	4	1	1	22
UMES	*32	9-14	0-0	4-5	2-6-8	2	0	1	0	2	22
at Charlotte	*37	4-6	0-0	3-7	1-5-6	5	0	1	1	0	11
N.C. A&T	*28	9-14	0-0	9-12	4-9-13	2	4	4	1	2	27
at SMU	*34	5-13	0-0	6-8	1-6-7	2	0	5	1	2	16
CINCINNATI	*31	3-7	0-0	7-10	4-8-12	5	1	3	1	2	13
at Memphis	*26	7-14	0-0	4-4	4-4-8	3	2	1	0	1	18
at UCF	*38	12-21	1-2	10-16	7-13-20	3	1	2	0	1	35
TEMPLE	*35	8-17	1-3	10-12	2-6-8	3	4	0	2	0	27
at Houston	*25	4-13	0-0	0-0	1-3-4	1	1	2	0	0	8
USF	*35	5-10	0-1	5-9	4-11-15	4	1	4	1	1	15
TULANE	*22	5-13	0-0	5-6	4-5-9	3	1	0	0	1	15
at UConn	*33	2-10	0-0	5-5	3-3-6	4	1	1	0	0	9
WICHITA STATE	*27	3-4	0-0	5-6	3-2-5	3	2	2	1	1	11
at USF	*23	5-10	0-0	1-2	2-1-3	5	1	3	0	1	11
MEMPHIS	*32	5-12	0-1	3-4	2-3-5	3	3	6	0	0	13
TULSA	*42	6-14	0-1	7-8	7-9-16	2	2	3	0	2	19
at Tulane	*28	2-10	0-0	7-12	0-3-3	3	1	3	0	0	11
HOUSTON	*29	4-9	0-0	6-7	0-5-5	4	0	4	0	1	14
at Tulsa	*36	5-15	0-1	0-0	5-5-10	3	0	1	1	0	10
at Wichita State	*34	2-6	0-0	1-3	2-4-6	2	1	2	1	0	5
UCONN	*28	5-7	0-0	1-2	3-6-9	2	1	4	0	0	11
vs Wichita State	*34	6-9	0-0	4-5	1-5-6	3	2	1	0	1	16

■ TYRIE JACKSON

2017-18 (at VT)	Min	FG-A	3P-A	FT-A	O-D-R	PF	A	TO	Blk	Stl	Pts
Detroit Mercy	21	3-9	1-4	2-3	5-3-8	1	1	0	0	0	9
The Citadel	16	2-3	0-1	5-6	0-5-5	3	0	0	4	4	9
vs. Saint Louis	5	0-0	0-0	2-2	0-1-1	1	0	1	1	1	2
vs. Washington	16	1-2	0-0	2-2	1-4-5	2	0	0	4	2	4
Houston Baptist	13	2-2	1-1	0-0	0-2-2	0	0	0	0	1	5

Morehead State	9	1-2	1-1	3-4	1-2-3	0	0	2	0	1	6
Iowa	5	0-0	0-0	0-0	0-2-2	1	0	0	0	0	0
at Ole Miss	7	1-3	1-2	0-0	0-0-0	0	0	0	0	1	3
Radford	8	2-4	0-1	2-2	0-0-0	0	0	1	0	2	6
UMES	13	0-5	0-4	1-2	0-1-1	1	0	0	1	2	1
at Kentucky	1	0-0	0-0	0-0	0-0-0	0	0	0	0	1	0
Presbyterian	9	1-3	0-1	1-2	1-1-2	1	0	0	1	0	3
N.C. A&T	10	2-3	0-1	4-6	0-1-1	0	0	0	0	1	8
at Syracuse	5	0-1	0-0	0-2	1-0-1	0	0	0	0	1	0
Virginia	4	1-3	0-1	2-2	0-1-1	0	0	0	0	0	4
Pitt	3	0-0	0-0	0-0	0-1-1	0	0	0	0	1	0
at Louisville	2	0-1	0-1	0-0	0-0-0	0	0	0	0	0	0
North Carolina	3	0-0	0-0	0-0	0-0-0	0	0	0	0	0	0
at Notre Dame	6	2-3	1-2	0-0	0-0-0	0	0	1	0	0	5
NC State	3	0-0	0-0	0-0	0-1-1	0	0	0	0	0	0
at Duke	3	0-0	0-0	0-0	0-0-0	0	0	0	0	1	0
at Georgia Tech	16	2-7	0-1	2-2	1-1-2	0	0	1	3	1	6
Clemson	6	1-1	1-1	0-0	0-1-1	0	0	0	0	1	3
Louisville	4	1-1	0-0	0-0	0-0-0	0	0	0	0	1	2
at Miami	8	2-2	0-0	1-2	1-0-1	1	0	1	0	0	5
vs. Notre Dame	4	0-2	0-2	0-0	0-3-3	0	0	0	1	0	0
vs. Alabama	2	1-1	0-0	0-0	1-0-1	0	0	0	0	0	2

■ SETH LEDAY


2018-19	Min	FG-A	3P-A	FT-A	O-D-R	PF	A	TO	Blk	Stl	Pts
DELAWARE STATE	21	3-6	0-0	6-6	2-6-8	2	1	3	0	1	12
JAMES MADISON	25	7-9	0-0	7-9	1-1-2	3	1	4	1	3	21
LAMAR	29	7-9	0-0	2-4	2-7-9	3	2	0	0	3	16
at Georgia Tech	*23	4-9	0-0	1-6	4-5-9	1	0	4	2	0	9
UTRGV	26	4-8	0-0	4-4	3-5-8	4	1	3	2	1	12
PRAIRIE VIEW A&M	*33	6-13	0-0	1-3	6-5-11	2	5	3	1	3	13
HIGH POINT	19	2-5	0-0	0-0	1-3-4	1	1	3	1	0	4
at UNCW	24	6-10	0-0	3-3	5-4-9	3	2	3	0	0	15
APPALACHIAN ST.	31	7-10	0-0	4-7	4-5-9	3	2	3	0	2	18
UMES	*23	3-4	0-0	4-4	2-4-6	4	4	1	2	2	10
at Charlotte	31	7-13	0-0	0-0	2-2-4	2	4	3	1	2	14
N.C. A&T	23	4-10	0-0	5-8	6-1-7	2	1	4	1	0	13
at SMU	*15	1-5	0-0	0-0	1-1-2	1	0	4	0	0	2
CINCINNATI	*27	5-6	0-0	1-2	1-5-6	5	1	0	2	1	11
at Memphis	*36	5-11	0-0	4-4	3-7-10	4	1	5	3	4	14
at UCF	*24	0-3	0-1	3-6	1-3-4	3	1	2	0	0	3
TEMPLE	*34	5-10	0-0	2-6	4-6-10	3	2	3	2	4	12
at Houston	*17	5-7	0-0	2-2	1-4-5	3	2	3	0	2	12
USF	20	4-5	0-0	0-0	2-3-5	3	0	3	1	0	8
TULANE	28	5-9	0-0	3-6	1-2-3	3	2	1	1	1	13
at UConn	18	2-7	0-0	1-2	0-3-3	3	0	2	1	0	5
WICHITA STATE	15	0-3	0-0	0-0	0-2-2	0	2	0	0	0	0
at USF	33	2-6	0-0	3-7	2-2-4	2	3	1	0	3	7
MEMPHIS	22	4-8	0-0	7-8	2-8-10	3	0	3	0	2	15
TULSA	*26	2-4	0-0	4-6	1-3-4	4	1	3	1	2	8
at Tulane	23	4-9	0-0	6-6	4-3-7	3	2	2	1	4	14
HOUSTON	33	7-9	0-0	3-5	1-2-3	1	2	1	0	0	17
at Tulsa	*28	6-10	0-0	3-4	0-3-3	5	0	1	1	1	15
at Wichita State	*16	3-9	0-0	0-0	1-1-2	3	1	1	0	1	6

■ SAMSON STRICKLAND

2018-19	Min	FG-A	3P-A	FT-A	O-D-R	PF	A	TO	Blk	Stl	Pts
UMES	2	0-1	0-0	0-0	1-0-1	0	0	1	0	0	0
at SMU	1	0-0	0-0	0-0	0-1-1	0	0	0	0	0	0
vs. Wichita State	1	0-0	0-0	2-2	0-0-0	1	0	0	0	0	2

* - game started

OPPONENTS



2019-20 Opponents

VMI Keydets

Nov. 5 • 7 p.m. • Greenville, N.C. • ESPN3



Location Lexington, Va.
 Founded 1839
 Enrollment 1,685
 Conference Southern
 Colors Red, White and Yellow
 Arena Cameron Hall (5,000)
 Superintendent Gen. J.H. Binford Peay III
 Director of Athletics Dr. Dave Diles
 Head Coach Dan Earl
 Record at School (Years) 35-87 (Fifth)
 Overall Record (Years) 35-87 (Fifth)

2018-19 Record (Conf.) 11-21 (4-14)
 2019 Postseason None
 Lettermen Returning/Lost 9/2
 Starters Returning/Lost 4/1
 SID Wade Branner
 SID Phone (540) 464-7515
 SID Email brannerwh@vmi.edu
 Website www.vmikeydets.com
 Series ECU leads 20-7
 Last Meeting ECU, 103-94 (12/19/13)
 Joe Dooley vs. VMI First meeting

Navy Midshipmen

Nov. 8 • 8:30 p.m. • Veterans Classic • Annapolis, Md. • CBSSN



Location Annapolis, Md.
 Founded 1845
 Enrollment 4,400
 Conference Patriot League
 Colors Navy Blue and Gold
 Arena Alumni Hall (5,710)
 Superintendent Vice Admiral Ted Carter, USN
 Director of Athletics Chet Gladchuk
 Head Coach Ed DeChellis
 Record at School (Years) 100-150 (Eight)
 Overall Record (Years) 319-381 (23)

2018-19 Record (Conf.) 12-19 (8-10)
 2019 Postseason None
 Lettermen Returning/Lost 7/8
 Starters Returning/Lost 3/2
 SID Justin Kischefsky
 SID Phone (410) 293-8772
 SID Email kischefs@usna.edu
 Website www.navyports.com
 Series Navy leads 12-8
 Last Meeting ECU, 75-66 (2/4/91)
 Joe Dooley vs. Navy 1-0

Appalachian State Mountaineers

Nov. 12 • 7 p.m. • Boone, N.C.



Location Boone, N.C.
 Founded 1899
 Enrollment 19,108
 Conference Sun Belt
 Colors Black and Gold
 Arena Holmes Convocation Center (8,325)
 President Dr. Sheri N. Everts
 Director of Athletics Doug Gillin
 Head Coach Dustin Kerns
 Record at School (Years) First season
 Overall Record (Years) 31-37 (Two)

2018-19 Record (Conf.) 11-21 (6-12)
 2019 Postseason None
 Lettermen Returning/Lost 8/7
 Starters Returning/Lost 4/1
 SID Andrew Korba
 SID Phone (828) 457-1290
 SID Email korbaam@appstate.edu
 Website www.appstatesports.com
 Series ECU leads 39-26
 Last Meeting ECU, 83-81 (11/30/18)
 Joe Dooley vs. Appalachian State 3-1

Liberty Flames

Nov. 16 • 4 p.m. • Greenville, N.C. • Islands of the Bahamas Showcase • ESPN3



Location Lynchburg, Va.
 Founded 1971
 Enrollment 15,000
 Conference ASUN
 Colors Red, Blue and White
 Arena Vines Center (9,547)
 President Jerry Falwell, Jr.
 Director of Athletics Ian McCaw
 Head Coach Ritchie McKay
 Record at School (Years) 124-83 (Six)
 Overall Record (Years) 289-241 (17)

2018-19 Record (Conf.) 29-7 (14-2)
 2019 Postseason NCAA Second Round
 Lettermen Returning/Lost 8/3
 Starters Returning/Lost 4/1
 SID Steven Gonzalez
 SID Phone (434) 582-2292
 SID Email srgonzalez@liberty.edu
 Website www.liberty.edu/flames
 Series ECU leads 5-2
 Last Meeting LU, 55-53 (11/17/07)
 Joe Dooley vs. Liberty 2-0

2019-20 Opponents

Islands Of Bahamas Showcase

Nov. 22 -24 • Nassau, Bahamas | Kendal Isaac National Gymnasium

Quarterfinals Nov. 22
Game 1 Liberty vs. Morgan State, 11 a.m.
Game 2 Rice vs. Milwaukee, 2 p.m.
Game 3 UMKC vs. George Washington, 5 p.m.
Game 4 Evansville vs. ECU, 8 p.m.



Consolations/Semifinals Nov. 23
Game 5 Loser Game 1 vs. Loser Game 2, 11 a.m.
Game 6 Loser Game 3 vs. Loser Game 4, 2 p.m.
Game 7 Winner Game 1 vs. Winner Game 2, 5 p.m.
Game 8 Winner Game 3 vs. Winner Game 4, 8 p.m.

Championship Nov. 24
7th-Place Game Loser Game 5 vs. Loser Game 6, 11 a.m.
5th-Place Game Winner Game 5 vs. Winner Game 6, 2 p.m.
3rd-Place Game Loser Game 7 vs. Loser Game 8, 5 p.m.
Championship Winner Game 7 vs. Winner Game 8 - 8 p.m.

Evansville Purple Aces

Nov. 22 • 8 p.m. • Island of Bahamas Showcase • Nassau, Bahamas



Location Evansville, Ind.
Founded 1854
Enrollment 2,822
Conference Missouri Valley Conference
Colors Purple, White and Orange
Arena Ford Center (10,000)
President Christopher M. Pietruszkiewicz
Director of Athletics Mark Spencer
Head Coach Walter McCarty
Record at School (Years) 11-21 (One)
Overall Record (Years) Same

2018-19 Record (Conf.) 11-21 (5-13)
2019 Postseason None
Lettermen Returning/Lost 7/4
Starters Returning/Lost 3/2
SID Bob Pristash
SID Email rp113@evansville.edu
SID Phone (812) 488-2285
Website www.gopurpleaces.com
Series ECU leads 2-1
Last Meeting ECU, 81-58 (3/30/13)
Joe Dooley vs. Evansville 1-0

James Madison Ducks

Nov. 30 • TBA • Harrisonburg, Va. • FloHoops.com



Location Harrisonburg, Va.
Founded 1908
Enrollment 21,751
Conference Colonial Athletic Association
Colors Purple and Gold
Arena Convocation Center (6,426)
President Jonathan Alger
Director of Athletics Jeff Bourne
Head Coach Louis Rowe
Record at School (Years) 34-64 (Three)
Overall Record (Years) Same

2018-19 Record (Conf.) 14-19 (6-12)
2019 Postseason None
Lettermen Returning/Lost 6/7
Starters Returning/Lost 3/2
SID Jason Krech
SID Phone (540) 568-7910
SID Email jkrechjb@jmu.edu
Website www.jmusports.com
Series JMU leads 34-13
Last Meeting JMU, 73-72 (11/9/18)
Joe Dooley vs. JMU 2-8

Coppin State Eagles

Dec. 3 • 7 p.m. • Greenville, N.C. • ESPN3



Location Baltimore, Md.
Founded 1900
Enrollment 2,893
Conference Mid-Eastern Athletic Conference
Colors Blue and Gold
Arena Physical Education Complex (4,100)
President Dr. Mickey L. Burnim
Director of Athletics Derek Carter
Head Coach Juan Dixon
Record at School (Years) 13-52 (Two)
Overall Record (Years) Same

2018-19 Record (Conf.) 8-25 (7-9)
2019 Postseason None
Lettermen Returning/Lost 8/4
Starters Returning/Lost 3/2
SID Steven Kramer
SID Phone (410) 951-3729
SID Email skramer@coppin.edu
Website www.coppinstatesports.com
Series ECU leads 1-0
Last Meeting ECU, 76-50 (11/12/17)
Joe Dooley vs. Coppin State First Meeting

2019-20 Opponents

Campbell Camels

Dec. 14 • 4 p.m. • Greenville, N.C. • ESPN3



Location Buies Creek, N.C.
 Founded 1887
 Enrollment 3,277
 Conference Big South
 Colors Orange and Black
 Arena Pope Convocation Center (3,095)
 President Dr. J. Bradley Creed
 Director of Athletics Omar Banks
 Head Coach Kevin McGeehan
 Record at School (Years) 91-107 (Six)
 Overall Record (Years) Same

2018-19 Record (Conf.) 20-13 (12-4)
 2019 Postseason NIT First Round
 Lettermen Returning/Lost 8/7
 Starters Returning/Lost 2/3
 SID Stan Cole
 SID Phone 910-893-1331
 SID Email cole@campbell.edu
 Website www.gocamels.com
 Series ECU leads 39-20
 Last Meeting ECU, 69-66 (12/4/17)
 Joe Dooley vs. Campbell 4-0

Maryland Eastern Shore Hawks

Dec. 17 • 7 p.m. • Greenville, N.C.



Location Princess Anne, Md.
 Founded 1886
 Enrollment 2,862
 Conference Mid-Eastern Athletic Conference
 Colors Maroon and Grey
 Arena Hytche Arena (5,500)
 President Dr. Heidi M. Anderson
 Director of Athletics Keith Davidson
 Interim Head Coach Jason Crafton
 Record at School (Years) First season
 Overall Record (Years) First season

2018-19 Record (Conf.) 7-25 (5-11)
 2019 Postseason None
 Lettermen Returning/Lost 6/7
 Starters Returning/Lost 3/2
 SID Ralan Wardlaw
 SID Phone (410) 621-2353
 SID Email rgwardlaw@umes.edu
 Website www.easternshorehawks.com
 Series ECU leads 1-0
 Last Meeting ECU, 70-47 (12/2/18)
 Joe Dooley vs. UMES 1-0

Charlotte 49ers

Dec. 22 • 4 p.m. • Greenville, N.C. • ESPN3



Location Charlotte, N.C.
 Founded 1946
 Enrollment 28,721
 Conference Conference USA
 Colors Green and White
 Arena Halton Arena (9,000)
 President Dr. Philip DuBois
 Director of Athletics Mike Hill
 Head Coach Ron Sanchez
 Record at School (Years) 8-21 (One)
 Overall Record (Years) Same

2018-19 Record (Conf.) 8-21 (5-13)
 2019 Postseason None
 Lettermen Returning/Lost 5/5
 Starters Returning/Lost 3/2
 SID Brent Statsny
 SID Phone (704) 687-1021
 SID Email bmstastn@uncc.edu
 Website www.charlotte49ers.com
 Series Charlotte leads 18-8
 Last Meeting Charlotte, 55-49 (12/18/18)
 Joe Dooley vs. Charlotte 0-2

Eastern Kentucky Colonels

Dec. 28 • 4 p.m. • Greenville, N.C. • ESPN3



Location Richmond, Ky.
 Founded 1906
 Enrollment 15,816
 Conference Ohio Valley Conference
 Colors Maroon and White
 Arena Alumni Coliseum (6,500)
 President Dr. Michael T. Benson
 Director of Athletics Stephen Lochmueller
 Head Coach A.W. Hamilton
 Record at School (Years) 13-18 (One)
 Overall Record (Years) Same

2018-19 Record (Conf.) 13-18 (6-12)
 2019 Postseason None
 Lettermen Returning/Lost 9/4
 Starters Returning/Lost 3/2
 SID Steve Fohl
 SID Phone (859) 622-1253
 SID Email steve.fohl@eku.edu
 Website www.ekusports.com
 Series First meeting
 Last Meeting First meeting
 Joe Dooley vs. ECU First meeting

2019-20 Opponents

Wichita State Shockers

Jan. 1 • 3 p.m. • Wichita, Kan. • ESPN



Location Wichita State University
 Founded 1895
 Enrollment 15,784
 Conference The American
 Colors Yellow and Black
 Arena Charles Koch Arena (10,506)
 President Dr. Andy Tompkins
 Director of Athletics Darron Boatwright
 Head Coach Gregg Marshall
 Record at School (Years) 308-113 (12)
 Overall Record (Years) 502-196 (21)

2018-19 Record (Conf.) . . . 22-15 (10-8)
 2017 Postseason NIT Semifinals
 Lettermen Returning/Lost 9/5
 Starters Returning/Lost 3/2
 SID Bryan Holmgren
 SID Phone (316) 978-5535
 SID Email bholmgren@goshockers.com
 Website www.goshockers.com
 Series WSU leads 4-0
 Last Meeting WSU, 73-57 (March 14, 2019)
 Joe Dooley vs. Wichita State 0-4

USF Bulls

Jan. 7 • 7 p.m. • Greenville, N.C. • ESPN3

Feb. 26 • 7 p.m. • Tampa, Fla. • ESPN3



Location Tampa, Fla.
 Founded 1956
 Enrollment 50,577
 Conference The American
 Colors Green and Gold
 Arena Yuengling Center (10,411)
 President Dr. Steven Currall
 Director of Athletics Michael Kelly
 Head Coach Brian Gregory
 Record at School (Years) 34-36 (Two)
 Overall Record (Years) 282-216 (15)

2018-19 Record (Conf.) . . . 24-14 (8-10)
 2019 Postseason CBI Champions
 Lettermen Returning/Lost 10/3
 Starters Returning/Lost 5/0
 SID Jay D'Abramo
 SID Phone (813) 974-7099
 SID Email jdabramo@usf.edu
 Website www.gousfbulls.com
 Series USF leads 10-8
 Last Meeting USF, 72-68 ot (Feb. 10, 2019)
 Joe Dooley vs. USF 0-3

SMU Mustangs

Jan. 11 • 2 p.m. • Greenville, N.C. • ESPN

Jan. 22 • 8 p.m. • Dallas, Texas • ESPN3



Location Dallas, Texas
 Founded 1911
 Enrollment 11,789
 Conference The American
 Colors Red and Blue
 Arena Moody Coliseum (7,000)
 President R. Gerald Turner
 Director of Athletics Rick Hart
 Head Coach Tim Jankovich
 Record at School (Years) 71-38 (Three)
 Overall Record (Years) 228-158 (12)

2018-19 Record (Conf.) . . . 15-17 (6-12)
 2019 Postseason None
 Lettermen Returning/Lost 9/5
 Starters Returning/Lost 2/3
 SID Herman Hudson
 SID Phone (214) 768-1304
 SID Email hermanh@smu.edu
 Website www.smumustangs.com
 Series SMU leads 15-4
 Last Meeting . . . SMU, 82-54 (Jan. 2, 2019)
 Joe Dooley vs. SMU 0-1

Tulsa Golden Hurricane

Jan. 15 • 7 p.m. • Greenville, N.C. • ESPN3

Feb. 12 • 8 p.m. • Tulsa, Okla. • ESPN3



Location Tulsa, Okla.
 Founded 1894
 Enrollment 4,682
 Conference The American
 Colors Old Gold, Royal Blue and Crimson
 Arena Donald W. Reynolds Center (8,355)
 President Dr. Gerald Clancy
 Director of Athletics Dr. Derrick Gragg
 Head Coach Frank Haith
 Record at School (Years) 95-66 (Five)
 Overall Record (Years) 282-195 (15)

2018-19 Record (Conf.) . . . 18-14 (8-10)
 2019 Postseason None
 Lettermen Returning/Lost 6/6
 Starters Returning/Lost 2/3
 SID TBA
 SID Phone (918) 631-2492
 SID Email TBA
 Website www.tulsahurricane.com
 Series Tulsa leads 20-3
 Last Meeting Tulsa, 91-78 (March 3, 2019)
 Joe Dooley vs. Tulsa 0-2

2019-20 Opponents

Cincinnati Bearcats

Jan. 19 • 6 p.m. • Cincinnati, Ohio. • ESPN | Feb. 16 • 12 p.m. • Greenville, N.C. • CBSN



Location Cincinnati, Ohio
 Founded 1819
 Enrollment 44,783
 Conference The American
 Colors Red and Black
 Arena Fifth-Third Arena (13,176)
 President Dr. Neville Pinto
 Director of Athletics Mike Bohn
 Head Coach John Brannen
 Record at School (Years) First season
 Overall Record (Years) 82-52 (Four)

2018-19 Record (Conf.) 28-7 (14-4)
 2019 Postseason NCAA First Round
 Lettermen Returning/Lost 7/6
 Starters Returning/Lost 3/2
 SID Andre Foushee
 SID Phone (513) 556-5182
 SID Email andre.foushee@uc.edu
 Website www.gobearcats.com
 Series Cincinnati leads 12-2
 Last Meeting ECU, 73-71 (Jan. 5, 2019)
 Joe Dooley vs. Cincinnati 1-0

Tulane Green Wave

Jan. 25 • 6 p.m. • Greenville, N.C. • ESPN | Feb. 8 • 6 p.m. • New Orleans, La. • ESPN



Location New Orleans, La.
 Founded 1834
 Enrollment 13,449
 Conference The American
 Colors Olive Green and Sky Blue
 Arena Devlin Fieldhouse (4,000)
 President Dr. Michael Fitts
 Director of Athletics Troy Dannen
 Head Coach Ron Hunter
 Record at School (Years) First season
 Overall NCAA Record (Years) 445-314 (25)

2018-19 Record (Conf.) 4-27 (0-18)
 2019 Postseason None
 Lettermen Returning/Lost 6/7
 Starters Returning/Lost 1/4
 SID Adam Miller
 SID Phone (504) 314-7219
 SID Email amiller10@tulane.edu
 Website www.tulanegreenwave.com
 Series Tulane leads 14-13
 Last Meeting ECU, 85-81 (Feb. 23 2019)
 Joe Dooley vs. Tulane 2-0

Houston Cougars

Jan. 29 • 7 p.m. • Greenville, N.C. • ESPN3




Location Houston, Texas
 Founded 1927
 Enrollment 46,355
 Conference The American
 Colors Scarlet and White
 Arena Fertita Center (7,100)
 President Dr. Renu Khator
 Director of Athletics Chris Pezman
 Head Coach Kelvin Sampson
 Record at School (Years) 116-52 (Five)
 Overall Record (Years) 616-322 (30)

2018-19 Record (Conf.) 33-4 (16-2)
 2019 Postseason NCAA Sweet 16
 Lettermen Returning/Lost 5/5
 Starters Returning/Lost 2/3
 SID Jeff Conrad
 SID Phone (713) 743-9410
 SID Email jaconrad@central.uh.edu
 Website www.uhcougars.com
 Series Houston leads 16-5
 Last Meeting UH, 99-65 (Feb. 27, 2019)
 Joe Dooley vs. Houston 0-2

Temple Owls

Feb. 1 • 6 p.m. • Philadelphia, Pa. • CBSN | Feb. 23 • 12 p.m. • Greenville, N.C. • ESPN



Location Philadelphia, Pa.
 Founded 1884
 Enrollment 40,240
 Conference The American
 Colors Cherry and White
 Arena Liacouras Center (10,206)
 President Dr. Neil Theobald
 Director of Athletics Dr. Patrick Craft
 Head Coach Aaron McKie
 Record at School (Years) First year
 Overall Record (Years) First year

2018-19 Record (Conf.) 23-10 (13-5)
 2019 Postseason NCAA First Four
 Lettermen Returning/Lost 10/3
 Starters Returning/Lost 3/2
 SID Larry Dougherty
 SID Phone (215) 204-32588
 SID Email larrydoc@temple.edu
 Website www.owlsports.com
 Series Temple leads 6-3
 Last Meeting TU, 85-74 (Jan. 16, 2019)
 Joe Dooley vs. Temple 0-1

2019-20 Opponents

UCF Knights

Feb. 6 • 7 p.m. • Greenville, N.C. • ESPN3 | March 8 • 2 p.m. • Orlando, Fla. • ESPNU



Location Orlando, Fla.
 Founded 1963
 Enrollment 67,000+
 Conference The American
 Colors Black and Gold
 Arena Addition Financial Arena (10,000)
 Interim President . . Dr. Thad Seymour, Jr.
 Director of Athletics Danny White
 Head Coach Johnny Dawkins
 Record at School (Years) . . 67-34 (Three)
 Overall Record (Years) . . . 223-149 (11)

2018-19 Record (Conference) 24-9 (13-5)
2019 Postseason NCAA Second Round
Lettermen Returning/Lost 3/6
Starters Returning/Lost 1/4
SID Dan Forcella
SID Phone (407) 823-2142
SID Email dforcella@athletics.ucf.edu
Website www.ucfknight.com
Series UCF leads 20-9
Last Meeting . . UCF, 76-65 (Jan. 13, 2019)
Joe Dooley vs. UCF 0-1

Memphis Tigers

Feb. 19 • 7 p.m. • Memphis, Tenn. • CBSSN



Location Memphis, Tenn.
 Founded 1912
 Enrollment 20,585
 Conference The American
 Colors Royal Blue and Gray
 Arena FedExForum (18,400)
 President Dr. M. David Rudd
 Director of Athletics Laird Veatch
 Head Coach Anfernee "Penny" Hardaway
 Record at School (Years) . . . 22-14 (One)
 Overall Record (Years) Same

2018-19 Record (Conf.) . . 22-14 (11-7)
2019 Postseason NIT
Lettermen Returning/Lost 4/8
Starters Returning/Lost 0/5
SID Phil Stukenborg
SID Phone (901) 678-4780
SID Email P.Stukenborg@memphis.edu
Website www.gotigersgo.com
Series Memphis leads 20-4
Last Meeting . . Memphis, 79-69 (Feb. 13, 2019)
Joe Dooley vs. Memphis 0-2

UConn Huskies

Feb. 29 • 2 p.m. • Greenville, N.C. • ESPNU



Location Storrs, Conn.
 Founded 1881
 Enrollment 27,721
 Conference The American
 Colors National Flag Blue and White
 Arena Gampel Pavilion (10,167)
 President Dr. Susan Herbst
 Director of Athletics David Benedict
 Head Coach Danny Hurley
 Record at School (Years) . . . 16-17 (One)
 Overall Record (Years) . . . 167-122 (Nine)

2018-19 Record (Conf.) . . 16-17 (6-12)
2019 Postseason None
Lettermen Returning/Lost 7/6
Starters Returning/Lost 4/1
SID Phil Chardis
SID Phone (860) 486-3531
SID Email phil.chardis@uconn.edu
Website www.uconnhuskies.com
Series UConn leads 11-2
Last Meeting . . UConn, 82-73 (March 10, 2019)
Joe Dooley vs. UConn 0-2

ECU Bests vs. American Opponents

■ UCF

ECU Points:	35, Jayden Gardner (Jan.13, 2019)
ECU Rebounds:	20, Jayden Gardner (Jan.13, 2019)
ECU Assists:	11, Miguel Paul (Jan. 12, 2013)
ECU Steals:	6, Lance Tejada (March 12, 2015)#
ECU Blocks:	5, Chad Wynn (Feb. 7, 2009)
ECU 3-Point FGs:	6, Caleb White (Jan. 16, 2016) 6, Jamar Abrams (March 2, 2010) 6, Sam Hinnant (March 7, 2009) 6, James Legan (Jan. 19, 2008)
UCF Points:	36, Keith Clanton (Jan. 12, 2013) 36, Jermaine Taylor (March 7, 2009)
UCF Rebounds:	16, Isaiah Sykes (Feb. 9, 2013)
UCF Assists:	11, Isaiah Sykes (Feb. 9, 2013)

■ CINCINNATI

ECU Points:	21, Corey Rouse (Jan. 12, 2005)
ECU Rebounds:	13, Kentrell Barkley (Feb. 27, 2016) 13, Corey Rouse (Jan. 12, 2005) 13, Derrick Wiley (Jan. 28, 2004)
ECU Assists:	6, Kentrell Barkley (Feb. 27, 2016) 6, Travis Holcomb-Faye (Jan. 22, 2003)
ECU Steals:	5, Antonio Robinson (Feb. 1, 2015)
ECU Blocks:	5, Andre Washington (Jan. 15, 2017) 5, Moussa Badiane (Jan. 28, 2004)
ECU 3-Point FGs:	4, Shawn Williams (Jan. 5, 2019) 4, Prince Williams (Feb. 27, 2016) 4, Kentrell Barkley (Feb. 27, 2016) 4, Steve Richardson (Dec. 6, 1991)
Cincinnati Points:	27, Troy Caupain (Feb. 27, 2016)
Cincinnati Rebounds:	16, Gary Clark (Jan. 6, 2015)
Cincinnati Assists:	9, Steve Logan (Jan. 29, 2002)

■ UCONN

ECU Points:	28, Caleb White (March 1, 2017)
ECU Rebounds:	10, Isaac Fleming (Feb. 18, 2018)
ECU Assists:	11, Isaac Fleming (March 10, 2019)
ECU Steals:	5, Kentrell Barkley (Jan. 6, 2018)
ECU Blocks:	3, Dimitrije Spasojevic (Jan. 6, 2018)
ECU 3-Point FGs:	7, Shawn Williams (Feb. 18, 2018) 7, Caleb White (March 1, 2017)
UConn Points:	26, Jalen Adams (Feb. 18, 2018)
UConn Rebounds:	17, Daniel Hamilton (Feb. 25, 2015)
UConn Assists:	12, Jalen Adams (March 10, 2019)

■ HOUSTON

ECU Points:	31, Darrell Jenkins (Feb. 10, 2007)
ECU Rebounds:	17, Corey Rouse (Feb. 4, 2006)
ECU Assists:	12, Brock Young (Jan. 21, 2009)
ECU Steals:	4, Rico Quinton (Jan. 23, 2019) 4, Jamar Abrams (Jan. 21, 2009)
ECU Blocks:	6, Moussa Badiane (Jan. 17, 2004)
ECU 3-Point FGs:	8, Sam Hinnant (March 1, 2008)

8, Darrell Jenkins (Feb. 10, 2007)

Houston Points:	31, Rob Gray (Jan. 30, 2016)
Houston Rebounds:	18, Ramon Dyer (Feb. 4, 2006)
Houston Assists:	11, Rob Gray (Feb. 25, 2018)

■ MEMPHIS

ECU Points:	30, Shawn Williams (Feb. 3, 2018)
ECU Rebounds:	14, Darrius Morrow (Feb. 11, 2011)
ECU Assists:	11, Isaac Fleming (Feb. 3, 2018)
ECU Steals:	5, Isaac Fleming (March 4, 2018) 5, Caleb White (Jan. 28, 2017)
ECU Blocks:	8, Moussa Badiane (Feb. 11, 2004)
ECU 3-Point FGs:	6, Shawn Williams (Feb. 3, 2018) 6, B.J. Tyson (Jan. 24, 2016)
Memphis Points:	33, Jeremiah Martin (Feb. 3, 2018)
Memphis Rebounds:	19, K.J. Lawson (Jan. 28, 2017)
Memphis Assists:	9, Trashon Burrell (Jan. 24, 2016)

■ USF

ECU ECU Points:	28, Travis Holcomb-Faye (Jan. 25, 2003)
ECU Rebounds:	24, Erroyl Bing (Jan. 25, 2003)
ECU Assists:	10, Isaac Fleming (an. 17, 2018)
ECU Steals:	7, Kentrell Barkley (Jan. 17, 2018)
ECU Blocks:	7, John Fields (Dec. 9, 2006)
ECU 3-Point FGs:	6, Shawn Williams (Jan. 17, 2018) 6, Sam Hinnant (Nov. 24, 2007)
USF Points:	28, Alexis Yetna (Feb. 26, 2019) 28, Corey Allen (Feb. 21, 2015)
USF Rebounds:	16, Terrence Leather (Jan. 5, 2005)
USF Assists:	10, Laquincy Rideau (Jan. 26, 2019)

■ SMU

ECU Points:	29, Akeem Richmond (Feb. 23, 2013)
ECU Rebounds:	12, Erin Straughn (Feb. 2, 2011)
ECU Assists:	11, Brock Young (Jan. 24, 2009) 11, Darrell Jenkins (Feb. 27, 2008)
ECU Steals:	6, Gabe Blair (Feb. 27, 2008)
ECU Blocks:	5, Andre Washington (Dec. 31, 2016)
ECU 3-Point FGs:	9, Akeem Richmond (Feb. 23, 2013)
SMU Points:	36, Semi Ojeleye (March 10, 2017)
SMU Rebounds:	15, Ike Ofoegbu (Feb. 17, 2007)
SMU Assists:	12, Nic Moore (Jan. 13, 2016)

■ TEMPLE

ECU Points:	27, Jayden Gardner (Jan. 16, 2019)
ECU Rebounds:	16, Kentrell Barkley (March 9, 2017)#
ECU Assists:	6, Jeremy Sheppard (Feb. 15, 2017) 6, Kentrell Barkley (Jan. 27, 2016)
ECU Steals:	4, Seth LeDay (Jan. 16, 2019)
ECU Blocks:	3, Andre Washington (Jan. 7, 2017)
ECU 3-Point FGs:	4, Kentrell Barkley (Feb. 7, 2018) 4, Caleb White (Jan. 9, 2016)
Temple Points:	24, Quinton DeCosey (Jan. 9, 2016)

Temple Rebounds: 16, Jaylen Bond (Feb. 14, 2015)

Temple Assists: 8, Josh Brown (Jan. 9, 2016)

■ TULANE

ECU Points: 30, Darrell Jenkins (March 8, 2008)

ECU Rebounds: 18, Kentrell Barkley (FJan. 31, 2018)

ECU Assists: 11, Miquel Paul (March 6, 2013)

ECU Steals: 5, Kentrell Barkley (Feb. 10, 2016)

ECU Blocks: 7, Andre Washington (Feb. 21, 2017)

ECU 3-Point FGs: 8, Darrell Jenkins (March 8, 2008)

Tulane Points: 32, Louis Dabney (Feb. 10, 2016)

Tulane Rebounds: 16, Josh Davis (March 6, 2013)

16, David Gomez (March 8, 2008)

Tulane Assists: 12, Malik Morgan (Feb. 4, 2017)

■ TULSA

ECU Points: 30, Brock Young (Feb. 27, 2010)

ECU Rebounds: 16, Jayden Gardner (Feb. 17, 2019)

ECU Assists: 10, Isaac Fleming (March 3, 2019)

10, Miquel Paul (Feb. 20, 2013)

ECU Steals: 3, 10 times

ECU Blocks: 5, Darrius Morrow (Feb. 21, 2009)

ECU 3-Point FGs: 6, Terry Whisnant (Jan. 24, 2015)

Tulsa Points: 34, Justin Hurtt (Feb. 27, 2010)

Tulsa Rebounds: 14, Junior Etou (Dec. 28, 2017)

14, Jerome Jordan (March 12, 2008)

Tulsa Assists: 10, Shaquille Harrison (Jan. 19, 2016)

■ WICHITA STATE

ECU Points: 17, Isaac Fleming (March 5, 2019)

ECU Rebounds: 10, Rico Quinton (March 5, 2019)

ECU Assists: 7, Isaac Fleming (March 14, 2019)

ECU Steals: 2, Four times

ECU Blocks: 3, Rico Quinton (March 5, 2019)

3, K.J. Davis (Feb. 6, 2019)

ECU 3-Point FGs: 2, Three times

Wichita State Points: 18, Samaji Haynes-Jones (Feb. 6, 2019)

Wichita State Rebounds: 11, Asbjorn (Feb. 6, 2019)

Wichita State Assists: 11, Landry Shamet (Jan. 11, 2018)

- The American Basketball Championship tournament game
bold - current player



Caleb White scored 28 points to lead ECU past UConn in his final home game.

Series Vs. All Opponents

Opponent	Games	Won	Lost	First Game	Last Game
Air Force	1	1	0	2016-17	2016-17
Alabama	2	0	2	1974-75	1992-93
Alderson-Broaddus	1	1	0	1977-78	1977-78
American	40	17	23	1973-74	2000-01
Angelo State	1	1	0	1994-95	1994-95
Appalachian State	65	39	26	1933-34	2018-19
Arizona	1	0	1	1974-75	1974-75
Arkansas State	3	2	1	1964-65	2000-01
Arkansas Tech	1	0	1	1952-53	1952-53
Armstrong State	1	1	0	1996-97	1996-97
Atlantic Christian	78	47	31	1931-32	1987-88
Baltimore	1	1	0	1972-73	1972-73
Baylor	1	1	0	1974-75	1974-75
Belmont	2	2	0	1999-00	2000-01
Belmont Abbey	17	13	4	1937-38	2004-05
Berry	1	1	0	1980-81	1980-81
Birmingham Southern	2	1	1	2000-01	2001-02
Boston College	1	0	1	1977-78	1977-78
Boston University	3	1	2	1983-84	1996-97
Bradley	1	0	1	1983-84	1983-84
Brown	2	0	2	1980-81	1980-81
Bucknell	1	0	1	1985-86	1985-86
Buffalo State	1	1	0	1973-74	1973-74
California	1	0	1	2015-16	2015-16
Campbell	59	39	20	1931-32	2017-18
Canisius	1	0	1	1981-82	1981-82
Carson-Newman	1	1	0	1991-92	1991-92
Catawba	34	24	10	1933-34	1961-62
Central Connecticut State	5	3	2	1984-85	2017-18
Charlotte	26	8	18	1980-81	2018-19
Charleston Southern	8	7	1	1970-71	1982-83
Chowan	6	5	1	1932-33	2013-14
Christopher Newport	3	3	0	1982-83	1984-85
Cincinnati	14	2	12	1991-92	2018-19
Citadel	33	21	12	1951-52	1976-77
Clemson	5	0	5	2004-05	2010-11
Cleveland State	1	1	0	2017-18	2017-18
Coastal Carolina	8	5	3	1994-95	2011-12
Coker	3	3	0	2008-09	2011-12
College of Charleston	4	1	3	1990-91	2016-17
Colorado State	2	1	1	1992-93	1995-96
Columbia	1	1	0	1993-94	1993-94
Connecticut	13	2	11	1966-67	2018-19
Coppin State	1	1	0	2017-18	2017-18
Cornell	3	2	1	1968-69	1989-90
Cumberland	1	1	0	1963-64	1963-64
Davidson	22	9	13	1962-63	1976-77
Dayton	3	0	3	1966-67	1991-92
Delaware State	4	3	1	1979-80	2018-19
DePaul	6	0	6	2001-02	2004-05
Detroit	3	0	3	1978-79	1980-81
Drexel	2	0	2	1983-84	1984-85
Duke	21	0	21	1969-70	2013-14
East Tennessee State	15	8	7	1964-65	1994-95
Eastern Illinois	3	2	1	1981-82	1994-95
Eastern Michigan	1	1	0	1993-94	1993-94
Edinboro	2	2	0	1985-86	1986-87
Elon	48	26	22	1934-35	1995-96

Opponent	Games	Won	Lost	First Game	Last Game
Erskine	7	5	2	1947-48	2010-11
Evansville	3	2	1	1998-99	2012-13
Fairfield	5	4	1	1966-67	1999-00
Fairleigh Dickinson	1	1	0	1973-74	1973-74
Fayetteville State	2	2	0	2010-11	2013-14
Ferrum	1	1	0	1997-98	1997-98
Florida Atlantic	4	2	2	1992-93	2015-16
Florida A&M	3	3	0	1969-70	2016-17
Florida International	1	0	1	2013-14	2013-14
Florida State	1	0	1	1967-68	1967-68
Francis Marion	3	2	1	1983-84	1998-99
Frederick	3	3	0	1963-64	1965-66
Fresno State	1	1	0	2014-15	2014-15
Furman	22	7	15	1965-66	1993-94
Gardner-Webb	5	3	2	2003-04	2012-13
George Mason	48	15	33	1981-82	2008-09
George Washington	15	8	7	1965-66	2010-11
Georgetown (Ky.)	2	1	1	1955-56	1965-66
Georgia	3	0	3	1996-97	1998-99
Georgia Southern	8	5	3	1969-70	1990-91
Georgia State	3	2	1	1974-75	2013-14
Georgia Tech	5	1	4	1978-79	2018-19
Grambling State	4	4	0	1982-83	2017-18
Green Bay	4	1	3	1993-94	2014-15
Guilford	37	31	6	1934-35	1961-62
Hampton	2	2	0	2003-04	2016-17
Hawaii	1	0	1	2014-15	2014-15
High Point	66	29	37	1932-33	2018-19
Houston	21	5	16	2001-02	2018-19
Howard	2	0	2	1983-84	1984-85
Illinois State	4	2	2	1979-80	1995-96
Indiana	2	0	2	1977-78	1986-87
Indiana State	1	0	1	1978-79	1978-79
Iona	2	1	1	1977-78	1978-79
Iowa State	1	0	1	1980-81	1980-81
Jacksonville	5	0	5	1969-70	2010-11
Jacksonville State	4	2	2	1996-97	1999-00
James Madison	47	13	34	1979-80	2018-19
Kent State	1	1	0	1979-80	1979-80
Kentucky	1	0	1	1985-86	1985-86
Lamar	1	1	0	2018-19	2018-19
LaSalle	1	0	1	1977-78	1977-78
Lees-McRae	1	1	0	2001-02	2001-02
Lehigh	1	1	0	1973-74	1973-74
Lenoir-Rhyne	43	20	23	1945-46	2010-11
Liberty	7	5	2	1988-89	2007-08
Limestone	4	4	0	2005-06	2008-09
Little Rock	1	0	1	2015-16	2015-16
Long Island	1	0	1	1981-82	1981-82
Longwood	4	4	0	1985-86	1991-92
Louisiana	5	3	2	1982-83	1999-00
Louisiana-Monroe	1	1	0	1972-73	1972-73
Louisiana Tech	1	1	0	2013-14	2013-14
Louisville	7	1	6	2001-02	2004-05
Loyola (Ill.)	1	1	0	1990-91	1990-91
Loyola (La.)	1	0	1	1971-72	1971-72
Loyola (Md.)	1	1	0	2012-13	2012-13
Lynchburg	3	2	1	1938-39	1979-80

Opponent	Games	Won	Lost	First Game	Last Game
Maine	2	1	1	1979-80	1980-81
Manhattan	2	1	1	1978-79	1981-82
Marist	1	1	0	2000-01	2000-01
Marquette	6	2	4	2001-02	2004-05
Mars Hill	1	1	0	1940-41	1940-41
Marshall	21	7	14	1968-69	2013-14
Maryland	6	0	6	1975-76	1987-88
Maryland Eastern Shore	1	1	0	2018-19	2018-19
Massachusetts	2	0	2	2011-12	2012-13
McNeese State	1	1	0	2013-14	2013-14
Memphis	24	4	20	2002-03	2018-19
Mercer	5	2	3	1974-75	2016-17
Methodist	1	1	0	2012-13	2012-13
Miami (Ohio)	1	1	0	1987-88	1987-88
Middle Tennessee State	3	2	1	2001-02	2013-14
Milligan	1	1	0	2011-12	2011-12
Mississippi	2	1	1	2002-03	2003-04
Mississippi State	3	0	3	1972-73	1989-90
Missouri	1	0	1	1981-82	1981-82
Missouri State	2	1	1	1994-95	1995-96
Morgan State	2	1	1	2006-07	2006-07
Mount Olive	2	2	0	2002-03	2013-14
Mount St. Mary's	3	2	1	1993-94	2000-01
Murray State	1	0	1	1965-66	1965-66
Navy	20	8	12	1981-82	1990-91
Newberry	3	2	1	1957-58	1960-61
New Hampshire	2	2	0	1976-77	1982-83
New Mexico	1	0	1	1989-90	1989-90
Norfolk State	2	2	0	2012-13	2013-14
North Carolina	4	0	4	1952-53	2014-15
N.C. A&T	7	6	1	2003-04	2018-19
N.C. Central	6	6	0	2006-07	2016-17
N.C. State	21	1	20	1967-68	2013-14
N.C. Wesleyan	8	7	1	1988-89	2014-15
North Texas	3	1	2	1983-84	2013-14
Northeastern	2	1	1	1983-84	1986-87
Northwestern	1	1	0	2001-02	2001-02
Northern Arizona	2	1	1	1979-80	1994-95
Northern Iowa	1	0	1	2009-10	2009-10
Notre Dame	1	0	1	1978-79	1978-79
Oglethorpe	5	3	2	1962-93	1963-64
Ohio	2	2	0	1980-81	1981-82
Old Dominion	52	14	38	1966-67	2013-14
Oral Roberts	1	0	1	1979-80	1979-80
Oregon State	1	1	0	2005-06	2005-06
Penn State	3	0	3	1980-81	1986-87
Penn State-Behrend	1	1	0	1982-83	1982-83
Pfeiffer	11	9	2	1955-56	1961-62
Prairie View A&M	1	1	0	2018-19	2018-19
Presbyterian	9	8	1	1934-35	2016-17
Purdue	1	0	1	1990-91	1990-91
Radford	9	5	4	1987-88	2017-18
Rice	14	9	5	2005-06	2013-14
Richmond	83	30	53	1959-60	2007-08
Rider	1	1	0	2012-13	2012-13
Roanoke College	2	2	0	1969-70	1970-71
Robert Morris	2	1	1	1999-00	2000-01
Rollins	1	0	1	1975-76	1975-76
Rutgers	2	1	1	2001-02	2017-18
Saint Andrews	5	5	0	1992-93	2012-13
Saint Francis (Pa.)	8	3	5	1966-67	1972-73

Opponent	Games	Won	Lost	First Game	Last Game
Saint Joseph's	2	2	0	1996-97	1997-98
Saint Leo's	1	1	0	1978-79	1978-79
Saint Louis	8	2	6	1997-98	2004-05
Saint Paul's	1	1	0	2005-06	2005-06
Saint Peter's	9	5	4	1967-68	1977-78
Samford	2	2	0	1980-81	1982-83
San Diego State	1	0	1	2015-16	2015-16
Savannah State	1	1	0	2012-13	2012-13
SMU	19	4	15	1985-86	2018-19
South Carolina	11	5	6	1968-69	2004-05
South Carolina State	1	1	0	2015-16	2015-16
South Dakota State	1	1	0	2009-10	2009-10
Southeastern Louisiana	1	1	0	1992-93	1992-93
Southern Illinois	1	1	0	1986-87	1986-87
Southern Miss	23	7	16	1970-71	2013-14
Stetson	3	1	2	1956-57	2015-16
Tampa	1	0	1	1969-70	1969-70
TCU	5	2	3	1988-89	2004-05
Temple	9	3	6	2014-15	2017-18
Tennessee	3	0	3	1978-79	2009-10
Tennessee-Chattanooga	6	2	4	1964-65	1978-79
Tennessee Tech	2	1	1	1992-93	1992-93
Texas-Rio Grande Valley	3	1	2	1980-81	2018-19
Texas Wesleyan	1	1	0	1980-81	1980-81
Toledo	4	2	2	1967-68	2005-06
Tulane	27	13	14	2002-03	2018-19
Tulsa	23	3	20	1984-85	2018-19
UAB	18	6	12	2001-02	2013-14
UCF	30	9	21	2000-01	2018-19
UMBC	3	2	1	1987-88	1989-90
UNC Asheville	9	5	4	1976-77	2014-15
UNC Greensboro	13	11	2	1988-89	2014-15
UNC Pembroke	2	2	0	2002-03	2003-04
UNC Wilmington	66	28	38	1963-64	2018-19
USC-Aiken	3	3	0	1977-78	1979-80
USC-Upstate	3	3	0	2001-02	2015-16
USF	18	8	10	2002-03	2018-19
UTEP	10	2	8	2005-06	2013-14
UTSA	2	2	0	2013-14	2013-14
UVA Wise	2	2	0	2009-10	2011-12
Vanderbilt	1	0	1	1987-88	1987-88
VCU	23	7	16	1978-79	2009-10
Villanova	1	0	1	1971-72	1971-72
Virginia	2	0	2	1968-69	2016-17
VMI	27	20	7	1962-63	2013-14
Virginia Tech	17	5	12	1961-62	2003-04
Virginia Univ. of Lynchburg	1	1	0	2014-15	2014-15
Wake Forest	7	0	7	1969-70	2009-10
Washington and Lee	2	2	0	1967-68	2012-13
Weber State	1	1	0	2012-13	2012-13
West Virginia	9	0	9	1965-66	1999-00
West Virginia Tech	2	1	1	1959-60	1979-80
Western Carolina	43	26	17	1937-38	2005-06
Western Illinois	2	1	1	1981-82	1983-84
Wichita State	4	0	4	2017-18	2018-19
William & Mary	79	37	42	1961-62	2002-03
Wingate	1	0	1	1934-35	1934-35
Winthrop	10	5	5	1984-85	2008-09
Wisconsin-Milwaukee	1	1	0	1979-80	1979-80
Wofford	4	4	0	1995-96	2005-06
Wright State	1	0	1	2013-14	2013-14

2019-20 opponents bold

Vs. The Conferences

■ AMERICA EAST*

Opponent	GP	W	L
Boston University	3	1	2
Maine	2	1	1
New Hampshire	2	2	0
UMBC	3	2	1
Total	10	6	4

■ AMERICAN ATHLETIC

Opponent	GP	W	L
Cincinnati	14	2	12
Connecticut	13	2	11
Houston	21	5	16
Memphis	24	4	20
SMU	19	4	15
Temple	9	3	6
Tulane	27	13	14
Tulsa	23	3	20
UCF	30	9	21
USF	18	8	10
Wichita State	4	0	4
Total	202	53	149

■ ACC*

Opponent	GP	W	L
Boston College	1	0	1
Clemson	5	0	5
Duke	21	0	21
Florida State	1	0	1
Georgia Tech	5	1	4
Louisville	7	1	6
North Carolina	4	0	4
NC State	21	1	20
Notre Dame	1	0	1
Virginia	2	0	2
Virginia Tech	17	5	12
Wake Forest	7	0	7
Total	92	8	84

■ ATLANTIC SUN*

Opponent	GP	W	L
Jacksonville	5	0	5
Liberty	7	5	2
Stetson	4	2	2
Total	16	7	9

■ ATLANTIC 10*

Opponent	GP	W	L
Davidson	22	9	13
Dayton	3	0	3
George Mason	48	15	33
G. Washington	15	8	7
LaSalle	1	0	1
Massachusetts	2	0	2
Richmond	83	30	53
Saint Louis	8	2	6
St. Joseph's	2	2	0
VCU	23	7	16
Total	207	73	134

■ BIG EAST*

Opponent	GP	W	L
DePaul	6	0	6
Marquette	6	2	4
Villanova	1	0	1
Total	13	2	11

■ BIG SKY*

Opponent	GP	W	L
Northern Arizona	2	1	1
Weber State	1	1	0
Total	3	2	1

■ BIG SOUTH

Opponent	GP	W	L
Campbell	59	39	20
Charleston Southern	8	7	1
Gardner-Webb	5	3	2
Hampton	2	2	0
High Point	66	29	37
Longwood	4	4	0
Presbyterian	9	8	1
Radford	9	5	4
UNC Asheville	9	5	4
USC Upstate	3	3	0
Winthrop	10	5	5
Total	183	110	73

■ BIG TEN*

Opponent	GP	W	L
Indiana	2	0	2
Maryland	6	0	6
Northwestern	1	1	0
Penn State	3	0	3
Purdue	1	0	1
Rutgers	2	1	1
Total	15	2	13

■ BIG 12*

Opponent	GP	W	L
Baylor	1	1	0
Iowa State	1	0	1
TCU	5	2	3
West Virginia	9	0	9
Total	16	3	13

■ BIG WEST*

Opponent	GP	W	L
Hawaii	1	0	1
Total	1	0	1

■ COLONIAL ATHLETIC ASSOCIATION*

Opponent	GP	W	L
Coll. of Charleston	4	1	3
Drexel	2	0	2
Elon	48	26	22
James Madison	47	13	34
UNC Wilmington	66	28	38
William & Mary	79	37	42
Total	246	104	142

■ CONFERENCE USA*

Opponent	GP	W	L
Charlotte	26	8	18
Florida Atlantic	4	2	2
FIU	1	0	1
Louisiana Tech	1	1	0
Marshall	21	7	14
Middle Tennessee St.	3	2	1
North Texas	3	1	2
Old Dominion	52	14	38
Rice	14	9	5
Southern Miss	23	7	16
UAB	18	6	12
UTEP	10	2	8
UTSA	2	2	0
Total	178	61	117

■ HORIZON*

Opponent	GP	W	L
Cleveland State	1	1	0
Detroit	3	0	3
Green Bay	4	1	3
Milwaukee	1	1	0
Wright State	1	0	1
Total	10	3	7

■ IVY LEAGUE*

Opponent	GP	W	L
Brown	2	0	2
Columbia	1	1	0
Cornell	3	2	1
Total	6	3	3

■ MAC*

Opponent	GP	W	L
Eastern Michigan	1	1	0
Kent State	1	1	0
Miami (Ohio)	1	1	0
Ohio	2	2	0
Toledo	4	2	2
Total	9	7	2

■ MAAC*

Opponent	GP	W	L
Canisius	1	0	1
Fairfield	5	4	1
Iona	2	1	1
Manhattan	2	1	1
Rider	1	1	0
St. Peter's	9	5	4
Total	19	11	8

■ MEAC*

Opponent	GP	W	L
Coppin State	1	1	0
Delaware State	4	3	1
Florida A&M	3	3	0
Howard	2	0	2
Morgan State	2	1	1
Norfolk State	2	2	0
N.C. A&T	7	6	1
N.C. Central	6	6	0
S.C. State	1	1	0
UMES	1	1	0
Total	30	25	5

■ MISSOURI VALLEY*

Opponent	GP	W	L
Bradley	1	0	1
Evansville	3	2	1
Illinois State	4	2	2
Indiana State	1	0	1
Loyola (Chi.)	1	1	0
Missouri State	2	1	1
Northern Iowa	1	0	1
Southern Illinois	1	1	0
Totals	14	7	7

■ MOUNTAIN WEST*

Opponent	GP	W	L
Air Force	1	1	0
Colorado State	2	1	1
Fresno State	1	1	0
Hawaii	1	0	1
New Mexico	1	0	1
San Diego State	1	0	1
Total	7	3	4

■ NORTHEAST*

Opponent	GP	W	L
Central Conn. State	5	3	2
Fairleigh Dickinson	1	1	0
Mount St. Mary's	3	2	1
Robert Morris	2	1	1
Saint Francis (Pa.)	8	3	5
Total	19	10	9

■ OHIO VALLEY*

Opponent	GP	W	L
Belmont	2	2	0
Eastern Illinois	3	2	1
Jacksonville State	4	2	2
Murray State	1	0	1
Tennessee Tech	2	1	1
Total	12	7	5

■ PAC-12*

Opponent	GP	W	L
Arizona	1	0	1
California	1	0	1
Oregon State	1	1	0
Total	3	1	2

■ PATRIOT LEAGUE*

Opponent	GP	W	L
American	40	17	23
Boston University	3	1	2
Bucknell	1	0	1
Lehigh	1	1	0
Loyola (Md.)	1	1	0
Navy	20	8	12
Total	66	28	38

■ SEC*

Opponent	GP	W	L
Alabama	2	0	2
Georgia	3	0	3
Kentucky	1	0	1
Mississippi	2	1	1
Mississippi State	3	0	3
Missouri	1	0	1
South Carolina	11	5	6
Tennessee	3	0	3
Vanderbilt	1	0	1
Total	27	6	21

■ SOUTHERN

Opponent	GP	W	L
Chattanooga	6	2	4
Citadel	33	21	12
East Tennessee St.	15	8	7
Furman	22	7	15
Mercer	5	2	3
Samford	2	2	0
UNC Greensboro	13	11	2
VMI	27	20	7
Western Carolina	43	26	17
Wofford	4	4	0
Total	170	103	67

■ SOUTHLAND*

Opponent	GP	W	L
Lamar	1	1	0
McNeese State	1	1	0
SE Louisiana	1	1	0
Total	3	3	0

■ SWAC*

Opponent	GP	W	L
Grambling State	4	4	0
Prairie View A&M	1	1	0
Total	5	5	0

■ SUMMIT*

Opponent	GP	W	L
Oral Roberts	1	0	1
South Dakota State	1	1	0
Western Illinois	2	1	1
Total	4	2	2

■ SUN BELT*

Opponent	GP	W	L
Appalachian State	65	39	26
Arkansas-Little Rock	1	0	1
Arkansas State	3	2	1
Coastal Carolina	8	5	3
Georgia Southern	8	5	3
Georgia State	3	2	1
Louisiana	5	3	2
Louisiana-Monroe	1	1	0
Total	94	57	37

■ WAC*

Opponent	GP	W	L
No games played			

■ WEST COAST*

Opponent	GP	W	L
Pepperdine	1	1	0
Total	1	1	0

*Complete conference not listed

All-Time Series Results

AIR FORCE

ECU leads 1-0

11-26-16 W 70-63 at Savannah, Ga.

ALABAMA

Alabama leads 2-0

12-7-74 L 99-86 at Tuscaloosa, Ala.

2-1-93 L 59-54 at Tuscaloosa, Ala.

AMERICAN

American leads 23-17

1-4-74 L 82-75 at Washington, D.C.

2-11-85 L 79-62 at Greenville

2-21-85 L 88-79 at Washington, D.C.

1-4-86 W 70-62 at Greenville

2-1-86 W 65-63 at Washington, D.C.

1-3-87 L 69-67 at Washington, D.C.

1-31-87 W 71-56 at Greenville

1-19-88 L 75-69 (ot) at Greenville

2-15-88 L 76-69 at Washington, D.C.

1-21-89 L 82-68 at Washington, D.C.

2-18-89 W 66-60 at Greenville

3-4-89 W 76-58 at Hampton, Va.

1-13-90 L 60-50 at Washington, D.C.

2-10-90 W 59-54 at Greenville

1-7-91 L 92-83 at Washington, D.C.

2-2-91 L 63-60 at Greenville

1-18-92 L 80-79 at Washington, D.C.

2-15-92 L 69-66 at Greenville

3-7-92 L 76-69 at Richmond, Va.

1-16-93 L 89-64 at Greenville

2-15-93 L 67-57 at Washington, D.C.

1-8-94 W 77-65 at Greenville

2-7-94 W 73-62 at Washington, D.C.

1-23-95 W 81-72 at Washington, D.C.

2-4-95 L 79-65 at Greenville

3-4-95 L 75-67 at Richmond, Va.

1-16-96 L 85-75 at Washington, D.C.

2-3-96 L 89-73 at Greenville

3-2-96 W 76-60 at Richmond, Va.

1-4-97 W 66-60 at Greenville

2-3-97 L 63-61 at Washington, D.C.

1-5-98 L 76-63 at Washington, D.C.

2-9-98 W 72-62 at Greenville

12-5-98 W 64-58 at Greenville

2-13-99 W 59-53 at Washington, D.C.

1-15-00 L 72-64 at Washington, D.C.

1-31-00 W 62-59 at Greenville

3-3-00 L 74-54 at Richmond, Va.

1-20-01 W 74-64 (ot) at Washington, D.C.

2-10-01 W 55-53 at Greenville

APPALACHIAN STATE

ECU leads 39-26

1933-34 L 41-26 Greenville

1940-41 L 66-49 Greenville

12-17-48 L 66-47 Boone, N.C.

2-12-48 L 65-44 Greenville

12-17-48 W 60-53 Greenville

2-4-49 L 54-41 Boone, N.C.

2-25-49 L 69-52 Elkin, N.C.

12-16-49 W 42-41 Greenville

2-2-50 L 53-63 Boone, N.C.

1-12-51 W 71-55 Greenville

1-29-51 L 66-57 Boone, N.C.

12-18-51 L 70-69 Greenville

1-29-52 L 79-78 Greenville

1952-53 W 70-63 Greenville

1952-53 W 79-67 Boone, N.C.

1-21-54 W 91-66 Greenville

2-1-54 W 99-74 Boone, N.C.

12-17-54 W 73-66 Greenville

1-31-55 L 88-84 Boone, N.C.

1955-56 W 77-66 Boone, N.C.

1-30-56 W 84-55 Greenville

1956-57 W 77-60 Boone, N.C.

1956-57 W 86-38 Greenville

1957-58 W 86-65 Boone, N.C.

1957-58 W 94-58 Greenville

1957-58 W 78-77 Boone, N.C.

1958-59 L 86-75 Boone, N.C.

1958-59 W 94-60 Greenville

1-5-60 L 75-65 Boone, N.C.

2-1-60 W 81-73 Greenville

2-25-60 L 87-79 Lexington, N.C.

12-14-60 L 79-73 Boone, N.C.

1-30-61 W 72-70 Greenville

12-13-61 W 74-68 Boone, N.C.

1-30-62 W 74-71 Greenville

1-20-72 W 89-82 Greenville

12-9-72 W 84-69 Greenville

2-10-73 L 88-79 Boone, N.C.

1-14-74 W 53-52 Greenville

2-11-74 W 76-68 Boone, N.C.

1-15-75 W 78-68 Greenville

2-5-75 L 78-71 Boone, N.C.

1-14-76 L 50-48 Boone, N.C.

2-14-76 W 84-66 Greenville

2-28-76 L 79-72 Greenville, S.C.

1-15-77 W 66-54 Greenville

2-12-77 L 63-60 Boone, N.C.

11-25-89 L 69-59 Greenville

12-8-90 L 88-79 Boone, N.C.

11-30-91 W 79-76 (ot) Greenville

1-4-93 L 76-74 Boone, N.C.

12-22-93 W 79-58 Greenville

11-28-94 W 80-78 Boone, N.C.

1-9-96 W 63-39 Greenville

11-26-96 W 57-48 Greenville

11-30-98 L 68-67 Greenville

12-8-99 L 82-73 Boone, N.C.

12-16-00 W 79-62 Greenville

11-19-01 L 93-87 Boone, N.C.

11-22-11 W 67-47 Charlotte, N.C.

11-20-12 W 82-72 Greenville

11-30-18 W 83-81 Greenville

ARIZONA

Arizona leads 1-0

12-12-75 L 94-78 Louisville, Ky.

ARKANSAS STATE

ECU leads 2-1

12-7-64 W 84-68 at Greenville

12-13-65 L 70-68 at Jonesboro, Ark.

11-17-00 W 86-72 at Poughkeepsie, N.Y.

BAYLOR

ECU leads 1-0

1-10-75 W 73-57 at Storrs, Conn.

BELMONT

ECU leads 2-0

1-6-00 W 66-54 at Nashville, Tenn.

11-29-00 W 100-88 at Greenville

BOSTON COLLEGE

BC leads 1-0

12-10-77 L 86-77 at Charlotte, N.C.

BOSTON UNIVERSITY

BU leads 2-1

12-28-83 L 58-47 at Boston, Mass.

1-3-84 W 75-62 at Greenville

11-30-96 L 68-66 at Halifax, Nova Scotia

BRADLEY

Bradley leads 1-0

12-20-83 L 66-41 at Peoria, Ill.

BROWN

Brown leads 2-0

12-20-81 L 80-71 at Durham, N.C.

12-30-81 L 69-59 at New Haven, Conn.

BUCKNELL

Bucknell leads 1-0

12-28-85 L 68-61 (ot) at Siena, N.Y.

CALIFORNIA

Cal leads 1-0

11-20-15 L 70-62 at Berkley, Calif.

CAMPBELL

ECU leads 39-20

1931-32 L 30-16

1931-32 L 30-17

1932-33 L 38-25

1933-34 L 41-29

1933-34 L 49-13

1934-35 L 37-22

1934-35 W 35-20

1935-36 L 36-34

1936-37 L 30-22

1937-38 L 37-29

1939-40 L 77-41

1940-41 W 53-44

1940-41 W 50-38

1945-46 W 40-20

1945-46 W 47-23

1946-47 W 43-37

1946-47 W 35-34

2-27-80 W 53-52 at Greenville

1-3-81 W 75-65 at Greenville

2-4-81 W 81-59 at Fayetteville, N.C.

12-7-81 W 66-61 at Greenville

1-20-82 L 62-60 at Fayetteville, N.C.

1-10-83 W 67-54 at Fayetteville, N.C.

1-22-83 W 73-55 at Greenville

11-26-83 W 75-66 at Greenville

2-29-84 L 73-63 at Fayetteville, N.C.

12-13-84 W 58-56 at Fayetteville, N.C.

2-27-85 L 60-58 at Greenville

11-25-85 W 69-62 at Greenville

1-8-86 W 58-47 at Buies Creek, N.C.

12-6-86 W 76-60 at Greenville

12-17-86 W 88-77 (ot) at Buies Creek, N.C.

12-8-87 W 61-54 at Greenville

2-1-88 L 77-50 at Fayetteville, N.C.

12-3-88 W 86-72 at Greenville

2-16-89 W 65-60 at Fayetteville, N.C.

12-14-89 W 72-62 at Greenville

2-8-90 L 59-50 at Fayetteville, N.C.

12-15-90 W 86-55 at Greenville

2-14-91 W 55-52 at Fayetteville, N.C.

1-2-92 W 105-67 at Greenville

1-15-93 L 80-72 at Fayetteville, N.C.

12-6-93 W 73-55 at Greenville

12-18-93 W 75-72 (ot) at Fayetteville, N.C.

12-6-94 L 74-56 at Fayetteville, N.C.

1-16-95 W 94-70 at Greenville

12-18-95 W 62-57 at Greenville

12-2-96 W 83-60 at Fayetteville, N.C.

12-6-97 W 74-62 at Greenville

11-21-98 W 77-49 at Fayetteville, N.C.

12-21-02 W 86-61 at Fayetteville, N.C.

11-22-03 W 93-54 at Greenville

11-19-08 W 86-65 at Greenville

11-17-09 L 74-68 at Buies Creek, N.C.

11-15-10 W 76-63 at Greenville

11-14-11 L 76-74 at Buies Creek, N.C.

1-2-13 L 86-81 (ot) at Greenville

1-2-14 W 79-71 at Buies Creek, N.C.

12-4-17 W 69-66 at Greenville

CANISIUS

Canisius leads 1-0

12-5-81 L 73-66 at Columbia, Mo.

CENTRAL CONN. STATE

ECU leads 3-2

12-27-84 W 58-53 at Greenville

2-19-86 W 97-68 at Greenville

1-20-87 L 81-54 at New Britain, Conn.

11-30-14 W 74-59 at Greenville

11-17-17 L 68-79 at Greenville

CHARLESTON SOUTHERN

ECU leads 7-1

12-7-70 W 119-92 at Greenville

1-10-80 W 99-77 at Charleston, S.C.

1-21-80 W 66-64 at Greenville

1-26-81 W 66-59 (ot) at Greenville

1-4-82 W 70-56 at Charleston, S.C.

2-4-82 W 88-62 at Greenville

1-17-83 L 64-56 at Greenville

2-12-83 W 73-59 at Charleston, S.C.

CHARLOTTE

Charlotte leads 18-8

1-20-81 W 65-64 (ot) at Charlotte, N.C.

1-27-82 W 71-68 at Greenville

1-31-83 W 66-64 at Charlotte, N.C.

1-2-84 L 67-57 at Charlotte, N.C.

12-8-92 L 62-59 at Greenville

11-29-93 L 85-62 at Charlotte, N.C.

2-22-95 W 89-77 at Greenville

12-2-95 L 80-65 at Charlotte, N.C.

1-12-02 L 84-75 at Greenville

1-26-02 L 87-52 at Charlotte, N.C.

1-11-03 L 83-62 at Charlotte, N.C.

2-22-03 L 71-66 at Greenville

1-10-04 L 85-69 at Charlotte, N.C.

2-7-04 L 96-90 (ot) at Greenville

1-8-05 L 72-60 at Charlotte, N.C.

1-29-05 W 54-51 at Greenville

12-2-09 L 80-68 at Charlotte, N.C.

11-19-10 L 74-63 at Charleston, S.C.

12-1-10 W 62-61 at Greenville

12-3-11 L 76-64 at Greenville

12-1-12 L 76-64 at Charlotte, N.C.

2-27-14 W 75-68 at Greenville

11-16-15 W 88-74 at Greenville

11-17-16 L 76-64 at Charlotte, N.C.

12-18-17 L 69-50 at Greenville

12-18-18 L 55-49 at Charlotte, N.C.

CINCINNATI

Cincinnati leads 12-2

12-6-91 L 105-69 at Cincinnati, Ohio

1-5-02 L 72-62 at Greenville

1-29-02 L 75-48 at Cincinnati, Ohio

1-22-03 L 59-53 at Greenville

2-26-03 L 53-52 at Cincinnati, Ohio

1-28-04 L 80-57 at Cincinnati, Ohio

1-12-05 L 84-78 Greenville

1-6-15 L 69-48 at Cincinnati, Ohio

2-1-15 W 50-46 at Greenville

2-13-16 L 75-60 at Cincinnati, Ohio

2-27-16 L 65-56 at Greenville

1-15-17 L 55-46 at Greenville

1-20-18 L 60-86at Northern Heights, Ky.

1-5-19 W 73-71 at Greenville

CLEMSON

Clemson leads 5-0

12-29-04 L 74-40 at Clemson, S.C.

12-5-07 L 82-67 at Greenville

1-3-09 L 79-66 at Clemson, S.C.

12-16-10 L 80-63 at Greenville

12-29-10 L 71-59 at Clemson, S.C.

COASTAL CAROLINA

ECU leads 5-3

1-26-95 W 85-62 at Greenville

12-9-95 W 74-62 at Conway, S.C.

12-23-03 L 90-71 at Conway, S.C.

11-29-03 W 76-59 at Greenville

1-2-08 W 89-64 at Greenville

12-28-08 L 63-55 at Myrtle Beach, S.C.

12-18-10 L 59-58 at Myrtle Beach, S.C.

12-19-11 W 76-51 at Greenville

COLLEGE OF CHARLESTON

CofC leads 3-1

12-17-90 W 65-51 at Greenville

2-3-92 L 72-68 at Charleston, S.C.

12-7-15 L 77-73 at Charleston, S.C.

12-15-16 L 81-71 at Greenville

COLORADO STATE

Series tied 1-1

12-22-92 L 78-66 at Fort Collins, Col.

12-20-95 W 80-72 (ot) at Greenville

CONNECTICUT

UConn leads 11-2

12-17-66	L	89-60	at Storrs, Conn.
12-30-71	W	74-64	at Tulsa, Okla.
1-11-75	L	79-77	Storrs, Conn.
12-30-78	L	80-68	at Storrs, Conn.
2-4-15	L	65-52	at Storrs, Conn.
2-25-15	L	60-49	at Greenville
2-7-16	L	85-67	at Storrs, Conn.
1-22-17	L	72-65	at Hartford, Conn.
3-1-17	W	66-62	at Greenville
1-16-18	L	65-70	at Hartford, Conn.
2-18-18	L	84-80	at Greenville
2-3-19	L	76-52	at Hartford, Conn.
3-10-19	L	82-73	at Greenville, N.C.

COPPIN STATE

ECU leads 1-0

11-12-17	W	76-50	at Greenville
----------	---	-------	---------------

DAVIDSON

Davidson leads 13-9

1-5-63	L	71-61	at Davidson, N.C.
1-21-63	L	105-77	at Norfolk, Va.
2-18-64	L	105-45	at Davidson, N.C.
1-28-65	L	82-68	at Davidson, N.C.
12-11-65	L	90-82	at Davidson, N.C.
3-1-69	L	102-76	at Charlotte, N.C.
1-13-70	L	91-76	at Davidson, N.C.
12-9-70	L	77-61	at Davidson, N.C.
1-19-71	L	60-52	at Greenville
12-8-71	W	67-57	at Greenville
2-1-72	L	92-79	at Davidson, N.C.
3-3-72	W	81-77	at Greenville, S.C.
12-5-72	L	100-80	at Davidson, N.C.
1-31-73	L	73-62	at Greenville
12-8-73	W	104-91	at Greenville
2-16-74	L	94-82	at Davidson, N.C.
1-20-75	W	110-91	at Davidson, N.C.
2-8-75	W	101-91	at Greenville
12-13-75	W	85-82	at Greenville
1-31-76	W	88-82	at Davidson, N.C.
1-11-77	W	51-49	at Davidson, N.C.
1-29-77	W	76-56	at Greenville

DAYTON

Dayton leads 3-0

12-20-66	L	89-66	at Dayton, Ohio
12-31-71	L	86-72	at Dayton, Ohio
1-6-92	L	61-49	at Dayton, Ohio

DELAWARE STATE

ECU leads 2-1

2-11-80	W	89-79	at Greenville
2-12-81	L	68-63	at Greenville
11-6-18	W	81-56	at Greenville

DEPAUL

DePaul leads 6-0

1-23-02	L	80-58	at Greenville
2-9-02	L	62-51	at Chicago, Ill.
1-19-03	L	55-42	at Chicago, Ill.
2-18-03	L	77-63	at Chicago, Ill.
1-31-04	L	70-65	at Greenville
1-22-05	L	77-56	at Chicago, Ill.

DETROIT

Detroit leads 3-0

1-18-79	L	81-69	at Greenville
2-2-80	L	69-65	at Detroit, Mich.
12-19-80	L	72-63	at Durham, N.C.

DREXEL

Drexel leads 2-0

12-17-83	L	53-51	at Greenville
12-4-84	L	80-73	at Philadelphia, Pa.

DUKE

Duke leads 21-0

12-15-69	L	80-65	at Durham, N.C.
12-11-71	L	71-62	at Durham, N.C.
12-12-72	L	108-74	at Durham, N.C.
12-1-73	L	82-69	at Durham, N.C.
12-4-74	L	79-73	at Durham, N.C.
12-10-75	L	93-74	at Durham, N.C.
12-29-76	L	88-65	at Raleigh, N.C.
1-28-78	L	105-82	at Durham, N.C.
12-8-79	L	92-73	at Durham, N.C.
12-22-81	L	70-57	at Durham, N.C.
11-27-82	L	70-65	at Durham, N.C.
12-10-83	L	80-64	at Durham, N.C.
1-9-85	L	87-63	at Durham, N.C.
12-2-85	L	98-66	at Durham, N.C.
12-3-86	L	103-65	at Durham, N.C.
11-30-87	L	94-45	at Durham, N.C.
11-30-88	L	95-46	at Durham, N.C.
2-14-90	L	84-51	at Durham, N.C.
11-26-90	L	125-82	at Durham, N.C.
11-25-91	L	103-75	at Durham, N.C.
11-19-13	L	83-74	at Durham, N.C.

EAST TENNESSEE STATE

ECU leads 8-7

12-28-64	W	75-66	at Johnson City, Tenn.
2-11-65	W	81-73	at Greenville
12-7-65	W	85-79	at Greenville
12-30-65	L	94-82	at Johnson City, Tenn.
12-7-66	L	56-55	at Greenville
12-10-66	L	72-48	at Johnson City, Tenn.
12-30-67	W	67-65	at Greenville
1-22-68	L	61-53	at Johnson City, Tenn.
1-8-69	W	89-80	at Greenville
2-3-69	L	95-70	at Johnson City, Tenn.
1-24-70	L	79-65	at Johnson City, Tenn.

12-12-70	W	85-63	at Greenville
12-22-89	L	86-80	at Honolulu, Hawaii
12-30-94	W	77-68	at Johnson City, Tenn.
1-6-95	W	80-76	at Greenville

EASTERN ILLINOIS

ECU leads 2-1

2-15-82	W	78-51	at Greenville
2-6-84	L	78-58	at Charleston, Ill.
12-19-94	W	78-56	at Honolulu, Hawaii

EASTERN MICHIGAN

ECU leads 1-0

12-30-93	W	76-69	at Green Bay, Wis.
----------	---	-------	--------------------

ELON

ECU leads 26-22

1934-35	L	70-36	
1938-39	L	38-31	
1945-46	L	52-41	
1945-46	L	73-56	
1947-48	W	31-29	at Elon, N.C.
1947-48	W	62-44	at Greenville
1948-49	W	49-48	at Elon, N.C.
1948-49	W	57-48	at Greenville
1949-50	W	56-44	at Greenville
1949-50	L	54-30	at Elon, N.C.
1950-51	W	74-62	at Greenville
1950-51	L	75-74	at Elon, N.C.
1951-52	L	59-54	at Elon, N.C.
1951-52	W	76-62	at Greenville
1951-52	L	75-67	
1952-53	W	76-75	at Elon, N.C.
1952-53	W	91-69	at Greenville
1952-53	W	72-56	
1953-54	W	85-51	at Greenville
1953-54	W	84-65	at Elon
1953-54	W	80-65	
1954-55	L	76-64	at Elon, N.C.
1954-55	W	92-80	at Greenville
1955-56	W	105-69	at Greenville
1955-56	L	86-83	at Elon, N.C.
1955-56	L	82-64	
1956-57	L	77-69	at Elon, N.C.
1956-57	L	66-52	at Greenville
1957-58	W	79-43	at Greenville
1957-58	L	85-70	at Elon, N.C.
1958-59	W	70-44	at Elon, N.C.
1958-59	W	54-47	at Greenville
1959-60	W	83-64	at Greenville
1959-60	W	88-55	at Elon, N.C.
1959-60	W	95-63	at Camp Lejeune, N.C.
1-7-61	W	78-77	at Elon, N.C.
2-11-61	W	105-88	at Greenville
12-28-61	L	84-61	at Camp Lejeune, N.C.
1-6-62	L	67-65	at Greenville
2-10-62	L	78-66	at Elon, N.C.

1-4-63	W	73-64	at Elon, N.C.
2-9-63	L	69-63	at Greenville
12-19-63	L	71-70	at Camp Lejeune, N.C.
1-11-64	L	82-57	at Elon, N.C.
2-15-64	L	66-60	at Greenville
1-9-65	W	67-60	at Greenville
2-13-65	L	72-66	at Elon, N.C.
11-25-65	W	89-74	at Greenville

■ EVANSVILLE

ECU leads 2-1

12-12-98	W	82-79	at Greenville
12-11-99	L	68-63	at Evansville, Ind.
3-30-13	W	81-58	at Greenville, N.C.

■ FAIRFIELD

ECU leads 4-1

2-25-67	L	91-67	at Fairfield, Conn.
2-15-68	W	93-77	at Greenville
1-17-94	W	77-65	at Greenville
11-23-96	W	81-64	at Fairfield, Conn.
12-31-99	W	92-89 (ot)	at Fairfield, Conn.

■ FAIRLEIGH DICKINSON

ECU leads 1-0

12-13-73	W	77-73	at Greenville
----------	---	-------	---------------

■ FLORIDA A&M

ECU leads 3-0

12-26-69	W	71-57	at Tampa, Fla.
12-22-14	W	75-57	at Greenville
11-22-16	W	82-62	at Greenville

■ FLORIDA ATLANTIC

Series tied 2-2

1-21-93	W	74-60	at Greenville
1-16-14	L	78-67	at Boca Raton, Fla.
12-3-14	L	72-63	at Boca Raton, Fla.
12-1-15	W	74-48	at Greenville

■ FIU

FIU leads 1-0

1-18-14	L	68-64	at Miami, Fla.
---------	---	-------	----------------

■ FLORIDA STATE

FSU leads 1-0

2-3-68	L	110-100	at Tallahassee, Fla.
--------	---	---------	----------------------

■ FRESNO STATE

ECU leads 1-0

11-25-14	W	58-52	at Estero, Fla.
----------	---	-------	-----------------

■ FURMAN

Furman leads 15-7

12-18-65	L	74-73	at Greenville
12-3-66	L	68-58	at Greenville, S.C.
12-8-67	L	91-89	at Greenville
1-6-68	L	59-58	at Greenville, S.C.

12-31-68	L	77-68	at Greenville, S.C.
1-6-70	W	81-66	at Greenville
1-16-71	W	68-58	at Greenville, S.C.
1-15-72	W	82-73	at Greenville
2-5-72	L	82-73	at Greenville, S.C.
3-4-72	W	77-75	at Greenville, S.C.
1-13-73	L	84-60	at Greenville, S.C.
2-3-73	W	61-57	at Greenville
3-2-73	L	68-60	at Richmond, Va.
1-28-74	L	89-80	at Greenville
2-2-74	L	72-70	at Greenville, S.C.
2-1-75	L	86-76	at Greenville, S.C.
2-10-75	L	71-70	at Greenville
1-10-76	W	72-68	at Greenville
2-16-76	L	83-76	at Greenville, S.C.
1-24-77	L	100-89	at Greenville, S.C.
2-16-77	L	74-66	at Greenville
12-16-94	W	92-61	at Greenville

■ GARDNER-WEBB

ECU leads 3-2

12-19-03	W	76-59	at Greenville
11-23-04	L	90-60	at Boiling Springs, N.C.
11-22-05	L	77-72	at Greenville
12-22-11	W	69-55	at Greenville
12-18-12	W	62-60	at Greenville

■ GEORGE MASON

GMU leads 33-15

12-30-81	W	66-64	at Fairfax, Va.
1-22-82	L	70-57	at Greenville
12-30-82	L	69-68	at Fairfax, Va.
2-5-83	L	59-58	at Greenville
3-10-83	W	68-65	at Richmond, Va.
1-9-84	L	83-66	at Fairfax, Va.
2-4-84	W	70-68	at Greenville
1-7-85	L	81-69	at Greenville
2-2-85	L	86-59	at Fairfax, Va.
1-25-86	W	75-67	at Greenville
2-22-86	L	70-69	at Fairfax, Va.
1-24-87	L	79-74	at Fairfax, Va.
2-21-87	L	67-60	at Greenville
1-9-88	L	77-63	at Fairfax, Va.
2-6-88	L	67-64	at Greenville
1-16-89	L	86-74	at Greenville
2-8-89	L	83-65	at Fairfax, Va.
3-5-89	L	68-59	at Hampton, Va.
12-23-89	L	79-63	at Honolulu, Hawaii
1-8-90	L	63-56	at Greenville
2-5-90	L	76-56	at Fairfax, Va.
1-3-90	L	66-62	at Richmond, Va.
1-14-91	L	74-72	at Greenville
2-11-91	L	78-58	at Fairfax, Va.
1-20-92	L	81-78 (ot)	at Fairfax, Va.
2-17-92	W	74-68	at Greenville
1-18-93	W	68-64	at Greenville

2-19-93	W	81-51	at Fairfax
1-10-94	W	86-72	at Greenville
2-5-94	W	83-75	at Fairfax, Va.
1-21-95	W	84-70	at Fairfax, Va.
2-6-95	W	84-82	at Greenville
1-6-96	L	80-76	at Fairfax, Va.
2-5-96	L	92-78	at Greenville
1-6-97	W	80-74	at Greenville
2-1-97	W	87-81	at Fairfax, Va.
1-3-98	L	66-51	at Fairfax, Va.
2-2-98	L	79-73 (ot)	at Greenville
1-18-99	W	60-58	at Greenville
2-15-99	L	87-68	at Fairfax, Va.
1-17-00	L	75-66	at Fairfax, Va.
2-21-00	L	72-65	at Greenville
1-22-01	L	104-62	at Fairfax, Va.
2-3-01	L	77-74	at Greenville
12-19-02	L	66-56	at Greenville
12-2-04	L	76-65	at Fairfax, Va.
12-2-07	W	68-65	at Washington, D.C.
11-22-08	L	77-71	at Greenville

■ GEORGE WASHINGTON

ECU leads 8-7

2-12-66	W	98-80	at Greenville
2-15-66	L	86-80	at Washington, D.C.
1-24-67	W	79-73	at Greenville
2-11-67	L	93-78	at Washington, D.C.
1-3-68	W	71-68 (4ot)	at Washington, D.C.
1-24-68	W	98-72	at Greenville
12-21-68	W	88-83	at Greenville
2-10-69	L	70-69	at Washington, D.C.
2-28-69	W	84-79	at Charlotte, N.C.
1-3-70	W	75-65	at Washington, D.C.
12-4-70	L	80-79	at Greenville
2-22-72	L	84-74	at Washington, D.C.
1-17-73	W	59-58	at Greenville
12-22-09	L	84-80 (ot)	at Greenville
12-22-10	L	82-80	at Washington, D.C.

■ GEORGIA

UGA leads 3-0

12-17-96	L	73-60	at Athens, Ga.
12-13-97	L	55-54	at Greenville
12-22-98	L	82-65	at Athens, Ga.

■ GEORGIA SOUTHERN

ECU leads 5-3

1-1-70	W	88-71	at Greenville
12-16-76	W	89-78	at Greenville
2-21-76	W	91-85	at Greenville
2-14-77	L	64-57	at Statesboro, Ga.
1-25-78	W	86-85	at Statesboro, Ga.
2-20-78	L	88-83	at Greenville
1-2-91	W	60-59	at Greenville
2-6-91	L	80-68	at Statesboro, Ga.

■ GEORGIA STATE

ECU leads 2-1

12-17-74	W	88-79	at Greenville
11-26-12	W	62-53	at Atlanta, Ga.
12-29-13	L	89-82	at Greenville

■ GEORGIA TECH

GT leads 4-1

1-27-79	W	66-64	at Atlanta, Ga.
2-17-79	L	82-68	at Greenville
1-4-89	L	72-69	at Atlanta, Ga.
12-3-94	L	100-74	at Atlanta, Ga.
11-16-18	L	79-54	at Greenville

■ GRAMBLING STATE

ECU leads 4-0

12-18-82	W	64-61	at Lafayette, La.
11-13-15	W	61-53	at Greenville
11-11-16	W	72-57	at Greenville
12-21-17	W	76-68	at Greenville

■ GREEN BAY

GB leads 3-1

12-31-93	L	60-43	at Green Bay, Wisc.
12-8-98	L	63-36	at Green Bay, Wisc.
11-23-99	W	68-54	at Greenville
11-24-14	L	66-49	at Estero, Fla.

■ HAMPTON

ECU leads 2-0

12-23-03	W	77-53	at Greenville
11-29-16	W	68-48	at Greenville

■ HAWAII

UH leads 1-0

11-26-14	L	75-73	at Estero, Fla.
----------	---	-------	-----------------

■ HIGH POINT

HPU leads 37-29

1932-33	W	38-35	
1933-34	L	63-35	
	L	25-20	
	L	31-26	
	L	44-35	
1934-35	L	43-12	
	L	n/a	
1935-36	L	45-23	
	L	42-30	
1936-37	L	42-28	
1937-38	L	66-33	
	L	52-33	
1938-39	L	43-37	
1939-40	L	51-35	
1940-41	W	44-43	
	W	44-37	
1945-46	W	49-43	
	W	39-38	

1948-49	L	51-31	at High Point, N.C.
	W	50-48	at Greenville
1949-50	W	59-53	at Greenville
	L	72-51	at High Point, N.C.
1950-51	L	59-58	at Greenville
	W	81-72	at High Point, N.C.
	L	66-62	
1951-52	W	71-65	at Greenville
	W	69-64	at High Point, N.C.
	W	69-61	
1952-53	W	79-68	at High Point, N.C.
	W	100-87	at Greenville
	W	103-73	
1953-54	W	100-61	at Greenville
	W	95-68	at High Point, N.C.
1954-55	W	80-77	at High Point, N.C.
	W	83-81	at Greenville
	L	90-71	
1955-56	W	80-71	at High Point, N.C.
	W	87-76	at Greenville
	W	83-53	at Paris Island, S.C.
1956-57	L	111-94	at High Point, N.C.
	L	93-91	at Greenville
1957-58	W	79-66	at High Point, N.C.
	W	120-71	at Greenville
	L	72-79	
1958-59	L	95-76	at High Point, N.C.
	W	79-75	at Greenville
1959-60	L	69-60	at Greenville
	L	84-68	at High Point, N.C.
12-6-60	L	60-58	at Greenville
2-15-61	L	71-68	at High Point, N.C.
12-6-61	L	88-64	at High Point, N.C.
2-14-62	W	81-66	at Greenville
12-4-62	W	75-56	at Greenville
12-28-62	L	67-63	at Hickory, N.C.
2-13-63	L	77-49	at High Point, N.C.
12-4-63	L	84-48	at High Point, N.C.
2-6-64	L	72-68	at Greenville
12-1-64	L	69-59	at Greenville
2-4-65	L	83-70	at High Point, N.C.
12-1-65	L	69-60	at High Point, N.C.
2-3-66	W	46-40	at Greenville
2-1-67	W	71-70	at Greenville
1-31-68	L	83-77	at High Point, N.C.
11-24-18	L	55-52	at Greenville

■ HOUSTON

UH leads 16-5

2-23-02	W	63-46	at Greenville
3-6-02	L	58-49	at Cincinnati, Ohio
1-17-04	L	55-53	at Houston, Texas
2-26-05	L	76-72	at Greenville
2-4-06	L	64-60 (ot)	at Greenville
2-10-07	L	83-59	at Houston, Texas
3-1-08	W	84-83	at Greenville

1-16-10	L	74-55	at Greenville
3-10-10	L	93-80	at Tulsa, Okla.
1-29-11	W	74-70	at Greenville
1-21-12	L	82-75	at Houston, Texas
1-16-13	W	89-78	at Greenville
1-14-15	W	66-61	at Greenville
3-8-15	L	72-54	at Houston, Texas
1-30-16	L	97-93 (2ot)	at Greenville
1-11-17	L	74-58	at Greenville
3-5-17	L	73-51	at Houston, Texas
1-14-18	L	65-49	at Greenville
2-25-18	L	109-58	at Houston, Texas
1-23-19	L	94-50	at Houston, Texas
2-27-19	L	99-65	at Greenville

■ ILLINOIS STATE

Series tied 2-2

2-9-80	W	70-67 (ot)	at Greenville
2-28-81	L	64-41	at Normal, Ill.
1-11-95	W	64-57	at Greenville
12-30-95	L	64-52	at Normal, Ill.

■ INDIANA

IU leads 2-0

11-26-78	L	75-59	at Bloomington, Ind.
12-13-86	L	96-68	at Bloomington, Ind.

■ INDIANA STATE

ISU leads 1-0

12-8-78	L	102-79	at DeLand, Fla.
---------	---	--------	-----------------

■ IONA

Series tied 1-1

1-19-78	L	96-74	at Greenville
1-2-79	W	76-75	at New Rochelle, N.Y.

■ IOWA STATE

ISU leads 1-0

12-29-80	L	80-73	at New Haven, Conn.
----------	---	-------	---------------------

■ JACKSONVILLE

JU leads 5-0

2-5-70	L	111-94	at Greenville
2-22-71	L	127-69	at Jacksonville, Fla.
12-4-71	L	77-68	at Greenville
1-20-73	L	100-61	at Jacksonville, Fla.
3-15-11	L	71-66 (ot)	at Greenville

■ JACKSONVILLE STATE

Series tied 2-2

12-4-96	W	64-49	at Greenville
2-10-97	W	82-54	at Jacksonville, Ala.
11-24-98	L	61-53	at Jacksonville, Ala.
12-18-99	L	69-53	at Greenville

■ JAMES MADISON

JMU leads 34-13

12-15-79	W	61-58	at Greenville
----------	---	-------	---------------

1-14-80	L	63-52	at Harrisonburg, Va.
1-9-82	L	72-50	at Harrisonburg, Va.
2-17-82	L	61-43	at Greenville
1-8-83	W	43-41	at Greenville
2-23-83	L	76-56	at Harrisonburg, Va.
1-28-84	L	71-57	at Harrisonburg, Va..
3-3-84	L	61-54	at Greenville
1-28-85	L	74-65	at Greenville
3-2-85	L	77-61	at Harrisonburg, Va.
1-27-86	W	51-48	at Greenville
2-24-86	L	86-73	at Harrisonburg, Va.
1-26-87	L	78-70	at Harrisonburg, Va.
2-23-87	W	74-68	at Greenville
1-11-88	W	68-65	at Harrisonburg, Va.
2-8-88	W	70-66	at Greenville
1-14-89	W	62-57	at Greenville
2-11-89	L	74-61	at Harrisonburg, Va.
1-15-90	L	67-63 (2ot)	at Harrisonburg, Va.
2-12-90	L	60-55	at Greenville
1-12-91	L	72-68	at Greenville
2-9-91	L	88-65	at Harrisonburg, Va.
1-13-92	L	81-77 (ot)	at Greenville
2-10-92	L	86-48	at Harrisonburg, Va.
1-9-93	L	98-82	at Harrisonburg, Va.
2-6-93	W	58-57	at Greenville
3-8-93	W	54-49	at Richmond, Va.
1-26-94	L	70-68	at Greenville
2-19-94	L	79-74	at Harrisonburg, Va.
1-14-95	L	71-69 (ot)	at Greenville
2-15-95	L	92-87	at Harrisonburg, Va.
1-4-96	W	62-56	at Harrisonburg, Va.
2-21-96	L	72-70	at Greenville
1-21-97	L	59-55	at Greenville
2-15-97	L	63-60 (ot)	at Harrisonburg, Va.
3-1-97	L	69-67 (2ot)	at Richmond, Va.
1-7-98	W	90-60	at Harrisonburg, Va.
2-16-98	W	57-51	at Greenville
1-9-99	L	73-57 (ot)	at Harrisonburg, Va.
2-3-99	L	64-61	at Greenville
12-4-99	L	60-57	at Harrisonburg, Va.
2-5-00	L	62-55	at Greenville
12-6-00	L	79-72	at Harrisonburg, Va.
2-5-01	L	69-51	at Greenville
12-13-14	W	70-58	at Greenville
12-20-15	L	67-61	at Harrisonburg, Va.
11-9-18	L	73-72	at Greenville

■ KENT STATE

ECU leads 1-0

12-22-79	W	forfeit	at Reno, Nev.
----------	---	---------	---------------

■ KENTUCKY

UK leads 1-0

12-20-85	L	82-56	at Lexington, Ky.
----------	---	-------	-------------------

■ LAMAR

ECU leads 1-0

11-11-18	W	84-78 (ot)	at Greenville
----------	---	------------	---------------

■ LASALLE

LaSalle leads 1-0

12-9-77	L	96-95 (ot)	at Charlotte, N.C.
---------	---	------------	--------------------

■ LEHIGH

ECU leads 1-0

1-5-74	W	60-47	at Washington, D.C.
--------	---	-------	---------------------

■ LIBERTY

ECU leads 5-2

2-22-89	W	69-60	at Greenville
12-7-89	W	50-47	at Lynchburg, Va.
1-30-91	W	64-49	at Greenville
1-14-98	W	74-63	at Greenville
11-28-99	W	80-56	at Lynchburg, Va.
11-21-06	L	64-56	at Lynchburg, Va.
11-17-07	L	55-53	at Greenville

■ LITTLE ROCK

UALR leads 1-0

11-26-15	L	54-46	at Las Vegas, Nev.
----------	---	-------	--------------------

■ LOUISIANA

ECU leads 3-2

12-17-82	L	83-55	at Lafayette, La.
12-14-96	W	65-56	at Greenville
12-8-97	W	67-64	at Lafayette, La.
11-24-98	W	75-69	at Greenville
11-27-99	L	70-64	at Lafayette, La.

■ LOUISIANA-MONROE

ECU leads 1-0

12-28-72	W	83-75	at Monroe, La.
----------	---	-------	----------------

■ LOUISIANA TECH

ECU leads 1-0

2-20-14	W	75-68	at Greenville
---------	---	-------	---------------

■ LOUISVILLE

UofL leads 6-1

1-16-02	W	87-77	at Greenville
2-19-02	L	75-42	at Louisville, Ky.
1-16-03	L	87-70	at Greenville
3-1-03	L	82-76	at Louisville, Ky.
1-15-04	L	76-66	at Louisville, Ky.
3-10-04	L	61-54	at Cincinnati, Ohio
1-19-05	L	91-42	at Louisville, Ky.

■ LOYOLA (ILL.)

ECU leads 1-0

12-1-90	W	79-58	at West Lafayette, Ind.
---------	---	-------	-------------------------

■ LOYOLA (MD.)

ECU leads 1-0

3-26-13	W	70-58	at Greenville
---------	---	-------	---------------

■ MAINE

Series tied 1-1

12-5-79	W	67-65 (ot)	at Greenville
12-3-80	L	112-81	at Orono, Maine

■ MANHATTAN

Series tied 1-1

12-29-78	W	74-71	at Storrs, Conn.
12-19-82	L	60-54	at Charleston, W.Va.

■ MARIST

ECU leads 1-0

11-18-01	W	81-73	at Poughkeepsie, N.Y.
----------	---	-------	-----------------------

■ MARQUETTE

MU leads 4-2

2-6-02	L	70-58	at Milwaukee, Wis.
2-28-02	W	51-46	at Greenville
12-30-02	W	73-70	at Greenville
1-29-03	L	80-48	at Milwaukee, Wis.
3-3-04	L	77-73	at Milwaukee, Wis.
2-12-05	L	71-69 (ot)	at Greenville

■ MARSHALL

Marshall leads 14-7

1-18-69	W	85-82	at Greenville
1-2-71	L	107-79	at Huntington, W.Va.
12-29-73	L	92-81	at Huntington, W.Va.
12-30-75	W	70-67	at Winter Park, Fla.
2-1-06	L	72-66	at Huntington, W.Va.
2-18-06	W	63-59	at Greenville
1-31-07	L	56-52	at Huntington, W.Va.
2-21-07	L	54-51	at Greenville
1-16-08	W	75-62	at Greenville
2-9-08	L	83-49	at Huntington, W.Va.
1-10-09	L	72-64	at Huntington, W.Va.
2-25-09	L	76-62	at Greenville
1-9-10	L	83-65	at Greenville
2-6-10	L	100-49	at Huntington, W.Va.
1-22-11	W	82-81	at Huntington, W.Va.
2-12-11	L	78-65	at Greenville
2-11-12	L	78-68	at Huntington, W.Va.
2-29-12	W	81-78 (ot)	at Greenville
1-19-13	L	77-56	at Huntington, W.Va.
3-9-13	W	86-79	at Greenville
3-2-14	L	64-61	at Huntington, W.Va.

■ MARYLAND

UM leads 6-0

11-29-75	L	127-84	at College Park, Md.
12-8-76	L	80-69	at College Park, Md.
12-7-77	L	130-106	at College Park, Md.
12-16-78	L	82-71	at College Park, Md.

2-13-80	L	85-72	at College Park, Md.
12-10-87	L	75-59	at College Park, Md.

■ MD. EASTERN SHORE

ECU leads 1-0

12-2-18	W	70-47	at Greenville
---------	---	-------	---------------

■ MASSACHUSETTS

UMass leads 2-0

12-6-11	L	63-58	at Greenville
12-22-12	L	88-81	at Amherst, Mass.

■ MCNEESE STATE

ECU leads 1-0

11-25-13	W	91-62	at Kingston, R.I.
----------	---	-------	-------------------

■ MEMPHIS

Memphis leads 20-4

2-4-03	L	73-49	at Memphis, Tenn.
2-11-04	L	79-73	at Greenville
2-2-05	L	72-66	at Memphis, Tenn.
1-11-06	L	77-67	at Greenville
1-20-07	L	61-44	at Greenville
1-9-08	L	75-62	at Memphis, Tenn.
1-28-09	L	85-64	at Greenville
1-13-10	L	77-57	at Memphis, Tenn.
1-8-11	L	61-58	at Memphis, Tenn.
3-2-11	W	68-57	at Greenville
3-11-11	L	76-56	at El Paso, Texas
2-8-12	L	70-59	at Greenville
2-22-12	L	70-47	at Memphis, Tenn.
1-9-13	L	67-54	at Memphis, Tenn.
1-30-13	L	75-68	at Greenville
1-28-15	L	70-58	at Memphis, Tenn.
2-10-15	W	64-53	at Greenville
1-24-16	W	84-83	at Memphis, Tenn.
3-6-16	L	83-53	at Greenville
1-28-17	L	57-50	at Memphis, Tenn.
2-3-18	W	88-85 (ot)	at Greenville
3-4-18	L	90-70	at Memphis, Tenn.
1-10-19	L	78-72	at Memphis, Tenn.
2-13-19	L	79-69	at Greenville

■ MERCER

Mercer leads 3-2

12-21-74	W	121-82	at Greenville
2-17-76	L	86-68	at Macon, Ga.
2-23-77	W	76-70	at Greenville
2-25-78	L	75-92	at Macon, Ga.
11-25-17	L	70-66	at Savannah, Ga.

■ MIAMI (OHIO)

ECU leads 1-0

12-29-87	W	65-58	at Greenville
----------	---	-------	---------------

■ MIDDLE TENNESSEE

ECU leads 2-1

12-20-01	W	81-71	at Greenville
11-22-03	W	65-63	at Murfreesboro, Tenn.
1-30-14	L	84-67	at Murfreesboro, Tenn.

■ MILWAUKEE

ECU leads 1-0

3-1-80	W	96-86 (ot)	at Greenville
--------	---	------------	---------------

■ MISSISSIPPI

Series Tied 1-1

11-24-02	W	65-58	at Greenville
1-3-04	L	65-49	at Oxford, Miss.

■ MISSISSIPPI STATE

MSU leads 3-0

12-29-72	L	69-64	at Monroe, La.
12-20-88	L	88-79	at Starkville, Miss.
12-19-89	L	72-63	at Greenville

■ MISSOURI

MU leads 1-0

12-4-81	L	87-55	at Columbia, Mo.
---------	---	-------	------------------

■ MISSOURI STATE

Series ties 1-1

1-4-95	L	51-38	at Springfield, Ill.
12-23-95	W	62-59 (ot)	at Greenville

■ MORGAN STATE

Series tied 1-1

11-11-06	W	86-67	at Greenville
12-18-06	L	76-70	at Baltimore, Md.

■ MOUNT ST. MARY'S

ECU leads 2-1

12-4-93	L	75-70	Emittsburg, Md.
1-4-00	W	72-49	at Greenville
12-18-00	W	73-66	at Emittsburg, Md.

■ MURRAY STATE

Murray leads 1-0

12-14-65	L	104-84	at Murray, Ky.
----------	---	--------	----------------

■ NAVY

Navy leads 12-8

2-20-82	L	88-76	at Annapolis, Md.
1-29-83	L	60-58	at Annapolis, Md.
2-19-83	W	68-67	at Greenville
1-30-84	L	79-61	at Annapolis, Md.
2-20-84	L	66-56	at Greenville
1-26-85	L	68-67	at Greenville
2-18-85	L	76-66	at Annapolis, Md.
3-7-85	L	77-61	at Williamsburg, Va.
1-6-86	L	67-62	at Greenville
2-3-86	L	71-56	at Annapolis, Md.
1-5-87	L	91-66	at Annapolis, Md.

2-2-87	L	76-60	at Greenville
1-16-88	W	61-49	at Greenville
2-13-88	L	90-88 (ot)	at Annapolis, Md.
1-23-89	W	70-63	at Annapolis, Md.
2-20-89	W	67-58	at Greenville
1-6-90	W	75-55	at Greenville
2-3-90	W	85-69	at Annapolis, Md.
1-5-91	W	97-81	at Annapolis, Md.
2-4-91	W	75-66	at Greenville

■ NEW HAMPSHIRE

ECU leads 2-0

1-4-77	W	76-65	at Greenville
12-28-82	W	72-64	at Greenville

■ NEW MEXICO

UNM leads 1-0

12-27-89	L	88-51	at Las Cruces, N.M.
----------	---	-------	---------------------

■ NORFOLK STATE

ECU leads 2-0

12-29-12	W	74-63	at Greenville
11-18-13	W	76-74	at Durham, N.C.

■ NORTH CAROLINA

UNC leads 4-0

1-6-53	L	79-66	at Greenville
3-18-93	L	85-65	at Winston-Salem, N.C.
12-15-12	L	93-87	at Chapel Hill, N.C.
12-7-14	L	108-64	at Chapel Hill, N.C.

■ NORTH CAROLINA A&T

ECU leads 6-1

12-10-03	W	86-53	at Greenville
11-18-05	W	67-60	at Greenville
12-14-13	W	84-71	at Greenville
12-13-15	W	71-60	at Greenville
11-14-16	W	61-51	at Greenville
11-26-17	L	87-81	at Greenville
12-28-18	W	77-57	at Greenville

■ NC CENTRAL

ECU leads 6-0

11-26-06	W	68-47	at Greenville
1-5-08	W	79-62	at Greenville
1-3-10	W	68-58	at Greenville
1-3-11	W	58-50	at Durham, N.C.
12-29-11	W	84-76	at Greenville
12-3-16	W	69-56	at Greenville,

■ NC STATE

NC State leads 20-1

1-20-68	L	83-67	at Raleigh, N.C.
1-15-70	L	100-81	at Raleigh, N.C.
2-26-72	L	92-57	at Raleigh, N.C.
2-13-73	L	105-70	at Raleigh, N.C.
12-5-73	L	79-47	at Raleigh, N.C.

11-30-74	L	98-81	at Raleigh, N.C.
12-3-75	L	117-81	at Raleigh, N.C.
12-30-76	L	92-69	at Raleigh, N.C.
12-17-77	L	106-80	at Raleigh, N.C.
1-23-79	L	104-88	at Raleigh, N.C.
1-2-80	L	83-68	at Raleigh, N.C.
1-24-81	L	77-52	at Raleigh, N.C.
1-23-82	L	63-53	at Raleigh, N.C.
12-8-82	L	57-49	at Raleigh, N.C.
11-16-02	L	71-47	at Raleigh, N.C.
11-19-04	L	100-66	at Raleigh, N.C.
12-28-06	L	64-57	at Raleigh, N.C.
12-8-07	W	75-69	at Greenville
12-17-08	L	87-76	at Raleigh, N.C.
11-18-10	L	85-65	at Charleston, S.C.
12-21-13	L	90-79	at Raleigh, N.C.

NORTH TEXAS

North Texas leads 2-1

12-21-83	L	62-58	at Peoria, Ill.
12-29-84	W	70-65	at Tulsa, Okla.
2-15-14	L	53-51	at Denton, Texas

NORTHEASTERN

Series tied 1-1

1-7-84	L	69-61	at Boston, Mass.
12-8-86	W	74-70	at Greenville

NORTHERN ARIZONA

Series tied 1-1

12-21-79	L	64-60	at Reno, Nev.
12-20-94	W	78-56	at Honolulu, Hawaii

NORTHERN IOWA

UNI leads 1-0

11-21-09	L	74-68	at U.S. Virgin Islands
----------	---	-------	------------------------

NORTHWESTERN

ECU leads 1-0

11-15-01	W	71-68	at Raleigh, N.C.
----------	---	-------	------------------

NOTRE DAME

UND leads 1-0

2-26-79	L	89-72	at South Bend, Ind.
---------	---	-------	---------------------

OHIO UNIVERSITY

ECU leads 2-0

11-128-80	W	70-65	at Athens, Ohio
11-28-81	W	72-54	at Greenville

OLD DOMINION

ODU leads 38-14

1-14-67	W	90-88	at Greenville
12-5-67	L	94--90	at Greenville
12-14-68	L	75-74	at Greenville
2-9-70	W	92-67	at Greenville
12-19-70	L	71-66	at Norfolk, Va.

1-13-71	L	92-80	at Greenville
2-17-72	L	92-79	at Greenville
2-20-73	L	67-53	at Norfolk, Va.
1-30-74	L	80-78	at Greenville
1-28-75	W	71-69	at Norfolk, Va.
1-7-76	L	95-70	at Greenville
1-26-77	L	86-74	at Greenville
2-7-77	L	87-78	at Norfolk, Va.
1-31-78	L	112-81	at Greenville
2-14-78	W	78-74	at Norfolk, Va.
2-3-79	L	90-85	at Greenville
2-19-79	W	99-84	at Norfolk, Va.
12-18-79	L	70-65	at Greenville
2-20-80	L	89-75	at Norfolk, Va.
1-28-81	L	76-67	at Norfolk, Va.
2-10-82	L	80-73	at Greenville
12-29-90	L	79-78 (2 ot)	at Norfolk, Va.
1-25-92	L	80-72	at Greenville
2-22-92	L	89-83 (ot)	at Norfolk, Va.
1-25-93	L	80-60	at Norfolk, Va.
2-20-93	L	73-60	at Greenville
3-6-93	W	73-67	at Richmond, Va.
1-15-94	L	79-62	at Norfolk, Va.
2-12-94	L	75-72	at Greenville
1-31-95	L	69-66	at Norfolk, Va.
2-20-95	L	81-73	at Greenville
1-20-96	W	72-67	at Greenville
2-26-96	L	81-57	at Norfolk, Va.
1-11-97	L	79-70	at Norfolk, Va.
1-29-97	W	78-63	at Greenville
1-28-98	W	85-71	at Greenville
2-14-98	L	66-61	at Norfolk, Va.
1-13-99	L	54-51	at Greenville
2-1-99	W	67-62	at Norfolk, Va.
2-26-99	L	65-62 (2 ot)	at Richmond, Va.
12-1-99	W	59-57	at Greenville
2-16-00	W	62-60	at Norfolk, Va.
1-17-01	W	68-63 (ot)	at Greenville
1-30-01	L	65-63	at Norfolk, Va.
12-8-01	L	53-52	at Greenville
12-7-02	W	75-67	at Norfolk, Va.
12-12-04	L	51-50	at Greenville
12-3-05	L	79-53	at Norfolk, Va.
12-7-10	L	81-68	at Greenville
11-29-11	L	63-58	at Norfolk, Va.
1-11-14	L	81-70	at Greenville
3-6-14	L	68-47	at Norfolk, Va.

ORAL ROBERTS

ORU leads 1-0

1-7-80	L	83-82	at Tulsa, Okla.
--------	---	-------	-----------------

OREGON STATE

ECU leads 1-0

11-18-04	W	66-64	at Raleigh, N.C.
----------	---	-------	------------------

PENN STATE

PSU leads 3-0

12-13-80	L	71-59	at University Park, Pa.
1-20-86	L	85-57	at University Park, Pa.
12-30-86	L	69-67	at Greenville

PEPPERDINE

ECU leads 1-0

11-17-04	W	80-58	at Raleigh, N.C.
----------	---	-------	------------------

PRAIRIE VIEW A&M

ECU leads 1-0

11-21-18	W	76-64	at Greenville
----------	---	-------	---------------

PRESBYTERIAN

ECU leads 2-0

12-28-99	W	86-52	at Greenville
12-22-16	W	76-56	at Greenville

PURDUE

Purdue leads 1-0

11-30-90	L	78-49	at West Lafayette, Ind.
----------	---	-------	-------------------------

RADFORD

ECU leads 5-4

12-19-87	L	77-75	at Radford, Va.
12-10-88	L	88-75	at Greenville
12-10-89	W	64-52	at Radford, Va.
12-22-90	W	83-74	at Greenville
12-2-00	L	63-56	at Roanoke, Va.
12-22-01	W	90-86 (2 ot)	at Greenville
12-3-02	W	89-42	at Radford, Va.
12-30-03	W	87-50	at Greenville
11-15-17	L	73-66	at Greenville

RICE

ECU leads 9-5

2-15-06	L	62-54	at Houston, Texas
1-13-07	L	64-47	at Greenville
2-3-07	L	83-74	at Houston, Texas
2-6-08	W	64-45	at Greenville
3-5-08	W	75-68	at Houston, Texas
1-31-09	L	76-70	at Houston, Texas
2-14-09	W	91-88 (ot)	at Greenville
1-30-10	L	69-59	at Greenville
2-20-10	W	76-65	at Houston, Texas
2-26-11	W	71-68	at Houston, Texas
2-4-12	W	82-68	at Greenville
3-7-12	W	68-66	at Memphis, Tenn.
2-2-13	W	79-63	at Houston, Texas
2-22-14	W	67-55	at Greenville

RICHMOND

UR leads 53-30

1/2/60	L	80-66	at Richmond, Va.
12-9-61	W	81-70	at Richmond, Va.
1-19-63	W	62-50	at Richmond, Va.

12-3-63	L	71-67	at Richmond, Va.
12-19-64	W	81-79	at Greenville
2-6-65	L	66-65	at Richmond, Va.
1-10-66	W	76-72	at Greenville
2-17-66	L	100-88	at Richmond, Va.
2-24-66	L	76-74	at Charlotte, N.C. *
1-11-67	L	97-80	at Greenville
2-13-67	L	74-65	at Richmond
12-15-67	L	90-83	at Richmond, Va.
2-7-68	L	102-78	at Greenville
1-14-69	W	75-69	at Richmond, Va.
2-13-69	W	98-78	at Greenville
12-13-69	L	90-72	at Richmond, Va.
1-29-70	W	115-91	at Greenville
2-26-70	L	75-73	at Charlotte, N.C.
1-5-71	W	79-63	at Richmond, Va.
2-6-71	W	82-81	at Greenville
3-4-71	L	69-67	at Charlotte, N.C.
1-6-72	W	68-67	at Greenville
2-9-72	W	80-74	at Richmond, Va.
1-4-73	L	84-75	at Richmond, Va.
2-7-73	W	69-64	at Greenville
3-1-73	W	92-62	at Richmond, Va.
1-9-74	L	79-68	at Richmond, Va.
2-20-74	L	76-68	at Greenville
1-22-75	W	101-80	at Richmond, Va.
2-19-75	W	100-76	at Greenville
1-12-76	L	88-71	at Richmond, Va.
1-21-76	W	85-75	at Greenville
1-8-77	L	72-62	at Richmond, Va.
2-4-78	L	82-80	at Greenville
2-22-78	W	71-53	at Richmond, Va.
1-12-81	L	80-63	at Greenville
2-21-81	W	67-65	at Richmond, Va.
1-30-82	L	81-71	at Greenville
2-24-82	L	89-63	at Richmond, Va.
3-4-82	L	49-42	at Norfolk, Va..
1-15-83	L	68-56	at Richmond, Va.
2-16-83	W	79-75	at Greenville
1-21-84	L	61-55	at Greenville
2-18-84	L	60-50	at Richmond, Va.
1-19-85	L	63-50	at Richmond, Va.
2-16-85	L	63-60	at Greenville
1-11-86	L	60-52	at Richmond, Va.
2-8-86	L	71-52	at Greenville
1-10-87	W	78-70	at Greenville
2-9-87	L	62-60	at Richmond, Va.
2-23-88	L	84-79	at Richmond, Va.
2-20-88	L	68-64	at Greenville
3-5-88	L	67-41	at Hampton, Va.
1-11-89	L	83-56	at Richmond, Va.
2-4-89	L	56-54	at Greenville
1-24-90	L	71-54	at Richmond, Va.
2-21-90	W	81-78	at Greenville
1-23-91	L	71-64	at Greenville

2-20-91	L	65-50	at Richmond
3-2-91	L	86-62	at Richmond, Va.
1-11-92	L	65-62	at Greenville
2-8-92	L	89-64	at Richmond, Va.
1-11-93	L	74-65	at Richmond, Va.
2-8-93	L	72-63	at Greenville
1-22-94	L	80-72	at Richmond, Va.
1-23-94	W	81-77 (ot)	at Greenville
3-5-94	L	58-55	at Richmond, Va.
1-18-95	W	69-67	at Greenville
2-11-95	W	59-58	at Richmond, Va.
2-24-96	W	81-65	at Greenville
1-31-96	L	66-58	at Richmond, Va.
1-18-97	W	69-64	at Greenville
2-17-97	L	78-70	at Richmond, Va.
1-17-98	W	74-63	at Greenville
2-4-98	L	79-64	at Richmond, Va.
1-2-99	L	83-60	at Richmond, Va.
2-17-99	W	64-48	at Greenville
1-12-00	L	83-62	at Greenville
2-12-00	L	75-54	at Richmond, Va.
1-9-01	W	58-50	at Greenville
2-14-01	L	82-71	at Richmond, Va.
11-14-06	L	71-67 (ot)	at Richmond, Va.
11-13-07	L	67-65 (ot)	at Greenville

RIDER

ECU leads 1-0

3-23-13	W	75-54	at Greenville
---------	---	-------	---------------

ROBERT MORRIS

Series tied 1-1

12-19-99	Robert Morris	58-53.
at Moon Township, Pa.		
11-22-00	W	72-61
at Greenville		

RUTGERS

Series tied 1-1

11-14-01	W	79-74	at Raleigh, N.C.
11-24-17	L	61-47	at Piscataway, N.J.

SAINT JOSEPH'S

ECU leads 2-0

12-19-96	W	68-64	at Greenville, N.C.
11-25-97	W	81-78	at Philadelphia, Pa.

SAINT LOUIS

SLU leads 5-2

12-18-97	L	70-58	at St. Louis, Mo.
12-25-00	L	90-54	at St. Louis, Mo.
1-19-02	L	85-72	at St. Louis, Mo.
2-2-02	W	69-63	at Greenville
2-15-03	L	56-42	at St. Louis, Mo.
3-8-03	L	58-48	at Greenville
1-26-05	W	60-53	at Greenville

SAMFORD

ECU leads 2-0

2-2-81	W	75-50	at Greenville
12-4-82	W	87-81	at Birmingham, Ala.

SAN DIEGO STATE

SDSU leads 1-0

11-23-15	L	79-54	at San Diego, Calif.
----------	---	-------	----------------------

SAVANNAH STATE

ECU leads 1-0

3-19-13	W	66-65	at Greenville, N.C.
---------	---	-------	---------------------

SMU

SMU leads 15-4

12-21-85	L	71-62	at Lexington, Ky.
1-18-06	L	74-70 (ot)	at Greenville
2-17-07	L	65-42	at Dallas, Texas
2-27-08	W	82-54	at Greenville
1-24-09	W	80-74	at Dallas, Texas
2-24-10	L	59-54	at Greenville
2-2-11	L	46-41	at Dallas, Texas
2-1-12	W	62-43	at Greenville
2-23-12	W	72-69	at Dallas, Texas
1-17-15	L	77-54	at Dallas, Texas
3-13-15	L	74-68	at Hartford, Conn.
1-13-16	L	79-55	at Greenville
2-21-16	L	74-63	at Dallas, Texas
12-31-16	L	75-44	at Greenville
2-1-17	L	86-46	at Greenville
3-10-17	L	81-77	at Hartford, Conn.
1-28-18	L	86-61	at Dallas, Texas
2-22-18	L	77-58	at Greenville
1-2-19	L	82-54	at Dallas, Texas

SOUTH CAROLINA

U of SC leads 6-5

12-18-68	L	75-61	at Columbia, S.C.
12-10-69	L	68-49	at Greenville
1-4-77	L	90-72	at Columbia, S.C.
1-10-79	W	56-55	at Greenville
2-7-80	W	86-84	at Columbia, S.C.
1-19-83	W	58-48	at Greenville
12-1-86	W	67-57	at Columbia, S.C.
1-13-88	L	78-51	at Greenville
12-7-88	L	75-67	at Columbia, S.C.
12-19-98	W	56-34	at Columbia, S.C.
12-20-04	L	57-53	at Mobile, Ala.

SC STATE

ECU leads 1-0

12-22-15	W	98-71	at Greenville
----------	---	-------	---------------

SOUTH DAKOTA STATE

ECU leads 1-0

11-23-09	W	82-73	at U.S. Virgin Islands
----------	---	-------	------------------------

■ SE LOUISIANA

ECU leads 1-0

12-18-92 W 72-65 at Toledo, Ohio

■ SOUTHERN ILLINOIS

ECU leads 1-0

12-12-86 W 89-71 at Bloomington, Ind.

■ SOUTHERN MISS

USM leads 16-7

2-8-71 W 130-81 at Greenville

1-3-72 W 96-86 at Hattiesburg, Miss.

2-12-02 W 61-58 at Greenville

2-8-03 W 60-57 at Greenville

3-6-04 W 63-50 at Hattiesburg, Miss.

2-23-05 W 77-66 at Greenville

3-4-06 L 74-56 at Hattiesburg, Miss.

1-24-07 L 83-72 at Hattiesburg, Miss.

2-14-07 L 80-42 at Greenville

2-2-08 L 92-69 at Hattiesburg, Miss.

2-16-08 L 72-62 at Greenville

2-4-09 W 82-79 at Greenville

2-17-09 L 69-59 at Hattiesburg, Miss.

1-23-10 L 68-53 at Hattiesburg, Miss.

3-6-10 L 75-65 at Greenville

1-26-11 L 84-77 at Greenville

2-19-11 L 72-55 at Hattiesburg, Miss.

1-4-12 L 78-76 at Hattiesburg, Miss.

1-25-12 L 72-60 at Greenville

3-8-12 L 81-78 (ot) at Memphis, Tenn.

2-16-13 L 86-82 (ot) at Greenville

3-2-13 L 88-69 at Hattiesburg, Miss.

1-25-14 L 60-46 at Greenville

■ STETSON

Series tied 2-2

1956-57 L 76-70 Parris Island, S.C.

12-9-78 L 107-89 at DeLand, Fla.

11-27-15 W 93-73 at Las Vegas, Nev.

11-20-16 W 73-50 at Greenville

■ TCU

TCU leads 3-2

12-30-88 W 80-74 at Greenville

12-20-89 L 77-55 at Fort Worth, Texas

3-2-03 L 66-63 at Fort Worth, Texas

2-21-04 W 75-70 at Greenville

2-5-05 L 71-59 at Fort Worth, Texas

■ TEMPLE

TU leads 6-3

2-14-15 L 66-53 at Philadelphia, Pa.

3-5-15 L 70-56 at Greenville

1-9-16 L 78-60 at Philadelphia, Pa.

1-27-16 W 64-61 at Greenville

1-7-17 L 81-62 at Philadelphia, Pa.

2-15-17 W 78-64 at Greenville

3-9-17 W 80-69 at Hartford, Conn.

2-7-18 L 90-73 at Philadelphia, Pa.

1-16-19 L 85-74 at Greenville

■ TENNESSEE

UT leads 3-0

12-5-78 L 89-71 at Knoxville, Tenn.

12-18-91 L 93-58 at Knoxville, Tenn.

11-20-09 L 105-66 at U.S. Virgin Islands

■ UT-CHATTANOOGA

UTC leads 4-2

1-1-65 L 82-73 Hickory, N.C.

12-21-65 W 99-89 Hickory, N.C.

1-23-78 L 110-101 at Chattanooga, Tenn.

2-6-78 W 73-72 at Greenville

1-15-79 L 91-67 at Chattanooga, Tenn.

2-15-79 L 78-77 (ot) at Greenville

■ TENNESSEE TECH

Series tied 1-1

12-12-92 W 109-94 at Greenville

12-30-92 L 77-95 at Cookeville, Tenn.

■ THE CITADEL

ECU leads 21-12

1951-52 W 87-71 at Greenville, N.C.

12-1-60 L 99-83 at Charleston, S.C.

12-2-61 L 85-73 at Charleston, S.C.

12-8-62 W 83-66 at Charleston, S.C.

2-3-64 L 85-79 at Charleston, S.C.

1-15-65 W 75-69 at Wilmington, N.C.

2-8-65 W 81-71 at Charleston, S.C.

1-4-66 W 68-66 at Greenville

1-15-66 L 82-74 (ot) at Charleston, S.C.

1-16-67 W 80-72 at Greenville

2-8-67 L 105-91 at Charleston, S.C.

1-15-68 L 59-57 at Charleston, S.C.

2-19-68 W 81-76 (ot) at Greenville

1-4-69 W 75-64 at Greenville

2-18-69 W 97-68 at Charleston, S.C.

2-14-70 W 84-71 at Greenville

2-21-70 W 83-69 at Charleston, S.C.

2-13-71 L 81-57 at Charleston, S.C.

2-27-71 W 81-67 at Greenville

12-18-71 L 89-86 at Charleston, S.C.

2-12-72 W 91-83 at Greenville

3-2-72 W 80-71 at Greenville, S.C.

12-16-72 L 55-54 at Charleston, S.C.

2-24-73 W 80-72 at Greenville

12-15-73 L 69-63 at Charleston, S.C.

2-23-74 W 78-66 at Greenville

1-4-75 W 111-81 at Greenville

2-22-75 W 87-84 at Charleston, S.C.

3-1-75 W 78-66 at Greenville

12-20-75 W 68-67 at Charleston, S.C.

1-2-76 W 81-76 at Greenville

12-18-76 L 70-62 at Greenville

2-19-77 L 77-75 at Charleston, S.C.

■ TOLEDO

Series tied 2-2

2-17-68 L 72-55 at Toledo, Ohio

12-19-92 W 72-61 (ot) at Toledo, Ohio

12-2-04 W 73-71 at Greenville

12-21-05 L 73-62 at Toledo, Ohio

■ TULANE

Tulane leads 14-13

2-1-03 L 67-56 at New Orleans, La.

2-18-04 W 76-66 at Greenville

3-5-05 L 77-71 at New Orleans, La.

1-21-06 L 60-52 at New Orleans, La.

2-25-06 L 66-53 at Greenville

1-17-07 L 65-56 at Greenville

2-28-07 L 88-72 at New Orleans, La.

1-26-08 L 72-56 at Greenville

3-8-08 L 77-75 at New Orleans, La.

1-7-09 W 69-66 at Greenville

2-11-09 L 73-64 at New Orleans, La.

3-11-09 L 69-59 at Memphis, Tenn.

1-24-10 W 61-46 at New Orleans, La.

2-10-10 W 71-68 at Greenville

1-15-11 W 76-67 at Greenville

3-3-12 W 66-49 at New Orleans, La.

3-6-13 W 88-85 at Greenville

1-23-14 L 59-54 at Greenville

2-31-14 L 67-59 at Greenville

2-10-16 L 100-92 (3ot) at Greenville

2-24-16 W 79-73 at New Orleans, La.

2-4-17 W 74-65 at Greenville

2-21-17 W 76-73 at New Orleans, La.

1-31-18 L 71-69 (ot) at Greenville

2-14-18 W 82-80 at New Orleans, La.

1-31-19 W 66-65 at Greenville

2-23-19 W 85-81 at New Orleans, La.

■ TULSA

Tulsa leads 20-3

12-28-84 L 86-63 at Tulsa, Okla.

1-28-06 W 59-45 at Greenville

1-10-07 L 67-49 at Tulsa, Okla.

3-7-07 L 65-50 at Memphis, Tenn.

2-13-08 L 66-61 at Greenville

3-12-08 L 66-49 at Memphis, Tenn.

2-21-09 L 72-62 at Tulsa, Okla.

2-27-10 L 85-73 at Greenville

2-16-11 L 86-67 at Tulsa, Okla.

1-14-12 L 70-67 at Greenville

2-20-13 W 72-63 at Tulsa, Okla.

3-6-13 L 79-72 at Tulsa, Okla.

2-13-14 L 76-58 at Tulsa, Okla.

1-24-15 L 66-64 at Greenville

2-18-15 L 69-58 at Tulsa, Okla.

1-5-16	L	55-43	at Tulsa, Okla.
1-19-16	L	84-69	at Greenville
1-25-17	W	69-66	at Greenville
2-26-17	L	74-66	at Tulsa, Okla.
12-28-17	L	79-53	at Tulsa, Okla.
3-1-18	L	72-58	at Greenville
2-17-19	L	77-73 (ot)	at Greenville
3-3-19	L	91-78	at Tulsa, Okla.

■ UAB

UAB leads 12-6

1-9-02	L	63-53	at Birmingham, Ala.
1-7-04	L	71-68	at Greenville
2-14-04	L	72-69	at Birmingham, Ala.
1-15-05	L	76-64	at Greenville
2-16-05	W	67-64	at Birmingham, Ala.
2-11-06	L	64-72	at Birmingham, Ala.
1-27-07	L	58-42	at Greenville
1-23-08	L	77-59	at Birmingham, Ala.
2-28-09	L	82-62	at Greenville
1-6-10	L	76-68	at Birmingham, Ala.
1-17-11	L	66-59	at Greenville
3-5-11	L	66-48	at Birmingham, Ala.
3-10-11	W	75-70 (ot)	at El Paso, Texas
1-28-12	W	73-66	at Birmingham, Ala.
2-25-12	L	61-57	at Greenville
1-23-12	W	91-85	at Birmingham, Ala.
2-13-13	W	74-61	at Greenville
2-1-14	W	74-67	at Birmingham, Ala.

■ UCF

UCF leads 21-9

12-30-00	L	88-81	at Orlando, Fla.
11-24-01	L	82-72	at Greenville
1-25-06	L	64-59	at Greenville
2-22-06	L	69-49	at Orlando, Fla.
3-8-06	L	65-52	at Memphis, Tenn.
2-7-07	L	67-49	at Greenville
3-3-07	L	77-64	at Orlando, Fla.
1-19-08	L	71-68	at Greenville
2-20-08	L	110-75	at Orlando, Fla.
2-7-09	W	89-75	at Greenville
3-7-09	L	74-71	at Orlando, Fla.
2-2-10	L	67-56	at Greenville
3-2-10	W	68-66	at Orlando, Fla.
1-19-11	W	74-62	at Orlando, Fla.
2-5-11	W	68-61	at Greenville
3-9-11	W	75-60	at El Paso, Texas
1-7-12	L	81-63	Greenville
2-18-12	L	64-55	at Orlando, Fla.
1-12-13	W	88-85 (ot)	at Greenville
2-9-13	L	83-73	at Orlando, Fla.
2-7-15	W	67-49	Greenville
2-28-15	W	71-66	at Orlando, Fla.
3-12-15	W	81-80 (ot)	at Hartford, Conn.
1-2-16	L	71-68	at Greenville

1-16-16	L	89-69	at Orlando, Fla.
1-3-17	L	48-45	at Orlando, Fla.
2-18-17	L	61-58	at Greenville
12-31-17	L	59-39	at Greenville
3-8-18	L	66-52	at Orlando, Fla.
1-13-19	L	76-65	at Orlando, Fla.

■ UMBC

ECU leads 2-1

1-4-88	L	84-73	at Baltimore, Md.
12-27-88	W	97-78	at Greenville
1-29-90	W	71-49	at Greenville

■ UNC ASHEVILLE

ECU leads 5-4

11-29-76	W	68-65	at Greenville
1-21-78	L	101-92	at Greenville
11-25-78	W	89-73	at Greenville
1-5-80	W	52-51	at Greenville
1-8-81	W	70-69	at Greenville
11-22-97	L	69-61	at Asheville, N.C.
12-20-97	L	61-57	at Greenville
11-26-13	W	81-70	at Kingston, R.I.
11-16-14	L	83-79	at Greenville

■ UNC GREENSBORO

ECU leads 11-2

11-28-88	W	68-49	at Greenville
1-29-89	W	60-57	at Greensboro, N.C.
12-28-00	W	104-92	at Greenville
12-5-01	L	57-55	at Greensboro, N.C.
12-6-05	L	78-70	at Greenville
11-18-06	W	72-64	at Greensboro, N.C.
12-13-08	W	97-53	at Greenville
11-28-09	W	82-61	at Greensboro, N.C.
11-27-10	W	81-53	at Greenville
12-16-11	W	71-62	at Greensboro, N.C.
11-16-12	W	86-83	at Greenville
11-12-13	W	85-84	at Greensboro, N.C.
12-20-14	W	71-50	at Greenville

■ UNC WILMINGTON

UNCW leads 38-28

12-18-63	W	87-70	at Camp Lejeune, N.C.
11-30-73	W	69-63	at Greenville
12-14-74	W	84-81	at Greenville
12-18-75	W	64-52	at Greenville
12-11-76	W	56-54	at Greenville
12-1-77	L	92-66	at Greenville
2-9-78	W	90-85	at Wilmington, N.C.
1-25-79	W	92-79	at Greenville
2-13-79	W	78-70	at Wilmington, N.C.
1-26-80	W	66-54	at Greenville
2-16-80	L	71-62	at Wilmington, N.C.
1-6-81	W	72-64	at Wilmington, N.C.
2-16-81	L	65-57	at Greenville
1-14-82	L	58-49	at Greenville

2-13-82	W	68-66	at Wilmington, N.C.
1-24-83	W	50-47	at Wilmington, N.C.
2-26-83	W	70-60	at Greenville
1-25-84	W	44-43	at Greenville
2-25-84	L	70-47	at Wilmington, N.C.
2-7-85	L	58-56	at Wilmington, N.C.
2-23-85	W	78-61	at Greenville
1-18-86	L	68-54	at Wilmington, N.C.
2-15-86	L	75-67	at Greenville
3-1-86	L	75-54	at Wilmington, N.C.
1-17-87	L	85-70	at Greenville
2-14-87	L	61-51	at Wilmington, N.C.
2-28-87	L	59-58	at Hampton, Va.
1-30-88	L	71-69	at Wilmington, N.C.
2-27-88	L	65-50	at Greenville
1-28-89	L	81-66	at Wilmington, N.C.
2-26-89	L	60-55	at Greenville
1-27-90	W	72-56	at Greenville
2-24-90	L	68-57	at Wilmington, N.C.
1-26-91	W	67-51	at Wilmington, N.C.
2-23-91	W	63-56	at Greenville
2-1-92	W	80-65	at Greenville
2-29-92	L	81-66	at Wilmington, N.C.
1-30-93	L	77-72 (2ot)	at Wilmington, N.C.
2-27-93	L	79-66	at Greenville
3-7-93	W	55-50	at Richmond, Va.
1-29-94	W	64-61	at Greenville
2-26-94	L	85-76	at Wilmington, N.C.
1-28-95	L	65-57	at Wilmington, N.C.
2-25-95	W	62-46	at Greenville
1-27-96	W	45-44	at Greenville
2-24-96	L	67-45	at Wilmington, N.C.
1-25-97	L	57-51	at Wilmington, N.C.
2-22-97	W	57-53	at Greenville
1-24-98	L	63-52	at Greenville
2-21-98	L	84-74	at Wilmington, N.C.
1-23-99	L	70-59	at Wilmington, N.C.
1-20-99	L	59-45	at Greenville
1-22-00	W	65-57	at Greenville
2-26-00	L	70-55	at Wilmington, N.C.
1-13-01	L	73-66	at Wilmington, N.C.
2-17-01	L	78-69	at Greenville
12-31-05	W	82-69	at Greenville
12-5-06	L	59-44	at Wilmington, N.C.
12-22-07	L	71-67	at Greenville
12-3-08	W	99-85	at Wilmington, N.C.
12-1-13	L	70-68	at Greenville
12-20-14	L	66-54	at Wilmington, N.C.
12-16-15	W	78-73	at Greenville
12-20-16	L	81-71	at Wilmington, N.C.
11-30-17	W	93-88 (ot)	at Greenville
11-27-18	L	95-86	at Wilmington, N.C.

■ USC UPSTATE

ECU leads 3-0

12-15-01	W	64-52	at Greenville
----------	---	-------	---------------

11-21-10	W	75-67	at Charleston, S.C.
12-4-15	W	82-71	at Greenville

■ USF

USF leads 10-8

1-25-03	W	68-62 (2ot)	at Greenville
2-3-04	W	59-57	at Tampa, Fla.
2-28-04	W	69-60	at Greenville
1-5-05	L	72-71	at Greenville
2-19-05	L	60-50	at Tampa, Fla.
12-9-06	L	65-52	at Greenville
11-24-07	L	81-67	at Tampa, Fla.
1-3-15	L	58-50	at Tampa, Fla.
2-21-15	W	73-60	at Greenville
2-16-16	L	69-52	at Greenville
3-2-16	W	52-39	at Tampa, Fla.
3-10-16	L	71-66	at Orlando, Fla.
12-28-16	W	60-49	at Greenville
2-11-17	L	64-57	at Tampa, Fla.
1-3-18	W	67-65	at Tampa, Fla.
1-17-18	W	90-52	at Greenville
1-26-19	L	77-57	at Greenville
2-10-19	L	72-68 (ot)	at Tampa, Fla.

■ UTEP

UTEP leads 8-2

1-14-06	L	58-45	at El Paso, Texas
2-24-07	W	79-78	at Greenville
2-23-08	L	91-62	at El Paso, Texas
1-17-09	L	88-67	at Greenville
2-13-10	L	100-76	at El Paso, Texas
2-23-11	W	83-76	at Greenville
1-18-12	L	70-56	at El Paso, Texas
1-26-13	L	68-67	at Greenville
2-6-14	L	58-47	at Greenville
3-12-14	L	77-68	at El Paso, Texas

■ UTRGV

UTRGV leads 2-1

1-10-81	L	82-67	at Greenville
2-9-81	L	86-75	at Edinburg, Texas
11-19-18	W	69-64	at Greenville

■ UTSA

ECU leads 2-0

2-8-14	W	81-71	at Greenville
3-11-14	W	79-76	at El Paso, Texas

■ VANDERBILT

VU leads 1-0

12-28-87	L	99-63	at Nashville, Tenn.
----------	---	-------	---------------------

■ VILLANOVA

VU leads 1-0

3-11-72	L	85-70	at Princeton, N.J.
---------	---	-------	--------------------

■ VIRGINIA

UVA leads 2-0

12-27-68	L	88-79	at Greenville
12-6-17	L	76-53	at Charlottesville, Va.

■ VCU

VCU leads 16-7

1-13-79	L	91-67	at Greenville
2-7-79	L	86-84	at Richmond, Va.
11-30-79	L	72-71	at Richmond, Va.
12-3-83	L	75-44	at Richmond, Va.
11-29-84	L	72-61	at Greenville
1-28-87	W	57-56	at Richmond, Va.
12-12-87	L	75-70	at Greenville
1-13-96	W	73-72	at Greenville
2-10-96	L	80-71	at Richmond, Va.
3-3-96	L	75-60	at Richmond, Va.
1-15-97	W	65-61	at Richmond, Va.
2-12-97	L	73-66 (ot)	at Greenville
1-22-98	L	60-54	at Richmond, Va.
2-7-98	W	83-79	at Greenville
2-25-98	L	65-62	at Richmond, Va.
1-6-99	W	71-66	at Greenville
2-10-99	L	69-66	at Richmond, Va.
1-26-00	L	67-56	at Richmond, Va.
2-19-00	L	73-65	at Greenville
1-6-01	L	84-81 (ot)	at Richmond, Va.
1-27-01	W	87-84 (ot)	at Greenville
11-25-08	W	93-90 (ot)	at Greenville
12-29-09	L	82-74	at Richmond, Va.

■ VMI

ECU leads 20-7

12-1-62	W	76-66	at Lexington, Va.
1-28-64	L	86-78	at Lexington, Va.
1-17-66	W	87-85	at Greenville
1-29-66	W	93-80	at Lexington, Va.
1-7-67	W	79-72	at Greenville
1-28-67	L	68-67	at Lexington, Va.
2-15-68	L	69-64	at Lexington, Va.
2-24-68	W	79-68	at Greenville
1-20-69	W	83-75	at Lexington, Va.
2-22-69	W	78-62	at Greenville
1-10-70	W	108-66	at Greenville
1-31-70	W	68-49	at Lexington, Va.
1-9-71	W	71-63	at Lexington, Va.
1-30-71	W	78-67	at Greenville
1-8-72	W	62-57	at Greenville
1-29-72	W	66-56	at Lexington, Va.
1-6-73	W	81-63	at Greenville
1-27-73	W	71-45	at Lexington, Va.
1-12-74	W	59-58	at Lexington, Va.
1-26-74	W	57-55	at Greenville
12-10-74	W	73-68	at Greenville
1-25-75	W	82-80	at Lexington, Va.
12-6-75	L	73-56	at Lexington, Va.

1-24-76	L	74-60	at Greenville
12-4-77	L	78-70	at Greenville
1-22-77	L	67-58	at Lexington, Ky.
12-19-13	W	103-94	at Greenville

■ VIRGINIA TECH

VT leads 12-5

2-2-62	L	111-86	at Blacksburg, Va.
2-23-63	L	81-73	at Blacksburg, Va.
1-22-64	L	72-68	at Blacksburg, Va.
1-23-65	L	89-63	at Blacksburg, Va.
1-20-66	L	83-64	at Blacksburg, Va.
1-18-67	L	91-62	at Blacksburg, Va.
2-18-67	W	43-33	at Greenville
12-28-68	L	87-86	at Greenville
3-1-78	L	95-77	at Blacksburg, Va.
1-4-83	L	84-72	at Blacksburg, Va.
1-23-92	L	57-44	at Blacksburg, Va.
3-2-92	W	78-76 (ot)	at Greenville
1-2-93	L	76-67 (ot)	at Blacksburg, Va.
2-18-93	W	66-49	at Greenville
11-29-01	L	90-62	at Blacksburg, Va.
12-9-02	W	76-60	at Greenville
12-27-03	W	74-67	at Norfolk, Va.

■ WAKE FOREST

WFU leads 7-0

12-17-69	L	53-52	at Winston-Salem, N.C.
12-19-84	L	83-57	at Winston-Salem, N.C.
2-5-86	L	65-60	at Winston-Salem, N.C.
1-3-06	L	58-54	at Winston-Salem, N.C.
1-1-07	L	81-65	at Winston-Salem, N.C.
12-22-08	L	95-54	at Greenville
11-15-09	L	89-58	at Greensboro, N.C.

■ WEBER STATE

ECU leads 1-0

4-2-13	W	77-74	Ogden, Utah
--------	---	-------	-------------

■ WEST VIRGINIA

WVU leads 9-0

1-12-66	L	98-76	at Morgantown, W.Va.
12-1-66	L	59-55	at Morgantown, W.Va.
3-2-67	L	82-53	at Charlotte, N.C.
1-27-68	L	77-60	at Greenville
2-29-68	L	76-71	at Charlotte, N.C.
11-30-68	L	82-75	at Morgantown, W.Va.
12-1-71	L	103-86	at Morgantown, W.Va.
11-15-97	L	87-66	at Morgantown, W.Va.
12-20-99	L	87-76	at Greenville

■ WESTERN CAROLINA

ECU leads 26-17

1937-38	W	41-31	
1937-38	L	33-28	
1938-39	W	38-30	
1938-39	L	36-43	

1940-41	W	44-37	
1940-41	L	43-40	
1947-48	L	57-43	at Cullowhee, N.C.
1947-48	W	43-40	at Cullowhee, N.C.
2-7-49	L	52-50	at Greenville
2-8-49	W	61-31	at Greenville
2-24-49	L	49-43	at NS Tourney
2-6-50	W	59-52	at Cullowhee, N.C.
2-7-50	W	53-45	at Cullowhee, N.C.
2-5-51	W	98-69	at Greenville
2-6-51	W	98-68	at Greenville
2-4-52	W	87-76	at Cullowhee, N.C.
2-5-52	W	78-53	at Cullowhee, N.C.
1-19-53	L	102-97	at Cullowhee, N.C.
1-29-53	W	86-67	at Greenville
1-18-54	L	68-65	at Cullowhee, N.C.
1-29-54	W	81-67	at Greenville
1-17-55	W	80-67	at Cullowhee, N.C.
1-16-56	L	73-68	at Cullowhee, N.C.
1-27-56	W	79-48	at Greenville
1-21-57	L	66-64	at Cullowhee, N.C.
2-1-57	L	74-68	at Greenville
1956-57	L	83-69	at NS Tourney
1958-59	L	64-58	at Camp Lejeune, N.C.
1-18-60	L	74-73	at Cullowhee, N.C.
1-29-60	W	80-52	at Greenville
1-16-61	W	83-72	at Cullowhee, N.C.
1-27-61	W	97-82	at Greenville
1-15-62	W	62-60	at Cullowhee, N.C.
1-26-62	W	95-71	at Greenville
12-1-69	W	102-57	at Greenville
2-24-75	W	81-76	at Greenville
2-23-76	W	75-62	at Greenville
12-1-76	W	70-62	at Greenville
2-5-77	L	66-53	at Cullowhee, N.C.
1-3-94	W	82-67	at Greenville
12-10-94	W	78-69	at Cullowhee, N.C.
12-7-04	L	77-72 (ot)	at Cullowhee, N.C.
12-10-05	L	56-48	at Greenville

■ WESTERN ILLINOIS

Series tied 1-1

1-11-82	W	85-69	at Greenville
2-8-84	L	65-62	at Macomb, Ill.

■ WICHITA STATE

WSU leads 4-0

1-11-18	L	95-60	at Greenville
2-6-19	L	65-49	at Greenville
3-5-19	L	72-55	at Wichita, Kan.
3-14-19	L	73-57	at Memphis, Tenn.

■ WILLIAM & MARY

W&M leads 42-37

12-15-61	L	81-60	at Williamsburg, Va.
2-11-63	L	81-66	at Williamsburg, Va.
1-13-64	L	64-47	at Williamsburg, Va.
12-5-64	L	86-62	at Williamsburg, Va.
1-30-65	L	61-58	at Williamsburg, Va.
2-5-66	L	57-51	at Williamsburg, Va.
12-13-66	L	82-63	at Williamsburg, Va.
1-30-67	L	84-72	at Greenville
1-10-68	W	71-70	at Williamsburg, Va.
2-10-68	W	99-75	at Greenville
12-11-68	W	77-66	at Williamsburg, Va.
1-11-69	W	87-61	at Greenville
2-27-69	W	48-35	at Charlotte, N.C.
2-7-70	W	98-88	at Williamsburg, Va.
2-18-70	W	96-83	at Greenville
1-23-71	L	74-65	at Williamsburg, Va.
2-20-71	W	67-56	at Greenville
1-22-72	W	79-71	at Greenville
2-19-72	L	67-64	at Williamsburg
1-20-73	W	73-68	at Greenville
2-17-73	L	80-69	at Williamsburg
1-19-74	W	70-67	at Williamsburg
2-9-74	W	93-63	at Greenville
2-27-74	L	75-67	at Richmond
1-18-75	W	66-62	at Greenville
2-15-75	W	68-66	at Williamsburg
3-5-75	L	69-66	at Greenville, S.C.
1-17-76	L	65-58	at Williamsburg, Va.
2-3-76	L	56-54	at Greenville
1-18-77	L	77-54	at Williamsburg, Va.
2-10-77	L	70-66	at Greenville
2-26-77	W	79-76	at Williamsburg, Va.
1-7-78	W	58-56	at Williamsburg, Va.
1-17-78	L	77-76	at Greenville
12-2-78	L	60-54	at Williamsburg, Va.
1-30-79	W	61-59	at Greenville
1-6-82	W	61-58	at Greenville
2-27-83	L	80-61	at Williamsburg, Va.
1-12-83	L	72-51	at Greenville
2-9-83	L	70-54	at Williamsburg, Va.
3-11-83	L	48-45	at Richmond, Va.
1-14-84	L	64-48	at Williamsburg, Va.
2-11-84	L	67-52	at Greenville
3-8-84	L	47-32	at Harrisonburg, Va.
1-12-85	L	67-53	at Greenville
2-9-85	L	80-71	at Williamsburg, Va.
1-13-86	W	54-52	at Williamsburg, Va.
2-10-86	W	52-47	at Greenville
1-12-87	W	56-52	at Greenville
2-7-87	L	69-65	at Williamsburg, Va.

1-27-88	L	70-63	at Greenville
2-24-88	L	88-62	at Williamsburg, Va.
1-7-89	W	75-59	at Williamsburg, Va.
2-1-89	W	73-68	at Greenville
1-20-90	W	72-64	at Greenville
2-17-90	L	74-71	at Williamsburg, Va.
1-19-91	L	74-62	at Williamsburg, Va.
2-16-91	L	64-56	at Greenville
1-29-92	W	66-59	at Williamsburg
2-26-92	W	79-75	at Greenville
1-27-93	L	81-65	at Greenville
2-24-93	W	74-53	at Williamsburg, Va.
1-19-94	L	86-82	at Williamsburg, Va.
2-14-94	W	80-63	at Greenville
1-9-95	L	80-73	at Williamsburg, Va.
2-18-95	W	85-53	at Greenville
1-29-96	W	71-65	at Williamsburg, Va.
2-14-96	W	88-78	at Greenville
1-2-97	W	77-58	at Greenville
2-24-97	W	59-58	at Williamsburg
1-10-98	L	72-63	at Greenville
2-18-98	L	74-69	at Williamsburg, Va.
1-16-99	L	69-66	at Williamsburg, Va.
1-30-99	W	61-56	at Greenville
1-8-00	W	83-62	at Greenville
2-9-00	L	65-55	at Williamsburg, Va.
1-3-01	W	82-64	at Greenville
2-24-01	L	63-60	at Williamsburg, Va.
11-30-02	W	66-51	at Greenville

■ WINTHROP

Series tied 5-5

2-13-85	W	74-66	at Greenville
12-14-85	W	77-69	at Greenville
2-16-87	L	66-52	at Rock Hill, S.C.
1-2-88	W	52-45	at Greenville
12-15-88	W	75-67	at Rock Hill, S.C.
12-17-04	L	70-55	at Greenville
12-18-05	L	70-48	at Rock Hill, S.C.
12-21-06	L	69-50	at Greenville
11-28-07	L	72-57	at Greenville
11-29-08	W	63-60	at Rock Hill, S.C.

■ WOFFORD

ECU leads 4-0

12-4-95	W	68-58	at Spartanburg, S.C.
2-19-96	W	79-60	at Greenville
11-26-06	W	70-68 (ot)	at Greenville
11-30-06	W	66-62	at Spartanburg, S.C.

■ WRIGHT STATE

Wright State leads 1-0

3-18-14	L	73-59	at Greenville, N.C.
---------	---	-------	---------------------

THE AMERICAN

ECU



The American Athletic Conference

The American Athletic Conference consists of 13 prestigious institutions: the University of Central Florida, the University of Cincinnati, East Carolina University, the University of Connecticut, the University of Houston, the University of Memphis, the U.S. Naval Academy (in football only), the University of South Florida Southern Methodist University, Temple University, Tulane University, the University of Tulsa, and Wichita State University (in basketball and Olympic sports).

Under the leadership of commissioner Mike Aresco, the American Athletic Conference has fashioned an impressive list of accomplishments in the competitive arena, in the classroom and in support of student-athlete welfare. The American is firmly established as a Power 6 conference thanks to its collection of national team and individual championships, football and men's and women's basketball postseason victories, expansive media rights contracts with the leading national outlets, and its commitment to providing the highest levels of support for student-athletes.

The league has produced four NCAA championship teams – UConn men's basketball in 2014 and UConn women's basketball in 2014, 2015 and 2016 – in addition to three New Year's Six bowl champions (UCF in 2013 and 2017; Houston in 2015), 12 NCAA individual championships, and a Rhodes Scholar. Additionally, American Athletic Conference teams have advanced to the College World Series, reached the semifinal and final rounds of the NIT, qualified for the match play round of the NCAA Men's Golf Championship and registered top-10 finishes at the NCAA Cross Country and Outdoor Track and Field championships.

In 2018, The American once again saw a member school claim a spot in a New Year's Six bowl as UCF capped a 12-win season in the PlayStation Fiesta Bowl. It was the fourth time in six seasons that The American placed its champion in a New Year's bowl. Cincinnati enjoyed an 11-win season that included a victory against Virginia Tech in the Military Bowl as seven teams from the conference played in bowl games. UCF was ranked No. 11 in the final Associated Press poll, while Cincinnati was No. 23 in the final coaches' poll.

In addition to the success in football, The American saw UConn reach the NCAA Women's Final Four for the 12th consecutive year, while Houston reached the round of 16 in men's basketball. Houston finished third at the NCAA Men's Outdoor Track and Field Championship, while SMU registered a top-eight finish at the NCAA Men's Golf Championship.

Since the conference's reconstitution in 2013-14, teams from The American have registered top-10 national rankings in football, men's basketball, women's basketball, baseball, men's soccer, men's golf, and men's track and field. Houston's Kahmari Montgomery capped the 2018-19 season with an NCAA individual title in the outdoor 400-meter dash, giving The American at least

one national individual champion in five of the league's first six seasons.

Under The American's banner, the UConn women's basketball team won its NCAA-record ninth, 10th and 11th national championships and broke its own NCAA record with a 111-game winning streak that spanned three seasons. Houston's men's track and field team took third place at the 2018 and 2019 NCAA Outdoor Championships. Tulsa placed sixth at the 2016 NCAA Men's Cross Country Championship.

American Athletic Conference student-athletes have distinguished themselves in all facets of intercollegiate athletics. Temple linebacker Tyler Matakevich won the Bednarik Award and the Nagurski Trophy as the nation's top defensive player in 2015, while Navy quarterback Keenan Reynolds finished fifth in the Heisman Trophy voting. More recently, Houston's Ed Oliver won the 2017 Outland Trophy as the nation's best interior lineman, while UCF quarterback McKenzie Milton was the only player in the nation to finish in the top 10 of the Heisman Trophy balloting in both 2017 and 2018. UConn basketball standout Breanna Stewart finished her career in 2016 as the most decorated player in college basketball history as she was chosen as the consensus national player of the year for the third time and became the first player to be named four times as the Most Outstanding Player at the Final Four. Reynolds and Stewart were selected as the winners of the 2016 AAU James E. Sullivan Award as the nation's top amateur athletes, marking only the second time in the 86-year history of the award that multiple winners were chosen.

The American announced a lucrative and comprehensive media rights extension with ESPN in May of 2019, providing the conference with a stronger and more extensive presence on ESPN's primary television networks (ABC, ESPN, ESPN2, ESPNU). When the extension takes effect in the 2020-21 academic year, a minimum of 40 regular-season football telecasts per season will appear on those primary networks and nearly every conference-controlled game will appear on an ESPN network or on ESPN+.

Away from the competitive arena, The American has established itself as a leader in the area of student-athlete wellness, both through the adoption of NCAA autonomous legislation on matters including full cost of attendance and nutrition. The conference, in conjunction with its Student-Athlete Advisory Committee has also launched the Pow6rful Minds campaign to improve awareness and education on mental issues and recognize the scholarly achievements of the conference's student-athletes.

The American Athletic Conference serves its membership from a state-of-the-art office located in Providence, Rhode Island. The conference headquarters also serves as the home of the American Digital Network, which provides live coverage of all 22 conference championships.

2018-19 Final Standings

	American Games				All Games					
	W-L	PCT.	H	A	W-L	PCT.	H	A	N	Streak
#Houston	16-2	.889	8-1	8-1	33-4	.892	20-1	10-1	3-2	L1
\$Cincinnati	14-4	.778	8-1	6-3	28-7	.800	16-2	7-4	5-1	L1
Temple	13-5	.722	8-1	5-4	23-10	.697	13-2	8-5	2-3	L2
UCF	13-5	.722	8-1	5-4	24-9	.727	15-3	5-5	4-1	L1
Memphis	11-7	.611	8-1	3-6	22-14	.611	18-3	4-9	0-2	L1
Wichita State	10-8	.556	6-3	4-5	22-15	.595	11-4	7-7	4-4	L1
Tulsa	8-10	.444	6-3	2-7	18-14	.563	14-3	3-8	1-3	L2
USF	8-10	.444	5-4	3-6	23-13	.639	18-5	4-6	1-2	W4
UConn	6-12	.333	5-4	1-8	16-17	.485	13-5	1-8	2-4	L1
SMU	6-12	.333	4-5	2-7	15-17	.469	10-8	3-7	2-2	L1
ECU	3-15	.167	2-7	1-8	10-21	.323	1-11	0-1	1-9	L5
Tulane	0-18	.000	0-9	0-9	4-27	.129	3-12	0-10	1-5	L21

- Regular Season Champion, \$ - Tournament Champion

2018-19 Postseason Awards

All-Conference First Team

Shizz Alston, Jr., Temple
Jarron Cumberland, Cincinnati*
Corey Davis, Jr., Houston*
Jeremiah Martin, Memphis*
B.J. Taylor, UCF

All-Conference Second Team

Armoni Brooks, Houston
Aubrey Dawkins, UCF
Markis McDuffie, Wichita State
Jahmal McMurray, SMU
Quinton Rose, Temple

All-Conference Third Team

Jalen Adams, UConn
David Collins, USF
Tacko Fall, UCF
DaQuan Jeffries, Tulsa
Laquincy Rideau, USF

All-Rookie Team

Dennis Dexter, Wichita State
Jayden Gardner, ECU*
Tyler Harris, Memphis
Nate Hinton, Houston*
Alexis Yetna, USF*

Player of the Year

Jarron Cumberland, Cincinnati

Defensive Player of the Year

Laquincy Rideau, Houston

Coach of the Year

Kelvin Sampson, Houston

Rookie of the Year

Alexis Yetna, USF

Sixth Man of the Year

DeJon Jarreau, Houston

Most Improved Player

Josh Carlton, UConn
Nate Pierre-Louis, Temple

Sportsmanship Award

Galen Robinson, Houston

* - unanimous selection



Final Team Statistics

ALL GAMES

■ SCORING OFFENSE

Team	G	Pts	Avg
Memphis	36	2882	80.1
Houston	37	2787	75.3
Temple	33	2465	74.7
UConn	33	2436	73.8
USF	38	2752	72.4
UCF	33	2385	72.3
SMU	32	2303	72.0
Tulsa	32	2296	71.8
Cincinnati	35	2510	71.7
Wichita State	37	2609	70.5
ECU	31	2088	67.4
Tulane	31	2082	67.2

■ SCORING DEFENSE

Team	G	Pts	Avg
Houston	37	2258	61.0
Cincinnati	35	2194	62.7
UCF	33	2128	64.5
USF	38	2553	67.2
Wichita State	37	2542	68.7
SMU	32	2249	70.3
Tulsa	32	2271	71.0
UConn	33	2354	71.3
Temple	33	2358	71.5
ECU	31	2299	74.2
Memphis	36	2680	74.4
Tulane	31	2403	77.5

■ SCORING MARGIN

Team	Off	Def	Mar
Houston	75.3	61.0	+14.3
Cincinnati	71.7	62.7	+9.0
UCF	72.3	64.5	+7.8
Memphis	80.1	74.4	+5.6
USF	72.4	67.2	+5.2
Temple	74.7	71.5	+3.2
UConn	73.8	71.3	+2.5
Wichita State	70.5	68.7	+1.8
SMU	72.0	70.3	+1.7
Tulsa	71.8	71.0	+0.8
ECU	67.4	74.2	-6.8
Tulane	67.2	77.5	-10.4

■ FREE THROW PERCENTAGE

Team	FT	FTA	Pct
Temple	472	649	.727
Wichita State	475	655	.725
SMU	374	523	.715
Memphis	596	835	.714
Cincinnati	534	758	.704
Houston	490	697	.703
Tulsa	522	751	.695
Tulane	403	585	.689
ECU	435	638	.682
UConn	436	641	.680
UCF	518	798	.649
USF	658	1018	.646

■ FIELD GOAL PERCENTAGE

Team	FG	FGA	Pct
UCF	819	1763	.465
Memphis	1013	2238	.453
Tulsa	776	1732	.448
UConn	874	1959	.446
Houston	982	2203	.446
SMU	833	1884	.442
Temple	873	1998	.437
Cincinnati	872	2018	.432
USF	911	2120	.430
ECU	749	1791	.418
Tulane	733	1784	.411
Wichita State	929	2277	.408

■ FG PERCENTAGE DEFENSE

Team	FG	FGA	Pct
Houston	749	2035	.368
UCF	764	1938	.394
Cincinnati	766	1869	.410
Tulsa	793	1934	.410
Wichita State	863	2082	.415
USF	857	2034	.421
Memphis	917	2169	.423
SMU	793	1853	.428
UConn	809	1841	.439
Tulane	863	1959	.441
Temple	841	1897	.443
ECU	787	1753	.449

■ 3-FG PERCENTAGE

Team	FG	FGA	Pct
UCF	229	628	.365
Houston	333	939	.355
Cincinnati	232	673	.345
UConn	252	732	.344
SMU	263	772	.341
Tulsa	222	652	.340
USF	272	819	.332
Temple	247	748	.330
Memphis	260	807	.322
Tulane	213	670	.318
Wichita State	276	890	.310
ECU	155	545	.284

■ 3-FG PERCENT DEFENSE

Team	FG	FGA	Pct
Houston	233	836	.279
UCF	233	744	.313
USF	243	760	.320
Memphis	275	855	.322
Tulsa	279	851	.328
ECU	214	651	.329
Temple	239	727	.329
Wichita State	256	776	.330
UConn	208	620	.335
Tulane	255	759	.336
SMU	267	761	.351
Cincinnati	284	800	.355

■ REBOUNDING OFFENSE

Team	G	Reb	Avg
Houston	37	1502	40.6
USF	38	1483	39.0
Wichita State	37	1416	38.3
Memphis	36	1358	37.7
UCF	33	1215	36.8
Tulane	31	1128	36.4
Cincinnati	35	1264	36.1
SMU	32	1141	35.7
UConn	33	1171	35.5
Tulsa	32	1118	34.9
Temple	33	1136	34.4
ECU	31	1061	34.2

■ REBOUNDING DEFENSE

Team	G	Reb	Avg
Cincinnati	35	1088	31.1
USF	38	1229	32.3
Houston	37	1236	33.4
SMU	32	1101	34.4
UCF	33	1142	34.6
UConn	33	1142	34.6
Wichita State	37	1299	35.1
Memphis	36	1293	35.9
Tulsa	32	1182	36.9
Temple	33	122	37.0
ECU	31	1152	37.2
Tulane	31	1195	38.5

■ REBOUNDING MARGIN

Team	Avg	Opp	Mar
Houston	40.6	33.4	+7.2
USF	39.0	32.3	+6.7
Cincinnati	36.1	31.1	+5.0
Wichita State	38.3	35.1	+3.2
UCF	36.8	34.6	+2.2
Memphis	37.7	35.9	+1.8
SMU	35.7	34.4	+1.2
UConn	35.5	34.6	+0.9
Tulsa	34.9	36.9	-2.0
Tulane	36.4	38.5	-2.2
Temple	34.4	37.0	-2.6
ECU	34.2	37.2	-2.9

■ BLOCKED SHOTS

Team	G	BS	Avg
UCF	33	150	4.5
Cincinnati	35	155	4.4
UConn	33	145	4.4
Houston	37	161	4.4
Memphis	36	144	4.0
SMU	32	123	3.8
Wichita State	37	135	3.6
ECU	31	110	3.5
Tulane	31	109	3.5
USF	38	124	3.3
Tulsa	32	76	2.4
Temple	33	73	2.2

■ ASSISTS

Team	G	Ast	Avg
Memphis	36	553	15.4
Houston	37	548	14.8
Temple	33	476	14.4
Tulane	31	444	14.3
SMU	32	441	13.8
USF	38	521	13.7
Wichita State	37	499	13.5
Tulsa	32	430	13.4
Cincinnati	35	466	13.3
UCF	33	439	13.3
UConn	33	422	12.8
ECU	31	382	12.3

■ STEALS

Team	G	Stl	Avg
Temple	33	284	8.6
USF	38	306	8.1
Memphis	36	288	8.0
ECU	31	224	7.2
Houston	37	240	6.5
Cincinnati	35	214	6.1
UConn	33	200	6.1
SMU	32	189	5.9
UCF	33	189	5.7
Tulsa	32	176	5.5
Tulane	31	147	4.7
Wichita State	37	174	4.7

■ TURNOVER MARGIN

Team	Avg	Opp	Mar
Temple	11.1	14.7	+3.58
Cincinnati	10.4	13.6	+3.17
Memphis	15.0	16.2	+1.17
Houston	11.1	12.2	+1.14
UConn	12.9	14.0	+1.03
SMU	11.0	11.6	+0.59
ECU	13.4	13.7	+0.39
UCF	11.9	12.1	+0.24
Wichita State	12.1	12.2	+0.08
Tulsa	12.6	12.3	-0.28
USF	15.9	15.3	-0.58
Tulane	15.1	10.8	-4.26

■ ASSIST/TO RATIO

Team	Ast	TO	Ratio
Houston	14.8	11.1	1.3
Temple	14.4	11.1	1.3
Cincinnati	13.3	10.4	1.3
SMU	13.8	11.0	1.3
UCF	13.3	11.9	1.1
Wichita State	13.5	12.1	1.1
Tulsa	13.4	12.6	1.1
Memphis	15.4	15.0	1.0
UConn	12.8	12.9	1.0
Tulane	14.3	15.1	1.0
ECU	12.3	13.4	0.9
USF	13.7	15.9	0.9

■ OFFENSIVE REBOUNDS

Team	G	3FG	Avg
USF	38	519	13.7
Cincinnati	35	448	12.8
Wichita State	37	456	12.3
Houston	37	455	12.3
Memphis	36	439	12.2
SMU	32	375	11.7
UConn	33	381	11.5
ECU	31	321	10.4
Temple	33	326	9.9
Tulane	31	306	9.9
UCF	33	321	9.7
Tulsa	32	248	7.8

■ DEFENSIVE REBOUNDS

Team	G	3FG	Avg
Houston	37	1047	28.3
Tulsa	32	870	27.2
UCF	33	894	27.1
Tulane	31	822	26.5
Wichita State	37	960	25.9
Memphis	36	919	25.5
USF	38	964	25.4
Temple	33	810	24.5
UConn	33	790	23.9
SMU	32	766	23.9
ECU	31	740	23.9
Cincinnati	35	816	23.3

■ 3-POINT FG MADE

Team	G	3FG	Avg
Houston	37	333	9.0
SMU	32	263	8.2
UConn	33	252	7.6
Temple	33	247	7.5
Wichita State	37	276	7.5
Memphis	36	260	7.2
USF	38	272	7.2
UCF	33	229	6.9
Tulsa	32	222	6.9
Tulane	31	213	6.9
Cincinnati	35	232	6.6
ECU	31	155	5.0

CONFERENCE GAMES ONLY

■ SCORING OFFENSE

Team	G	Pts	Avg
Memphis	18	1415	78.6
Houston	18	1401	77.8
Temple	18	1365	75.8
Tulsa	18	1291	71.7
Wichita State	18	1276	70.9
UCF	18	1265	70.3
Cincinnati	18	1259	69.9
UConn	18	1254	69.7
USF	18	1245	69.2
SMU	18	1242	69.0
Tulane	18	1189	66.1
ECU	18	1178	65.4

■ SCORING DEFENSE

Team	G	Pts	Avg
Houston	18	1155	64.2
UCF	18	1158	64.3
Cincinnati	18	1167	64.8
USF	18	1238	68.8
Wichita State	18	1250	69.4
UConn	18	1269	70.5
SMU	18	1291	71.7
Temple	18	1308	72.7
Tulsa	18	1327	73.7
Memphis	18	1353	75.2
ECU	18	1422	79.0
Tulane	18	1442	80.1

■ SCORING MARGIN

Team	Off	Def	Mar
Houston	77.8	64.2	+13.7
UCF	70.3	64.3	+5.9
Cincinnati	69.9	64.8	+5.1
Memphis	78.6	75.2	+3.4
Temple	75.8	72.7	+3.2
Wichita State	70.9	69.4	+1.4
USF	69.2	68.8	+0.4
UConn	69.7	70.5	-0.8
Tulsa	71.7	73.7	-2.0
SMU	69.0	71.7	-2.7
ECU	65.4	79.0	-13.6
Tulane	66.1	80.1	-14.1

■ FREE THROW PERCENTAGE

Team	FT	FTA	Pct
Wichita State	224	297	.754
Tulane	231	314	.736
Temple	294	400	.735
SMU	211	289	.730
Memphis	282	395	.714
Houston	252	355	.710
Cincinnati	290	409	.709
Tulsa	298	428	.696
UConn	231	334	.692
ECU	230	338	.680
UCF	286	435	.657
USF	316	488	.648

■ FIELD GOAL PERCENTAGE

Team	FG	FGA	Pct
UCF	431	940	.459
Houston	486	1062	.458
Memphis	501	1102	.455
Tulsa	431	974	.443
Temple	461	1049	.439
UConn	444	1038	.428
SMU	445	1055	.422
USF	401	972	.413
Wichita State	457	1110	.412
Cincinnati	421	1037	.406
ECU	427	1054	.405
Tulane	417	1058	.394

■ FG PERCENTAGE DEFENSE

Team	FG	FGA	Pct
Houston	372	964	.386
UCF	409	1016	.403
Tulsa	470	1140	.412
Memphis	462	1116	.414
Wichita State	419	998	.420
SMU	459	1091	.421
Cincinnati	414	983	.421
Temple	471	1076	.438
USF	408	932	.438
UConn	433	978	.443
Tulane	516	1148	.449
ECU	489	1009	.485

■ 3-FG PERCENTAGE

Team	FG	FGA	Pct
Houston	177	453	.391
Tulsa	131	364	.360
Temple	149	422	.353
UCF	117	339	.345
Cincinnati	127	374	.340
UConn	135	398	.339
USF	127	395	.322
SMU	141	441	.320
Memphis	131	412	.318
Wichita State	138	439	.314
Tulane	124	402	.308
ECU	94	324	.290

■ 3-FG PERCENT DEFENSE

Team	FG	FGA	Pct
Temple	119	402	.296
Memphis	135	447	.302
Houston	116	380	.305
UCF	123	391	.315
Tulsa	162	503	.322
USF	105	317	.331
Tulane	149	435	.343
Wichita State	127	363	.350
SMU	149	425	.351
UConn	107	305	.351
Cincinnati	155	415	.373
ECU	144	380	.379

■ REBOUNDING OFFENSE

Team	G	Reb	Avg
Houston	18	712	39.6
Wichita State	18	671	37.3
Memphis	18	671	37.3
Tulane	18	669	37.2
USF	18	667	37.1
Cincinnati	18	649	36.1
SMU	18	648	36.0
UCF	18	623	34.6
Tulsa	18	623	34.6
UConn	18	620	34.4
Temple	18	599	33.3
ECU	18	556	30.9

■ REBOUNDING DEFENSE

Team	G	Reb	Avg
Houston	18	576	32.0
USF	18	589	32.7
Cincinnati	18	589	32.7
UCF	18	605	33.6
UConn	18	616	34.2
Wichita State	18	628	34.9
SMU	18	663	36.8
Memphis	18	664	36.9
Tulane	18	684	38.0
Tulsa	18	687	38.2
Temple	18	702	39.0
ECU	18	705	39.2

■ REBOUNDING MARGIN

Team	Avg	Opp	Mar
Houston	39.6	32.0	+7.6
USF	37.1	32.7	+4.3
Cincinnati	36.1	32.7	+3.3
Wichita State	37.3	34.9	+2.4
UCF	34.6	33.6	+1.0
Memphis	37.3	36.9	+0.4
UConn	34.4	34.2	+0.2
Tulane	37.2	38.0	-0.8
SMU	36.0	36.8	-0.8
Tulsa	34.6	38.2	-3.6
Temple	33.3	39.0	-5.7
ECU	30.9	39.2	-8.3

■ BLOCKED SHOTS

Team	G	BS	Avg
Cincinnati	18	79	4.4
SMU	18	77	4.3
Houston	18	72	4.0
Memphis	18	72	4.0
UConn	18	70	3.9
Wichita State	18	66	3.7
UCF	18	66	3.7
Tulane	18	66	3.7
ECU	18	56	3.1
USF	18	53	2.9
Temple	18	45	2.5
Tulsa	18	41	2.3

■ ASSISTS

Team	G	Asst	Avg
Houston	18	276	15.3
Memphis	18	267	14.8
Tulane	18	265	14.7
Temple	18	264	14.7
Wichita State	18	256	14.2
Tulsa	18	251	13.9
SMU	18	241	13.4
UCF	18	234	13.0
USF	18	228	12.7
Cincinnati	18	226	12.6
UConn	18	216	12.0
ECU	18	209	11.6

■ STEALS

Team	G	Stl	Avg
Temple	18	155	8.6
Memphis	18	130	7.2
USF	18	129	7.2
ECU	18	125	6.9
Houston	18	114	6.3
UCF	18	109	6.1
Cincinnati	18	107	5.9
Tulsa	18	96	5.3
UConn	18	93	5.2
SMU	18	86	4.8
Tulane	18	77	4.3
Wichita State	18	76	4.2

■ TURNOVER MARGIN

Team	Avg	Opp	Mar
Temple	11.3	14.4	+3.17
Cincinnati	10.6	13.5	+2.89
ECU	11.6	13.3	+1.72
Houston	11.4	12.1	+0.61
Wichita State	11.2	11.7	+0.44
UCF	12.2	12.4	+0.28
UConn	12.2	12.3	+0.11
Memphis	14.6	14.6	-0.06
SMU	10.8	10.2	-0.61
Tulsa	13.3	11.9	-1.44
USF	16.1	14.5	-1.61
Tulane	15.4	9.9	-5.50

■ ASSIST/TO RATIO

Team	Asst	TO	Ratio
Houston	15.3	11.4	1.3
Temple	14.7	11.3	1.3
Wichita State	14.2	11.2	1.3
SMU	13.4	10.8	1.2
Cincinnati	12.6	10.6	1.2
UCF	13.0	12.2	1.1
Tulsa	13.9	13.3	1.0
Memphis	14.8	14.6	1.0
ECU	11.6	11.6	1.0
UConn	12.0	12.2	1.0
Tulane	14.7	15.4	1.0
USF	12.7	16.1	0.8

■ OFFENSIVE REBOUNDS

Team	G	OR	Avg
USF	18	240	13.3
Cincinnati	18	233	12.9
Houston	18	218	12.1
Wichita State	18	209	11.6
Memphis	18	205	11.4
SMU	18	204	11.3
UConn	18	201	11.2
Tulane	18	189	10.5
ECU	18	173	9.6
UCF	18	169	9.4
Temple	18	157	8.7
Tulsa	18	133	7.4

■ DEFENSIVE REBOUNDS

Team	G	DR	Avg
Houston	18	494	27.4
Tulsa	18	490	27.2
Tulane	18	480	26.7
Memphis	18	466	25.9
Wichita State	18	462	25.7
UCF	18	454	25.2
SMU	18	444	24.7
Temple	18	442	24.6
USF	18	427	23.7
UConn	18	419	23.3
Cincinnati	18	416	23.1
ECU	18	383	21.3

■ 3-POINT FG MADE

Team	G	3FG	Avg
Houston	18	177	9.8
Temple	18	149	8.3
SMU	18	141	7.8
Wichita State	18	138	7.7
UConn	18	135	7.5
Memphis	18	131	7.3
Tulsa	18	131	7.3
USF	18	127	7.1
Cincinnati	18	127	7.1
Tulane	18	124	6.9
UCF	18	117	6.5
ECU	18	94	5.2

Final Individual Statistics

ALL GAMES

■ SCORING

	G	Pts	PPG
Shizz Alston, Jr., Temple	33	651	19.7
Jeremiah Martin, Memphis	36	708	19.7
Jarron Cumberland, Cincinnati	35	657	18.8
Markis McDuffie, Wichita State	37	672	18.2
Jahmal McMurray, SMU	32	580	18.1
Corey Davis Jr., Houston	37	628	17.0
Caleb Daniels, Tulane	30	507	16.9
Jalen Adams, UConn	26	439	16.9
Quinton Rose-Temple	33	538	16.3
Jayden Gardner, ECU	31	505	16.3

■ REBOUNDING

	G	Rebs	RPG
Alexis Yetna, USF	36	346	9.6
Jayden Gardner, ECU	31	262	8.5
Samir Sehic, Tulane	31	238	7.7
Tacko Fall, UCF	33	251	7.6
Ernest Aflakpui, Temple	30	212	7.1
Kyvon Davenport, Memphis	36	248	6.9
Tre Scott, Cincinnati	35	240	6.9
Jimmy Whitt Jr., SMU	30	193	6.4
Feron Hunt, SMU	32	205	6.4
Armoni Brooks, Houston	37	234	6.3

■ FIELD GOAL PERCENTAGE

	FG	FGA	Pct
Tacko Fall, UCF	154	206	.748
Martins Igbanu, Tulsa	143	232	.616
Josh Carlton, UConn	111	183	.607
Feron Hunt, SMU	98	177	.554
Jaime Echenique, Wichita State	133	245	.543
Alexis Yetna, USF	165	306	.539
Seth LeDay, ECU	120	227	.529
DaQuan Jeffries, Tulsa	138	275	.502
Kyvon Davenport, Memphis	171	341	.501
Jayden Gardner, ECU	166	337	.493

■ ASSISTS

	G	Ast	APG
Laquincy Rideau, USF	35	189	5.4
Shizz Alston, Jr., Temple	33	166	5.0
Galen Robinson, Jr., Houston	37	183	4.9
Jeremiah Martin, Memphis	36	157	4.4
Terrell Allen, UCF	33	142	4.3
Sterling Taplin, Tulsa	32	131	4.1
Jordan Cornish, Tulane	31	126	4.1
Isaac Fleming, ECU	31	125	4.0
Jimmy Whitt Jr., SMU	30	119	4.0
Alterique Gilbert, UConn	25	91	3.6

■ FREE THROW PERCENTAGE

	FT	FTA	Pct
Shizz Alston, Jr., Temple	138	152	.908
Corey Davis Jr., Houston	113	130	.869
Aubrey Dawkins, UCF	81	97	.835
Jalen Adams, UConn	58	70	.829
Jahmal McMurray, SMU	67	81	.827
Markis McDuffie, Wichita State	160	196	.816
Christian Vital, UConn	91	112	.813
B.J. Taylor, UCF	187	240	.779
Alterique Gilbert, UConn	62	80	.775
Jarron Cumberland, Cincinnati	163	211	.773

■ STEALS

	G	Stl	SPG
Laquincy Rideau, USF	35	101	2.9
Jeremiah Martin, Memphis	36	79	2.2
Quinton Rose, Temple	33	71	2.2
David Collins, USF	37	76	2.1

Nate Pierre-Louis, Temple	33	53	1.6
Christian Vital, UConn	33	52	1.6
Isaac Fleming, ECU	31	47	1.5
Shizz Alston, Jr., Temple	33	49	1.5
Seth LeDay, ECU	29	42	1.4
Jimmy Whitt Jr., SMU	30	43	1.4

■ 3-POINT FIELD GOAL PERCENTAGE

	FG	FGA	Pct
Justin Jenifer, Cincinnati	60	135	.444
Christian Vital, UConn	79	193	.409
Aubrey Dawkins, UCF	73	181	.403
Dexter Dennis, Wichita State	54	135	.400
Jahmal McMurray, SMU	101	256	.395
Armoni Brooks, Houston	121	310	.390
Jarron Cumberland, Cincinnati	80	206	.388
Tyler Polley, UConn	52	137	.380
Corey Davis Jr., Houston	111	296	.375
Jeriah Horne, Tulsa	49	131	.374

■ 3-POINT FIELD GOALS

	G	FG	Avg
Armoni Brooks, Houston	37	121	3.3
Jahmal McMurray, SMU	32	101	3.2
Corey Davis Jr., Houston	37	111	3.0
Shizz Alston, Jr., Temple	33	99	3.0
Shawn Williams, ECU	26	70	2.7
Christian Vital, UConn	33	79	2.4
Jarron Cumberland, Cincinnati	35	80	2.3
Markis McDuffie, Wichita State	37	84	2.3
Aubrey Dawkins, UCF	33	73	2.2
Tyler Harris, Memphis	36	79	2.2

■ BLOCKED SHOTS

	CL	G	BS	Avg
Tacko Fall, UCF		33	85	2.6
Josh Carlton, UConn		33	59	1.8
Nysier Brooks, Cincinnati		35	51	1.5
Jaime Echenique, Wichita State		37	51	1.4
Brison Gresham, Houston		37	48	1.3
DaQuan Jeffries, Tulsa		31	38	1.2
Michael Durr, USF		38	46	1.2
Isiaha Mike, SMU		32	35	1.1
Chad Brown, UCF		33	34	1.0
K.J. Davis, ECU		29	28	1.0

■ ASSIST/TURNOVER RATIO

	Ast	TO	Ratio
Galen Robinson, Jr., Houston	4.9	1.7	2.9
Jimmy Whitt Jr., SMU	4.0	1.5	2.7
Terrell Allen, UCF	4.3	1.7	2.5
B.J. Taylor, UCF	3.2	1.6	2.0
Shizz Alston, Jr., Temple	5.0	2.5	2.0
Jamarius Burton, Wichita State	3.4	1.8	1.9
Sterling, Taplin, Tulsa	4.1	2.3	1.7
Jeremiah Martin, Memphis	4.4	2.6	1.7
DeJon Jarreau, Houston	3.3	2.1	1.6
Alterique Gilbert, UConn	3.6	2.3	1.6

■ MINUTES PLAYED

	CL	G	MP	Avg
Shizz Alston, Jr., Temple		33	1226	37.2
Jimmy Whitt Jr., SMU		30	1053	35.1
Quinton Rose, Temple		33	1144	34.7
Shawn Williams, ECU		26	899	34.6
B.J. Taylor, UCF		33	1136	34.4
Nate Pierre-Louis, Temple		33	1132	34.3
Jeremiah Martin, Memphis		36	1231	34.2
Caleb Daniels, Tulane		30	1018	33.9
David Collins, USF		37	1243	33.6
Aubrey Dawkins, UCF		33	1103	33.4

CONFERENCE GAMES ONLY

■ SCORING

	G	Pts	PPG
Jeremiah Martin, Memphis	18	417	23.2
Shizz Alston, Jr., Temple	18	364	20.2
Jarron Cumberland, Cincinnati	18	358	19.9
Corey Davis Jr., Houston	18	316	17.6
Caleb Daniels, Tulane	17	298	17.5
Jahmal McMurray, SMU	18	315	17.5
Markis McDuffie, Wichita State	18	311	17.3
Quinton Rose, Temple	18	303	16.8
David Collins, USF	18	292	16.2
B.J. Taylor, UCF	18	277	15.4

■ REBOUNDING

	G	Rebs	RPG
Alexis Yetna, USF	16	139	8.7
Jayden Gardner, ECU	18	151	8.4
Samir Sehic, Tulane	18	142	7.9
Tacko Fall, UCF	18	134	7.4
Josh Carlton, UConn	18	133	7.4
Raynere Thornton, Memphis	18	129	7.2
Tre Scott, Cincinnati	18	123	6.8
Michael Durr, USF	18	121	6.7
Jimmy Whitt Jr., SMU	16	106	6.6
Nysier Brooks, Cincinnati	18	117	6.5

■ FIELD GOAL PERCENTAGE

	FG	FGA	Pct
Tacko Fall-UCF	80	111	.721
Martins Igbanu, Tulsa	81	126	.643
Josh Carlton, UConn	70	114	.614
Feron Hunt, SMU	55	102	.539
Raynere Thornton, Memphis	56	105	.533
DeJon Jarreau, Houston	57	112	.509
Isaac Fleming, ECU	81	161	.503
Alexis Yetna, USF	73	147	.497
Seth LeDay, ECU	60	121	.496
Collin Smith, UCF	59	121	.488

■ ASSISTS

	G	Ast	APG
Laquincy Rideau, USF	16	87	5.4
Galen Robinson, Jr., Houston	18	89	4.9
Shizz Alston, Jr., Temple	18	87	4.8
Jeremiah Martin, Memphis	18	85	4.7
Jordan Cornish, Tulane	18	81	4.5
Isaac Fleming, ECU	18	76	4.2
Terrell Allen, UCF	18	74	4.1
Jarron Cumberland, Cincinnati	18	72	4.0
Jimmy Whitt Jr., SMU	16	64	4.0
Jamarius Burton, Wichita State	18	71	3.9

■ FREE THROW PERCENTAGE

	FT	FTA	Pct
Shizz Alston, Jr., Temple	88	97	.907
Connor Crabtree, Tulane	36	43	.837
Markis McDuffie, Wichita State	68	83	.819
Corey Davis Jr., Houston	61	75	.813
Christian Vital, UConn	56	69	.812
Jeremiah Martin, Memphis	110	136	.809
Keith Williams, Cincinnati	40	50	.800
Aubrey Dawkins, UCF	37	47	.787
David Collins, USF	117	151	.775
Jarron Cumberland, Cincinnati	106	137	.774

■ STEALS

	G	Stl	SPG
Laquincy Rideau, USF	16	47	2.9
Jeremiah Martin, Memphis	18	37	2.1
Quinton Rose, Temple	18	35	1.9
Terrell Allen, UCF	18	28	1.6

Seth LeDay, ECU	17	25	1.5
Shizz Alston, Jr., Temple	18	26	1.4
Christian Vital, UConn	18	26	1.4
Nate Pierre-Louis, Temple	18	25	1.4
David Collins, USF	18	24	1.3
Keith Williams, Cincinnati	18	22	1.2

■ 3-POINT FIELD GOAL PERCENTAGE

	3FG	FGA	Pct
Curran Scott, Tulsa	31	66	.470
Justin Jenifer, Cincinnati	33	78	.423
Aubrey Dawkins, UCF	41	97	.423
Armoni Brooks, Houston	61	145	.421
Jeremiah Martin, Memphis	47	113	.416
Justin Brown, USF	35	85	.412
Corey Davis Jr., Houston	57	139	.410
Christian Vital, UConn	45	111	.405
Dexter Dennis, Wichita State	32	80	.400
Isiah Mike, SMU	35	90	.389

■ 3-POINT FIELD GOALS

	G	3FG	Avg
Armoni Brooks, Houston	18	61	3.4
Corey Davis Jr., Houston	18	57	3.2
Shizz Alston, Jr., Temple	18	52	2.9
Jahmal McMurray, SMU	18	50	2.8
Shawn Williams, ECU	18	47	2.6
Jeremiah Martin, Memphis	18	47	2.6
Christian Vital, UConn	18	45	2.5
Markis McDuffie, Wichita State	18	41	2.3
Aubrey Dawkins, UCF	18	41	2.3
Jarron Cumberland, Cincinnati	18	40	2.2

■ BLOCKED SHOTS

	G	BS	Avg
Tacko Fall, UCF	18	33	1.8
Josh Carlton, UConn	18	33	1.8
Jaime Echenique, Wichita State	18	32	1.8
Nysier Brooks, Cincinnati	18	30	1.7
Isiah Mike, SMU	18	24	1.3
Michael Durr, USF	18	24	1.3
DaQuan Jeffries, Tulsa	17	22	1.3
Blake Paul, Tulane	17	20	1.2
Feron Hunt, SMU	18	21	1.2
Asbjorn Midtgaard, Wichita State	17	16	0.9

■ ASSIST/TURNOVER RATIO

	Ast	TO	Ratio
Galen Robinson, Jr., Houston	4.9	1.9	2.6
Jimmy Whitt Jr., SMU	4.0	1.6	2.6
Terrell Allen, UCF	4.1	1.9	2.1
B.J. Taylor, UCF	3.7	1.8	2.1
Jamarius Burton, Wichita State	3.9	1.9	2.0
Jeremiah Martin, Memphis	4.7	2.5	1.9
DeJon Jarreau, Houston	3.7	2.1	1.8
Shizz Alston, Jr., Temple	4.8	2.9	1.6
Isaac Fleming, ECU	4.2	2.6	1.6
Jarron Cumberland, Cincinnati	4.0	2.9	1.4

■ MINUTES PLAYED

	G	MP	Avg
Shizz Alston, Jr., Temple	18	680	37.8
Jimmy Whitt Jr., SMU	16	577	36.1
Quinton Rose, Temple	18	635	35.3
Jarron Cumberland, Cincinnati	18	631	35.1
Jeremiah Martin, Memphis	18	629	34.9
Shawn Williams, ECU	18	624	34.7
Markis McDuffie, Wichita State	18	621	34.5
B.J. Taylor, UCF	18	620	34.4
David Collins, USF	18	617	34.3
Caleb Daniels, Tulane	17	581	34.2

2020 American Basketball Championship



The 2020 American Athletic Conference Men's Basketball Championship will be played March 12-15 (Thursday to Sunday) at Dickies Arena in Fort Worth, Texas

The venue will also host the championship in 2021 (March 11-14) and 2022 (March 10-13).

"We are delighted to partner with the city of Fort Worth and Dickies Arena for our 2020-22 Men's Basketball Championships," Aresco said. "This three-year agreement will bring our Men's Championship to a vibrant, sports-minded community that embraces major events and extends wonderful hospitality to visitors. Dickies Arena is a state-of-the-art facility that our student-athletes, coaches and fans, as well as a national television audience, will enjoy."

All 12 American Athletic Conference schools will participate in the 2020 championship. The format calls for four first-round games on the first day, followed by four quarterfinal matchups, two semifinal contests and the championship game. The ESPN family of networks again will provide television and digital coverage of the tournament.

The tournament begins Thursday, March 12 with matchups between the No. 9 and No. 8 seeds, No. 5 and No. 12 seeds, No. 10 and No. 7 seeds and No. 11 and No. 6 seeds. The winners will advance to meet the first, second, third and fourth seeds, respectively, on Friday.

CHAMPIONSHIP SCHEDULE

Thursday, March 12

FIRST ROUND

- Game 1 – No. 8 vs. No. 9
- Game 2 – No. 5 vs. No. 12
- Game 3 – No. 7 vs. No. 10
- Game 4 – No. 6 vs. No. 11

Friday, March 13

QUARTERFINALS

- Game 5 – No. 1 vs. Winner Game 1
- Game 6 – No. 4 vs. Winner Game 2
- Game 7 – No. 2 vs. Winner Game 3
- Game 8 – No. 3 vs. Winner Game 4

Saturday, March 14

SEMIFINALS

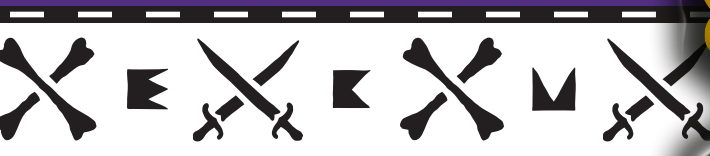
- Game 9 – Winner Game 5 vs. Winner Game 6
- Game 10 – Winner Game 7 vs. Winner Game 8

Sunday, March 15

CHAMPIONSHIP

- Game 11 – Winner Game 9 vs. Winner Game 10

SEASON REVIEW



2018-19 Year-In-Review

■ ECU SUFFERS FOURTH STRAIGHT LOSING SEASON

- ECU finished with an overall record of 10-21 and a mark of 4-14 in the American Athletic Conference, finishing in 11th place. The Pirates opened the season with a 6-5 record, but won just four games after returning from the Christmas break. The Pirates closed the season with five consecutive losses.

■ JOE DOOLEY RETAKES THE REIGNS AT ECU

- Nineteen years after he was dismissed as head coach, Joe Dooley began his second tenure at ECU and was re-named to the position April 4, 2018.
- Dooley became the seventh coach in school history to be at the helm of the Pirates' program for five years. He previously held the position from 1995-99 and posted a winning record in each of his first two seasons from 1995-97 (34-21) before he departed following the 1998-99 season with a career record of 57-52.

■ GARDNER HAS SPECTACULAR ROOKIE SEASON

- Unanimous selection to The American All-Freshman Team and named NABC All-District 25 Second-Team.
- Named The American Freshman-of-the-Week five times, most in school history; selected as the USBWA National Freshman-of-the-Week following his 35-point, 20-rebound at UCF (Jan. 13).
- First Pirate to score 30 points and grab 20 rebounds in the same game since Charles Alford had 31 points and 21 boards versus Atlantic Christian College on Feb. 7, 1966 (52 years, 11 months, 6 days).
- Finished second in The American in rebounding (8.5), offensive rebounds (3.0), double-doubles (10) and 30-point games (3), third in defensive rebounds (5.5) and 10th in scoring (16.3) and field goal percentage (49.3).
- Ranked seventh among all Division I freshmen in scoring and rebounding and made the most free throws (171) among all NCAA Division I freshmen, ranking 30th overall.
- Second freshman in school history to score 500 points in a season and set ECU freshman records for rebounds, rebounds per game, free throws made and free throws attempted.

■ FLEMING FINISHES HIGH ON ECU CAREER LIST FOR ASSISTS & STEALS

- Senior Isac Fleming finished his ECU career with an average of 4.41 assists per game, ranking among the school's top 5 in both categories.
- Fleming played two seasons at ECU and dished out 269 assists, 10th-most in school history and third-most

among two-year players.

- He has two of the top 10 total assists in Pirate lore, handing out 144 in 2017-18 and 125 in 2018-19, which rank as eighth and 10th in the ECU record book.
- Ranked second in The American in assists per game as junior (4.8) and eighth as a senior (4.0).
- Produced the first two triple-doubles in school history during the 2017-18 campaign.

■ WILLIAMS NETS 70 3S AGAIN

- Sophomore Shawn Williams became just the third player in school history to make 70 3-point field goals in multiple seasons, finishing with 70 despite missing the first five games of the year.
- During two seasons at ECU, Williams made 142 3-point field goals and shot 36.3 percent (142-of-391) outside the arc.
- Williams made an average of 2.7 3s per game in 2018-19, ranking fifth in The American, after netting 2.4 triples a contest a freshman, third-highest average in the conference.

■ LEDAY CONTRIBUTES IN FIRST SEASON AT ECU

- After sitting out the 2017-18 season following his transfer from Virginia Tech, Seth LeDay played in 29 games and averaged 11.0 points and 5.8 rebounds per game before suffering a season-ending injury at Wichita State.
- He finished second on the team in rebounding and third in scoring.
- LeDay completed the year ranked among the top 10 in The American in field goal percentage (7th/.529) and offensive rebounds per game (10th/2.2).
- Posted four double-doubles with a career-high 21 points against James Madison with 11 rebounds versus Prairie View A&M.

■ CREDIBILITY WIN

- In his first home game coaching in the American Athletic Conference, Joe Dooley led the Pirates to a 73-71 win over reigning league champion Cincinnati.
- It was just the Pirates' second win in 14 all-time meetings with the Bearcats and first since 2015.
- "What a win for Joe Dooley in knocking off Cincinnati. #credibilitywin!" @theandykatz

■ TWO DOUBLE DIGIT DEFICIT COMEBACKS

- ECU overcame a pair of second half double digit deficits to win this season, rallying from 10 down (63-53) against Lamar and 13 (64-51) versus Appalachian State.



- The Pirates overcame seven double digit deficits for victory during Coach Dooley's first stint as head coach from 1995-99, including a 17-point road (26-9) deficit at Richmond (1/31/96) for an eight-point win (66-58).

■ PIRATES WERE AMONG NCAA'S YOUNGEST TEAMS

- ECU was one of 17 schools nationally to have one or fewer seniors/graduate transfers on its roster in 2018-19, while the Pirates' nine freshmen (true and redshirt) and sophomores ranks seventh nationally and are only surpassed by the 13 at Arkansas and UNC Asheville, 12 at Duquesne and 10 at Cal State Northridge, James Madison and Kentucky.
- The only player on the team to have been in the program more than two years was Obasohan, who joined the Pirates as a walk-on prior to the start of the 2015-16 campaign.

■ LOTS OF LINEUPS

- ECU used 12 different starting lineups throughout the season with the most-often used starting five consisting of Fleming, Williams, Gardner, K.J. Davis and Dimitrije Spasojevic. The unit began the game together seven times.
- Gardner was the only player to start all 31 games with Williams starting all 26 games which he played. K.J. Davis made 17 starts, while no other player appeared in the starting lineup over 15 times.
- Five starting lineups were used just once.

■ UNDERCLASSMEN ENTER THE PORTAL

- Seven underclassmen that were on the roster at the start of the season entered the transfer portal at the conclusion of the season: K.J. Davis (Samford), Ty Foster (Youngstown State), Tae Hardy (Pearl River Community College), Dimitrije Spasojevic (UMBC), DeShaun Wade (Longwood), Justin Whatley (N.C. Central) and Shawn Williams (New Mexico State).

■ ACADEMIC NOTES

- ECU was honored with The American Team Academic Excellence Award for posting the highest GPA, 3.134, among all the league's men's basketball programs.
- Tyler Foster, Jayden Gardner, Addison Hill, Justice Obasohan, Samson Strickland, Dimitrije Spasojevic, DeShaun Wade and John Whitley were each named to The American All-Academic Team.
- ECU received the American Athletic Conference Team Academic Award for recording the highest GPA among all men's basketball programs in the league.
- The Pirates were recognized by the NABC with the Team Academic Excellence Award for achieving a team GPA of 3.0.
- Hill, Obasohan and Whitley were named to the NABC Honors Court.
- Five student-athletes earned their bachelor's degree last season: Fleming, Hill, Seth LeDay, Obasohan, and Whitley.

Game Results

Record:	Overall	Home	Away	Neutral
All Games	10-21	9-9	1-11	0-1
The American	3-15	2-7	1-8	0-0
Non-Conference	7-6	7-2	0-3	0-1

Date	Opponent	Result	Score	Attend.	High Points	High Rebounds	High Assists
11/06/18	DELAWARE STATE	W	81-56	3773	(12) Isaac Fleming (12) Seth LeDay	(8) Seth LeDay (8) Jayden Gardner	(5) DeShaun Wade
11/9/18	JAMES MADISON	L	72-73	3918	(21) Seth LeDay	(5) Jayden Gardner	(6) Isaac Fleming
11/11/18	LAMAR	W (ot)	84-78	3104	(30) Jayden Gardner	(10) Jayden Gardner	(4) Isaac Fleming
11/16/18	at Georgia Tech	L	54-79	4922	(13) Jayden Gardner	(9) Seth LeDay	(3) DeShaun Wade
11/19/18	UT-RIO GRANDE VALLEY	W	69-64	3144	(15) Jayden Gardner	(8) Seth LeDay (8) K.J. Davis	(3) K.J. Davis
11/21/18	PRAIRIE VIEW A&M	W	76-64	2972	(28) Jayden Gardner	(17) Jayden Gardner	(5) Seth LeDay
11/24/18	HIGH POINT	L	52-55	3156	(18) Jayden Gardner	(5) Isaac Fleming	(3) Tae Hardy
11/27/18	at UNCW	L	86-95	3971	(30) Jayden Gardner	(15) Jayden Gardner	(2) Three players
11/30/18	APPALACHIAN STATE	W	83-81	3552	(22) Jayden Gardner	(11) Jayden Gardner	(2) Three players
12/02/18	UMES	W	70-47	2964	(22) Jayden Gardner	(8) Jayden Gardner	(5) Isaac Fleming
12/18/18	at Charlotte	L	49-55	3640	(16) Shawn Williams	(9) Isaac Fleming	(6) Isaac Fleming
12/28/18	NORTH CAROLINA A&T	W	77-57	4761	(27) Jayden Gardner	(13) Jayden Gardner	(7) Isaac Fleming
01/02/19	*at SMU	L	54-82	5601	(16) Jayden Gardner	(7) Jayden Gardner	(3) Isaac Fleming (3) Shawn Williams
01/05/19	*CINCINNATI	W	73-71	4238	(17) K.J. Davis	(12) Jayden Gardner	(4) Shawn Williams
01/10/19	*at Memphis	L	72-78	14622	(18) Jayden Gardner	(12) K.J. Davis	(7) Isaac Fleming
01/13/19	*at UCF	L	65-76	4692	(35) Jayden Gardner	(20) Jayden Gardner	(4) Isaac Fleming
01/16/19	*TEMPLE	L	74-85	4551	(27) Jayden Gardner	(10) Seth LeDay	(4) Jayden Gardner
01/23/19	*at Houston	L	50-94	6297	(12) Seth LeDay	(5) Seth LeDay	(2) Two players
01/26/19	*USF	L	57-77	4610	(15) Jayden Gardner	(15) Jayden Gardner	(5) Isaac Fleming
01/31/19	*TULANE	W	66-65	3616	(15) Jayden Gardner	(9) Jayden Gardner	(6) Isaac Fleming
02/03/19	*at UConn	L	52-76	8873	(13) K.J. Davis	(6) Jayden Gardner	(2) Three players
02/06/19	*WICHITA STATE	L	49-65	3631	(11) Jayden Gardner (11) Isaac Fleming	(5) Jayden Gardner	(2) Four players
02/10/19	*at USF	L (ot)	68-72	5707	(14) Isaac Fleming	(5) K.J. Davis	(3) Seth LeDay (3) Shawn Williams
02/13/19	*MEMPHIS	L	69-79	3411	(15) Seth LeDay	(10) Seth LeDay	(4) Tyler Foster
02/17/19	*TULSA	L (ot)	73-77	4248	(26) Shawn Williams	(16) Jayden Gardner	(4) Isaac Fleming
02/23/19	*at Tulane	W	85-81	1119	(27) Shawn Williams	(10) Isaac Fleming	(3) K.J. Davis
02/27/19	*HOUSTON	L	65-99	4087	(17) Seth LeDay	(5) Jayden Gardner	(7) Isaac Fleming
03/03/19	*at Tulsa	L	78-91	3507	(20) Isaac Fleming	(10) Jayden Gardner	(10) Isaac Fleming
03/05/19	*at Wichita State	L	55-72	10205	(17) Isaac Fleming	(10) Rico Quinton	(4) Isaac Fleming
03/10/19	*UCONN	L	73-82	3845	(20) Shawn Williams	(9) Jayden Gardner	(11) Isaac Fleming
03/14/19	#vs Wichita State	L	57-73	7476	(16) Jayden Gardner	(6) Jayden Gardner	(7) Isaac Fleming (6) K.J. Davis

* = American Athletic Conference game # = The American Basketball Championship (Orlando, Fla.) HOME GAMES IN ALL CAPS

Attendance Summary	Games	Totals	Avg/Game
HOME	18	67581	3754
AWAY	12	73156	6096
NEUTRAL	1	7476	7476
TOTAL	31	148213	4781

Final Statistics

■ ALL GAMES (10-21 OVERALL, 9-9 HOME, 1-11 AWAY, 0-1 NEUTRAL)

Player	GPGS Min Avg				Total		3-Pts			Rebounds				PF FO A TOBlkStl Pts Avg												
					FG FGA	Pct	3FG FGA	Pct	FTFTA	Pct	Off	Def	Tot					Avg								
Jayden Gardner	31	31	947	30.5	166	337	.493	2	10	.200	171	228	.750	93	169	262	8.5	88	3	39	75	14	24	505	16.3	
Shawn Williams	26	26	899	34.6	110	292	.377	70	195	.359	43	49	.878	7	41	48	1.8	56	1	43	25	2	17	333	12.8	
Seth LeDay	29	12	723	24.9	120	227	.529	0	1	.000	79	118	.669	63	106	169	5.8	79	2	44	69	24	42	319	11.0	
Isaac Fleming	31	24	845	27.3	123	253	.486	7	51	.137	53	91	.582	34	85	119	3.8	91	3	125	86	2	47	306	9.9	
K.J. Davis	29	17	787	27.1	78	246	.317	44	153	.288	19	29	.655	20	99	119	4.1	82	3	30	30	28	26	219	7.6	
Tyler Foster	30	6	515	17.2	46	130	.354	8	43	.186	24	42	.571	8	36	44	1.5	60	1	26	34	5	27	124	4.1	
Dimitrije Spasojevic	31	15	542	17.5	52	130	.400	0	1	.000	10	19	.526	18	42	60	1.9	63	0	22	28	17	8	114	3.7	
Rico Quinton	7	0	57	8.1	6	18	.333	2	8	.250	4	7	.571	4	11	15	2.1	7	0	0	5	6	4	18	2.6	
Justin Whatley	4	0	34	8.5	4	10	.400	2	6	.333	0	2	.000	3	2	5	1.3	8	0	4	0	2	2	10	2.5	
Tae Hardy	23	9	272	11.8	18	54	.333	6	21	.286	12	27	.444	3	27	30	1.3	26	0	15	13	3	12	54	2.3	
DeShaun Wade	22	0	223	10.1	13	50	.260	10	42	.238	7	10	.700	4	18	22	1.0	16	0	18	17	1	3	43	2.0	
Addison Hill	25	11	259	10.4	7	18	.389	4	12	.333	5	6	.833	3	26	29	1.2	24	0	11	9	2	10	23	0.9	
Justice Obasohan	22	4	155	7.0	6	25	.240	0	2	.000	4	6	.667	9	13	22	1.0	20	0	4	5	4	2	16	0.7	
Samson Strickland	3	0	4	1.3	0	1	.000	0	0	.000	2	2	1.000	1	1	2	0.7	1	0	0	1	0	0	2	0.7	
John Whitley	10	0	13	1.3	0	0	.000	0	0	.000	2	2	1.000	0	1	1	0.1	1	0	1	0	0	0	2	0.2	
TEAM														51	63	114	3.7	17								
Total	31					749	1791	.418	155	545	.284	435	638	.682	321	740	1061	34.2	622	13	382	414	110	224	2088	67.4
Opponents	31					787	1753	.449	214	651	.329	511	732	.698	333	819	1152	37.2	549	13	427	426	121	207	2299	74.2

Score By Periods:	1st	2nd	OT	Total
ECU	980	1083	25	2088
Opponents	1108	1164	27	2299

Deadball Rebounds:	Off	Def	Total
ECU	87	17	104
Opponents	96	19	115

■ AMERICAN ATHLETIC CONFERENCE GAMES ONLY (3-15 OVERALL, 2-7 HOME, 1-8 AWAY)

Player	GP GS Min Avg				Total		3-Pts			Rebounds				PF FO A TO Blk Stl Pts Avg															
					FG	FGA	Pct	3FG	FGA	Pct	FT	FTA	Pct	Off	Def	Tot	Avg												
Jayden Gardner	18	18	558	31.0	88	205	.429	2	9	.222	83	114	.728	54	97	151	8.4	55	2	23	46	8	13	261	14.5				
Shawn Williams	18	18	624	34.7	69	191	.361	47	131	.359	34	40	.850	4	30	34	1.9	42	1	32	16	0	14	219	12.2				
Isaac Fleming	18	17	521	28.9	81	161	.503	6	30	.200	34	57	.596	23	47	70	3.9	60	3	76	47	2	21	202	11.2				
Seth LeDay	17	9	415	24.4	60	121	.496	0	1	.000	42	64	.656	25	58	83	4.9	49	2	20	35	13	25	162	9.5				
K.J. Davis	18	13	506	28.1	46	146	.315	27	97	.278	8	13	.615	9	49	58	3.2	48	2	19	19	15	17	127	7.1				
Tyler Foster	17	1	339	19.9	28	80	.350	2	22	.091	13	22	.591	7	18	25	1.5	36	0	13	18	2	19	71	4.2				
Dimitrije Spasojevic	18	8	324	18.0	34	85	.400	0	1	.000	5	10	.500	8	20	28	1.6	36	0	13	10	9	6	73	4.1				
Rico Quinton	5	0	51	10.2	5	16	.313	2	8	.250	4	7	.571	3	11	14	2.8	5	0	0	4	6	4	16	3.2				
DeShaun Wade	12	0	90	7.5	5	21	.238	4	17	.235	0	0	.000	2	4	6	0.5	7	0	5	1	0	0	14	1.2				
Tae Hardy	10	0	33	3.3	3	9	.333	2	4	.500	3	5	.600	1	3	4	0.4	4	0	2	0	0	1	11	1.1				
Addison Hill	14	5	106	7.6	4	5	.800	2	3	.667	1	2	.500	1	9	10	0.7	8	0	3	3	0	3	11	0.8				
Justice Obasohan	14	1	77	5.5	4	14	.286	0	1	.000	1	2	.500	5	6	11	0.8	11	0	2	2	1	2	9	0.6				
John Whitley	5	0	5	1.0	0	0	.000	0	0	.000	2	2	1.000	0	1	1	0.2	1	0	1	0	0	0	2	0.4				
Justin Whatley	1	0	0	0.0	0	0	.000	0	0	.000	0	0	.000	0	0	0	0.0	1	0	0	0	0	0	0	0.0				
Samson Strickland	1	0	1	1.0	0	0	.000	0	0	.000	0	0	.000	0	1	1	1.0	0	0	0	0	0	0	0	0.0				
TEAM														31	29	60	3.3	7											
Total	18					427	1054	.405	94	324	.290	230	338	.680	173	383	556	30.9	363	10	209	208	561	251	178	654			
Opponents	18					489	1009	.485	144	380	.379	300	431	.696	201	504	705	39.2	296	3	291	239	781	1081	1422	79.0			

Score By Periods:	1st	2nd	OT	Total
ECU	556	610	12	1178
Opponents	675	727	20	1422

Deadball Rebounds:	Off	Def	Total
ECU	51	8	59
Opponents	59	7	66

Miscellaneous Statistics

■ ALL GAMES

Category	ECU	OPP
SCORING	2088	2299
Points per game	67.4	74.2
Scoring margin	-6.8	-
FIELD GOALS-ATT	749-1791	787-1753
Field goal pct	.418	.449
3 POINT FG-ATT	155-545	214-651
3-point FG pct	.284	.329
3-pt FG made per game	5.0	6.9
FREE THROWS-ATT	435-638	511-732
Free throw pct	.682	.698
F-Throws made per game	14.0	16.5
REBOUNDS	1061	1152
Rebounds per game	34.2	37.2
Rebounding margin	-2.9	-
ASSISTS	382	427
Assists per game	12.3	13.8
TURNOVERS	414	426
Turnovers per game	13.4	13.7
Turnover margin	+0.4	-
Assist/turnover ratio	0.9	1.0
STEALS	224	207
Steals per game	7.2	6.7
BLOCKS	110	121
Blocks per game	3.5	3.9
WINNING STREAK	0	-
Home win streak	0	-
ATTENDANCE	67581	80632
Home games-Avg/Game	18-3754	12-6096
Neutral site-Avg/Game	-	1-7476

Score By Periods:	1st	2nd	OT	Total
ECU	980	1083	25	2088
Opponents	1108	1164	27	2299

■ DOUBLE FIGURE GAMES

Scoring: Gardner 26, LeDay 19, Williams 19, Fleming 16, Davis 11, Foster 4, Hardy 2, Spasojevic 2, Hill 1, Wade 1, Whitley 1

Rebounding: Gardner 10, LeDay 4, Fleming 1

Assists: Fleming 2

Double-Doubles: Gardner 10, LeDay 4, Fleming 3, Davis 1, Quinton 1

30-Point Games: Gardner 3

20-Point Games: Gardner 8, Fleming 2, LeDay 1

■ GAME LEADERS

Scoring: Gardner 17, Fleming 5, LeDay 5, Williams 4, Davis 2

Rebounding: Gardner 20, LeDay 6, Davis 4, Fleming 3, Quinton 1

Assists: Fleming 19, LeDay 6, Davis 4, Williams 4, Gardner 3, Foster 2, Spasojevic 2, Wade 2, Hardy 1

Steals: Fleming 12, LeDay 11, Gardner 7, Davis 6, Foster 5, Hardy 3, Hill 3, Williams 3, Quinton 1, Spasojevic 1

Blocks: Davis 14, LeDay 10, Spasojevic 10, Foster 3, Quinton 2, Obasohan 1, Whitley 1

■ AMERICAN ATHLETIC CONFERENCE GAMES

Category	ECU	OPP
SCORING	1178	1422
Points per game	65.4	79.0
Scoring margin	-13.6	-
FIELD GOALS-ATT	427-1054	489-1009
Field goal pct	.405	.485
3 POINT FG-ATT	94-324	144-380
3-point FG pct	.290	.379
3-pt FG made per game	5.2	8.0
FREE THROWS-ATT	230-338	300-431
Free throw pct	.680	.696
F-Throws made per game	12.8	16.7
REBOUNDS	556	705
Rebounds per game	30.9	39.2
Rebounding margin	-8.3	-
ASSISTS	209	291
Assists per game	11.6	16.2
TURNOVERS	208	239
Turnovers per game	11.6	13.3
Turnover margin	+1.7	-
Assist/turnover ratio	1.0	1.2
STEALS	125	108
Steals per game	6.9	6.0
BLOCKS	56	78
Blocks per game	3.1	4.3
WINNING STREAK	0	-
Home win streak	0	-
ATTENDANCE	36237	60623
Home games-Avg/Game	9-4026	9-6736
Neutral site-Avg/Game	-	0-0

Score By Periods:	1st	2nd	OT	Total
ECU	556	610	12	1178
Opponents	675	727	29	1422

■ MOST USED STARTING LINEUPS

Guard	Guard	F/G	Forward	Center	W-L
Fleming	Williams	Davis	Gardner	Spasojevic	3-4
Fleming	Williams	Davis	Gardner	LeDay	0-5
Fleming	Williams	Hill	Gardner	LeDay	1-3
Fleming	Hardy	Foster	Gardner	Spasojevic	1-1
Hardy	Foster	Davis	Gardner	Spasojevic	1-1
Fleming	Williams	Hill	Gardner	Obasohan	1-1
Hardy	Williams	Hill	Gardner	Obasohan	0-2

■ ECU'S RECORD WHEN...

Leading at halftime.....	5-2
Trailing at halftime	4-19
Out-rebounding opponent.....	6-5
Out-rebounded by opponent.....	3-15
Had fewer turnovers than opponent.....	6-11
Had more turnovers than opponent	4-10

Points-Rebounds-Assists

Opponent	Fleming	Gardner	Davis	LeDay	Foster	Hardy	Wade	Spasojevic	Hill	Obasohan	Williams
DELAWARE STATE	12-4-3	6-8-1	8-6-0	12-8-1	3-5-4	11-4-2	9-2-5	8-2-1	2-0-0	0-2-0	DNP
JAMES MADISON	11-2-6	6-5-1	16-3-0	21-2-1	5-2-2	6-3-0	3-2-2	4-3-0	DNP	0-1-0	DNP
LAMAR	3-2-4	30-10-2	10-5-1	16-9-2	12-3-3	10-1-1	3-1-1	0-2-1	DNP	DNP	DNP
at Georgia Tech	8-3-0	13-3-0	2-7-0	9-9-0	4-3-1	12-4-3	0-0-0	4-4-2	0-1-1	DNP	DNP
UT-RIO GRANDE VALLEY	7-1-2	15-6-0	7-8-3	12-8-1	11-1-2	3-2-2	2-4-2	5-7-1	5-5-0	DNP	DNP
PRAIRIE VIEW A&M	4-3-4	28-17-3	9-9-2	13-11-5	0-1-0	2-2-3	0-1-0	0-0-0	2-0-0	0-1-0	18-4-4
HIGH POINT	9-5-2	18-3-0	2-1-1	4-4-1	0-2-0	2-2-3	0-1-0	6-1-2	0-0-0	0-0-0	11-2-1
at UNCW	6-0-1	30-15-2	13-7-2	15-9-2	5-0-0	3-1-0	0-0-0	2-0-0	0-2-1	0-2-1	12-1-0
APPALACHIAN STATE	8-4-2	22-11-1	10-3-1	18-9-2	4-2-2	0-2-0	0-1-0	6-4-0	0-1-1	DNP	15-1-1
UMES	8-4-5	22-8-0	10-6-1	10-6-4	6-1-0	2-1-1	DNP	2-6-0	0-0-2	0-1-0	10-0-3
at Charlotte	3-9-6	11-6-0	DNP	14-4-4	0-0-0	0-2-0	DNP	2-1-1	3-4-0	DNP	16-3-0
NORTH CAROLINA A&T	13-7-7	27-13-4	DNP	13-7-1	2-0-0	0-3-0	0-0-0	0-0-0	0-6-2	4-1-1	18-2-1
at SMU	8-2-3	16-7-0	6-2-1	2-2-0	11-4-2	1-0-0	DNP	0-0-1	0-1-0	2-3-0	8-4-3
CINCINNATI	8-2-2	13-12-1	17-2-2	11-6-1	5-0-0	DNP	DNP	0-0-1	0-0-0	3-1-0	16-2-4
at Memphis	12-7-7	18-8-2	12-12-2	14-10-1	0-0-0	DNP	DNP	4-2-0	0-0-0	2-0-1	10-0-2
at UCF	4-1-4	35-20-1	3-4-1	3-4-1	4-2-1	0-0-1	DNP	4-3-0	0-0-1	0-0-0	12-1-2
TEMPLE	11-4-3	27-8-4	15-2-1	12-10-2	DNP	DNP	0-0-0	0-2-0	0-1-0	0-0-0	9-5-0
at Houston	11-2-1	8-4-1	2-2-1	12-5-2	5-2-1	DNP	3-0-0	2-2-2	0-1-0	2-1-0	0-0-1
USF	4-2-5	15-15-1	0-1-0	8-5-0	5-3-0	DNP	3-0-0	10-2-1	0-0-0	0-2-0	12-1-3
TULANE	11-1-6	15-9-1	9-5-1	13-3-2	2-0-1	2-1-0	2-0-0	10-5-0	0-0-0	DNP	2-2-2
at UCONN	4-2-2	9-6-1	13-3-2	5-3-0	8-3-0	0-1-0	0-0-0	4-1-0	DNP	0-0-0	9-2-2
WICHITA STATE	11-3-2	11-5-2	4-3-0	0-2-2	5-1-0	3-0-0	0-2-1	6-3-2	0-4-0	0-0-0	7-2-0
at USF	14-1-2	11-3-1	11-5-0	7-4-3	8-0-1	0-0-0	0-0-1	4-0-1	DNP	0-2-0	13-3-3
MEMPHIS	3-1-1	13-5-3	10-3-2	15-10-0	10-5-4	0-0-1	0-3-2	4-2-3	DNP	DNP	14-2-1
TULSA	13-7-4	19-16-2	5-6-0	8-4-1	2-1-2	DNP	0-0-1	0-1-0	DNP	DNP	26-3-1
at Tulane	20-10-2	11-3-1	2-4-3	14-7-2	2-1-0	2-1-0	0-0-0	7-2-2	0-0-0	0-0-0	27-2-1
HOUSTON	13-3-7	14-5-0	6-1-1	17-3-2	2-1-0	3-0-0	0-0-0	6-0-0	0-0-1	0-0-0	4-2-2
at Tulsa	20-9-10	10-10-0	6-1-0	15-3-0	2-0-1	DNP	6-1-0	0-1-0	1-0-1	DNP	18-1-2
at Wichita State	17-7-4	5-6-1	4-2-2	6-2-1	0-2-0	0-1-0	DNP	0-0-0	0-1-0	0-0-0	12-2-1
UCONN	18-6-11	11-9-1	2-0-0	DNP	0-0-0	DNP	DNP	12-2-0	10-2-0	0-2-1	20-0-2
vs Wichita State	12-5-7	16-6-2	5-6-0	DNP	3-1-0	0-0-0	DNP	2-2-1	0-0-1	3-3-0	14-1-1



Seth LeDay

Game-By-Game Team Statistics

Opponent	ECU Result		Total			3-Ptrs			FT			Rebounds			PF		A TO		Blk Stl		Pts
	Score		FG	FGA	Pct	3FG	FGA	Pct	FT	FTA	Pct	Off	Def	Tot							
DELAWARE STATE	W	81-56	26	61	.426	8	15	.533	21	27	.778	14	35	49	17	18	15	2	13		81
JAMES MADISON	L	72-73	26	51	.510	5	16	.313	15	26	.577	5	23	28	28	13	23	3	15		72
LAMAR	Wot	84-78	28	62	.452	6	24	.250	22	36	.611	12	29	41	18	17	12	7	8		84
at Georgia Tech	L	54-79	21	59	.356	2	17	.118	10	19	.526	13	24	37	22	7	21	4	8		54
UT-RIO GRANDE VALLEY	W	69-64	23	46	.500	4	12	.333	19	28	.679	10	35	45	26	13	26	8	8		69
PRAIRIE VIEW A&M	W	76-64	27	66	.409	5	20	.250	17	22	.773	16	36	52	17	21	19	6	8		76
HIGH POINT	L	52-55	19	43	.442	3	14	.214	11	14	.786	4	23	27	19	10	13	3	4		52
at UNCW	L	86-95	30	72	.417	3	16	.188	23	27	.852	15	23	38	27	9	11	0	2		86
APPALACHIAN STATE	W	83-81	28	60	.467	3	14	.214	24	33	.727	14	26	40	19	10	12	1	5		83
UMES	W	70-47	28	58	.483	6	23	.261	8	17	.471	15	27	42	15	16	12	5	9		70
at Charlotte	L	49-55	19	52	.365	5	16	.313	6	10	.600	7	24	31	18	11	13	5	9		49
NORTH CAROLINA A&T	W	77-57	27	56	.482	7	17	.412	16	23	.696	17	26	43	16	16	17	6	7		77
at SMU	L	54-82	19	56	.339	3	15	.200	13	22	.591	10	21	31	23	10	15	3	8		54
CINCINNATI	W	73-71	24	47	.511	9	22	.409	16	23	.696	5	22	27	16	11	12	4	7		73
at Memphis	L	72-78	28	70	.400	4	22	.182	12	15	.800	19	25	44	22	15	16	4	10		72
at UCF	L	65-76	23	58	.397	5	19	.263	14	24	.583	10	28	38	31	12	14	0	5		65
TEMPLE	L	74-85	27	60	.450	6	20	.300	14	22	.636	10	27	37	18	10	14	7	8		74
at Houston	L	50-94	20	62	.323	2	22	.091	8	11	.727	8	17	25	20	9	10	3	8		50
USF	L	57-77	21	53	.396	5	21	.238	10	16	.625	10	22	32	20	10	16	4	4		57
TULANE	W	66-65	26	63	.413	3	15	.200	11	18	.611	11	23	34	21	13	7	5	9		66
at UConn	L	52-76	19	57	.333	4	15	.267	10	12	.833	8	17	25	19	7	9	3	6		52
WICHITA STATE	L	49-65	18	52	.346	4	14	.286	9	15	.600	7	20	27	15	10	8	5	7		49
at USF	Lot	68-72	25	55	.455	6	12	.500	12	21	.571	6	16	22	26	12	9	2	11		68
MEMPHIS	L	69-79	25	63	.397	4	20	.200	15	17	.882	11	22	33	20	17	12	3	6		69
TULSA	Lot	73-77	25	67	.373	8	24	.333	15	20	.750	11	29	40	20	11	13	2	9		73
at Tulane	W	85-81	26	62	.419	6	20	.300	27	36	.750	11	21	32	20	11	8	2	9		85
HOUSTON	L	65-99	23	47	.489	5	13	.385	14	21	.667	4	15	19	17	13	16	1	5		65
at Tulsa	L	78-91	31	70	.443	9	20	.450	7	10	.700	14	16	30	21	14	7	3	7		78
at Wichita State	L	55-72	21	59	.356	3	15	.200	10	15	.667	10	27	37	19	9	10	4	2		55
UCONN	L	73-82	26	53	.491	8	15	.533	13	20	.650	8	15	23	15	15	12	1	4		73
vs Wichita State	L	57-73	20	51	.392	4	17	.235	13	18	.722	6	26	32	17	12	12	4	3		57



Isaac Fleming

Game-By-Game Opponent Statistics

Opponent	Result	ECU Score	Total		3-Ptrs			Rebounds								PF	A TO	Blk	Stl	Pts
			FG	FGA	Pct	3FG	FGA	Pct	FT	FTA	Pct	Off	Def	Tot						
DELAWARE STATE	W	81-56	19	57	.333	9	34	.265	9	18	.500	9	25	34	26	12	20	3	2	56
JAMES MADISON	L	72-73	21	47	.447	5	17	.294	26	37	.703	7	23	30	23	10	25	3	14	73
LAMAR	Wot	84-78	30	69	.435	3	16	.188	15	20	.750	11	30	41	24	9	15	3	8	78
at Georgia Tech	L	54-79	26	53	.491	9	17	.529	18	25	.720	8	29	37	17	12	18	5	13	79
UT-RIO GRANDE VALLEY	W	69-64	19	68	.279	6	27	.222	20	31	.645	18	14	32	24	8	12	2	13	64
PRAIRIE VIEW A&M	W	76-64	22	65	.338	3	21	.143	17	22	.773	9	26	35	21	7	11	4	10	64
HIGH POINT	L	52-55	19	50	.380	4	14	.286	13	23	.565	11	21	32	11	10	9	1	8	55
at UNCW	L	86-95	29	55	.527	10	24	.417	27	34	.794	7	30	37	22	20	13	5	4	95
APPALACHIAN STATE	W	83-81	32	61	.525	4	20	.200	13	22	.591	9	25	34	24	8	10	3	6	81
UMES	W	70-47	16	50	.320	2	14	.143	13	18	.722	8	20	28	16	4	15	2	6	47
at Charlotte	L	49-55	20	51	.392	5	20	.250	10	12	.833	9	27	36	13	10	17	5	3	55
NORTH CAROLINA A&T	W	77-57	21	55	.382	5	22	.227	10	12	.833	9	18	27	18	10	14	4	7	57
at SMU	L	54-82	29	59	.492	7	21	.333	17	24	.708	14	31	45	20	19	15	5	8	82
CINCINNATI	W	73-71	30	62	.484	3	19	.158	8	18	.444	14	19	33	21	11	15	7	6	71
at Memphis	L	72-78	25	52	.481	8	23	.348	20	30	.667	6	25	31	13	17	14	7	8	78
at UCF	L	65-76	24	58	.414	6	25	.240	22	41	.537	16	29	45	19	13	11	3	11	76
TEMPLE	L	74-85	28	57	.491	11	22	.500	18	25	.720	7	27	34	11	15	12	2	9	85
at Houston	L	50-94	29	56	.518	16	24	.667	20	24	.833	11	36	47	9	21	12	5	4	94
USF	L	57-77	29	65	.446	7	19	.368	12	19	.632	16	25	41	18	17	6	2	9	77
TULANE	W	66-65	24	55	.436	6	19	.316	11	16	.688	11	31	42	18	14	16	6	5	65
at UConn	L	52-76	26	53	.491	6	17	.353	18	23	.783	12	32	44	13	16	12	6	5	76
WICHITA STATE	L	49-65	22	56	.393	7	21	.333	14	19	.737	15	31	46	15	12	10	3	4	65
at USF	Lot	68-72	21	50	.420	7	18	.389	23	33	.697	18	28	46	19	13	20	4	3	72
MEMPHIS	L	69-79	28	50	.560	6	17	.353	17	25	.680	6	24	30	16	16	13	3	5	79
TULSA	Lot	73-77	27	57	.474	6	20	.300	17	25	.680	5	32	37	17	11	16	2	7	77
at Tulane	W	85-81	25	55	.455	13	28	.464	18	20	.900	10	29	39	24	16	21	9	2	81
HOUSTON	L	65-99	35	58	.603	13	28	.464	16	24	.667	8	25	33	19	26	12	3	9	99
at Tulsa	L	78-91	32	54	.593	10	19	.526	17	24	.708	11	26	37	10	20	12	2	4	91
at Wichita State	L	55-72	25	64	.391	6	25	.240	16	22	.727	16	31	47	16	14	7	5	4	72
UCONN	L	73-82	30	48	.625	6	15	.400	16	19	.842	5	23	28	18	20	15	4	5	82
vs Wichita State	L	57-73	24	63	.381	5	25	.200	20	27	.741	17	27	44	14	16	8	3	5	73



Team and Individual Superlatives

TEAM GAME HIGHS

ECU		
Points	86	at UNCW (11/27/18)
Field Goals Made	31	at Tulsa (03/03/19)
Field Goal Attempts	72	at UNCW (11/27/18)
Field Goal Percentage	.511 (24-47)	CINCINNATI (01/05/19)
3-Pt. Field Goals Made	9	at Tulsa (03/03/19)
	9	CINCINNATI (01/05/19)
3-Pt. FG Attempts	24	TULSA (02/17/19)
	24	LAMAR (11/11/18)
3-Pt. FG Percentage	.533 (8-15)	UCONN (03/10/19)
	.533 (8-15)	DELAWARE STATE (11/06/18)
Free Throws Made	27	at Tulane (02/23/19)
Free Throw Attempts	36	at Tulane (02/23/19)
	36	LAMAR (11/11/18)
Free Throw Percentage	.882 (15-17)	MEMPHIS (02/13/19)
Rebounds	52	PRAIRIE VIEW A&M (11/21/18)
Offensive Rebounds	17	NORTH CAROLINA A&T (12/28/18)
Defensive Rebounds	36	PRAIRIE VIEW A&M (11/21/18)
Assists	21	PRAIRIE VIEW A&M (11/21/18)
Steals	15	JAMES MADISON (11/9/18)
Blocked Shots	8	UT-RIO GRANDE VALLEY (11/19/18)
Turnovers	26	UT-RIO GRANDE VALLEY (11/19/18)
Fouls	31	at UCF (01/13/19)

Opponents		
Points	99	HOUSTON (02/27/19)
Field Goals Made	35	HOUSTON (02/27/19)
Field Goal Attempts	69	LAMAR (11/11/18)
Field Goal Percentage	.625 (30-48)	UCONN (03/10/19)
3-Pt. Field Goals Made	16	at Houston (01/23/19)
3-Pt. FG Attempts	34	DELAWARE STATE (11/06/18)
3-Pt. FG Percentage	.667 (16-24)	at Houston (01/23/19)
Free Throws Made	27	at UNCW (11/27/18)
Free Throw Attempts	41	at UCF (01/13/19)
Free Throw Percentage	.900 (18-20)	at Tulane (02/23/19)
Rebounds	47	at Wichita State (03/05/19)
	47	at Houston (01/23/19)
Offensive Rebounds	18	UT-RIO GRANDE VALLEY (11/19/18)
Defensive Rebounds	36	at Houston (01/23/19)
Assists	26	HOUSTON (02/27/19)
Steals	14	JAMES MADISON (11/9/18)
Blocked Shots	9	at Tulane (02/23/19)
Turnovers	25	JAMES MADISON (11/9/18)
Fouls	26	DELAWARE STATE (11/06/18)

TEAM GAME LOWS

ECU		
Points	49	at Charlotte (12/18/18)
	49	WICHITA STATE (02/06/19)
Field Goals Made	18	WICHITA STATE (02/06/19)
Field Goal Attempts	43	HIGH POINT (11/24/18)
Field Goal Percentage	.323 (20-62)	at Houston (01/23/19)
3-Pt. Field Goals Made	2	at Georgia Tech (11/16/18)
	2	at Houston (01/23/19)
3-Pt. FG Attempts	12	UT-RIO GRANDE VALLEY (11/19/18)
	12	at USF (02/10/19)
3-Pt. FG Percentage	.091 (2-22)	at Houston (01/23/19)
Free Throws Made	6	at Charlotte (12/18/18)
Free Throw Attempts	10	at Charlotte (12/18/18)
	10	at Tulsa (03/03/19)
Free Throw Percentage	.471 (8-17)	UMES (12/02/18)
Rebounds	19	HOUSTON (02/27/19)
Offensive Rebounds	4	HOUSTON (02/27/19)
Defensive Rebounds	15	HOUSTON (02/27/19)
	15	UCONN (03/10/19)
Assists	7	at Georgia Tech (11/16/18)
	7	at UConn (02/03/19)
Steals	2	at UNCW (11/27/18)
	2	at Wichita State (03/05/19)
Blocked Shots	0	at UNCW (11/27/18)
	0	at UCF (01/13/19)
Turnovers	7	TULANE (01/31/19)
	7	at Tulsa (03/03/19)
Fouls	15	Three times

Opponents		
Points	47	MARYLAND EASTERN SHORE (12/02/18)
Field Goals Made	16	MARYLAND EASTERN SHORE (12/02/18)
Field Goal Attempts	47	JAMES MADISON (11/9/18)
Field Goal Percentage	.279 (19-68)	UT-RIO GRANDE VALLEY (11/19/18)
3-Pt. Field Goals Made	2	MARYLAND EASTERN SHORE (12/02/18)
3-Pt. FG Attempts	14	HIGH POINT (11/24/18)
	14	MARYLAND EASTERN SHORE (12/02/18)
3-Pt. FG Percentage	.143 (2-14)	MARYLAND EASTERN SHORE (12/02/18)
	.143 (3-21)	PRAIRIE VIEW A&M (11/21/18)
Free Throws Made	8	CINCINNATI (01/05/19)
Free Throw Attempts	12	at Charlotte (12/18/18)
	12	NORTH CAROLINA A&T (12/28/18)
Free Throw Percentage	.444 (8-18)	CINCINNATI (01/05/19)
Rebounds	27	NORTH CAROLINA A&T (12/28/18)
Offensive Rebounds	5	TULSA (02/17/19)
	5	UCONN (03/10/19)
Defensive Rebounds	14	UT-RIO GRANDE VALLEY (11/19/18)
Assists	4	MARYLAND EASTERN SHORE (12/02/18)
Steals	2	DELAWARE STATE (11/06/18)
	2	at Tulane (02/23/19)
Blocked Shots	1	HIGH POINT (11/24/18)
Turnovers	6	USF (01/26/19)
Fouls	9	at Houston (01/23/19)

INDIVIDUAL GAME HIGHS

ECU		
Points	35	Jayden Gardner at UCF (01/13/19)
Field Goals Made	12	Jayden Gardner at UCF (01/13/19)
Field Goal Att.	21	Jayden Gardner at UCF (01/13/19)
3-Point FG Made	8	Shawn Williams vs Tulsa (02/17/19)
3-Point FG Att.	14	Shawn Williams vs Tulsa (02/17/19)
Free Throws Made	16	Jayden Gardner vs App. State (11/30/18)
Free Throw Att.	19	Jayden Gardner vs App. State (11/30/18)
Rebounds	20	Jayden Gardner at UCF (01/13/19)
Offensive Rebounds	7	Jayden Gardner at UCF (1/13/19)
	7	Jayden Gardner at UNCW (11/27/18)
Defensive Rebounds	13	Jayden Gardner at UCF (01/13/19)
	13	Jayden Gardner vs. Prairie View (11/21/18)
Assists	11	Isaac Fleming vs UConn (03/10/19)
Steals	5	Isaac Fleming vs James Madison (11/9/18)
Blocked Shots	3	Seven times
Minutes	42	Shawn Williams vs Tulsa (02/17/19)
	42	Jayden Gardner vs Tulsa (02/17/19)

Opponents		
Points	31	Jeremiah Martin, Memphis (02/13/19)
Field Goals Made	11	Alexis Yetna, USF (01/26/19)
Field Goal Attempts	20	Ronshad Shabazz, App. State (11/30/18)
3-Pt. Field Goals Made	7	Shizz Alston, Jr., Temple (01/16/19)
3-Pt. FG Attempts	13	Saleik Edwards, Delaware State (11/06/18)
Free Throws Made	12	Jeremiah Martin, Memphis (02/13/19)
Free Throw Attempts	15	Jeremiah Martin, Memphis (02/13/19)
Rebounds	16	Josh Carlton, UConn (02/03/19)
Offensive Rebounds	5	Javon Levi, UTRGV (11/19/18)
Defensive Rebounds	12	Josh Carlton, UConn (02/03/19)
Assists	12	Jalen Adams, UConn (03/10/19)
Steals	7	Darius Banks, James Madison (11/09/18)
Blocked Shots	4	Blake Paul, Tulane (02/23/19)
Turnovers	8	Matt Lewis, James Madison (11/09/18)



Category Leaders

Points	G	Pts	Pts/G
Jayden Gardner	31	505	16.3
Shawn Williams	26	333	12.8
Seth LeDay	29	319	11.0
Isaac Fleming	31	306	9.9
K.J. Davis	29	219	7.6

Scoring Average	G	Pts	Avg/G
Jayden Gardner	31	505	16.3
Shawn Williams	26	333	12.8
Seth LeDay	29	319	11.0
Isaac Fleming	31	306	9.9
K.J. Davis	29	219	7.6

FG Percentage	FG	ATT	Pct
Seth LeDay	120	227	.529
Jayden Gardner	166	337	.493
Isaac Fleming	123	253	.486
Dimitrije Spasojevic	52	130	.400
Justin Whatley	4	10	.400

Field Goal Attempts	G	Att	Att/G
Jayden Gardner	31	337	10.9
Shawn Williams	26	292	11.2
Isaac Fleming	31	253	8.2
K.J. Davis	29	246	8.5
Seth LeDay	29	227	7.8

Field Goals Made	G	Made	Made/G
Jayden Gardner	31	166	5.4
Isaac Fleming	31	123	4.0
Seth LeDay	29	120	4.1
Shawn Williams	26	110	4.2
K.J. Davis	29	78	2.7

3-Point Percentage	3FG	ATT	Pct
Shawn Williams	70	195	.359
Justin Whatley	2	6	.333
Addison Hill	4	12	.333
K.J. Davis	44	153	.288
Tae Hardy	6	21	.286

3-Point FG Attempts	G	Att	Att/G
Shawn Williams	26	195	7.5
K.J. Davis	29	153	5.3
Isaac Fleming	31	51	1.6
Tyler Foster	30	43	1.4
DeShaun Wade	22	42	1.9

3-Point FGs Made	G	Made	Made/G
Shawn Williams	26	70	2.7
Isaac Fleming	29	44	1.5
DeShaun Wade	22	10	0.5
Tyler Foster	30	8	0.3
Isaac Fleming	31	7	0.2

FT Percentage	FT	ATT	Pct
Shawn Williams	43	49	.878
Jayden Gardner	171	228	.750
Seth LeDay	79	118	.669
K.J. Davis	19	29	.655
Isaac Fleming	53	91	.582

Free Throw Attempts	G	Att	Att/G
Jayden Gardner	31	228	7.4
Seth LeDay	29	118	4.1
Isaac Fleming	31	91	2.9
Shawn Williams	26	49	1.9
Tyler Foster	30	42	1.4

Free Throws Made	G	Made	Made/G
Jayden Gardner	31	171	5.5
Seth LeDay	29	79	2.7
Isaac Fleming	31	53	1.7
Shawn Williams	26	43	1.7
Tyler Foster	30	24	0.8

Rebounds	G	Reb	Reb/G
Jayden Gardner	31	262	8.5
Seth LeDay	29	169	5.8
Isaac Fleming	31	119	3.8
K.J. Davis	29	119	4.1
Dimitrije Spasojevic	31	60	1.9

Rebound Average	G	Reb	Avg/G
Jayden Gardner	31	262	8.5
Seth LeDay	29	169	5.8
K.J. Davis	29	119	4.1
Isaac Fleming	31	119	3.8
Rico Quinton	7	15	2.1

Assists	G	No.	A/G
Isaac Fleming	31	125	4.0
Seth LeDay	29	44	1.5
Shawn Williams	26	43	1.7
Jayden Gardner	31	39	1.3
K.J. Davis	29	30	1.0

Steals	G	No.	S/G
Isaac Fleming	31	47	1.5
Seth LeDay	29	42	1.4
Tyler Foster	30	27	0.9
K.J. Davis	29	26	0.9
Jayden Gardner	31	24	0.8

Offensive Rebounds	G	No.	Avg/G
Jayden Gardner	31	93	3.0
Seth LeDay	29	63	2.2
Isaac Fleming	31	34	1.1
K.J. Davis	29	20	0.7
Dimitrije Spasojevic	31	18	0.6

Defensive Rebounds	G	No.	Avg/G
Jayden Gardner	31	169	5.5
Seth LeDay	29	106	3.7
K.J. Davis	29	99	3.4
Isaac Fleming	31	85	2.7
Dimitrije Spasojevic	31	42	1.4

Blocked Shots	G	No.	Blk/G
K.J. Davis	29	28	1.0
Seth LeDay	29	24	0.8
Dimitrije Spasojevic	31	17	0.5
Jayden Gardner	31	14	0.5
Rico Quinton	7	6	0.9

Minutes	G	No.	Min/G
Jayden Gardner	31	947	30.5
Shawn Williams	26	899	34.6
Isaac Fleming	31	845	27.3
K.J. Davis	29	787	27.1
Seth LeDay	29	723	24.9

RECORDS

ECU



Team Single Game Records

ALL CAPS - home game; at - away; vs. - neutral site

■ MOST POINTS

Rk.	Pts	Opponent	Date
1.	126	ATLANTIC CHRISTIAN	12/07/68
2.	121	MERCER	12/21/74
3.	120	HIGH POINT	1957-58
4.	119	BAPTIST COLLEGE	12/07/70
5.	115	RICHMOND	12/29, 1970

■ MOST POINTS IN HALF

Rk.	Pts	Opponent (Half)	Date
1.	64	ST. ANDREWS (1st)	12/04/12
	64	Atlantic Christian (2nd)	12/07/68
3.	63	EDINBORO STATE (1st)	11/29/86
	63	CHARLESTON SOUTHERN (2nd)	12/07/70
	63	WESTERN CAROLINA (1st)	12/01/69

■ MOST FIELD GOALS

Rk.	FGs	Opponent	Date
1.	51	at Davidson	01/20/75
2.	50	MERCER	12/21/74
3.	47	THE CITADEL	01/04/75
4.	46	USC AIKEN	02/10/79
5.	45	CHRISTOPHER NEWPORT	12/08/84
	45	BAPTIST COLLEGE	12/07/70

■ FIELD GOAL ATTEMPTS

Rk.	FGs	Opponent	Date
1.	101	BUFFALO STATE	02/06/74
2.	99	at Maryland	12/07/77
3.	93	BAPTIST COLLEGE	12/07/70
4.	92	at Maryland	11/29/75
5.	91	MERCER	12/21/74

■ HIGHEST FIELD GOAL PERCENTAGE

Rk.	Pct (FG-A)	Opponent	Date
1.	.743 (26-35)	vs. Campbell	01/10/83
2.	.705 (43-61)	DAVIDSON	12/08/73
3.	.704 (38-54)	UMBC	12/27/88
4.	.700 (42-60)	at St. Peter's	01/08/75
5.	.691 (38-55)	DELAWARE STATE	02/11/80

■ HIGHEST FIELD GOAL PERCENTAGE (Half)

Rk.	Pct (FG-A)	Opponent	Date
1.	82.8 (24-29)	DAVIDSON	12/08/73
2.	80.8 (21-26)	UMBC	12/27/88
3.	80.0 (16-20)	vs. Campbell	02/16/89
4.	78.7 (26-33)	EDINBORO STATE	11/29/86
5.	78.3 (18-23)	BOSTON U.	01/03/85

■ MOST THREE-POINT FIELD GOALS

Rk.	3FGs	Opponent	Date
1.	18	ST. ANDREWS	12/04/12
2.	17	vs. Northwestern	11/15/01
3.	16	S.C. STATE	12/22/15
4.	15	Seven times	
		last time: vs. SMU	03/ 13/15

■ MOST THREE-POINT FIELD GOAL ATTEMPTS

Rk.	3FGAs	Opponent	Date
1.	40	HOUSTON	03/ 1/08
2.	38	HOUSTON	01/30/16
3.	37	at James Madison	12/20/15
	37	SOUTHERN MISS	02/16/13
	37	at UNC Wilmington	12/03/08
	37	WEST VIRGINIA	12/20/99

■ HIGHEST THREE-POINT PERCENTAGE (min. 5 attempts)

Rk.	Pct (FG-A)	Opponent	Date
1.	.800 (4-5)	UNC GREENSBORO	11/29/89
	.800 (4-5)	NORTHEASTERN	12/08/86
3.	.714 (10-14)	at Navy	02/03/90
	.714 (5-7)	at Radford	12/19/87
5.	.700 (7-10)	at American	01/18/92

■ HIGHEST THREE-POINT PERCENTAGE (min. 10 attempts)

Rk.	Pct (FG-A)	Opponent	Date
1.	.714 (10-14)	at Navy	02/03/90
2.	.700 (7-10)	at American	01/18/92
3.	.636 (7-11)	CHARLOTTE	11/16/15
	.636 (7-11)	at Appalachian State	11/26/96
	.636 (7-11)	at Toledo	12/19/92
	.636 (7-11)	vs. Miami (Ohio)	12/29/87

■ MOST FREE THROWS

Rk.	Fts	Opponent	Date
1.	38	FURMAN	02/10/75
	38	ATLANTIC CHRISTIAN	12/06/69
3.	36	N.C. WESLEYAN	11/14/14
4.	35	UNC WILMINGTON	12/16/15
	35	VMI	12/19/13
	35	UTEP	02/23/11

■ MOST FREE THROW ATTEMPTS

Rk.	FTA	Opponent	Date
1.	56	ATLANTIC CHRISTIAN	12/06/69
2.	51	UNC WILMINGTON	12/16/15
3.	50	N.C. A&T	12/10/03
	50	Alderson-Broadbudds	12/05/77
5.	48	vs. UAB	03/10/11
	48	LOUISVILLE	01/16/02

■ HIGHEST FREE THROW PERCENTAGE (min. 10 attempts)

Rk.	Pct (FT-A)	Opponent	Date
1.	1.000 (14-14)	MARSHALL	02/18/06
	1.000 (14-14)	at Iona	01/02/79
	1.000 (12-12)	at James Madison	01/26/87
4.	.952 (20-21)	UTEP	01/26/13
5.	.950 (19-20)	at Duke	11/19/13

■ MOST REBOUNDS

Rk.	Rebs	Opponent	Date
1.	71	USF (2ot)	01/25/03
2.	68	MERCER	12/21/74
3.	65	BELMONT ABBEY	02/03/71
4.	64	WILLIAM & MARY	02/09/74
	64	at VMI	01/29/72
	64	BAPTIST COLLEGE	12/07/70

■ HIGHEST REBOUNDING MARGIN

Rk.	Margin	Opponent	Date
1.	+37 (64-27)	CHARLESTON SOUTHERN	12/07/70
2.	+35 (65-30)	BELMONT ABBEY	02/03/71
3.	+31 (53-22)	UNC PEMBROKE	11/25/03
	+31 (57-26)	at Baptist College	01/10/80
5.	+30 (56-26)	CAMPBELL	11/22/03
	+30 (52-22)	at Furman	01/16/71

■ MOST ASSISTS

Rk.	Ast	Opponent	Date
1.	38	MERCER	12/21/74
2.	35	DAVIDSON	12/08/73
3.	34	RICHMOND	02/19/75
4.	33	BAPTIST COLLEGE	12/07/70
5.	32	at Davidson	01/20/75

■ MOST TURNOVERS

Rk.	TO	Opponent	Date
1.	38	at Marshall	12/29/73
2.	37	at Davidson	12/05/72
3.	36	at N.C. State	11/30/74
4.	35	vs. Tennessee	11/20/09
5.	34	at Furman	02/05/72
	34	at West Virginia	12/01/71

■ MOST BLOCKS

Rk.	Blks	Opponent	Date
1.	13	AMERICAN	01/31/87
2.	11	CAMPBELL	12/18/95
3.	10	at Radford	12/03/02
	10	LEES-MCRAE	01/02/02
	10	RADFORD (ot)	12/22/01
	10	at VCU	12/03/83

■ MOST STEALS

Rk.	Stl	Opponent	Date
1.	18	MARSHALL	02/12/11
2.	17	N.C. WESLEYAN	11/14/14
3.	16	WILLIAM & MARY	02/18/95
	16	LONGWOOD	01/07/87
	16	vs. Campbell	01/20/82

■ MOST TURNOVERS FORCED

Rk.	TF	Opponent	Date
1.	36	at Duke	12/04/74
2.	34	GEORGIA SOUTHERN	01/02/91
	34	BERRY	12/08/80
4.	33	GEORGIA STATE	12/17/74
5.	32	LONGWOOD	11/28/87

■ PERSONAL FOULS

Rk.	PF	Opponent	Date
1.	36	CHARLOTTE (<i>ot</i>)	02/07/04
2.	35	at UTEP	02/23/08
	35	at Navy	02/20/82
	35	BAPTIST COLLEGE	12/07/70
5.	33	at Memphis	02/02/05

■ FEWEST POINTS

Rk.	Pts	Opponent	Date
1.	12	High Point	1934-35
2.	16	Campbell	1931-32
3.	16	Louisburg JC	1931-32
4.	17	Atlantic Christian	1931-32
5.	19	N.C State Freshman	1932-33

■ FEWEST POINTS

(*shot clock era 1985-86*)

Rk.	Pts	Opponent	Date
1.	35	COLLEGE OF CHARLESTON	12/15/16
2.	36	at Wisconsin - Green Bay	12/08/98
3.	38	at SW Missouri State	01/04/95
4.	39	UCF	12/31/18
5.	40	at Clemson	12/29/04

■ FEWEST POINTS IN HALF

Rk.	Pts	Opponent (Half)	Date
1.	12	at UAB (<i>1st</i>)	03/ 5/11
2.	13	at Houston (<i>1st</i>)	02/25/18
13		COLLEGE OF CHARLESTON (<i>1st</i>)	12/15/16
13		at American (<i>2nd</i>)	01/13/90
13		JAMES MADISON (<i>2nd</i>)	01/08/93
13		vs. West Virginia (<i>1st</i>)	03/ 2/67

■ FEWEST FIELD GOALS

Rk.	FG	Opponent	Date
1.	11	COLLEGE OF CHARLESTON	12/15/16
2.	12	at SMU	02/02/11
	12	at Marshall	02/06/10
	12	at Clemson	12/29/04
	12	at Louisville	02/19/02

■ FEWEST FIELD GOAL ATTEMPTS

Rk.	FGA	Opponent	Date
1.	29	CAMPBELL	11/25/85
2.	31	JAMES MADISON	01/08/83
3.	33	vs. Richmond	03/ 4/82
4.	34	FRANCIS MARION	01/19/84
5.	35	at Campbell	01/10/83

■ LOWEST FIELD GOAL PERCENTAGE

Rk.	Pct (FG-A)	Opponent	Date
1.	.211 (12-57)	at Clemson	12/29/04
2.	.246 (14-57)	vs. Wake Forest	11/15/09
3.	.250 (12-48)	at Marshall	02/06/10
4.	.255 (12-47)	at SMU	02/02/11
5.	.259 (15-58)	at Louisville	01/19/05

■ FEWEST FREE THROWS MADE

Rk.	FTM	Opponent	Date
1.	0	Five times	
		last: at William & Mary	01/14/84

■ FEWEST FREE THROW ATTEMPTS

Rk.	FTA	Opponent	Date
1.	0	at William & Mary	01/14/84
	0	APPALACHIAN STATE	02/28/76
3.	1	at William & Mary	12/02/78
4.	2	at UConn	02/04/15
	2	ROBERT MORRIS	11/22/00

■ FEWEST REBOUNDS

Rk.	Rebs	Opponent	Date
1.	14	at Marshall	01/10/09
2.	17	at Houston	02/25/18
	17	at SMU	02/21/16
	17	UTEP	02/06/14
5.	18	at UNC Wilmington	01/28/89


■ FEWEST TURNOVERS

Rk.	TO	Opponent	Date
1.	3	at The Citadel	02/13/71
2.	4	UTEP	02/06/14
	4	USF (<i>2ot</i>)	01/25/03
	4	AMERICAN	01/16/93
5.	5	UNC WILMINGTON	12/01/13
	5	at George Mason	01/06/96
	5	UNC WILMINGTON	01/25/84

■ FEWEST PERSONAL FOULS

Rk.	PF	Opponent	Date
1.	8	MOUNT MT. MARY'S	01/04/00
2.	9	Eight times	

Erin Straughn collected five steals to help the Pirates set a program record with 18 against Marshall (2/12/11).



Team Season Records

Games		
1.	35	2012-13
2.	34	2013-14
	34	2010-11
4.	33	2016-17
	33	2014-15

Most Wins		
1.	23	2012-13
	23	1953-54
3.	19	1974-75
4.	18	2010-11
	18	1994-95
	18	1955-56
	18	1952-53

Most Losses		
1.	24	2006-07
	24	1983-84
3.	21	2009-10
	21	1984-85
5.	20	2017-18
	20	2015-16
	20	2005-06
	20	1987-88

Most Points Scored		
1.	2,679	2012-13
2.	2,477	2013-14
3.	2,346	1974-75
4.	2,319	2010-11
5.	2,187	1971-72

Highest Scoring Average		
1.	83.8	1974-75
2.	81.7	1969-70
3.	81.1	1977-78
4.	79.9	1968-69
5.	78.1	1960-61

Fewest Points Allowed		
1.	1,415	1962-63
2.	1,646	1964-65
3.	1,720	1998-99
4.	1,757	2002-03
5.	1,786	2003-04

Fewest Points Allowed Per Game		
1.	63.6	1982-83
2.	63.7	1998-99
3.	64.6	1962-63
4.	64.9	1983-84
5.	65.1	2016-17
	65.1	2011-12
	65.1	2002-03

Most Field Goals Made		
1.	978	1974-75
2.	922	2012-13
3.	839	1978-79
4.	844	1977-78
5.	839	1978-79

Most Field Goals Attempted		
1.	2,039	2012-13
2.	1,985	1974-75
3.	1,863	1976-77
4.	1,833	2013-14
5.	1,826	1971-72

Best Field Goal Percentage		
1.	.496 (835-1,682)	1979-80
2.	.493 (978-1,985)	1974-75
3.	.486 (764-1,572)	1988-89
4.	.484 (844-1,743)	1977-78
5.	.483 (839-1,737)	1978-79
	.483 (749-1,552)	1986-87

Fewest Field Goals Allowed		
1.	528	1962-63
2.	593	1996-97
3.	601	2003-04
4.	614	1999-00
5.	623	1964-65

Field Goal Percent Defense		
1.	.392 (771-1968)	2016-17
2.	.394 (601-1526)	2003-04
3.	.405 (686-1692)	1970-71
4.	.407 (627-1542)	2002-03
5.	.409 (593-1450)	1996-97



The 2002-03 squad ranks among the top-5 in program history for fewest points allowed overall and per game.

Most Three-Point FGs Made		
1.	289	2013-14
2.	274	2012-13
3.	261	2008-09
4.	258	2010-11
5.	236	2011-12

Most Three-Point Attempts		
1.	786	2013-14
2.	784	2012-13
3.	720	2010-11
4.	689	2008-09
5.	684	2015-16

Best Three-Point FG Pct.		
1.	.390 (147-377)	1989-90
2.	.384 (232-604)	2007-08
3.	.381 (155-407)	1990-91
4.	.379 (261-689)	2008-09
5.	.376 (184-489)	1991-92

Three-Point FGs Per Game		
1.	8.7	2008-09
2.	8.5	2013-14
3.	8.1	2000-01
4.	7.8	2012-13
5.	7.7	2007-08

Most Free Throws Made		
1.	614	1968-69
2.	591	2010-11
3.	570	2013-14
4.	561	2012-13
5.	531	1971-72

Most Free Throws Attempted		
1.	854	2010-11
2.	845	1968-69
3.	812	1971-72
4.	801	1969-70
5.	799	2013-14

Best Free Throw Percentage		
1.	.755 (344-456)	1962-63
2.	.750 (424-565)	1966-67
3.	.736 (391-531)	1988-89
4.	.733 (398-543)	1961-62
5.	.732 (443-605)	2008-09

Most Rebounds		
1.	1,433	1971-72
2.	1,388	1969-70
3.	1,300	1970-71
4.	1,256	2012-13
5.	1,250	2016-17

Best Rebound Average		
1.	53.4	1969-70
2.	52.0	1970-71
3.	49.4	1971-72
4.	44.6	1974-75
5.	44.5	1972-73

Rebound Margin		
1.	+11.3 (53.4/42.1)	1969-70
2.	+8.2 (52.0/43.8)	1970-71
3.	+7.7 (38.5/30.8)	1996-97
4.	+7.3 (49.4/42.1)	1971-72
5.	+6.6 (39.2/32.6)	1999-00

Most Assists		
1.	603	2012-13
2.	486	2015-16
3.	458	2013-14
4.	457	1994-95
5.	452	2011-12

Highest Assists Per Game Average		
1.	17.2	2012-13
2.	15.9	1974-75
3.	15.8	1994-95
4.	15.5	1988-89
5.	15.2	2015-16
	15.2	1993-94

Most Turnovers		
1.	535	1974-75
2.	518	2009-10
3.	492	1989-90
4.	478	2010-11
5.	476	1987-88

Fewest Turnovers		
1.	347	2002-03
2.	367	2008-09
	367	1993-94
4.	374	1997-98
5.	379	2014-15

Fewest Turnovers Per Game		
1.	11.5	2014-15
2.	11.7	2013-14
3.	12.2	2008-09
4.	12.7	2012-13
5.	12.9	2002-03
	12.9	1989-90

Most Steals		
1.	279	2012-13
2.	241	2011-12
3.	233	1990-91
4.	223	1993-94
5.	221	2010-11

Highest Steals Per Game Average		
1.	8.3	1993-94
	8.3	1990-91
3.	8.0	2012-13
4.	7.8	2011-12
5.	7.3	1992-93

Most Blocked Shots		
1.	171	2016-17
2.	156	2012-13
3.	138	2001-02
4.	131	2011-12
5.	125	2003-04

Highest Blocks Per Game Average		
1.	5.2	2016-17
2.	4.6	2003-04
	4.6	2001-02
4.	4.5	2012-13
5.	4.2	2011-12

Most Personal Fouls		
1.	666	2010-11
2.	641	1983-84
3.	618	2012-13
4.	603	2007-08
5.	594	1981-82

Fewest Personal Fouls		
1.	363	1962-63
2.	410	1963-64
3.	471	1998-99
4.	490	1966-67
5.	493	1990-91
	493	1965-66

Scoring

Career

POINTS SCORED

No.	Player	Years	G	Pts.
1.	Bobby Hodges	1951-54	N/A	2,018
2.	Lester Lyons	1990-94	112	1,825
3.	Sonny Russell	1950-53	N/A	1,653
4.	Caleb White	2013-17	129	1,578
5.	B.J. Tyson	2014-18	120	1,570
6.	Darius Morrow	2008-12	123	1,506
7.	Anton Gill	1991-95	112	1,485
8.	Bill Otte	1961-64	87	1,368
9.	Brock Young	2007-11	121	1,232
10.	Curt Vanderhorst	1982-86	108	1,199
11.	Oliver Mack	1977-79	52	1,196
12.	Jim Gregory	1968-71	77	1,193
13.	Jerry Woodside	1964-66	68	1,189
14.	Blue Edwards	1986-87, '88-89	57	1,177
15.	Jim Modlin	1967-70	79	1,174

SCORING AVERAGE

No.	Player	Years	G	Pts.	Avg.
1.	Oliver Mack	1977-79	52	1,196	23.0
2.	Blue Edwards	1986-87, '88-89	57	1,177	20.7
3.	Jerry Woodside	1963-66	68	1,189	17.5
4.	Marchel Henry	1984-86	55	954	17.3
5.	Lester Lyons	1990-94	112	1,825	16.3
6.	Bill Otte	1961-64	87	1,368	15.7
7.	Jim Gregory	1968-71	77	1,193	15.5
8.	Maurice Kemp	2011-13	65	974	15.0
9.	Jim Modlin	1967-70	79	1,174	14.9
10.	Akeem Richmond	2012-14	69	994	14.4
11.	Tom Miller	1967-70	77	1,048	13.6
12.	Anton Gil	1991-95	112	1,485	13.2
13.	B.J. Tyson	2014-18	120	1,570	13.1
14.	Gabriel Mikulas	2000-04	84	1,086	12.9
15.	Lacy West	1960-63	90	1,111	12.3

Season

POINTS SCORED


No.	Player	Year	G	Avg.	Pts.
1.	Blue Edwards	1988-89	29	26.7	773
2.	Oliver Mack	1977-78	25	27.9	699
3.	Maurice Kemp	2012-13	35	18.9	660
4.	Akeem Richmond	2013-14	34	18.0	612
5.	Johnny Edwards	1982-83	29	18.6	539
6.	Marchell Henry	1986-87	28	19.1	534
7.	Jontae Sherrod	2010-11	34	15.6	529
8.	Jayden Gardner	2018-19	31	16.3	505
9.	Gus Hill	1987-88	26	19.3	503
10.	Oliver Mack	1978-79	27	18.3	495
11.	Lester Lyons	1990-91	28	17.6	494
12.	Anton Gil	1994-95	29	16.8	486
13.	George Maynor	1978-79	27	17.0	459
14.	Charles Alford	1965-66	26	17.4	452
	Raphael Edwards	1997-98	27	16.7	452

SCORING AVERAGE

No.	Player	Opponent	G	Pts.	Avg.
1.	Oliver Mack	1977-78	25	699	27.9
2.	Blue Edwards	1988-89	29	773	26.7
3.	Jerry Woodside	1964-65	22	430	19.6
4.	Gus Hill	1987-88	26	503	19.3
5.	Marchell Henry	1986-87	28	534	19.1
6.	Maurice Kemp	2012-13	35	660	18.9
7.	Bill Otte	1962-63	22	411	18.7
8.	Johnny Edwards	1982-83	29	539	18.6
9.	Jim Modlin	1969-70	26	480	18.5
10.	Jerry Woodside	1965-66	22	404	18.4

Game

See Page 109



Anton Gill was the last ECU player to score 40 points in a game (vs. William Mary, Jan. 9, 1994)

Single-Game Scoring

Pts.	Name & Opponent	Date
47	Oliver Mack vs. USC-Aiken	02/11/78
43	Gus Hill vs. Navy	02/13/88
42	Jim Modlin vs. Western Carolina	12/01/69
41	Oliver Mack vs. UT-Chattanooga	01/23/78
40	Anton Gil vs. William & Mary	01/09/94
39	Oliver Mack vs. Boston College	12/10/77
38	Blue Edwards vs. UMBC	12/27/88
38	Oliver Mack vs. Maryland	12/07/77
37	Akeem Richmond vs. Campbell	01/02/14
37	Akeem Richmond vs. Fayetteville State	12/03/13
36	Akeem Richmond vs. UTSA	03/11/14
36	Blue Edwards vs. UNC Wilmington	01/28/89
36	Oliver Mack vs. Alderson-Broaddus	12/05/77
36	Jim Gregory vs. Southern Miss	02/08/71
36	Steve Richardson vs. Navy	02/03/90
35	Jayden Gardner at UCF	01/13/19
35	Corey Rouse vs. N.C. A&T	11/18/05
35	Marchell Henry vs. Southern Illinois	12/12/86
35	Jerry Woodside vs. UT-Chattanooga	12/21/65



Sam Hinnat dropped 30 points on NC State in ECU's 2007 victory over the Wolfpack.

Pts.	Name & Opponent	Date
34	Blue Edwards vs. George Mason	03/05/89
34	Oliver Mack vs. Georgia Southern	02/20/78
34	Oliver Mack vs. UNC Wilmington	02/09/78
34	Oliver Mack vs. La Salle	12/09/77
34	Gerald Smith vs. Old Dominion	01/14/67
34	Charles Alford vs. George Washington	02/12/66
34	Blue Edwards vs. N.C. Wesleyan	11/26/88
33	Maurice Kemp at Rice	02/02/13
33	Darrius Morrow vs. Marshall	01/22/11
33	Lester Lyons vs. Old Dominion	01/25/92
33	Oliver Mack vs. Mercer	02/25/78
33	Oliver Mack vs. Richmond	02/22/78
33	Don Smith vs. Lenoir-Rhyne	12/09/60
33	Lacy West vs. Elon	01/04/63
32	Blue Edwards vs. William & Mary	02/01/89
32	Blue Edwards vs. American	02/18/89
32	Oliver Mack vs. Virginia Tech	03/01/78
32	Oliver Mack vs. Old Dominion	02/14/78
32	Nicky White vs. Davidson	12/08/73
32	Steve Richardson vs. James Madison	01/12/91
32	Jim Gregory vs. Richmond	02/06/71
32	Jim Gregory vs. East Tennessee State	12/12/70
32	Tom Miller vs. N.C. State	01/15/70
32	Lacy West vs. Atlantic Christian	02/02/63
32	Gus Hill vs. Virginia Commonwealth	12/10/87
31	Akeem Richmond vs. UTSA	02/08/14
31	Darrell Jenkins vs. Houston	02/10/07
31	Blue Edwards vs. Campbell	02/16/89
31	Blue Edwards vs. William & Mary	01/07/89
31	Blue Edwards vs. South Carolina	12/07/88
31	Oliver Mack vs. Manhattan	12/29/78
31	Herb Krusen vs. UNC Asheville	01/21/78
31	Dave Franklin vs. Southern Miss	02/08/71
31	Jim Gregory vs. Jacksonville	02/05/70
31	Jim Modlin vs. Furman	01/06/70
31	Charles Alford vs. Atlantic Christian	02/07/66
31	Charles Alford vs. UT-Chattanooga	12/21/65
31	Reed Lose vs. Miami (Ohio)	12/29/87
30	Jayden Gardner at UNCW	11/27/18
30	Jayden Gardner vs. Lamar	11/11/18
30	Shawn Williams vs. Memphis	02/03/18
30	B.J. Tyson vs. UNCW	11/30/17
30	Maurice Kemp vs. Houston	01/16/13
30	Brock Young vs. Tulsa	02/27/10
30	Darrell Jenkins vs. Tulane	03/08/08
30	Sam Hinnant vs. Houston	03/01/08
30	Sam Hinnant vs. N.C. State	12/08/07
30	Garrett Blackwelder vs. George Mason	01/17/00
30	Reed Lose vs. TCU	12/30/89
30	Blue Edwards vs. James Madison	02/11/89
30	Blue Edwards vs. Campbell	12/03/88
30	Curt Vanderhorst vs. Richmond	02/16/85
30	George Maynor vs. Wisconsin-Milwaukee	03/01/80
30	Donnie Owens vs. Davidson	01/20/75
30	Dan Pasquariello vs. Richmond	01/11/67
30	Dan Pasquariello vs. VMI	01/07/67
30	Bill Otte vs. Atlantic Christian	01/20/64
30	Charlie Lewis vs. Catawba	02/07/62
30	Bill Otte vs. Atlantic Christian	02/03/62
30	Charlie Lewis vs. Lenoir-Rhyne	12/08/61

Miscellaneous Scoring

■ 40-POINT GAMES/CAREER

Player	Years	No.
Oliver Mack	1978-79	2
Anton Gill	1992-95	1
Gus Hill	1988-90	1
Jim Modlin	1969-70	1

■ 30-POINT GAMES/CAREER

Player	Years	No.
Oliver Mack	1978-79	13
Blue Edwards	1987,+89	11
Akeem Richmond	2013-14	4
Jim Gregory	1969-71	4
Charles Alford	1966-68	3
Jayden Gardner	2018-pr.	3
Jim Moldin	1969-70	3
Gus Hill	1988-90	2
Sam Hinnant	2006-09	2
Darrell Jenkins	2007-08	2
Maurice Kemp	2012-13	2
Charlie Leiws	1961-62	2
Reed Lose	1987-90	2
Bill Otte	1962-64	2
Dan Pasquariello	1966-67	2
Steve Richardson	1989-92	2
Lacy West	1961-63	2

■ 30-POINT GAMES/SEASON

Player	Year	No.
Oliver Mack	1977-78	12
Blue Edwards	1988-89	11
Akeem Richmond	2013-14	4
Jayden Gardner	2018-19	3
Jim Gregory	1970-71	3
Gus Hill	1987-88	2
Sam Hinnant	2007-08	2
Maurice Kemp	2012-13	2
Charlie Leiws	1961-62	2
Dan Pasquariello	1966-67	2
Lacy West	1962-63	2

■ POINTS SCORED IN A HALF

No.	Player	Year	Date	Pts.
1.	Oliver Mack	USC-Aiken	02/11/78	27 (1st)
2.	Oliver Mack	Chattanooga	01/23/78	26 (2nd)
3.	Lester Lyons	Old Dominion	01/25/92	25 (2nd)
	Gus Hill	Navy	02/13/88	25 (2nd)
5.	Akeem Richmond	Campbell	01/02/14	24 (2nd)
	Courtney Captain	UTEP	02/24/07	24 (1st)
	Oliver Mack	Old Dominion	02/14/78	24 (2nd)
7.	Kentrell Barkley	SMU	03/10/17	22 (2nd)
	Curt Vanderhorst	James Madison	03/03/84	22 (2nd)
	Oliver Mack	Boston College	12/10/77	22 (1st)
	Oliver Mack	Maryland	12/07/77	22 (2nd)
	Oliver Mack	Alderson-Broaddus	12/05/77	22 (1st)

■ MOST POINTS IN A GAME BY CLASS

Freshman - 36, Steve Richardson vs. Navy (02/03/90)

Sophomore - 43, Gus Hill vs. Navy (02/13/88)

Junior - 40, Anton Gill vs. William & Mary (01/19/94)

Senior - 47, Oliver Mack vs. USC-Aiken (02/11/78)

■ MOST POINTS BY SITE

Most Points In A Home Game - 47

Oliver Mack vs. USC-Aiken (02/11/78)

Most Points On An Opponent's Court - 43

Gus Hill vs. Navy (02/13/88)

Most Points On A Neutral Court - 39

Oliver Mack vs. Boston College (12/10/77)*

* Charlotte Coliseum (Charlotte, N.C.)

■ MOST POINTS IN A FRESHMAN DEBUT *(since 1986)*

1.	22	B.J. Tyson vs. N.C. Wesleyan	(11/14/14)
2.	19	Sam Hinnant vs. N.C. A&T	(11/18/05)
3.	18	Lester Lyons vs. N.C. Wesleyan	(11/24/90)
4.	16	Erroyl Bing vs. Arkansas State	(11/17/00)

■ MOST POINTS IN AN ECU DEBUT *(SINCE 1986)*

1.	23	Jonathan Moore vs. Rutgers	(11/14/01)
2.	22	B.J. Tyson vs. N.C. Wesleyan	(11/14/14)
	22	Darrell Jenkins vs. Morgan State	(11/11/06)
	22	Raphael Edwards vs. Fairfield	(11/23/96)
5.	19	Miguel Paul vs. Milligan	(11/11/11)
	19	Sam Hinnant vs. N.C. A&T	(11/18/05)
	19	Gus Hill vs. Longwood	(11/28/87)

■ FOUR PLAYERS TO SCORE 20 POINTS/GAME

Bobby Kinnard (26), Jim Cox (22), Jerry Woodside (21), Charles Alford (20)

vs. *Lenoir-Rhyne* (12/03/65)

■ THREE PLAYERS TO SCORE 20 POINTS/GAME

Fred Primus (28), Erroyl Bing (27), Gabriel Mikulas (25)

vs. *UNCG* (12/28/00)

Leon Bass (23), Blue Edwards (23), Keith Sledge(22)

vs. *Campbell* (12/17/86)

Oliver Mack (34), Herb Gray (26), Greg Cornelius (20)

vs. *UNC Wilmington* (02/09/78)

Jim Modlin (26), Tom Miller (25), Jim Gregory (22)

vs. *William & Mary* (02/08/70)

Jim Gregory (27), Jim Modlin (26), Tom Miller (21)

vs. *The Citadel* (02/14/70)

Jim Gregory (27), Jim Fairley (25), Tom Miller (22)

vs. *William & Mary* (02/07/70)

Jim Gregory (31), Jim Fairley (24), Jim Modlin (22)

vs. *Jacksonville* (02/05/70)

Jim Gregory (28), Jim Fairley (27), Jim Modlin (20)

vs. *Richmond* (01/29/70)

Jim Modlin (29), Jim Fairley (26), Jim Gregory (25)

vs. *Atlantic Christian* (12/06/69)

Earl Thompson (40), Richard Keir (23), Tom Miller (21)

vs. *Atlantic Christian* (12/07/68)

Earl Thompson (27), Vince Colbert (22), Jim Modlin (21)

vs. *The Citadel* (02/19/68)

Tom Miller (23), Vince Colbert (22), Jim Modlin (22)

vs. *Florida State* (02/03/68)

Vince Colbert (23), G. Smith (21), Jim Cox (20)

vs. *The Citadel* (02/08/67)

■ TWO PLAYERS TO SCORE 30 POINTS/GAME

Jim Gregory (36), Dave Franklin (31)

vs. *Southern Miss* (02/8/71)

Charles Alford (31), Bob Kinnard (31)

vs. *Atlantic Christian* (Feb. 7, 1966)

Rebounding

Career

REBOUNDS

No.	Player	Years	G	Reb.
1.	Bill Otte	1960-64	87	969
2.	Erroyl Bing	2000-04	112	939
3.	Larry Hunt	1973-77	107	906
4.	Jim Gregory	1968-71	77	852
5.	Al Faber	1970-73	79	816
6.	Ike Copeland	1989-93	101	808
7.	Darius Morrow	2008-12	123	778
8.	Jim Fairley	1969-72	69	727
	Anton Gill	1991-95	112	727
10.	Corey Rouse	2002-06	95	712
11.	Lacy West	1960-63	91	656
12.	Greg Cornelius	1976-79	81	625
13.	Herb Gray	1976-80	88	615
14.	Kentrell Barkley	2015-18	87	613
15.	Moussa Badiane	2001-05	105	612
16.	Bobby Kinnard	1963-66	72	597
17.	Jim Modlin	1967-70	79	567
18.	Nicky White	1971-74	79	565
19.	Jerry Woodside	1963-66	68	542
20.	Dave Franklin	1971-73	79	524
21.	Tim Basham	1994-97	107	509
22.	Jamar Abrams	2008-11	124	507
23.	Gabriel Mikulas	2001-04	84	502

REBOUNDING AVERAGE

No.	Player	Years	G	Reb.	Avg.
1.	Bill Otte	1960-64	87	969	11.1
	Jim Gregory	1968-71	77	852	11.1
3.	Lawrence Clayton	1959-60	45	455	10.6
4.	Jim Fairley	1969-72	69	727	10.5
5.	Al Faber	1970-73	79	816	10.3
6.	Charles Alford	1966-68	51	457	9.0
	Don Smith	1959-61	42	376	9.0
8.	Jim Fairley	1969-72	85	727	8.6
9.	Erroyl Bing	2001-04	112	937	8.3
	Bobby Kinnard	1963-66	72	597	8.3
11.	Ike Copeland	1989-93	101	808	8.0
	Jerry Woodside	1963-66	68	542	8.0
13.	Greg Cornelius	1976-79	81	625	7.7
14.	Corey Rouse	2002-06	95	712	7.5
15.	Raphael Edwards	1995-97	54	400	7.4

Season

REBOUNDS

No.	Player	Years	G	Reb.
1.	Bill Otte	1961-62	26	332
2.	Jim Fairley	1969-70	26	314
3.	Al Faber	1970-71	25	304
4.	Robert Sampson	2012-13	35	303
5.	Corey Rouse	2005-06	28	301
6.	Al Faber	1971-72	28	297
7.	Jim Fairley	1971-72	29	292
8.	Larry Hunt	1974-75	28	284
9.	Larry Hunt	1976-77	28	282
	Ike Copeland	1992-93	30	282
11.	Jim Gregory	1970-71	24	277
12.	Jim Modlin	1969-70	26	273
13.	Bill Otte	1962-63	22	272
14.	Jayden Gardner	2018-19	31	262
15.	Erroyl Bing	2001-02	30	261
	Jim Gregory	1969-70	25	261

REBOUNDING AVERAGE

No.	Player	Years	G	Reb.	Avg.
1.	Bill Otte	1961-62	26	332	12.8
2.	Bill Otte	1962-63	22	272	12.3
3.	Al Faber	1970-71	25	304	12.2
4.	Jim Fairley	1969-70	26	314	12.1
5.	Jim Gregory	1970-71	24	277	11.5
6.	Corey Rouse	2005-06	28	301	10.8
7.	Al Faber	1971-72	28	297	10.6
8.	Jim Modlin	1969-70	26	273	10.5
9.	Jim Gregory	1969-70	25	261	10.4
10.	Corey Rouse	2004-05	28	285	10.2

Single-Game Rebounding

Reb.	Player	Opponent	Date
24	Erroyl Bing	USF (2ot)	01/25/03
24	Jim Fairley	Belmont Abbey	01/21/70
24	Bill Otte	Atlantic Christian	02/03/62
23	Jim Fairley	VMI	01/10/70
22	Al Faber	VMI	01/30/71
22	Al Faber	Belmont Abbey	02/03/71
21	Jim Gregory	Belmont Abbey	02/3,1971
21	Jim Gregory	St. Francis (Pa.)	01/27/71
21	Charles Alford	Atlantic Christian	02/04/66
21	Charles Alford	Atlantic Christian	02/07/65
20	Jayden Gardner	at UCF	01/13/19
20	Larry Hunt	Georgia Southern	12/16/76
20	Jim Gregory	The Citadel	02/18/69
20	Jim Modlin	Western Carolina	12/01/69
20	Bobby Kinnard	Frederick	02/17/65
19	Herb Gray	Milwaukee	02/29/80
19	Jim Fairley	West Virginia	12/01/71
19	Jim Gregory	Southern Miss	02/08/71
19	Jim Gregory	Richmond	01/14/69
18	Kentrell Barkley	Tulane	01/31/18
18	Robert Sampson	Appalachian State	11/20/12
18	Quincy Hall	James Madison	01/09/99
18	Herb Gray	Mercer	02/25/78
18	Larry Hunt	Old Dominion	01/07/76
18	Larry Hunt	William & Mary	03/03/75
18	Larry Hunt	Mercer	12/21/74
18	Nicky White	Ameican	01/04/74
18	Jim Gregory	East Tennessee State	12/12/70
18	Jim Fairley	Old Dominion	02/09/70
18	Bobby Kinnard	East Tennessee State	12/07/65
18	Bill Otte	The Citadel	12/08/62
17	Jayden Gardner	Prairie View A&M	11/21/18
17	Robert Sampson	Marshall	01/19/13
17	Corey Rouse	Houston	02/04/06
17	Corey Rouse	N.C. A&T	11/18/05
17	Erroyl Bing	Campbell	12/21/02
17	Gabriel Mikulas	Old Dominion	01/30/01
17	Jim Fairley	Old Dominion	02/17/72
17	Al Faber	Old Dominion	02/17/72
17	Jim Fairley	The Citadel	02/21/70
17	Jim Gregory	Old Dominion	02/09/70
17	Jim Gregory	Jacksonville	02/05/70
17	Jim Gregory	Georgia Southern	01/01/70
17	Jim Gregory	The Citadel	01/04/69
17	Charles Alford	St. Peter's	12/01/67
16	Jayden Gardner	at Tulsa	03/03/19
16	Kentrell Barkley	Temple	03/09/17
16	Andre Washington	Stetson	11/20/06
16	Robert Sampson	Georgia State	11/26/12
16	Moussa Badiane	Louisville	01/19/05
16	Moussa Badiane	South Florida	01/05/05
16	Ike Copeland	Southeastern Louisiana	12/18/93
16	Herb Gray	Alderson-Broadus	12/05/77
16	Larry Hunt	UNC Asheville	11/29/76
16	Larry Hunt	VMI	01/25/75

Reb.	Player	Opponent	Date
16	Larry Hunt	UNC Wilmington	12/14/74
16	Jim Fairley	William & Mary	02/19/72
16	Al Faber	Richmond	03/04/71
16	Jim Modlin	Western Carolina	02/14/70
16	Jim Fairley	Jacksonville	02/05/70
16	Jim Gregory	Richmond	01/29/70
16	Jim Fairley	George Washington	01/03/70
16	Jim Fairley	Atlantic Christian	12/06/69
16	Charles Alford	Furman	12/08/67
16	Bill Otte	Atlantic Christian	02/16/63
16	Bill Otte	High Point	12/28/62
15	Jayden Gardner	USF	01/26/19
15	Jayden Gardner	at UNCW	11/27/18
15	Michael Zangari	Louisiana Tech	02/20/14
15	Brandon Stith	Chowan	11/14/13
15	Maurice Kemp	Rider	03/23/13
15	Robert Sampson	Gardner-Webb	12/18/12
15	Darius Morrow	Jacksonville	03/15/11
15	Gabe Blair	Richmond	11/14/06
15	Corey Rouse	Saint Paul's	01/07/06
15	Corey Rouse	St. Andrews	01/03/05
15	Erroyl Bing	TCU	02/21/04
15	Erroyl Bing	TCU	03/02/02
15	Erroyl Bing	UNCG	12/05/01
15	Erroyl Bing	UCF	12/30/00
15	Von Bryant	Elon	11/25/95
15	Ike Copeland	Liberty	01/30/91
15	Johnny Edwards	Navy	01/29/83
15	Morris Hargrove	Charlotte	01/27/82
15	Morris Hargrove	Canisius	12/05/81
15	Greg Cornelius	Georgia Southern	01/25/78
15	Greg Cornelius	UNC Asheville	01/21/78
15	Larry Hunt	Davidson	01/29/77
15	Larry Hunt	Old Dominion	01/26/77
15	Larry Hunt	VMI	12/06/75
15	Larry Hunt	Davidson	01/20/75
15	Nicky White	Richmond	01/09/74
15	Jim Fairley	Richmond	01/06/72
15	Al Faber	Davidson	12/08/71
15	Jim Gregory	St. Peter's	02/01/71
15	Al Faber	Davidson	01/19/71
15	Jim Fairley	Furman	01/16/71
15	Al Faber	Furman	01/16/71
15	Jim Gregory	Marshall	01/02/71
15	Jim Modlin	Old Dominion	02/09/70
15	Jim Fairley	Richmond	01/29/70
15	Jim Gregory	VMI	01/10/70
15	Jim Fairley	Georgia Southern	01/01/70
15	Jim Gregory	Duke	12/15/69
15	Bill Otte	Erskine	12/31/62
15	Bill Otte	VMI	12/01/62

Offensive Rebounds

Career

No.	Player	Years	G	Reb.
1.	Erroyl Bing	2000-04	112	351
2.	Darius Morrow	2008-12	123	306
3.	Anton Gill	1991-95	112	270
4.	Ike Copeland	1989-93	101	268
5.	Corey Rouse	2002-06	95	258
6.	Moussa Badiane	2001-05	105	215
7.	Tim Basham	1993-97	107	174
8.	Robert Sampson	2010-13	96	171
9.	Gabriel Mikulas	2000-04	84	167
10.	Chuckie Robinson	1993-95	56	166
11.	Maurice Kemp	2011-13	65	161
12.	Kentrell Barkley	2015-18	87	156
13.	Jamar Abrams	2007-11	124	155
14.	Stanley Love	1987-91	103	154
15.	Curley Young	1991-94	84	149

Season

No.	Player	Years	G	Reb.
1.	Corey Rouse	2005-06	28	110
2.	Corey Rouse	2004-05	28	104
3.	Chuckie Robinson	1994-95	29	103
	Ike Copeland	1992-93	30	103
5.	Erroyl Bing	2002-03	27	100
6.	Erroyl Bing	2001-02	30	99
7.	Jayden Gardner	2018-19	31	93
8.	Robert Sampson	2012-13	33	92
	Darius Morrow	2008-09	30	92
10.	Maurice Kemp	2012-13	35	87
	Darius Morrow	2010-11	34	87
	Erroyl Bing	2003-04	27	87
13.	Brandan Stith	2013-14	33	86
14.	Andre Washington	2016-17	33	85
15.	Michael Zangari	2013-14	34	83

Game

Reb.	Player	Opponent	Date
12	Erroyl Bing	South Florida (2ot)	Jan. 25, 2003
9	Darius Morrow	VCU (ot)	Nov. 25, 2008
9	Erroyl Bing	Campbell	Dec. 21, 2002
9	Chuckie Robinson	Old Dominion	Feb. 20, 1995
9	Chuckie Robinson	Southwest Missouri St.	Jan. 4, 1995
9	Tim Brown	UMBC	Jan. 29, 1990
8	Jabari Craig	N.C. A&T	Nov. 14, 2016
8	Michael Zangari	Florida Atlantic	Jan. 16, 2014
8	Brandan Stith	Fayetteville State	Dec. 3, 2014
8	Robert Sampson	Marshall	Jan. 19, 2013
8	Daquan Joyner	Houston	Jan. 16, 2010
8	John Fields	Marshall	Feb. 21, 2007
8	Corey Rouse	UCF	March 8, 2006
8	Moussa Badiane	Tulane	March 5, 2005
8	Corey Rouse	DePaul	Jan. 22, 2005
8	Mike Castro	St. Andrews	Jan. 3, 2005
8	Erroyl Bing	Southern Miss	Feb. 8, 2003
8	Erroyl Bing	UCF	Nov. 24, 2001
8	Tim Brown	UMBC	Jan. 29, 1990

■ OFFENSIVE REBOUNDING AVERAGE

Career

No.	Player	Years	G	Reb.	Avg.
1.	Erroyl Bing	2000-04	112	351	3.13
2.	Chuckie Robinson	1993-95	56	166	2.97
3.	Corey Rouse	2002-06	95	258	2.72
4.	Ike Copeland	1989-93	101	268	2.65
5.	Raphael Edwards	1996-98	54	142	2.63
6.	Andre Washington	2016-17	33	85	2.58
	Dink Peters	1996-98	52	134	2.58
8.	Darius Morrow	2008-12	123	306	2.49
9.	Maurice Kemp	2011-13	65	161	2.48
10.	John Fields	2006-08	54	130	2.41
	Anton Gill	1991-95	112	270	2.41
12.	Gabe Blair	2006-08	59	121	2.05
	Moussa Badiane	2001-05	105	215	2.05
14.	Gabriel Mikulas	2000-04	84	167	1.99
15.	Derrick Wiley	2002-04	53	105	1.98

Season

No.	Player	Years	G	Reb.	Avg.
1.	Corey Rouse	2005-06	28	110	3.93
2.	Corey Rouse	2004-05	28	104	3.71
3.	Erroyl Bing	2002-03	27	100	3.70
4.	Chuckie Robinson	1994-95	29	103	3.56
5.	Ike Copeland	1992-93	30	103	3.43
6.	Erroyl Bing	2001-02	30	99	3.30
7.	Erroyl Bing	2003-04	27	87	3.22
8.	Darius Morrow	2008-09	30	92	3.17
9.	Raphael Edwards	1997-98	27	82	3.04
	Dink Peters	1997-98	25	76	3.04
11.	Jayden Gardner	2018-19	31	93	3.00
12.	Moussa Badiane	2004-05	27	77	2.85
13.	Robert Sampson	2012-13	33	92	2.79
14.	Darius Morrow	2009-10	28	78	2.79
15.	Anton Gill	1991-92	28	75	2.68

Double-Doubles

CAREER DOUBLE-DOUBLES

Player	Years	No.
Jim Gregory	1969-71	36
Larry Hunt	1974-77	34
Corey Rouse	2003-06	28
Al Faber	1971-73	25
Erroyl Bing	2001-04	24
Jim Fairley	1970-72	24
Kentrell Barkley	2015-pr.	19
Jim Modlin	1968-70	19
Maurice Kemp	2012-13	16
Bill Otte	1963-64	16
Darius Morrow	2009-pr.	15
Anton Gill	1992-95	15
Charles Alford	1966-68	15
Ike Copeland	1990-93	14
Moussa Badiane	2002-05	12
Raphael Edwards	1997-98	12
Johnny Edwards	1982-83	12
Nicky White	1972-74	12
Marchell Henry	1986-87	11
Robert Geter	1974-75	11
Jerry Woodside	1964-66	11
Jayden Gardner	2018-pr.	10
Miguel Paul	2012-13	10
Robert Sampson	2011-13	10
Bob Kinnard	1964-66	10

SEASON DOUBLE-DOUBLES

Player	Year	D-D
Corey Rouse	2005-06	17
Al Faber	1970-71	15
Jim Gregory	1970-71	15
Larry Hunt	1976-77	14
Bill Otte	1962-63	14
Jim Fairley	1969-70	13
Jim Modlin	1969-70	13
Johnny Edwards	1982-83	12
Jim Gregory	1969-70	12
Corey Rouse	2004-05	11
Larry Hunt	1974-75	11
Jayden Gardner	2018-19	10
Maurice Kemp	2012-13	10
Nicky White	1973-74	10

TRIPLE-DOUBLES

Player (Pts/Rebs/Ast)	Opponent, Date
Isaac Fleming (11/10/11)	Memphis, 02/03/18
Isaac Fleming (13/10/10)	UConn, 02/18/18

40 POINTS AND 20 REBOUNDS IN THE SAME GAME

Player (Pts/Rebs)	Opponent	Date
Jim Modlin (42/20)	W. Carolina,	12/01/69

30 POINTS AND 20 REBOUNDS IN THE SAME GAME

Player (Pts/Rebs)	Opponent, Date
Jayden Gardner (35/20)	at UCF, 01/13/19
Charles Alford (31/21)	Atlantic Christian, 02/07/66



Corey Rouse

30 POINTS AND 10 REBOUNDS IN THE SAME GAME

Player (Pts/Rebs)	Opponent, Date
Jayden Gardner (30/15)	at UNCW, 11/27/18
Jayden Gardner (30/10)	Lamar, 11/11/18
Corey Rouse (35/17)	N.C. A&T, 11/18/05
Reed Lose (31/12)	Miami (Ohio), 12/29/87
Earl Garner (31/11)	Davidson, 01/31/76
Dave Franklin (31/12)	Southern Miss, 02/08/71
Jim Gregory (36/19)	Southern Miss, 02/08/71
Jim Gregory (32/10)	Richmond, 02/06/71
Jim Gregory (32/18)	East Tennessee St., 12/12/70
Jim Gregory (31/17)	Jacksonville, 02/05/70
Charles Alford (30/17)	St. Peter's, 12/01/67
Gerald Smith (34/13)	Old Dominion, 01/14/67
Dan Pasquariello (30/13)	VMI, 01/07/67
Charles Alford (34/11)	G. Washington, 02/12/66
Bob Kinnard (31/13)	Atlantic Christian, 02/07/66

20 POINTS AND 20 REBOUNDS IN THE SAME GAME

Player (Pts/Rebs)	Opponent, Date
Al Faber (23/22)	Belmont Abbey, 02/03/71
Jim Gregory (21/21)	Belmont Abbey, 02/03/71
Jim Fairley (26/24)	Belmont Abbey, 01/21/70
Jim Fairley (25/23)	VMI, 01/10/70
Bill Otte (26/24)	Atlantic Christian, 02/02/63

20 POINTS AND 15 REBOUNDS IN THE SAME GAME

Player (Pts/Rebs)	Opponent, Date
Jayden Gardner (28/17)	Prairie View A&M, 11/21/18
Kentrell Barkley (26/16)	Temple, 03/09/17
A. Washington (21/16)	Stetson, 11/20/16
Maurice Kemp (20/15)	Rider, 03/23/13
Corey Rouse (22/15)	Saint Paul's, 01/07/06
Erroyl Bing (27/18)	UNC Greensboro, 12/28/00
Quincy Hall (20/18)	James Madison, 01/09/99
Herb Gray (26/19)	UW-Milwaukee, 02/29/80

Larry Hunt (22/18)	Old Dominion, 01/07/76
Nicky White (29/15)	Richmond, 01/09/74
Jim Fairley (21/15)	Richmond, 01/06/72
Jim Gregory (27/15)	St. Peter's, 01/01/71
Jim Gregory (29/15)	Marshall, 01/02/71
Jim Fairley (24/17)	The Citadel, 02/21/70
Jim Modlin (26/16)	The Citadel, 02/14/70
Jim Fairley (26/18)	Old Dominion, 02/09/70
Jim Fairley (24/16)	Jacksonville, 02/05/70
Jim Fairley (27/15)	Richmond, 01/29/70
Jim Gregory (28/16)	Richmond, 01/29/70
Jim Fairley (22/16)	G. Washington, 01/03/70
Jim Fairley (22/15)	Georgia Southern, 01/01/70
Jim Gregory (26/15)	Duke, 12/15/69
Jim Fairley (26/16)	Atlantic Christian, 12/06/69
Bob Kinnard (22/18)	East Tennessee St., 12/07/65
Bill Otte (23/15)	Erskine, 12/31/62
Bill Otte (23/16)	High Point, 12/28/62
Bill Otte (28/18)	The Citadel, 12/08/62
Bill Otte (23/15)	VMI, 12/01/62

20 POINTS AND 10 ASSISTS IN THE SAME GAME

Player (Pts/Ast)	Opponent, Date
Isaac Fleming (20/10)	at Tulsa, 03/03/19
Isaac Fleming (20/10)	at Tulane, 02/23/19
Prince Williams (20/10)	at Memphis, 01/24/16
Miguel Paul (22/10)	Marshall, 03/09/13
Miguel Paul (28/12)	Southern Miss, 03/08/12
Brock Young (20/10)	G. Washington, 12/22/09
Darrell Jenkins (22/13)	Morgan State, 11/11/06
Buzzy Braman (23/11)	Davidson, 01/20/75

Field Goals

Career

■ FIELD GOALS MADE

No.	Player	Year	FGM
1.	Lester Lyons	1991-94	638
2.	Anton Gill	1992-95	582
3.	B.J. Tyson	2015-18	569
4.	Bill Otte	1961-64	545
5.	Caleb White	2013-17	539
6.	Darrius Morrow	2009-12	514
7.	Oliver Mack	1978-79	507
8.	Curt Vanderhorst	1983-86	505
9.	Herb Krusen	1977-80	503
10.	Jim Gregory	1969-71	479

■ FIELD GOAL ATTEMPTS

No.	Player	Year	FGA
1.	Lester Lyons	1991-94	1,471
2.	B.J. Tyson	2015-18	1,355
3.	Bill Otte	1961-64	1,304
4.	Caleb White	2013-17	1,244
5.	Anton Gill	1992-95	1,083
6.	Curt Vanderhorst	1983-86	1,041
7.	Billy Brogden	1962-65	1,011
8.	Jim Gregory	1969-71	994
9.	Oliver Mack	1978-79	985
10.	Herb Krusen	1977-80	981

■ FIELD GOAL PERCENTAGE (*min. 250 made*)

No.	Player	Year	FGM-A	FG%
1.	Chuckie Robinson	1994-95	255-436	.585
2.	Blue Edwards	1987, +89	466-840	.555
3.	Stanley Love	1988-91	262-481	.545
4.	Darrius Morrow	2009-12	514-946	.543
5.	Gabriel Mikulas	2001-04	350-647	.541
6.	Jerry Woodside	1964-66	445-824	.540
7.	Anton Gill	1992-95	582-1,083	.537
8.	Larry Hunt	1974-77	432-821	.526
9.	George Maynor	1979-80	354-674	.525
10.	Leon Bass	1984-87	348-663	.524

Season

■ FIELD GOALS MADE

No.	Player	Year	FGM
1.	Blue Edwards	1988-89	297
2.	Oliver Mack	1977-78	292
3.	Maurice Kemp	2012-13	231
4.	Johnny Edwards	1982-83	221
5.	Oliver Mack	1978-79	215
6.	Curt Vanderhorst	1984-85	210
7.	Marchell Henry	1986-87	205
8.	George Maynor	1979-80	204
9.	Charles Alford	1965-66	189
10.	Anton Gill	1994-95	188

■ FIELD GOAL ATTEMPTS

No.	Player	Year	FGA
1.	Oliver Mack	1977-78	554
2.	Blue Edwards	1988-89	539
3.	Maurice Kemp	2012-13	457
4.	Akeem Richmond	2013-14	451
5.	Marchell Henry	1986-87	448
6.	Curt Vanderhorst	1984-85	433
7.	Oliver Mack	1978-79	431
8.	Mike Cook	2004-05	424
9.	Johnny Edwards	1982-83	416
10.	Tom Miller	1969-70	410

■ FIELD GOAL PERCENTAGE (*min. 200 att.*)

No.	Player	Year	FGM-A	FG%
1.	Chuckie Robinson	1994-95	181-293	.618
2.	Gabriel Mikulas	2000-01	138-232	.595
3.	Leon Bass	1986-87	135-228	.592
4.	Anton Gill	1993-94	161-273	.590
5.	Darrius Morrow	2009-10	119-205	.580
6.	Ty Arsmtrong	2012-13	137-241	.568
7.	Blue Edwards	1986-87	169-301	.561
8.	Herb Krusen	1979-80	165-297	.556
9.	Blue Edwards	1988-89	297-539	.554
10.	Herb Krusen	1978-79	118-216	.546

Game

FIELD GOALS MADE

Rk.	Player	Opponent	Date	FGM
1.	Oliver Mack	USC Aiken	02/11/78	19
	Oliver Mack	Boston College	12/10/77	18
3.	Oliver Mack	Maryland	12/07/77	17
	Anton Gill	William & Mary	01/19/94	17
5.	Oliver Mack	LaSalle	01/09/77	16
	Charles Alford	George Washington	02/12/66	16
7.	Fifteen times			15

FIELD GOAL ATTEMPTS

Rk.	Player	Opponent	Date	FGA
1.	Oliver Mack	Maryland	12/07/77	36
2.	Blue Edwards	George Mason	03/05/89	32
3.	Charles Alford	St. Peter's	12/01/67	29
4.	Curt Vanderhorst	Richmond	02/16/85	28
	Oliver Mack	Chattanooga	01/23/78	28
	Jim Modlin	Western Carolina	12/01/69	28
	Tom Miller	N.C. State	01/15/70	28
8.	Blue Edwards	South Carolina	12/07/88	27
	Curt Vanderhorst	Navy	02/18/85	27
	Jim Gregory	Jacksonville	02/05/70	27
	Jim Fairley	Jacksonville	02/05/70	27

MOST FIELD GOALS MADE WITHOUT A MISS

Rk.	Player	Opponent	Date	FGM-A
1.	Michel Nzege	Central Connecticut	11/30/14	9-9

2.	Corey Rouse	St. Andrews	01/03/05	8-8
3.	Keith Sledge	George Mason	01/07/85	7-7
	Tom Szymanski	Old Dominion	01/28/81	7-7
	Mark McLaurin	Ohio	11/29/80	7-7
	Jerry Woodside	Ogelthorpe	01/03/64	7-7
7.	Darius Morrow	Campbell	11/17/09	6-6
	Moussa Badiane	Campbell	12/21/02	6-6
	Morris Grooms	Richmond	01/24/96	6-6
	James Lewis	UNC Wilmington	02/01/92	6-6
	Greg Cornelius	Tennessee	12/05/78	6-6
	Herb Krusen	Old Dominion	02/07/77	6-6
	Larry Hunt	The Citadel	01/04/75	6-6
	Earl Thompson	Cornell	12/26/68	6-6

HIGHEST FIELD GOAL PERCENTAGE

(min. 10 FGs made)

Rk.	Name	Opponent	Date	Pct (FG-A)
1.	Donnie Owens	Davidson	01/20/75	.938 (15-16)
2.	Chuckie Robinson	Northern Arizona	12/20/94	.909 (10-11)
3.	Johnny Edwards	Christopher Newport	12/01/82	.909 (10-11)
4.	Reed Lose	TCU	12/30/89	.846 (11-13)
5.	Maurice Kemp	Virginia-Wise	12/31/11	.833 (10-12)
	Herb Krusen	Oral Roberts	01/07/80	.833 (10-12)
	Charles Alford	William & Mary	02/10/68	.833 (15-18)
8.	Reed Lose	Radford	12/19/87	.800 (12-15)
	Johnny Edwards	Samford	12/04/82	.800 (12-15)
	Herb Krusen	Delaware State	02/11/80	.800 (12-15)
11.	Blue Edwards	UMBC	12/27/88	.790 (15-19)



Michel Nzege was a perfect 9-of-9 from the floor against Central Connecticut State as a sophomore in 2014.

Free Throws

Career

■ MOST FREE THROWS MADE

No.	Player	Years	FTM
1.	Darrius Morrow	2009-12	478
2.	Brock Young	2008-11	430
3.	Gabriel Mikulas	2001-04	381
4.	Lester Lyons	1990-94	320
5.	B.J. Tyson	2014-18	311
6.	Tony Parham	1995-98	302
7.	Jerry Woodside	1963-66	299
8.	Anton Gill	1991-95	283
9.	Miguel Paul	2012-13	281
10.	Bill Otte	1960-64	278

■ MOST FREE THROW ATTEMPTS

No.	Player	Years	FTA
1.	Darrius Morrow	2009-12	723
2.	Brock Young	2008-11	532
3.	Jerry Woodside	1963-66	521
4.	Erroyl Bing	2001-04	470
5.	Gabriel Mikulas	2001-04	467
6.	Jim Fairley	1970-72	438
7.	Bill Otte	1960-64	423
8.	B.J. Tyson	2014-18	418
9.	Anton Gill	1992-95	411
10.	Corey Rouse	2002-06	406

■ FREE THROW PERCENTAGE (*min. 100 att.*)

No.	Player	Years	FTM	FTA	Pct.
1.	Akeem Richmond	2013-14	136	161	.845
2.	Herb Krusen	1976-80	109	130	.838
3.	Jim Cox	1964-67	119	143	.832
4.	Miguel Paul	2012-13	281	344	.817
5.	Gabriel Mikulas	2001-04	381	467	.816
6.	Brock Young	2008-11	430	532	.808
7.	Lester Lyons	1990-94	320	403	.794
8.	Tony Parham	1995-98	302	382	.791
9.	David Underwood	1979-81	147	186	.790
10.	Benny Bowes	1960-62	101	129	.783

Season

■ MOST FREE THROWS MADE

No.	Player	Years	FTM
1.	Maurice Kemp	2012-13	182
2.	Jayden Gardner	2018-19	171
3.	Darrius Morrow	2010-11	159
4.	Brock Young	2009-10	158
5.	Blue Edwards	1988-89	154
6.	Jontae Sherrod	2010-11	150
7.	Jim Modlin	1969-70	144
	Gabriel Mikulas	2001-02	144
9.	Miguel Paul	2012-13	143
10.	Miguel Paul	2011-12	138

■ MOST FREE THROW ATTEMPTS

No.	Player	Years	FTA
1.	Maurice Kemp	2012-13	241
2.	Darrius Morrow	2010-11	239
3.	Jayden Gardner	2018-19	228
4.	Jim Modlin	1969-70	210
5.	Corey Rouse	2005-06	206
6.	Blue Edwards	1988-89	204
7.	Jim Fairley	1971-72	197
	Jerry Woodside	1965-66	197
9.	Brock Young	2009-10	193
10.	Jontae Sherrod	2010-11	189

■ FREE THROW PERCENTAGE (*min. 100 att.*)

No.	Player	Years	FTM	FTA	Pct.
1.	Miguel Paul	2012-13	143	164	.878
2.	Akeem Richmond	2013-14	95	112	.848
3.	Tony Parham	1997-98	91	108	.843
4.	Brock Young	2008-09	99	118	.839
5.	Gabriel Mikulas	2002-03	95	115	.833
6.	Sam Hinnant	2008-09	88	106	.830
7.	Brock Young	2009-10	158	193	.819
8.	Gabriel Mikulas	2001-02	81	100	.810
9.	Marchell Henry	1985-86	108	134	.806
10.	Lester Lyons	1992-93	86	107	.804

Game

■ MOST FREE THROWS MADE

No.	Player	Opponent	Date
19	Gus Hill	Navy	02/13/88
16	Jayden Gardner	Appalachian State	11/30/18
15	Akeem Richmond	UTSA	02/08/14
15	Miguel Paul	N.C. Central	12/29/11
15	Jontae Sherrod	UTEP	02/23/11
15	Jontae Sherrod	USC Upstate	11/21/10
15	Gabriel Mikulas	Marist	11/18/00
15	Lacy West	Elon	01/04/63
14	Jontae Sherrod	Memphis	03/02/11
14	Brock Young	George Washington	12/22/09
13	Maurice Kemp	Rice	02/02/13
13	Darius Morrow	Rice	02/14/09
13	Gabriel Mikulas	UNCG	12/28/00
13	Gus Hill	American	01/19/88
13	Leon Bass	American	02/11/85
13	Marchell Henry	Southern Illinois	12/12/86
13	Jim Gregory	Atlantic Christian	12/06/69
13	Earl Thompson	Atlantic Christian	12/08/68
13	Jerry Woodside	Lenoir-Rhyne	01/16/65

■ MOST FREE THROW ATTEMPTS

No.	Player	Opponent	Date
21	Darius Morrow	Marshall	01/22/11
20	Jontae Sherrod	Memphis	03/02/11
20	Gus Hill	Navy	02/13/88
19	Jayden Gardner	Appalachian State	11/30/18
19	Jim Modlin	St. Francis (Pa.)	01/25/68

18	Oliver Mack	Alderson-Broadus	12/05/77
18	Jim Gregory	Atlantic Christian	12/06/69
17	Darius Morrow	Marshall	02/29/12
17	Miguel Paul	N.C. Central	12/29/11
17	Miguel Paul	Campbell	11/14/11
17	Gabriel Mikulas	Marist	11/18/00
17	Marchell Henry	Southern Illinois	12/12/86
17	Jim Modlin	Western Carolina	12/01/69
17	Gus Hill	UNC Wilmington	02/24/90

■ MOST FREE THROWS MADE WITHOUT A MISS

No.	Player	Opponent	Date
15	Akeem Richmond	UTSA	02/08/14
13	Earl Thompson	Atlantic Christian	12/09/67
12	Prince Williams	VMI	12/19/13
12	Gabriel Mikulas	Charlotte	01/12/01
12	Johnny Edwards	Chalreston Southern	02/12/83
11	B.J. Tyson	Fresno State	11/25/93
11	Brock Young	Campbell	11/19/08
11	Jim Modlin	The Citadel	02/10/68
11	Gerald Smith	The Citadel	02/08/67
11	Lester Lyons	American	02/02/91
10	Sam Hinnant	Coker	11/14/08
10	Anton Gill	Tennessee Tech	12/12/92
10	Tony Parham	American	02/09/98



Darius Morrow holds ECU career records for free throws made (478) and attempted (723).

Three-Point Field Goals

Career

■ MOST THREE-POINT FIELD GOALS MADE

No.	Player	Year	3FGM
1.	Akeem Richmond	2013-14	260
2.	Caleb White	2014-17	256
3.	Lester Lyons	1991-94	229
4.	Sam Hinnant	2006-09	221
5.	Tim Basham	1994-97	204
6.	Brandon Hawkins	1999-02	200
7.	Jamar Abrams	2008-11	175
8.	Paris Roberts-Campbell	2012-15	160
9.	Othello Meadows	1995-98	151
	Steve Richardson	1990-92	151

■ MOST THREE-POINT FIELD GOAL ATTEMPTS

No.	Player	Year	3FGA
1.	Caleb White	2014-17	676
2.	Akeem Richmond	2013-14	642
3.	Lester Lyons	1991-94	626
4.	Sam Hinnant	2006-09	613
5.	Brandon Hawkins	1999-02	600
6.	Tim Basham	1994-97	538
7.	Paris Roberts-Campbell	2012-15	480
8.	Jamar Abrams	2008-11	450
9.	Tony Parham	1995-98	411
10.	Shawn Williams	2018-19	391

■ THREE-POINT FIELD GOAL PERCENTAGE (MIN. 100 ATT.)

No.	Player	Year	FGM-A	FG%
1.	Steve Richardson	1990-92	109-248	43.9
2.	Othello Meadows	1995-98	151-355	42.5
3.	Akeem Richmond	2013-14	260-642	40.5
4.	Evaldas Jocys	1999-00	55-136	40.4
5.	Ronnell Peterson	1992-93	96-238	40.3
6.	Akeem Richmond	2013-pr.	105-250	40.0
7.	Garrett Blackwelder	1997-00	142-360	39.2
8.	Jamar Abrams	2008-11	175-450	38.9
	James Legan	2008-09	135-347	38.9
10.	Kenny Murphy	1987-89	45-116	38.8

Season

■ MOST THREE-POINT FIELD GOALS MADE

No.	Player	Year	3FGM
1.	Akeem Richmond	2013-14	155
2.	Akeem Richmond	2012-13	105
3.	Sam Hinnant	2008-09	85
4.	James Legan	2008-09	80
	Fred Primus	2000-01	80
6.	Terry Whisnant	2014-15	77
7.	Jontae Sherrod	2010-11	73
8.	Shawn Williams	2017-18	72
	Caleb White	2016-17	72
10.	Shawn Williams	2018-19	70
	Caleb White	2015-16	70

■ MOST THREE-POINT FIELD GOAL ATTEMPTS

No.	Player	Year	3FGA
1.	Akeem Richmond	2013-14	392
2.	Akeem Richmond	2012-13	250
3.	Sam Hinnant	2008-09	235

4.	Fred Primus	2000-01	218
5.	Terry Whisnant	2014-15	208
6.	Caleb White	2016-17	203
7.	James Legan	2008-09	197
8.	Shawn Williams	2017-18	196
9.	Shawn Williams	2018-19	195
10.	Miguel Paul	2011-12	188

■ THREE-POINT FIELD GOAL PERCENTAGE (min. 1 made per game)

No.	Player	Year	FGM-A	FG%
1.	Othello Meadows	1995-96	44-99	.444
2.	Steve Richardson	1989-90	55-125	.440
3.	Skip Schaeffbauer	1993-94	36-82	.439
	Steve Richardson	1990-91	54-123	.439
5.	Othello Meadows	1996-97	54-125	.432
6.	Jamar Abrams	2008-09	43-101	.426
7.	Evaldas Jocys	1998-99	37-87	.425
	Keith Sledge	1986-87	37-87	.425
9.	Tony Parham	1994-95	36-85	.424
10.	Akeem Richmond	2012-13	105-250	.420

Game

■ MOST THREE-POINT FIELD GOALS MADE

No.	Player	Opponent	Date
11	Akeem Richmond	vs. UTSA	March 11, 2014
10	Akeem Richmond	at Campbell	Jan. 2, 2014
10	Akeem Richmond	Fayetteville State	Dec. 3, 2013
9	Akeem Richmond	at SMU	Feb. 23, 2013
8	Shawn Williams	Tulsa	Feb. 17, 2019
8	Akeem Richmond	Charlotte	Feb. 27, 2014
8	James Legan	at UNC Wilmington	Dec. 3, 2008
8	Sam Hinnant	Houston	March 1, 2008
8	Darrell Jenkins	at Houston	Feb. 10, 2007
8	Garrett Blackwelder	West Virginia	Dec. 20, 1999
8	Steve Richardson	at Navy	Feb. 3, 1990

■ MOST THREE-POINT FIELD GOAL ATTEMPTS

No.	Player	Opponent	Date
19	Akeem Richmond	vs. UTSA	March 11, 2014
18	Akeem Richmond	Georgia State	Dec. 29, 2013
17	Akeem Richmond	Southern Miss	Jan. 25, 2014
17	Akeem Richmond	Fayetteville State	Dec. 3, 2013
16	Akeem Richmond	at Marshall	March 2, 2014
16	Akeem Richmond	vs. Norfolk State	Nov. 18, 2013
16	Sam Hinnant	Houston	March 1, 2008
15	Akeem Richmond	Southern Miss	Feb. 16, 2013
15	Miguel Paul	Southern Miss	Feb. 16, 2013
15	Garrett Blackwelder	West Virginia	Dec. 20, 1999
15	Tim Basham	George Mason	Feb. 5, 1996

■ MOST THREE-POINT FIELD GOALS WITHOUT A MISS

No.	Player	Opponent	Date
6-6	Shawn Williams	Tulane	Feb. 14, 2018
5-5	Shamarr Bowden	St. Andrews	Dec. 4, 2012
4-4	Skip Schaeffbauer	Furman	Dec. 16, 1993

Assists

Career

■ MOST ASSISTS

No.	Player	Years	Assists
1.	Brock Young	2008-11	612
2.	Miguel Paul	2012-13	419
3.	Travis Holcomb-Faye	2000-03	413
4.	Japhet McNeil	2004-06	365
5.	Darrell Jenkins	2007-08	347
6.	Tony Parham	1995-98	330
7.	Lester Lyons	1991-94	326
8.	Prince Williams	2013-16	280
9.	Isaac Fleming	2018-19	269
	Jeff Kelly	1986-89	269
11.	Corvonn Gaines	2010-13	243
12.	Curt Vanderhorst	1983-86	232
13.	Tim Basham	1994-97	228
14.	Paul Childress	1989-92	223
15.	Reed Lose	1987-90	220

■ MOST ASSISTS PER GAME

No.	Player	Years	G	Asst	Avg.
1.	Miguel Paul	2012-13	64	419	6.55
2.	Darrell Jenkins	2007-08	60	347	5.78
3.	Brock Young	2008-11	121	512	5.06
4.	Japhet McNeil	2004-06	81	365	4.51
5.	Isaac Fleming	2018-19	61	269	4.41
6.	Travis Holcomb-Faye	2000-03	107	413	3.85
7.	Scott Hardy	1984-86	55	203	3.69
8.	George Maynor	1979-80	54	190	3.52
9.	Jeremy Sheppard	2016	30	104	3.46
10.	Tony Robinson	1982-84	57	192	3.36

Season

■ MOST ASSISTS

No.	Player	Year	Assists
1.	Miguel Paul	2012-13	236
2.	Brock Young	2008-09	227
3.	Miguel Paul	2011-12	183
4.	Darrell Jenkins	2007-08	181
5.	Brock Young	2009-10	171
6.	Darrell Jenkins	2006-07	166
7.	Japhet McNeil	2005-06	146
8.	Isaac Fleming	2017-18	144
9.	Brock Young	2010-11	133
10.	Isaac Fleming	2018-19	125

■ MOST ASSISTS PER GAME

No.	Player	Years	G	Asst	Avg.
1.	Brock Young	2008-09	30	227	7.6
2.	Miguel Paul	2012-13	33	236	7.2
3.	Darrell Jenkins	2007-08	30	181	6.0
4.	Miguel Paul	2011-12	31	183	5.9
5.	Japhet McNeil	2005-06	21	146	5.6
6.	Brock Young	2009-10	31	171	5.5
	Darrell Jenkins	2006-07	30	166	5.5
8.	Isaac Fleming	2017-18	30	144	4.8
9.	Brock Young	2010-11	30	133	4.4
	Japhet McNeil	2004-05	28	122	4.4

Game

■ MOST ASSISTS

No.	Player	Opponent	Date
14	Miguel Paul	at UAB	Jan. 23, 2013
14	Brock Young	Rice	Feb. 14, 2009
14	Tom Miller	East Tennessee State	Jan. 8, 1969
13	Darrell Jenkins	N.C. Central	Jan. 5, 2008
13	Walter Moseley	UT-Chattanooga	Jan. 23, 1978
13	Ernie Pope	Appalachian State	Dec. 9, 1972
12	Miguel Paul	Southern Miss	March 8, 2012
12	Brock Young	Houston	Jan. 21, 2009
12	Brock Young	UNC Greensboro	Dec. 13, 2008
12	Brock Young	UNC Wilmington	Dec. 3, 2008
12	Darrell Jenkins	Morgan State	Nov. 11, 2006
12	Japhet McNeil	Saint Paul's	Jan. 7, 2006
12	Mike Cook	Belmont Abbey	Nov. 28, 2004
12	Jeff Kelly	Navy	Jan. 23, 1989
12	Herb Dixon	Richmond	Feb. 16, 1985
12	Jimmy Hinton	Navy	Feb. 13, 1988
12	Paul Childress	N.C. Wesleyan	Dec. 24, 1990
11	Isaac Fleming	Memphis	Feb. 3, 2018
11	Isaac Fleming	Cleveland State	Nov. 20, 2017
11	Antonio Robinson	Virginia-Lynchburg	Nov. 20, 2014
11	Darrell Jenkins	SMU	Feb. 27, 2008
11	Japhet McNeil	Marshall	Feb. 1, 2006
11	Japhet McNeil	Gardner-Webb	Nov. 22, 2005
11	Walter Moseley	LaSalle	Dec. 7, 1977
11	Buzzy Braman	Davidson	Jan. 20, 1975



Miguel Paul handed out an ECU record 6.55 assists per game from 2011-13.

Steals

Career

■ MOST STEALS

No.	Player	Years	Steals
1.	Lester Lyons	1991-94	235
2.	Brock Young	2008-11	154
3.	Curt Vanderhorst	1983-86	151
4.	Paris Roberts-Campbell	2012-15	146
5.	Japhet McNeil	2004-06	141
6.	Corvonn Gaines	2010-13	117
7.	Tony Parham	1995-98	115
8.	Tim Basham	1994-97	110
9.	B.J. Tyson	2014-18	107
10.	Travis Holcomb-Faye	2000-03	105

■ MOST STEALS PER GAME

No.	Player	Years	G	St	Avg.
1.	Lester Lyons	1991-94	112	235	2.2
2.	Japhet McNeil	2004-06	81	141	1.7
3.	Blue Edwards	1987, '89	57	84	1.5
4.	Isaac Fleming	2018-19	61	84	1.4
	Miguel Paul	2012-13	64	88	1.4
	Curt Vanderhorst	1983-86	108	150	1.4
7.	Brock Young	2008-11	121	154	1.3
	Barry Wright	1981, '83-84	68	91	1.3
	Tony Robinson	1983-84	57	76	1.3
10.	Kentrell Barkley	2017-18	87	101	1.2
	Paris Roberts-Campbell	2013-14	122	146	1.2
	Marchell Henry	1986-87	55	68	1.2
	Scott Hardy	1985-86	55	64	1.2



Lester Lyons is the only player in ECU history with more than 200 career steals.

Season

■ MOST STEALS

No.	Player	Year	Steals
1.	Lester Lyons	1990-91	70
2.	Lester Lyons	1992-93	69
3.	Maurice Kemp	2012-13	61
4.	Japhet McNeil	2004-05	59
5.	Antonio Robinson	2014-15	55
	Corvonn Gaines	2010-11	55
6.	Paris Roberts-Campbell	2013-14	53
	Lester Lyons	1993-94	53
	Curt Vanderhorst	1984-85	53
9.	Miguel Paul	2012-13	49
10.	Brock Young	2009-10	48
	Curt Vanderhorst	1985-86	48

■ MOST STEALS PER GAME

No.	Player	Years	G	St	Avg.
1.	Lester Lyons	1990-91	28	70	2.5
2.	Lester Lyons	1992-93	30	69	2.3
3.	Japhet McNeil	2004-05	28	59	2.1
4.	Lester Lyons	1993-94	26	53	2.0
5.	Curt Vanderhorst	1984-85	28	53	1.9
6.	Japhet McNeil	2005-06	26	46	1.8
7.	Antonio Robinson	2014-15	33	55	1.7
	Maurice Kemp	2012-13	35	61	1.7
	Jimmy Hinton	1987-88	25	42	1.7
	Curt Vanderhorst	1985-86	28	48	1.7

Game

■ MOST STEALS

No.	Player	Opponent	Date
7	Kentrell Barkley	USF	Jan. 17, 2018
7	Lester Lyons	UNC Wilmington	Feb. 23, 1991
7	Curt Vanderhorst	Winthrop	Feb. 13, 1985
6	Jeremy Sheppard	USF	Dec. 28, 2016
6	Lance Tejada	UCF	March 12, 2015
6	Maurice Kemp	at Rice	Feb. 2, 2013
6	Miguel Paul	Massachusetts	Dec. 6, 2011
6	Corvonn Gaines	Campbell	Nov. 15, 2010
6	Brock Young	South Dakota St.	Nov. 23, 2009
6	Gabe Blair	SMU	Feb. 27, 2008
6	Japhet McNeil	Wofford	Nov. 26, 2005
6	Tony Robinson	Campbell	Feb. 26, 1983
6	Lester Lyons	Navy	Feb. 4, 1991
6	Lester Lyons	George Mason	Jan. 18, 1993
6	Lester Lyons	Florida Atlantic	Jan. 21, 1993
6	Lester Lyons	Virginia Tech	Feb. 18, 1993
6	Lester Lyons	Eastern Michigan	Dec. 30, 1993

Blocked Shots

Career

MOST BLOCKED SHOTS

No.	Player	Years	Blocks
1.	Moussa Badiane	2001-05	314
2.	Darius Morrow	2008-12	112
3.	John Fields	2006-08	104
4.	Herb Gary	1976-80	103
5.	Robert Sampson	2010-13	97
6.	Andre Washington	2016-17	95
7.	Chad Wynn	2007-11	89
8.	Leon Bass	1983-87	81
9.	Lester Lyons	1990-94	73
10.	Maurice Kemp	2011-13	66

MOST BLOCKED SHOTS PER GAME

No.	Player	Years	G	BS	Avg.
1.	Moussa Badiane	2001-05	105	314	3.0
2.	Andre Washington	2016-17	33	95	2.9
3.	John Fields	2006-08	54	104	1.9
4.	Chad Wynn	2007-11	109	89	1.2
	Herb Gray	1976-80	88	103	1.2
6.	Robert Sampson	2010-13	96	97	1.0
7.	Darius Morrow	2008-12	123	112	0.9
8.	Vic Hamilton	1994-96	55	42	0.8
	Darrell Overton	1988-90	57	44	0.8
	Derrick Battle	1983-87	70	57	0.8
	Frank Hobson	1978-80	50	40	0.8

Season

MOST BLOCKED SHOTS

No.	Player	Year	Blocks
1.	Andre Washington	2016-17	95
2.	Moussa Badiane	2003-04	90
3.	Moussa Badiane	2001-02	87
4.	Moussa Badiane	2004-05	75
5.	Moussa Badiane	2002-03	62
6.	Robert Sampson	2012-13	60
7.	John Fields	2007-08	56
8.	John Fields	2006-07	48
9.	Herb Gray	1977-78	46
10.	Maurice Kemp	2012-13	39
	Brandon Stith	2013-14	39
	Chad Wynn	2008-09	39

MOST BLOCKED SHOTS PER GAME

No.	Player	Year	G	BS	Avg.
1.	Moussa Badiane	2001-02	24	87	3.6
2.	Moussa Badiane	2003-04	27	90	3.3
3.	Andre Washington	2016-17	33	95	2.9
4.	Moussa Badiane	2004-05	27	75	2.8
5.	Moussa Badiane	2002-03	27	62	2.3
6.	John Fields	2007-08	29	56	1.9
	John Fields	2006-07	25	48	1.9
8.	Robert Sampson	2012-13	33	60	1.8
	Herb Gray	1977-78	26	46	1.8
10.	Brandon Stith	2013-14	33	39	1.2

Game

MOST BLOCKED SHOTS

No.	Player	Opponent	Date
8	Moussa Badiane	Memphis	02/11/04
8	Moussa Badiane	Old Dominion	12/08/01
8	Greg Cornelius	UNC Asheville	01/21/78
7	Andre Washington	at Tulane	02/21/17
7	John Fields	USF	12/09/06
7	John Fields	Limestone	11/21/06
7	Moussa Badiane	Radford	12/22/01
7	Moussa Badiane	Lees-McRae	01/02/02
6	Andre Washington	Tulane	02/04/17
6	Andre Washington	USF	12/28/16
6	Andre Washington	Stetson	11/20/16
6	Moussa Badiane	Louisville	01/16/02
6	Moussa Badiane	Marquette	02/06/02



Moussa Badiane blocked over 200 more shots than any other player in school history.

Playing Experience

Career

GAMES PLAYED

No.	Player	Year	Games
1.	Caleb White	2013-17	129
2.	Jamar Abrams	2007-11	124
3.	Michael Zangari	2012-16	123
	Darrius Morrow	2008-12	123
5.	Paris Roberts-Campbell	2011-15	122
6.	Brock Young	2007-11	121
7.	B.J. Tyson	2014-18	120
7.	Reed Lose	1986-90	114
8.	Corvonn Gaines	2009-13	113
9.	Lester Lyons	1990-94	112
	Anton Gill	1991-95	112
	Brandon Hawkins	1998-2002	112
	Erroyl Bing	2000-04	112

GAMES STARTED

No.	Player	Year	Games
1.	Caleb White	2013-17	116
2.	Tony Parham	1994-98	109
3.	Lester Lyons	1990-94	107
4.	Anton Gill	1991-95	105
5.	Darrius Morrow	2008-12	103
6.	Ike Copeland	1989-93	97
7.	Sam Hinnant	2005-09	94
	Erroyl Bing	2000-04	94
9.	Leon Bass	1983-87	91
10.	Jamar Abrams	2008-11	88

MOST PERSONAL FOULS

No.	Player	Year	Fouls
1.	Darrius Morrow	2008-12	353
2.	Leon Bass	1983-87	336
3.	Jamar Abrams	2007-11	335
4.	Moussa Badiane	2001-05	324
5.	Lester Lyons	1990-94	317
6.	Curt Vanderhorst	1982-86	304
7.	Caleb White	2013-17	290
7.	Tony Parham	1994-98	284
8.	Anton Gill	1990-95	273
9.	Corey Rouse	2001-06	269
10.	Tim Basham	1993-97	268

MOST MINUTES PLAYED

No.	Player	Year	Minutes
1.	Caleb White	2014-17	4,083
2.	Darrius Morrow	2008-12	3,717
3.	Lester Lyons	1990-94	3,499
4.	Brock Young	2008-11	3,290
5.	Erroyl Bing	2001-04	3,267
6.	Anton Gill	1992-95	3,190
7.	Tony Parham	1995-98	3,176
8.	Reed Lose	1987-90	3,095
9.	Paris Roberts-Campbell	2012-15	3,073
10.	Travis Holcomb-Faye	2000-03	3,062

MOST MINUTES PER GAME

No.	Player	Years	G	MP	Avg.
1.	Oliver Mack	1978-79	52	1,969	37.9
2.	Marchell Henry	1986-87	55	1,911	34.7
3.	Johnny Edwards	1983	29	996	34.3
4.	George Maynor	1979-80	54	1,813	33.6
5.	Tony Robinson	1983-84	57	1,893	33.2
6.	Kenny Murphy	1988-89	57	1,888	33.1
7.	Blue Edwards	1987, '89	57	1,863	32.7
8.	Miguel Paul	2012-13	64	2,069	32.3
	Derrick Wiley	2003-04	53	1,711	32.3
10.	Barry Wright	1981, 83-84	68	2,167	31.9

DISQUALIFICATIONS

No.	Player	Year	DQs
1.	Leon Bass	1984-87	25
2.	Jim Modlin	1968-70	22
3.	Jim Gregory	1969-71	20
4.	Darrius Morrow	2009-12	19
5.	Curt Vanderhorst	1983-86	17
6.	Jim Fairley	1970-72	15
	Jerome Owens	1972-73	15
8.	Corey Rouse	2002-06	14
	Moussa Badiane	2002-05	14
	Vince Colbert	1967-68	14
	Reggie Lee	1974-76	14

Season

GAMES PLAYED

No.	Player	Year	Games
1.	Ty Armstrong	2012-13	35
	Paris Roberts-Campbell	2012-13	35
	Maurice Kemp	2012-13	35
	Akeem Richmond	2012-13	35
5.	Six Players	2013-14	34
	Five Players	2010-11	34

GAMES STARTED

No.	Player	Year	Games
1.	Ty Armstrong	2012-13	35
2.	Paris Roberts-Campbell	2013-14	34
	Akeem Richmond	2013-14	34
	Michael Zangari	2013-14	34
	Maurice Kemp	2012-13	34
6.	Andre Washington	2016-17	33
	Antonio Robinson	2014-15	33
	Terry Whisnant	2014-15	33
	Miguel Paul	2012-13	33
	Robert Sampson	2012-13	33
	Corvonn Gaines	2010-11	33
	Darrius Morrow	2010-11	33
	Erin Straughn	2010-11	33

■ MOST PERSONAL FOULS

No.	Player	Year	Fouls
1.	Ty Armstrong	2012-13	116
2.	Jerome Owens	1971-72	112
	Blue Edwards	1986-87	112
4.	Jim Fairley	1971-72	106
	Leon Bass	1984-85	106
6.	Caleb White	2013-14	102
7.	Paris Roberts-Campbell	2013-14	101
	John Fields	2007-08	101
	Tim Brown	1989-90	101
10.	Corey Rouse	2004-05	100
	Jim Modlin	1969-70	100

■ MOST MINUTES PLAYED/SINGLE SEASON

No.	Player	Year	Minutes
1.	Maurice Kemp	2012-13	1,202
2.	Akeem Richmond	2013-13	1,199
3.	Miguel Paul	2012-13	1,093
4.	Brock Young	2009-10	1,081
5.	Caleb White	2013-14	1,080
6.	B.J. Tyson	2015-16	1,071
7.	Kentrell Barkley	2016-17	1,066
8.	Reed Lose	1989-90	1,062
9.	Sam Hinnant	2008-09	1,047
10.	Terry Whisnant	2014-15	1,041

■ MOST MINUTES PER GAME

No.	Player	Year	G	MP	Avg.
1.	Oliver Mack	1978-79	27	1,031	38.2
2.	Oliver Mack	1977-78	25	938	37.5
3.	Reed Lose	1987-88	28	991	35.4
4.	Akeem Richmond	2013-14	34	1199	35.3
5.	Travis Holcomb-Faye	2002-03	22	775	35.2
	Marchell Henry	1986-87	28	987	35.2
7.	Barry Wright	1982-82	29	1,018	35.1
8.	Brock Young	2008-pr.	31	1,081	34.9
	Sam Hinnant	2008-09	30	1,407	34.9
10.	George Maynor	1978-79	27	929	34.4

■ DISQUALIFICATIONS

No.	Player	Year	DQs
1.	Leon Bass	1984-85	11
2.	Vince Colbert	1967-68	9
	Jim Modlin	1968-69	9
	Jim Gregory	1969-70	9
	Jim Modlin	1969-70	9
	Julius Prince	1969-70	9
	Jerome Owens	1971-72	9
	Leon Bass	1985-86	9
9.	Corey Rouse	2004-05	8
	Jim Gregory	1968-69	

Game

■ MOST MINUTES PLAYED

No.	Player	Opponent	Date
50	Johnny Edwards	Richmond (2ot)	02/16/83
50	Johnny Edwards	George Mason (2ot)H	02/05/83
50	Thom Brown	George Mason (2ot)H	02/05/83
50	Oliver Mack	Old Dominion (2ot)H	02/03/79
49	Prince Williams	Tulane (3ot)	02/10/16
49	B.J. Tyson	Tulane (3ot)	02/10/16
49	Kentrell Barkley	Tulane (3ot)	02/10/16
49	Paul Childress	James Madison (2ot)	01/15/90
49	George Maynor	Old Dominion (2ot)	02/03/79
48	Erroyl Bing	Radford (2ot)	12/22/01
48	Tony Parham	James Madison (2ot)	03/01/97
48	Barry Wright	George Mason (2ot)	02/05/83
48	Herb Krusen	William & Mary (2ot)	01/30/79
47	Brandon Hawkins	Birmingham South. (2ot)	02/19/01
47	Lester Lyons	Old Dominion (2ot)	12/29/90
47	Tony Robinson	George Mason (2ot)	02/05/83
46	Prince Williams	Houston (2ot)	01/30/16
46	Evaldas Joycs	Old Dominion (2ot)	02/26/99
46	Tim Brown	James Madison (2ot)	01/15/90
45	13 times		

last: Miguel Paul George Washington (ot) 12/22/09

■ MOST MINUTES PLAYED WITHOUT A TURNOVER

No.	Player	Opponent	Date
49	George Maynor	Old Dominion (2ot)	02/03/79
48	Tony Parham	James Madison (2ot)	03/01/97
45	Neil Punt	Old Dominion (2ot)	02/26/99
44	Charles Green	Richmond (2ot)	02/16/83
43	Corey Rouse	Marquette (ot)	02/12/05
41	Shawn Williams	USF (ot)	02/20/19
41	Skip Schaeffbauer	James Madison (ot)	01/14/94
41	Curley Young	UNC Wilmington (ot)	01/30/93
40	Fifteen times		


last: Terry Whisnant SMU Jan. 17, 2015

1,000-Point Club



1 Bobby Hodges (2,018)

#19 • C • 6-6 • Kinston, N.C. — Hodges was a two-sport athlete at East Carolina University, where he started four years at tackle and end for the Pirates' football team and was a four-year starter on the ECU basketball team. On the hardwood, Hodges was all-conference from 1952-54 and conference MVP in 1953 and '54. He earned all-state honors in 1963 and '54, serving as team captain in '54. He was also voted All-America in 1954 and was selected by the Philadelphia Warriors in the 1954 NBA Draft. He was inducted into the ECU Athletics Hall of Fame in 1974 and the North Carolina Sports Hall of Fame in 1993.



2 Lester Lyons (1,825)


#15 • G • 6-4 • 160 • Lewiston, N.C. — Lyons is the school's all-time leading scorer in its Division I era. He was named the 1991 CAA Rookie-of-the-Year and was a three-time second-team all-conference selection. He is the only player in ECU history to lead the Pirates in scoring each of his four seasons. Twice named to the CAA All-Defensive Team, Lyons led the Pirates in steals all four years and graduated as the Pirates' all-time leader in field goals made, 3-point field goals made, free throws made, assists and steals. He remains the only Pirate with 600 career field goals made as well as the only letterman with over 200 steals.

Year	GP	GS	Min	Avg	FG	FGA	Pct	3FG	3FGA	Pct	FT	FTA	Pct	Off	Def	Tot	Avg	PF	FO	Ass	TO	Blk	Stl	Pts	Avg
1990-91	28	28	910	32.5	179	386	.464	50	132	.379	86	108	.796	31	61	92	3.3	74	2	86	122	28	70	494	17.6
1991-92	28	28	867	31.0	154	367	.420	58	159	.365	72	96	.750	28	59	87	3.1	78	2	75	88	17	43	438	15.6
1992-93	30	26	888	29.6	161	369	.436	55	154	.357	86	107	.804	30	52	82	2.7	91	6	77	83	17	69	463	15.4
1993-94	26	25	834	32.1	144	349	.413	66	181	.365	76	92	.826	34	73	107	4.1	74	2	88	60	11	53	430	16.5
Total	112	107	3499	31.2	638	1471	.434	229	626	.366	320	403	.794	123	245	368	3.3	317	12	326	353	73	235	1825	16.3



3 Sonny Russell (1,653)


#14 • F • 6-3 • 170 • New Bern, N.C. — Hodges was an all-state performer at East Carolina and a member of the All-North State Conference basketball team from 1949-53. Russell was a charter member of the ECU Athletics Hall Of Fame and his No. 14 jersey is the only men's basketball number that has ever been retired at ECU. Russell was also a four-year letterman in baseball before going on to serve in the United States Army during the Korean War.



4 Caleb White (1,578)

#2 • F • 6-7 • 210 • Buckingham, Va. — White graduated as the Pirates' all-time leader in games played, games started and minutes played, which allowed him to become one of the first five players in ECU history to score more than 1,500 points. He finished his career ranked No. 2 on the school's career 3-point field goals made list. Although he never led the team in scoring, White put together a consistent scoring line that never rose above 12.4 ppg and never dropped below 11.8 ppg. He only missed three games in four years and was in the starting lineup in 90 percent of the games he played.

Year	GP	GS	Min	Avg	FG	FGA	Pct	3FG	3FGA	Pct	FT	FTA	Pct	Off	Def	Tot	Avg	PF	FO	Ass	TO	Blk	Stl	Pts	Avg
2013-14	34	30	1080	31.8	147	301	.488	47	125	.376	81	114	.711	30	81	111	3.3	102	4	48	49	7	14	422	12.4
2014-15	33	32	1021	30.9	138	313	.441	67	164	.409	61	77	.792	24	92	116	3.5	65	0	46	50	5	15	404	12.2
2015-16	30	22	962	32.1	128	302	.424	70	184	.380	48	60	.800	13	81	94	3.1	57	0	75	53	3	23	374	12.5
2016-17	32	32	1020	31.9	126	328	.384	72	203	.355	54	66	.818	11	63	74	2.3	66	0	47	36	10	17	378	11.8
Total	129	116	4083	31.7	539	1244	.433	256	676	.379	244	317	.770	78	317	395	3.1	290	4	216	188	25	69	1578	12.2



5 B.J. Tyson (1,570)

#21 • G • 6-3 • 180 • Wadesboro, N.C. — Finished his career ranked No. 5 all-time at ECU in scoring and second all-time in the American Athletic Conference ... He also finished ranked among the school's all-time Top 10 in field goals made (3rd), free throws made (5th), games played (6th), assists (10th) and steals (10th) ... Three-time American Athletic Conference Weekly Honor Roll selection ... Named to The American All-Rookie Team in 2015 ... Joined the team for the 2014-15 campaign ... Committed to ECU in the spring of 2013 and enrolled in the fall but was ineligible for competition.


Year	GP	GS	Min	Avg	FG	FGA	Pct	3FG	3FGA	Pct	FT	FTA	Pct	Off	Def	Tot	Avg	PF	FO	Ass	TO	Blk	Stl	Pts	Avg
2014-15	33	0	798	24.2	143	312	.458	19	63	.302	108	150	.720	45	84	129	3.9	55	0	46	51	3	26	413	12.5
2015-16	32	31	1071	33.5	173	412	.420	44	150	.293	78	106	.736	25	116	141	4.4	55	0	82	73	5	31	468	14.6
2016-17	25	18	627	25.1	91	237	.384	16	59	.271	43	63	.683	7	65	72	2.9	29	0	59	49	4	26	241	9.6
2017-18	30	30	1093	36.4	162	394	.411	42	144	.292	82	99	.828	25	105	130	4.3	60	1	81	58	7	24	448	14.9
Total	120	79	3589	29.9	569	1355	.420	121	416	.291	311	418	.744	102	370	472	3.9	199	1	268	231	19	107	1570	13.1



6 Darrius Morrow (1,506)

#1 • F • 6-8 • 245 • Atlanta, Ga. — Morrow was a 2012 Third Team All-Conference USA selection and an all-freshman team honoree in 2009 ... Named to the 2011 C-USA Championship all-tournament team, helping the Pirates reach the semifinals. Morrow led ECU in field goal percentage each of his four years and posted a C-USA best .580 shooting percentage as a senior. He graduated as the school's career record holder for free throws made and ranked fourth on the program's all-time field goals made list.


Year	GP	GS	Min	Avg	FG	FGA	Pct	3FG	3FGA	Pct	FT	FTA	Pct	Off	Def	Tot	Avg	PF	FO	Ast	TO	Blk	Stl	Pts	Avg
2008-09	30	11	799	26.6	94	169	.556	0	1	.000	104	160	.650	92	108	200	6.7	83	6	21	44	24	17	292	9.7
2009-10	28	26	896	32.0	119	205	.580	0	0	.000	116	177	.655	78	103	181	6.5	77	4	25	58	25	32	354	12.6
2010-11	34	33	1038	30.5	141	277	.509	0	1	.000	159	239	.665	87	126	213	6.3	95	3	26	80	28	25	441	13.0
2011-12	31	31	984	31.7	160	295	.542	0	1	.000	99	147	.673	49	135	184	5.9	97	6	48	72	35	29	419	13.5
Total	123	101	3717	30.2	514	946	.543	0	3	.000	478	723	.661	306	472	778	6.3	352	19	120	254	112	103	1506	12.2



7 Anton Gill (1,485)

#32 • F • 6-8 • 207 • Raleigh, N.C. — A first-team All-CAA selection in 1995 ... Played in 112 games during ECU career, starting 105 ... Led the team in scoring (16.8) and rebounding (7.1) as a senior ... Finished his career ranked No. 4 on the Pirates' all-time scoring list and fourth in career rebounding with 725 boards ... Also ranked No. 2 in career field goals made (582) and third in career free throws made (282).

Year	GP	GS	Min	Avg	FG	FGA	Pct	3FG	3FGA	Pct	FT	FTA	Pct	Off	Def	Tot	Avg	PF	FO	Ast	TO	Blk	Stl	Pts	Avg
1991-92	28	26	802	28.6	129	240	.538	12	24	.500	49	73	.671	75	125	200	7.1	79	1	22	46	6	23	319	11.4
1992-93	28	25	746	26.6	104	211	.493	10	37	.270	70	100	.700	51	101	152	5.4	68	2	15	46	6	22	288	10.3
1993-94	27	26	750	27.8	161	273	.590	1	12	.083	69	100	.690	71	97	168	6.2	61	0	22	48	10	19	392	14.5
1994-95	29	28	892	30.8	188	359	.524	15	31	.484	95	138	.688	73	134	207	7.1	65	0	17	78	7	19	486	16.8
Total	112	105	3190	28.5	582	1083	.537	38	104	.365	283	411	.689	270	457	727	6.5	273	3	76	218	29	83	1485	13.3



8 Bill Otte (1,368)

#44 • F • 6-7 • 200 • Hawthorne, N.J. — Was the third player in school history to score over 1,000 career points, reaching the milestone in 1963 ... Averaged more than 18 points per game as a junior and senior and was the team's top rebounder in four consecutive seasons ... Holds the Pirates' single-game record for rebounds with 24.

Year	GP	GS	Min	Avg	FG	FGA	Pct	3FG	3FGA	Pct	FT	FTA	Pct	Off	Def	Tot	Avg	PF	FO	Ast	TO	Blk	Stl	Pts	Avg
1960-61	21	0	0	0.0	95	225	.422	0	0	.000	62	111	.559	-	-	207	9.9	0	0	0	0	0	0	252	12.0
1961-62	26	0	0	0.0	152	374	.406	0	0	.000	68	97	.701	-	-	332	12.8	74	0	0	0	0	0	372	14.3
1962-63	22	0	0	0.0	168	379	.443	0	0	.000	75	105	.714	-	-	272	12.4	50	0	0	0	0	0	411	18.7
1963-64	18	0	0	0.0	130	326	.399	0	0	.000	73	110	.664	-	-	158	8.8	60	0	0	0	0	0	333	18.5
Total	87	0	0	0.0	545	1304	.418	0	0	.000	278	423	.657	-	-	969	11.1	184	0	0	0	0	0	1368	15.7



9 Brock Young (1,232)

#10 • G • 5-11 • 180 • Raleigh, N.C. — Named the 2010-11 Conference USA Sixth Man-of-the-Year ... Voted third-team All-Conference USA in 2009-10 ... Led C-USA in assists per game as a sophomore and junior ... Was the Pirates' leading scorer as junior and was their top assist distributor during each of his final three seasons ... Concluded his career ranked sixth on the school's all-time scoring list and first in assists.


Year	GP	GS	Min	Avg	FG	FGA	Pct	3FG	3FGA	Pct	FT	FTA	Pct	Off	Def	Tot	Avg	PF	FO	Ast	TO	Blk	Stl	Pts	Avg
2007-08	30	2	434	14.5	30	93	.323	5	20	.250	78	95	.821	8	37	45	1.5	39	0	81	70	0	35	143	4.8
2008-09	30	28	990	33.0	98	257	.381	23	70	.329	99	118	.839	16	97	113	3.8	53	0	227	93	1	39	318	10.6
2009-10	31	31	1081	34.9	146	381	.383	32	115	.278	158	193	.819	18	95	113	3.6	77	0	171	134	0	48	482	15.5
2010-11	30	6	785	26.2	80	224	.357	34	101	.337	95	126	.754	4	71	75	2.5	51	1	133	78	1	32	289	9.6
Total	121	67	3290	27.2	354	955	.371	94	306	.307	430	532	.808	46	300	346	2.9	220	1	612	375	2	154	1232	10.2



10 Curt Vanderhorst (1,199)

#11 • G • 6-1 • 185 • Fayetteville, N.C. — Vanderhorst was the Pirates' leading scorer during the 1983-84 and 1984-85 seasons ... Led the team in steals as a sophomore junior and senior ... First player in ECU history to collect more than 100 steals during his career and first to record more than 50 steals in a season ... His seven steals against Winthrop in 1985 still ranks as an ECU single-game record ... Only scored 30 points in a game one time, dropping 30 against Richmond in 1985.

Year	GP	GS	Min	Avg	FG	FGA	Pct	3FG	3FGA	Pct	FT	FTA	Pct	Off	Def	Tot	Avg	PF	FO	Ast	TO	Blk	Stl	Pts	Avg
1982-83	24	0	313	13.0	16	38	.421	-	-	-	20	30	.667	-	-	32	1.3	33	1	20	20	4	7	52	2.2
1983-84	28	22	826	29.5	141	295	.478	-	-	-	42	70	.600	-	-	101	3.6	90	6	63	75	6	43	324	11.6
1984-85	28	28	935	33.4	210	433	.485	-	-	-	56	68	.824	36	83	119	4.3	92	6	77	63	5	53	476	17.0
1985-86	28	28	911	32.5	138	275	.502	-	-	-	71	98	.724	44	99	143	5.1	89	4	72	69	7	48	347	12.4
Total	108	78	2985	27.6	505	1041	.485	-	-	-	189	266	.711	-	-	395	3.7	304	17	232	227	22	151	1199	11.1



11 Oliver Mack (1,196)

#25 • G • 6-3 • 195 • Queens, N.Y.

Year	GP	GS	Min	Avg	FG	FGA	Pct	3FG	3FGA	Pct	FT	FTA	Pct	Off	Def	Tot	Avg	PF	FO	Ast	TO	Blk	Stl	Pts	Avg
1977-78	25	25	938	37.5	292	554	.527	0	0	.000	115	151	.762	-	-	110	4.4	0	0	55	0	1	23	699	28.0
1978-79	27	27	1031	38.2	215	431	.499	0	0	.000	67	96	.698	-	-	114	4.2	0	0	65	0	2	21	497	18.4
Total	52	52	1969	37.9	507	985	.515	0	0	.000	182	247	.737	-	-	224	4.3	0	0	120	0	3	44	1196	23.0



12 Jim Gregory (1,191)

#42 • F • 6-7 • 215 • Ebert, W.Va. (Gary HS)

Year	GP	GS	Min	Avg	FG	FGA	Pct	3FG	3FGA	Pct	FT	FTA	Pct	Off	Def	Tot	Avg	PF	FO	Ast	TO	Blk	Stl	Pts	Avg
1968-69	28	0	0	0.0	137	266	.515	0	0	.000	68	109	.624	-	-	314	11.2	101	8	0	0	0	0	342	12.2
1969-70	25	0	0	0.0	169	345	.490	0	0	.000	74	107	.692	-	-	261	10.4	97	9	0	0	0	0	412	16.5
1970-71	24	0	0	0.0	173	383	.452	0	0	.000	91	138	.659	-	-	277	11.5	90	3	0	0	0	0	437	18.2
Total	77	0	0	0.0	479	994	.482	0	0	.000	233	354	.658	-	-	852	11.1	288	20	0	0	0	0	1191	15.5



13 Jerry Woodside (1,189)

#24 • F • 6-4 • 190 • Durham, N.C.


Year	GP	GS	Min	Avg	FG	FGA	Pct	3FG	3FGA	Pct	FT	FTA	Pct	Off	Def	Tot	Avg	PF	FO	Ast	TO	Blk	Stl	Pts	Avg
1963-64	24	0	0	0.0	139	266	.523	0	0	.000	77	136	.566	-	-	200	8.3	63	0	0	0	0	0	355	14.8
1964-65	22	0	0	0.0	156	284	.549	0	0	.000	118	188	.628	-	-	187	8.5	0	0	0	0	0	0	430	19.5
1965-66	22	0	0	0.0	150	274	.547	0	0	.000	104	197	.528	-	-	155	7.0	59	1	0	0	0	0	404	18.4
Total	68	0	0	0.0	445	824	.540	0	0	.000	299	521	.574	-	-	542	8.0	122	1	0	0	0	0	1189	17.5



14 Theodore "Blue" Edwards (1,177)

#30 • F • 6-5 • 200 • Walstonburg, N.C. (Louisburg College)

Year	GP	GS	Min	Avg	FG	FGA	Pct	3FG	3FGA	Pct	FT	FTA	Pct	Off	Def	Tot	Avg	PF	FO	Ast	TO	Blk	Stl	Pts	Avg
1986-87	28	26	876	31.3	169	301	.561	1	4	.250	65	88	.739	52	106	158	5.6	112	5	52	76	13	37	404	14.4
1988-89	29	29	987	34.0	297	539	.551	25	51	.490	154	204	.755	47	154	201	6.9	96	5	92	92	18	47	773	26.7
Total	57	55	1863	32.7	466	840	.555	26	55	.473	219	292	.750	99	260	359	6.3	208	10	144	168	31	84	1177	20.6



15 Jim Modlin (1,174)

#52 • F • 6-7 • 220 • Jamestown, N.C.


Year	GP	GS	Min	Avg	FG	FGA	Pct	3FG	3FGA	Pct	FT	FTA	Pct	Off	Def	Tot	Avg	PF	FO	Ast	TO	Blk	Stl	Pts	Avg
1967-68	25	0	0	0.0	93	202	.460	0	0	.000	78	117	.667	-	-	118	4.7	78	4	0	0	0	0	264	10.6
1968-69	28	0	0	0.0	154	284	.542	0	0	.000	122	175	.697	-	-	176	6.3	108	9	0	0	0	0	430	15.4
1969-70	26	0	0	0.0	168	361	.465	0	0	.000	144	210	.686	-	-	273	10.5	100	9	0	0	0	0	480	18.5
Total	79	0	0	0.0	415	847	.490	0	0	.000	344	502	.685	-	-	567	7.2	286	22	0	0	0	0	1174	14.9



16 Erroyl Bing (1,137)

#33 • F • 6-7 • 245 • Largo, Fla.

Year	GP	GS	Min	Avg	FG	FGA	Pct	3FG	3FGA	Pct	FT	FTA	Pct	Off	Def	Tot	Avg	PF	FO	Ast	TO	Blk	Stl	Pts	Avg
2000-01	28	20	733	26.2	99	256	.387	29	76	.382	65	98	.663	65	153	218	7.8	86	1	30	63	9	13	292	10.4
2001-02	30	30	996	33.2	119	293	.406	37	99	.374	102	158	.646	99	162	261	8.7	67	0	47	79	6	16	377	12.6
2002-03	27	26	763	28.3	75	176	.426	8	47	.170	59	97	.608	100	136	236	8.7	56	1	28	42	7	12	217	8.0
2003-04	27	18	775	28.7	78	189	.413	22	65	.338	73	117	.624	87	136	223	8.3	58	1	15	51	10	15	251	9.3
Total	112	94	3267	29.2	371	914	.406	96	287	.334	299	470	.636	351	587	938	8.4	267	3	120	235	32	56	1137	10.2



17 Sam Hinnant (1,131)

#4 • G • 6-3 • 200 • Charlotte, N.C.

Year	GP	GS	Min	Avg	FG	FGA	Pct	3FG	3FGA	Pct	FT	FTA	Pct	Off	Def	Tot	Avg	PF	FO	Ast	TO	Blk	Stl	Pts	Avg
2005-06	28	28	855	30.5	92	259	.355	50	154	.325	51	72	.708	19	62	81	2.9	47	0	54	43	1	14	285	10.2
2006-07	14	8	270	19.3	21	70	.300	12	41	.293	13	23	.565	10	22	32	2.3	19	0	10	13	2	9	67	4.8
2007-08	30	28	859	28.6	105	261	.402	74	183	.404	46	63	.730	30	63	93	3.1	41	0	40	37	2	13	330	11.0
2008-09	30	28	1048	34.9	138	358	.385	85	235	.362	88	106	.830	22	87	109	3.6	49	1	58	46	2	17	449	15.0
Total	102	92	3032	29.7	356	948	.376	221	613	.361	198	264	.750	81	234	315	3.1	156	1	162	139	7	53	1131	11.1



18 Herb Krusen (1,115)

#42 • F • 6-5 • 200 • Silver Spring, Md.

Year	GP	GS	Min	Avg	FG	FGA	Pct	3FG	3FGA	Pct	FT	FTA	Pct	Off	Def	Tot	Avg	PF	FO	Ast	TO	Blk	Stl	Pts	Avg
1976-77	27	0	335	12.4	75	179	.419	0	0	.000	22	28	.786	-	-	46	1.7	31	0	10	22	0	5	172	6.4
1977-78	25	25	660	26.4	145	289	.502	0	0	.000	47	51	.922	-	-	94	3.8	0	0	39	0	2	10	337	13.5
1978-79	27	15	594	22.0	118	216	.546	0	0	.000	17	24	.708	-	-	55	2.0	0	0	21	0	2	6	253	9.4
1979-80	27	0	165	6.1	165	297	.556	0	0	.000	23	27	.852	-	-	79	2.9	61	1	42	39	5	2	353	13.1
Total	106	40	1754	16.5	503	981	.513	0	0	.000	109	130	.838	-	-	274	2.6	92	1	112	61	9	23	1115	10.5



19 Lacy West (1,111)

#32 • F • 6-3 • 184 • Asheboro, N.C.

Year	GP	GS	Min	Avg	FG	FGA	Pct	3FG	3FGA	Pct	FT	FTA	Pct	Off	Def	Tot	Avg	PF	FO	Ast	TO	Blk	Stl	Pts	Avg
1959-60	24	-	-	-	91	187	.487	-	-	-	51	77	.662	-	-	131	-	-	-	-	-	-	-	233	9.7
1960-61	21	-	-	-	84	193	.435	-	-	-	61	86	.709	-	-	112	5.3	-	-	-	-	-	-	229	10.9
1961-62	24	-	-	-	112	264	.424	-	-	-	42	62	.677	-	-	239	10.0	-	-	-	-	-	-	266	11.1
1962-63	22	-	-	-	146	301	.485	-	-	-	91	117	.778	-	-	174	7.9	-	-	-	-	-	-	383	17.4
Total	91	-	-	-	433	945	.458	-	-	-	245	342	.716	-	-	656	7.2	-	-	-	-	-	-	1111	12.2



20 Jamar Abrams (1,110)

#21 • G/F • 6-6 • 205 • Richmond, Va.

Year	GP	GS	Min	Avg	FG	FGA	Pct	3FG	3FGA	Pct	FT	FTA	Pct	Off	Def	Tot	Avg	PF	FO	Ast	TO	Blk	Stl	Pts	Avg
2007-08	30	2	441	14.7	44	100	.440	7	26	.269	30	33	.909	25	44	69	2.3	53	1	8	21	5	13	125	4.2
2008-09	30	23	810	27.0	108	218	.495	43	101	.426	41	50	.820	46	105	151	5.0	95	4	14	41	11	23	300	10.0
2009-10	31	31	948	30.6	123	277	.444	56	154	.364	42	62	.677	42	109	151	4.9	89	4	29	69	22	26	344	11.1
2010-11	33	30	844	25.6	119	264	.451	69	169	.408	34	47	.723	42	94	136	4.1	98	4	29	40	6	19	341	10.3
Total	124	86	3043	24.5	394	859	.459	175	450	.389	147	192	.766	155	352	507	4.1	335	13	80	171	44	81	1110	9.0



21 Billy Brogden (1,098)

#22 • G • 6-0 • 156 • Wilmington, N.C.

Year	GP	GS	Min	Avg	FG	FGA	Pct	3FG	3FGA	Pct	FT	FTA	Pct	Off	Def	Tot	Avg	PF	FO	Ast	TO	Blk	Stl	Pts	Avg
1961-62	24	0	0	0.0	85	170	.500	0	0	.000	65	84	.774	-	-	63	2.6	54	0	0	0	0	0	235	9.8
1962-63	22	0	0	0.0	100	248	.403	0	0	.000	54	70	.771	-	-	45	2.0	58	0	0	0	0	0	254	11.5
1963-64	24	0	0	0.0	130	325	.400	0	0	.000	63	84	.750	-	-	84	3.5	72	0	0	0	0	0	323	13.5
1964-65	22	0	0	0.0	113	268	.422	0	0	.000	60	76	.789	-	-	68	3.1	0	0	0	0	0	0	286	13.0
Total	92	0	0	0.0	428	1011	.423	0	0	.000	242	314	.771	-	-	260	2.8	184	0	0	0	0	0	1098	11.9



22 Gabriel Mikulas (1,086)

#51 • F • 6-8 • 235 • Cordoba, Argentina


Year	GP	GS	Min	Avg	FG	FGA	Pct	3FG	3FGA	Pct	FT	FTA	Pct	Off	Def	Tot	Avg	PF	FO	Ast	TO	Blk	Stl	Pts	Avg
2000-01	28	28	871	31.1	138	232	.595	0	1	.000	144	181	.796	49	110	159	5.7	86	4	52	92	20	18	420	15.0
2001-02	17	16	525	30.9	60	135	.444	0	0	.000	81	100	.810	40	64	104	6.1	52	2	34	56	15	4	201	11.8
2002-03	27	27	809	30.0	106	206	.515	2	11	.182	95	114	.833	53	104	157	5.8	73	2	38	62	10	26	309	11.4
2003-04	12	12	324	27.0	46	74	.622	3	4	.750	61	73	.836	25	57	82	6.8	33	2	11	28	5	4	156	13.0
Total	84	83	2529	30.1	350	647	.541	5	16	.313	381	468	.814	167	335	502	6.0	244	10	135	238	50	52	1086	12.9



23 Reed Lose (1,084)

#21 • G • 6-4 • 215 • Camp Hill, Pa.

Year	GP	GS	Min	Avg	FG	FGA	Pct	3FG	3FGA	Pct	FT	FTA	Pct	Off	Def	Tot	Avg	PF	FO	Ast	TO	Blk	Stl	Pts	Avg
1986-87	26	1	283	10.9	19	52	.365	7	26	.269	4	10	.400	11	22	33	1.3	23	0	20	20	2	9	49	1.9
1987-88	28	28	991	35.4	168	330	.509	36	102	.353	47	67	.701	28	77	105	3.8	51	0	64	70	2	26	419	15.0
1988-89	29	14	759	26.2	82	170	.482	11	43	.256	49	63	.778	30	68	98	3.4	70	3	67	42	0	25	224	7.7
1989-90	31	31	1062	34.3	134	313	.428	34	92	.370	90	121	.744	23	76	99	3.2	77	1	69	55	3	35	392	12.6
Total	114	74	3095	27.1	403	865	.466	88	263	.335	190	261	.728	92	243	335	2.9	221	4	220	187	7	95	1084	9.5



24 Gus Hill (1,068)

#42 • F • 6-3 • 225 • Fairfax, Va.


Year	GP	GS	Min	Avg	FG	FGA	Pct	3FG	3FGA	Pct	FT	FTA	Pct	Off	Def	Tot	Avg	PF	FO	Ast	TO	Blk	Stl	Pts	Avg
Year	GP	GS	Min	Avg	FG	FGA	Pct	FG	FGA	Pct	FT	FTA	Pct	Off	Def	Tot	Avg	PF	FO	Ast	TO	Blk	Stl	Pts	Avg
1987-88	26	18	740	28.5	169	377	.448	42	108	.389	123	163	.755	46	96	142	5.5	82	4	25	61	2	31	503	19.3
1988-89	29	13	616	21.2	114	282	.404	25	81	.309	56	80	.700	37	63	100	3.4	88	4	25	55	4	24	309	10.7
1989-90	30	12	477	15.9	81	204	.397	24	72	.333	70	88	.795	45	43	88	2.9	80	2	25	51	1	19	256	8.5
Total	85	43	1833	21.6	364	863	.422	91	261	.349	249	331	.752	128	202	330	3.9	250	10	75	167	7	74	1068	12.6



25 Herb Gray (1,048)

#20 • F • 6-8 • 185 • Seat Pleasant, Md.

Year	GP	GS	Min	Avg	FG	FGA	Pct	3FG	3FGA	Pct	FT	FTA	Pct	Off	Def	Tot	Avg	PF	FO	Ast	TO	Blk	Stl	Pts	Avg
Year	GP	GS	Min	Avg	FG	FGA	Pct	3FG	3FGA	Pct	FT	FTA	Pct	Off	Def	Tot	Avg	PF	FO	Ast	TO	Blk	Stl	Pts	Avg
1976-77	28	19	755	27.0	139	306	.454	0	0	.000	43	80	.538	-	-	169	6.0	76	3	22	49	17	25	321	11.5
1977-78	26	17	788	30.3	147	293	.502	0	0	.000	75	123	.610	-	-	204	7.8	0	0	15	0	46	14	369	14.2
1978-79	7	4	125	17.9	14	37	.378	0	0	.000	6	16	.375	-	-	20	2.9	0	0	5	0	11	3	34	4.9
1979-80	27	0	817	30.3	134	279	.480	0	0	.000	65	130	.500	-	-	222	8.2	49	4	20	68	29	30	333	12.3
Total	88	40	2485	28.2	434	915	.474	0	0	.000	189	349	.542	-	-	615	7.0	125	7	62	117	103	72	1057	12.0



26 Tom Miller (1,048)

#10 • G • 5-11 • 170 • South Charleston, W.Va.

Year	GP	GS	Min	Avg	FG	FGA	Pct	3FG	3FGA	Pct	FT	FTA	Pct	Off	Def	Tot	Avg	PF	FO	Ast	TO	Blk	Stl	Pts	Avg
Year	GP	GS	Min	Avg	FG	FGA	Pct	3FG	3FGA	Pct	FT	FTA	Pct	Off	Def	Tot	Avg	PF	FO	Ast	TO	Blk	Stl	Pts	Avg
1967-68	24	0	0	0.0	75	192	.391	0	0	.000	55	74	.743	-	-	64	2.7	69	4	0	0	0	0	205	8.5
1968-69	28	0	0	0.0	155	350	.443	0	0	.000	87	115	.757	-	-	98	3.5	72	5	0	0	0	0	397	14.2
1969-70	25	0	0	0.0	178	410	.434	0	0	.000	90	133	.677	-	-	113	4.5	76	5	0	0	0	0	446	17.8
Total	77	0	0	0.0	408	952	.429	0	0	.000	232	322	.720	-	-	275	3.6	217	14	0	0	0	0	1048	13.6



27 Tim Basham (1,039)

#34 • F • 6-5 • 230 • Roanoke, Va.

Year	GP	GS	Min	Avg	FG	FGA	Pct	3FG	3FGA	Pct	FT	FTA	Pct	Off	Def	Tot	Avg	PF	FO	Ast	TO	Blk	Stl	Pts	Avg
Year	GP	GS	Min	Avg	FG	FGA	Pct	3FG	3FGA	Pct	FT	FTA	Pct	Off	Def	Tot	Avg	PF	FO	Ast	TO	Blk	Stl	Pts	Avg
1993-94	27	4	510	18.9	56	154	.364	41	102	.402	20	25	.800	35	55	90	3.3	61	1	40	35	4	24	173	6.4
1994-95	29	29	919	31.7	106	287	.369	61	166	.367	34	49	.694	55	108	163	5.6	83	2	91	79	4	36	307	10.6
1995-96	27	25	850	31.5	115	291	.395	63	166	.380	71	87	.816	45	93	138	5.1	67	1	55	63	3	29	364	13.5
1996-97	24	24	681	28.4	72	176	.409	39	104	.375	12	23	.522	39	79	118	4.9	57	2	42	49	5	21	195	8.1
Total	107	82	2960	27.7	349	908	.384	204	538	.379	137	184	.745	174	335	509	4.8	268	6	228	226	16	110	1039	9.7



28 Jim Fairley (1,031)

#32 • F • 6-7 • 190 • Laurinburg, N.C.

Year	GP	GS	Min	Avg	FG	FGA	Pct	3FG	3FGA	Pct	FT	FTA	Pct	Off	Def	Tot	Avg	PF	FO	Ast	TO	Blk	Stl	Pts	Avg
Year	GP	GS	Min	Avg	FG	FGA	Pct	3FG	3FGA	Pct	FT	FTA	Pct	Off	Def	Tot	Avg	PF	FO	Ast	TO	Blk	Stl	Pts	Avg
1969-70	26	0	0	0.0	170	329	.517	0	0	.000	95	153	.621	-	-	314	12.1	95	7	0	0	0	0	435	16.7
1970-71	14	0	0	0.0	67	156	.429	0	0	.000	54	88	.614	-	-	121	8.6	50	4	0	0	0	0	188	13.4
1971-72	29	0	0	0.0	142	310	.458	0	0	.000	124	197	.629	-	-	292	10.1	106	4	0	0	0	0	408	14.1
Total	69	0	0	0.0	379	795	.477	0	0	.000	273	438	.623	-	-	727	10.5	251	15	0	0	0	0	1031	14.9



29 Kentrell Barkley (1,024)

#15 • F • 6-5 • 205 • Durham, N.C.


Year	GP	GS	Min	Avg	FG	FGA	Pct	3FG	3FGA	Pct	FT	FTA	Pct	Off	Def	Tot	Avg	PF	FO	Ast	TO	Blk	Stl	Pts	Avg
2015-16	31	11	872	28.1	98	211	.464	24	68	.353	93	137	.679	53	142	195	6.3	50	0	93	48	11	38	313	10.1
2016-17	33	31	1066	32.3	134	329	.407	39	114	.342	128	188	.681	61	190	251	7.6	58	0	86	81	15	33	435	13.2
2017-18	23	21	741	32.2	103	224	.460	21	73	.288	49	76	.645	42	125	167	7.3	50	3	51	51	15	30	276	12.0
Total	87	63	2679	30.8	335	764	.438	84	255	.329	270	401	.673	156	457	613	7.0	158	3	230	180	41	101	1024	11.8



30 Larry Hunt (1,012)

#35 • C • 6-9 • 210 • Shelby, N.C.

Year	GP	GS	Min	Avg	FG	FGA	Pct	3FG	3FGA	Pct	FT	FTA	Pct	Off	Def	Tot	Avg	PF	FO	Ast	TO	Blk	Stl	Pts	Avg
1973-74	25	0	0	0.0	52	83	.627	0	0	.000	8	23	.348	-	-	100	4.0	0	0	6	0	0	0	112	4.5
1974-75	28	0	780	27.9	130	222	.586	0	0	.000	53	88	.602	-	-	284	10.1	88	2	35	94	0	0	313	11.2
1975-76	26	22	818	31.5	101	216	.468	0	0	.000	38	57	.667	-	-	240	9.2	76	3	24	57	7	12	240	9.2
1976-77	28	28	951	34.0	149	300	.497	0	0	.000	49	76	.645	-	-	282	10.1	85	2	17	62	7	6	347	12.4
Total	107	50	2549	23.8	432	821	.526	0	0	.000	148	244	.607	-	-	906	8.5	249	7	82	213	14	18	1012	9.5



31 Tony Parham (1,001)

#12 • G • 6-2 • 170 • Washington, D.C.

Year	GP	GS	Min	Avg	FG	FGA	Pct	3FG	3FGA	Pct	FT	FTA	Pct	Off	Def	Tot	Avg	PF	FO	Ast	TO	Blk	Stl	Pts	Avg
1994-95	29	29	813	28.0	83	194	.428	36	85	.424	62	79	.785	14	63	77	2.7	84	5	96	49	7	46	264	9.1
1995-96	28	28	793	28.3	55	173	.318	26	95	.274	75	103	.728	9	66	75	2.7	73	3	88	62	4	23	211	7.5
1996-97	27	26	762	28.2	62	182	.341	32	98	.327	74	92	.804	17	57	74	2.7	65	1	72	55	3	20	230	8.5
1997-98	27	26	808	29.9	80	225	.356	45	133	.338	91	108	.843	18	66	84	3.1	62	4	74	54	4	26	296	11.0
Total	111	109	3176	28.6	280	774	.362	139	411	.338	302	382	.791	58	252	310	2.8	284	13	330	220	18	115	1001	9.0



After totaling just 49 points as freshman, Reed Lose scored 1,035 points over the next three seasons to join the 1,000-Point scorers club.

Annual Statistical Leaders

■ SCORING

Year	Player	GP	Pts.	Avg.
1960-61	Cotton Clayton	21	313	14.9
1961-62	Charlie Lewis	26	425	16.3
1962-63	Bill Otte	22	412	18.7
1963-64	Bill Otte	18	333	18.5
1964-65	Jerry Woodside	22	430	19.6
1965-66	Jerry Woodside	22	404	18.4
1966-67	Dan Pasquariello	24	379	15.8
1967-68	Earl Thompson	25	420	16.8
1968-69	Jim Modlin	28	430	15.4
1969-70	Jim Modlin	26	480	18.5
1970-71	Jim Gregory	24	439	18.3
1971-72	Jim Fairley	29	408	14.1
1972-73	Earl Quash	26	340	13.1
1973-74	Nicky White	25	330	13.2
1974-75	Gregg Ashorn	28	426	15.2
1975-76	Earl Garner	26	401	15.4
1976-77	Larry Hunt	28	347	12.4
1977-78	Oliver Mack	25	699	27.9
1978-79	Oliver Mack	27	495	18.3
1979-80	George Maynor	27	459	17.0
1980-81	Charles Watkins	19	244	12.8
1981-82	Morris Hargrove	27	311	11.5
1982-83	Johnny Edwards	29	539	18.6
1983-84	Curt Vanderhorst	28	324	11.6
1984-85	Curt Vanderhorst	28	476	17.0
1985-86	Marchell Henry	27	420	15.6
1986-87	Marchell Henry	28	534	19.1
1987-88	Gus Hill	26	503	19.3
1988-89	Blue Edwards	29	773	26.7
1989-90	Reed Lose	31	392	12.7
1990-91	Lester Lyons	28	494	17.6
1991-92	Lester Lyons	28	438	15.6
1992-93	Lester Lyons	30	463	15.4
1993-94	Lester Lyons	26	430	16.5
1994-95	Anton Gill	29	486	16.8
1995-96	Tim Basham	27	364	13.5
1996-97	Raphael Edwards	27	356	13.2
1997-98	Raphael Edwards	27	452	16.7
1998-99	Evaldas Jocy	18	249	13.8
1999-00	Garrett Blackwelder	28	293	10.5
2000-01	Gabriel Mikulas	28	420	15.0
2001-02	Erroyl Bing	30	377	12.6
2002-03	Derrick Wiley	26	364	14.0
2003-04	Derrick Wiley	27	400	14.8
2004-05	Mike Cook	27	421	15.0
2005-06	Corey Rouse	28	399	14.3
2006-07	Darrell Jenkins	30	368	12.3
2007-08	Sam Hinnant	30	330	11.0
2008-09	Sam Hinnant	30	449	15.0
2009-10	Brock Young	31	482	15.5
2010-11	Jontae Sherrod	34	529	15.6
2011-12	Miguel Paul	31	470	15.2
2012-13	Maurice Kemp	35	660	18.9
2013-14	Akeem Richmond	34	612	18.0
2014-15	B.J. Tyson	33	413	12.5
2015-16	B.J. Tyson	32	468	14.6
2016-17	Kentrell Barkley	33	435	13.2
2017-18	B.J. Tyson	30	448	14.9
2018-19	Jayden Gardner	31	505	16.3

■ REBOUNDING

Year	Player	GP	Reb.	Avg.
1960-61	Cotton Clayton	21	207	9.9
	Bill Otte	21	207	9.9
1961-62	Bill Otte	26	332	12.8
1962-63	Bill Otte	22	272	12.3
1963-64	Bill Otte	18	158	8.8

1964-65	Bobby Kinnard	22	204	9.3
1965-66	Charles Alford	26	224	8.6
1966-67	Vince Colbert	24	170	7.1
1967-68	Charles Alford	25	233	9.3
1969-70	Jim Fairley	26	314	12.1
1970-71	Al Faber	25	304	12.2
1971-72	Al Faber	28	297	10.6
1972-73	Nicky White	26	220	8.5
1973-74	Nicky White	25	231	9.2
1974-75	Larry Hunt	28	284	10.1
1975-76	Larry Hunt	26	240	9.2
1976-77	Larry Hunt	28	282	10.1
1977-78	Greg Cornelius	26	210	8.1
1978-79	Greg Cornelius	27	225	8.3
1979-80	Herb Gray	27	222	8.2
1980-81	Tom Szymanski	26	148	5.7
1981-82	Morris Hargrove	27	160	5.9
1982-83	Johnny Edwards	29	244	8.4
1983-84	Derrick Battle	28	130	4.6
1984-85	Leon Bass	28	140	5.0
1985-86	Marchell Henry	27	149	5.5
1986-87	Marchell Henry	28	184	6.6
1987-88	Stanley Love	28	161	5.7
1988-89	Blue Edwards	29	201	6.9
1989-90	Tim Brown	31	195	6.3
	Ike Copeland	31	195	6.3
1990-91	Ike Copeland	28	226	8.1
1991-92	Anton Gill	28	200	7.1
1992-93	Ike Copeland	30	282	9.4
1993-94	Anton Gill	27	168	6.2
1994-95	Chuckie Robinson	29	211	7.3
1995-96	Jonathan Kerner	28	184	6.6
1996-97	Raphael Edwards	27	178	6.6
1997-98	Raphael Edwards	27	222	8.2
1998-99	Evaldas Jocy	18	112	6.2
1999-00	Neil Punt	28	177	6.3
2000-01	Erroyl Bing	28	218	7.8
2001-02	Erroyl Bing	30	261	8.7
2002-03	Erroyl Bing	27	236	8.7
2003-04	Erroyl Bing	27	223	8.3
2004-05	Corey Rouse	28	285	10.0
2005-06	Corey Rouse	28	301	10.8
2006-07	Gabe Blair	30	211	7.0
2007-08	Gabe Blair	29	200	6.9
2008-09	Darrius Morrow	30	200	6.7
2009-10	Darrius Morrow	28	181	6.5
2010-11	Darrius Morrow	34	213	6.3
2011-12	Maurice Kemp	30	188	6.3
2012-13	Robert Sampson	33	303	9.2
2013-14	Brandan Stith	33	209	6.3
2014-15	Michel Nzege	33	154	4.7
2015-16	Kentrell Barkley	31	195	6.3
2016-17	Kentrell Barkley	33	251	7.6
2017-18	Kentrell Barkley	23	167	7.3
2018-19	Jayden Gardner	31	262	8.5

■ OFFENSIVE REBOUNDS

Year	Player	GP	OReb.	Avg.
1994-95	Chuckie Robinson	29	103	3.6
1995-96	Von Bryant	27	59	2.2
1996-97	Morris Grooms	27	71	2.6
1997-98	Raphael Edwards	27	82	3.0
1998-99	Neil Punt	27	50	1.9
1999-00	Neil Punt	28	61	2.2
2000-01	Erroyl Bing	28	65	2.3
2001-02	Erroyl Bing	30	99	3.3
2002-03	Erroyl Bing	27	100	3.7
2003-04	Erroyl Bing	27	87	3.2
2004-05	Corey Rouse	28	104	3.7
2005-06	Corey Rouse	28	110	3.9

2006-07	John Fields	25	64	2.6
2007-08	John Fields	29	66	2.3
2008-09	Darrius Morrow	30	92	3.1
2009-10	Darrius Morrow	28	78	2.8
2010-11	Darrius Morrow	34	87	2.6
2011-12	Maurice Kemp	30	74	2.5
2012-13	Robert Sampson	33	92	2.8
2013-14	Brandan Stith	33	86	2.6
2014-15	Michel Nzege	33	58	1.8
2015-16	Kentrell Barkley	31	53	1.7
	Michel Nzege	29	48	1.7
2016-17	Andre Washington	33	85	2.6
2017-18	Jabari Craig	22	47	2.1
2018-19	Jayden Gardner	31	93	3.0

■ FIELD GOAL PERCENTAGE

Year	Player	GP	FG-FGA	Pct.
1960-61	Cotton Clayton	21	177-290	.610
1961-62	Bill Brogden	24	85-170	.500
1962-63	Lacy West	22	146-301	.485
1963-64	Jerry Woodside	24	139-266	.521
1964-65	Jerry Woodside	22	156-284	.549
1965-66	Jerry Woodside	22	150-274	.547
1966-67	Gerald Smith	24	111-230	.482
1967-68	Earl Thompson	25	179-332	.539
1968-69	Jim Gregory	28	137-266	.515
1969-70	Jim Fairley	26	170-329	.517
1970-71	Dave Franklin	24	103-225	.459
1971-72	Dave Franklin	29	140-300	.467
1972-73	Al Faber	26	123-255	.482
1973-74	Reggie Lee	25	134-295	.454
1974-75	Larry Hunt	28	130-222	.586
1975-76	Earl Garner	26	177-343	.516
1976-77	Larry Hunt	28	149-300	.497
1977-78	Oliver Mack	25	292-554	.527
1978-79	George Maynor	27	150-281	.534
1979-80	Herb Krusen	27	165-297	.556
1980-81	Mark McLaurin	26	99-190	.521
1981-82	Charles Green	26	123-239	.515
1982-83	Johnny Edwards	29	221-416	.531
1983-84	Curt Vanderhorst	28	141-295	.478
1984-85	Curt Vanderhorst	28	143-333	.485
1985-86	Curt Vanderhorst	28	138-275	.502
1986-87	Leon Bass	28	135-228	.592
1987-88	Stanley Love	28	90-174	.517
1988-89	Stanley Love	29	62-104	.596
1989-90	Ike Copeland	31	112-225	.498
1990-91	Stanley Love	28	74-134	.552
1991-92	Anton Gill	28	129-240	.538
1992-93	Anton Gill	28	104-211	.493
1993-94	Anton Gill	27	161-273	.590
1994-95	Chuckie Robinson	29	181-293	.618
1995-96	Vic Hamilton	28	103-190	.542
1996-97	Raphael Edwards	27	133-249	.534
1997-98	Dink Peters	27	95-188	.505
1998-99	Quincy Hall	27	79-143	.552
1999-00	Neil Punt	28	123-246	.500
2000-01	Gabriel Mikulas	28	138-232	.595
2001-02	Moussa Badiane	24	67-121	.554
2002-03	Moussa Badiane	27	65-126	.516
2003-04	Moussa Badiane	27	81-146	.555
2004-05	Moussa Badiane	27	117-248	.472
2005-06	Corey Rouse	28	140-266	.500
2006-07	John Fields	25	88-141	.624
2007-08	John Fields	29	98-176	.557
2008-09	Chad Wynn	29	87-147	.592
2009-10	Darrius Morrow	28	119-205	.580
2010-11	Darrius Morrow	34	141-277	.509
2011-12	Darrius Morrow	31	160-295	.542
2012-13	Ty Armstrong	35	137-241	.568

2013-14	Michael Zangari	34	109-212	.514
2014-15	Michel Nzege	33	85-138	.616
2015-16	Kentrell Barkley	31	98-211	.464
2016-17	Andre Washington	33	87-154	.565
2017-18	Dimitrije Spasojevic	82	145	.566
2018-19	Seth LeDay	120	227	.529

■ THREE-POINT FIELD GOAL PERCENTAGE

Year	Player	3FG	3FGA	Pct.
1986-87	Keith Sledge	37	87	.425
1987-88	Gus Hill	42	108	.389
1988-89	Blue Edwards	25	51	.490
1989-90	Steve Richardson	55	125	.440
1990-91	Steve Richardson	54	123	.439
1991-92	Lester Lyons	58	159	.365
1992-93	Ronnell Peterson	60	146	.411
1993-94	Skipp Schaeftbauer	36	82	.439
1994-95	Tony Parham	36	85	.424
1995-96	Othello Meadows	44	99	.444
1996-97	Othello Meadows	54	125	.432
1997-98	Othello Meadows	52	124	.419
1998-99	Evaldas Jocy	37	87	.425
1999-00	Garrett Blackwelder	57	142	.401
2000-01	Brandon Hawkins	65	167	.389
2001-02	Bryan Fox	24	55	.436
2002-03	Travis Holcomb-Faye	28	88	.318
2003-04	Derrick Wiley	21	52	.409
2004-05	Tom Hammonds	33	96	.334
2005-06	Sam Hinnant	50	154	.325
2006-07	Cory Farmer	29	84	.345
2007-08	Cory Farmer	49	93	.419
2008-09	Jamar Abrams	43	101	.426
2009-10	Jamar Abrams	56	154	.364
2010-11	Jamar Abrams	69	169	.408
2011-12	Shamar Bowden	59	146	.404
2012-13	Akeem Richmond	105	250	.420
2013-14	Akeem Richmond	155	392	.395
2014-15	Caleb White	67	164	.409
2015-16	Prince Williams	39	97	.402
2016-17	Caleb White	72	203	.355
2017-18	Shawn Williams	72	196	.367
2018-19	Shawn Williams	70	195	.359

■ FREE THROW PERCENTAGE

Year	Player	FT-FTA	Pct.
1960-61	Charlie Lewis	63-87	.724
1961-62	Benny Bowes	53-61	.869
1962-63	Lacy West	91-117	.778
1963-64	Billy Brogden	63-84	.750
1964-65	Billy Brogden	60-76	.789
1965-66	Jim Ray Cox	49-60	.817
1966-67	Jim Ray Cox	70-83	.844
1967-68	Vince Colbert	86-115	.748
1969-70	Jim Gregory	74-107	.692
1970-71	Al Faber	101-142	.712
1971-72	Jerome Owens	121-162	.747
1972-73	Earl Quash	76-96	.792
1973-74	Tom Marsh	48-64	.750
1974-75	Gregg Ashorn	58-73	.795
1975-76	Reggie Lee	53-70	.757
1976-77	Jim Ramsey	47-61	.770
1977-78	Herb Krusen	47-51	.922
1978-79	David Underwood	48-61	.787
1979-80	George Maynor	51-77	.662
1980-81	David Underwood	69-89	.775
1981-82	Tony Byles	69-99	.697
1982-83	Bruce Peartree	58-68	.853
1983-84	Barry Wright	37-52	.712
1984-85	Curt Vanderhorst	56-68	.824

1985-86	Curt Vanderhorst	108-134	.806
1986-87	Marchell Henry	108-143	.755
1987-88	Kenny Murphy	34-45	.756
1988-89	Kenny Murphy	39-49	.796
1989-90	Steve Richardson	45-52	.860
1990-91	Steve Richardson	41-51	.804
1991-92	Lester Lyons	72-96	.750
1992-93	Lester Lyons	86-107	.804
1993-94	Lester Lyons	76-92	.826
1994-95	Skipp Schaeftbauer	64-80	.800
1995-96	Tim Basham	71-87	.816
1996-97	Tony Parham	74-92	.804
1997-98	Tony Parham	91-108	.843
1998-99	Garrett Blackwelder	58-67	.866
1999-00	Garrett Blackwelder	46-59	.780
2000-01	Gabriel Mikulas	144-181	.796
2001-02	Gabriel Mikulas	81-100	.810
2002-03	Gabriel Mikulas	95-114	.833
2003-04	Gabriel Mikulas	61-73	.836
2004-05	Mike Cook	77-106	.726
2005-06	Jeremy Ingram	36-42	.857
2006-07	Courtney Captain	42-58	.724
2007-08	Jamar Abrams	30-33	.909
2008-09	Brock Young	99-118	.839
2009-10	Brock Young	158-193	.819
2010-11	Jontae Sherrod	150-189	.794
2011-12	Maurice Kemp	74-95	.779
2012-13	Miguel Paul	143-164	.872
2013-14	Akeem Richmond	95-112	.848
2014-15	Caleb White	61-77	.792
2015-16	B.J. Tyson	78-106	.736
2016-17	Caleb White	54-66	.818
2017-18	Shawn Williams	65-74	.878
2018-19	Shawn Williams	43-49	.878

■ ASSISTS

Year	Player	Assists	Avg.
1973-74	Donnie Owens	69	2.8
1974-75	Buzzy Braman	89	3.2
1975-76	Reggie Lee	61	2.3
1976-77	Jim Ramsey	78	2.8
1977-78	Walter Moseley	85	3.7
1978-79	George Maynor	109	4.0
1979-80	George Maynor	81	3.0
1980-81	Charles Watkins	52	2.7
1981-82	Tony Byles	57	2.6
1982-83	Tony Robinson	81	4.0
1983-84	Tony Robinson	111	4.0
1984-85	Herb Dixon	113	4.3
1985-86	Scott Hardy	109	4.0
1986-87	Howard Brown	92	4.2
1987-88	Jimmy Hinton	96	3.8
1988-89	Jeff Kelly	120	4.1
1989-90	Paul Childress	104	3.5
1990-91	Lester Lyons	86	3.1
1991-92	Ronnell Peterson	94	3.4
1992-93	Lester Lyons	77	2.6
1993-94	Kareem Richardson	98	3.9
1994-95	Skipp Schaeftbauer	103	3.6
1995-96	Tony Parham	88	3.1
1996-97	Tony Parham	72	2.7
1997-98	Tony Parham	74	2.7
1998-99	Alico Dunk	92	3.4
1999-00	Travis Holcomb-Faye	83	3.0
2000-01	Travis Holcomb-Faye	119	4.3
2001-02	Travis Holcomb-Faye	116	4.0
2002-03	Travis Holcomb-Faye	95	4.3
2003-04	Japhet McNeil	97	3.6
2004-05	Japhet McNeil	122	4.4
2005-06	Japhet McNeil	146	5.6

2006-07	Darrell Jenkins	166	5.5
2007-08	Darrell Jenkins	181	6.0
2008-09	Brock Young	227	7.6
2009-10	Brock Young	171	5.5
2010-11	Brock Young	133	4.4
2011-12	Miguel Paul	183	5.9
2012-13	Miguel Paul	236	7.2
2013-14	Prince Williams	121	3.6
2014-15	Antonio Robinson	122	3.7
2015-16	Prince Williams	123	3.8
2016-17	Jeremy Sheppard	104	3.5
2017-18	Isaac Fleming	144	4.8
2018-19	Isaac Fleming	125	4.0

■ BLOCKS

Year	Player	Blocks	Avg.
1975-76	Tyron Edwards	12	0.6
1976-77	Herb Gray	17	0.6
1977-78	Herb Gray	46	1.8
1978-79	Frank Hobson	26	1.1
1979-80	Herb Gray	29	1.1
1980-81	Tom Szymanski	13	0.5
1981-82	Al Mack	16	0.6
1982-83	Johnny Edwards	23	0.8
1983-84	Derrick Battle	30	1.1
1984-85	Leon Bass	26	0.9
1985-86	Leon Bass	16	0.6
1986-87	Leon Bass	27	1.0
1987-88	Ronney Gibbs	3	0.1
1988-89	Blue Edwards	18	0.2
1989-90	Darrell Overton	21	0.7
1990-91	Lester Lyons	28	1.0
1991-92	Lester Lyons	17	0.6
1992-93	Lester Lyons	17	0.6
1993-94	Chuckie Robinson	16	0.6
1994-95	Skipp Schaeftbauer	16	0.6
1995-96	Vic Hamilton	27	0.9
1996-97	Morris Grooms	21	0.8
1997-98	Dink Peters	25	1.0
1998-99	Quincy Hall	28	1.0
1999-00	Neil Punt	16	0.6
2000-01	Gabriel Mikulas	20	0.7
2001-02	Moussa Badiane	87	3.6
2002-03	Moussa Badiane	62	2.3
2003-04	Moussa Badiane	90	3.3
2004-05	Moussa Badiane	75	2.8
2005-06	Corey Rouse	30	1.1
2006-07	John Fields	48	1.9
2007-08	John Fields	56	1.9
2008-09	Chad Wynn	39	1.3
2009-10	Chad Wynn	28	1.0
2010-11	Darius Morrow	28	0.8
2011-12	Darius Morrow	35	1.1
2012-13	Robert Sampson	60	1.8
2013-14	Brandon Stith	39	1.2
2014-15	Michael Zangari	15	0.5
2015-16	Michel Nzege	12	0.4
	Kentrell Barkley	11	0.4
2016-17	Andre Washington	95	2.9
2017-18	Jabari Craig	24	1.1
2018-19	K.J. Davis	28	1.0

■ STEALS

Year	Player	Steals	Avg.
1975-76	Reggie Lee	29	1.1
1976-77	Louis Crosby	34	1.2
1977-78	Walter Moseley	23	1.0
1978-79	George Maynor	25	0.9
1979-80	Herb Gray	30	1.1
1980-81	Barry Wright	31	1.2

1981-82	Charles Green	29	1.1
1982-83	Johnny Edwards	42	1.4
1983-84	Curt Vanderhorst	43	1.5
1984-85	Curt Vanderhorst	53	1.9
1985-86	Curt Vanderhorst	48	1.7
1986-87	Blue Edwards	37	1.3
1987-88	Jimmy Hinton	42	1.3
1988-89	Blue Edwards	47	1.6
1989-90	Tim Brown	36	1.7
1990-91	Lester Lyons	70	2.8
1991-92	Lester Lyons	43	1.5
1992-93	Lester Lyons	69	2.3
1993-94	Lester Lyons	53	2.0
1994-95	Tony Parham	46	1.6
1995-96	Tim Basham	29	1.1
1996-97	Alico Dunk	33	1.2
1997-98	Alico Dunk	29	1.1
1998-99	Bandon Hawkins	26	0.9
1999-00	Travis Holcomb-Faye	19	0.7
2000-01	Travis Holcomb-Faye	28	1.0
2001-02	Kenyatta Brown	42	1.4
2002-03	Gabriel Mikulas	26	0.9
2003-04	Derrick Wiley	36	1.3
	Japhet McNeil	36	1.3
2004-05	Japhet McNeil	59	2.1
2005-06	Japhet McNeil	46	1.8
2006-07	Cory Farmer	32	1.1
2007-08	Gabe Blair	38	1.3
2008-09	Brock Young	39	1.3
2009-10	Brock Young	48	1.5
2010-11	Corvonn Gaines	55	1.6
2011-12	Miguel Paul	39	1.3
2012-13	Maurice Kemp	61	1.7
2013-14	Paris Roberts-Campbell	53	1.6
2014-15	Antonio Robinson	55	1.7
2015-16	Kentrell Barkley	38	1.2
	Prince Williams	37	1.2
2016-17	Jeremy Sheppard	30	1.1
2017-18	Isaac Fleming	37	1.2
2018-19	Isaac Fleming	47	1.5

■ FIELD GOALS MADE

Year	Player	FG
1960-61	Cotton Clayton	177
1961-62	Charlie Lewis	175
1962-63	Bill Otte	168
1963-64	Jerry Woodside	139
1964-65	Jerry Woodside	156
1965-66	Charles Alford	189
1966-67	Dan Pasquariello	147
1967-68	Earl Thompson	179
1968-69	Tom Miller	155
1969-70	Tom Miller	178
1970-71	Jim Gregory	173
1971-72	Jim Fairley	142
1972-73	Earl Quash	132
1973-74	Nicky White	143
1974-75	Greg Ashorn	184
1975-76	Earl Garner	177
1976-77	Larry Hunt	149
1977-78	Oliver Mack	292
1978-79	Oliver Mack	215
1979-80	George Maynor	204
1980-81	Charles Watkins	110
1981-82	Morris Hargrove	124
1982-83	Johnny Edwards	221
1983-84	Curt Vanderhorst	141
1984-85	Curt Vanderhorst	210
1985-86	Marchell Henry	156
1986-87	Marchell Henry	205
1987-88	Gus Hill	169
1988-89	Blue Edwards	297
1989-90	Reed Lose	134

1990-91	Lester Lyons	179
1991-92	Lester Lyons	154
1992-93	Lester Lyons	161
1993-94	Anton Gill	161
1994-95	Anton Gill	188
1995-96	Tim Basham	115
1996-97	Raphael Edwards	133
1997-98	Raphael Edwards	169
1998-99	Garrett Blackwelder	107
1999-00	Neil Punt	123
2000-01	Gabriel Mikulas	138
2001-02	Erroyl Bing	119
2002-03	Derrick Wiley	145
2003-04	Derrick Wiley	146
2004-05	Mike Cook	157
2005-06	Corey Rouse	140
2006-07	Darrell Jenkins	125
2007-08	Sam Hinnant	105
2008-09	Sam Hinnant	138
2009-10	Brock Young	146
2010-11	Jontae Sherrod	153
2011-12	Darrius Morrow	160
2012-13	Maurice Kemp	231
2013-14	Akeem Richmond	181
2014-15	B.J. Tyson	143
2015-16	B.J. Tyson	173
2016-17	Kentrell Barkley	134
2017-18	B.J. Tyson	162
2018-19	Jayden Gardner	166

■ FREE THROWS MADE

Year	Player	FTM
1960-61	Charlie Lewis	63
1961-62	Benny Bowes	53
1962-63	Lacy West	91
1963-64	Billy Brogden	63
1964-65	Billy Brogden	60
1965-66	Jim Ray Cox	49
1966-67	Jim Ray Cox	70
1967-68	Vince Colbert	86
1969-70	Jim Gregory	74
1970-71	Al Faber	101
1971-72	Jerome Owens	121
1972-73	Earl Quash	76
1973-74	Tom Marsh	48
1974-75	Gregg Ashorn	58
1975-76	Reggie Lee	53
1976-77	Jim Ramsey	47
1977-78	Herb Krusen	47
1978-79	David Underwood	48
1979-80	George Maynor	51
1980-81	David Underwood	69
1981-82	Tony Byles	69
1982-83	Bruce Peartree	58
1983-84	Barry Wright	37
1984-85	Curt Vanderhorst	56
1985-86	Curt Vanderhorst	108
1986-87	Marchell Henry	108
1987-88	Kenny Murphy	34
1988-89	Kenny Murphy	39
1989-90	Steve Richardson	45
1990-91	Steve Richardson	41
1991-92	Lester Lyons	72
1992-93	Lester Lyons	86
1993-94	Lester Lyons	76
1994-95	Skipp Schaeffbauer	64
1995-96	Tim Basham	71
1996-97	Tony Parham	74
1997-98	Tony Parham	91
1998-99	Garrett Blackwelder	58
1999-00	Garrett Blackwelder	46
2000-01	Gabriel Mikulas	144
2001-02	Erroyl Bing	102

2002-03	Gabriel Mikulas	95
2003-04	Derrick Wiley	87
2004-05	Moussa Badiane	98
2005-06	Corey Rouse	118
2006-07	Darrell Jenkins	66
2007-08	John Fields	82
2008-09	Darrius Morrow	104
2009-10	Brock Young	158
2010-11	Darrius Morrow	159
2011-12	Miguel Paul	138
2012-13	Maurice Kemp	182
2013-14	Prince Williams	108
2014-15	B.J. Tyson	108
2015-16	Kentrell Barkley	93
2016-17	Kentrell Barkley	128
2017-18	B.J. Tyson	82
2018-19	Jayden Gardner	171

■ THREE-POINT FIELD GOALS MADE

Year	Player	GP	3FGs	3FG/G
1986-87	Keith Sledge	26	37	1.4
1987-88	Gus Hill	28	42	1.5
1988-89	Three tied	29	25	0.9
1989-90	Steve Richardson	31	55	1.8
1990-91	Steve Richardson	19	54	2.8
1991-92	Lester Lyons	28	58	2.1
1992-93	Ronnell Peterson	30	60	2.0
1993-94	Lester Lyons	26	66	2.5
1994-95	Tim Basham	29	61	2.1
1995-96	Tim Basham	27	63	2.3
1996-97	Othello Meadows	27	54	2.0
1997-98	Othello Meadows	27	52	1.9
1998-99	Brandon Hawkins	27	48	1.8
1999-00	Brandon Hawkins	28	61	2.2
2000-01	Fred Primus	27	80	2.9
2001-02	Kenyatta Brown	30	49	1.6
2002-03	Belton Rivers	27	40	1.5
2003-04	Belton Rivers	27	45	1.7
2004-05	Tom Hammonds	28	33	1.2
2005-06	Sam Hinnant	28	50	1.8
2006-07	Courtney Captain	30	64	2.1
2007-08	Sam Hinnant	30	74	2.5
2008-09	Sam Hinnant	30	85	2.8
2009-10	Jamar Abrams	31	56	1.8
2010-11	Jontae Sherrod	34	73	2.1
2011-12	Miguel Paul	31	68	2.2
2012-13	Akeem Richmond	35	105	3.0
2013-14	Akeem Richmond	34	155	4.6
2014-15	Terry Whisnant	33	77	2.3
2015-16	Caleb White	30	70	2.3
2016-17	Caleb White	33	72	2.3
2017-18	Shawn Williams	30	72	2.4
2018-19	Shawn Williams	26	70	2.7

Highest Scoring Games

■ ECU'S ALL-TIME 100-POINT GAMES

Score	Opponent	Date
126-111	ATLANTIC CHRISTIAN	12/07/68
121-82	MERCER	12/21/74
120-71	HIGH POINT	1957-58
119-92	CHARLESTON SOUTHERN	12/07/70
115-91	RICHMOND	12/29/70
113-96	ATLANTIC CHRISTIAN	02/20/65
112-62	Piedmont	1956-57
111-59	ST. ANDREWS	12/04/12
111-81	THE CITADEL	12/04/75
110-91	at Davidson	12/20/75
109-102	at Guilford	1959-60
109-78	EDINBORO	11/29/86
109-94	TENNESSEE TECH	12/12/92
108-75	ATLANTIC CHRISTIAN	02/07/66
108-66	VMI	01/10/70
108-68	NC WESLEYAN	11/24/90
107-68	PFEIFFER	1957-58
107-96	at Atlantic Christian	12/16/64
106-70	at Atlantic Christian	1950-51
106-97	ATLANTIC CHRISTIAN	12/06/69
106-130	at Maryland	12/07/77
105-69	ELON	1955-56
105-88	ELON	02/11/61
105-67	CAMPBELL	01/02/91
104-79	ATLANTIC CHRISTIAN	12/09/67
104-91	DAVIDSON	12/08/73
104-47	CHRISTOPHER NEWPORT	12/08/84
104-92	UNC GREENSBORO	12/28/00

Score	Opponent	Date
103-18	WASHINGTON ALL-STARs	1936-37
103-73	High Point	1952-53
103-73	BELMONT ABBEY	1953-54
103-79	GUILFORD	1954-55
103-36	GUILFORD	1959-60
103-81	SOUTHERN MISS	02/08/71
103-72	USC AIKEN	02/10/79
103-94	VMI	12/19/13
102-66	GUILFORD	1955-56
102-57	WESTERN CAROLINA	12/01/69
102-95	ALDERSON-BROADDUS	12/05/77
101-78	Frederick	12/17/63
101-72	FREDERICK	02/17/65
101-80	at Richmond	01/22/75
101-91	DAVIDSON	02/08/75
101-110	at Chattanooga	01/23/78
101-45	MILLIGAN	11/11/11
100-87	High Point	1952-53
100-61	HIGH POINT	1953-54
100-75	at Camp Lejeune	12/27/61
100-110	at Florida State	02/03/68
100-73	WASHINGTON & LEE	02/21, 68
100-68	ROANOKE	12/14/70
100-76	RICHMOND	02/19/75
100-61	LONGWOOD	12/02/91
100-88	BELMONT	11/29/00
100-59	UNC PEMBROKE	11/25/03

HOME GAMES IN ALL CAPS

■ MOST POINTS ALLOWED

Rk.	Opponent	Date	Pts	Result
1.	at Maryland	12/07/77	130	L, 106-130
2.	at Maryland	11/29/75	127	L, 84-127
	at Jacksonville	02/22/71	127	L, 69-127
4.	at Duke	11/26/90	125	L, 82-125
5.	Camp Lejeune	1945-46	118	L, 66-118
6.	at N.C. State	12/03/75	117	L, 81-117
7.	at St. Francis	12/16/67	113	L, 69-113
8.	at Maine	12/30/80	112	L, 81-112
	Atlantic Christian	1955-56	112	L, 93-112
10.	Jacksonville	02/05/70	111	L, 94-111
	Atlantic Christian	12/07/68	111	W, 126-111
	at Virginia Tech	02/02/62	111	L, 86-111
	West Virginia Tech	1959-60	111	L, 93-111
	High Point	1956-57	111	L, 94-111
15.	at UCF	02/20/08	110	L, 75-110
	at UT-Chattanooga	01/23/78	110	L, 101-110
	at Florida State	02/03/68	110	L, 100-110

Jamar Abrams ranks 20th all-time at ECU in scoring with 1,110 points.



■ MOST POINTS IN A HALF

Rk.	Opponent	Date	Pts (Half)	Result
1.	ST. ANDREWS	12/04/12	64 (1st)	W, 111-59
	ATLANTIC CHRISTIAN	12/07/68	64 (2nd)	W, 126-11
3.	EDINBORO STATE	11/29/86	63 (1st)	W, 109-78
	CHARLESTON SOUTHERN	12/07/70	63 (2nd)	W, 119-92
	WESTERN CAROLINA	12/01/69	63 (1st)	W, 102-57
6.	TENNESSEE TECH	12/12/92	62 (2nd)	W, 109-94
	at Davidson	01/20/75	62 (2nd)	W, 110-91
	MERCER	12/21/74	62 (1st)	W, 121-82
9.	at North Carolina	12/15/12	61 (2nd)	L, 87-93
10.	CAMPBELL	01/02/92	60 (1st)	W, 105-67
11.	HOUSTON	01/16/13	59 (2nd)	W, 89-78
	MERCER	12/21/74	59 (2nd)	W, 121-82
13.	SOUTH CAROLINA ST.	12/22/15	58 (1st)	W, 98-71
	at Maryland	12/07/77	58 (2nd)	L, 106-130

Rk.	Opponent	Date	Pts (Half)	Result
14.	N.C. Wesleyan	11/24/90	57 (2nd)	W, 108-68
15.	SMU	03/10/17	56 (2nd)	L, 77-81
	UNC GREENSBORO	12/13/08	56 (2nd)	W, 97-53
	UNC PEMBROKE	11/25/03	56 (1st)	W, 100-59
	UMBC	12/27/88	56 (2nd)	W, 97-78
	SOUTHERN MISS	02/08/71	56 (1st)	W, 103-81
	CHARLESTON SOUTHERN	12/07/70	56 (1st)	W, 119-92
20.	BELMONT	11/29/00	55 (1st)	W, 100-88
	at Arkansas State	11/17/00	55 (1st)	W, 86-72
	at Furman	02/02/94	55 (2nd)	L, 80-85
	at UT-Chattanooga	01/23/78	55 (1st)	L, 101-110
	at St. Peter's	01/08/75	55 (1st)	W, 95-92
	DAVIDSON	12/08/73	55 (2nd)	W, 104-91

Margins

■ LARGEST MARGIN OF VICTORY

Rk.	Opponent	Date	Score	Margin
1.	Washington All-Stars	1936-37	103-18	+85
2.	Guilford	1959-60	103-36	+67
3.	Edwards Military Institute	1946-47	98-33	+65
4.	Christopher Newport	12/08/84	104-47	+57
5.	MILLIGAN	11/11/11	101-45	+56
	Louisburg J.C.	1939-40	83-27	+56
7.	Louisburg J.C.	1945-46	78-23	+55
8.	ST. ANDREWS	12/04/12	111-59	+52
9.	CHOWAN	11/14/13	95-45	+50
	Morehead City All-Stars	1936-37	64-12	+50

■ LARGEST MARGIN OF VICTORY AGAINST DIVISION I OPPONENTS

Rk.	Opponent	Date	Score	Margin
1.	at Radford	12/03/02	89-42	+47
2.	UNC Greensboro	12/13/08	97-53	+44
3.	VMI	01/10/70	108-66	+42
4.	Campbell	11/22/03	93-54	+39
	Mercer	12/21/74	121-82	+39
6.	USF	01/17/18	90-52	+38
	Campbell	01/02/92	105-67	+38
8.	Radford	12/30/03	87-50	+37
9.	North Carolina A&T	12/10/03	86-53	+33
10.	Furman	12/16/93	92-61	+31
	Campbell	12/15/90	86-55	+31
12.	at James Madison	01/07/98	90-60	+30
	at George Mason	02/13/93	81-51	+30
	The Citadel	01/04/75	111-81	+30
	William & Mary	02/09/74	93-63	+30

■ LARGEST MARGIN OF DEFEAT

Rk.	Opponent	Date	Score	Margin
1.	at Davidson	02/18/64	45-105	-60
2.	at Jacksonville	02/22/71	69-127	-58
3.	Camp Lejeune	1945-46	66-118	-52
4.	at Houston	02/25/18	58-109	-51
	at Marshall	02/06/10	49-100	-51
	at Louisville	01/19/05	41-92	-51
7.	at Duke	11/30/88	46-95	-49
	at Duke	11/30/87	45-94	-49
9.	Camp Lejeune	1945-46	36-84	-48
10.	Houston	02/27/19	65-99	-44
	at North Carolina	12/07/14	108-64	-44
	at St. Francis (Pa.)	12/16/67	69-113	-44
	Phillips 66 Oilers	1955-56	58-102	-44

Travis Holcomb-Faye helped the Pirates post a 47-point win over Radford in 2002.



Freshman Season Records

POINTS SCORED

Rk.	Player	Year	Pts.
1.	Johnny Edwards	1983	539
2.	Jayden Gardner	2019	505
3.	Lester Lyons	1991	494
4.	Caleb White	2014	422
5.	Gabriel Mikulas	2001	420
6.	B.J. Tyson	2015	413
7.	Shawn Williams	2018	371
8.	Herb Gray	1977	321
9.	Anton Gill	1992	319
10.	Jim Ramsey	1977	317

HIGHEST SCORING AVERAGE

Rk.	Player	Year	PPG
1.	Johnny Edwards	1983	18.6
2.	Lester Lyons	1991	17.6
3.	Jayden Gardner	2019	16.3
4.	Gabriel Mikulas	2001	15.0
5.	B.J. Tyson	2015	12.5
6.	Shawn Williams	2018	12.4
	Caleb White	2014	12.4
8.	Reggie Lee	1974	11.7
9.	Herb Gray	1977	11.5
10.	Anton Gill	1992	11.4

REBOUNDS

Rk.	Player	Year	Rebs
1.	Jayden Gardner	2019	262
2.	Johnny Edwards	1983	244
3.	Erroyl Bing	2001	218
	Derek Batson	1984	218
5.	Gabe Blair	2007	211
6.	Brandan Stith	2014	209
7.	Darrius Morrow	2009	200
	Anton Gill	1992	200
9.	Ike Copeland	1990	195
10.	Kentrell Barkley	2016	191

REBOUNDING AVERAGE

Rk.	Player	Year	RPG
1.	Jayden Gardner	2019	8.5
2.	Johnny Edwards	1983	8.4
3.	Erroyl Bing	2001	7.8
4.	Anton Gill	1992	7.1
5.	Gabe Blair	2007	7.0
6.	Darrius Morrow	2009	6.7
7.	Kentrell Barkley	2016	6.4
8.	Brandan Stith	2014	6.3
	Ike Copeland	1990	6.3
10.	Herb Gray	1977	6.0

ASSISTS

Rk.	Player	Year	Ast
1.	Herb Dixon	1985	113
2.	Jeremy Sheppard	2017	104
3.	Japhet McNeil	2004	97
4.	Tony Parham	1995	96
	Jimmy Hinton	1988	96
6.	Kentrell Barkley	2016	91
7.	Lester Lyons	1991	86
8.	Mike Cook	2004	85
	Walter Moseley	1978	85
10.	T. Holcomb-Faye	2000	83

BLOCKED SHOTS

Rk.	Player	Year	Blk
1.	Moussa Badiane	2002	87
2.	John Fields	2007	48
3.	Brandan Stith	2014	39
	Derrick Battle	1984	30
5.	Lester Lyons	1991	28
6.	Johnny Edwards	1983	23
7.	Robert Sampson	2011	21
8.	Gabriel Mikulas	2001	20
9.	Chad Wynn	2008	18
10.	Herb Gray	1977	17

STEALS

Rk.	Player	Year	Stl
1.	Lester Lyons	1991	70
2.	Tony Parham	1995	46
3.	Jimmy Hinton	1988	42
	Johnny Edwards	1983	42
5.	Kentrell Barkley	2016	37
6.	Japhet McNeil	2004	36
7.	Brock Young	2008	35
8.	Jeremy Sheppard	2017	32
9.	Kareem Richardson	1993	31
	Barry Wright	1981	31
	Jim Ramsey	1977	31

FIELD GOALS

Rk.	Player	Year	FGs
1.	Johnny Edwards	1983	221
2.	Lester Lyons	1991	179
3.	Jayden Gardner	2019	166
4.	Caleb White	2014	147
5.	B.J. Tyson	2015	143
6.	Herb Gray	1977	139
7.	Gabriel Mikulas	2001	138
8.	Jim Ramsey	1977	135
9.	Reggie Lee	1974	134
10.	Anton Gill	1992	129

FIELD GOAL ATTEMPTS

Rk.	Player	Year	FGA
1.	Johnny Edwards	1983	416
2.	Lester Lyons	1991	386
3.	Jayden Gardner	2019	337
4.	B.J. Tyson	2015	312
5.	Jim Ramsey	1977	308
6.	Herb Gray	1977	306
7.	Caleb White	2014	301
8.	Reggie Lee	1974	295
9.	Shawn Williams	2018	289
10.	Sam Hinnant	2006	259

FIELD GOAL PERCENTAGE

(min 2.0 made pg)

Rk.	Player	Year	Pct
1.	Larry Hunt	1974	62.7
2.	John Fields	2007	62.4
3.	Gabriel Mikulas	2001	59.5
4.	Darrius Morrow	2009	55.6
5.	Moussa Badiane	2002	55.4
6.	Anton Gill	1992	53.8
7.	Johnny Edwards	1983	53.1
8.	Stanley Love	1988	51.7
9.	Jayden Gardner	2019	49.3
10.	Caleb White	2014	48.8

FREE THROWS

Rk.	Player	Year	FTM
1.	Jayden Gardner	2019	171
2.	Gabriel Mikulas	2001	144
3.	B.J. Tyson	2015	108
4.	Darrius Morrow	2009	104
5.	Johnny Edwards	1983	97
6.	Kentrell Barkley	2016	92
7.	Lester Lyons	1991	86
8.	Caleb White	2014	81
9.	Shawn Williams	2018	65
10.	Erroyl Bing	2001	64
	Kareem Richardson	1993	64

FREE THROW ATTEMPTS

Rk.	Player	Year	FTM
1.	Jayden Gardner	2019	228
2.	Gabriel Mikulas	2001	181
3.	Darrius Morrow	2009	160
4.	B.J. Tyson	2015	150
5.	Johnny Edwards	1983	144
6.	John Fields	2007	134
7.	Kentrell Barkley	2016	133
8.	Caleb White	2014	114
9.	Lester Lyons	1991	108
10.	Erroyl Bing	2001	98

■ FREE THROW PERCENTAGE (min 1.0 made pg)

Rk.	Player	Year	Pct
1.	Shawn Williams	2018	87.8
2.	Steve Richardson	1990	86.5
3.	Brock Young	2008	82.1
4.	Gabriel Mikulas	2001	79.6
	Lester Lyons	1991	79.6
6.	David Underwood	1979	78.7
7.	Tony Parham	1995	78.5
8.	Jim Ramsey	1977	77.0
9.	Jayden Gardner	2019	75.0
	Barry Wright	1981	75.0
	Al Tyson	1979	75.0
	Wade Henkel	1975	75.0

■ THREE-POINT FIELD GOALS

Rk.	Player	Year	3FG
1.	Shawn Williams	2018	72
2.	Steve Richardson	1990	55
3.	Jeremy Sheppard	2017	50
	Sam Hinnant	2006	50
	Lester Lyons	1991	50
6.	Brandon Hawkins	1999	48
7.	Caleb White	2014	47
8.	Tim Basham	1994	41
9.	Belton Rivers	2003	40
10.	Tony Parham	1995	36

■ THREE-POINT FIELD GOAL ATTEMPTS

Rk.	Player	Year	FGA
1.	Shawn Williams	2018	196
2.	Sam Hinnant	2006	154
3.	Jeremy Sheppard	2017	148
4.	Brandon Hawkins	1999	134
5.	Lester Lyons	1991	132
6.	Belton Rivers	2003	131
7.	Caleb White	2014	125
	Steve Richardson	1990	125
9.	Paris Roberts-Campbell	2012	116
10.	Tim Basham	1994	102

■ THREE-POINT FIELD GOAL PERCENTAGE (min 1.0 made pg)

Rk.	Player	Year	Pct.
1.	Steve Richardson	1990	44.0
2.	Tony Parham	1995	42.4
3.	Tim Basham	1994	40.2
4.	Erroyl Bing	2001	38.2
5.	Lester Lyons	1991	37.9
6.	Caleb White	2014	37.6
7.	Shawn Williams	2018	36.7
8.	Brandon Hawkins	1999	35.8
9.	Tom Hammonds	2005	34.4
10.	Jeremy Sheppard	2017	33.8

■ GAMES PLAYED

Rk.	Player	Year	GP
1.	Caleb White	2014	34
	Robert Sampson	2011	34
3.	B.J. Tyson	2015	33
	Lance Tejada	2015	33
	Brandan Stith	2013	33
	Paris Roberts-Campbell	2012	33
7.	Jayden Gardner	2019	31
	Marshall Guilmette	2013	31
	Ike Copeland	1990	31
	Steve Richardson	1990	31

■ GAMES STARTED

Rk.	Player	Year	GS
1.	Jayden Gardner	2019	31
2.	Caleb White	2014	30
	Ike Copeland	1990	30
3.	Tony Parham	1995	29
4.	Gabe Blair	2007	28
	Sam Hinnant	2006	28
	Gabriel Mikulas	2001	28
	Lester Lyons	1991	28
	Stanley Love	1988	28
9.	Derrick Battle	1984	27
10.	Anton Gill	1992	26

Records By Class

SINGLE-GAME	Freshmen	Sophomore	Junior	Senior
Points	36, Steve Richardson (2/3/90)	43, Gus Hill (2/13/88)	40, Anton Gill (1/19/94)	47, Oliver Mack (2/11/78)
Rebounds	20, Jayden Gardner (1/13/19)	24, two times	24, Erroyl Bing (1/25/03)	15, Larry Hunt (1/26/77)
Assists	13, Walter Moseley (1/23/78)	12, Paul Childress (12/24/90)	14, Tom Miller (1/8/69)	13, Ernie Pope (12/9/72)
SEASON	Freshman	Sophomore	Junior	Senior
Points	539, Johnny Edwards (1983)	503, Gus Hill (1988)	699, Oliver Mack (1978)	773, Blue Edwards (1989)
Rebounds	244, Johnny Edwards (1983)	332, Bill Otte (1962)	297, Al Faber (1972)	301, Corey Rouse (2006)
Field Goals	221, Johnny Edwards (1983)	189, Charles Alford (1966)	292, Oliver Mack (1978)	297, Blue Edwards (1989)
FG Attempts	416, Johnny Edwards (1983)	424, Mike Cook (2005)	554, Oliver Mack (1978)	539, Blue Edwards (1989)
FG Percentage	.624, John Fields (2007)	.586, Larry Hunt (1975)	.618, Chuckie Robinson (1995)	.592, Leon Bass (1987)
3-Point FGs	72, Shawn Williams (2018)	70, Shawn Williams (2019)	105, Akeem Richmond (2013)	155, Akeem Richmond (2014)
3-Point Attempts	196, Shawn Williams (2018)	195, Shawn Williams (2019)	218, Fred Primus (2001)	187, Courtney Captain (2007)
3-Point Percentage	.440, Steve Richardson (1990)	.444, Othello Meadows (1996)	.432, Othello Meadows (1997)	.425, Keith Sledge (1987)
Free Throws	171, Jayden Gardner (2019)	123, Gus Hill (1988)	122, Jim Modlin (1969)	174, Richard Kier (1969)
Free Throw Attempts	228, Jayden Gardner (2019)	163, Gus Hill, (1988)	188, Jerry Woodside (1965)	231, Richard Kier (1969)
Free Throw Percentage	.878, Shawn Williams (2018)	.853, Bruce Peartree (1983)	.866, Garrett Blackwelder (1999)	.869, Benny Bowes (1962)
Assists	113, Herb Dixon (1985)	122, Japhet McNeil (2005)	166, Darrell Jenkins (2007)	181, Darrell Jenkins (2008)
Blocked Shots	87, Moussa Badiane (2002)	62, Moussa Badiane (2003)	90, Moussa Badiane (2004)	95, Andre Washington (2017)
Steals	79, Lester Lyons (1991)	59, Japhet McNeil (2005)	69, Lester Lyons (1993)	53, Lester Lyons (1994)
Minutes Played	996, Johnny Edwards (1983)	1066, Kentrell Barkley (2017)	1081, Brock Young (2010)	1202, Maurice Kemp (2013)

Minges Coliseum Attendance



ATTENDANCE

Year	Record	Total Att.	Avg. Att.
1967-68	7-5		
1968-69	11-3		
1969-70	11-2	31,500	2,423
1970-71	10-4		
1971-72	8-2		
1972-73	9-1		
1973-74	9-3		
1974-75	11-1	46,503	3,875
1975-76	8-3	30,475	2,540
1976-77	8-5	35,200	2,708
1977-78	4-7	42,537	3,545
1978-79	7-5	46,900	3,908
1979-80	12-1	32,200	2,477
1980-81	7-4	20,800	1,981
1981-82	7-5	27,950	2,328
1982-83	9-3	39,700	3,308
1983-84	4-8	19,300	1,608
1984-85	5-8	29,179	2,245
1985-86	9-3	31,027	2,586
1986-87	8-4	41,718	3,477
1987-88	6-7	36,594	2,815
1988-89	10-4	57,862	4,133
1989-90	8-5	44,641	3,434
1990-91	8-5	38,950	2,996
1991-92	9-4	32,477	2,498
1992-93	6-6	42,550	3,546
1993-94	10-2	57,834	4,820
1994-95	9-3	71,761	5,980*
1995-96	11-3	61,556	4,397
1996-97	10-2	54,443	4,537
1997-98	7-6	52,522	4,040
1998-99	8-4	47,632	3,969
1999-00	7-6	46,788	3,599
2000-01	10-3	52,678	4,052

2001-02	10-5	69,403	4,603
2002-03	8-6	81,538	5,824
2003-04	10-5	79,598	5,307
2004-05	6-7	62,398	4,800
2005-06	7-8	77,538	5,170
2006-07	5-9	63,457	4,533
2007-08	9-7	89,406	4,706
2008-09	10-6	80,678	5,042
2009-10	5-9	52,496	3,750
2010-11	11-5	73,053	4,566
2011-12	10-7	81,609	4,801
2012-13	17-4	97,838	4,659
2013-14	10-7	75,370	4,434
2014-15	11-5	75,138	4,696
2015-16	8-8	71,116	4,445
2016-17	12-5	68,089	4,005
2017-18	8-11	63,899	3,363
2018-19	9-9	67,581	3,754

51 Years 449-260

**School Record*

SINGLE-GAME RECORDS

Rk	Attendance	Opponent	Date
1.	8,081	vs. Marquette	Dec. 30, 2002
2.	8,056	vs. Louisville	Jan. 16, 2003
3.	7,670	vs. UNC Wilmington	Feb. 25, 1995
4.	7,623	vs. N.C. State	Dec. 8, 2007
5.	7,611	vs. James Madison	Jan. 14, 1995
6.	7,575	vs. Wake Forest	Dec. 22, 2008
7.	7,553	vs. Memphis	Jan. 11, 2006
	7,553	vs. Louisville	Jan. 15, 2004
9.	7,500	vs. UNC Wilmington	Feb. 22, 1997
		vs. East Tennessee State	Jan. 6, 1995
		vs. South Carolina	Dec. 10, 1969
12.	7,432	vs. Louisville	Jan. 16, 2002
13.	7,311	vs. UNC Wilmington	Feb. 20, 1999
14.	7,242	vs. Marquette	Feb. 26, 2002
15.	7,143	vs. Cincinnati	Jan. 5, 2002

Minges Coliseum Records

Team

■ POINTS IN A GAME

ECU: 126 vs. Atlantic Christian (Dec. 7/68)
Opponent: 111 by Jacksonville (02/05/70)
111 by Atlantic Christian (12/07/68)

■ POINTS IN A HALF

ECU: 64 (First) vs. St. Andrews (12/04/12)
64 (Second) vs. Atlantic Christian (12/07/68)
Opponent: 66 (Second) by Atlantic Christian (12/07/68)

■ MARGIN OF VICTORY

ECU: 57 vs. Christopher Newport (12/08/84)
Opponent: 38 by Southern Miss (02/14/07)

■ MOST FIELD GOALS MADE

ECU: 50 vs. Mercer (12/21/74)
Opponent: 49 by Old Dominion (01/31/78)

■ MOST FIELD GOAL ATTEMPTS

ECU: 101 vs. Buffalo (02/06/74)
Opponent: 103 by Mercer (12/21/74)

■ HIGHEST FIELD GOAL PERCENTAGE

ECU: .733 (44-60) vs. Atlantic Christian (12/07/68)
Opponent: .697 (23-33) by George Mason (02/22/82)

■ MOST THREE-POINT FIELD GOALS MADE

ECU: 18 vs. St. Andrews (12/04/12)
Opponent: 16 by Belmont (11/29/00)

■ MOST THREE-POINT FIELD GOAL ATTEMPTS

ECU: 40 vs. Houston (03/01/08)
Opponent: 38 by Belmont (11/29/00)

■ HIGHEST THREE-POINT FIELD GOAL PERCENTAGE (MIN. 10 ATT.)

ECU: .625 (15-24) vs. SMU (02/27/08)
Opponent: .800 (8-10) by Richmond 02/20/88)

■ MOST FREE THROWS MADE

ECU: 38 vs. Atlantic Christian (12/06/69)
Opponent: 44 by Baptist College (12/07/70)

■ MOST FREE THROW ATTEMPTS

ECU: 56 vs. Atlantic Christian (12/06/69)
Opponent: 57 by Baptist College (12/07/70)

■ HIGHEST FREE THROW PERCENTAGE (MIN. 10 ATT.)

ECU: 1.000 (14-14) vs. Marshall (02/18/06)
Opponent: 1.000 (10-10) by Gardner-Webb (12/19/03)
1.000 (12-12) by Marquette (12/30/02)

■ MOST REBOUNDS

ECU: 72 vs. USF (01/25/03)
Opponent: 62 by American (02/11/85)

■ MOST ASSISTS

ECU: 38 vs. Mercer (12/21/74)
Opponent: 25 by American (02/11/85)

■ MOST TURNOVERS

ECU: 34 vs. Atlantic Christian (12/07/68)
Opponent: 34 by Berry (12/08/80)

■ MOST BLOCKED SHOTS

ECU: 13 vs. American (01/31/87)
Opponent: 10 by Old Dominion (12/29/90)

■ MOST STEALS

ECU: 18 vs. Marshall (02/12/11)
Opponent: 14 by UTEP (01/17/09)

■ MOST PERSONAL FOULS

ECU: 36 vs. Charlotte (02/07/04)
Opponent: 36 by Atlantic Christian (12/07/69)

Individual

■ MOST POINTS SCORED

ECU: 47, Oliver Mack vs. USC Aiken (02/11/78)
Opponent: 39, Brian Rowsom of UNC Wilmington (01/17/87)

■ MOST FIELD GOALS

ECU: 19, Oliver Mack vs. USC Aiken (02/11/78)
Opponent: 14, David Robinson of Navy (01/26/85)

■ MOST FIELD GOAL ATTEMPTS

ECU: 36, Oliver Mack vs. USC Aiken (02/11/78)
Opponent: 32, Teko Wynder of Mercer (12/21/74)

■ MOST THREE-POINT FIELD GOALS

ECU: 10, Akeem Richmond vs. Fayetteville State (12/03/13)
Opponent: 8, Jason Williams of George Mason (02/05/96)
8, David Evans of Colorado State (12/20/95)

■ MOST THREE-POINT FIELD GOAL ATTEMPTS

ECU: 16, Sam Hinnant vs. Houston (03/01/08)
Opponent: 16, Doug Day of Radford (12/22/90)

■ MOST FREE THROWS MADE

ECU: 15, Jontae Sherrod vs. UTEP (02/23/11)
Opponent: 19, Dick Esleeck of Furman (01/06/70)

■ MOST FREE THROWS ATTEMPTS

ECU: 20, Jontae Sherrod vs. Memphis (03/02/11)
Opponent: 21, Dick Esleeck of Furman (01/06/70)

■ MOST REBOUNDS

ECU: 24, Erroyl Bing vs. USF (01/25/03)
Opponent: 19, Artis Gilmore of Jacksonville (02/05/70)

■ MOST ASSISTS


ECU: 14, Brock Young vs. Rice (02/14/09)
Opponent: 12, Jeremy Wise of Southern Miss (02/16/08)

■ MOST BLOCKED SHOTS

ECU: 8, Moussa Badiane vs. Memphis (02/11/04)
8, Moussa Badiane vs. Old Dominion (12/08/11)
8, Greg Cornelius vs. UNC Asheville (01/21/78)
Opponent: 5, Hassan Whiteside of Marshall (01/09/10)

■ MOST STEALS

ECU: 7, Lester Lyons vs. UNC Wilmington (02/23/91)
7, Curt Vanderhorst vs. Winthrop (02/13/85)
Opponent: 6, Brad Childress of Campbell (12/12, 1989)



*Oliver Mack scored a Minges Coliseum record
42 points against USC Aiken in 1978.*

Opponent Records

Game

■ MOST POINTS SCORED

Individual: 45, Randy Culpepper of UTEP (02/13/10)
45, Ray Simpson of Furman (02/05/72)
Team: 130 by Maryland (12/07/77)

■ MOST REBOUNDS

Individual: 28, Artis Gilmore of Jacksonville (02/27/91)
Team: 68 by High Point (12/04/63)

■ MOST FIELD GOALS

Individual: 19, Ray Simpson of Furman (02/05/72)
Team: 52 by Maryland (12/07/77)

■ MOST FREE THROWS

Individual: 21, Stefon Jackson of UTEP (02/23/08)
Team: 44 by Baptist College (12/07/70)

■ ASSISTS

Individual: 16, Mike Carroll of Pan American (02/09/81)
Team: 33 by Maine (02/03/80)

■ STEALS

Individual: 7, Rodney McKeever of The Citadel (02/22/75)
7, Darryl Franklin of American (01/16/95)
Team: 19 by NC State (12/05/73)

■ BLOCKED SHOTS

Individual: 13, Artis Gilmore of Jacksonville (02/22/71)
Team: 13 by Jacksonville (02/22/71)

■ FIELD GOAL ATTEMPTS

Individual: 33, Roy Simpson of Furman (02/05/72)
Team: 104 by Tennessee-Chattanooga (01/23/78)

■ FIELD GOAL PERCENTAGE (*min. 10 att.*)

Individual: 100.0 (12-12), David Robinson of Navy (Mar. 7/85)
Team: 69.7 by George Mason (02/22/82)

■ THREE-POINT FIELD GOALS

Individual: 9, Randy Culpepper of UTEP (02/13/10)
Team: 16 by Houston (01/23/19)
16 by Belmont (11/29/00)

■ THREE-POINT FIELD GOAL ATTEMPTS

Individual: 16, Doug Day of Radford (12/22/90)
Team: 33 by Virginia Tech (11/27/01)

■ THREE-POINT FIELD GOAL PERCENTAGE

Individual: 1.000 (7-7), Neil Watson of Southern Miss (03/02/13)
Team: 80.0 (8-10) by Richmond (02/20/88)

Season

■ POINTS

Most Points Scored: 2,484 (2012-13)
Fewest Points Scored: 1,364 (1958-59)
Highest Scoring Average: 88.8 (1977-78)
Lowest Scoring Average: 64.9 (1962-63)

■ FIELD GOALS

Most: 926 (1977-78)
Fewest: 528 (1962-63)
Most Attempts: 2,142 (2012-13)
Fewest Attempts: 1,201 (1962-63)
Highest Percentage: 50.6 (1981-82)
Lowest Percentage: 39.2 (2016-17)

■ FREE THROWS

Most: 537 (1968-69)
Fewest: 329 (1987-88)
Most Attempts: 782 (1969-70)
Fewest Attempts: 471 (1962-63)
Highest Percentage: 74.9 (1962-63)
Lowest Percentage: 65.1 (1969-70)

■ REBOUNDS

Most: 1,316 (2012-13)
Highest Average: 43.8 (1963-64; 1970-71)
Lowest Average: 31.1 (1981-82)

■ PERSONAL FOULS

Most: 659 (2012-13)
Fewest: 356 (1962-63)
Most Disqualifications: 36 (1968-69)
Fewest Disqualifications: 5 (1984-85)

■ THREE-POINT FIELD GOALS


Most: 249 (2015-16)
Most Attempts: 752 (2015-16)
Highest Percentage: 42.1 (1991-92)

■ TABS

Most Turnovers: 475 (2012-13)
Most Assists: 603 (2012-13)
Most Blocked Shots: 121 (2009-10; 2018-19)
Most Steals: 281 (2009-10)

HONORS

ECU



Conference/District Honors

SOUTHERN CONFERENCE

All-Southern Conference

1969: Jim Modlin (Second)
 1970: Tom Miller (First)
 Jim Modlin (Second)
 1971: Jim Gregory (First)
 Al Faber (Second)
 1973: Earl Quash (Second)
 1974: Nicky White (First)
 1975: Greg Ashorn (Second)
 Robert Jeter (Second)
 Donnie Ownes (HM)
 1976: Earl Garner (Second)
 Reggie Lee (HM)
 1977: Larry Hunt (Second)

SoCon All-Freshman/Rookie

1974: Reggie Lee
 1976: Louis Crosby
 1977: Herb Gray
 Jim Ramsey

SoCon All-Sophomore

1971: Al Faber
 Dave Franklin

SoCon All-Tournament

1969: Jim Modlin (First)
 1972: Jim Farley (First)
 Ernie Pope (First)
 1975: Robert Geter (Second)

Larry Hunt (Second)
 1977: Jim Ramsey (Second)

SoCon Coach-of-the-Year

1969: Tom Quinn
 1975: Dave Patton

SoCon Player-of-the-Week

1969: Jim Modlin

CAA

All-ECAC South

1983: Johnny Edwards (First)

CAA Player-of-the-Year

1989: Blue Edwards

CAA Rookie-of-the-Year

1988: Gus Hill
 1991: Lester Lyons
 2001: Gabriel Mikulas

All-CAA

1987: Marchell Henry (First)
 1988: Gus Hill (First)
 1989: Blue Edwards (First)
 1991: Lester Lyons (Second)
 1994: Lester Lyons (Second)
 1995: Anton Gil (First)
 1997: Raphael Edwards (Second)
 1998: Raphael Edwards (First)
 2001: Gabriel Mikulas (Second)

CAA All-Rookie

1988: Gus Hill
 1990: Ike Copeland
 Steve Richardson
 1991: Kevin Armstrong
 Lester Lyons
 1992: Anton Gil
 1993: Kareem Richardson
 1994: Tim Basham
 1995: Tony Parham
 2001: Erroyl Bing
 Gabriel Mikulas

CAA All-Defensive Team

1989: Jeff Kelly
 1993: Lester Lyons
 1994: Lester Lyons

All-CAA Tournament

1993: Ike Copeland
 Lester Lyons (MVP)

CAA Player-of-the-Week

1987: Blue Edwards
 Marchell Henry
 1988: Gus Hill
 Reed Lose
 1989: Blue Edwards (3)
 1990: Steve Richardson
 1991: Lester Lyons
 1992: Anton Gil
 Steve Richardson
 1993: Lester Lyons
 1995: Anton Gil

Chuckie Robinson
 1996: Tim Basham
 1998: Raphael Edwards (2)
 1999: Evaldas Joycs
 2001: Gabriel Mikulas
 Fred Primus

CAA 25th Anniversary Team

2010: Blue Edwards

CONFERENCE USA

C-USA Sixth Man-of-the-Year

2011: Brock Young

All-Conference USA

2006: Corey Rouse (Second)
 2010: Brock Young (Third)
 2011: Jontae Sherrod (Third)
 2012: Miguel Paul (Second)
 Darius Morrow (Third)
 2013: Maurice Kemp (First)
 Miguel Paul (Second)
 2014: Akeem Richmond (Second)

C-USA All-Freshman

2002: Moussa Badiane
 2004: Mike Cook
 2005: Tom Hammonds
 2006: Sam Hinnant
 2007: John Fields
 2009: Darius Morrow

C-USA All-Tournament

2011: Darius Morrow

C-USA Player-of-the-Week

2003: Gabriel Mikulas
 2004: Erroyl Bing
 2005: Moussa Badiane
 2006: Corey Rouse
 2008: Sam Hinnant
 2011: Jontae Sherrod
 Jamar Abrams
 2013: Maurice Kemp
 Akeem Richmond
 2014: Akeem Richmond

C-USA Rookie-of-the-Week

2009: Darius Morrow
 2012: Marshall Guilmette
 2014: Caleb White

NABC

All-District XI

2012: Miguel Paul (Second)
 2013: Maurice Kemp (Second)


All-District XXV

2019: Jayden Gardner(Second)



Maurice Kemp

American Athletic Conference Honors



Most Improved:
2016 Prince Williams



Caleb White



B.J. Tyson



Andre Washington

AMERICAN ALL-FRESHMAN

- 2015: B.J. Tyson (unanimous)
- 2016: Kentrell Barkley
- 2017: Jeremy Sheppard
- 2018: Shawn Williams (unanimous)
- 2019: Jayden Gardner (unanimous)

AMERICAN ROOKIE-OF-THE-WEEK

- 2015: B.J. Tyson (4)
- 2016: Kentrell Barkley (1)
- 2017: Jeremy Sheppard (1)
- 2018: Shawn Williams (4)
- 2019: Jayden Gardner (5)

AMERICAN WEEKLY HONOR ROLL

- 2015: Caleb White (2), Terry Whisnant (1)
- 2016: Caleb White (3), B.J. Tyson (2), Kentrell Barkley (1), Prince Williams (1)
- 2017: Kentrell Barkley (3), Caleb White (3), B.J. Tyson (1), Andre Washington (1)
- 2018: Isaac Fleming (1), B.J. Tyson (1)
- 2019: Isaac Fleming (1), Jayden Gardner (1)



Jayden Gardner

Academic Honors

Team Academic Excellence Awards

2007-08	Conference USA
2018-19	American Athletic Conference National Association of Basketball Coaches

NABC Honors Court

2006-07	Taylor Gagnon
2008-09	Greyson Sargent
2009-10	Evan Salzano Greyson Sargent
2012-13	Peter Torlak
2013-14	Peter Torlak
2014-15	Francis Edosomwan Peyton Robbins
2017-18	Justice Obasohan
2018-19	Addison Hill Justice Obasohan John Whitley

Colonial Athletic Association Academic Team

1988-89	Jeff Kelly
1990-91	Paul Childress
1991-92	Paul Childress Antti Jokinen
1994-95	Skip Schaeffbauer

Conference USA All-Academic Team

2007-08	Taylor Gagnon
2011-12	Maurice Kemp

Conference USA Commissioner's Honor Roll

2004-05	Taylor Gagnon Will O'Neil
2005-06	Taylor Gagnon Sam Hinnant Jeremy Ingram William O'Neil Jeffrey Robinson
2006-07	Cory Farmer Taylor Gagnon Greyson Sargent
2007-08	Brandon Evans Taylor Gagnon Greyson Sargent
2008-09	Greyson Sargent
2009-10	Evan Salzano Greyson Sargent
2010-11	Evan Salzano Robert Sampson Petar Torlak
2011-12	Maurice Kemp Robert Sampson Petar Torlak
2012-13	Marshall Guilmette Petar Torlak
2013-14	Francis Edosomwan Marshall Guilmette Peyton Robbins Petar Torlak

Greyson Sargent was a two-time member of the NABC Honors Court and earned a place on the Conference USA Commissioner's Honor Roll four times.



The American All-Academic Team

2014-15	Drew Bost Grant Bryant Peyton Robbins Lance Tejada Francis Edosomwan Prince Williams
2015-16	Kanu Aja Drew Bost Michel-Ofik Nzege Justice Obasohan
2016-17	Justice Obasohan Andre Washington John Whitley
2017-18	Jabari Craig K.J. Davis Justice Obasohan Dimitrije Spasojevic Justin Whitley John Whitley
2018-19	Tyler Foster Jayden Gardner Addison Hill Justice Obasohan Samson Strickland Dimitrije Spasojevic DeShaun Wade John Whitley



Student-athletes named to the Commissioner's Honor Roll and/or the All-Academic Team must maintain a cumulative grade point average of 3.0 or better.

Nutrien All-Academic Team

1990-91	Paul Childress
1991-92	Paul Childress
1992-93	Kareem Richardson
1993-94	Skip Schaeffbauer
1994-95	Skip Schaeffbauer
1998-99	Evaldas Jyocys
1999-00	Bryan Foxx
2000-01	Gabriel Mikulas
2001-02	Gabriel Mikulas
2002-03	Gabriel Mikulas
2003-04	Gabriel Mikulas
2004-05	Will O'Neil
2005-06	Will O'Neil
2006-07	Taylor Gagnon
2007-08	Taylor Gagnon
2008-09	Greyson Sargent
2009-10	Greyson Sargent
2010-11	Evan Salzano
2011-12	Petar Torlak
2012-13	Petar Torlak
2013-14	Petar Torlak
2014-15	Peyton Robbins
2015-16	Peyton Robbins
2016-17	Justice Obasohan
2017-18	Justice Obasohan
2018-19	Justice Obasohan

The Nutrien All-Academic Team is comprised of ECU student-athletes who hold the highest cumulative GPA on their respective teams (minimum GPA of 3.0).


ECU Athletics Hall Of Fame Basketball Players



Year Inducted	Name	Years at ECU
1974	Sonny Russell	1949-53
1979	Ike Riddick	1957-60
1982	James Gregory	1969-71
1991	Charlie Adams	1956-59
1991	Jerry Woodside	1963-66
2002	Theodore "Blue" Edwards	1986-87, '88-89
2013	Don Harris	1954-57
2018	Lester Lyons	1990-94

■ MULTI-SPORT ATHLETES

Year Ind.	Name	Years at ECU	Other Sports Played/Coached
1974	Bobby Hodges	1950-53	Football
1974	Lacy West	1959-63	Baseball
1977	Earl Smith	1936-39	Football, Baseball
1978	Jim Johnson	1933-37	Football, Baseball
1979	Lex Ridenhour	1935-39	Football, Baseball, Tennis
1980	Cecil Heath	1951-55	Baseball
1983	Coach Howard Porter	1946-70	Golf, Tennis
1983	J.C. Thomas	1953-56	Baseball
1984	Lawrence "Cotton" Clayton	1958-61	Baseball
1992	Bill Greene	1940-43	Football
1993	Coach John Christenbury	1940-41	Football, Baseball
1997	Paul Gay	1951-53	Football, Baseball
2009	Vince Colbert	1966-68	Baseball



Pirates In The NBA

THE NBA DRAFT

Yr.	Rd.	Pick	Player	Name	Team
1954	8	3	66	Bobby Hodges	Philadelphia Warriors
1968	10	9	129	Charles Alford	Los Angeles Lakers
1979	2	3	25	Oliver Mack	Los Angeles Lakers
1979	4	6	72	George Maynor	Chicago Bulls
1989	1	21	21	Blue Edwards	Utah Jazz

CAREER STATISTICS OF NBA PLAYERS

THEODORE "BLUE" EDWARDS

Year	Team	G	Pts	PPG	FGM	FGA	PCT	FTM	FTA	PCT	3PM	3PA	PCT	REB	RPG	AST	STL	BLK
1989-90	UTA	82	727	8.9	286	564	.507	146	203	.719	9	30	.300	251	3.1	145	76	36
1990-91	UTA	62	576	9.3	244	464	.526	82	117	.701	6	24	.250	201	3.2	108	57	29
1991-92	UTA	81	1018	12.6	433	830	.522	113	146	.774	39	103	.379	298	3.7	137	81	46
1992-93	MIL	82	1382	16.9	554	1083	.512	237	300	.790	37	106	.349	382	4.7	214	129	45
1993-94	MIL	82	953	11.6	382	800	.478	151	189	.799	38	106	.358	329	4.0	171	83	27
1994-95	BOS	31	220	7.1	83	195	.426	43	48	.896	11	43	.256	65	2.1	47	19	10
1994-95	UTA	36	239	6.6	98	198	.495	32	42	.762	11	32	.344	65	1.8	30	24	6
1995-96	VAN	82	1043	12.7	401	956	.419	157	208	.755	84	245	.343	346	4.2	212	118	46
1996-97	VAN	61	478	7.8	182	458	.397	89	109	.817	25	89	.281	189	3.1	114	38	20
1997-98	VAN	81	872	10.8	326	742	.439	180	215	.837	40	120	.333	217	2.7	201	86	28
1998-99	MIA	24	77	3.2	32	72	.444	9	13	.692	4	10	.400	33	1.4	30	17	5
Totals		704	7585	10.8	3021	6362	.475	1239	1590	.779	304	908	.335	2376	3.4	1409	728	298

JONATHAN KERNER

Year	Team	G	Pts	PPG	FGM	FGA	PCT	FTM	FTA	PCT	3PM	3PA	PCT	REB	RPG	AST	STL	BLK
1988-89	ORL	1	0	0.0	0	1	.000	0	0	.000	0	0	.000	0	0.0	0	0	0

OLIVER MACK

Year	Team	G	Pts	PPG	FGM	FGA	PCT	FTM	FTA	PCT	3PM	3PA	PCT	REB	RPG	AST	STL	BLK
1979-80	LAL	27	51	1.9	21	50	.420	9	18	.500	0	1	.000	22	2.0	4	0	9
1979-80	CHI	23	183	8.0	77	149	.517	29	33	.879	0	4	.000	49	2.1	33	20	3
1980-81	CHI	3	3	1.0	1	6	.167	1	2	.500	0	0	.000	1	0.3	1	1	0
1980-81	DAL	62	635	10.2	278	600	.460	79	123	.642	0	9	.000	229	3.7	162	55	7
1981-82	DAL	13	44	3.4	19	59	.322	6	8	.750	0	2	.000	18	1.4	14	5	1
Totals		128	916	7.2	396	864	.458	124	184	.674	0	16	.000	319	2.5	230	85	11



Blue Edwards (left) played 10 seasons for five different NBA franchises.



Oliver Mack (right) spent three seasons in the NBA with three teams.

POSTSEASON



Postseason Tournament Results

■ NCAA

Year	Opponent	W/L	Score	Site
1972	Villanova	L	70-85	Princeton, N.J.
1993	North Carolina	L	65-85	Winston-Salem, N.C.

■ NAIA NATIONAL CHAMPIONSHIPS

Year	Opponent	W/L	Score	Round
1953	Arkansas Tech	L	61-65	First Round
1954	St. Benedict's	L	61-68	First Round

■ NAIA DISTRICT 26

Year	Opponent	W/L	Score	Round
1952	High Point	W	69-61	Semifinals
	Elon	L	67-75	Championship
1953	High Point	W	103-73	Semifinals
	Elon	W	72-56	Championship
1954	Presbyterian	W	80-71	Semifinals
	Erskine	W	80-64	Championship
1955	Atlantic Christian	L	98-107	Semifinals
1956	Presbyterian	L	84-106	Semifinals
1958	Lenoir-Rhyne	L	79-102	Semifinals

■ COLLEGIATE COMMISSIONERS TOURNAMENT

Year	Opponent	W/L	Score	Site
1975	Arizona	L	78-94	Louisville, Ky.

■ COLLEGEINSIDER.COM POSTSEASON TOURNAMENT

Year	Opponent	W/L	Score	Site
2011	Jacksonville	L	66-71 (ot)	Greenville, N.C.
2013	Savannah State	W	66-65	Greenville, N.C.
	Rider	W	75-54	Greenville, N.C.

Loyola (Md.)	W	70-58	Greenville, N.C.
Evansville	W	81-58	Greenville, N.C.
Weber State	W	77-74	Ogden, Utah
2014 Wright State	L	59-73	Greenville, N.C.

■ NORTH STATE CONFERENCE

Year	Opponent	W/L	Score	Round
1948	Guilford College	L	39-53	First Round
1949	Western Carolina	W	49-43	First Round
	Appalachian State	L	52-69	Semifinals
1950	Lenoir-Rhyne	L	34-52	First Round
1951	Lenoir-Rhyne	W	76-72	First Round
	Catawba	W	68-63	Semifinals
	High Point	L	62-66	Championship
1952	Lenoir-Rhyne	L	73-85	First Round
1953	Guilford College	W	85-57	First Round
	High Point	L	65-68	Semifinals
1954	Guilford College	W	74-54	First Round
	Elon	W	80-65	Semifinals
	Atlantic Christian	W	86-75	Championship
1955	High Point	L	71-90	First Round
1956	Catawba	W	91-70	First Round
	Elon	L	64-82	Semifinals
1957	Western Carolina	L	69-83	First Round
1958	Appalachian State	W	78-77	First Round
	High Point	L	78-79	Semifinals
1959	Catawba	L	70-74	First Round
1960	Appalachian State	L	79-87	First Round
1961	Atlantic Christian	L	71-72	First Round

■ CAROLINAS CONFERENCE

Year	Opponent	W/L	Score	Round
1962	Catawba	L	76-81	First Round



■ SOUTHERN CONFERENCE

Year	Opponent	W/L	Score	Site
1966	Richmond	L	74-76	Charlotte
1967	West Virginia	L	53-82	Charlotte
1968	West Virginia	L	71-76	Charlotte
1969	William & Mary	W	48-35	Charlotte
	George Washington	W	84-79	
	Davidson	L	76-102	
1970	Richmond	L	73-74	Charlotte
1971	Richmond	L	67-69	Charlotte
1972	The Citadel	W	80-71	Greenville, S.C.
	Davidson	W	81-77	
	Furman	W	77-75 (ot)	
1973	Richmond	W	92-62	Richmond, Va.
	Furman	L	60-68	
1974	William & Mary	L	67-75 (2ot)	Richmond, Va.
1975	The Citadel	W	78-66	Greenville, N.C.
	William & Mary	L	66-69	Greenville, S.C.
1976	Appalachian State	L	72-79	Greenville, N.C.
1977	William & Mary	W	79-76	Williamsburg, Va.
	VMI	L	77-88	Roanoke, Va.

■ ECAC-SOUTH

Year	Opponent	W/L	Score	Site
1983	George Mason	W	68-65	Richmond, Va.
	William & Mary	L	45-48	
1984	William & Mary	L	32-47	Harrisonburg, Va.
1985	Navy	L	73-94	Williamsburg, Va.

■ COLONIAL ATHLETIC ASSOCIATION

Year	Opponent	W/L	Score	Site
1986	UNC Wilmington	L	54-75	Wilmington, N.C.
1987	UNC Wilmington	L	58-59	Hampton, Va.
1988	Richmond	L	41-67	Hampton, Va.
1989	American	W	76-58	Hampton, Va.
	George Mason	L	58-65	
1990	George Mason	L	62-66	Richmond, Va.
1991	Richmond	L	62-86	Richmond, Va.
1992	American	L	69-76	Richmond, Va.
1993	Old Dominion	W	73-67	Richmond, Va.
	UNC Wilmington	W	55-50	
	James Madison	W	54-49	
1994	Richmond	L	55-58	Richmond, Va.
1995	American	L	67-75	Richmond, Va.
1996	American	W	76-60	Richmond, Va.
	VCU	L	60-75	
1997	James Madison	L	67-79 (2ot)	Richmond, Va.
1998	VCU	L	62-65	Richmond, Va.
1999	Old Dominion	L	62-65 (2ot)	Richmond, Va.
2000	American	L	54-74	Richmond, Va.
2001	Ineligible	-		Richmond, Va.


■ CONFERENCE USA

Year	Opponent	W/L	Score	Site
2002	Houston	L	49-58	Cincinnati, Ohio
2003	Did Not Qualify	-		Louisville, Ky.
2004	Louisville	L	54-61	Cincinnati, Ohio
2005	Did Not Qualify	-		Memphis, Tenn.
2006	UCF	L	52-65	Memphis, Tenn.
2007	Tulsa	L	50-65	Memphis, Tenn.
2008	Tulsa	L	49-66	Memphis, Tenn.
2009	Tulane	L	59-69	Memphis, Tenn.

2010	Houston	L	80-93	Tulsa, Okla.
2011	UCF	W	75-60	El Paso, Texas
	UAB	W	75-70 (ot)	
	Memphis	L	56-76	
2012	Rice	W	68-66	Memphis, Tenn.
	Southern Miss	L	78-81 (ot)	
2013	Tulsa	L	72-79	Tulsa, Okla.
2014	UTSA	W	79-76	El Paso, Texas
	UTEP	L	68-77	

■ AMERICAN ATHLETIC CONFERENCE

Year	Opponent	W/L	Score	Site
2015	UCF	W	81-80	Hartford, Conn.
	SMU	L	68-74	
2016	USF	L	66-71	Orlando, Fla.
2017	Temple	W	80-69	Hartford, Conn.
	SMU	L	77-81	
2018	UCF	L	52-66	Orlando, Fla.
2019	Wichita State	L	57-73	Memphis, Tenn.



vs. Conference Tournament Opponents

RECORD BY SEED

Seed	Record	Years
No. 1	0-0	-
No. 2	3-3	1969, '70, '75
No. 3	1-3	1971, '73, '97
No. 4	3-4	1972, '74, '76, '95, 2013
No. 5	3-7	1966, '73, '83, '86, '90, '94, '96
No. 6	1-3	1984, '89, '92
No. 7	3-4	1968, '87, '91, '93, '99
No. 8	3-7	1967, '85, '88, '98, 2011, '15, '16
No. 9	1-3	2000, '09, '17
No. 10	1-3	2008, '10, '12
No. 11	0-4	2002, '04, '18, '19
No. 12	1-3	2006, '07, '14

RECORD VS. SEEDS

Seed	Record	Years
No. 1	3-9	1967, '69, '72, '77, '83, '85, '88, '93, '96, 2011, '15, '17
No. 2	2-6	1968, '72, '73, '87, '89, '91, '93, '99, 2012
No. 3	2-3	1969, '75, '84, '89, '92
No. 4	3-5	1966, '77, '83, '86, '90, '94, '96, 2011
No. 5	1-7	1972, '74, '76, '95, 2006, '07, '13, '14
No. 6	2-4	1971, '73, '93, '97, 2002, '04, '18, '19
No. 7	3-3	1969, '70, '75, 2008, '10, '12
No. 8	1-2	2000, '09, '17
No. 9	2-2	1998, 2011, '15, '16
No. 10	0-0	-
No. 11	0-0	-
No. 12	0-0	-
No. 13	1-0	2014

Victories in bold

VS. OPPONENTS IN THE AMERICAN

Houston			0-2
Date	Round	Result	
March 6, 2002	First	L, 49-58^	
March 10, 2010	First	L, 80-93^	

Memphis			0-1
Date	Round	Result	
March 11, 2011	SF	L, 56-76^	

SMU			0-2
Date	Round	Result	
March 13, 2015	QF	L, 68-74	
March 10, 2017	QF	L, 77-81	

Temple			1-0
Date	Round	Result	
March 9, 2017	First	W, 80-69	

Tulane			0-1
Date	Round	Result	
March 11, 2009	First	L, 59-69^	

Tulsa			0-3
Date	Round	Result	
March 7, 2007	First	L, 50-65^	
March 12, 2008	First	L, 49-66^	
March 14, 2013	QF	L, 72-79^	

UCF			2-2
Date	Round	Result	
March 8, 2006	First	L, 52-65^	
March 9, 2011	First	W, 75-60^	
March 12, 2015	First	W, 81-80 (ot)	
March 8, 2018	First	L, 52-66	

USF			0-1
Date	Round	Result	
March 10, 2016	First	L, 66-71	

Wichita State			0-1
Date	Round	Result	
March 14, 2019	First	L, 57-73	

^ - played in the Conference USA tournament

RECORD VS. OTHER OPPONENTS

Opponent	Record
American	2-3
Appalachian State	0-1
Davidson	1-1
Furman	1-1
George Mason	1-2
George Washington	1-0
James Madison	1-1
Navy	0-1
Old Dominion	1-1
Richmond	1-6
The Citadel	2-0
UNC Wilmington	1-2
VCU	0-2
VMI	0-1
West Virginia	0-2
William & Mary	2-4

RECORD BY SITE

Location	Record	Last
Charlotte, N.C.	2-6	1971
Cincinnati, Ohio	0-2	2004
El Paso, Texas	3-2	2014
Hampton, Va.	1-3	1989
Harrisonburg, Va.	0-1	1984
Hartford, Conn.	2-2	2017
Greenville, N.C.	1-1	1976
Greenville, S.C.	3-1	1975
Memphis, Tenn.	1-6	2019
Orlando, Fla.	0-2	2018
Richmond, Va.	6-13	2000
Roanoke, Va.	0-1	1977
Tulsa, Okla.	0-2	2013
Williamsburg, Va.	1-1	1985
Wilmington, N.C.	0-1	1986



Conference Tournament Game Records

Team Records

■ POINTS

Conference: 96 vs. Richmond (03/01/73)
The American: 81 vs. Temple (03/09/17)
81 vs. UCF (03/12/15)

■ FIELD GOALS MADE

Conference: 36 vs. Appalachian State (02/28/76)
36 vs. William & Mary (02/26/77)
The American: 31 vs. UCF (03/12/15)

■ FIELD GOAL ATTEMPTS

Conference: 88 vs. VMI (03/01/77)
The American: 68 vs. UCF (03/12/15)

■ 3-POINT FIELD GOALS MADE

Conference: 15 vs. SMU (03/13/15)
The American: 15 vs. SMU (03/13/15)

■ 3-POINT FIELD GOAL ATTEMPTS

Conference: 35 vs. SMU (03/13/15)
The American: 35 vs. SMU (03/13/15)

■ 3-POINT FIELD GOAL PERCENTAGE

Conference: 58.8 (10-17) vs. UCF (03/09/11)
The American: 43.3 (13-30) vs. SMU (03/10/17)

■ FREE THROWS MADE

Conference: 33 vs. UAB (03/10/11)
The American: 14 vs. Temple (03/09/17)

■ FREE THROW ATTEMPTS

Conference: 48 vs. UAB (03/10/11)
The American: 20 vs. Temple (03/10/17)

■ FREE THROW PERCENTAGE

Conference: 93.3 (14-15) vs. George Mason (03/05/89)
The American: 87.5 (7-8) vs. SMU (03/13/15)

■ OFFENSIVE REBOUNDS

Conference: 19 vs. Louisville (03/10/04)
The American: 15 vs. USF (03/10/16)

■ DEFENSIVE REBOUNDS

Conference: 33 vs. Old Dominion (02/26/99)
33 vs. UAB (03/10/11)
The American: 28 vs. Temple (03/09/17)

■ TOTAL REBOUNDS

Conference: 45 vs. UAB (03/10/11)
The American: 41 vs. USF (03/10/16)

■ PERSONAL FOULS

Conference: 30 vs. Davidson (03/01/69)
The American: 25 vs. UCF (Marc h 8/18)

■ ASSISTS

Conference: 20 vs. William & Mary (02/26/77)
20 vs. Tulsa (03/14/13)
The American: 18 vs. UCF (03/12/15)

■ TURNOVERS (LOW)

Conference: 7 vs. Tulsa (03/07/07)
The American: 8 vs. UCF (03/12/15)

■ TURNOVERS (HIGH)

Conference: 27 vs. Old Dominion (02/26/99)
The American: 20 vs. UCF (03/08/18)

■ BLOCKS

Conference: 7 vs. Old Dominion (03/06/93)
7 vs. UAB (03/10/11)
7 vs. Southern Miss (03/08/12)
The American: 5 vs. Temple (03/09/17)
5 vs. UCF (03/12/15)

■ STEALS

Conference: 13 vs. Richmond (03/02/91)
The American: 10 vs. UCF (03/12/15)

■ POINTS (FIRST HALF)

Conference: 42 vs. William & Mary (02/26/77)
The American: 38 vs. UCF (03/12/15)

■ POINTS (SECOND HALF)

Conference: 56 vs. SMU (03/10/17)
The American: 56 vs. SMU (03/10/17)

■ POINTS (OVERTIME)

Conference: 18 vs. UAB (03/10/11)
The American: 5 vs. UCF (03/12/15)

Individual Records

■ POINTS

Conference: 36, Akeem Richmond vs. UTSA (03/11/14)
The American: 26, Kentrell Barkley vs. Temple (03/09/17)

■ FIELD GOALS MADE

Conference: 13, Earl Garner vs. Appalachian State (02/28/76)
The American: 9, Kentrell Barkley vs. Temple (03/09/17)

■ FIELD GOAL ATTEMPTS

Conference: 32, Blue Edwards vs. George Mason (03/05/89)
The American: 17, Kentrell Barkley vs. SMU (03/10/17)
17, Kentrell Barkley vs. Temple (03/09/17)

■ 3-PT FIELD GOALS MADE

Conference: 11, Akeem Richmond vs. UTSA (03/11/14)
The American: 4, Antonio Robinson vs. SM (03/13/15)
4, Terry Whisnant vs. SMU (03/13/15)
4, Caleb White vs. SMU (03/13/15)

■ 3-POINT FIELD GOAL ATTEMPTS

Conference: 19, Akeem Richmond vs. UTSA (03/11/14)
The American: 10, Caleb White vs. SMU (03/10/17)
10, Caleb White vs. SMU (03/13/15)

■ FREE THROWS MADE

Conference: 12, Darrius Morrow vs. UAB (03/10/11)
The American: 5, Four times last by Shawn Williams vs. UCF (03/08/18)

■ FREE THROW ATTEMPTS

Conference: 16, Darrius Morrow vs. UAB (03/10/11)
The American: 8, Kentrell Barkley vs. Temple (03/09/17)
8, B.J. Tyson vs. UCF (03/12/15)

■ OFFENSIVE REBOUNDS

Conference: 8, Corey Rouse vs. UCF (03/08/06)
The American: 5, Kentrell Barkley vs. Temple (03/09/17)

■ DEFENSIVE REBOUNDS

Conference: 11, Kentrell Barkley vs. Temple (03/09/17)
The American: 11, Kentrell Barkley vs. Temple (03/09/17)

■ TOTAL REBOUNDS

NCAA: 14, Al Faber vs. Villanova (03/11/72)
Conference: 18, Larry Hunt vs. William & Mary (03/05/75)
The American: 16, Kentrell Barkley vs. Temple (03/09/17)

■ ASSISTS

Conference: 12, Miguel Paul vs. Southern Miss (03/08/12)
The American: 8, Lance Tejada vs. UCF (03/12/15)

■ BLOCKED SHOTS

Conference: 5, Darrius Morrow vs. UAB (03/10/11)
The American: 2, Andre Washington vs. Temple (03/09/17)
2, B.J. Tyson vs. SMU (03/13/15)

■ STEALS

Conference: 6, Lance Tejada vs. UCF (03/12/15)
The American: 6, Lance Tejada vs. UCF (03/12/15)

■ MINUTES PLAYED

Conference: 48, Tony Parham vs. James Madison (03/01/97)
The American: 40, Kentrell Barkley vs. SMU (03/10/17)

Conference - Records set from games played during the Southern Conference (1964-77), ECAC-South (1983-85), CAA (1986-01), Conference USA (2002-14) and The American (2015-pr.) basketball tournaments.

1972 Southern Conference Champions

Physical interior play, aggressive rebounding, balanced point production and a solid bench all played a part in ECU's only Southern Conference championship and first NCAA Tournament berth in 1972.

After upsetting regular season champion Davidson in the semifinals, the Pirates' dreams of going to the NCAA Tournament were nearly derailed, twice, by the Furman Paladins in the championship game.

If Jim Fairley hadn't scooped up Ernie Pope's missed jumper and laid it in to tie the game as time expired, ECU wouldn't have won.

The two teams then battled through four overtime ties, before the Paladins took a one-point lead, 75-74, with eight seconds left.

With no time-outs remaining, ECU's Al Faber grabbed the rebound off a missed free throw and cut loose a desperation 40-footer that wasn't even close.

Fortunately for the Pirates, reserve guard Nicky White was standing underneath the basket, grabbed the rebound and banged home the winning bucket as the horn sounded.

The Pirates had lost to Davidson in the championship game two years prior.

Earl Quash wound up as the leading scorer for ECU in the finals scoring 18 points, including 13 in the final 14 minutes of play. Fairley added 13 points, while Faber and Pope had 12 each.

ECU would've been eliminated from the tournament in the semifinals if it hadn't been for the efforts of Fairley.

Fairley, who scored 56 points in three games, scored 26 points in the semis to lead the Pirates into the title contest.

ECU rallied from a seven-point second half deficit to best the regular season champion Wildcats. Two free throws by Dave Franklin and another by Quash in the final 18 seconds lifted the Pirates to a four-point victory, 81-77.


Thanks to Franklin's 20-point performance in the quarterfinals, ECU was able to dispose of a pesky Citadel squad.

After trailing by as many as nine in the first half and five at intermission, the Pirates looked to Franklin in the second half.

He made ECU's first four shots after intermission to reclaim the lead at 38-37. They never trailed after that point.

Leading by as many as 13 in the second half, ECU watched its lead diminish to three with 43 seconds left. Pope, however, hit two free throws with 29 seconds remaining to run the Pirates out to a five-point lead. ECU then got a pair of steals for buckets in the final second to dart out the final nine-point margin.

Franklin collected 39 points during the three-day run; Pope 37; Jerome Owens 36; Quash 32; and Faber 21 as no



Dave Franklin and Jerome Owens combined for 76 points during the Pirates three-day tournament championship run.

one man was forced to carry the burden.

Fairley and Pope were named first-team all-tournament, while Franklin earned second-team honors.

1971-72 Roster

4	Terry Davis	F	Sr.	6-5	185	Tillery, N.C.
10	Dave McNeil	G	Jr.	6-4	175	Erwin, N.C.
12	Milan Djordjevic	G	Jr.	6-3	180	Libertyville, N.C.
20	Ernie Pope	G	Jr.	6-2	165	Statesville, N.C.
22	Greg Crouse	G	Sr.	6-2	180	Straford, N.J.
24	John Pitts	G	So.	6-1	164	Charlottesville, Va.
30	Nicky White	F/C	So.	6-8	205	Kinston, N.C.
32	Jim Fairley	F/C	Sr.	6-7	190	Laurinburg, N.C.
34	Earl Quash	G	Jr.	6-3	190	Alexandria, Va.
40	Steve McKenzie	C	Jr.	6-7	210	Jacksonville, Fla.
42	Dave Franklin	F	Jr.	6-5	205	Richmond, Va.
50	Al Faber	C	Jr.	6-10	220	N. Haledon, N.J.
53	Ray Peszko	F/C	So.	6-7	200	Greenville, N.C.
54	Jerome Owens	G	Jr.	6-1	190	Erwin, N.C.

1993 CAA Champions

The Colonial Athletic Association was in its eighth year of existence and ECU was still searching for its first CAA title. And with the Pirates entering the 1993 CAA Tournament in Richmond as the No. 7 seed with a 10-16 record, there was little reason to expect ECU would win its first.

But thanks to the play of a pair of sharp shooting guards, a vibrant senior and a championship hungry coach, ECU captured its lone CAA championship and advanced to the its second NCAA Tournament in school history.

The Pirates ended the regular season losing two of its final three games, including a 73-60 loss at home to Old Dominion, the tournament's No. 2 seed and ECU's first round opponent. The Monarchs won both regular season meetings between the two by an average of 16.5 points. ECU reversed its fortunes during the third meeting of the year, 73-67, behind the outstanding play of senior Ike Copeland.

Copeland scored a career-high 24 points, hitting on near perfect 9-of-10 shooting from the field. He also connected on 6-of-6 free throws, and grabbed a game-high 11 rebounds. Anton Gill contributed 14 points as the Pirates out-scored the Monarchs, 8-2 over the final 3:47.

The semifinal round pitted a pair of Cinderella teams, as ECU faced sixth-seeded UNC Wilmington, who upset Richmond the night before. The Pirates played one of its best defensive games of the season as they held the Seahawks to 31.6 percent shooting from the field and held on for a 55-50 win after leading by as many as 19 in the second half. Lester Lyons tallied 18 points in the game, the only Pirate to reach double figures.

As expected, the upstart Pirates faced top-seeded James Madison in the championship game. Coach Lefty Driesell led the Dukes to a 19-7 overall record during the regular season and a first place finish in the CAA for the fourth consecutive year.

A relaxed and confident group of Pirates set the tempo and forced JMU to play their way, ran their motion offense patiently and led by as many as six on two occasions during the second half. ECU trailed by one with 5:56 remaining, but out-scored the Dukes, 12-8 during the final minutes to claim a 54-49 victory.

Lyons, the tournament's Most Valuable Player, scored 14 points in the win, while Curley Young poured in a team-high 15 points. Lyons was joined by one of his teammates, Copeland, on the all-tournament team.

With ECU leading by three in the final 20 seconds, JMU attempted a three-point field goal that rattled in and out, and bounced into the hands of Copeland. A 58 percent free-throw shooter, Copeland scored his only two points of the game with 14.3 seconds left as he swished a pair of free throws to seal the victory.

"You can't explain it," said Pirate head coach Eddie Payne. "It's a supernatural thing. I didn't think about winning the tournament when we got here. I just pointed out that we've been playing good basketball of late. You can't win without winning the first game."


"It's a dream come true," said Copeland. "I always thought we had a chance."

The Pirates earned an automatic bid to the NCAA Tournament and a date with the East Region's No. 1 seed and eventual national champion, North Carolina.

The Pirates fell, 85-65, but drew the respect of many college basketball observers. During the NCAA Championship Game, CBS color commentator Billy Packer noted that he had seen no one play better against North Carolina's trapping defense than ECU during the NCAA Tournament.

1992-93 Roster

3	Marlon Jones	G	Jr.	6-3	195	Falls Church, Va.
4	Greg James	F	Fr.	6-4	220	Columbia, S.C.
5	Lester Lyons	G	Jr.	6-3	160	Lewiston, N.C.
21	Kareem Richardson	G	Fr.	5-11	170	Rantoul, Ill.
22	Wilbert Hunter	F	Jr.	6-5	200	Raleigh, N.C.
23	Curley Young	G/F	Jr.	6-4	199	Chesapeake, Va.
24	T.J. Long	G	Fr.	5-10	185	Elizabeth City, N.C.
25	Ronnell Peterson	G	Sr.	6-1	212	Ayden, N.C.
32	Anton Gill	F	So.	6-8	207	Raleigh, N.C.
33	Kevin Armstrong	F	Jr.	6-6	213	Gastonia, N.C.
34	Simpson Toliver	C	Fr.	6-8	225	Richmond, Va.
50	Don Douglas	C	Fr.	6-11	232	Falls Church, Va.
53	James Lewis	F/C	Sr.	6-6	225	Batesburg, S.C.
54	Ike Copeland	C	Sr.	6-8	215	Rocky Mount, N.C.



ECU won its lone CAA Championship in 1993 as the league's No. 7 seed in the tournament.

2013 CIT Champions

Junior Akeem Richmond hit a 3-pointer at the buzzer to lift ECU over Weber State 77-74 and claim the CollegeInsider.com tournament championship, capping the best season in school history.

Miguel Paul led ECU with 23 points and Maurice Kemp added 20 for the Pirates, who tied a school record for wins in a season set by the 1953-54 squad and won their first-ever Division I postseason championship.

Kemp was voted the tournament's Most Valuable Player with Paul and Robert Sampson earning all-tournament team honors.

The Pirates trailed 71-65 with 2:50 remaining but closed on a 12-3 run. Kemp sank a 3 to cut the lead in half and Paul made a pair of free throws to make it a 2-point game with less than two minutes to play.

Following two missed fouls shots by Weber State, Paul tossed the ball up to Sampson for the game-tying layup. After Scott Bamforth made just one of two free throws, Paul hit Sampson streaking down the lane for the go-ahead slam.

Davion Berry then made just one of two foul shots to tie the game at 74 with 21 seconds to play. Weber State made just 3 of 9 free throws in the final three minutes, hitting only 9-of-19 foul shots overall.

Bamforth led Weber State with 19 points, while Berry and Frank Otis had 16 apiece.

The two teams traded the lead six times in the first 14 minutes before ECU used an 8-0 spurt to take the largest lead of the game by either side, seven points.

The Pirates shot 60 percent in the first half and led 42-35 at halftime with Ty Armstrong scoring all 10 of his points in the opening frame. ECU scored 28 points in the paint before halftime and tallied 38 inside the lane

for the game.

Both teams ended the game shooting over 50 percent from the floor with ECU connecting on a season-high 58.1 percent of its shots (30-51) and the Wildcats making 52.7 percent (29-55) of their attempts.

Although they didn't get to the foul line as often, the Pirates capitalized on more of their attempts, making 11 of 14.

Weber State opened the second half on an 9-2 run to tie the game at 44 in less than three minutes before taking a 48-46 lead. ECU then outscored the Wildcats 13-4 to reclaim its seven-point halftime advantage.

ALL-TOURNAMENT TEAM: Scott Bamforth, Weber State; **Maurice Kemp, ECU (MVP)**; Frank Otis, Weber State; **Miguel Paul, ECU**; Colt Ryan, Evansville; **Robert Sampson, ECU**; Kyle Tresnak, Weber State; Seth Tuttle, Northern Iowa

2012-13 Roster


0	Miguel Paul	G Sr.	6-1	170	Winter Haven, Fla.
1	Akeem Richmond	G Jr.	6-0	180	Sanford, N.C.
2	Maurice Kemp	F Sr.	6-8	190	Miami, Fla.
3	Petar Torlak	G Jr.	6-1	185	Belgrade, Serbia
4	Prince Williams	G Fr.	6-4	195	Raleigh, N.C.
5	Ty Armstrong	F Jr.	6-8	235	Melbourne, Fla.
10	Francis Edosomwan	G So.	6-3	205	Charlotte, N.C.
11	Corvonn Gaines	G Sr.	6-4	205	Madison, Wis.
12	Robert Sampson	F Jr.	6-8	210	Atlanta, Ga.
15	Peyton Robbins	G Fr.	6-4	205	Raleigh, N.C.
20	Shamarr Bowden	G Sr.	6-4	170	Greensboro, N.C.
22	Paris Roberts-Campbell	G So.	6-3	180	Charlotte, N.C.
23	Erin Straughn	G/F Sr.	6-6	215	Pensacola, Fla.
34	Michael Zangari	F Fr.	6-9	230	Lewisberry, Pa.
41	Marshall Guilmette	F Fr.	6-10	240	Kennesaw, Ga.



ECU defeated Weber State to win the 2013 CollegeInsiders.com Postseason Tournament (CIT).

HISTORY

ECU



ECU Basketball Timeline —

1931-32

◆ After 22 years of existence as a college, basketball is established as the first inter-collegiate sport at ECU. The first game is played Dec. 15 against Greenville All-Stars and won by ECU, 23-17. This is the first game of a 20-game schedule, which produces a 10-10 record.

1934-35

◆ G.L. Mathis is hired as the first paid basketball coach and the nickname "Pirates" was adopted. Mathis coaches the team for two years, and post an 18-17 record.

1936-37

◆ ECU scores over 100 points for the first time on Jan. 15, beating the Washington All-Stars 103-18. Two officials were also used during home games for the first time.

1942-43

◆ Due to the United States' entrance into World War II, the remainder of the 1942-43 season and the 1943-44 season is canceled.

1945-46

◆ Howard Porter is hired as an assistant coach, making him the first assistant coach in ECU history.

1947-48

◆ ECU is accepted into the North State Conference, marking its first conference affiliation. The Pirates post a mark of 6-4 during its first season in the league.

1948-49

◆ Sonny Russell is named All-North State Conference, becoming the first all-conference player in school history.
◆ Louis Collie and Todd Fennel are given the first basketball scholarships at ECU.

1951-52

◆ ECU plays in its first postseason game in the N.A.I.B District Tournament, defeating High Point before losing to Elon.

1952-53

◆ ECU defeated Elon, 72-56, to win the NAIA District 26 Tournament and advance to the NAIA National Tournament.
◆ The Pirates advanced to NAIA National Tournament in Kansas City, where they lost to Arkansas Tech. It was the first flight for an ECU athletic team for competition.

1953-54

◆ The 1953-54 season marks the best season in school history with 23-2 record. The Pirates win the North State Conference regular season and tournament championship and its second consecutive NAIA District Tournament championship.
◆ Bobby Hodges ends his career in 1954 with 2,108 points, establishing him at that time, as the all-time leading scorer in North Carolina.
◆ The Pirates win a school record 16 consecutive games during that season.

1955-56

◆ ECU had its 50-game home winning streak snapped by Lenoir-Rhyne in the fifth game of the season. The streak began on Jan. 5, 1953 with a win over Appalachian State.

1964

◆ ECU is admitted into the Southern Conference, but wasn't eligible for competition until the following year.

1965-66

◆ The Pirates post a record of 5-7 and finish in fifth place during their first season in the Southern Conference during the 1965-66 campaign.

1966-67

◆ Vince Colbert became the first African-American to receive a scholarship at ECU. Colbert averages over 14 points per game from 1966-68.

1967-68

◆ Minges Coliseum opens on the ECU campus. The Pirates compile a record of 7-5 during their first season in the facility. The coliseum is officially dedicated on Jan. 27, 1968.
◆ The Pirates defeat George Washington, 71-68, on Jan. 3 in the only quadruple overtime game in school history.

1968-69

◆ On Dec. 7, ECU defeats Atlantic Christian, 126-111, to set school records for points in a game and most combined points scored by two teams.
◆ ECU plays in its first Southern Conference Tournament Championships game, losing to Davidson.

1971-72

◆ ECU win its only Southern Conference title by defeating Furman in the championship game, 77-75. The Pirates made their first trip to the NCAA Tournament and lost to Villanova in the first round.

1974-75

◆ ECU posts its best-ever Southern Conference record going 11-3 and finished in second place. ECU is upset in the second round of the tournament, but received and invitation to play in the Collegiate Commissioners Tournament. ECU lost to Arizona in the first round.

1977

◆ The Pirates withdrew their membership from the Southern Conference during June of 1977. ECU competed as an independent from 1978-80.

1977-78

◆ Oliver Mack finishes fourth in the nation in scoring with a 28.0 points per game average. Finishing ahead of him were Freeman Williams of Portland State, Larry Bird of Indiana State and Purvis Short of Jackson State.

1981-82

◆ ECU joins the Eastern College Athletic Conference and competes in the ECAC-South Division. The seven members of the South Division will eventually form their own conference in 1985, the Colonial Athletic Association.

1985-86

◆ ECU becomes a charter member of the eight team Colonial Athletic Association. The Pirates post a record of 6-8 during the first year of CAA play and finish tied for fourth.

1988-89

◆ Theodore "Blue" Edwards becomes the only Pirate to win CAA Player-of-the-Year honors. He is also the first Pirate to be selected in first round of the NBA Draft. Edwards was taken by the Utah Jazz with the 21st overall pick.

1991-92

◆ Wake Forest graduate and former ECU assistant coach Eddie Payne is named the Pirates' 18th head coach prior to the start of the season. His first team goes just 10-18, but the foundation is laid for a remarkable run a year later.

1992-93

◆ Despite finishing in seventh place in the CAA, ECU rode a string of upsets through the CAA Tournament to win its lone conference tournament championship. ECU defeats James Madison in the championship game to advance to its second NCAA Tournament. The Pirates lost to eventual national champion North Carolina in the opening round.

A Quick Run Through The History Books

1994-95

◆ ECU wins 18 games in a season for the first time in 20 years, marking the third-highest single-season win total in school history.

1995-96

◆ Taking over for the departed Eddie Payne, new head coach Joe Dooley wins 17 games, second most ever at ECU by a first-year head coach. Dooley wins 17 games each of his first two seasons.

◆ ECU defeats East Tennessee State, 80-76, on Jan. 6 in the first game at the newly renovated and named Williams Arena at Minges Coliseum. The Pirates played their first nine games of the season away from home.

1999-00

◆ ECU changes conferences for the fifth time as the announcement is made that the Pirates are leaving the CAA to join Conference USA in 2001-02.

◆ Bill Herrion takes the reigns as the Pirates' head coach following a successful eight-year stint at Drexel, where he led the Dragons to three NCAA Tournament appearances.

2001-02

◆ ECU competes in Conference USA for the first time as compiles a 5-11 mark.

◆ The Pirates defeat Louisville, 87-77, to record their first Conference USA victory on Jan. 16.

◆ ECU shocks No. 9 Marquette at home, 51-46, winning its first-ever game over a top 10 opponent on Feb. 26.

2003-04

◆ The Pirates stun the nationally-ranked Golden Eagles again, 73-70, at Minges Coliseum on Dec. 30.

2004-05

◆ Moussa Badiane establishes the Conference USA career record for blocked shots. Badiane finished his four-year career with 314 blocked shots.

2005-06

◆ Corey Rouse becomes the first player in school history to garner All-Conference USA honors. Rouse is named second-team all-conference.

2006-07

◆ Darrell Jenkins becomes the first player in school history to lead a conference in assists. Jenkins averaged 5.53 helpers per game to post the highest average in Conference USA during the 2007-08 season. He repeated the feat the following year.

◆ The Pirates defeat an ACC opponent for the first-time in school history, beating N.C. State 75-69 in the Wolfpack's first-ever visit to Minges Coliseum on Dec. 8.

2008-09

◆ Brock Young finished the year ranked second in the NCAA in assists per game with 7.57. He set an ECU record by distributing 227 assists during the season.

2010-11

◆ Jeff Lebo is introduced as the 22nd basketball coach in school history on March 23.

◆ The Pirates post their first winning season in 14 years, finishing with an 18-16 record and receive an invitation to compete in the CollegeInsider.com Postseason Tournament (CIT). It was ECU's first post-season appearance since 1993.

◆ Brock Young was named Conference USA Sixth Man-of-the-Year.

◆ ECU defeated UCF in the first round of the Conference USA tournament, recording its first-ever victory in the championship event. The Pirates defeated top-seeded UAB the following day to advance to the semifinals.

2011-12

◆ Darrius Morrow becomes the seventh player in school history to amass 1,000 points and 700 rebounds in his career.

◆ Miguel Paul becomes the first player named to an NABC All-District II squad, earning second-team honors.

◆ ECU wins a game in the C-USA tournament for the second straight season, marking the first time that the Pirates have won a conference tournament game in consecutive seasons since 1972 and '73.

2012-13

◆ The Pirates capture the CollegeInsider.com Postseason Tournament (CIT) championship, securing the first postseason title in school history.

◆ ECU records its first-ever 20-win season as a Division I institution, posting 23 victories.

◆ Senior Maurice Kemp becomes the first player at ECU to be named First-Team All-Conference USA and first to lead C-USA in scoring.

◆ ECU registers its only winning C-USA season and finishes in a program-best fourth place with a 9-7 record and receives a bye into the tournament quarterfinals.

◆ The Pirates defeat UAB on Jan. 23 to record the program's 1,000th victory.

2013-14

◆ Akeem Richmond becomes the first player in ECU history to be an NCAA statistical champion, leading the nation in 3-point field goals made, attempts and per game.

2014-15

◆ ECU plays its inaugural season in the American Athletic Conference. The Pirates finish tied for seventh place with a 6-12 record and advanced to the quarterfinals of the conference tournament.

◆ ECU defeated Houston, 66-61, to win its first American conference game on Jan. 14.

◆ Freshman B.J. Tyson is a unanimous selection to the league's all-rookie team.

2015-16

◆ ECU defeats Charlotte in its second game of the season to give coach Jeff Lebo his 300th career victory.

◆ Kentrell Barkley is voted to The American All-Rookie team.

◆ Prince Williams is named the conference's Most Improved player.

2016-17

◆ Coach Jeff Lebo becomes the school's all-time leader in Division I coaching victories.

◆ Caleb White becomes the fifth player in school history to score 1,500 career points.

◆ Jeremy Sheppard is voted to The American All-Rookie team.

◆ Andre Washington sets the ECU single-season record for blocked shots and ranks among the top six nationally in total blocks and blocked shots per game.

2017-18

◆ Coach Jeff Lebo resigns six games into the season and Michael Perry takes over as interim coach the remainder of the season.

◆ Shawn Williams is named The American Rookie-Of-The-Year.

◆ B.J. Tyson finishes his career ranked fifth all-time at ECU in scoring.

2018-19

◆ Nineteen years after being relieved of his coaching duties, Joe Dooley returns as the Pirates' head coach after five seasons as head coach at Florida Gulf Coast.

◆ Jayden Gardner is unanimously voted to The American All-Freshman Team.

Annual Team Records

Year	Overall		Conference		Finish	Home	Away	Neutral	Postseason	Coach
	W-L	Pct.	W-L	Pct.						
1931-32	8-9	.470	-	-						Porter
1932-33	9-6	.600	-	-						Beatty
1933-34	3-11	.214	-	-						Beatty
1934-35	7-11	.389	-	-						Mathis
1935-36	11-6	.647	-	-						Mathis
1936-37	13-11	.542	-	-						Farley
1937-38	8-12	.400	-	-						Alexander
1938-39	17-10	.630	-	-						Gilbert
1939-40	11-7	.611	-	-						Farley
1940-41	15-4	.789	-	-						Christenbury
1941-42	9-9	.500	-	-						Christenbury
1942-43	1-2	.333	-	-						Christenbury
1943-44	No Games Played			-	-					
1944-45	8-6	.571	-	-						None
1945-46	16-9	.640	-	-						Smith
1946-47	17-10	.630	-	-						Johnson

■ NORTH STATE CONFERENCE

1947-48	13-11	.541	6-4	.600						Porter
1948-49	10-9	.526	7-7	.500						Porter
1949-50	16-7	.696	9-7	.563						Porter
1950-51	13-11	.542	9-6	.600						Porter
1951-52	14-11	.560	10-4	.714						Porter
1952-53	18-5	.783	14-2	.875	1st			NAIA (2-1)		Porter
1953-54	23-2	.920	15-1	.938	1st			NAIA (2-1)		Porter
1954-55	16-8	.667	12-4	.750				NAIA (0-1)		Porter
1955-56	18-9	.667	13-3	.813	1st			NAIA (0-1)		Porter
1956-57	13-13	.500	6-10	.375						Porter
1957-58	15-7	.682	8-8	.500				NAIA (0-1)		Porter
1958-59	13-9	.591	11-5	.688				NAIA (0-1)		Porter
1959-60	14-9	.609	10-6	.625						Porter
1960-61	12-9	.571	12-6	.667				NAIA (0-1)		Porter
1961-62	15-12	.556	11-6	.647				NAIA (0-1)		Porter

■ NO CONFERENCE

1962-63	12-10	.545	-	-	-	4-3	7-6	1-1		Smith
1963-64	10-15	.375	-	-	-	5-3	2-9	3-3		Carr

■ SOUTHERN CONFERENCE

1964-65	12-10	.545	0-0	.000	-	7-1	3-7	2-2		Carr
1965-66	11-15	.423	5-7	.417	5th	8-1	2-12	1-2		Carr
1966-67	7-17	.292	4-8	.333	8th	7-3	0-13	0-1		Quinn
1967-68	9-16	.360	6-7	.462	7th	7-5	2-10	0-1		Quinn
1968-69	17-11	.607	9-2	.818	2nd	11-3	4-7	2-1		Quinn
1969-70	16-10	.615	9-2	.818	2nd	11-2	4-7	1-1		Quinn
1970-71	13-12	.520	7-4	.636	3rd	10-4	3-7	0-1		Quinn
1971-72	14-15	.483	7-5	.583	4th	7-3	3-10	4-2	NCAA (0-1)	Quinn
1972-73	13-13	.500	7-7	.500	3rd	9-1	4-10	0-2		Quinn
1973-74	13-12	.520	8-6	.571	4th	9-3	3-8	1-1		Quinn
1974-75	19-9	.679	11-3	.786	2nd	12-0	6-7	1-2	CCT (0-1)	Patton
1975-76	11-15	.458	7-7	.500	t-3rd	9-3	1-11	1-1		Patton
1976-77	10-18	.357	3-9	.250	5th	8-5	2-11	0-2		Patton

Year	Overall		Conference		Finish	Home	Away	Neutral	Postseason	Coach
	W-L	Pct.	W-L	Pct.						
■ INDEPENDENT										
1977-78	9-17	.346	-	-	-	4-7	5-8	0-2		Gillman
1978-79	12-15	.444	-	-	-	7-5	4-8	1-2		Gillman
1979-80	16-11	.592	-	-	-	12-1	2-8	2-2		Odom
1980-81	12-14	.461	-	-	-	7-4	4-6	1-4		Odom
■ ECAC-SOUTH										
1981-82	10-17	.370	2-9	.181	7th	7-5	3-8	0-4		Odom
1982-83	16-13	.552	3-7	.300	5th	9-3	4-9	3-1		Harrison
1983-84	4-24	.143	1-9	.100	6th	4-8	0-14	0-2		Harrison
1984-85	7-21	.250	1-13	.071	8th	5-8	1-12	1-1		Harrison
■ COLONIAL ATHLETIC ASSOCIATION										
1985-86	12-16	.428	6-8	.429	t-4th	9-3	3-10	0-3		Harrison
1986-87	12-16	.428	4-10	.286	7th	8-4	3-11	1-1		Harrison
1987-88	8-20	.286	3-11	.214	8th	6-7	1-12	1-1		Steele
1988-89	15-14	.517	6-8	.429	t-5th	10-4	4-9	1-1		Steele
1989-90	13-18	.419	6-8	.429	5th	8-5	4-10	1-3		Steele
1990-91	12-16	.428	4-10	.286	7th	8-5	3-10	1-1		Steele
1991-92	10-18	.357	4-10	.286	6th	9-4	1-13	0-1		Payne
1992-93	13-17	.433	4-10	.286	7th	7-5	3-10	4-1	NCAA (0-1)	Payne
1993-94	15-12	.556	7-7	.500	5th	10-2	3-9	2-1		Payne
1994-95	18-11	.621	7-7	.500	t-4th	10-3	6-7	2-1		Payne
1995-96	17-11	.607	8-8	.500	t-4th	11-3	5-8	1-0		Dooley
1996-97	17-10	.630	9-7	.562	t-3rd	10-2	7-6	0-2		Dooley
1997-98	10-17	.370	5-11	.312	8th	7-6	3-11	0-0		Dooley
1998-99	13-14	.481	7-9	.438	7th	8-4	4-9	1-1		Dooley
1999-00	10-18	.357	5-11	.313	t-8th	7-6	3-11	0-1		Herrion
2000-01	14-14	.500	6-10	.375	t-7th	10-3	3-10	1-1		Herrion
■ CONFERENCE USA										
2001-02	12-18	.400	5-11	.313	11th	10-5	0-12	2-0		Herrion
2002-03	12-15	.445	3-13	.188	13th	8-6	3-9	1-0		Herrion
2003-04	13-14	.481	5-11	.313	11th	10-5	2-8	1-1		Herrion
2004-05	9-19	.321	4-12	.250	13th	6-7	1-11	2-1		Herrion
2005-06	8-20	.286	2-12	.143	12th	7-8	1-11	0-1		Stokes
2006-07	6-24	.200	1-15	.063	12th	5-9	1-14	0-1		Stokes
2007-08	11-19	.367	5-11	.313	10th	9-10	1-8	1-1		McCarthy
2008-09	13-17	.433	5-11	.313	9th	10-6	3-9	0-2		McCarthy
2009-10	10-21	.324	4-12	.250	10th	5-9	4-8	1-4		McCarthy
2010-11	18-16	.529	8-8	.500	t-7th	11-5	4-8	3-3	CIT (0-1)	Lebo
2011-12	15-16	.483	5-11	.312	10th	10-7	3-8	2-1		Lebo
2012-13	23-12	.657	9-7	.563	t-4th	17-4	6-7	0-1	CIT (5-0)	Lebo
2013-14	17-17	.500	5-11	.313	t-12th	10-7	3-10	4-0	CIT (0-1)	Lebo
■ AMERICAN ATHLETIC CONFERENCE										
2014-15	14-19	.424	6-12	.333	8th	11-5	1-11	2-3		Lebo
2015-16	12-20	.375	4-14	.222	t-9th	8-8	3-10	1-2		Lebo
2016-17	15-18	.454	6-12	.333	9th	12-5	1-11	2-2		Lebo
2017-18	10-20	.333	4-14	.222	11th	8-11	2-8	0-1		Lebo/Perry
2018-19	10-21	.323	3-15	.167	11th	9-9	1-11	0-1		Dooley

Year-By-Year Team Statistics

Season	G	Overall W-L .Pct	Conference W-L .Pct	FG-FGA	.Pct	3FG-FGA	.Pct	FT-FTA	.Pct	Reb.-Avg.	PF	A	B	S	T	Pts.	Avg.
1964-65	22	12-10 .545	0-0 .000	662-1437	.461	—	—	336-480	.700	929-42.2	—	—	—	—	—	1660	75.4
Opponents				623-1415	.440	—	—	400-567	.706	920-41.8	—	—	—	—	—	1646	74.8
1965-66	26	11-15 .423	5-7 .417	815-1741	.468	—	—	393-631	.623	1135-43.7	493	—	—	—	—	2023	77.8
Opponents				789-1679	.470	—	—	457-659	.693	1121-43.1	479	—	—	—	—	2035	78.3
1966-67	24	7-17 .445	4-8 .333	603-1354	.445	—	—	424-565	.750	848-35.4	490	—	—	—	—	1630	67.9
Opponents				686-1447	.474	—	—	465-669	.696	1009-42.0	426	—	—	—	—	1837	76.5
1967-68	26	9-17 .346	6-7 .462	739-1533	.482	—	—	450-655	.687	1057-42.3	542	—	—	—	—	1928	77.2
Opponents				732-1606	.456	—	—	523-736	.710	1029-41.2	487	—	—	—	—	1987	79.5
1968-69	28	17-11 .607	9-2 .818	811-1693	.479	—	—	614-845	.727	1221-43.6	567	—	—	—	—	2336	79.9
Opponents				817-1939	.421	—	—	537-735	.731	1212-43.3	609	—	—	—	—	2171	77.5
1969-70	26	16-10 .615	9-2 .818	799-1711	.467	—	—	527-801	.658	1388-53.4	593	—	—	—	—	2125	81.7
Opponents				732-1753	.418	—	—	509-782	.651	1092-42.1	595	—	—	—	—	1973	75.9
1970-71	25	13-12 .520	7-4 .636	709-1619	.438	—	—	484-749	.647	1300-52.0	533	—	—	—	—	1902	76.0
Opponents				686-1692	.405	—	—	493-707	.698	1095-43.8	445	—	—	—	—	1865	74.6
1971-72	29	14-15 .483	10-5 .667	828-1826	.453	—	—	531-812	.654	1433-49.4	574	—	—	—	—	2187	75.4
Opponents				891-2031	.439	—	—	498-733	.679	1221-42.1	597	—	—	—	—	2280	78.6
1972-73	26	13-13 .500	7-7 .500	752-1674	.449	—	—	351-505	.695	1156-44.5	527	—	—	—	—	1855	71.3
Opponents				779-1732	.449	—	—	364-513	.710	1022-39.3	499	—	—	—	—	1922	73.9
1973-74	25	13-12 .520	8-6 .571	772-1680	.459	—	—	283-444	.637	1040-41.6	—	375	—	—	—	1827	73.0
Opponents				738-1667	.442	—	—	327-472	.692	1003-40.1	—	345	—	—	—	1807	72.2
1974-75	28	19-9 .678	11-3 .786	978-1985	.493	—	—	390-575	.678	1249-44.6	543	—	—	—	—	535 2346	83.8
Opponents				928-1956	.474	—	—	331-507	.653	1149-41.0	590	399	—	—	—	646 2189	78.2
1975-76	26	11-15 .423	7-7 .500	806-1724	.468	—	—	263-376	.699	1028-39.5	511	293	50	15	455	1875	72.1
Opponents				806-1724	.468	—	—	353-493	.716	1034-39.8	475	322	63	156	403	2047	78.7
1976-77	28	10-18 .357	3-9 .250	804-1863	.432	—	—	297-466	.637	1204-43.0	576	333	50	144	474	1905	68.0
Opponents				809-1730	.468	—	—	410-584	.637	1119-40.0	520	490	72	169	427	2028	72.4
1977-78	26	9-17 .321	—	844-1743	.484	—	—	421-624	.675	1012-28.9	—	301	96	125	—	2109	81.1
Opponents				962-1955	.492	—	—	384-549	.700	1115-42.9	—	414	67	198	—	2308	88.8
1978-79	27	12-15 .444	—	839-1737	.483	—	—	400-563	.710	1016-37.6	—	329	84	122	—	2078	77.0
Opponents				857-1803	.475	—	—	440-623	.706	1057-39.1	—	369	53	165	—	2154	79.8
1979-80	27	16-11 .593	—	835-1692	.496	—	—	301-489	.616	1002-37.1	520	317	78	117	428	1971	73.0
Opponents				791-1632	.485	—	—	342-516	.663	939-34.8	487	356	79	120	429	1924	71.3
1980-81	26	12-14 .461	—	687-1503	.457	—	—	401-570	.704	910-35.0	533	331	42	157	409	1775	68.3
Opponents				736-1512	.487	—	—	356-540	.659	888-34.1	447	459	63	172	415	1818	69.9
1981-82	27	10-17 .370	2-9 .181	687-1464	.469	—	—	353-565	.625	847-31.4	594	295	59	173	428	1727	64.0
Opponents				675-1335	.506	—	—	487-666	.731	842-31.1	517	331	74	150	451	1837	68.0
1982-83	29	16-13 .552	3-7 .300	714-1486	.480	—	—	425-592	.718	847-29.2	525	297	74	165	407	1853	63.9
Opponents				725-1456	.498	—	—	393-547	.718	854-28.9	543	330	72	169	438	1843	63.6
1983-84	28	4-24 .143	1-9 .100	620-1426	.435	—	—	295-477	.618	938-29.9	641	288	90	154	434	1535	54.8
Opponents				650-1314	.495	—	—	516-725	.723	901-32.2	507	326	90	154	404	1816	64.9
1984-85	28	7-21 .250	1-13 .071	768-1626	.472	—	—	282-462	.610	886-31.6	589	418	88	161	433	1830	65.4
Opponents				750-1606	.467	—	—	497-728	.683	1070-38.1	475	411	51	203	412	1999	71.4
1985-86	28	12-16 .428	6-8 .429	695-1451	.479	—	—	359-505	.711	799-28.5	557	363	48	184	403	1749	62.5
Opponents				730-1444	.506	—	—	405-589	.688	852-30.4	493	359	57	154	358	1873	66.9
1986-87	28	12-16 .428	4-11 .267	749-1552	.483	72-209	.344	361-539	.670	956-34.1	558	355	91	175	441	1931	69.0
Opponents				744-1606	.463	94-240	.392	386-602	.641	973-34.8	514	345	55	183	386	1977	70.6
1987-88	28	8-20 .286	3-12 .200	671-1485	.452	103-296	.348	372-528	.705	850-30.4	513	362	12	189	476	1817	64.9
Opponents				792-1620	.489	100-266	.376	329-481	.684	988-35.3	504	436	94	178	441	2013	71.9
1988-89	29	15-14 .517	6-8 .429	764-1572	.486	94-272	.346	391-531	.736	891-30.7	507	449	35	206	415	2013	69.4
Opponents				799-1684	.475	125-371	.337	333-487	.684	974-33.6	509	434	71	166	399	2056	70.9
1989-90	31	13-18 .419	6-8 .429	696-1596	.436	147-377	.390	428-617	.694	1042-33.6	564	401	56	191	401	1967	63.5
Opponents				775-1706	.454	145-440	.330	342-524	.653	992-32.0	552	429	111	221	441	2037	65.7
1990-91	28	12-16 .428	4-10 .286	708-1575	.450	155-407	.381	387-603	.642	965-34.5	493	332	92	233	474	1958	69.9
Opponents				755-1606	.470	128-357	.359	359-501	.717	953-34.0	513	405	108	218	470	1997	71.3
1991-92	28	10-18 .357	4-10 .286	753-1691	.445	184-489	.376	338-537	.629	1002-35.8	556	402	53	200	428	2028	72.4
Opponents				753-1591	.473	171-406	.421	446-633	.705	978-34.9	525	436	112	166	416	2123	75.8

Season	G	Overall W-L .Pct	Conference W-L .Pct	FGS-FGA .Pct	3FG-FGA .Pct	FT-FTA .Pct	Reb.-Avg.	PF	A	B	S	T	Pts.	Avg.
1992-93	30	14-16 .467	4-10 .286	725-1729 .419	158-474 .333	429-667 .643	1073-35.8	591	346	66	220	427	2037	67.9
<i>Opponents</i>				711-1586 .448	164-459 .357	503-694 .725	1037-34.6	562	397	102	215	454	2089	69.6
1993-94	27	15-12 .556	7-7 .500	725-1672 .434	171-482 .355	371-551 .673	1043-38.6	533	410	74	223	367	1992	73.8
<i>Opponents</i>				675-1525 .443	177-470 .377	363-551 .659	971-36.0	522	365	91	153	450	1890	70.0
1994-95	29	18-11 .620	7-7 .500	778-1663 .468	164-451 .364	412-612 .673	1108-38.2	552	457	72	190	457	2132	73.5
<i>Opponents</i>				720-1691 .426	187-561 .333	388-557 .697	930-32.1	538	397	111	209	403	2155	69.5
1995-96	28	17-11 .607	8-8 .500	672-1532 .439	149-435 .343	440-653 .674	1073-38.3	583	366	91	148	442	1933	69.0
<i>Opponents</i>				665-1565 .425	152-496 .306	429-648 .662	935-33.4	535	366	73	181	368	1911	68.3
1996-97	27	17-10 .627	9-7 .562	649-1443 .450	135-385 .450	405-625 .648	1040-38.5	518	297	67	153	386	1839	68.1
<i>Opponents</i>				632-1515 .409	167-498 .335	350-517 .677	936-34.7	499	348	67	160	348	1839	68.1
1997-98	27	10-17 .370	5-16 .313	639-1492 .428	168-467 .360	375-550 .682	974-36.1	547	321	71	132	374	1821	67.4
<i>Opponents</i>				624-1471 .424	176-460 .383	411-600 .685	922-34.1	509	319	93	158	342	1835	68.0
1998-99	27	13-14 .481	7-9 .438	603-1416 .426	160-446 .359	341-521 .655	953-35.3	471	362	102	138	404	1707	63.2
<i>Opponents</i>				593-1450 .417	156-481 .324	300-462 .649	936-34.7	499	345	73	163	351	1720	63.7
1999-00	27	10-18 .357	5-11 .313	654-1585 .413	200-586 .341	290-461 .629	1099-39.2	582	352	89	98	428	1798	64.2
<i>Opponents</i>				614-1472 .417	145-432 .336	478-705 .678	914-32.6	468	327	81	177	311	1851	66.1
2000-01	28	14-14 .500	6-10 .375	659-1603 .411	228-662 .344	472-651 .725	1002-35.8	565	356	47	165	386	2018	72.1
<i>Opponents</i>				727-1635 .445	176-523 .337	414-593 .678	1033-36.9	570	400	93	169	386	2044	73.0
2001-02	30	12-18 .400	5-11 .313	646-1663 .388	209-675 .310	431-625 .690	1059-35.3	525	346	138	176	442	1932	64.4
<i>Opponents</i>				749-1683 .445	198-564 .351	372-521 .714	1074-35.8	568	424	87	168	424	2068	68.9
2002-03	27	12-15 .444	3-13 .188	632-1527 .414	119-427 .279	377-548 .688	1028-38.1	473	329	100	136	347	1760	65.2
<i>Opponents</i>				627-1504 .407	171-524 .326	332-456 .728	952-35.3	526	315	73	142	330	1755	65.1
2003-04	27	13-14 .481	5-11 .313	667-1525 .437	133-400 .333	438-670 .654	1073-39.7	535	324	125	183	404	1905	70.6
<i>Opponents</i>				601-1526 .394	186-549 .339	398-575 .692	934-34.6	578	344	67	162	389	1786	66.1
2004-05	28	9-19 .321	4-12 .250	641-1606 .399	120-413 .291	391-620 .631	1118-39.9	570	350	178	116	430	1793	64.0
<i>Opponents</i>				656-1576 .416	183-521 .351	439-651 .674	1116-36.3	554	374	81	215	375	1934	69.1
2005-06	28	8-20 .286	2-12 .142	586-1483 .395	173-573 .302	402-627 .641	975-34.8	531	376	46	196	434	1747	62.4
<i>Opponents</i>				628-1455 .432	179-529 .338	439-627 .700	976-34.9	569	391	81	217	414	1874	66.1
2006-07	30	6-24 .250	1-13 .076	635-1599 .397	192-602 .319	317-548 .578	1026-34.2	554	370	82	184	421	1779	59.3
<i>Opponents</i>				679-1604 .423	207-609 .340	460-676 .680	1116-37.2	520	423	86	201	382	2025	67.5
2007-08	30	11-19 .367	5-11 .312	678-1631 .416	232-604 .384	461-664 .694	983-32.8	603	430	117	200	430	2049	68.3
<i>Opponents</i>				759-1714 .443	180-509 .354	484-702 .689	1139-38.0	571	438	106	196	426	2182	72.7
2008-09	30	13-17 .433	5-11 .312	736-1666 .442	261-689 .379	443-605 .732	1018-33.9	506	441	88	169	367	2176	72.5
<i>Opponents</i>				801-1791 .447	184-559 .329	428-590 .725	1072-35.7	524	491	90	184	319	2214	73.8
2009-10	31	10-21 .322	4-12 .250	717-1641 .437	168-515 .326	480-685 .701	1103-35.6	546	367	106	199	518	2082	67.2
<i>Opponents</i>				816-1853 .440	232-622 .373	459-652 .704	1056-34.1	587	483	121	281	361	2323	74.9
2010-11	34	18-16 .529	8-8 .500	735-1728 .425	258-720 .358	591-854 .692	1139-33.5	666	440	95	221	478	2319	68.2
<i>Opponents</i>				799-1863 .429	209-630 .332	481-722 .666	1206-35.5	706	440	122	215	466	2288	67.3
2011-12	31	15-16 .483	5-11 .312	747-1714 .436	236-676 .349	406-593 .685	1064-34.3	558	452	131	241	426	2136	68.9
<i>Opponents</i>				733-1688 .434	160-505 .317	393-591 .665	1071-34.5	571	419	113	216	457	2019	65.1
2012-13	35	23-12 .657	9-7 .563	922-2039 .452	274-784 .349	561-784 .716	1256-35.9	618	603	156	279	444	2679	76.5
<i>Opponents</i>				922-2142 .430	189-577 .328	451-674 .669	1316-37.6	659	541	117	223	475	2484	71.0
2013-14	34	17-17 .500	5-11 .312	809-1833 .441	289-786 .368	570-799 .713	1146-33.7	589	458	107	215	398	2477	72.9
<i>Opponents</i>				892-1977 .451	220-660 .324	407-609 .668	1206-35.5	657	503	121	207	410	2411	70.9
2014-15	33	14-19 .424	6-12 .333	750-1777 .422	233-663 .351	383-563 .680	1048-31.8	571	443	64	208	379	2116	64.1
<i>Opponents</i>				786-1768 .445	199-636 .313	405-598 .677	1151-34.9	567	447	139	196	405	2176	65.9
2015-16	32	12-20 .375	4-14 .222	761-1790 .425	232-684 .339	432-620 .697	1097-34.3	536	486	64	183	424	2186	68.3
<i>Opponents</i>				854-1911 .447	249-752 .331	344-511 .673	1162-36.3	523	540	116	204	403	2301	71.9
2016-17	33	15-18 .454	6-12 .333	716-1797 .398	214-668 .320	442-673 .657	1250-37.9	551	394	171	168	459	2088	63.3
<i>Opponents</i>				771-1968 .392	218-670 .392	388-535 .725	1231-37.3	605	410	109	215	375	2148	65.1
2017-18	30	10-20 .333	4-14 .222	741-1723 .430	182-597 .305	329-494 .667	1020-34.0	530	388	93	148	431	1993	66.4
<i>Opponents</i>				818-1808 .452	225-637 .353	385-562 .685	1108-36.9	481	476	102	199	359	2248	74.9
2018-19	31	10-21 .323	3-15 .167	749-1791 .418	155-545 .284	435-638 .682	1061-34.2	622	382	414	110	224	2088	67.4
<i>Opponents</i>				787-1753 .449	214-651 .329	511-732 .698	1152-37.2	549	427	426	121	207	2299	74.2

All-Time Lettermen

A	
Jamar Abrams	2008-11
Sherwood Adcock	1961
Kanu Aja	2015-16
Greg Alexander	2014-15
Charles Alford	1966-68
Keith Armstrong	2015
Kevin Armstrong	1990-94
Ty Armstrong	2013
Gregg Ashorn	1974
Roger Atkinson	1973

B	
Moussa Badiane	2002-05
Kentrell Barkley	2016-18
John Barnes	1962
Tim Basham	1994-97
Leon Bass	1985-87
Derrick Battle	1985-87
Tyrone Beale	2006
Erroyl Bing	2001-04
Jimmy Bishop	2001
Garrett Blackwelder	1997-00
Gabe Blair	2007-08
Devin Boddie	2002-03
Drew Bost	2016
Shamarr Bowden	2012-13
Danny Bowen	1962
Benny Bowes	1960-62
Mal Boyette	1960-62
Buzzy Braman	1974-76
Steven Branch	1997-00
Joe Brightwell	1990-91
Billy Brogden	1963-65
Kenyatta Brown	2000-02
Thom Brown	1982-83
Tim Brown	1989-91
Brooks Bryant	1989
Grant Bryant	2015-16
Von Bryant	1995-96
Tony Byles	1980-82

C	
Everette Cameron	1963
Fred Campbell	1966-68
Paris Roberts-Campbell	2012-15
Courtney Captain	2006-07
Roger Carr	1978
Mike Castro	2005-06
Paul Childress	1989-92
Al Clark	1986
Lawrence Clayton	1960-61
Jerod Cohen	1995
Vince Colbert	1966-68
Mike Cook	2004-05
Ike Copeland	1989-93
Greg Cornelius	1977-78
Jim Cox	1967-68
Louis Crosby	1975-76
Jabari Craig	2017-18
Gary Cross	1970
Greg Crouse	1970-72

D	
K.J. Davis	2018-19
Terry Davis	1971-72
James Dillard	2007
Billy Dineen	1975-76
Herb Dixon	1986
Milan Djordjevic	1971-72
Don Douglas	1994-97
Billy Duckett	1966-67
Bobby Duke	1962-64
Alico Dunk	1997-99

E	
Ken Edmonds	1973-74
Francis Edosomwan	2012-15
Al Edwards	1973-75
Blue Edwards	1987; 1989
Johnny Edwards	1982-83
Raphael Edwards	1997-98
Tyrone Edwards	1975-76
Wakefield Ellison	2010-11
Brandon Evans	2007-08

F	
Al Faber	1970-72
Jim Fairley	1970-72
Cory Farmer	2007-08
Jimmy Farnes	1961
John Fields	2007-08
Isaac Fleming	2018-19
Charles Foster	2016
Tyler Foster	2019
Fred Fowler	1960-62
Bryan Foxx	2001-02
Dave Franklin	1971-72
Dwight Frazier	1963
Jake Fugal	2001

G	
Taylor Gagnon	2005-08
Corvonn Gaines	2010-13
Jayden Gardner	2019
Earl Garner	1975-76
Robert Geter	1974
Ronney Gibbs	1988
Michael Gibson	1980-82
Herbert Gilchrist	1983-84
Anton Gill	1992-95
Quinton Goods	2006
William Grady	1985-87
Herb Gray	1977-80
Charlie Green	1982-83
Lyn Green	1970
Jim Gregory	1969-71
Garth Grindley	2003-04
Morris Grooms	1996-97
Marshall Guilmette	2013-15

H	
Quincy Hall	1999-00
Vic Hamilton	1995-96

Tom Hammonds	2005-06
Scott Hardy	1986
Tae Hardy	2019
Jonathan Hart	2005-06
Usman Haruna	2018
Tehern Harvey	1988
Morris Hargrove	1981-82
David Harris	1983-84
Dean Hartley	1975; 1977-78
Brandon Hawkins	1999-02
Roger Hedgecock	1962
Wade Henkel	1975-76
Mike Henrich	1970-71
Marchell Henry	1986-87
Addison Hill	2017-19
Bernard Hill	1978
Gus Hill	1988-90
Sam Hinnant	2006-09
Jimmy Hinton	1988
Frank Hobson	1979
Travis Holcomb-Faye	2000-03
Robin House	1988-92
Elijah Hughes	2017
Larry Hunt	1974-76
Wilbert Hunter	1992-94

I	
Jeremy Ingram	2006-07

J	
Aaron Jackson	2018
Greg James	1992-93
Darrell Jenkins	2007-08
Evaldas Jocy	1999-00
Antti Jokinen	1990-92
Chuck Jones	1994-96
DaQuan Joyner	2008, '10-11
Manuel Jones	1986-87

K	
Jonathan Kerner	1996-97
Richard Kier	1969
Jeff Kelly	1986-89
Maurice Kemp	2012-13
Garry Kerr	1978
Josh King	2005-06
Bobby Kinnard	1964-66
Jerry Knowles	1963-64
Russ Knowles	1961-63
Yasin Kolo	2013
Herb Krusen	1977-80
Chris Kupets	2009

L	
Mark Lacy	1988
Charles LaRue	1966-67
Reggie Lee	1974-76
Seth LeDay	2019
Richard LeFevre	1962
James Legan	2008-09
Chuck Lemond	1970
Ron LePors	1970

Charlie Lewis	1961-62
Henry Lewis	1975
James Lewis	1991-93
Robert Lindfelt	1969
T.J. Long	1992-93
Reed Lose	1987-90
Stanley Love	1987-91
Lester Lyons	1990-94

M	
Luke MacKay	2003-04
Al Mack	1982
Oliver Mack	1978-79
Tom Marsh	1973-74
Dominique Martin	1988
Nick Mattone	2006
George Maynor	1979-80
Randy McCullen	1973
Steve McKenzie	1971-72
Mark McLaurin	1979-82
Keith McLeod	1983
Bill McNair	1981-82
Dave McNeill	1971-72
Japhet McNeil	2004-06
J.J. McQueen	1998-099
Othello Meadows	1995-98
Gabriel Mikulas	2001-04
Clarence Miles	1979
Tom Miller	1969-70
Jim Modlin	1969-70
Chuck Mohn	1973
Darius Morales	2011-12
D.J. Morgan	1991-92
Larry Morrissey	1998-01
Darrius Morrow	2009-12
Walter Moseley	1978
Casey Mote	1989-90
Kenny Murphy	1988-89

N	
Michel Nzege	2015-17

O	
Derek O'Bryan	2009
Justice Obasohan	2016-19
Will O'Neil	2005-06
Bill Otte	1962-64
Darrell Overton	1989-91
Donnie Owens	1974
Jerome Owens	1972

P	
Tony Parham	1995-98
Jerry Parker	1962-63
Linwood Parker	1967
Dan Pasquariello	1966-67
Miguel Paul	2012-13
Bruce Peartree	1982-84
William Penny	1962
Jeff Perlitch	1988-92
Ray Peszko	1972
William "Dink" Peters	1997-98

Ronnell Peterson	1991-93
Larry Phillips	1964
Ernie Pope	1971-72
Kyle Powers	1977-79
Fred Primus	2001-02
Julius Prince	1970
Neil Punt	1997-00

Q

Earl Quash	1972
Rico Quinton	2019

R

Jim Ramsey	1977-78
Justin Ramsey	2007
Roger Reges	1963
David Reichneker	1983-84
Nolan Respress	1960-61
Deng Riak	2017
Kareem Richardson	1992-94
Butch Ricks	1964-65
Steve Richardson	1989-92
Akeem Richmond	2013-14
Deron Rippey	1996
Belton Rivers	2003-04
Peyton Robbins	2013-16
Antonio Robinson	2014-15
Chuckie Robinson	1994-95
Frank Robinson	2004

Jeff Robinson	2006
Tony Robinson	1983-84
Corey Rouse	2003-06
Arnie Ruegg	1970

S

Ken Sabo	1968-69
Evan Salzano	2010-11
Robert Sampson	2011-13
Greyson Sargent	2007-10
Craig Savage	2001
Skipp Schaeffbauer	1994-95
Jay Scherer	1989
Jeremy Sheppard	2017
Jontae Sherrod	2008-11
Chuck Scott	1961-62
Fred Selvey	1962
Vinston Sharpe	1998-01
David Simmons	1988
Keith Sledge	1985-87
Dimitrije Spasojevic	2018-19
Don Smith	1959-61
Roy Smith	1985
Roddy Stanton	1962
Austin Steed	2012
Erin Straughn	2010-12
Samson Strickland	2019
Ron Stumpo	1978
Josh Sweeley	2007
Tom Szymanski	1980-81

T

David Taylor	1999-00
Lance Tejada	2015-16
Lawrence Thomas	1996-97
Earl Thompson	1969
Simpson Toliver	1992-93
Petar Torlak	2011-14
Jack Turnbull	1985-86
Chris Turner	2009-10
Barrett Twitty	2002-03
B.J. Tyson	2015-18

U

David Underwood	1979-81
-----------------	---------

V

Alphons van Ierland	1998-00
Curt Vanderhorst	1983-86
Damond Van Weerduizen	1995-96

W

DeShaun Wade	2019
Andre Washington	2017
Charles Watkins	1981-82
Lacy West	1961-63
Justin Whatley	2018
Terry Whisnant	2015
Don Whitaker	1977-78
Jeff Whitaker	1990; 1992

Caleb White	2014-17
Nicky White	1972-74
John Whitley	2017-19
Derrick Wiley	2003-04
Raquan Wilkins	2017
Clarence Williams	2016-17
Shawn Williams	2018-19
John Williams	1984; 1986-87
Prince Williams	2013-16
Richie Williams	1969
Tommy Williams	1975
Grady Williamson	1964-66
Clay Windley	1975
Jerry Woodside	1964-66
Barry Wright	1981-84
Chad Wynn	2008-11
Buddy Wyatt	1961-62

Y

Brock Young	2008-11
Curley Young	1991-94

Z

Micahel Zangari	2013-16
-----------------	---------

List is compiled of letterwinners since 1960; Year refers to the spring semester



All-Time Jersey Numbers

0	
Isaac Fleming	2018
Othello Meadows	1995-98
Miguel Paul	2012-13
Deng Riak	2017
Terry Whisnant	2015

00	
Damae Duckett	2002
Jake Fugal	2001

1	
Grant Bryant	2015-16
Jayden Gardner	2019
Darius Morrow	2009-12
Akeem Richmond	2013-14
Belton Rivers	2003-04
Jeremy Sheppard	2017

2	
K.J. Davis	2018-19
James Dillard	2007
Maurice Kemp	2012-13
James Legan	2008-09
Fred Primus	2001-02
Caleb White	2014-17

3	
Cory Farmer	2007-08
Charles Foster	2016
Chris Kupets	2009
Seth LeDay	2019
Greyson Sargent	2010
Petar Torlak	2011-14

4	
Buzzy Braman	1974-76
Terry Davis	1971-72
Don Douglas	1994-97
Quincy Hall	1999-2000
Sam Hinnant	2006-09
Elijah Hughes	2017
Greg James	1992-93
Marvin Kilgore	2005
Clarence Miles	1979
Chuck Mohn	1973
Prince Williams	2013-16

5	
Ty Armstorg	2013
Courtney Captain	2006-07
Jerod Cohen	1995
Tyler Foster	2019
Lester Lyons	1991-94
Neil Punt	1997-00
Deron Rippey	1996
Frank Robinson	2004
Lance Tejada	2015-16

10	
Paul Childress	1989-92
Francis Edosomwan	2012-15
Bryan Foxx	2001-02
Earl Garner	1975-76
Herbert Gilchrist	1983-84
Scott Hardy	1986
Tae Hardy	2019
Aaron Jackson	2018
Jeff Kelly	1986-89
George Maynor	1979-80
Dave McNeill	1971-72
Japhet McNeill	2004-06
Don Whitaker	1977-78
Clarence Williams	2016
Brock Young	2008-11

11	
Corvonn Gaines	2010-13
Jimmy Hinton	1988
Antonio Robinson	2014-15
Jeff Robinson	2006
David Taylor	1999-2000
Curt Vanderhorst	1983-86
Charles Watkins	1981-82

12	
Louis Crosby	1975-76
Milan Djordjevic	1971-72
Taylor Gagnon	2005-08
Walter Moseley	1978
Tony Parham	1995-98
Tony Robinson	1983-84
Robert Sampson	2011-13
Craig Savage	2001

13	
Luke McKay	2003-04
Michel Nzege	2015-17
Skip Schaeffbauer	1994-95
Justin Whatley	2018-19

14 (retired)	
Mike Bledsoe	1980
Steven Branch	1997-00
Jim Ramsey	1977-78
Sonny Russell	1949-53
Fred Stone	1972

15	
Kentrell Barkley	2016-18
Jeremy Ingram	2005-06
Peyton Robbins	2013-15
Chris Turner	2009-10
Damon Van Weerhuizen	1995-96

20	
Gregg Ashorn	1974
Jimmy Bishop	2001
Shamarr Bowden	2012-13
Mike Fox	1980-82

Herb Gray	1977-80
Josh King	2005-06
Ernie Pope	1971-72
Jay Scherer	1989

21	
Jamar Abrams	2008-11
Greg Cornelius	1977-78
Herb Dixon	1986
Tom Hammonds	2005-06
Reed Lose	1987-90
Kareem Richardson	1993-94
Steve Richardson	1989-92
Vinston Sharpe	1998-01
Troy Smith	1996
Samson Strickland	2019
Josh Sweeley	2007
B.J. Tyson	2015-18

22	
Roger Atkinson	1973
Tyrone Beale	2006
Greg Crouse	1970-72
Ronney Gibbs	1988
Morris Grooms	1996-97
Wade Henkel	1975-76
Robin House	1989-92
Wilbert Hunter	1993-94
Darrell Jenkins	2007-08
Mark McLaurin	1979-82
Larry Morrisey	1998-01
Paris Roberts-Campbell	2012-15
Ron Stumpo	1978
DeShaun Wade	2019
Raquan Wilkins	2017
John Williams	1984, 1986-87

23	
Billy Dineen	1975-76
John Fields	2007-08
Brandon Hawkins	1999-02
Gerry Kerr	1978
Rico Quinton	2019
Corey Rouse	2003-06
Erin Straughn	2010-12
Lawrence Thomas	1996-97
Clarence Williams	2017
Curley Young	1991-94

24	
Keith Armstrong	2015
Garrett Blackwelder	1997-2000
Devin Boddie	2002-03
Drew Bost	2016
Tony Byles	1980-82
Techern Harvey	1988
Mike Henrich	1970-71
Reggie Lee	1974-76
T.J. Long	1992-93
Nick Mattone	2006
Jeff Perlch	1989-92

Jontae Sherrod	2008-11
Keith Sledge	1985-87
John Whitley	2017-19

25	
Moussa Badiane	2002-05
Jabari Craig	2017-18
Marcell Henry	1986-87
Evaldas Jocys	1999-00
Oliver Mack	1978-79
Kenny Murphy	1988-89
Derek O'Bryan	2009
Ronnell Peterson	1992-93
Justin Ramsey	2007
Chuckie Robinson	1994-95
Austin Steed	2012
Brandon Stith	2014
Tommy Williams	1975

30	
Blue Edwards	1987, 1989
Wakefield Ellison	2010-11
Jim Gregory	1969-71
Greyson Sargent	2007-09
Nicky White	1972-74
Clay Windley	1975

31	
Greg Alexander	2014-15
Jonathan Hart	2005-06
Peyton Robbins	2016
Andre Washington	2017
Derrick Wiley	2003-04
Barry Wright	1981-84

32	
Gabe Blair	2007-08
Al Clark	1986
Al Edwards	1973-75
Raphael Edwards	1997-98
Tyron Edwards	1975-76
Jim Fairley	1970-72
Anton Gill	1992-95
Bernard Hill	1978
Stanley Love	1987-91
J.J. McQueen	1998-99
Jonathan Moore	2002-03
Justice Obasohan	2016
Dimitrije Spasojevic	2018-19
Chris Tiger	1995

33	
Kevin Armstrong	1990-94
Erroyl Bing	2001-04
Johnny Edwards	1982-83
Vic Hamilton	1995-96
Morris Hargrove	1981-82
Frank Hobson	1979
Manuel Jones	1986-87
Casey Mote	1989-90
Will O'Neil	2005-06

Alphons van Ierland	1998-00
Chad Wynn	2008-11

34

Tim Basham	1994-97
Mike Cook	2004-05
Brandon Evans	2007-08
Charles Green	1982-83
Marc Lacy	1988
D.J. Morgan	1991-92
Julius Prince	1970
Earl Quash	1972
Evan Salzano	2010-11
Matt Steele	2009
Simpson Toliver	1992-93
Jack Turnbull	1985-86
Michael Zangari	2013-16

35

Derrick Battle	1985-87
Roger Carr	1978
Mike Castro	2005-06
Usman Haruna	2018
Larry Hunt	1974-76
Al Mack	1982
Darius Morales	2011-12

40

Robert Geter	1974
William Grady	1985-87
Jonathan Kerner	1996-97
Dominique Martin	1988
Steve McKenzie	1971-72
Keith McLeod	1983
Bill McNair	1981-82
Darrell Overton	1989-91
Kyle Powers	1977-79
Barrett Twitty	2002-03

41

Joe Brightwell	1990-91
Marshall Guilmette	2013-15
Addison Hill	2017-19
Roy Smith	1985

42

Leon Bass	1985-87
Thom Brown	1982-83
Dave Franklin	1971-72
Gus Hill	1988-90
Travis Holcomb-Faye	2000-03
DaQuan Joyner	2008, '10-11
Yasin Kolo	2013
Herb Krusen	1977-80

44

Kanu Aja	2015-16
Tim Brown	1989-91
Peter Dam	1984
Quinton Goods	2006
Lyn Green	1970
Steve Harris	1982-83
Dean Hartley	1975-77
Chuck Jones	1994-96
Tracy King	1986
Tom Marsh	1973-74
Bruce Peartree	1982-84
William "Dink" Peters	1997-98
David Underwood	1979-81

45

Brahin Howard	2002
---------------	------

50

Jeff Best	1980-82
Don Douglas	1994-97
Al Faber	1970-72
Antti Jokinen	1990-92
Henry Lewis	1975

51

Gabriel Mikulas	2001-04
-----------------	---------

52

Brooks Bryant	1989
Michael Gibson	1980-82
David Harris	1983-84
Justice Obasohan	2017-19
Ray Peszko	1971-72

53

James Lewis	1991-93
-------------	---------

54

Von Bryant	1995-96
Ike Copeland	1990-93
Jerome Owens	1972
Arnie Ruegg	1970

55

Garth Grindley	2003-04
David Reicheneker	1983-84
Tom Szmanski	1980-81
Shawn Williams	2018-19

List is compiled of letterwinners since 1960; Year refers to the spring semester



The 1974-75 team won 19 games and finished 11-3 in the Southern Conference.

Pirates By State

Alabama

Stanley Love	Decatur
Brooks Bryant	Huntsville
Marc Lacy	Huntsville
Jay Scherer	Huntsville

Arkansas

Jimmy Hinton	Little Rock
Shawn Williams	Little Rock

California

Darrell Jenkins	Anaheim
Frank Robinson	Los Angeles

Delaware

Isaac Fleming	Wilmington
---------------	------------

Florida

Jerod Cohen	Coral Springs
Tom Hammonds, Jr.	Crestview
Jimmy Bishop	Ft. Lauderdale
Steve McKenzie	Jacksonville
Keith McLeod	Key West
Darius Morales	Orlando
Erroyl Bing	Largo
Ty Armstrong	Melbourne
Maurice Kemp	Miami
David Reicheneker	Niceville
Henry Lewis	Pensacola
Erin Straughn	Pensacola
Morris Grooms	Pompano Beach
Lance Tejada	Pompano Beach
Clarence Williams	Tallahassee
Miguel Paul	Winter Haven

Georgia

Chris Kupets	Athens
Rodney Gibbs	Atlanta
Jonathan Kerner	Atlanta
Darius Morrow	Atlanta
Belton Rivers	Atlanta
Robert Sampson	Atlanta
Raquana Wilkins	Atlanta
Chad Wynn	Atlanta
Don Andrae	Columbus
Tae Hardy	Decatur
Casey Mote	Demorest
Austin Steed	Hephzibah
Grant Bryant	Kennesaw
Marshall Guilmette	Kennesaw
Mike Baker	Tifton

Illinois

Dominique Martin	Chicago
Marvin Simpson	Chicago
Milan Djordjevic	Libertyville
Jeff Robinson	Lisle
Kareem Richardson	Rantoul

Indiana

Fred Selvey	Albany
-------------	--------

Jeff Perlich	Churubusco
Don Holman	Columbus
Robert Dick	Muncie
Richard Williams	Muncie
Greg Cornelius	New Albany
Steve Richardson	Terre Haute

Kentucky

Frank Hobson	Cadiz
Donnie Owens	Etoile
Jimmy Cox	Garrett
Charles Foster	Louisville

Louisiana

Charles Watkins	New Orleans
-----------------	-------------

Maine

Herb Dixon	Bath
------------	------

Maryland

Kanu Aja	Baltimore
Tyler Foster	Baltimore
Earl Garner	Baltimore
Jerome Owens	Baltimore
Tom Marsh	Bethesda
Arnie Ruegg	Bethesda
Mike Dunn	Chevy Chase
Scott Hardy	Hyattsville
Reggie Lee	Kensington
Herb Gray	Seat Pleasant
Julius Prince	Seat Pleasant
Tyronne Beale	Silver Spring
Buzzy Braman	Silver Spring
Herb Krusen	Silver Spring
Ken Kellstrom	Suitland

Massachusetts

Tony Robinson	Boston
Eugene Walcott	Cambridge
Nick Mattone	Forestdale
Mark McLaurin	Springfield

Michigan

Neil Punt	Chanhassen
Skipp Schaeffbauer	Elk River

Nebraska

Othello Meadows	Omaha
-----------------	-------

New Jersey

John Williams	Atlantic City
William Otte	Hawthorne
Chris Tiger	Glen Gardner
Ron Stumpo	Medford
Steven Brach	Newark
Al Faber	North Haledon
William Grady	Paterson
Dan Pasquariello	Paterson
Richard LeFevre	Riverton
Jonathan Hart	Rosselle
Jeff Kelly	South Orange

Greg Crouse	Stratford
Billy Dineen	Westwood

New York

Elijah Hughes	Beacon
Jean-Pierre Brightwell	Bronx
Howard Brown	Brooklyn
Kenyatta Brown	Brooklyn
Tony Byles	Brooklyn
Mike Castro	Brooklyn
Raphael Edwards	Brooklyn
David Harris	Brooklyn
Japhet McNeil	Brooklyn
Deron Rippey	Brooklyn
Al Edwards	Long Island
Jim Kiernan	New York
Bob McKillop	North Merrick
Oliver Mack	Queens
Walter Moseley	Queens
David Underwood	Queens
Al Mack	Rush
Bernard Hill	Spring Valley
Roger Atkinson	St. Albans

North Carolina

James Dillard	Apex
John Barnes	Asheboro
Lacy West	Asheboro
Wakefield Ellison	Asheville
Alico Dunk	Ayden
Ronnell Peterson	Ayden
Jeff Whitaker	Battleboro
Clay Windley	Beaufort
Tex Everett	Bethel
Benny Bowes	Burlington
Bryan Foss	Burlington
Clarence Miles	Burlington
Herb Gilchrist	Cameron
Robert Lindfelt	Camp Lejuene
Mike Bledsoe	Cary
Jim Ramsey	Cary
Gabe Blair	Charlotte
Paris Roberts-Campbell	Charlotte
Francis Edosomwan	Charlotte
Johnny Edwards	Charlotte
Cory Farmer	Charlotte
Bob Haubenreiser	Charlotte
Sam Hinnant	Charlotte
Ken Edmonds	Chapel Hill
Tyron Edwards	Chapel Hill
Terry Whisnant	Cherryville
Quincy Hall	Cleveland
Tom Scott	Davidson
Willie McNair	Dunn
Charles Alford	Durham
Kentrell Barkley	Durham
Devin Boddie	Durham
Richard Keir	Durham
Gene McAdams	Durham
Kenny Murphy	Durham
Vinston Sharpe	Durham
Chris Turner	Durham

Derrick Wiley	Durham
Jerry Woodside	Durham
Darrell Overton	Edenton
Dave McNeill	Erwin
Erwin Durden	Fayetteville
John Fields	Fayetteville
Larry Morrissey	Fayetteville
Kyle Powers	Fayetteville
Curt Vanderhorst	Fayetteville
Victor Hamilton	Forest City
Len Blackley	Franklinton
Roger Carr	Garland
Kevin Armstrong	Gastonia
David Taylor	Gastonia
Roy Smith	Gastonia
Daquan Joyner	Goldsboro
Raymond Tyson	Goldston
Shamarr Bowden	Greensboro
Quinton Goods	Greensboro
Will O'Neil	Greensboro
Charles Scott	Greensboro
Jimmy Farnes	Greenville
Taylor Gagnon	Greenville
Ronnie Hignite	Greenville
Robin House	Greenville
Ray Peszko	Greenville
Troy Smith	Greenville
Matt Steele	Greenville
Earl Thompson	Greenville
Tommy Williams	Greenville
Linwood Parker	Harkers Island
Gerry Kerr	Harrells
Gerald Smith	Haw River
Sherwood Adcock	Henderson
Lawrence Clayton	Henderson
Dwight Frazier	Henderson
J.J. McQueen	High Point
Doyle Daughtery	Hobbtton
Jim Modlin	Jamestown
Everette Cameron	Kinston
William Hill	Kinston
Jeremy Ingram	Kinston
Chuck Jones	Kinston
Charles Lewis	Kinston
Corey Rouse	Kinston
Nicky White	Kinston
Jim Fairley	Laurinburg
Robert Hedgecock	Ledford
Barrett Twitty	Louisburg
Mal Boyette	Lucama
Paul Childress	Misenheimer
Garrett Blackwelder	Mount Olive
Brandon Hawkins	Morganton
Chuck Mohn	New Bern
Butch Ricks	New Bern
Sam Lily	Newport
Gene McMakin	Newport
Craig Savage	Oak City
Bruce Peartree	Pantego
Nolan Respess	Pantego
Jeff Best	Pikeville
Morris Hargrove	Pinehurst

George Maynard	Raeford
Larry Phillips	Raeford
Keith Armstrong	Raleigh
Drew Bost	Raleigh
Tim Brown	Raleigh
Mike Fox	Raleigh
Anton Gill	Raleigh
Wilbert Hunter	Raleigh
Jonathan Moore	Raleigh
D.J. Morgan	Raleigh
Peyton Robbins	Raleigh
Bryant Tudor	Raleigh
Don Whitaker	Raleigh
Prince Williams	Raleigh
Brock Young	Raleigh
Roger Reges	Red Oak
Keith Sledge	Roanoke Rapids
Josh Sweeley	Roanoke Rapids
Billy Upton	Rockingham
Ike Copeland	Rocky Mount
Bryant Wiggins	Rolesville
Howard Hurt	Salisbury
Charlie LaRue	Sanford
Akeem Richmond	Sanford
Louis Crosby	Shelby
Larry Hunt	Shelby
Floyd Wicker	Snow Camp
Grady Williamston	Star
Ernie Pope	Statesville
Evan Salzano	Sylva
Taro Knight	Tarboro
Jontae Sherrod	Tarboro
Terry Davis	Tillery
Josh King	Trinity
B.J. Tyson	Wadesboro
Jayden Gardner	Wake Forest
Greyson Sargent	Wake Forest
Justice Obasohan	Wallace
“Blue” Edwards	Walstonburg
Bill Duckett	Washington
Bill Francis	Washington
Russell Knowles	Washington
John Whitley	Washington
Derrick Battle	Whitakers
Greg Baston	Wilmington
Bill Brogden	Wilmington
Jack Turnbull	Wilmington
Samson Strickland	Wilson
Lester Lyons	Windsor
Addison Hill	Winterville
Danny Bowen	Winston-Salem

Fred Fowler	Winston-Salem
Travis Holcomb-Faye	Winston-Salem
Antonio Robinson	Winston-Salem
Al Tyson	Winterville
Lyn Green	Youngsville

Ohio

Greg Ashorn	Cincinnati
Aaron Jackson	Gahanna
Ken Sabo	Youngstown

Oregon

Gerald Parker	Malalla
---------------	---------

Pennsylvania

Michael Zangari	Etters
Reed Lose	Harrisburg
Mike Henrich	Leavittown
Brahin Howard	Philadelphia
Mike Cook	Philadelphia
Marvin Kilgore	Philadelphia
William Penny	Philadelphia

Rhode Island

Thom Brown	East Greenwich
------------	----------------

South Carolina

James Lewis	Batesburg
Roddy Stanton	Camden
Fred Stone	Caycee
Chuckie Robinson	Charleston
Robert Geter	Columbia
Greg James	Columbia
John Williams	Easley
Leon Bass	Florence
Randy McCullen	Greer
Von Bryant	New Ellenton
Louis Moore	Rock Hill

Tennessee

Brandon Evans	Jackson
Terhern Harvey	Nashville
Rico Quinton	Newbern

Texas

James Legan	Galena Park
Courtney Captain	Galveston
Seth LeDay	Dallas
Lawrence Thomas	Dallas

Utah

Jake Fugal	Orem
------------	------

Virginia

Al Clark	Alexandria
Earl Quash	Alexandria
John Pitts	Charlottesville
DeShaun Wade	Charlottesville
Justin Ramsey	Chesapeake
Justin Whatley	Chesapeake
Curley Young	Chesapeake
Gus Hill	Fairfax
Don Douglas	Falls Church
Marlon Jones	Falls Church
Greg Alexander	Hampton
Tracy King	Hampton
Caleb White	Lynchburg
Derek O'Bryan	Midlothian
Bobby Kinnard	Norfolk
Don Smith	Portsmouth
Brandon Stith	Lawrenceville
K.J. Davis	Portsmouth
Barry Wright	Portsmouth
Buddy Wyatt	Portsmouth
Jamar Abrams	Richmond
Bobby Duke	Richmond
Dave Franklin	Richmond
Michael Gibson	Richmond
Jeremy Sheppard	Richmond
Simpson Toliver	Richmond
Tim Basham	Roanoke
Andre Washington	Rocky Mount
Wade Henkel	Vienna
Marchel Henry	Virginia Beach
Paul Thiel	Williamsburg

Washington

Damond Van Weerdhuizen	LaCenter
------------------------	----------

Washington, D.C.

Charles Green
Manuel Jones
Tony Parham
Dink Peters
Fred Primus

West Virginia

Fred Campbell	Chattaroy
Jim Gregory	Elbert
Kevin Staples	Logan

Dean Hartley	Moundsville
Tom Miller	South Charleston

Wisconsin

Corvonn Gaines	Madison
Rick Collins	Milwaukee
Tom Szymanski	Stevens Point

FOREIGN BORN

Argentina

Gabriel Mikulas	Cordoba
-----------------	---------

Australia

Deng Riak	Melbourne
Luke MacKay	Perth

Canada

Jabari Craig	Toronto
--------------	---------

Finland

Anti Jokinen	Normijarvi
--------------	------------

France

Moussa Badiane	Paris
----------------	-------

Germany

Yasin Kolo	Goettingen
------------	------------

Jamaica

Garth Grindley	Westmoreland
----------------	--------------

Lithuania

Evaldas Jocys	Plunge
---------------	--------

The Netherlands

Peter Dam	Haaksbergen
Alphons van Ierland	Tilburg

Nigeria

Usman Haruna	Kaduna
--------------	--------

Serbia

Peter Torlak	Belgrade
Dimitrije Spasojevic	Vrsac

Switzerland

Michel Ngeze	Geneva
--------------	--------

Coaching History



Bill Herrion



Jeff Lebo



Mack McCarthy



Dave Patton



Eddie Payne



Tom Quinn

■ ALL-TIME ECU COACHING RECORDS

Coach	Seasons	Record	First Year	Last Year
C.W. Porter	1	8-9 (.471)	1931-32	1931-32
C.K. Beatty	2	12-17 (.413)	1932-33	1933-34
G.L. Mathis	2	18-17 (.514)	1934-35	1935-36
Bo Farley	2	24-18 (.571)	1936-37	1939-40
Joe Alexander	1	8-12 (.400)	1937-38	1937-38
Gordon Gilbert	1	17-10 (.630)	1938-39	1938-39
John Christienbury	3	25-15 (.625)	1940-41	1942-43
Earl Smith	5	69-49 (.585)	1945-46	1962-63
Jim Johnson	1	17-10 (.630)	1946-47	1946-47
Howard Porter	12	182-102 (.641)	1947-48	1958-59
Wendell Carr	3	32-40 (.444)	1963-64	1965-66
Tom Quinn	8	102-107 (.488)	1966-67	1973-74
Dave Patton	3	40-42 (.488)	1974-75	1976-77
Larry Gillman	2	21-32 (.396)	1977-78	1978-79
Dave Odom	3	40-40 (.500)	1979-80	1981-82
Charlie Harrison	5	51-90 (.362)	1982-83	1986-87
Mike Steele	4	48-68 (.414)	1987-88	1990-91
Eddie Payne	4	56-58 (.491)	1991-92	1994-95
Joe Dooley	4	57-52 (.523)	1995-96	1998-99
Bill Herrion	6	70-98 (.417)	1999-00	2004-05
Ricky Stokes	2	14-44 (.241)	2005-06	2006-07
Mack McCarthy	3	34-57 (.373)	2007-08	2009-10
Jeff Lebo	7	116-120 (.491)	2010-11	2017
Michael Perry	1 (interim)	8-16 (.333)	2017	2018
Joe Dooley	1	10-21 (.323)	2018-19	present

■ MOST VICTORIES

Coach	Years	Seasons	Wins
Howard Porter	12	1947-59	182
Jeff Lebo	7	2010-17	116
Tom Quinn	8	1966-74	102
Bill Herrion	6	1999-05	70
Earl Smith	5	1945-46, '59-63	69

■ HIGHEST WINNING PERCENTAGE

Coach	Years	W-L	Pct.
Howard Porter	12	182-102	.641
Gordon Gilbert	1	17-10	.630
Jim Johnson	1	17-10	.630
John Christienbury	3	25-15	.625
Earl Smith	5	69-49	.585

■ HIGHEST WINNING PERCENTAGE (Division I Only)

Coach	Years	W-L	Pct.
Jeff Lebo	7	116-120	.491
Eddie Payne	4	56-58	.491
Joe Dooley	5	67-73	.478
Dave Odom	3	38-42	.475

■ MOST SEASONS AT ECU

Coach	Seasons	Years
Howard Porter	1947-59	12
Tom Quinn	1966-74	8
Jeff Lebo	2010-pr.	7
Bill Herrion	1999-05	6
Joe Dooley	1996-99, 2018-pr.	5
Charlie Harrison	1982-87	5
Earl Smith	1945-46, 1959-63	5

ECU All-Time Assistant Coaches

Scott Aduabato	Mike Dement	Lew Hill	Mack McCarthy	David Pendergraft	Lee Talbot
Tom Barrise	Herb Dillon	Mike Hopkins	John McCullough	Michael Perry	Billy Taylor
Dan Bell	Larry Dixon	Dan Kenney	Martin McGillan	Dino Presley	Art Tolis
Chris Benetti	Joe Dooley	Herb Krusen	Griff Mills	Ken Potosnak	Dee Vick
Harry Brown	Larry Epperly	Terry Kunze	Richard Morgan	Steve Roccaforte	Al Walker
Don Carter	George "Butch" Estes	Darryl LaBarrie	John Moseley	Barry Sanderson	Don Whitaker
Raphael Chillious	George Felton	Billy Lee	Mike Netti	Darren Savino	Doug Wojcik
Steve Clifford	Chris Ferguson	Scott Lewis	Lane Odom	Ricky Schoof	George Wright-Easy
Tim Craft	Al Ferner	Stan Lewter	Dave Patton	George Stackhouse	
Tom Crump	Greg Herenda	Frank Marino	Eddie Payne	Robert Sykes	

Incoming Transfer History

■ NCAA DIVISION I, II & III TRANSFERS

Name	Year in Residency	Active at ECU	Previous School
Keith Armstrong	2013-14	2014-15	Robert Morris
Ty Armstrong	Jan. 2012	2012-13	Auburn
David Bell	2004-05	2005-06	LaSalle
Greg Cornelius	1975-76	1976-79	Samford
Milan Djordevich	1969-70	1970-72	Iowa
Alico Dunk	1995-96	1996-99	Tennessee
Isaac Fleming	2016-17	2017-pr.	Hawaii
Marchel Henry	1984-85	1985-87 St. Andrews (N.C.)***	
Jeremy Ingram	2005	2005-07	Wake Forest
Jonathan Kerner	1994-95	1995-97	Florida State
Seth LeDay	2017-18	2018-pr.	Virginia Tech
Michel Nzege	2013-14	2014-17	Winston-Salem State**
Miguel Paul	2010-11	2011-13	Missouri
Akeem Richmond	2011-12	2012-14	Rhode Island
Craig Savage	1999-00	2000-02 Elizabeth City State**	
Tom Szymanski	Aug. 1979	1979-81	Western Michigan
David Taylor	1997-98	1998-00	Georgia
David Underwood	Jan. 1978	1978-81	South Carolina
Terry Whisnant	2013-14	2014-15	Florida State
Curley Young	1990-91	1991-94	Maryland

** - Division II institution *** - Division III institution

■ JUNIOR COLLEGE TRANSFERS

Name	Active at ECU	Previous School
Kanu Aja	2014-15	City College of San Francisco
Gregg Ashorn	1973-75	North Greenville College (S.C.)
Roger Atkinson	1972-74	Lake City Junior College (Fla.)
Bifumba Baruti	2019-20	Chipola College (Fla.)
Tyrone Beale	2005-06	Allegany College (Md.)
Mike Bledsoe	1980-81	Valencia College (Fla.)
Shamarr Bowen	2011-13	Chipola College (Fla.)
Jean-Pierre Brightwell	1990-91	Springfield Technical Community College (Mass.)
Howard Brown	1986-87	Sheridan College (Wyo.)
Tim Brown	1989-91	Louisburg College (N.C.)
Von Bryant	1994-96	Western Nebraska Community College
Tony Byles	1979-82	Garden City College (Kan.)
Courtney Captain	2005-07	San Jacinto College (Texas)
Mike Castro	2004-06	Allegany College (Md.)
Jabari Craig	2016-18	Pearl River Community College (Miss.)
Terry Davis	1970-72	Louisburg College (N.C.)
Ludgy Debaut	2019-20	Northwest Florida State College
Theodore "Blue" Edwards	1986-89	Louisburg College (N.C.)
Raphael Edwards	1996-98	Kilgore College (Texas)
Cory Farmer	2006-08	Tallahassee Community College (Fla.)
Charles Foster	2015-16	Vincennes University (Ind.)
Earl Garner	1974-76	Cantonsville Community College (Md.)
Robert Geter	1973-75	Southeastern Community College (N.C.)
Michael Gibson	1979-82	Truett-McDonald College (Ga.)
Charles Green	1981-83	Catonsville Community College (Md.)
Garth Grindley	2002-04	Monroe College (N.Y.)
Morris Grooms	1995-97	Pasco-Hernando Community College (Fla.)
Quincy Hall	1998-00	Northland Pioneer College (Ariz.)
Vic Hamilton	1994-96	Spartanburg Methodist College (S.C.)
Scott Hardy	1984-86	Hagerstown Community College (Md.)
Usman Haruna	2017-18	Bismark State College (N.D.)
Mike Henrich	1969-71	Mercer County Community College (N.J.)
Frank Hobson	1978-80	Claredon College (Texas)
Wilbert Hunter	1992-94	Chowan College (N.C.)

Tyrie Jackson	2019-20	Northwest Florida State College
Miles James	2019-20	Palm Beach State College (Fla.)
Darrell Jenkins	2006-08	College of Southern Idaho
Evaldas Jocy	1998-00	Western Nebraska Community College
Marlon Jones	1992-93	Chowan College (N.C.)
Maurice Kemp	2011-13	Miami Dade College (Fla.)
Taro Knight	1989-90	Chowan College (N.C.)
James Legan	2007-09	Lon Morris College (Texas)
Henry Lewis	1974-76	Pensacola College (Fla.)
James Lewis	1991-93	Spartanburg Methodist College (S.C.)
Edra Luster	2019-20	Tyler Junior College (Texas)
Luke MacKay	2002-04	Lon Morris College (Texas)
Al Mack	1981-82	Hilbert College (N.Y.)
Oliver Mack	1977-79	San Jacinto College (Texas)
Dominique Martin	1987-88	Lake Sumter Community College (Fla.)
George Maynor	1978-80	Louisburg College (N.C.)
J.J. Miles	2019-20	Cape Fear Community College (N.C.)
D.J. Morgan	1991-92	Craven Community College (N.C.)
Darrell Overton	1989-91	Craven Community College (N.C.)
Donnie Owens	1973-75	Florida College
Jerome Owens	1971-73	Baltimore Junior College (Md.)
Dink Peters	1996-98	San Jacinto College (Texas)
Ronnell Peterson	1991-93	Louisburg College (N.C.)
Fred Primus	2000-01	Barton County Community College (Kan.)
Earl Quash	1971-73	Indian River State College (Fla.)
Deron Rippey	1995-96	Garden City College (Kan.)
Antonio Robinson	2013-15	Louisburg College (N.C.)
Chuckie Robinson	1993-95	Howard County College (Md.)
Tony Robinson	1982-84	Jamestown Community College (N.Y.)
Tremont Robinson	2019-20	Garden City Community College (Kan.)
Ron Stumpo	1977-78	Burlington County College (N.J.)
Chris Tiger	1995-96	County College of Morris (N.J.)
Eugene Walcott	1972-73	Angelina College (Texas)
Don Whitaker	1976-78	Louisburg College (N.C.)
Jeff Whitaker	1989-91	Chowan College (N.C.)
Derrick Wiley	2002-04	Moberly Community College (Mo.)
Clarence Williams	2015-pr.	Trinity Valley Community College (Texas)

■ GRADUATE TRANSFERS

Name	Active at ECU	Previous School
Aaron Jackson	2017-18	Akron
Austin Steed	2011-12	South Carolina
Andre Washington	2016-17	Wake Forest

All-Time Starting Lineups

1969-70

G	Tom Miller	6-0	Sr.	17.8 ppg	4.5 rpg
G	Julius Prince	6-2	So.	4.8 ppg	2.1 rpg
C	Jim Modlin	6-7	Sr.	18.5 ppg	10.5 rpg
F	Jim Fairley	6-7	So.	16.7 ppg	12.1 rpg
F	Jim Gregory	6-7	Jr.	16.5 ppg	10.4 rpg

1970-71

G	Mike Henrich	6-0	Sr.	8.2 ppg	2.5 rpg
G	Dave Franklin	6-5	So.	11.0 ppg	6.0 rpg
C	Al Faber	6-10	So.	13.7 ppg	12.2 rpg
F	Jim Fairley	6-7	Jr.	13.4 ppg	8.6 rpg
F	Jim Gregory	6-7	Sr.	18.3 ppg	11.5 rpg

1971-72

G	Jerome Owens	6-1	Jr.	12.1 ppg	4.3 rpg
G	Earl Quash	6-3	Jr.	8.9 ppg	2.0 rpg
C	Al Faber	6-10	Jr.	12.3 ppg	10.6 rpg
F	Jim Fairley	6-7	Sr.	14.1 ppg	10.1 rpg
F	Dave Franklin	6-5	Jr.	12.2 ppg	6.9 rpg

1972-73

G	Jerome Owens	6-1	Sr.	10.7 ppg	4.1 rpg
G	Earl Quash	6-3	Sr.	13.1 ppg	2.5 rpg
C	Al Faber	6-10	Sr.	10.5 ppg	8.3 rpg
F	Dave Franklin	6-5	Sr.	11.7 ppg	7.0 rpg
F	Nicky White	6-8	Jr.	11.1 ppg	8.5 rpg

1973-74

G	Reggie Lee	6-3	Fr.	11.6 ppg	3.4 rpg
G	Donnie Owens	6-1	Jr.	7.7 ppg	2.8 apg
C	Nicky White	6-8	Sr.	13.2 ppg	9.2 rpg
F	Robert Geter	6-6	Jr.	8.6 ppg	6.4 rpg
F	Roger Atkinson	6-3	Sr.	8.5 ppg	5.0 rpg

1974-75

G	Buzzy Braman	6-3	So.	7.0 ppg	3.2 apg
G	Donnie Owens	6-1	Sr.	9.2 ppg	1.1 rpg
C	Larry Hunt	6-8	So.	11.2 ppg	10.1 rpg
F	Robert Geter	6-6	Sr.	12.1 ppg	8.1 rpg
F	Gregg Ashorn	6-3	Sr.	15.2 ppg	5.0 rpg

1975-76

G	Reggie Lee	6-3	Jr.	12.7 ppg	2.3 apg
G	Al Edwards	6-3	Sr.	10.7 ppg	4.8 rpg
C	Larry Hunt	6-9	Jr.	9.2 ppg	9.2 rpg
F	Earl Garner	6-6	Sr.	15.4 ppg	6.0 rpg
F	Louis Crosby	6-3	Fr.	7.9 ppg	2.7 rpg

1976-77

G	Jim Ramsey	6-3	Fr.	11.3 ppg	2.8 apg
G	Louis Crosby	6-3	So.	7.2 ppg	2.7 rpg
C	Larry Hunt	6-9	Sr.	12.4 ppg	10.1 rpg
F	Greg Cornelius	6-9	So.	6.4 ppg	6.8 rpg
F	Herb Gray	6-7	Fr.	11.5 ppg	6.0 rpg

1977-78

G	Oliver Mack	6-3	Jr.	28.0 ppg	4.0 rpg
G	Walter Moseley	6-2	Fr.	4.2 ppg	3.7 rpg
C	Greg Cornelius	6-9	Jr.	8.8 ppg	8.1 rpg
F	Herb Krusen	6-5	So.	13.5 ppg	3.8 rpg
F	Herb Gray	6-7	So.	14.2 ppg	7.8 rpg

1978-79

G	Oliver Mack	6-3	Sr.	18.3 ppg	4.2 rpg
G	George Maynor	6-3	Jr.	12.9 ppg	4.0 apg
C	Greg Cornelius	6-9	Sr.	10.7 ppg	8.3 rpg
F	Herb Krusen	6-5	Jr.	9.3 ppg	2.0 rpg
F	Frank Hobson	6-8	Jr.	5.9 ppg	4.3 rpg

1979-80

G	George Maynor	6-3	Sr.	17.0 ppg	3.0 apg
G	Tony Byles	6-4	Jr.	5.2 ppg	2.5 rpg
C	Michael Gibson	6-8	So.	5.9 ppg	5.6 rpg
F	Herb Krusen	6-5	Sr.	13.1 ppg	2.9 rpg
F	Herb Gray	6-7	Sr.	12.3 ppg	8.2 rpg

1980-81

G	Charles Watkins	6-3	Jr.	12.8 ppg	2.8 apg
G	Barry Wright	6-5	Fr.	10.3 ppg	2.5 rpg
C	Tom Szymanski	6-11	Sr.	6.1 ppg	5.7 rpg
F	Michael Gibson	6-8	Sr.	5.9 ppg	5.6 rpg
F	Mark McLaurin	6-7	Sr.	9.4 ppg	4.3 rpg

1981-82

G	Tony Byles	6-4	Sr.	8.3 ppg	2.6 apg
G	Bruce Peartree	6-1	Fr.	8.3 ppg	1.4 rpg
C	Al Mack	6-9	Jr.	5.6 ppg	3.1 rpg
F	Charles Green	6-7	Jr.	11.3 ppg	4.3 rpg
F	Morris Hargrove	6-7	So.	11.5 ppg	5.9 rpg

1982-83

G	Bruce Peartree	6-0	So.	10.4 ppg	1.6 rpg
G	Tony Robinson	6-1	Jr.	5.5 ppg	2.8 apg
C	Johnny Edwards	6-6	Fr.	18.6 ppg	8.4 rpg
F	Barry Wright	6-5	So.	11.8 ppg	3.7 rpg
F	Charles Green	6-7	Sr.	11.7 ppg	6.6 rpg

1983-84

G	Tony Robinson	6-1	Sr.	6.7 ppg	4.0 apg
G	Curt Vanderhorst	6-1	So.	11.6 ppg	3.6 rpg
F	Keith Sledge	6-3	Fr.	4.7 ppg	3.1 rpg
F	Bary Wright	6-5	Jr.	9.2 ppg	3.4 rpg
F	Derrick Battle	6-6	Fr.	6.1 ppg	4.6 rpg

1984-85

G	Herb Dixon	6-3	Fr.	7.5 ppg	4.3 apg
G	Curt Vanderhorst	6-1	Jr.	17.0 ppg	4.3 rpg
C	Leon Bass	6-10	So.	7.8 ppg	5.0 rpg
F	William Grady	6-2	So.	15.7 ppg	3.1 rpg
F	Roy Smith	6-8	So.	2.7 ppg	3.4 rpg

1985-86

G	Scott Hardy	5-9	Sr.	4.8 ppg	4.0 apg
G	Curt Vanderhorst	6-1	Sr.	12.4 ppg	5.1 rpg
C	Leon Bass	6-10	Jr.	8.0 ppg	3.9 rpg
F	Marchell Henry	6-5	Jr.	15.6 ppg	5.5 rpg
F	Keith Sledge	6-3	Jr.	6.2 ppg	3.2 rpg

1986-87

G	Keith Sledge	6-3	Sr.	6.7 ppg	3.5 rpg
G	Howard Brown	6-4	So.	7.1 ppg	4.2 apg
C	Leon Bass	6-10	Sr.	11.4 ppg	5.6 rpg
F	Marchell Henry	6-5	Sr.	19.1 ppg	6.6 rpg
F	Blue Edwards	6-4	Jr.	14.4 ppg	5.6 rpg

1987-88

G	Reed Lose	6-3	So.	15.0 ppg	3.8 rpg
G	Jeff Kelly	5-9	Jr.	3.6 ppg	2.8 apg
C	Stanley Love	6-5	Fr.	8.2 ppg	5.7 rpg
F	Gus Hill	6-3	So.	19.3 ppg	5.5 rpg
F	Kenny Murphy	6-3	Jr.	8.5 ppg	4.6 rpg

1988-89

G	Jeff Kelly	5-9	Sr.	2.6 ppg	4.1 apg
G	Kenny Murphy	6-3	Sr.	8.3 ppg	4.1 rpg
C	Stanley Love	6-5	So.	5.2 ppg	3.7 rpg
F	Blue Edwards	6-5	Sr.	26.7 ppg	6.9 rpg
F	Reed Lose	6-3	Jr.	7.7 ppg	3.4 rpg
	-or- Gus Hill	6-3	Jr.	10.7 ppg	3.5 rpg

1989-90

G	Reed Lose	6-4	Sr.	12.7 ppg	3.2 rpg
G	Paul Childress	5-10	Fr.	2.0 ppg	3.5 apg
C	Ike Copeland	6-8	Fr.	8.9 ppg	6.3 rpg
F	Tim Brown	6-7	Jr.	9.7 ppg	6.3 rpg
F	Gus Hill	6-3	Sr.	8.5 ppg	2.9 rpg
	-or- Stanley Love	6-5	Jr.	5.5 ppg	3.9 rpg

1990-91

G	Lester Lyons	6-2	Fr.	17.6 ppg	3.3 rpg
G	Robin House	6-1	Jr.	6.7 ppg	1.6 rpg
C	Ike Copeland	6-8	So.	8.8 ppg	8.1 rpg
F	Stanley Love	6-5	Sr.	7.1 ppg	3.5 rpg
F	Darrel Overton	6-6	Sr.	4.5 ppg	3.6 rpg
	-or- Tim Brown	6-7	Sr.	5.8 ppg	5.6 rpg

1991-92

G	Lester Lyons	6-4	So.	15.6 ppg	3.1 rpg
G	Ronnell Perterson	6-2	Jr.	9.8 ppg	2.8 rpg
C	Ike Copeland	6-8	Jr.	10.1 ppg	8.8 rpg
	-or- James Lewis	6-6	Jr.	5.5 ppg	2.8 rpg
F	Curley Young	6-5	So.	8.7 ppg	4.6 rpg
F	Anton Gill	6-8	Fr.	11.4 ppg	7.1 rpg

1992-93

G	Lester Lyons	6-4	Jr.	15.4 ppg	2.7 rpg
G	Kareem Richardson	5-11	Fr.	7.1 ppg	2.0 rpg
C	Ike Copeland	6-8	Sr.	7.0 ppg	9.4 rpg
F	Anton Gill	6-8	So.	10.3 ppg	5.4 rpg
F	Curley Young	6-5	Jr.	6.1 ppg	3.5 rpg

1993-94

G	Lester Lyons	6-4	Sr.	16.5 ppg	4.1 rpg
G	Kareem Richardson	5-11	Fr.	7.6 ppg	2.6 rpg
C	Anton Gill	6-8	Jr.	14.5 ppg	6.2 rpg
F	Wilbert Hunter	6-5	Sr.	6.3 ppg	4.5 rpg
F	Curley Young	6-5	Sr.	7.1 ppg	3.9 rpg

1994-95

G	Tony Parham	6-1	Fr.	9.1 ppg	3.3 apg
G	Skip Schaeffbauer	6-4	So.	11.0 ppg	2.7 rpg
C	Anton Gill	6-8	Sr.	16.8 ppg	7.1 rpg
F	Chuckie Robinson	6-8	Sr.	15.2 ppg	7.3 rpg
F	Tim Basham	6-6	So.	10.6 ppg	5.6 rpg

1995-96

G	Tony Parham	6-2	So.	7.5 ppg	3.1 apg
G	Othello Meadows	6-3	So.	10.3 ppg	2.8 rpg
C	Jonathan Kerner	6-11	Jr.	9.8 ppg	6.6 rpg
F	Tim Basham	6-5	Jr.	13.5 ppg	5.1 rpg
F	Von Bryant	6-8	Sr.	6.9 ppg	5.1 rpg

1996-97

G	Tony Parham	6-2	Jr.	8.5 ppg	2.7 apg
G	Othello Meadows	6-3	Jr.	10.1 ppg	3.0 rpg
C	Jonathan Kerner	6-11	Sr.	9.1 ppg	4.6 rpg
F	Tim Basham	6-5	Sr.	8.1 ppg	4.9 rpg
F	Morris Grooms	6-7	Sr.	7.9 ppg	5.9 rpg

1997-98

G	Tony Parham	6-2	Sr.	11.0 ppg	2.7 apg
G	Othello Meadows	6-3	Sr.	11.7 ppg	4.3 rpg
G	Alico Dunk	6-0	Jr.	4.8 ppg	2.2 rpg
C	Dink Peters	6-8	Sr.	9.9 ppg	7.5 rpg
F	Raphael Edwards	6-7	Sr.	16.7 ppg	8.2 rpg

1998-99

G	Alico Dunk	6-0	Sr.	3.3 ppg	3.4 apg
G	Garrett Blackwelder	6-2	Jr.	11.8 ppg	2.3 rpg
G	David Taylor	6-4	So.	7.3 ppg	4.1 rpg
C	Neil Punt	6-8	Jr.	7.2 ppg	4.9 rpg
F	Evaldas Joycs	6-8	Jr.	13.8 ppg	6.2 rpg

1999-2000

G	Garrett Blackwelder	6-2	Sr.	10.5 ppg	2.3 rpg
G	Brandon Hawkins	6-2	So.	9.9 ppg	3.6 rpg
G	Kenyatta Brown	6-4	So.	6.7 ppg	3.7 rpg
F	Neil Punt	6-8	Sr.	9.9 ppg	6.3 rpg
F	Vincent Sharpe	6-5	Jr.	3.3 ppg	4.4 rpg

2000-01

G	Travis Holcomb-Faye	6-1	So.	9.2 ppg	4.3 apg
G	Brandon Hawkins	6-2	Jr.	8.9 ppg	2.3 rpg
G	Fred Primus	6-3	Jr.	13.1 ppg	3.4 rpg
F	Erroyl Bing	6-6	Fr.	10.4 ppg	7.8 rpg
F	Gabriel Mikulas	6-8	Fr.	15.0 ppg	5.7 rpg

2001-02

G	Travis Holcomb-Faye	6-1	Jr.	8.8 ppg	4.0 apg
G	Kenyatta Brown	6-4	Sr.	11.4 ppg	3.6 rpg
C	Moussa Badiane	6-10	Fr.	6.5 ppg	4.3 rpg
F	Erroyl Bing	6-6	So.	12.6 ppg	8.7 rpg
F	Gabriel Mikulas	6-8	So.	11.8 ppg	6.1 rpg

2002-03

G	Travis Holcomb-Faye	6-1	Sr.	10.1 ppg	4.3 apg
G	Belton Rivers	6-1	Fr.	8.0 ppg	2.5 rpg
G	Derrick Wiley	6-4	Jr.	14.0 ppg	5.2 rpg
F	Erroyl Bing	6-6	Jr.	8.0 ppg	8.7 rpg
F	Gabriel Mikulas	6-8	Jr.	11.4 ppg	5.8 rpg

2003-04

G	Mike Cook	6-4	Fr.	10.4 ppg	3.5 rpg
	-or- Japhet McNeil	5-10	Fr.	4.4 ppg	3.6 apg
G	Belton Rivers	6-1	So.	8.2 ppg	1.5 ppg
G	Derrick Wiley	6-4	Sr.	14.8 ppg	5.9 rpg
C	Moussa Badiane	6-10	Jr.	8.5 ppg	6.3 rpg
F	Erroyl Bing	6-6	Sr.	9.3 ppg	8.3 rpg
	-or- Gabriel Mikulas	6-8	Sr.	13.0 ppg	6.8 rpg

2004-05

G	Japhet McNeil	5-10	So.	6.3 ppg	4.4 rpg
G	Mike Cook	6-4	So.	15.0 ppg	4.0 apg
G	Tom Hammonds	6-4	Fr.	8.0 ppg	2.3 rpg
C	Moussa Badiane	6-10	Sr.	12.3 ppg	7.9 rpg
F	Corey Rouse	6-8	Jr.	10.6 ppg	10.2 rpg

2005-06

G	Japhet McNeil	5-10	Jr.	4.3 ppg	5.6 apg
G	Sam Hinnant	6-4	Fr.	10.2 ppg	2.9 rpg
G	Jeremy Ingram	6-3	So.	10.3 ppg	3.5 rpg
	-or- Courtney Captain	6-1	Jr.	8.9 ppg	2.6 rpg
F	Tyronne Beale	6-8	Jr.	5.9 ppg	2.5 rpg
F	Corey Rouse	6-8	Sr.	14.3 ppg	10.8 rpg

2006-07

G	Darrell Jenkins	5-11	Jr.	12.3 ppg	5.3 apg
G	Courtney Captain	6-1	Sr.	11.8 ppg	3.9 rpg
G	Cory Farmer	6-3	Jr.	6.8 ppg	2.7 rpg
F	John Fields	6-9	Fr.	9.5 ppg	5.9 rpg
F	Gabe Blair	6-8	Fr.	5.3 ppg	7.0 rpg

2007-08

G	Darrell Jenkins	5-11	Sr.	8.4 ppg	6.0 apg
G	Cory Farmer	6-3	Sr.	7.8 ppg	2.0 rpg
G	Sam Hinnant	6-4	Jr.	11.0 ppg	3.1 rpg
F	John Fields	6-9	So.	9.6 ppg	5.0 rpg
F	Gabe Blair	6-8	So.	7.7 ppg	6.9 rpg

2008-09

G	Brock Young	5-11	So.	10.6 ppg	7.6 apg
G	Sam Hinnant	6-4	Sr.	15.0 ppg	3.6 rpg
G	James Legan	6-3	Sr.	11.8 ppg	3.8 rpg
F	Jamar Abrams	6-6	So.	10.0 ppg	5.0 rpg
F	Darius Morrow	6-8	Fr.	9.7 ppg	6.7 rpg

2009-10

G	Brock Young	5-11	Jr.	15.5 ppg	5.5 apg
G	Jontae Sherrod	6-2	Jr.	9.6 ppg	2.9 rpg
C	Chad Wynn	6-10	Jr.	7.4 ppg	5.0 rpg
F	Darius Morrow	6-8	So.	12.6 ppg	6.5 rpg
F	Jamar Abrams	6-6	Jr.	11.1 ppg	4.9 rpg

2010-11

G	Corvonn Gaines	6-4	So.	6.7 ppg	3.1 apg
G	Jontae Sherrod	6-2	Sr.	15.6 ppg	3.6 rpg
G	Erin Straughn	6-6	So.	5.0 ppg	4.4 rpg
F	Darius Morrow	6-8	Jr.	13.0 ppg	6.3 rpg
F	Jamar Abrams	6-6	Sr.	10.3 ppg	4.1 rpg

2011-12

G	Miguel Paul	6-3	Jr.	15.2 ppg	5.9 apg
G	Shamarr Bowden	6-4	Jr.	8.3 ppg	1.3 rpg
G	Erin Straughn	6-6	Jr.	5.7 ppg	4.6 rpg
F	Darius Morrow	6-8	Sr.	13.5 ppg	5.9 rpg
F	Maurice Kemp	6-8	Jr.	10.5 ppg	6.3 rpg
	-or- Robert Sampson	6-8	So.	5.6 ppg	5.2 rpg

2012-13

G	Miguel Paul	6-3	Sr.	13.3 ppg	7.2 apg
G	Paris Roberts-Campbell	6-3	So.	5.6 ppg	2.1 rpg
F	Maurice Kemp	6-8	Sr.	18.9 ppg	8.0 rpg
F	Ty Armstrong	6-8	Jr.	9.3 ppg	4.5 rpg
F	Robert Sampson	6-8	Jr.	9.1 ppg	9.2 rpg

2013-14

G	Antonio Robinson	6-4	Jr.	4.9 ppg	2.7 apg
G	Akeem Richmond	6-0	Sr.	18.0 ppg	1.6 apg
G	Paris Roberts-Campbell	6-3	Jr.	11.9 ppg	4.2 rpg
F	Caleb White	6-7	Fr.	12.4 ppg	3.3 rpg
F	Michael Zangari	6-9	So.	8.7 ppg	5.2 rpg

2014-15

G	Antonio Robinson	6-4	Sr.	4.2 ppg	3.7 apg
G	Terry Whisnant	6-3	Sr.	12.3 ppg	2.6 rpg
F	Caleb White	6-7	So.	12.2 ppg	3.5 rpg
F	Michel Nzege	6-8	So.	5.8 ppg	4.7 rpg
C/F	Marshall Guilmette	6-10	RSO.	6.2 ppg	3.4 rpg
	-or- Michael Zangari	6-9	Jr.	2.6 ppg	3.3 rpg

2015-16

G	Prince Williams	6-5	Sr.	10.3 ppg	3.8 apg
G	B.J. Tyson	6-3	So.	14.6 ppg	4.4 rpg
F	Caleb White	6-7	Jr.	12.5 ppg	3.1 rpg
F	Michel Nzege	6-8	Jr.	4.4 ppg	3.7 rpg
	-or- Clarence Williams	6-9	Jr.	3.1 ppg	2.7 rpg
C/F	Michael Zangari	6-9	Sr.	5.8 ppg	3.8 rpg
	-or- Kanu Aja	6-9	Sr.	2.9 ppg	2.9 rpg

2016-17

G	Jeremy Sheppard	6-1	Fr.	9.2 ppg	3.5 apg
	-or- B.J. Tyson	6-3	Jr.	9.6 ppg	2.9 rpg
G	Caleb White	6-7	Sr.	11.8 ppg	2.3 rpg
F	Kentrell Barkley	6-5	So.	13.2 ppg	7.6 rpg
F	Deng Riak	6-10	RFr.	3.2 ppg	5.2 rpg
C	Andre Washington	7-1	Gr.	6.9 ppg	7.1 rpg

2017-18

G	Isaac Fleming	6-3	Jr.	12.5 ppg	4.8 apg
G	B.J. Tyson	6-3	Sr.	14.9 ppg	4.3 rpg
F	Kentrell Barkley	6-5	Jr.	12.0 ppg	7.3 rpg
F	Dimitrije Spasojevic	6-8	Fr.	6.1 ppg	4.0 rpg
C	Jabari Craig	6-10	Sr.	5.3 ppg	6.0 rpg

2018-19

G	Isaac Fleming	6-3	Sr.	9.9 ppg	4.0 apg
G	Shawn Williams	6-1	So.	12.8 ppg	1.8 apg
F	K.J. Davis	6-5	So.	7.6 ppg	4.1 rpg
F	Jayden Gardner	6-6	Fr.	16.3 ppg	8.5 rpg
C	Dimitrije Spasojevic	6-8	So.	3.7 ppg	1.9 rpg

Year-By-Year Results

■ 1931-32

8-9 overall

Head Coach: *Cp.W. Porter*

Greenville All-Stars	W	23-17
Greenville All-Stars	L	22-23
Campbell	L	16-30
Atlantic Christian	L	17-23
Atlantic Christian	L	23-37
Louisburg JC	W	36-31
Campbell	L	17-30
Farmville All-Stars	L	27-31
Louisburg JC	W	16-6
William & Mary (N.D.)	L	23-37
Farmville All-Stars	L	27-31
Wilmington Y	W	24-23
Wilmington Y	W	32-26
Williamston Town Team	W	32-24
Rocky Mount Y	L	25-41
Rocky Mount Y	L	30-37
Goldsboro Y	W	

■ 1932-33

9-6 overall

Head Coach: *C.K. Beatty*

Greensboro Red Shields	W	34-21
Rocky Mount Y	W	53-37
N.C. State Freshmen	L	19-51
Atlantic Christian	W	26-21
High Point	W	38-35
Atlantic Christian	L	39-43
Wilmington HS	W	57-23
N.C. State Freshmen	L	27-29
Wake Forest Freshmen	L	21-38
Chowan JC	W	47-27
Roanoke Rapids Red Devils	W	35-31
Wake Forest Freshmen	W	35-31
Roanoke Rapids Red Devils	W	54-34
High Point	L	23-46
Campbell	L	25-38

■ 1933-34

3-11 overall

Head Coach: *C.K. Beatty*

High Point	L	35-63
High Point	L	20-25
Appalachian Teachers	L	39-48
Appalachian Teachers	L	26-41
Atlantic Christian	W	34-14
Catawba	W	32-27
Campbell	L	29-41
High Point	L	26-31
Catawba	L	19-35
Oak Ridge Cadets	L	24-53
Goldsboro Red Shields	W	46-30
Rocky Mount Y	L	50-60
High Point	L	35-44

■ 1934-35

7-11 overall

Head Coach: *G.L. Mathis*

Kinston All-Stars	W	21-19
Campbell	L	22-27
Rocky Mount Y	L	39-50
High Point	L	12-43
Presbyterian JC	W	50-28
Guilford	W	29-20
Guilford	L	
Atlantic Christian	L	21-23
Louisburg JC	W	36-20
Wingate JC	L	
William & Mary (N.D.)	L	
Atlantic Christian	L	37-36
Davidson Freshmen	L	
Guilford	W	
High Point	L	
Rocky Mount Y	L	
Elon	L	36-70

■ 1935-36

11-6 overall

Head Coach: *G.L. Mathis*

High Point	L	23-45
Rocky Mount Y	W	33-23
High Point	L	32-40
Rocky Mount Y	W	33-23
Rocky Mount Y	W	42-20
Washington All-Stars	W	36-31
Williamston All-Stars	W	34-24
Guilford	L	16-22
Campbell	L	34-36
Presbyterian JC	W	62-42
Atlantic Christian	W	58-41
Atlantic Christian	L	20-26
Louisburg JC	W	54-15
Louisburg JC	W	49-31
Oak Ridge Cagers	W	45-39
William & Mary (N.D.)	W	54-35
Guilford	L	38-41

■ 1936-37

13-11 overall

Head Coach: *Bo Farley*

Morehead City All-Stars	W	64-12
Rocky Mount Y	W	39-37
Campbell	L	22-30
Louisburg JC	W	39-24
Washington All-Stars	W	103-18
Atlantic Christian	L	28-42
Ayden All-Stars	W	44-35
Bethel All-Stars	W	32-29
Ayden All-Stars	W	25-24
Morehead City All-Stars	W	45-32
Guilford	L	36-44
Guilford	W	37-28
Atlantic Christian	W	37-28
Louisburg JC	W	54-15
Fuquay All-Stars	L	47-55

Presbyterian JC	W	62-34
Naval Training School	L	20-60
High Point	L	28-42
Washington All-Stars	W	28-23
William & Mary (N.D.)	L	34-38

■ 1937-38

8-12 overall

Head Coach: *Joe Alexander*

Unique Furniture Co.	L	49-62
Portsmouth Y	W	28-25
Louisburg JC	W	46-35
Rocky Mount Y	W	38-30
Naval Base	L	38-41
William & Mary (N.D.)	L	40-47
Naval Base	L	30-43
High Point	L	33-66
Enka Stars	L	31-51
Western Carolina Teachers	W	41-31
Western Carolina Teachers	L	38-33
Atlantic Christian	W	37-36
William & Mary (N.D.)	W	42-36
Campbell	L	29-37
Bethel Raiders	W	38-36
Belmont Abbey	L	31-37
High Point	L	33-52
Atlantic Christian	L	42-49
Campbell	W	34-24
House of David	L	31-41

■ 1938-39

17-10 overall

Head Coach: *Gordon Gilbert*

Newport News Business	W	31-22
Erwin Red Birds	L	26-30
Wake Forest (Rebels)	W	44-38
Kinston All-Stars	W	45-13
Rocky Mount Y	W	33-26
Kinston All-Stars	W	63-26
Williamston Martins	W	41-36
Rocky Mount Y	W	49-39
Erwin Red Birds	W	35-32
High Point	L	37-43
Atlantic Christian	L	28-32
William & Mary (N.D.)	W	35-24
Naval Base	W	44-35
Wilson Teachers	W	41-38
Lynchburg	L	40-42
Elon	L	31-38
Atlantic Christian	W	37-29
William & Mary (N.D.)	W	35-33
Chowan JC	L	18-33
Naval Base	W	43-39
Wilson Teachers	W	53-30

■ 1939-40

11-7 overall

Head Coach: *Bo Farley*

Elizabeth City Cardinals	W	53-27
Langley Field Aces	L	43-59

Atlantic Christian	W	49-46
Westinghouse Apprentice	W	51-44
High Point	L	35-51
U.S. Naval Base	W	64-57
William & Mary (N.D.)	W	62-36
Portsmouth Y	W	42-29
Rocky Mount Y	W	79-27
Raleigh White Flash	L	48-50
Louisburg JC	W	83-27
Atlantic Christian	W	58-43
Campbell	L	41-77
William & Mary (N.D.)	W	76-44
Duke B Team	L	
Langley Field Aces	W	67-51

■ 1940-41

15-4 overall
Head Coach: John Christenbury

High Point	W	44-43
Rocky Mount Y	W	52-39
Atlantic Christian	W	63-27
House of David	L	49-63
Chowan JC	W	60-16
Campbell	W	53-44
Westinghouse Apprentice	W	55-46
Atlantic Christian	W	59-28
Appalachian Teachers	L	49-66
High Point	W	44-37
Mars Hill	W	44-23
Western Carolina Teachers	L	40-43
Campbell	W	49-38
William & Mary (N.D.)	W	63-40
Campbell	W	50-38
Raleigh White Flash	L	46-54
Norfolk Navy Base	W	51-40
William & Mary (N.D.)	W	60-43
Atlantic Christian	W	59-28

■ 1941-42

9-9 overall
Head Coach: John Christenbury

Louisburg JC	W	43-42
Atlantic Christian	L	33-42
Rio Grande	L	28-46
Williamston Martins	L	28-31
Rocky Mount Y	W	46-31
Norfolk Naval Base	L	26-67
William & Mary (N.D.)	W	58-35
Norfolk Naval Base	L	28-38
Camp Davis	L	33-53
Belmont Abbey	W	28-24
Co. A. 649th Engineers	W	41-26
U.S. Marines	W	31-16
Edwards Military Institute	W	37-25
Norfolk Naval Hospital	W	45-32
William & Mary (N.D.)	W	56-29
Westinghouse Apprentice	L	24-54
Atlantic Christian	L	25-28
Camp Davis	L	26-50

■ 1942-43

1-2 overall
Head Coach: John Christenbury

Atlantic Christian	L	35-44
--------------------	---	-------

Atlantic Christian	L	22-42
Bethel All-Stars	W	62-35

■ 1943-44

NO GAMES PLAYED

■ 1944-45

8-6 overall

Head Coach: None

Greenville Marines	W	30-26
Greenville Marines	L	26-34
Waltsonburg All-Stars	W	66-21
Greenville Marines	L	31-38
Cherry Point Marines	L	33-37
Bogue Field Air Raiders	W	49-45
Greenville Mariens	W	38-31
Walstonburg All-Stars	L	5-28
Atlantic Christian	W	60-32
Jamesville All-Stars	L	59-69
Colerain Red Devils (32)	W	51-37
Bogue Field Air Raiders	W	36-35
Smithfield Blue Streaks	L	36-62

■ 1945-46

16-9 overall

Head Coach: Earl Smith

Kinston Marines	L	47-49
Kinston Marines	W	36-19
Campbell	W	40-20
Campbell	W	47-23
13th Airborne, Ft. Bragg	W	66-48
Jamesville All-Stars	W	47-36
William & Mary (N.D.)	W	51-38
Louisburg JC	W	56-20
Louisburg JC	W	78-23
Greensboro Ord	L	42-64
Greensboro Ord	L	34-54
Thomasville Lions	W	67-50
Thomasville Lions	W	58-37
Edenton NAS	W	65-49
Atlantic Christian	L	34-41
Atlantic Christian	L	41-52
Elon	L	41-52
Elon	L	56-73
Lenoir-Rhyne	W	36-31
Guilford	W	43-33
Guilford	W	66-46
High Point	W	49-43
High Point	W	39-38
Camp Lejeune	L	36-84
Camp Lejeune	L	66-118

■ 1946-47

17-10 overall

Head Coach: Jim Johnson

Campbell	W	43-37
Louisburg JC	W	51-31
Fort Bragg	W	47-44
House of David	L	51-56
William & Mary (N.D.)	W	49-46
St. Helena	W	43-42
Campbell	L	34-35

Norfolk Naval Station	L	35-66
St. Helena	W	45-39
Norfolk Naval Station	W	52-49
Cherry Point	L	42-48
Newport News Apprentice	L	42-49
Atlantic Christian	L	33-48
William & Mary (N.D.)	L	51-56
Cherry Point	L	
Louisburg JC	W	55-31
Williamston All-Stars	W	
Goldsboro All-Stars	W	44-37
Rocky Mount Y	W	60-53
Goldsboro All-Stars	W	44-37
Edwards Military Institute	W	98-33
Duke Freshmen	L	28-42
Edwards Military Institute	W	61-35
Fayetteville American Legion	L	63-67
Duke B Team	L	41-42

■ 1947-48

13-11 overall, 6-4 North State
Head Coach: Howard Porter

at Goldsboro All-Stars	W	50-32
Cherry Point	W	50-42
Little Creek Navy	L	44-45
at Erskine	L	44-47
at Duke J.V.	L	38-47
at Elon	W	31-29
Appalachian State	L	47-66
Newport News Apprentice	L	62-64
at Lenior-Rhyne	W	56-47
at Duke J.V.	W	57-44
at WCC Teachers	L	43-57
at WCC Teachers	W	43-40
Lenoir Rhyne	W	76-46
at Appalachian State	L	44-65
William & Mary (N.D.)	L	51-55
William & Mary (N.D.)	L	42-44
at Atlantic Christian	W	38-36
Elon	W	62-44
Erskine	W	48-33
Atlantic Christian	W	56-45
at Goldsboro All-Stars	W	44-33
at Little Creek Navy	W	58-48
at Guilford (NS)	L	38-53

■ 1948-49

10-9 overall, 7-7 North State
Head Coach: Howard Porter

Portsmouth Grid Club	W	36-26
at High Point	L	31-51
at Catawba	L	39-51
Norfolk Navy	W	54-51
Appalachian State	W	60-53
at Cherry Point	L	45-75
at Elon	W	49-48
at Lenior-Rhyne	L	47-71
Catawba	L	45-49
at Atlantic Christian	L	48-51
Lenior-Rhyne	W	65-49
at Appalachian State	L	41-54
Western Carolina	L	50-52
Western Carolina	W	61-31

High Point	W	50-48
Atlantic Christian	W	52-51
Elon	W	57-48
Western Carolina (NS)	W	49-43
Appalachian State (NS)	L	52-69

■ 1949-50

16-7 overall, 9-7 North State
Head Coach: Howard Porter

at Wilson Teachers	W	60-58
at Apprentice	W	56-53
at Camp Lejeune	L	57-61
at Guilford	W	58-42
Camp Lejeune	L	41-43
Wilson Teachers	W	63-46
Catawba	W	52-43
Appalachian State	W	42-41
Elon	W	56-44
at Lenoir-Rhyne	L	58-70
at Catawba	W	66-53
at Atlantic Christian	W	56-41
Apprentice	W	69-30
Lenoir-Rhyne	L	48-49
at Appalachian State	W	42-41
at Western Carolina	W	53-45
High Point	W	59-53
at Elon	L	30-54
at High Point	L	51-72
Guilford	W	68-3
Atlantic Christian	W	58-35
Lenoir-Rhyne (NS)	L	34-52

■ 1950-51

13-11 overall, 9-6 North State
Head Coach: Howard Porter

at Camp Lejeune	L	62-63
at Guilford	W	61-35
McCrory Eagles	L	50-61
Wilson Teachers	W	64-59
Catawba	W	62-49
Norfolk Navy	L	52-65
High Point	L	58-59
Appalachian State	W	71-56
Lenoir-Rhyne	L	51-62
at Catawba	L	57-66
Atlantic Christian	W	83-35
Elon	W	74-62
at Elon	L	74-75
at Lenoir-Rhyne	L	55-61
at Appalachian State	L	57-66
at Camp Lejeune	L	64-74
Western Carolina	W	98-69
Western Carolina	W	98-68
at McCrory Eagles	W	79-78
at High Point	W	81-72
at Atlantic Christian	W	106-70
Lenoir-Rhyne	W	76-72
Catawba	W	68-63
High Point (NS)	L	62-66

■ 1951-52

14-11 overall, 10-4 North State
Head Coach: Howard Porter

at Naval Air Station	L	55-63
Guilford	W	66-47
Catawba	W	80-68
at Camp Lee	W	73-69
at Camp Lejeune	L	73-74
Camp Lee	W	90-65
at Guilford	L	67-70
at Appalachian State	L	69-70
at McCrory Eagles	L	60-69
High Point	W	71-65
at Atlantic Christian	L	60-77
Naval Air Station	L	59-61
Appalachian State	L	78-79
at High Point	W	71-65
at Atlantic Christian	L	60-77
Naval Air Station	L	59-61
Appalachian State	L	78-79
at High Point	W	69-64
at Elon	W	54-59
at Western Carolina	W	87-76
at Western Carolina	W	78-53
Elon	W	76-62
Atlantic Christian	W	84-62
at Catawba	W	69-59
McCrory Eagles	W	87-78
The Citadel	W	87-71
Lenoir-Rhyne (NS)	L	73-85
High Point (D)	W	69-61
Elon College (D)	L	67-75

■ 1952-53

18-5 overall, 14-2 North State
Head Coach: Howard Porter

at Guilford	W	78-68
Lenoir-Rhyne	W	74-65
Catawba	W	89-67
North Carolina	L	66-79
Appalachian State	W	70-63
at Elon	W	76-75
Guilford	W	81-63
at Lenoir-Rhyne	L	64-69
at Western Carolina	L	97-102
at Catawba	W	70-56
at High Point	W	79-68
Atlantic Christian	W	92-59
Western Carolina	W	86-67
at Appalachian State	W	79-67
McCrory Eagles	W	79-65
Elon	W	91-69
High Point	W	100-87
at Atlantic Christian	W	89-76
Guilford College	W	85-57
High Point (D)	W	103-73
Elon (D)	W	72-56
Arkansas Tech (NAIA)	L	81-85

■ 1953-54

23-2 overall, 15-1 North State
North State Conference Champs
Head Coach: Howard Porter

at Belmont Abbey	W	76-67
Guilford	W	92-58
Lenoir-Rhyne	W	87-79
Catawba	W	84-43
Belmont Abbey	W	101-83
Elon	W	85-51
at Lenoir-Rhyne	W	74-64
at Western Carolina	L	65-68
Appalachian State	W	99-74
at Guilford	W	76-52
at Catawba	W	63-54
High Point	W	100-61
at Western Carolina	W	81-67
at Appalachian State	W	99-74
Atlantic Christian	W	65-53
McCrory Eagles	W	92-58
at Elon	W	84-65
at High Point	W	95-68
at Atlantic Christian	W	84-82
Guilford (NS)	W	74-54
Elon (NS)	W	80-65
Atlantic Christian (NS)	W	86-75
Presbyterian (D)	W	80-71
Erskine (D)	W	86-64
Benedictine (NAIA)	L	61-68

■ 1954-55

16-8 overall, 12-4 North State
Head Coach: Howard Porter

at Guilford	W	96-84
Catawba	W	67-46
Lenoir-Rhyne	W	88-86
Erskine	W	82-65
Appalachian State	W	73-66
Presbyterian	W	61-70
at Elon	L	64-76
at High Point	W	80-77
Belmont Abbey	W	94-64
at Lenoir-Rhyne	L	79-98
at Western Carolina	W	80-67
at Belmont Abbey	L	55-64
Guilford	W	103-79
Western Carolina	W	89-64
at Appalachian State	L	84-88
Atlantic Christian	W	82-77
at McCrory Eagles	L	75-88
McCrory Eagles	W	88-85
at Catawba	W	75-53
Elon	W	92-80
High Point	W	83-81
at Atlantic Christian	L	88-92
High Point (NS)	L	71-90
at Atlantic Christian (D)	L	98-107

■ 1955-56

18-9 overall, 13-3 North State
Head Coach: Howard Porter

at Guilford	W	77-67
at Phillips 66 Oilers	L	58-102

Catawba	W	69-68
Lenoir-Rhyne	W	79-60
at Appalachian State	W	77-66
Belmont Abbey	W	87-80
Elon	W	105-69
at High Point	W	80-71
Guilford	W	102-66
at Lenoir-Rhyne	W	70-68
at Western Carolina	L	68-73
McCrory Eagles	W	87-77
Western Carolina	W	79-48
Appalachian State	W	84-55
Atlantic Christian	W	94-77
at McCrory Eagles	L	58-76
at Catawba	W	92-72
at Elon	L	83-86
High Point	W	87-76
at Belmont Abbey	L	74-96
at Atlantic Christian	L	93-112
Georgetown (31)	W	86-72
Pfeiffer (31)	L	74-76
High Point (31)	W	83-53
Catawba (NS)	W	91-70
Elon (NS)	L	64-82
Presbyterian (D)	L	84-106

■ 1956-57

*13-13 overall, 6-10 North State
Head Coach: Howard Porter*

at Guilford	W	73-60
McCrory Eagles	W	64-54
Catawba	W	94-68
at High Point	L	94-111
Lenoir-Rhyne	L	63-82
at Pfeiffer	W	86-80
Belmont Abbey	W	84-61
at Appalachian State	W	77-60
at Elon	L	59-77
Guilford	W	76-69
at Lenoir-Rhyne	L	63-82
at Western Carolina	L	64-66
at Belmont Abbey	W	95-74
Appalachian State	L	68-74
Western Carolina	L	68-74
Atlantic Christian	L	67-76
at McCrory Eagles	W	86-77
at Catawba	W	72-71
Elon	L	52-66
Pfeiffer	W	88-69
High Point	L	91-93
at Atlantic Christian	L	60-78
Stetson (31)	L	70-76
Atlantic Christian (31)	L	68-71
Piedmont (31)	W	112-62
Western Carolina (NS)	L	69-83

■ 1957-58

*15-7 overall, 8-8 North State
Head Coach: Howard Porter*

Pfeiffer	W	107-68
at Guilford	W	91-69
Catawba	W	86-64
at High Point	W	79-66

Lenoir-Rhyne	L	66-68
Newberry	W	96-65
at Appalachian State	W	86-65
at Pfeiffer	W	98-78
Elon	W	79-43
Guilford	W	90-63
at Lenoir-Rhyne	L	64-71
at Western Carolina	L	85-91
Western Carolina	W	62-61
Appalachian State	W	94-58
at Atlantic Christian	W	68-51
at Catawba	L	76-78
at Elon	L	70-85
High Point	W	120-71
Atlantic Christian	W	74-66
Appalachian State (NS)	W	78-77
High Point (NS)	L	72-79
Lenoir-Rhyne (D)	L	79-102

■ 1958-59

*13-9 overall, 11-5 North State
Head Coach: Howard Porter*

at Guilford	W	72-58
Catawba	W	95-66
at High Point	L	76-95
Lenoir-Rhyne	L	60-75
Newberry	W	82-71
at Appalachian State	L	75-86
at Elon	W	70-44
Guilford	W	76-48
at Lenoir-Rhyne	W	87-75
at Western Carolina	L	53-75
at Portsmouth	W	74-69
Western Carolina	W	59-50
Appalachian State	W	94-60
Atlantic Christian	W	76-65
at Catawba	W	88-76
Elon	W	54-47
High Point	W	79-75
at Atlantic Christian	L	59-65
at Camp Lejeune (29)	L	81-86
Western Carolina (29)	L	58-64
Catawba (NS)	L	70-74
Lenoir-Rhyne (D)	L	74-95

■ 1959-60

*14-9 overall, 10-6 North State
Head Coach: Earl Smith*

at Guilford	W	109-102
High Point	L	60-69
Lenoir-Rhyne	L	63-71
Catawba	W	74-59
at Richmond	L	66-80
at Appalachian State	L	65-75
Elon	W	83-64
Guilford	W	103-36
at Lenoir-Rhyne	W	67-60
at Western Carolina	L	73-74
at Pfeiffer	W	85-67
Western Carolina	W	90-52
Appalachian State	W	81-73
at Atlantic Christian	W	70-57
Pfeiffer	W	74-71

at Catawba	W	73-71
at Elon	W	88-55
at High Point	L	68-84
Atlantic Christian	L	67-69
West Virginia Tech (29)	L	93-111
Huntington (29)	W	95-82
Elon (29)	W	95-63
Atlantic Christian (NS)	L	79-87

■ 1960-61

*12-9 overall, 12-6 North State
Head Coach: Earl Smith*

11/25 at Pfeiffer	W	71-67
11/26 at Guilford	W	86-60
12/01 at The Citadel	L	83-99
12/03 Catawba	W	80-63
12/06 High Point	L	58-60
12/09 Lenoir-Rhyne	W	90-67
12/14 at Appalachian	L	73-79
01/07 at Elon	W	78-77
01/09 Guilford	W	93-69
01/14 at Lenoir-Rhyne	L	65-92
01/16 at W. Carolina	W	83-72
01/21 Pfeiffer	W	79-64
01/27 W. Carolina	W	97-82
01/30 Appalachian	W	72-70
02/03 Atlantic Christian	L	61-62
02/08 at Catawba	L	64-81
02/11 Elon	W	105-88
02/15 at High Point	L	68-71
02/18 at Atlantic Christian	W	68-50
02/22 Atlantic Christian (NS)	L	71-72
02/24 Newberry (NAIA)	L	64-65

■ 1961-62

*15-12 overall, 11-6 North State
Head Coach: Earl Smith*

12/01 Catawba	W	71-67
12/02 at The Citadel	L	73-85
12/06 at High Point	L	64-88
12/08 Lenoir-Rhyne	W	80-72
12/09 at Richmond	W	81-70
12/13 at Appalachian	W	74-68
12/15 at William & Mary	L	60-81
12/27 at Camp Lejeune (29)	W	100-75
12/28 Elon (29)	L	61-84
12/29 Bethel (29)	W	60-52
01/05 at Guilford	W	90-76
01/06 Elon	L	67-65
01/13 at Lenoir-Rhyne	L	48-58
01/15 at Western Carolina	W	95-71
01/26 Western Carolina	W	95-71
01/27 at Pfeiffer	W	91-84
01/30 Appalachian State	W	74-71
02/02 at Virginia Tech	L	86-111
02/03 Atlantic Christian	W	61-60
02/07 at Catawba	L	72-85
02/10 at Elon	L	66-78
02/12 Pfeiffer	L	66-70
02/14 High Point	W	81-66
02/17 at Atlantic Christian	W	61-60

02/19	Guilford	W	62-54
02/21	Catawba (CC)	L	76-81
	Belmont Abbey (D)	L	53-57

■ 1962-63

12-10 overall Head Coach: Earl Smith			
12/01	at VMI	W	76-66
12/04	High Point	W	75-56
12/07	Lenoir-Rhyne	L	56-63
12/08	at The Citadel	W	83-66
12/15	Belmont Abbey	W	57-39
12/28	High Point (27)	L	63-67
12/29	Pikeville (27)	W	93-71
12/31	Erksine	L	77-78
01/04	at Elon	W	73-64
01/05	at Davidson	L	61-71
01/12	at Lenoir-Rhyne	L	69-76
01/14	at Erksine	W	70-62
01/15	at Oglethorpe	L	58-63
01/19	at Richmond	W	62-50
01/26	Oglethorpe	L	58-63
02/02	Atlantic Christian	W	79-78
02/09	Elon	L	63-69
02/11	at William & Mary	L	66-81
02/13	at High Point	L	49-77
02/16	at Atlantic Christian	W	70-69
02/18	at Belmont Abbey	W	78-49
02/23	at Virginia Tech	L	73-81

■ 1963-64

9-15 overall Head Coach: Wendell Carr			
12/03	at Richmond	L	67-71
12/04	at High Point	L	48-84
12/06	Lenoir-Rhyne	W	77-66
12/17	Frederick (29)	W	101-78
12/18	Wilmington (29)	W	87-70
12/19	Elon (29)	L	70-71
12/21	Davidson (30)	L	77-105
12/27	Oglethorpe (27)	L	59-66
12/28	Cumberland (27)	W	96-93
01/03	Oglethorpe	W	64-61
01/11	at Elon	L	57-82
01/13	at William & Mary	L	47-64
01/18	at Lenoir-Rhyne	W	62-57
01/20	Atlantic Christian	L	85-89
01/22	at Virginia Tech	L	68-72
01/28	at VMI	L	78-86
02/01	at Oglethorpe	W	64-61
02/03	at The Citadel	L	79-85
02/06	High Point	L	68-72
02/07	Pikeville	W	81-63
02/13	Belmont Abbey	W	77-58
02/15	Elon	L	60-66
02/18	at Davidson	L	45-105
02/22	at Atlantic Christian	L	71-88

■ 1964-65

12-10 overall Head Coach: Wendell Carr			
12/01	High Point	L	59-69

12/04	Lenoir-Rhyne	W	59-58
12/05	at William & Mary	L	62-86
12/07	Arkansas State	W	84-68
12/16	at Atlantic Christian	W	107-96
12/19	Richmond*	W	81-79
12/28	at East Tennessee State	W	75-66
01/01	Chattanooga (27)	L	73-82
01/02	Berea (27)	W	89-69
01/09	Elon	W	67-60
01/15	The Citadel (28)	W	75-69
01/16	at Lenoir-Rhyne	L	63-79
01/23	at Virginia Tech	L	63-89
01/28	at Davidson*	L	68-82
01/30	at William & Mary*	L	58-61
02/04	at High Point	L	70-83
02/06	at Richmond*	L	65-66
02/08	at The Citadel*	W	81-71
02/11	East Tennessee St.	W	81-73
02/13	at Elon	L	66-72
02/17	Frederick	W	101-72
02/20	Atlantic Christian	W	113-96

■ 1965-66

11-15 overall, 5-7 Southern Head Coach: Wendell Carr			
12/01	at High Point	L	60-69
12/03	Lenoir-Rhyne	W	90-74
12/07	East Tennessee St.	W	85-79
12/11	at Davidson*	L	82-90
12/13	at Arkansas State	L	68-70
12/14	at Murray State	L	84-104
12/18	Furman*	L	73-74
12/20	Georgetown (27)	L	84-86
12/21	Chattanooga (27)	W	99-89
12/30	at East Tenn.St.	L	82-94
01/04	The Citadel	W	68-66
01/06	at Frederick	W	73-64
01/10	Richmond*	W	76-72
01/12	at West Virginia*	L	76-98
01/15	at The Citadel	L (ot)	74-82
01/17	VMI*	W	87-85
01/20	at Virginia Tech	L	64-83
01/24	at Lenoir-Rhyne	L	60-62
01/29	at VMI	W	93-80
02/03	High Point	W	46-40
02/05	at William & Mary*	L	51-57
02/07	Atlantic Christian	W	108-75
02/12	G. Washington*	W	98-80
02/15	at G. Washington*	L	80-86
02/17	at Richmond*	L	88-100

SoCon Tournament - Charlotte

02/24	Richmond	L	74-76
-------	----------	---	-------

■ 1966-67

7-17 overall, 4-8 Southern Head Coach: Tom Quinn			
12/01	at West Virginia*	L	55-59
12/03	at Furman*	L	58-68
12/07	East Tenn. State	L	55-56
12/10	at East Tenn. State	L	48-72
12/13	at William & Mary*	L	63-82
12/17	at Connecticut	L	60-89

12/20	at Dayton	L	66-89
01/04	at Atlantic Christian	L	76-86
01/07	VMI*	W	79-72
01/11	Richmond*	W	97-80
01/14	Old Dominion	W	79-73
01/16	The Citadel	W	80-72
01/18	at Virginia Tech	L	62-91
01/24	G. Washington	W	79-73
01/28	at VMI*	L	67-68
01/30	William & Mary*	L	72-84
02/01	High Point	W	71-70
02/08	at The Citadel*	L	91-105
Feb. 11	at G. Washington*	L	78-93
02/13	at Richmond*	L	65-74
02/15	St. Francis	L	55-64
02/18	Virginia Tech	W	43-33
02/25	at Fairfield	L	67-91

SoCon Tournament - Charlotte

03/02	West Virginia	L	53-82
-------	---------------	---	-------

■ 1967-68

9-16, 6-7 Southern Head Coach: Tom Quinn			
12/01	St. Peter's	L	87-102
12/05	Old Dominion	L	90-94
12/08	Furman*	L	89-91
12/09	Atlantic Christian	W	104-79
12/15	at Richmond*	L	83-90
12/16	at St. Francis	L	69-113
12/30	East Tenn. State	W	67-65
01/03	at G. Washington* W (4ot)		71-68
01/06	at Furman*	L	58-59
01/10	at William & Mary*	W	71-70
01/15	at The Citadel*	L	57-59
01/20	at N.C. State	L	67-83
01/22	at East Tenn. State	L	53-61
01/24	G. Washington*	W	98-72
01/27	West Virginia*	L	60-77
01/31	at High Point	L	77-83
02/03	at Florida State	L	100-110
02/07	Richmond*	L	78-102
02/10	William & Mary*	W	99-75
02/15	at VMI	L	64-69
02/17	at Toledo	L	55-72
02/19	The Citadel*	W (ot)	81-76
02/21	Washington & Lee*	W	100-73
02/24	VMI*	W	79-68

SoCon Tournament - Charlotte

02/29	West Virginia	L	71-76
-------	---------------	---	-------

■ 1968-69

17-11 overall, 9-2 Southern Head Coach: Tom Quinn			
11/30	at West Virginia	L	75-82
12/07	Atlantic Christian	W	126-111
12/11	at William & Mary*	W	77-66
12/14	Old Dominion	L	74-75
12/18	at South Carolina	L	61-75
12/21	G. Washington	W	88-83
12/26	Cornell (26)	W	74-67
12/27	Virginia (26)	L	79-88
12/28	Virginia Tech (26)	L (ot)	86-87

12/31	at Furman*	L	68-77
01/04	The Citadel*	W	75-64
01/08	East Tenn. State	W	89-80
01/11	William & Mary*	W	87-61
01/14	at Richmond*	W	75-69
01/18	Marshall	W	85-82
01/20	at VMI*	W	83-75
01/25	at St. Francis	L	70-100
01/30	at St. Peter's	L	76-96
02/03	at East Tenn. State	L	70-95
02/08	St. Francis	W	74-66
02/10	at G. Washington*	L	69-70
02/13	Richmond*	W	98-78
02/15	Fairfield	W	93-77
02/18	at The Citadel	W	97-68
02/22	VMI*	W	78-62
SoCon Tournament - Charlotte			
02/27	William & Mary	W	48-35
02/28	G. Washington	W	84-79
03/01	Davidson	L	76-102

■ 1969-70

16-10 overall, 9-2 Southern
Head Coach: Tom Quinn

12/01	Western Carolina	W	102-57
12/03	Roanoke College	W	79-75
12/06	Atlantic Christian	W	106-97
12/10	South Carolina	L	49-68
12/13	at Richmond*	L	72-90
12/15	at Duke	L	65-80
12/17	at Wake Forest	L	52-53
12/26	Florida A & M (25)	W	71-57
12/27	Tampa (25)	L	78-89
01/01	Georgia Southern	W	88-71
01/03	at G. Washington	W	72-62
01/06	Furman*	W	81-66
01/10	VMI*	W	108-66
01/13	at Davidson*	L	76-91
01/15	at N.C. State	L	81-100
01/21	Belmont Abbey	W	82-68
01/24	at East Tenn. State	L	65-79
01/29	Richmond*	W	115-91
01/31	at VMI*	W	68-49
02/05	Jacksonville	L	94-111
02/07	at William & Mary*	W	98-88
02/09	Old Dominion	W	92-67
02/14	The Citadel*	W	84-71
02/18	William & Mary*	W	96-83
02/21	at The Citadel*	W	83-69

SoCon Tournament - Charlotte

02/26	Richmond	L	73-75
-------	----------	---	-------

■ 1970-71

13-12, 7-4 Southern
Head Coach: Tom Quinn

12/04	G. Washington	L	79-80
12/07	Charleston Southern	W	119-92
12/09	at Davidson*	L	61-77
12/12	East Tennessee State	W	85-63
12/14	Roanoke College	W	100-68
12/16	at St. Francis (Pa.)	L	67-71
12/19	at Old Dominion	L	66-71

01/02	at Marshall	L	79-107
01/05	at Richmond*	W	79-63
01/09	at VMI*	W	71-63
01/13	Old Dominion	L	81-90
01/16	at Furman*	W	68-58
01/19	Davidson*	L	52-60
01/23	at William & Mary*	L	65-74
01/27	St. Francis (Pa.)	L	66-69
01/30	VMI*	W	78-67
02/01	St. Peter's	W	77-74
02/03	Belmont Abbey	W	84-56
02/06	Richmond*	W	82-81
02/08	Southern Miss	W	103-81
02/13	at The Citadel*	L	57-81
02/20	William & Mary*	W	67-56
02/22	at Jacksonville	L	69-127
02/27	The Citadel*	W	81-67

SoCon Tournament - Charlotte

03/04	Richmond	L	67-69
-------	----------	---	-------

■ 1971-72

14-15, 7-5 Southern
Southern Conference Tournament Champions
Head Coach: Tom Quinn

12/01	at West Virginia	L	86-103
12/04	Jacksonville	L	68-77
12/08	Davidson*	W	67-57
12/11	at Duke	L	62-71
12/18	at The Citadel*	L	86-89
12/29	Loyola of La. (24)	L	68-87
12/30	Connecticut (24)	W	74-64
12/31	at Dayton	L	72-86
01/03	at Southern Miss	W	96-86
01/06	Richmond*	L	67-68
01/08	VMI*	W	62-57
01/12	at St. Peter's	L	80-98
01/15	Furman*	W	82-73
01/20	Appalachian State*	W	89-82
01/22	William & Mary*	W	79-71
01/29	at VMI*	W	66-56
02/01	at Davidson*	L	79-92
02/05	at Furman*	L	84-107
02/09	at Richmond*	W	80-74
02/12	The Citadel*	W	91-83
02/14	St. Francis (Pa.)	W	67-56
02/17	Old Dominion	L	79-92
02/19	at William & Mary*	L	64-67
02/22	at G. Washington	L	74-84
02/26	at N.C. State	L	57-92

SoCon Tournament - Greenville, S.C.

03/02	The Citadel	W	80-71
03/03	Davidson	W	81-77
03/04	at Furman	W(ot)	77-75

NCAA Tournament - Princeton, N.J.

03/11	Villanova	L	70-85
-------	-----------	---	-------

■ 1972-73

13-13, 7-7 Southern
Head Coach: Tom Quinn

11/28	Baltimore	W	78-58
12/05	at Davidson*	L	80-100
12/09	Appalachian State*	W	84-69

12/12	at Duke	L	74-108
12/14	at St. Francis (Pa.)	W	76-73
12/16	at The Citadel*	L	54-55
12/28	at La.-Monroe (23)	W	83-75
12/29	Mississippi State (23)	L	64-69
01/04	at Richmond*	L	75-84
01/06	VMI*	W	81-63
01/13	at Furman*	L	60-84
01/17	George Washington	W	59-58
01/20	William & Mary*	W	73-68
01/20	at Jacksonville	L	61-100
01/27	at VMI*	W	71-45
01/31	Davidson*	L	62-73
02/03	Furman*	W	61-57
02/05	St. Peter's	W	83-77
02/07	Richmond*	W	69-64
02/10	at Appalachian State	L	79-88
02/13	at N.C. State	L	70-105
02/17	at William & Mary*	L	69-80
02/20	at Old Dominion	L	53-67
02/24	The Citadel*	W	80-72

SoCon Tournament - Richmond, Va.

03/01	at Richmond	W	92-62
03/02	Furman	L	60-68

■ 1973-74

13-12 overall, 8-6 Southern
Head Coach: Tom Quinn

11/30	UNC Wilmington	W	69-63
12/01	at Duke	L	69-82
12/05	at N.C. State	L	47-79
12/08	Davidson*	W	104-91
12/13	Fairleigh Dickinson	W	77-73
12/15	at The Citadel*	L	63-69
12/29	at Marshall	L	81-92
01/04	at American (22)	L	75-82
01/05	Lehigh (22)	W	60-47
01/09	at Richmond*	L	68-79
01/12	at VMI*	W	59-58
01/14	Appalachian State*	W	53-52
01/19	at William & Mary*	W	70-67
01/23	St. Peter's	W	84-75
01/26	VMI*	W	57-55
01/28	Furman*	L	80-89
01/30	Old Dominion	L	78-80
02/02	at Furman*	L	70-72
02/06	Buffalo State	W	89-61
02/09	William & Mary*	W	93-63
02/11	at Appalachian State*	W	76-68
02/16	at Davidson*	L	82-94
02/20	Richmond*	L	68-76
02/23	The Citadel*	W	78-66

SoCon Tournament - Richmond, Va.

02/27	William & Mary	L (2ot)	67-75
-------	----------------	---------	-------

■ 1974-75

19-9 overall, 11-3 Southern
Head Coach: Dave Patton

11/30	at N.C. State	L	81-98
12/04	at Duke	L	73-79
12/07	at Alabama	L	86-99
12/10	VMI*	W	73-68

12/14	UNC Wilmington	W	84-81
12/17	Georgia State	W	88-79
12/21	Mercer	W	121-82
01/04	The Citadel*	W	111-81
01/08	at St. Peter's	W	95-92
01/10	Baylor (21)	W	73-57
01/11	at Connecticut (21)	L	77-79
01/15	Appalachian State*	W	78-68
01/18	William & Mary*	W	66-62
01/20	at Davidson*	W	110-91
01/22	at Richmond*	W	101-80
01/25	at VMI*	W	82-80
01/28	at Old Dominion	W	71-69
02/01	at Furman*	L	76-86
02/05	at Appalachian State*	L	71-78
02/08	Davidson*	W	101-91
02/10	Furman*	L	70-71
02/15	at William & Mary*W (2ot)		68-66
02/19	Richmond*	W	100-76
02/22	at The Citadel*	W	87-84
02/24	Western Carolina	W	81-76
SoCon Tournament - Greenville, N.C.			
03/01	The Citadel	W	78-66

SoCon Tournament - Greenville, S.C.

03/05	William & Mary	L	66-69
Collegiate Commissioners Tour. - Louisville, Ky.			
03/12	Arizona	L	78-94

1975-76

11-15 overall, 7-7 Southern
Head Coach: Dave Patton

11/29	at Maryland	L	84-127
12/03	at N.C. State	L	81-117
12/06	at VMI*	L	56-73
12/10	at Duke	L	74-93
12/13	Davidson*	W	85-82
12/18	UNC Wilmington	W	64-52
12/20	The Citadel*	W	68-67
12/29	at Rollins (20)	L	73-96
12/30	Marshall (20)	W	70-67
01/02	The Citadel*	W	81-76
01/07	Old Dominion*	L	70-95
01/10	Furman*	W	72-68
01/12	at Richmond*	L	71-88
01/14	at Appalachian State	L	48-50
01/17	at William & Mary	L	58-65
01/21	Richmond*	W	85-75
01/24	VMI*	L	60-74
01/27	at St. Peter's	L	67-83
01/31	at Davidson*	W	88-82
02/03	William & Mary*	L	54-56
02/14	Appalachian State*	W	84-66
02/16	at Furman*	L	76-83
02/17	at Mercer	L	68-86
02/21	Georgia Southern	W	91-85
02/23	Western Carolina	W	75-62
SoCon Tournament - Greenville, S.C.			
02/28	Appalachian State	L	72-79

1976-77

10-18 overall, 3-9 Southern
Head Coach: Dave Patton

11/29	UNC Asheville	W	78-58
12/01	Western Carolina	W	70-62
12/04	VMI*	L	70-78
12/08	at Maryland	L	69-80
12/11	UNC Wilmington	W	56-54
12/16	Georgia Southern	W	89-78
12/18	The Citadel*	L	62-70
12/29	Duke (19)	L	65-88
12/30	at N.C. State (19)	L	69-92
01/04	New Hampshire	W	76-65
01/08	at Richmond*	L	62-72
01/11	at Davidson*	W	51-49
01/15	Appalachian State*	W	66-54
01/18	at William & Mary*	L	54-79
01/22	at VMI*	L	58-67
01/24	at Furman*	L	89-100
01/26	Old Dominion	L	74-86
01/29	Davidson*	W	76-56
02/05	at Western Carolina	L	53-66
02/07	at Old Dominion	L	78-87
02/10	William & Mary*	L	66-70
02/12	at Appalachian State*	L	60-63
02/14	at Georgia Southern	L	57-64
02/16	Furman*	L	66-74
02/19	at The Citadel*	L	72-75
02/23	Mercer	W	76-70

SoCon Tournament - Williamsburg, Va.

02/26	at William & Mary	W	79-76
-------	-------------------	---	-------

SoCon Tournament - Roanoke, Va.

02/27	VMI	L	77-88
-------	-----	---	-------

1977-78

9-17 overall
Head Coach: Larry Gillman

11/26	at Indiana	L	59-75
12/01	UNC Wilmington	L	66-92
12/05	Alderson-Broadbudd	W	102-95
12/07	at Maryland	L	106-130
12/09	LaSalle (18)	L (ot)	95-96
12/10	Boston College (18)	L	75-86
12/17	at N.C. State	L	80-106
01/04	at South Carolina	L	72-90
01/07	at William & Mary	W	58-56
01/10	St. Peter's	W	90-77
01/17	William & Mary	L	76-77
01/19	Iona	L	74-96
01/21	UNC Asheville	L	92-101
01/23	at Chattanooga	L	101-110
01/25	at Georgia Southern	W	86-85
01/28	at Duke	L	82-102
01/31	Old Dominion	L	81-112
02/04	Richmond	L	80-82
02/06	Chattanooga	W	73-72
02/09	at UNC Wilmington	W	90-85
02/11	USC Aiken	W	87-80
02/14	at Old Dominion	W	78-72
02/20	Georgia Southern	L	83-88
02/22	at Richmond	W	71-53

02/25	at Mercer	L	75-92
03/01	at Virginia Tech	L	77-95

1978-79

12-15 overall
Head Coach: Larry Gillman

11/25	UNC Asheville	W	89-73
11/27	St. Leo's	W	91-78
12/02	at William & Mary	L	54-60
12/05	at Tennessee	L	71-89
12/08	Indiana State (16)	L	79-102
12/09	Stetson (16)	L	82-107
12/12	Lynchburg	W	75-68
12/16	at Maryland	L	71-82
12/29	Manhattan (17)	W	74-71
12/30	at Connecticut (17)	L	68-80
01/02	at Iona	W	76-75
01/10	South Carolina	W	56-55
01/13	VCU	L (ot)	83-85
01/15	at Chattanooga	L	67-91
01/18	Detroit	L	69-81
01/23	at N.C. State	L	88-104
01/25	UNC Wilmington	W	92-79
01/27	at Georgia Tech	W(ot)	66-64
01/30	William & Mary	W (2ot)	61-59
02/03	Old Dominion	L (2ot)	85-90
02/07	at VCU	L (ot)	84-86
02/10	USC Aiken	W	103-72
02/13	at UNC Wilmington	W	78-70
02/15	Chattanooga	L (ot)	77-78
02/17	Georgia Tech	L	68-82
02/19	at Old Dominion	W	99-84
02/26	at Notre Dame	L	72-89

1979-80

16-11 overall
Head Coach: Dave Odom

11/30	VCU (14)	L	71-72
12/01	West Virginia Tech (14)	W	92-79
12/04	Lynchburg	W	65-64
12/05	Maine	W (ot)	67-65
12/08	at Duke	L	73-92
12/10	USC Aiken	W	96-64
12/15	James Madison	W	61-58
12/18	Old Dominion	L	65-70
12/21	Northern Arizona (15)	L	60-64
12/22	Kent State (15)	W	(forfeit)
01/02	at N.C. State	L	68-83
01/05	UNC Asheville	W	52-51
01/07	at Oral Roberts	L	82-83
01/10	at Charleston Southern	W	99-77
01/12	Atlantic Christian	W	72-63
01/14	at James Madison	L	52-63
01/21	Charleston Southern	W	66-54
01/26	UNC Wilmington	W	66-54
02/02	at Detroit	L	65-69
02/07	at South Carolina	W	86-84
02/09	Illinois State	W (ot)	70-67
02/11	Delaware State	W	89-79
02/13	at Maryland	L	72-85
02/16	at UNC Wilmington	L	62-71
02/20	at Old Dominion	L	75-89

02/27	Campbell	W	53-52
03/01	Wisc.-Milwaukee	W (ot)	96-86

■ 1980-81

12-14 overall

Head Coach: Dave Odom

11/29	at Ohio University	W	70-65
12/03	at Maine	L	81-112
12/06	Texas Wesleyan	W	90-83
12/08	Berry	W	75-58
12/13	at Penn State	L	59-71
12/19	Detroit (12)	L	63-72
12/20	Brown (12)	L	71-80
12/29	Iowa State (13)	L	73-80
12/30	Brown (13)	L	59-69
01/03	Campbell	W	75-65
01/06	at UNC Wilmington	W	72-64
01/08	UNC Asheville	W (ot)	70-69
01/10	Texas-Pan American	L	67-82
01/12	Richmond	L	63-80
01/14	Atlantic Christian	W	81-58
01/20	at Charlotte	W (ot)	65-64
01/24	at N.C. State	L	52-77
01/26	Charleston Southern	W (ot)	65-59
01/28	at Old Dominion	L	67-76
02/02	Samford	W	75-50
02/04	Campbell (11)	W	81-59
02/09	at Pan American	L	75-86
02/12	Delaware State	L	63-68
02/16	UNC Wilmington	L	55-57
02/21	at Richmond	W	67-65
02/28	at Illinois State	L	41-64

■ 1981-82

10-17 overall, 2-8 ECAC South

Head Coach: Dave Odom

11/28	Ohio University	W	72-54
12/04	at Missouri (9)	L	55-87
12/05	Canisius (9)	L	66-73
12/07	Campbell	W	66-61
12/18	Long Island (10)	L	72-82
12/19	Manhattan (10)	L	54-60
12/22	at Duke	L	57-70
12/30	at George Mason*	W	66-64
01/04	at Charleston Southern	W	70-56
01/06	William & Mary*	W	61-58
01/09	at James Madison*	L	50-72
01/11	Western Illinois	W	85-69
01/14	UNC Wilmington	L	49-58
01/20	Campbell (11)	L	60-62
01/23	at N.C. State	L	53-63
01/27	Charlotte	W	71-68
01/30	Richmond*	L	71-81
02/04	Charleston Southern	W	88-62
02/10	Old Dominion	L	73-80
02/13	at UNC Wilmington	W	68-66
02/15	Eastern Illinois	W	78-54
02/17	James Madison*	L	43-61
02/20	at Navy*	L	76-88
02/22	George Mason*	L	57-70
02/24	at Richmond*	L	63-89
02/27	at William & Mary*	L	61-80

ECAC-South Tournament - Norfolk, Va.

03/04	Richmond	L	42-49
-------	----------	---	-------

■ 1982-83

16-13, 3-7 ECAC-South

Head Coach: Charlie Harrison

11/27	at Duke	L	65-70
12/01	Christopher Newport	W	96-62
12/04	at Samford	W	87-81
12/08	at N.C. State	L	49-57
12/17	at SW Louisiana (8)	L	55-83
12/18	Grambling (8)	W	64-61
12/28	New Hampshire	W	72-64
12/30	at George Mason*	L	68-69
01/04	at Virginia Tech	L	72-84
01/08	James Madison*	W	43-41
01/10	Campbell (2)	W	67-54
01/12	William & Mary*	L	51-72
01/15	at Richmond*	L	56-68
01/17	Charleston Southern	L	56-64
01/19	South Carolina	W	58-48
01/22	Campbell	W	73-55
01/24	at UNC Wilmington	W (ot)	50-47
01/29	at Navy*	L	58-60
01/31	at Charlotte	W	66-64
02/05	George Mason*	L (ot)	58-59
02/09	at William & Mary*	L	54-70
02/12	at Charleston Southern	W	73-59
02/16	Richmond*	W	79-75
02/19	Navy*	W	68-67
02/23	at James Madison*	L	56-76
02/26	UNC Wilmington	W	70-60
03/03	Penn State-Behrend	W	76-60

ECAC-South Tournament - Richmond, Va.

03/10	George Mason	W	68-65
03/11	William & Mary	L	45-48

■ 1983-84

4-24, 1-9 ECAC South

Head Coach: Charlie Harrison

11/26	Campbell	W	75-66
11/30	Christopher Newport	W	59-43
12/03	at VCU	L	44-75
12/10	at Duke	L	64-80
12/17	Drexel	L	51-53
12/20	at Bradley (7)	L	41-66
12/21	North Texas State (7)	L	58-62
12/28	at Boston University	L	47-58
01/02	Charlotte	L	57-67
01/07	at Northeastern	L	61-69
01/09	at George Mason*	L	66-83
01/14	at William & Mary*	L	48-64
01/19	Francis Marion	L	49-50
01/21	Richmond*	L	55-61
01/25	UNC Wilmington	W	44-43
01/28	at James Madison*	L	57-71
01/30	at Navy*	L	61-79
02/04	George Mason*	W	70-68
02/06	at Eastern Illinois	L	58-78
02/08	at Western Illinois	L	62-65
02/11	William & Mary*	L	52-67
02/14	Howard	L	57-71

02/18	at Richmond*	L	50-60
02/20	Navy*	L	56-66
02/25	at UNC Wilmington	L	47-70
02/29	at Campbell (2)	L	63-73
03/03	James Madison*	L	54-61

ECAC-South Tournament - Harrisonburg, Va.

03/08	William & Mary	L	32-47
-------	----------------	---	-------

■ 1984-85

7-21, 1-13 ECAC-South

Head Coach: Charlie Harrison

11/27	Central Conn. State	W	58-53
11/29	VCU	L	61-72
12/04	at Drexel	L	73-80
12/08	Christopher Newport	W	104-47
12/13	at Campbell	W	58-56
12/19	at Wake Forest	L	57-83
12/28	at Tulsa (6)	L	63-86
12/29	North Texas State (6)	W	70-65
01/03	Boston University	W	75-62
01/07	George Mason*	L	69-81
01/09	at Duke	L	63-87
01/12	William & Mary*	L	53-67
01/19	at Richmond*	L	50-63
01/21	at Howard	L	46-48
01/26	Navy*	L	67-68
01/28	James Madison*	L	65-74
02/02	at George Mason*	L	59-86
02/07	at UNC Wilmington*	L	53-67
02/09	at William & Mary*	L	71-80
02/11	American*	L	62-79
02/13	Winthrop	W	74-66
02/16	Richmond*	L	60-63
02/18	at Navy*	L	66-76
02/21	at American*	L	79-88
02/23	UNC Wilmington	W	78-61
02/27	Campbell	L	58-60
03/02	at James Madison*	L	61-77

ECAC-South Tournament - Williamsburg, Va.

03/07	Navy	L	73-94
-------	------	---	-------

■ 1985-86

12-16 overall, 6-8 CAA

Head Coach: Charlie Harrison

11/25	Campbell	W	69-62
12/02	at Duke	L	66-98
12/04	Edinboro	W	63-58
12/11	Longwood	W	68-60
12/14	Winthrop	W	77-69
12/20	at Kentucky (4)	L	52-86
12/21	Southern Methodist (4)	L	62-71
12/27	Cornell (5)	L (ot)	53-54
12/28	Bucknell (5)	L (ot)	61-68
01/04	American*	W	70-62
01/06	Navy*	L	62-67
01/08	at Campbell	W	58-47
01/11	at Richmond*	L	52-60
01/13	at William & Mary*	W	54-52
01/18	at UNC Wilmington*	L	54-68
01/20	at Penn State	L	57-85
01/25	George Mason*	W	75-67
01/27	James Madison*	W	51-48

02/01	at American*	W	65-63
02/03	at Navy*	L	56-71
02/05	at Wake Forest	L	60-65
02/08	Richmond*	L	52-71
02/10	William & Mary*	W	52-47
02/15	UNC Wilmington*	L	67-75
02/19	Central Conn. State	W	97-68
02/22	at George Mason*	L	69-70
02/24	at James Madison*	L	73-86

CAA Tournament - Wilmington, N.C.

03/01	at UNC Wilmington	L	54-75
-------	-------------------	---	-------

■ 1986-87

12-16, 4-10 CAA
Head Coach: *Charlie Harrison*

11/29	Edinboro	W	109-78
12/01	at South Carolina	W	67-57
12/03	at Duke	L	65-103
12/06	Campbell	W	76-60
12/08	Northeastern	W	74-70
12/12	Southern Illinois (3)	W	89-71
12/13	at Indiana (3)	L	68-96
12/17	at Campbell	W (ot)	88-77
12/30	Penn State	L	67-69
01/03	at American*	L	70-62
01/05	at Navy*	L	66-91
01/07	Longwood	W	88-56
01/10	Richmond*	W	78-70
01/12	William & Mary*	W	56-52
01/17	UNC Wilmington*	L	70-85
01/20	at Central Conn. State	L	64-81
01/24	at George Mason*	L	74-79
01/28	at VCU	W	57-56
01/31	American*	W	71-56
02/02	Navy*	L	60-76
02/07	at William & Mary*	L	65-69
02/09	at Richmond*	L	60-62
02/14	at UNC Wilmington*	L	51-61
02/16	at Winthrop	L	52-66
02/21	George Mason*	L	60-67
02/23	James Madison*	W	74-68

CAA Tournament - Hampton, Va.

02/28	UNC Wilmington	L	58-59
-------	----------------	---	-------

■ 1987-88

8-20, 3-11 CAA
Head Coach: *Mike Steele*

11/28	Longwood	W	65-57
11/30	at Duke	L	45-94
12/08	Campbell	W	61-54
12/10	at Maryland	L	59-75
12/12	VCU	L	70-75
12/19	at Radford	L	75-77
12/28	at Vanderbilt (1)	L	63-99
12/29	Miami, Ohio (1)	W	86-63
01/02	Winthrop	W	52-45
01/04	at UMBC.	L	73-84
01/09	at George Mason*	L	63-77
01/11	at James Madison*	W	68-65
01/13	South Carolina	L	51-78
01/16	Navy*	W (ot)	61-49
01/19	American*	L (ot)	69-75

01/23	at Richmond*	L	79-84
01/27	William & Mary*	L	63-70
01/30	at UNC Wilmington*	L	69-71
02/01	Campbell (2)	L	50-77
02/06	George Mason*	L	64-67
02/08	James Madison*	W	70-66
02/13	at Navy*	L (ot)	88-90
02/15	at American*	L	69-76
02/20	Richmond*	L	64-68
02/22	Atlantic Christian	W	77-57
02/24	at William & Mary*	L	62-88
02/27	UNC Wilmington*	L	60-65

CAA Tournament - Hampton, Va.

03/05	Richmond	L	41-67
-------	----------	---	-------

■ 1988-89

15-14, 6-8 CAA
Head Coach: *Mike Steele*

11/26	NC Wesleyan	W	91-65
11/28	UNC Greensboro	W	68-49
11/30	at Duke	L	46-95
12/03	Campbell	W	86-72
12/07	at South Carolina	L	67-75
12/10	Radford	L	75-88
12/15	at Winthrop	W	75-67
12/20	at Mississippi State	L	79-88
12/27	UMBC	W	97-78
12/30	TCU	W	80-74
01/04	at Georgia Tech	L	69-72
01/07	at William & Mary*	W	75-59
01/11	at Richmond*	L	56-83
01/14	James Madison*	W	62-57
01/16	George Mason*	L	74-86
01/21	at American*	L	68-82
01/23	at Navy*	W	70-63
01/28	at UNC Wilmington*	L	66-81
02/01	William & Mary*	W	73-68
02/04	Richmond*	L	54-56
02/08	at George Mason*	L	65-83
02/11	at James Madison*	L	61-74
02/16	Campbell (2)	W	65-60
02/18	American*	W	66-60
02/20	Navy*	W	67-58
02/22	Liberty	W	69-60
02/26	UNC Wilmington*	L	58-65

CAA Tournament - Hampton, Va.

03/04	American	W	76-58
03/05	George Mason	L	58-65

■ 1989-90

13-18, 6-8 CAA
Head Coach: *Mike Steele*

11/25	Appalachian State	L	59-69
11/27	NC Wesleyan	L	69-70
11/29	at UNC Greensboro	W	60-57
12/04	Francis Marion	W	60-46
12/07	at Liberty	W	50-47
12/10	at Radford	W	64-52
12/14	Campbell	W	72-62
12/19	Mississippi State	L	63-72
12/22	East Tennessee State (33)	L	80-86
12/23	George Mason (33)	L	63-79

12/24	Cornell (33)	W	81-59
12/27	at New Mexico	L	51-88
12/30	at TCU	L	55-77
01/06	Navy*	W	75-55
01/08	George Mason*	W	56-63
01/13	at American*	L	50-60
01/15	at James Madison* L (2ot)		63-67
01/20	William & Mary*	W	72-64
01/24	at Richmond*	L	54-71
01/27	UNC Wilmington*	W	72-56
01/29	UMBC	W	71-49
02/03	at Navy*	W	85-69
02/05	at George Mason*	L	56-76
02/08	Campbell (2)	L	50-59
02/10	American*	W	59-54
02/12	James Madison*	L	55-60
02/14	at Duke	L	51-84
02/17	at William & Mary*	L	71-74
02/21	Richmond*	W (ot)	81-78
02/24	at UNC Wilmington*	L	57-68

CAA Tournament - Richmond, Va.

03/03	George Mason	L	62-66
-------	--------------	---	-------

■ 1990-91

12-16 overall, 4-10 CAA
Head Coach: *Mike Steele*

11/24	NC Wesleyan	W	108-68
11/26	at Duke	L	82-125
11/30	at Purdue (34)	L	49-78
12/01	Loyola (Chicago) (34)	W	79-58
12/08	at Appalachian State	L	79-88
12/15	Campbell	W	86-55
12/17	College of Charleston	W	65-51
12/22	Radford	W	83-74
12/29	at Old Dominion	L (2ot)	78-79
01/02	Georgia Southern	W	60-59
01/05	at Navy*	W	97-81
01/07	at American*	L	83-92
01/12	James Madison*	L	68-72
01/14	George Mason*	L	72-74
01/19	at William & Mary*	L	62-74
01/23	Richmond*	L	64-71
01/26	at UNC Wilmington*	W	67-51
01/30	Liberty	W	64-49
02/02	American*	L	60-63
02/04	Navy*	W	75-66
02/06	at Georgia Southern	L	68-80
02/09	at James Madison*	L	65-88
02/11	at George Mason*	L	58-78
02/14	Campbell (2)	W	55-52
02/16	William & Mary*	L	55-64
02/20	at Richmond*	L	50-65
02/23	UNC Wilmington*	W	63-56

CAA Tournament - Richmond, Va.

03/02	Richmond	L	62-86
-------	----------	---	-------

■ 1991-92

10-18 overall, 4-10 CAA
Head Coach: *Eddie Payne*

11/25	at Duke	L	75-103
11/30	Appalachian State	W (ot)	79-76
12/02	Longwood	W	100-61

12/04	NC Wesleyan	W	84-71
12/06	at Cincinnati	L	69-105
12/18	at Tennessee	L	58-93
12/20	Carson-Newman	W	84-57
01/02	Campbell	W	105-67
01/06	at Dayton	L	49-61
01/11	Richmond*	L	62-65
01/13	James Madison*	L (ot)	77-81
01/15	at Campbell (2)	L	72-80
01/18	at American*	L	79-80
01/20	at George Mason*	L (ot)	78-81
01/23	at Virginia Tech	L	44-57
01/25	Old Dominion*	L	72-80
01/29	at William & Mary*	W	66-59
02/01	UNC Wilmington*	W	80-65
02/03	at College of Charleston	L	68-72
02/08	at Richmond*	L	64-89
02/10	at James Madison*	L	48-86
02/15	American*	L	66-69
02/17	George Mason*	W	74-68
02/22	at Old Dominion*	L	83-89
02/26	William & Mary*	W	79-75
02/29	at UNC Wilmington*	L	66-81
03/02	Virginia Tech	W (ot)	78-76

CAA Tournament - Richmond, Va.

03/07	American	L	69-76
-------	----------	---	-------

■ 1992-93

13-17, 4-10 CAA
CAA Tournament Champions
Head Coach: Eddie Payne

12/01	St. Andrews	W	65-48
12/08	Charlotte	L	59-62
12/12	Tennessee Tech	W	109-94
12/18	Southeastern La. (35)	W	72-65
12/19	at Toledo (35)	W (ot)	72-61
12/22	at Colorado State	L	66-78
12/30	at Tennessee Tech	L	77-95
01/02	at Virginia Tech	L (ot)	67-76
01/04	at Appalachian State	L	74-76
01/09	at James Madison*	L	82-98
01/11	at Richmond*	L	65-74
01/16	American*	L	64-89
01/18	George Mason*	W	68-64
01/21	Florida Atlantic	W	74-60
01/25	at Old Dominion*	L	60-80
01/27	William & Mary*	L	65-81
01/30	at UNC Wilmington*L (2ot)	72-77	
02/01	at Alabama	L	54-59
02/06	James Madison*	W	58-57
02/08	Richmond*	L	63-72
02/13	at George Mason*	W	81-51
02/15	at American*	L	57-67
02/18	Virginia Tech	W	66-49
02/20	Old Dominion*	L	60-73
02/24	at William & Mary*	W	74-53
02/27	UNC Wilmington*	L	66-79

CAA Tournament - Richmond, Va.

03/06	Old Dominion	W	73-67
03/07	UNC Wilmington	W	55-50
03/08	James Madison	W	54-49

NCAA Tournament - Winston-Salem, N.C.

03/18	North Carolina	L	65-85
-------	----------------	---	-------

■ 1993-94

15-12, 7-7 CAA
Head Coach: Eddie Payne

11/29	at Charlotte	L	62-85
12/03	Columbia (36)	W	78-51
12/04	at Mount St. Mary's (36)	L	70-75
12/06	Campbell	W	73-55
12/16	Furman	W	92-61
12/18	at Campbell	W (ot)	75-72
12/22	Appalachian State	W	79-58
12/30	Eastern Michigan (37)	W	76-69
12/31	at Wis.-Green Bay (37)	L	43-60
01/03	Western Carolina	W	82-67
01/08	American*	W	77-65
01/10	George Mason*	W	86-72
01/15	at Old Dominion*	L	62-79
01/17	Fairfield	W	77-65
01/19	at William & Mary*	L	82-86
01/22	at Richmond*	L	72-80
01/26	James Madison*	L	68-70
01/29	UNC Wilmington*	W	64-61
02/02	at Furman	L	80-85
02/05	at George Mason*	W	83-75
02/07	at American*	W	73-62
02/12	Old Dominion*	L	72-75
02/14	William & Mary*	W	80-63
02/19	at James Madison*	L	74-79
02/23	Richmond*	W (ot)	81-77
02/26	at UNC Wilmington*	L	76-85

CAA Tournament - Richmond, Va.

03/05	Richmond	L	55-58
-------	----------	---	-------

■ 1994-95

18-11 overall, 7-7 CAA
Head Coach: Eddie Payne

11/26	Angelo State (38)	W	89-54
11/28	at Appalachian State	W	80-78
12/03	at Georgia Tech	L	74-100
12/06	at Campbell (2)	L	56-74
12/10	at Western Carolina	W	78-69
12/19	Eastern Illinois (39)	W	69-63
12/20	Northern Arizona (39)	W	78-56
12/30	at East Tennessee State	W	77-68
01/04	at SW Missouri State	L	38-51
01/06	East Tennessee State	W	80-76
01/09	at William & Mary*	L	73-80
01/11	Illinois State	W	64-57
01/14	James Madison*	L (ot)	69-71
01/16	Campbell	W	94-70
01/18	Richmond*	W	69-67
01/21	at George Mason*	W	84-70
01/23	at American*	W	81-72
01/26	Coastal Carolina	W	85-62
01/28	at UNC Wilmington*	L	57-65
01/31	at Old Dominion*	L	66-69
02/04	American*	L	65-79
02/06	George Mason*	W	84-82
02/11	at Richmond*	W	59-58
02/15	at James Madison*	L	87-92

02/18	William & Mary*	W	85-53
02/20	Old Dominion*	L	73-81
02/22	Charlotte	W	89-77
02/25	UNC Wilmington*	W	62-46

CAA Tournament - Richmond, Va.

03/04	American	L	67-75
-------	----------	---	-------

■ 1995-96

17-11 overall, 8-8 CAA
Head Coach: Joe Dooley

11/25	Elon	W	89-74
12/02	at Charlotte	L	65-80
12/04	at Wofford	W	68-58
12/09	at Coastal Carolina	W	74-62
12/18	Campbell	W	62-57
12/20	Colorado State	W (ot)	80-72
12/23	Missouri State	W (ot)	62-59
12/30	at Illinois State	L	52-64
01/04	at James Madison*	W	62-56
01/06	at George Mason*	L	76-80
01/09	Appalachian State	W	63-39
01/13	VCU*	W	73-72
01/16	at American*	L	75-85
01/20	Old Dominion*	W	72-67
01/24	Richmond*	W	81-65
01/27	UNC Wilmington	W	45-44
01/29	at William & Mary*	W	71-65
01/31	at Richmond*	W	66-58
02/03	American*	L	73-89
02/05	George Mason*	L	78-92
02/10	at VCU*	L	71-80
02/14	William & Mary*	W	88-78
02/19	Wofford	W	79-60
02/21	James Madison*	L	70-72
02/24	at UNC Wilmington*	L	45-67
02/26	at Old Dominion*	L	57-81

CAA Tournament - Richmond, Va.

03/02	American	W	76-60
03/03	at VCU	L	60-75

■ 1996-97

17-10 overall, 9-7 CAA
Head Coach: Joe Dooley

11/23	at Fairfield	W	81-64
11/26	at Appalachian State	W	57-48
11/30	Boston University (40)	L	66-68
12/02	at Campbell	W	83-60
12/04	Jacksonville State	W	64-49
12/14	Louisiana	W	65-56
12/17	at Georgia	L	60-73
12/19	Saint Joseph's	W	68-64
12/28	Armstrong State	W	77-54
01/02	William & Mary*	W	77-58
01/04	American*	W	66-60
01/06	George Mason*	W	80-74
01/11	at Old Dominion*	L	70-79
01/15	at VCU*	W	65-61
01/18	Richmond*	W	69-64
01/21	James Madison*	L	55-59
01/25	at UNC Wilmington*	L	51-57
01/29	Old Dominion*	W	78-63
02/01	at George Mason*	W	85-81



Johnathan Kerner helped Coach Joe Dooley's first Pirate squad win 17 games during the 1995-96 season.

02/03	at American*	L	61-63
02/10	at Jacksonville State	W	82-54
02/12	VCU*	L (ot)	66-73
02/15	at James Madison*	L	60-63
02/17	at Richmond*	L	70-78
02/22	UNC Wilmington*	W	57-53
02/24	at William & Mary*	W	59-58

CAA Tournament - Richmond, Va.

03/01	James Madison	L (2ot)	67-69
-------	---------------	---------	-------

1997-98

10-17 overall, 5-11 CAA

Head Coach: Joe Dooley

11/15	at West Virginia	L	66-87
11/18	at Saint Louis	L	58-70
11/22	at UNC Asheville	L	61-69
11/25	at Saint Joseph's	W	81-78
11/29	Ferrum	W	85-46
12/06	Campbell	W	74-62
12/08	at Louisiana	W	67-64
12/13	Georgia	L	54-55
12/20	UNC Asheville	L	57-61
01/03	at George Mason*	L	51-66
01/05	at American*	L	63-76
01/07	at James Madison*	W	90-60
01/10	William & Mary*	L	63-72

01/14	Liberty	W	74-63
01/17	Richmond*	W	77-67
01/22	at VCU*	L	54-60
01/24	UNC Wilmington*	L	52-63
01/28	Old Dominion*	W	85-71
02/02	George Mason*	L (ot)	73-79
02/04	at Richmond*	L	64-79
02/07	VCU*	W	83-79
02/09	American*	W	72-62
02/14	at Old Dominion*	L	61-66
02/16	James Madison*	L	51-57
02/18	at William & Mary*	L	69-74
02/21	at UNC Wilmington*	L	74-84

CAA Tournament - Richmond, Va.

02/25	at VCU*	L	62-65
-------	---------	---	-------

1998-99

13-14 overall, 7-9 CAA

Head Coach: Joe Dooley

11/14	at Jacksonville State	L	53-61
11/21	vs. Campbell	W	77-49
11/24	Louisiana	W	75-69
11/28	at Liberty	W	80-56
11/30	Appalachian State	L	67-68
12/05	American*	W	64-58
12/08	at Green Bay	L	36-63

12/12	Evansville	W	82-79
12/19	at South Carolina	W	56-34
12/22	at Georgia	L	65-82
12/28	Francis Marion	W	75-65
01/02	at Richmond*	L	60-83
01/06	VCU*	W	71-66
01/09	at James Madison*	L (ot)	57-73
01/13	Old Dominion*	L	51-54
01/16	at William & Mary*	L	66-69
01/18	George Mason*	W	60-58
01/23	at UNC Wilmington*	L	59-70
01/30	William & Mary*	W	61-56
02/01	at Old Dominion*	W	67-62
02/03	James Madison*	L	61-64
02/10	at VCU*	L	66-69
02/13	at American*	W	59-53
02/17	Richmond*	W	64-48
02/20	UNC Wilmington*	L	45-59

CAA Tournament - Richmond, Va.

02/26	Old Dominion	L (2ot)	62-65
-------	--------------	---------	-------

1999-2000

10-18 overall, 5-11 CAA

Head Coach: Bill Herrion

11/19	at Robert Morris	L	53-58
11/23	Green Bay	W	68-54
11/27	at La.-Lafayette	L	64-70
12/01	Old Dominion*	W	59-57
12/04	at James Madison*	L	57-60
12/08	at Appalachian State	L	73-82
12/11	at Evansville	L	63-68
12/18	Jacksonville State	L	53-69
12/20	West Virginia	L	76-87
12/28	Presbyterian	W	86-52
12/31	at Fairfield	W (ot)	92-89
01/04	Mount St. Mary's	W	72-49
01/06	at Belmont	W	66-54
01/08	William & Mary*	W	83-62
01/12	Richmond*	L	55-59
01/15	at American*	L	64-72
01/17	at George Mason*	L	66-75
01/22	UNC Wilmington*	W	65-57
01/26	at VCU*	L	56-67
01/31	American*	W	62-59
02/05	James Madison*	L	55-62
02/09	at William & Mary*	L	55-65
02/12	at Richmond*	L	54-75
02/16	at Old Dominion*	W	62-60
02/19	VCU*	L	65-73
02/21	George Mason*	L	65-72
02/26	at UNC Wilmington*	L	55-70

CAA Tournament - Richmond, Va.

03/03	vs. American	L	54-74
-------	--------------	---	-------

2000-01

14-14 overall, 6-10 CAA

Head Coach: Bill Herrion

11/17	vs. Arkansas State (41)	W	86-72
11/18	at Marist (41)	W	81-73
11/22	Robert Morris	W	72-61
11/25	at Saint Louis	L	54-90
11/29	Belmont	W	100-88

12/02	vs. Radford (42)	L	56-63
12/06	at James Madison*	L	79-72
12/16	Appalachian State	W	79-62
12/18	at Mount St. Mary's	W	73-66
12/21	Presbyterian	W	65-61
12/28	UNC Greensboro	W	104-92
12/30	at UCF	L	81-88
01/03	William & Mary*	W	82-64
01/06	at VCU*	L (ot)	81-84
01/09	Richmond*	W	58-50
01/13	at UNC Wilmington*	L	66-73
01/17	Old Dominion*	W (ot)	68-63
01/20	at American*	W (ot)	74-64
01/22	at George Mason*	L	62-104
01/27	VCU*	W (ot)	87-84
01/30	at Old Dominion*	L	63-65
02/03	George Mason*	L	74-77
02/05	James Madison*	L	51-69
02/10	American*	W	55-53
02/14	at Richmond*	L	71-82
02/17	UNC Wilmington*	L	69-78
02/19	at Birm. Southern	L (2ot)	74-76
02/24	at William & Mary*	L	60-63

2001-02

12-16, 5-11 Conference USA
Head Coach: Bill Herrion

11/14	Rutgers (43)	W	79-74
11/15	Northwestern (43)	W	71-68
11/16	at N.C. State (43)	L	47-71
11/19	at Appalachian State	L	87-93
11/24	UCF	L	72-82
11/29	at Virginia Tech	L	62-90
12/05	at UNC Greensboro	L	54-56
12/08	Old Dominion	L	52-53
12/15	USC Spartanburg	W	64-52
12/20	Middle Tennessee State	W	81-71
12/22	Radford	W (2ot)	90-86
01/02	Lees-McRae	W	85-44
01/05	Cincinnati*	L	62-72
01/08	at UAB*	L	54-63
01/12	Charlotte*	L	75-84
01/16	Louisville*	W	87-77
01/19	at Saint Louis*	L	72-85
01/23	DePaul	L	58-80
01/26	at Charlotte*	L	52-87
01/29	at Cincinnati*	L	48-75
02/02	Saint Louis*	W	69-63
02/06	at Marquette*	L	58-70
02/09	at DePaul*	L	51-62
02/12	Southern Miss*	W	61-58
02/16	Birmingham Southern	W	73-61
02/19	at Louisville*	L	42-75
02/23	Houston*	W	63-46
02/26	Marquette*	W	51-46
03/02	at TCU*	L	63-66

C-USA Tournament - Cincinnati, Ohio

03/06	Houston	L	49-58
-------	---------	---	-------

2002-03

12-15 overall, 3-13 Conference USA
Head Coach: Bill Herrion

11/22	at Middle Tennessee State	W	65-63
11/24	Mississippi	W	65-58
11/30	William & Mary	W	66-51
12/03	at Radford	W	89-42
12/07	at Old Dominion	W	75-67
12/09	Virginia Tech	W	76-60
12/14	Mount Olive	W	90-62
12/19	George Mason	L	56-66
12/21	Campbell (2)	W	86-61
12/23	at Coastal Carolina	L	71-90
12/30	Marquette*	W	73-70
01/03	UNC Pembroke	W	93-47
01/11	at Charlotte*	L	62-83
01/16	Louisville**	L	70-87
01/19	at DePaul*	L	42-55
01/22	Cincinnati*	L	53-59
01/25	USF*	W (2ot)	68-62
01/29	at Marquette*	L	48-80
02/01	at Tulane*	L	56-67
02/03	at Memphis*	L	49-73
02/08	Southern Miss*	W	60-57
02/15	at Saint Louis*	L	42-56
02/18	DePaul*	L	63-77
02/22	Charlotte*	L	66-71
02/26	at Cincinnati*	L	52-53
03/01	at Louisville*	L	76-82
03/08	Saint Louis*	L	48-58

2003-04

13-14, 5-11 Conference USA
Head Coach: Bill Herrion

11/22	Campbell	W	93-54
11/25	UNC Pembroke	W	100-59
11/29	Coastal Carolina	W	76-59
12/02	at George Mason	L	65-76
12/10	North Carolina A&T	W	86-53
12/19	Gardner-Webb	W	76-59
12/23	Hampton	W	77-53
12/27	vs. Virginia Tech (30)	W	74-67
12/30	Radford	W	87-50
01/03	at Mississippi	L	49-65
01/07	UAB*	L	68-71
01/10	at Charlotte*	L	69-85
01/15	Louisville*	L	66-76
01/17	at Houston*	L	53-55
01/24	at Saint Louis*	L	47-70
01/28	at Cincinnati*	L	57-80
01/31	DePaul*	L	65-70
02/03	at USF*	W	59-57
02/07	Charlotte*	L (ot)	90-96
02/11	Memphis*	L	73-79
02/14	at UAB*	L	69-72
02/18	Tulane*	W	76-66
02/21	TCU*	W	75-70
02/28	USF*	W	69-60
03/03	at Marquette*	L	73-77
03/06	at Southern Miss*	W	63-50

C-USA Tournament - Cincinnati, Ohio

03/10	vs. Louisville	L	54-61
-------	----------------	---	-------

2004-05

9-19 overall, 4-12 Conference USA
Head Coach: Bill Herrion

11/17	Pepperdine (43)	W	80-58
11/18	Oregon State (43)	W	66-64
11/19	at N.C. State (43)	L	66-100
11/23	at Gardner-Webb	L	60-90
11/28	Belmont Abbey	W	77-50
12/01	Toledo	W	73-71
12/07	at Western Carolina	L	72-77 (ot)
12/12	Old Dominion	L	50-51
12/17	Winthrop	L	55-70
12/20	South Carolina (44)	L	53-57
12/29	at Clemson	L	40-74
01/03	St. Andrews	W	88-40
01/05	USF*	L	71-72
01/08	at Charlotte*	L	60-72
01/12	Cincinnati*	L	78-84
01/15	UAB*	L	64-76
01/19	at Louisville*	L	41-92
01/22	at DePaul*	L	56-77
01/26	Saint Louis*	W	60-53
01/29	Charlotte*	W	54-51
02/02	at Memphis*	L	66-72
02/05	at TCU*	L	59-71
02/12	Marquette*	L (ot)	69-71
02/16	at UAB*	W	67-64
02/19	at USF*	L	50-60
02/23	Southern Miss*	W	77-66
02/26	Houston*	L	72-76
03/05	at Tulane*	L	71-77

2005-06

8-20 overall, 2-12 Conference USA
Head Coach: Ricky Stokes

11/18	North Carolina A&T	W	67-60
11/22	Gardner-Webb	L	72-77
11/26	Wofford	W (ot)	70-68
11/30	at Wofford	W	66-62
12/03	at Old Dominion	L	53-79
12/06	UNC Greensboro	L	70-78
12/10	Western Carolina	L	48-56
12/18	at Winthrop	L	48-70
12/21	at Toledo	L	62-73
12/28	Limestone	W	87-54
12/31	UNC Wilmington	W	82-69
01/03	at Wake Forest	L	54-58
01/07	St. Paul's	W	80-74
01/11	Memphis*	L	67-77
01/14	at UTEP*	L	45-58
01/18	SMU*	L (ot)	70-74
01/21	at Tulane*	L	52-60
01/25	UCF*	L	59-64
01/28	Tulsa*	W	59-45
02/01	at Marshall*	L	66-72
02/04	Houston*	L (ot)	60-64
02/11	at UAB*	L	64-72
02/15	at Rice*	L	54-62
02/18	Marshall*	W	63-59

02/22	at UCF*	L	49-69
02/25	Tulane*	L	53-66
03/04	at Southern Miss*	L	56-74
C-USA Tournament - Memphis, Tenn.			
03/8 vs. UCF		L	52-65

■ 2006-07

6-24 overall, 1-15 Conference USA
Head Coach: Ricky Stokes

11/11	Morgan State	W	86-67
11/14	at Richmond	L (ot)	67-71
11/18	at UNC Greensboro	W	72-64
11/21	Limestone	W	80-54
11/26	NC Central	W	68-47
12/02	at Liberty	L	56-64
12/05	at UNC Wilmington	L	44-59
12/09	USF	L	52-65
12/18	at Morgan State	L	70-76
12/21	Winthrop	L	50-69
12/28	at NC State	L	57-64
01/01	at Wake Forest	L	65-81
01/06	Chowan	W	68-50
01/10	at Tulsa*	L	49-67
01/13	Rice*	L	47-64
01/17	Tulane*	L	56-65
01/20	Memphis*	L	44-61
01/24	at Southern Miss*	L	72-83
01/27	UAB*	L	42-58
01/31	at Marshall*	L	52-56
02/03	at Rice*	L	74-83
02/07	UCF*	L	49-67
02/10	at Houston*	L	59-83
02/14	Southern Miss*	L	42-80
02/17	at SMU*	L	42-65
02/21	Marshall*	L	51-54
02/24	UTEP*	W	79-78
02/28	at Tulane*	L	72-88
03/03	at UCF*	L	64-77
C-USA Tournament - Memphis, Tenn.			
03/07 vs. Tulsa		L	50-65

■ 2007-08

11-19 overall, 5-11 Conference USA
Head Coach: Mack McCarthy

11/10	Limestone	W	78-60
11/13	Richmond	L (ot)	65-67
11/17	Liberty	L	53-55
11/20	NC Wesleyan	W	88-69
11/24	at USF	L	67-81
11/28	Winthrop	L	57-72
12/02	George Mason (45)	W	68-65
12/05	Clemson	L	67-82
12/08	NC State	W	75-69
12/22	UNC Wilmington	L	67-71
12/29	Lee	L	75-77
01/02	Coastal Carolina	W	89-64
01/05	NC Central	W	79-62
01/09	at Memphis*	L	58-99
01/16	Marshall*	W	75-62
01/19	UCF*	L	66-71
01/23	at UAB*	L	59-77
01/26	Tulane*	L	56-72

02/02	at Southern Miss*	L	66-92
02/06	Rice*	W	64-45
02/09	at Marshall*	L	49-83
02/13	Tulsa*	L	61-66
02/16	Southern Miss*	L	62-72
02/20	at UCF*	L	75-110
02/23	at UTEP*	L	62-91
02/27	SMU*	W	82-54
03/01	Houston*	W	84-83
03/05	at Rice*	W	75-68
03/08	at Tulane*	L	75-77
C-USA Tournament - Memphis, Tenn.			
03/12 vs. Tulsa		L	49-66

■ 2008-09

13-17, 5-11 Conference USA
Head Coach: Mack McCarthy

11/14	Coker	W	71-56
11/16	St. Andrews	W	94-58
11/19	Campbell	W	86-65
11/22	George Mason	L	71-77
11/25	VCU	W (ot)	93-90
11/29	at Winthrop	W	63-60
12/03	at UNC Wilmington	W	99-85
12/06	Limestone	W	69-43
12/13	UNC Greensboro	W	97-53
12/17	at N.C. State	L	76-87
12/22	Wake Forest	L	54-95
12/28	at Coastal Carolina	L	55-63
01/03	at Clemson	L	66-79
01/07	Tulane*	W	69-66
01/10	at Marshall*	L	64-72
01/17	UTEP*	L	67-88
01/21	at Houston*	L	67-85
01/24	at SMU*	W	80-74
01/28	Memphis*	L	64-85
01/31	at Rice*	L	70-76
02/04	Southern Miss*	W	82-79
02/07	UCF*	W	89-75
02/11	at Tulane*	L	64-73
02/14	Rice*	W (ot)	91-88
02/17	at Southern Miss*	L	59-69
02/21	at Tulsa*	L	62-72
02/25	Marshall*	L	62-76
02/28	UAB*	L	62-82
03/07	at UCF*	L	71-74

C-USA Tournament - Memphis, Tenn.

03/11	Tulane	L	59-69
-------	--------	---	-------

■ 2009-10

10-21, 4-12 Conference USA
Head Coach: Mack McCarthy

11/13	UVA.-Wise	W	77-60
11/15	vs. Wake Forest (46)	L	58-89
11/17	at Campbell	L	68-74
11/20	vs. Tennessee (47)	L	66-105
11/21	vs. Northern Iowa (47)	L	68-74
11/23	vs. S. Dakota St. (47)	W	82-73
11/28	at UNC Greensboro	W	82-61
12/02	at Charlotte	L	68-80
12/05	Coker	W	69-63
12/16	Clemson	L	63-80

12/19	St. Andrews	W	74-69
12/22	George Washington	L (ot)	80-84
12/29	at VCU	L	74-82
01/03	N.C. Central	W	68-58
01/06	at UAB*	L	68-76
01/09	Marshall*	L	65-83
01/13	at Memphis	L	57-77
01/16	Houston*	L	55-74
01/23	at Southern Miss*	L	53-68
01/24	at Tulane*	W	61-46
01/30	Rice*	L	58-69
02/02	UCF*	L	56-67
02/06	at Marshall*	L	49-100
02/10	Tulane*	W	71-68
02/13	at UTEP*	L	76-100
02/20	at Rice*	W	76-65
02/24	SMU*	L	54-59
02/27	Tulsa*	L	73-85
03/02	at UCF*	W	68-66
03/06	Southern Miss*	L	65-75
C-USA Tournament - Tulsa, Okla.			
03/10	Houston	L	80-93

■ 2010-11

18-16, 8-8 Conference USA
Head Coach: Jeff Lebo

11/12	Erskine	W	74-46
11/15	Campbell	W	76-63
11/18	N.C. State (48)	L	65-85
11/19	Charlotte (48)	L	63-74
11/21	USC Upstate (48)	W	75-67
11/24	Lenoir-Rhyne	W	71-48
11/27	UNC Greensboro	W	81-53
12/01	Charlotte	W	62-61
12/04	Fayetteville State	W	91-70
12/07	Old Dominion	L	68-81
12/18	at Coastal Carolina	L	58-59
12/22	at George Washington	L	80-82
12/29	at Clemson	L	59-71
01/03	at N.C. Central	W	58-50
01/08	at Memphis*	L	58-61
01/15	Tulane*	W	76-67
01/17	UAB*	L	59-66
01/19	at UCF*	W	74-62
01/22	at Marshall*	W	82-81
01/26	Southern Miss*	L	77-84
01/29	Houston	W	74-70
02/02	at SMU*	L	41-46
02/05	UCF*	W	68-61
02/12	Marshall*	L	65-78
02/16	at Tulsa*	L	67-86
02/19	at Southern Miss*	L	55-72
02/23	UTEP*	W	83-76
02/26	at Rice*	W	71-68
03/02	Memphis*	W	68-57
03/05	at UAB*	L	48-66

C-USA Tournament - El Paso, Texas

03/09	UCF	W	75-60
03/10	UAB	W (ot)	75-70
03/11	Memphis	L	56-76
CollegeInsider.com Postseason Tournament			
03/15	Jacksonville	L (ot)	66-71

■ 2011-12

15-16, 5-11 Conference USA
Head Coach: Jeff Lebo

11/11	Milligan	W	101-45
11/14	at Campbell	L	74-76
11/17	Coker	W	63-50
11/22	vs. Appalachian State (49)	W	67-47
11/26	Chowan	W	78-62
11/29	at Old Dominion	L	58-63
12/03	Charlotte	L	64-76
12/06	Massachusetts	L	58-63
12/16	at UNC Greensboro	W	71-62
12/19	Coastal Carolina	W	76-51
12/22	Gardner-Webb	W	69-55
12/29	N.C. Central	W	84-76
12/31	Virginia-Wise	W	91-56
01/04	at Southern Miss*	L	76-78
01/07	UCF*	L	63-81
01/14	TULSA*	L	67-70
01/18	at UTEP*	L	56-70
01/21	at Houston*	L	76-82
01/25	Southern Miss*	L	60-72
01/28	at UAB*	W	73-66
02/01	SMU*	W	62-43
02/04	Rice*	W	82-68
02/08	Memphis*	L	59-70
02/11	at Marshall*	L	68-78
02/18	at UCF*	L	55-64
02/22	at Memphis*	L	47-70
02/25	UAB*	L	57-61
02/29	Marshall*	W (ot)	69-68
03/03	at Tulane	W	66-49
C-USA Tournament - Memphis, Tenn.			
03/07	Rice	W	68-66
03/08	Southern Miss	L (ot)	78-81

■ 2012-13

23-12, 9-7 Conference USA
CIT Champions
Head Coach: Jeff Lebo

11/10	Washington & Lee	W	72-50
11/13	Methodist	W	87-51
11/16	UNCG	W	76-73
11/20	Appalachian State	W	82-72
11/26	at Georgia State	W	62-53
12/01	at Charlotte	L	64-76
12/04	St. Andrews	W	111-59
12/15	at North Carolina	L	87-93
12/18	Gardner-Webb	W	62-60
12/22	at Massachusetts	L	81-88
12/29	Norfolk State	W	74-63
01/02	Campbell	L (ot)	81-86
01/05	N.C. Wesleyan	W	91-60
01/09	at Memphis*	L	54-67
01/12	UCF*	W (ot)	88-85
01/16	Houston*	W	89-78
01/19	at Marshall*	L	56-77
01/23	at UAB*	W	91-85
01/26	UTEP*	L	67-68
01/30	Memphis*	L	68-75
02/02	at Rice*	W	79-63

02/09	at UCF*	L	73-83
02/13	UAB*	W	74-61
02/16	Southern Miss*	L (ot)	82-86
02/20	at Tulsa*	W	72-63
02/23	at SMU*	W	72-69
03/02	at Southern Miss*	L	69-88
03/06	Tulane*	W	88-85
03/09	Marshall*	W	86-79

C-USA Tournament - Tulsa, Okla.

03/14	Tulsa	L	72-79
CollegeInsider.com Postseason Tournament			
03/19	Savannah State	W	66-65
03/23	Rider	W	75-54
03/26	Loyola (Md.)	W	70-58
03/30	Evansville	W	81-58
Apr. 2	at Weber State	W	77-74

■ 2013-14

17-17, 5-11 Conference USA
Head Coach: Jeff Lebo

11/08	N.C. Wesleyan	W	97-51
11/12	at UNCG	W	85-84
11/14	Chowan	W	95-45
11/18	vs. Norfolk State (50)	W	76-74
11/19	at Duke (50)	L	74-83
11/25	vs. McNeese State (51)	W	91-62
11/26	vs. UNC Asheville (51)	W	81-70
12/01	UNC Wilmington	L	68-70
12/03	Fayetteville State	W	96-78
12/08	Mount Olive	W	77-75
12/14	N.C. A&T	W	84-71
12/19	VMI	W	103-94
12/21	at NC State	L	79-90
12/29	Georgia State	L	82-89
01/02	at Campbell	W	79-71
01/11	Old Dominion*	L	70-81
01/16	at Florida Atlantic*	L	67-78
01/18	at FIU*	L	64-68
01/23	Tulane*	L	54-59
01/25	Southern Miss*	L	46-60
01/30	at Middle Tennessee*	L	67-84
02/01	at UAB*	W	74-67
02/06	UTEP*	L	47-58
02/08	UTSA*	W	81-71
02/13	at Tulsa*	L	58-76
02/15	at North Texas*	L	51-53
02/20	Louisiana Tech*	W	75-68
02/22	Rice*	W	67-55
02/27	Charlotte*	W	75-68
03/02	at Marshall*	L	61-64
03/06	at Old Dominion*	L	47-68
C-USA Tournament - El Paso, Texas.			
03/11	UTSA	W	79-76
03/12	at UTEP	L	68-77

CollegeInsider.com Postseason Tournament

03/18	Wright State	L	59-73
-------	--------------	---	-------

■ 2014-15

14-19, 6-12 American Athletic Conference
Head Coach: Jeff Lebo

11/14	N.C. Wesleyan	W	99-81
11/16	UNC Asheville	L	79-83

11/20	Virginia-Lynchburg	W	92-51
11/25	vs. Green Bay (52)	L	49-66
11/26	vs. Fresno State (52)	W	58-52
11/27	vs. Hawaii (52)	L	73-75
11/30	Central Connecticut St.	W	74-59
12/03	at Florida Atlantic	L	63-72
12/07	at North Carolina	L	64-108
12/13	James Madison	W	70-58
12/20	at UNC Wilmington	L	54-66
12/22	Florida A&M	W	75-57
12/28	UNCG	W	71-50
12/31	Tulane*	L	59-67
01/03	at USF*	L	50-58
01/06	at Cincinnati*	L	48-69
01/14	Houston*	W	66-61
01/17	at SMU*	L	54-77
01/24	Tulsa*	L	64-66
01/28	at Memphis*	L	58-70
02/01	Cincinnati*	W	50-46
02/04	at Connecticut*	L	52-65
02/07	UCF*	W	67-49
02/10	Memphis*	W	64-53
02/14	at Temple*	L	53-66
02/18	at Tulsa*	L	58-69
02/21	USF*	W	73-60
02/25	Connecticut*	L	49-60
02/28	at UCF*	W	71-66
03/05	Temple*	L	56-70
03/08	at Houston*	L	54-72
The American Championship - Hartford, Conn.			
03/12	vs. UCF	W (ot)	81-80
03/13	vs. SMU	L	68-74

■ 2015-16

12-20, 4-14 American Athletic Conference
Head Coach: Jeff Lebo

11/13	Grambling State	W	61-53
11/16	Charlotte	W	88-74
11/20	at California	L	62-70
11/23	at San Diego State	L	54-79
11/26	Little Rock (53)	L	46-54
11/27	Stetson (53)	W	93-73
12/01	Florida Atlantic	W	74-48
12/04	USC Upstate	W	82-71
12/07	at College of Charleston	L	73-77
12/13	N.C. A&T	W	71-60
12/16	UNC Wilmington	W	78-73
12/20	at James Madison	L	61-67
12/22	South Carolina State	W	98-71
01/02	UCF*	L	68-71
01/05	at Tulsa*	L	43-55
01/09	at Temple*	L	60-78
01/13	SMU*	L	55-79
01/16	at UCF*	L	69-89
01/19	Tulsa*	L	69-84
01/24	at Memphis*	W	84-83
01/27	Temple*	W	64-61
01/30	Houston*	L (2ot)	93-97
02/07	at UConn*	L	67-85
02/10	Tulane*	L (3ot)	92-100
02/13	at Cincinnati*	L	60-75
02/16	USF	L	52-69

02/21	at SMU	L	63-74
02/24	at Tulane	W	79-73
02/27	Cincinnati	L	56-65
03/02	at USF	W	52-39
03/06	Memphis	L	53-83

The American Championship - Orlando, Fla.

03/10	vs. USF	L	66-71
-------	---------	---	-------

■ 2016-17

15-18, 6-12 American Athletic Conference Head Coach: Jeff Lebo

11/11	Grambling State	W	72-57
11/14	N.C. A&T	W	61-51
11/17	at Charlotte	L	64-76
11/20	Stetson	W	73-50
11/22	Florida A&M	W	82-62
11/25	vs. Mercer (54)	L	66-70
11/26	vs. Air Force (54)	L	70-63
11/29	Hampton	W	68-48
12/03	N.C. Central	W	69-56
12/06	at Virginia	L	53-76
12/15	College of Charleston	L	35-53
12/20	at UNCW	L	71-81
12/22	Presbyterian	W	76-56
12/28	USF*	W	60-49
12/31	SMU*	L	44-75
01/03	at UCF*	L	45-48
01/07	at Temple*	L	62-81
01/11	Houston*	L	58-74
01/15	Cincinnati*	L	46-55
01/22	at UConn*	L	65-72
01/25	Tulsa*	W	69-66
01/28	at Memphis*	L	50-57
02/01	at SMU*	L	46-86
02/04	Tulane*	W	74-65
02/11	at USF*	L	57-64
02/15	Temple*	W	78-64
02/18	UCF*	L	58-61
02/21	at Tulane*	W	76-73
02/26	at Tulsa*	L	66-74

03/01	UConn*	W	66-62
03/05	at Houston*	L	51-73
The American Championship - Hartford, Conn.			
03/09	vs. Temple	W	80-69
03/10	vs. SMU	L	77-81

■ 2017-18

10-20, 4-14 American Athletic Conference Head Coach: Jeff Lebo (2-4), Micheal Perry (8-16)

11/12	Coppin State	W	76-50
11/15	Radford	L	66-73
11/17	Central Connecticut	L	68-79
11/20	Cleveland State	W	72-69
11/24	at Rutgers	L	47-61
11/26	N.C. A&T	L	81-87
11/30	UNCW	W (ot)	93-88
12/02	Delaware State	W	63-57
12/04	Campbell	W	69-66
12/18	Charlotte	L	50-69
12/21	Grambling State	W	76-68
12/28	at Tulsa*	L	53-79
12/31	UCF*	L	39-59
01/03	at USF*	W	67-65
01/06	at UConn*	L	65-70
01/11	Wichita State*	L	60-95
01/14	Houston*	L	49-65
01/17	USF*	W	90-52
01/20	at Cincinnati*	L	60-86
01/28	at SMU*	L	61-86
01/31	Tulane*	L (ot)	69-71
02/03	Memphis*	W (ot)	88-85
02/07	at Temple*	L	73-90
02/14	at Tulane*	W	82-80
02/18	UConn*	L	80-84
02/22	SMU*	L	58-77
02/25	at Houston*	L	58-109
03/01	Tulsa*	L	58-72
03/04	at Memphis*	L	70-90

The American Championship - Orlando, Fla.

03/08	vs. UCF	L	52-66
-------	---------	---	-------

■ 2018-19

10-21, 3-15 American Athletic Conference Head Coach: Joe Dooley

11/06	Delaware State	W	81-56
11/09	James Madison	L	72-73
11/11	Lamar	W (ot)	84-78
11/16	at Georgia Tech	L	54-79
11/19	Rio Grande Valley	W	69-64
11/21	Prairie View A&M	W	76-64
11/24	High Point	L	52-55
11/27	at UNCW	L	86-95
11/30	Appalachian State	W	83-81
12/02	UMES	W	70-47
12/18	at Charlotte	L	49-55
12/28	North Carolina A&T	W	77-57
01/02	at SMU*	L	54-82
01/05	Cincinnati*	W	73-71
01/10	at Memphis*	L	72-78
01/13	at UCF*	L	65-76
01/16	Temple*	L	74-85
01/23	at Houston*	L	50-94
01/26	USF*	L	57-77
01/31	Tulane*	W	66-65
02/3	at UConn*	L	52-76
02/6	Wichita State*	L	49-65
02/10	at USF*	L (ot)	68-72
02/13	Memphis*	L	69-79
02/17	Tulsa*	L (ot)	73-77
02/23	at Tulane*	W	85-81
02/27	Houston*	L	65-99
03/03	at Tulsa*	L	78-91
03/05	at Wichita State*	L	55-72
03/10	UConn*	L	73-82
The American Championship - Memphis, Tenn.			
03/14	vs. Wichita State	L	57-73

Legend

* Conference Games; **D** – NAIA District 26 Tournament; **NS** – North State Conference Tournament; **CC** – Carolina's Conference Tournament; **NAIA** – NAIA National Championship Tournament; **1** – at Music City Invitational (Nashville, Tenn.); **2** at Fayetteville, N. C.; **3** – at Indiana University Classic (Bloomington, Ind.); **4** – at Kentucky Invitational Tournament (Lexington, Ky.); **5** – at Siena Invitational Tournament (Siena, N.Y.); **6** – at First Tulsa Classic (Tulsa, Okla.); **7** – at River City Shootout (Peoria, Ill.); **8** – at Bayou Classic (Lafayette, La.); **9** – at Show-Me Classic (Columbia, Mo.); **10** – at Mountaineer Classic (Charleston, W.Va.); **11** – at Raleigh, N.C.; **12** – at Iron Duke Classic (Durham, N.C.); **13** – at Elm City Classic (New Haven, Conn.); **14** – at Spider Classic; (Richmond, Va.); **15** -- at Wolfpack Classic (Reno, Nev.); **16** – at Hatter Classic (Deland, Fla.); **17** – at UConn Classic (Storrs, Conn.); **18** – at First Union Invitational (Charlotte, N.C.); **19** – Holiday Doubleheader (Raleigh, N.C.); **20** – at Tangerine Bowl Classic (Winter Park, Fla.); **21** – at UConn Classic (Storrs, Conn.); **22** – at Presidential Classic (Washington, D.C.); **23** – at Northeast Louisiana Tourn. (Monroe, La.); **24** – at Oral Roberts Tournament (Tulsa, Okla.); **25** – at Sunshine Classic (Tampa, Fla.); **26** – Eastern Carolina Classic (Greenville, N.C.); **27** – Lenoir-Rhyne Holiday Tournament (Hickory, N.C.); **28** – at Wilmington, N.C.; **29** – at Camp Lejeune, N.C.; **30** – at Norfolk, Va.; **31** – at Parris Island Christmas Tournament (Parris Island, S.C.); **32** – at Smithfield ECU Tournament (Smithfield, N.C.); **33** – at Chaminade Christmas Classic (Honolulu, Hawaii); **34** – at Boilermaker Invitational (West Lafayette, Ind.); **35** – at Toledo MVP Classic (Toledo, Ohio); **36** – at Hampton Inn Tip-Off Tournament (Emmitsburg, Md.); **37** – at Great Northern Classic (Green Bay, Wisc.); **38** – at J.H. Rose High School (Greenville, N.C.); **39** – at Aloha Classic (Honolulu, Hawaii); **40** – at Halifax, Nova Scotia; **41** – at MAAC Challenge (Poughkeepsie, N.Y.); **42** – at Roanoke, Va.; **43** – BCA Invitational (Raleigh, N.C.); **44** – at Coors Classic (Mobile, Ala.); **45** – BB&T Classic (Washington, D.C.); **46** – at Greensboro (N.C.) Coliseum; **47** – U.S. Virgin Islands Paradise Jam (St. Thomas, V.I.); **48** – Charleston Classic (Charleston, S.C.); **49** – at Time Warner Cable Arena (Charlotte, N.C.); **50** – NIT Season Tip-Off (Durham, N.C.); **51** – NIT Season Tip-Off (Kingston, R.I.); **52** – Gulf Coast Showcase (Estero, Fla.); **53** – Las Vegas Invitational (Las Vegas, Nev.); **54** – Savannah Invitational (Savannah, Ga.)

Overtime Games

Date	Opponent	W/L	Score	OT(s)
01/03/68	at George Washington	W	71-68	4OT
02/19/68	THE CITADEL	W	81-76	OT
12/28/68	VIRGINIA TECH	L	87-88	OT
12/09/77	vs. LaSalle	L	95-96	2OT
01/23/78	at Chattanooga	L	101-110	OT
02/15/75	at William & Mary	W	68-66	2OT
01/13/79	VCU	L	83-85	OT
01/27/79	at Georgia Tech	W	66-64	OT
01/30/79	WILLIAM & MARY	W	61-59	2OT
02/03/79	OLD DOMINION	L	85-90	2OT
02/07/79	at VCU	L	84-86	OT
02/15/79	CHATTANOOGA	L	77-78	OT
12/05/79	MAINE	W	67-65	OT
02/09/80	ILLINOIS STATE	W	70-67	OT
03/01/80	WIS-MILWAUKEE	W	96-86	OT
01/08/81	UNC ASHEVILLE	W	70-69	OT
01/20/81	at Charlotte	W	65-64	OT
01/26/81	CHARLESTON SOUTHERN	W	65-59	OT
01/24/83	at UNC Wilmington	W	50-47	OT
02/05/83	GEORGE MASON	L	58-59	2OT
02/16/83	RICHMOND	W	79-75	2OT
02/29/84	at Campbell	L	63-73	OT
12/27/85	vs. Cornell	L	53-54	OT
12/28/85	vs. Bucknell	L	61-68	OT
12/17/86	at Campbell	W	88-77	OT
01/18/88	AMERICAN	L	69-75	OT
02/13/88	at Navy	L	88-90	2OT
12/29/89	at Old Dominion	L	78-79	2OT
01/15/90	at James Madison	L	63-67	2OT
02/21/90	RICHMOND	W	81-78	OT
01/13/92	at James Madison	L	77-81	OT
01/20/92	at George Mason	L	78-81	OT
02/22/92	at Old Dominion	L	83-89	OT
12/19/92	at Toledo	W	72-61	OT
01/02/93	at Virginia Tech	L	67-76	OT
01/30/93	at UNC Wilmington	L	72-77	2OT
12/18/93	CAMPBELL	W	75-72	OT
02/23/94	RICHMOND	W	81-77	OT
01/14/95	JAMES MADISON	L	69-71	OT
12/20/95	COLORADO STATE	W	80-72	OT
12/23/95	MISSOURI STATE	W	62-59	OT

Date	Opponent	W/L	Score	OT(s)
02/12/97	VCU	L	66-73	OT
02/02/98	GEORGE MASON	L	73-79	OT
01/09/99	at James Madison	L	57-73	OT
02/26/99	vs. Old Dominion#	L	62-65	2OT
12/31/99	at Fairfield	W	92-89	OT
01/06/01	at VCU	L	81-84	OT
01/17/01	OLD DOMINION	W	68-63	OT
01/20/01	at American	W	74-64	OT
01/27/01	VCU	W	87-84	OT
02/19/01	at Birmingham Southern	L	74-76	2OT
12/22/01	RADFORD	W	90-85	2OT
01/25/03	USF	W	68-62	2OT
02/07/04	CHARLOTTE	L	90-96	OT
12/07/04	at Western Carolina	L	72-77	OT
02/12/05	MARQUETTE	L	69-71	OT
11/26/05	WOFFORD	W	70-68	OT
01/18/06	SMU	L	70-74	OT
02/04/06	HOUSTON	L	60-64	OT
11/14/06	at Richmond	L	67-71	OT
11/13/07	RICHMOND	L	65-67	OT
11/25/08	VCU	W	93-90	OT
02/14/09	RICE	W	91-88	OT
12/22/09	GEORGE WASHINGTON	L	80-84	OT
03/10/11	vs. UAB^	W	75-70	OT
03/15/11	JACKSONVILLE~	L	66-71	OT
02/20/12	MARSHALL	W	69-68	OT
03/08/12	vs. Southern Miss^	L	78-81	OT
01/02/13	CAMPBELL	L	81-86	OT
01/12/13	UCF	W	88-85	OT
02/16/13	SOUTHERN MISS	L	82-86	OT
03/12/15	vs. UCF!	W	81-80	OT
01/30/16	HOUSTON	L	93-97	2OT
02/10/16	TULANE	L	92-100	3OT
11/30/17	UNCW	W	93-88	OT
01/31/18	TULANE	L	69-71	OT
02/03/18	MEMPHIS	W	88-85	OT
11/11/18	LAMAR	W	84-78	OT
02/10/19	at USF	L	68-72	OT
02/17/19	TULSA	L	73-77	OT

Overtime Games: 36-44

HOME GAMES IN ALL CAPS

- CAA Tournament

^ - Conference USA Tournament

~ - CollegeInsider.com Postseason Tournament

! - The American Basketball Championship

vs. AP Ranked Opponents

- Louisville, Ky.; % - Winston-Salem, N.C.; \$ - St. Thomas, U.S. Virgin Islands; @ - Hartford, Conn.; HOME GAMES IN ALL CAPS

Date	Rk.	Opponent	W/L	Score
12/21/63	10	at Davidson	L	77-105
02/18/64	8	at Davidson	L	45-105
01/28/65	6	at Davidson	L	68-82
12/10/69	8	SOUTH CAROLINA	L	49-68
01/13/70	8	DAVIDSON	L	76-91
01/15/70	11	at N.C. State	L	81-100
02/22/71	6	at Jacksonville	L	69-127
12/04/71	11	JACKSONVILLE	L	68-77
01/20/73	15	at Jacksonville	L	61-100
02/13/73	2	at N.C. State	L	70-105
12/05/73	2	at N.C. State	L	47-79
11/30/74	1	at N.C. State	L	81-98
12/07/74	11	at Alabama	L	86-99
03/12/75	10	Arizona#	L	78-94
11/29/75	3	at Maryland	L	84-127
12/03/75	13	at N.C. State	L	81-117
12/08/76	17	at Maryland	L	69-80
12/07/77	12	at Maryland	L	106-130
01/28/78	11	at Duke	L	82-102
01/23/79	20	at N.C. State	L	88-104
02/26/79	3	at Notre Dame	L	72-89
02/13/80	8	at Maryland	L	72-85
12/04/81	16	at Missouri	L	55-87
01/23/82	14	at N.C. State	L	53-63
12/08/82	18	at N.C. State	L	49-57
01/09/85	2	at Duke	L	63-87
12/02/85	6	at Duke	L	66-98
12/20/85	13	at Kentucky	L	52-86
12/08/86	19	NORTHEASTERN	W	74-70
12/13/86	2	at Indiana	L	68-96
01/05/87	9	at Navy	L	66-91
12/30/87	15	at Duke	L	45-94
12/30/88	1	at Duke	L	46-95
01/04/89	19	at Georgia Tech	L	69-92
02/14/90	6	at Duke	L	51-84
11/26/90	6	at Duke	L	82-125
11/25/91	1	at Duke	L	75-103

Date	Rk.	Opponent	W/L	Score
03/18/93	4	North Carolina %	L	65-85.
12/03/94	20	at Georgia Tech	L	74-100
12/13/97	23	GEORGIA	L	54-55
01/05/02	13	CINCINNATI	L	62-72
01/29/02	4	at Cincinnati	L	48-75
02/06/02	18	at Marquette	L	58-70
02/26/02	9	MARQUETTE	W	51-46
12/30/02	13	MARQUETTE	W	73-70
01/16/03	15	LOUISVILLE	L	70-87
01/20/03	10	at Marquette	L	48-80
03/01/03	11	at Louisville	L	76-82
01/15/04	8	LOUISVILLE	L	66-76
01/28/04	8	at Cincinnati	L	57-80
11/19/04	19	at N.C. State	L	61-100
01/12/05	13	CINCINNATI	L	78-84
01/19/05	14	at Louisville	L	41-92
01/03/06	23	at Wake Forest	L	54-58
01/11/06	5	MEMPHIS	L	67-77
01/20/07	17	MEMPHIS	L	44-61
12/05/07	18	CLEMSON	L	67-82
01/09/08	2	at Memphis	L	58-99
12/22/08	6	WAKE FOREST	L	54-95
01/03/09	20	at Clemson	L	66-79
01/28/09	18	MEMPHIS	L	64-85
11/20/09	10	vs. Tennessee \$	L	66-105
01/08/11	21	at Memphis	L	58-61
12/15/12	21	at North Carolina	L	87-93
11/19/13	6	at Duke	L	74-83
12/07/14	12	at North Carolina	L	64-108
03/13/15	20	vs. SMU@	L	68-74
11/20/15	15	at California	L	62-70
01/13/16	10	SMU	L	55-79
02/21/16	21	at SMU	L	63-74
12/06/16	12	at Virginia	L	53-76
01/15/17	22	CINCINNATI	L	46-55
03/10/17	12	vs. SMU@	L	77-81
01/01/18	5	WICHITA STATE	L	60-95
01/23/19	17	at Houston	L	50-94
02/27/19	8	HOUSTON	L	65-99

ECU's Record Against Teams Ranked

Rank	Record	Last Game
1	0-3	L, 75-103 at Duke (11/25/91)
2	0-5	L, 58-99 at Memphis (1/9/08)
3	0-2	L, 72-89 at Notre Dame (2/26/79)
4	0-2	L, 48-75 at Cincinnati (1/29/02)
5	0-1	L, 67-77 vs. Memphis (1/11/06)
6	0-6	L, 74-83 at Duke (11/19/13)
7	0-0	-
8	0-6	L, 65-99 vs. Houston (2/27/19)
9	1-1	W, 51-46 vs. Marquette (2/26/02)
10	0-4	L, 55-79 vs. SMU (1/13/16)
11	0-5	L, 76-82 at Louisville (3/1/03)
12	0-4	L, 77-81 vs. SMU (3/10/17)
13	1-4	L, 78-84 vs. Cincinnati (1/12/05)

Rank	Record	Last Game
14	0-2	L, 41-92 at Louisville (1/19/05)
15	0-4	L, 762-70 at California (11/20/15)
16	0-1	L, 55-87 at Missouri (12/4/81)
17	0-3	L, 50-94 at Houston (1/23/19))
18	0-4	L, 64-85 vs. Memphis (1/28/09)
19	1-2	L, 61-100 at NC State (11/19/04)
20	0-4	L, 68-74 vs. SMU (3/13/15)
21	0-3	L, 63-74 at SMU (2/21/16)
22	0-1	L, 46-55 vs. Cincinnati (1/15/17)
23	0-2	L, 54-58 at Wake Forest (1/3/06)
24	0-0	-
25	0-0	-

Preseason/Holiday Tournament Results *(since 1961)*

2016 Savannah Invitational

Savannah, Ga.

Mercer 70, ECU 66
ECU 70, Air Force 63

2015 Las Vegas Invitational

Las Vegas, Nev.

Little Rock 54, ECU 46
ECU 93, Stetson 73

2014 Gulf Coast Showcase FIFTH PLACE

Esterio, Fla.

Green Bay 66, ECU 49
ECU 58, Fresno State 52
Hawaii 75, ECU 73

2013 NIT Season Tip-Off

Durham, N.C.

ECU 76, Norfolk State 74
Duke 83, ECU 74

Kingston, R.I.

ECU 91, McNeese State 62
ECU 81, UNC Asheville 70

2010 Charleston Classic SEVENTH PLACE

Charleston, S.C.

N.C. State 85, ECU 65
Charlotte 74, ECU 63
ECU 75, USC Upstate 67

2009 Paradise Jam SEVENTH PLACE

St. John's, U.S. Virgin Islands

Tennessee 105, ECU 66
Northern Iowa 74, ECU 68
ECU 82, South Dakota State 73

2004 Coors Classic

Mobile, Ala.

South Carolina 57, ECU 53

2004 BCA Invitational RUNNER-UP

Raleigh, N.C.

ECU 80, Pepperdine 58
ECU 66, Oregon State 64
N.C. State 100, ECU 66

2001 BCA Invitational RUNNER-UP

Raleigh, N.C.

ECU 79, Rutgers 74
ECU 71, Northwestern 68
N.C. State 71, ECU 49

2000 MAAC Challenge CHAMPIONS

Poughkeepsie, N.Y.

ECU 86, Arkansas State 72
ECU 81, Marist 73

1994 Aloha Classic CHAMPIONS

Honolulu, Hawaii

ECU 69, Eastern Illinois 63
ECU 78, Northern Arizona 56

1993 Great Northern Classic RUNNER-UP

Green Bay, Wis.

ECU 76, Eastern Michigan 69
Wisconsin-Green Bay 60, ECU 43

1993 Hampton Inn Tip-Off Tournament

RUNNER-UP

Emmitsburg, Md.

ECU 78, Columbia 51
Mt. St. Mary's 75, ECU 70

1992 Toledo MVP Classic

CHAMPIONS

Toledo, Ohio

ECU 72, Southeastern Louisiana 65
ECU 72, Toledo 61 (ot)

1991 Boilermaker Invitational

West Lafayette, Ind.

Purdue 78, ECU 49
ECU 79, Loyola (ILL.) 58

1989 Chaminade Christmas Classic SEVENTH PLACE

Honolulu, Hawaii

East Tennessee State 86, ECU 80
George Mason 79, ECU 63
ECU 81, Cornell 59

1987 Music City Invitational

Nashville, Tenn.

Vanderbilt 99, ECU 63
ECU 86, Miami (Ohio) 63

1985 Sienna Invitational

Sienna, N.Y.

Cornell 54, ECU 53
Bucknell 68, ECU 61

1985 Kentucky Invitational

Lexington, Ky.

Kentucky 86, ECU 52
SMU 71, ECU 62

1984 First Tulsa Classic

Tulsa, Okla.

Tulsa 86, ECU 63
ECU 70, North Texas 65

1983 River City Shootout

Peoria, Ill.

Bradley 66, ECU 41
North Texas 62, ECU 58

1982 Bayou Classic

Lafayette, La.

Southwestern Louisiana 83, ECU 55
ECU 64, Grambling State 61

1981 Show-Me Classic

Columbia, Mo.

Missouri 87, ECU 55
Canisius 73, ECU 66

1980 Elm City Classic

New Haven, Conn.

Iowa State 80, ECU 73
Brown 69, ECU 50

1980 Iron Duke Classic

Durham, N.C.

Detroit 72, ECU 63
Brown 80, ECU 71

1979 Wolfpack Classic

Reno, Nev.

Northern Arizona 64, ECU 60
Kent State 73, ECU 72

1979 Spider Classic

Richmond, Va.

Virginia Commonwealth 72, ECU 71
ECU 92, West Virginia Tech 79

1978 UConn Classic RUNNER-UP

Storrs, Conn.

ECU 74, Manhattan 71
Connecticut 80, ECU 68

1977 First Union Invitational

Charlotte, N.C.

LaSalle 96, ECU 95 (ot)
Boston College 86, ECU 75

1976 Holiday Doubleheader

Raleigh, N.C.

Duke 88, ECU 65
N.C. 92, ECU 69

1975 Tangerine Bowl Classic

Winter Park, Fla.

Rollins 96, ECU 73
ECU 70, Marshall 67

1975 Connecticut Classic RUNNER-UP

Storrs, Conn.

ECU 73, Baylor 57
Connecticut 79, ECU 77

1974 Presidential Classic

Washington, D.C.

American 82, ECU 55
ECU 60, Lehigh 47

1972 Pacemaker Classic RUNNER-UP

Monroe, La.

ECU 83, Northeast Louisiana 75
Mississippi State 69, ECU 64

1971 Oral Roberts Invitational

Tulsa, Okla.

Loyola (Calif.) 87, ECU 68
ECU 74, Connecticut 64

1969 Sunshine Classic

Tampa, Fla.

ECU 71, Florida A&M 57
Tampa 89, ECU 78

1968 ECU Classic SIXTH PLACE

Greenville, N.C.

ECU 74, Cornell 67
Virginia 88, ECU 79
Virginia Tech 87, ECU 86

1965 Lenoir-Rhyne Holiday Tournament

Hickory, N.C.

Georgetown 86, ECU 84
ECU 99, Chattanooga 89

1965 Lenoir-Rhyne Holiday Tournament

Hickory, N.C.

Chattanooga 82, ECU 73
ECU 89, Berea 69

1963 Lenoir-Rhyne Holiday Tournament

Hickory, N.C.

Oglethorpe 66, ECU 59
ECU 96, Cumberland 93

1963 Camp Lejeune Holiday Tournament

RUNNER-UP

Camp Lejeune, N.C.

ECU 101, Frederick 78
ECU 87, UNC Wilmington 70
Elon 71, ECU 70

1962 Lenoir-Rhyne Holiday Tournament

Hickory, N.C.

High Point 67, ECU 63
ECU 93, Pikeville 71

Comebacks

■ LARGEST DEFICIT OVERCOME FOR VICTORY (SINCE 1981)

Rk.	Opponent	Date	Deficit (Score)	Final
1.	vs. South Dakota State	11/23/09	20 (9-29)	82-73
2.	vs. UTSA	03/11/13	18 (28-46)	79-76
	Appalachian State	11/30/91	18 (30-48)	83-74
4.	CAMPBELL	12/04/17	17 (34-51)	69-66
	vs. Norfolk State	11/18/13	17 (47-64)	76-74
	at SMU	02/23/13	17 (11-28)	72-69
	UCF	01/12/13	17 (42-59)	88-85 (ot)
	RICHMOND	02/16/83	17 (16-33)	79-75 (2ot)
9.	at Richmond	01/31/96	16 (9-25)	66-58
10.	at UNC Greensboro	11/12/13	15 (14-29)	85-84
	SAVANNAH STATE	03/19/13	15 (30-45)	66-65
	at Marshall	01/22/11	15 (24-39)	82-81
	at Appalachian State	11/28/94	15 (10-25)	80-78
14.	UNC GREENSBORO	11/16/12	14 (54-40)	76-73
	at UCF	03/02/10	14 (35-49)	68-66
	USF	01/25/03	14 (24-38)	68-62 (2ot)
	VCU	02/07/98	14 (52-66)	83-79
	COLORADO STATE	12/20/95	14 (39-53)	80-72 (ot)
	at Toledo	12/19/92	14 (22-36)	72-61
20.	APPALACHIAN STATE	11/30/18	13 (48-61)	83-81
	HOUSTON	01/29/11	13 (44-57)	74-70
	CHARLOTTE	12/01/10	13 (27-40)	62-61
	vs. Oregon State	11/18/04	13 (9-22)	64-62
	VIRGINIA TECH	12/09/02	13 (35-48)	76-60
	GEORGIA SOUTHERN	01/02/91	13 (18-31)	60-59
26.	VCU	11/25/08	12 (15-27)	93-90 (ot)
	MARQUETTE	02/26/02	12 (28-40)	51-46
	vs. Eastern Michigan	12/30/93	12 (23-35)	76-69
	vs. Campbell	12/17/86	12 (21-33)	88-77 (ot)
	at South Carolina	12/01/86	12 (10-22)	67-57
31.	UNC WILMINGTON	12/16/16	11 (27-38)	78-73
	JAMES MADISON	12/13/14	11 (6-17)	70-58
	at Winthrop	11/29/08	11 (16-27)	63-60

	vs. Rutgers	11/14/01	11 (43-54)	79-74
	at Old Dominion	02/16/00	11 (6-17)	62-60
	VCU	01/06/99	11 (38-49)	71-66
	EVANSVILLE	12/12/98	11 (38-49)	82-79
37.	LAMAR	11/11/18	10 (21-31)	84-78 (ot)
	UCONN	03/01/17	10 (13-23)	66-62
	MEMPHIS	02/10/15	10 (13-23)	64-53
	HOUSTON	01/16/13	10 (42-52)	89-78
	at UNC Greensboro	12/16/11	10 (40-50)	71-62
	at UAB	02/16/05	10 (21-31)	67-64
	MARQUETTE	12/30/02	10 (16-26)	73-70
	at Liberty	11/28/98	10 (4-14)	80-56
	COLORADO STATE	12/20/95	10 (33-43)	80-72 (ot)
	WESTERN CAROLINA	01/03/94	10 (19-29)	82-67
	RADFORD	12/22/90	10 (25-35)	83-74
	JAMES MADISON	02/08/88	10 (6-16)	70-66
	at UNC Wilmington	01/24/83	10 (25-35)	50-47 (ot)

■ LARGEST HALFTIME DEFICIT OVERCOME FOR VICTORY (SINCE 1968)

Rk.	Opponent	Date	Deficit (Score)	Final
1.	at Toledo	12/19/92	14 (22-36)	72-61
	APPALACHIAN STATE	12/30/91	14 (30-44)	79-76 (ot)
3.	CAMPBELL	12/04/17	12 (42-30)	69-66
	at Marshall	01/22/11	12 (38-50)	82-81
5.	at SMU	02/23/13	11 (21-32)	72-69
	at Iona	01/02/79	11 (36-47)	76-75
7.	UNC GREENSBORO	11/12/13	10 (30-40)	85-84
	CHARLOTTE	12/10/10	10 (25-35)	62-61
	USF	01/25/03	10 (20-30)	68-62 (2ot)
	SAINT LOUIS	02/02/02	10 (26-36)	69-63
	at Mount St. Mary's	12/18/00	10 (36-46)	73-66
	OLD DOMINION	12/01/99	10 (13-23)	59-57
	COLORADO STATE	12/20/95	10 (33-43)	80-72 (ot)
	WESTERN CAROLINA	12/01/76	10 (27-37)	70-62
	at George Washington	01/03/68	10 (20-30)	71-68 (4ot)

Winning Streaks

■ LONGEST WINNING STREAKS

G	Began (Opponent, Score)	Ended (Opponent, Score)
16	1953-54 (Appalachian State, 99-74)	1953-54 (Benedictine, 61-68)
12	1952-53 (Catawba, 70-56)	1952-53 (Arkansas Tech, 81-85)
9	1951-52 (High Point, 69-64)	1951-52 (Lenoir-Rhyne, 73-85)
8	1955-56 (Catawba, 1968-69)	1955-56 (Western Carolina, 68-73)
8	1945-46 (Kinston Marines, 36-19)	1945-46 (Greensboro Ord, 42-64)
7	11/10/12 (Washington & Lee, 72-50)	01/02/13 (Campbell, 81-86 ot)
7	11/22/02 (MTSU, 65-63)	12/19/02 (George Mason, 56-66)
7	12/10/74 (VMI, 73-68)	01/11/75 (Connecticut, 77-79)
7	1959-60 (Pfeiffer, 85-67)	1959-60 (High Point, 68-84)
7	1950-51 (Western Carolina, 98-69)	1950-51 (High Point, 62-66)

■ LONGEST HOMECOURT WINNING STREAKS

G	Began (Opponent, Score)	Ended (Opponent, Score)
41	1952-53 (Appalachian State, 70-63)	1956-57 (Lenoir-Rhyne, 63-82)
12	01/05/80 (UNC Asheville, 52-51)	01/10/81 (UTPA, 67-82)
11	02/22/95 (Charlotte, 89-77)	02/03/96 (American, 73-89)
11	01/04/69 (The Citadel, 75-64)	12/10/69 (South Carolina, 49-68)
9	02/02/03 (Saint Louis, 69-63)	12/19/03 (George Mason, 56-66)
9	11/22/00 (Robert Morris, 72-61)	02/03/01 (George Mason, 74-77)
9	02/24/74 (The Citadel, 78-66)	02/10/75 (Furman, 70-71)
9	02/03/73 (Furman, 61-57)	01/28/74 (Furman, 80-89)
8	12/04/96 (Jacksonville St., 64-49)	01/21/97 (James Madison, 55-59)
8	1957-58 (Newberry, 96-65)	1958-59 (Lenoir-Rhyne, 60-75)
7	12/06/93 (Campbell, 73-55)	01/26/94 (James Madison, 68-70)
7	01/30/71 (VMI, 78-67)	12/04/71 (Jacksonville, 68-77)
7	1958-59 (Newberry, 82-71)	1959-60 (High Point, 60-69)

NCAA/Conference Statistical Leaders

TEAM

Southern Conference

REBOUNDING

Year	G	Rebs	Avg
1970-71	25	1315	54.8
1971-72	29	1554	53.6

FIELD GOAL PERCENTAGE

Year	FG	FGA	.Pct
1968-69	732	1520	.482
1969-70	772	1643	.467

Colonial Athletic Association (CAA)

SCORING DEFENSE

Year	G	PA	Avg
1993-94	27	1890	70.0

SCORING MARGIN

Year	G	PF	Avq	PA	Avq.	MAR
1994-95	27	2132	73.5	2015	69.5	+4.0
1996-97	27	1839	68.1	1703	63.1	+5.0

FREE THROW PERCENTAGE

Year	FG	FGA	.Pct
2000-01	472	651	.721

THREE-POINT FIELD GOALS PER GAME

Year	G	3FG	Avg
2000-01	28	228	8.14

TURNOVER MARGIN

Year	G	Team	Avq	Opp	Avq.	MAR
1993-94	27	367	13.6	450	16.7	+3.1

Conference USA

REBOUNDING MARGIN

Year	G	Rebs	Avq	Opp	Avq.	MAR
2003-04	27	1073	39.7	934	34.6	+5.1

ASSISTS PER GAME

Year	G	Ast	Avg
2012-13	35	603	17.2

BLOCKED SHOTS PER GAME

Year	G	Blks	Avg
2001-02	30	140	4.67

3-POINT FIELD GOALS PER GAME

Year	G	3FG	Avg
2008-09	30	261	8.70
2012-13	35	274	7.83
2013-14	35	289	8.50

ASSIST/TURNOVER RATIO

Year	G	Asst.	Avq.	T/O	Avq.	Ratio
2012-13	35	603	17.2	444	12.7	1.4

FREE THROW PERCENTAGE

Year	FT	FTA	.Pct
2013-14	570	799	.713

3-POINT FIELD GOAL PERCENTAGE

Year	3FGM	3FGA	.Pct
2013-14	289	786	.368



Akeem Richmond led the NCAA with 155 3-point field goals made during the 2013-14 campaign.

NCAA/Conference Statistical Leaders

INDIVIDUAL

NCAA

■ THREE-POINT FIELD GOALS PER GAME

Year	Player	G	3FGM	Avg
2014	Akeem Richmond	34	155	4.56

■ TOTAL THREE-POINT FIELD GOALS MADE

Year	Player	G	3FGM
2014	Akeem Richmond	34	155

■ TOTAL THREE-POINT FIELD GOALS ATTEMPTS

Year	Player	G	3FGA
2014	Akeem Richmond	34	392

Southern Conference

■ REBOUNDING

Year	Player	G	Rebs	Avg
1971	Al Faber	25	304	12.2
1972	Al Faber	28	297	10.6

■ FIELD GOAL PERCENTAGE

Year	Player	FG	FGA	.Pct
1975	Larry Hunt	130	222	.586

Colonial Athletic Association (CAA)

■ SCORING

Year	Player	G	Pts	Avg
1989	Blue Edwards	29	773	26.7

■ REBOUNDING

Year	Player	G	Rebs	Avg
1993	Ike Copeland	30	282	9.4

■ FIELD GOAL PERCENTAGE

Year	Player	FG	FGA	.Pct
1995	Chuckie Robinson	181	293	.618

■ FREE THROW PERCENTAGE

Year	Player	FT	FTA	.Pct
1999	Garrett Blackwelder	58	67	.866

■ THREE-POINT PERCENTAGE

Year	Player	FG	FGA	.Pct
1996	Othello Meadows	44	99	.444

■ STEALS

Year	Player	G	Stl	Avg
1993	Lester Lyons	30	70	2.3
1991	Lester Lyons	28	69	2.5
1989	Blue Edwards	29	37	1.6

Conference USA

■ SCORING

Year	Player	G	Pts	Avg
2013	Maurice Kemp	35	660	18.9

■ REBOUNDING

Year	Player	G	Rebs	Avg
2005	Corey Rouse	28	285	10.2
2006	Corey Rouse	28	301	10.8

■ FIELD GOAL PERCENTAGE

Year	Player	FG	FGA	.Pct
2007	John Fields	88	141	.624
2010	Darrius Morrow	119	205	.580

■ ASSISTS

Year	Player	G	Ast	Avg
2007	Darrell Jenkins	30	166	5.53
2008	Darrell Jenkins	30	181	6.03
2009	Brock Young	30	227	7.57
2010	Brock Young	31	179	5.51
2012	Miguel Paul	31	183	5.90
2013	Miguel Paul	33	236	7.15

■ THREE-POINT FIELD GOALS PER GAME

Year	Player	G	3FG	Avg
2013	Akeem Richmond	35	105	3.0
2014	Akeem Richmond	35	155	4.5

■ BLOCKED SHOTS

Year	Player	G	BS	Avg
2002	Moussa Badiane	24	87	3.62
2003	Moussa Badiane	27	62	2.30
2005	Moussa Badiane	27	75	2.78

■ OFFENSIVE REBOUNDS

Year	Player	G	Rebs	Avg
2005	Corey Rouse	28	104	3.71
2006	Corey Rouse	28	110	3.93

■ DEFENSIVE REBOUNDS

Year	Player	G	Rebs	Avg
2006	Corey Rouse	28	191	6.82

American Athletic Conference

■ ASSIST/TURNOVER RATIO

Year	Player	G	Ast.	T/O	Ratio
2015	Antonio Robinson	33	122	52	2.3

■ BLOCKED SHOTS

Year	Player	G	Blk	Avg
2017	Andre Washington	33	95	2.9

■ FREE THROW PERCENTAGE

Year	Player	FT	FTA	.Pct
2018	Shawn Williams	65	74	.878

FOLLOW THE
PIRATES™



@ecubasketball



@ecubasketball



ECU Basketball






Fast Facts

ECONOMIC IMPACT

\$2.8 Billion in added state income
or the equivalent of **42,798** jobs.

The only university in North Carolina

with a college of **engineering** and schools of **medicine** and **dentistry** at the same institution.



In fall 2018, **43%** of
all degree-seeking students
were enrolled in a **STEM** or
health care program.



28,718 total enrollment
(Fall 2018)

More than **6,000** faculty and staff

Over **165,000** living alumni

Typical **student**
to **faculty** ratio **18:1**

The **first** university in the
country and the **only** employer
in North Carolina to receive the
U.S. Department of Defense
Extraordinary Employer
Support Award for sustained
support of National Guard and
Reserve service members.

NEARLY **250** PROGRAMS AT THE RESEARCH DOCTORAL, PROFESSIONAL DOCTORAL,
INTERMEDIATE, MASTER'S, BACHELOR'S AND DEPARTMENTAL CERTIFICATE LEVELS


SUPPORTING OUR COMMUNITIES


More than **75%** of bachelor's-
level graduates are employed in
NC within one year of graduation.


220+
community
partners


2019-20 SCHEDULE


TUE NOV 05  VMI
7 p.m. | Mingos Coliseum ESPN3


FRI NOV 08  Navy
8:30 p.m. | Annapolis, Md. CBSSN


TUE NOV 12  Appalachian State
7 p.m. | Boone, N.C.


SAT NOV 16  Liberty
4 p.m. | Mingos Coliseum ESPN3


FRI NOV 22  Evansville
8 p.m. | Nassau, Bahamas


SAT NOV 23  George Washington or UMKC
2 or 8 p.m. | Nassau, Bahamas


SUN NOV 24  TBD
TBD | Nassau, Bahamas


SAT NOV 30  James Madison
TBA | Harrisonburg, Va.


TUE DEC 03  Coppin State
7 p.m. | Mingos Coliseum ESPN3

SAT DEC 14  Campbell
4 p.m. | Mingos Coliseum ESPN3


TUE DEC 17  Maryland-Eastern Shore
7 p.m. | Mingos Coliseum

SUN DEC 22  Charlotte
4 p.m. | Mingos Coliseum ESPN3


SAT DEC 28  Eastern Kentucky
4 p.m. | Mingos Coliseum ESPN3


WED JAN 01  Wichita State
3 p.m. | Wichita, Kan. ESPN3


TUE JAN 07  USF
7 p.m. | Mingos Coliseum ESPN3


SAT JAN 11  SMU
2 p.m. | Mingos Coliseum ESPN3


WED JAN 15  Tulsa
7 p.m. | Mingos Coliseum ESPN3

SUN JAN 19  Cincinnati
6 p.m. | Cincinnati, Ohio ESPN3


WED JAN 22  SMU
8 p.m. | Dallas, Texas ESPN3


SAT JAN 25  Tulane
6 p.m. | Mingos Coliseum ESPN3


WED JAN 29  Houston
7 p.m. | Mingos Coliseum ESPN3


SAT FEB 01  Temple
6 p.m. | Philadelphia, Pa. CBSSN

THU FEB 06  UCF
7 p.m. | Mingos Coliseum ESPN3


SAT FEB 08  Tulane
6 p.m. | New Orleans, La. ESPN3


WED FEB 12  Tulsa
8 p.m. | Tulsa, Okla. ESPN3


SUN FEB 16  Cincinnati
12 p.m. | Mingos Coliseum CBSSN


WED FEB 19  Memphis
7 p.m. | Memphis, Tenn. CBSSN

SUN FEB 23  Temple
12 p.m. | Mingos Coliseum ESPN3

WED FEB 26  USF
7 p.m. | Tampa, Fla. ESPN3

SAT FEB 29  UCONN
2 p.m. | Mingos Coliseum ESPN2 or ESPN3

SUN MAR 08  UCF
2 p.m. | Orlando, Fla. ESPN3

MAR 12-15  The American Basketball Championship
Fort Worth, Texas (Dickies Arena)

All times Eastern | Home games in gold