





2018-19 FACT BOOK



# BASKETBALL

ACT LIKE A CAPTAIN • PLAY LIKE A PIRATE

#AMERICANPOW6R



“The thing that we need to do is we need to make basketball important here at East Carolina... We want guys that are going to be proud Pirates.”

## COACH JOE DOOLEY

Overall Head Coaching Record 171-110



**657** combined victories as an assistant and head coach • **608** Career Winning Percentage **22** Total Postseason Appearances • **19** NBA Draft Picks • **15** Conference Championships • **14** NCAA Tournament Appearances • **12** NBA Draft First Round Selections • **10** NBA Draft Lottery Picks • **7** Final Fours • **2** Coach-of-the-Year Awards • **1** National Championship



# Contents

## Introduction

General Info.....	2
Schedule.....	3
Photo Roster.....	4
Rosters.....	5
Preseason Notebook.....	6

## Media Information

Media Information.....	8
Pirate IMG Sports Network.....	9
Staff Directory.....	10
Primary Media Outlets.....	11
Lodging/Dining.....	11
Getting to Greenville.....	12

## The University

East Carolina University.....	14
Chancellor.....	15
Athletics Leadership.....	16
Williams Arena at Minges Coliseum.....	17
The Smith-Williams Center.....	18
Strength & Conditioning.....	19
Athletic Training.....	19
Student Development.....	20

## Coaching Staff

Head Coach Joe Dooley.....	22
Dooley Versus All Opponents.....	24
Dooley Game-By-Game.....	25
What Others Are Saying.....	27
Assistant Coaches.....	28
Support Staff.....	31

## The Players

K.J. Davis.....	36
Isaac Fleming.....	37
Ty Foster.....	38

Jayden Gardner.....	38
Tae Hardy.....	38
Addison Hill.....	39
Seth LeDay.....	39
Justice Obasohan.....	40
Rico Quinton.....	40
Dimitrije Spasojevic.....	41
DeShaun Wade.....	41
Samson Strickland.....	41
Justin Whatley.....	42
John Whitley.....	42
Shawn Williams.....	43
Individual Game-By-Game Statistics.....	44
Career Stats Vs. 2018-19 Opponents.....	47

## Opponents

2018-19 Opponent Profiles.....	50
ECU Bests vs. American Opponents.....	56
Series Vs. All Opponents.....	58
Vs. The Conferences.....	60
All-time Series Results.....	62

## American Athletic Conference

American Athletic Conference.....	82
2017-18 Final Standings & Honors.....	83
Final Team Statistics.....	84
Final Individual Statistics.....	86
2018-19 Composite Schedule.....	88
2019 The American Championship.....	90

## Season Review

Season Notebook.....	92
Game-By-Game Results/Leaders.....	94
2017-18 Final Statistics.....	95
Miscellaneous Team Statistics.....	96
Points-Rebounds-Assists.....	97
Game-By-Game Team Statistics.....	98

Game-By-Game Opponent Statistics.....	99
Team and Individual Superlatives.....	100
Category Leaders.....	102

## Records

Team Single Game Records.....	104
Team Season Records.....	106
Scoring.....	108
Single-Game Scoring.....	109
Miscellaneous Scoring.....	110
Rebounding.....	111
Single-Game Rebounding.....	112
Offensive Rebounds.....	113
Double-Doubles.....	114
Field Goals.....	115
Free Throws.....	117
Three-Point Field Goals.....	119
Assists.....	120
Steals.....	121
Blocked Shots.....	122
Playing Experience.....	123
1,000-Point Club.....	125
Annual Statistical Leaders.....	132
Highest Scoring Games.....	135
Margins.....	136
Freshman Season Records.....	137
Records By Class.....	138
Minges Coliseum Attendance.....	139
Minges Coliseum Records.....	140
Opponent Records.....	142

## Honors

Previous Conference Honors.....	144
The American Accolades.....	145
Academic Honors.....	146

## Postseason

Postseason Tournament Results.....	148
Vs. Conference Tournament Opponents.....	149
Conference Tournament Game Records.....	150
1972 Southern Conference Champions.....	152
1993 CAA Champions.....	153
2013 CIT Champions.....	154

## History

ECU Basketball Timeline.....	156
Annual Team Records.....	158
Year-By-Year Team Statistics.....	160
All-Time Lettermen.....	162
All-Time Jersey Numbers.....	164
Coaching History.....	166
Incoming Transfer History.....	167
All-Time Starting Lineups.....	168
Year-By-Year Results.....	171
Overtime Games.....	186
Vs. AP Ranked Opponents.....	187
Record vs. Ranking.....	176
Preseason/Holiday Tournament Results.....	188
Comebacks.....	189
Winning Streaks.....	189
NCAA/Conference Statistical Leaders - Team.....	190
NCAA/Conference Statistical Leaders - Individual.....	191
Pirates in the NBA.....	192

The 2018-19 ECU Basketball Fact Book has been published by the ECU Department of Intercollegiate Athletics. Content and design coordination by the ECU Athletics Media Relations Office.

**Editor:**  
Jody Jones

**Cover Photography:**  
Rob Taylor

**Cover Design:**  
Provations Group  
(Nicholasville, Ky.)

**Photography:**  
Rob Goldberg, Fernando  
Medina, Ben Solomon,  
Rob Taylor, NBA

**Design/Layout:**  
Laura Doolittle,  
Provations Group  
(Nicholasville, Ky.)

**Printing:**  
Morgan Printers, Inc.  
(Greenville, N.C.)

# ECU®

**PLEASE CALL US "ECU"** While the official title of our institution is East Carolina University, we would appreciate your help in referring to us simply as ECU. Thank you for your assistance as we continue our rebranding efforts.

# General Information

General/Administration	
<b>Location:</b>	Greenville, N.C. 27858
<b>Founded:</b>	1907
<b>Enrollment:</b>	29,131
<b>Conference:</b>	American Athletic Conference
<b>Nickname:</b>	Pirates
<b>Colors:</b>	Purple (PMS #268) and Gold (PMS #109)
<b>Arena:</b>	Williams Arena at Mingos Coliseum (7,100)
<b>Chancellor:</b>	Dr. Cecil Staton (Furman, 1980)
<b>Acting Chief Operating Officer:</b>	Lee Workman (Tennessee Tech, 1983)
<b>Athletic Department Phone:</b>	(252) 737-4600
<b>Ticket Office Phone:</b>	(800) DIAL-ECU, (252) 328-2300

Program History	
<b>Seasons of Basketball:</b>	Entering 87th
<b>First Season of Basketball:</b>	1931-32
<b>All-Time Record:</b>	1,079-1,117
<b>Seasons of Division I Basketball:</b>	Entering 55th
<b>First Season Of Division I:</b>	1964-65
<b>Division I Record:</b>	678-841
<b>NCAA Tournament Appearances:</b>	2 (1972, '93)
<b>NIT Appearances:</b>	None
<b>CBI Appearances:</b>	None
<b>CIT Appearances:</b>	3 (2011, 2013 Champions, 2014)

Basketball Staff	
<b>Head Coach:</b>	Joe Dooley (George Washington, 1988)
<b>Record at ECU:</b>	57-52 (Fifth season)
<b>Overall Coaching Record:</b>	171-110 (10th season)
<b>Best Time To Contact Dooley:</b>	Weekday mornings (8 a.m. - 9 a.m.)
<b>Associate Head Coach:</b>	Raphael Chilliious (Lafayette, 1996)
<b>Assistant Head Coach:</b>	Steve Roccaforte (Lamar, 1989)
<b>Assistant Coach:</b>	Ken Potosnak (Randolph-Macon, 1990)
<b>Director of Operations:</b>	Kyle Robinson (Garnder-Webb, '03)
<b>Assistant Director of Operations:</b>	Derek DeMasi (Rhode Island, '11)
<b>Video Coordinator:</b>	Tyler Lewis (Butler, '17)
<b>Assoc. Athletic Trainer:</b>	Nate Clark (Lock Haven, '07)
<b>Asst. Strength &amp; Conditioning Coach:</b>	Vinnie Calautti (UMass, '12)
<b>Academic Coordinator:</b>	Jennifer Bonner (ECU, 1999)
<b>Basketball Office Phone:</b>	(252) 737-4592

Athletics Media Relations	
<b>Associate Director (Basketball Contact):</b>	Jody Jones
<b>Jones' Office Phone:</b>	(252) 737-4524
<b>Jones' Cell Phone:</b>	(252) 414-2019
<b>Jones' E-Mail:</b>	jonesjod@ecu.edu
<b>Assistant Athletics Director/Media Relations:</b>	Tom McClellan
<b>McClellan's Office Phone:</b>	(252) 737-1274
<b>McClellan's Cell Phone:</b>	(252) 414-0990
<b>McClellan E-Mail:</b>	mcclellant@ecu.edu
<b>Primary Office Phone:</b>	(252) 737-4522
<b>Office Fax:</b>	(252) 737-4528
<b>Mailing/Shipping Address:</b>	319 Ward Sports Medicine Bldg. Greenville, NC 27858
<b>Athletic Department Website:</b>	www.ECUPirates.com

Team Information	
<b>2017-18 Overall Record:</b>	10-20
<b>2017-18 American Athletic Conference Record/Finish:</b>	4-14/11th
<b>2018 American Basketball Championship Finish:</b>	First Round (0-1)
<b>2018 Postseason:</b>	None
<b>Starters Returning/Lost:</b>	2/3
<b>Lettermen Returning/Lost:</b>	8/7

Starters Returning									
No.	Player	Pos.	Ht.	Wt.	Cl.	GP/GS	PPG	RPG	
0	Isaac Fleming	G	6-4	195	Sr.	30/28	12.5	3.8	
32	Dimitrije Spasojevic	F	6-8	240	So.	30/25	6.1	4.0	

Starters Lost									
No.	Player	Pos.	Ht.	Wt.	Cl.	GP/GS	PPG	RPG	
15	Kentrell Barkley	G/F	6-5	205	Jr.	23/21	12.0	7.3	
21	B.J. Tyson	G	6-3	190	Sr.	30/30	14.9	4.3	
25	Jabari Craig	F	6-10	235	Sr.	22/22	5.3	6.0	

Others Returning									
No.	Player	Pos.	Ht.	Wt.	Cl.	GP/GS	PPG	RPG	
2	K.J. Davis	G	6-5	200	So.	26/1	3.1	2.3	
3	Seth LeDay*	F	6-7	215	Jr.	-	-	-	
13	Justin Whatley	F	6-8	240	So.	22/1	2.5	1.6	
24	John Whitley!	G	6-0	170	Jr.	3/0	0.7	0.3	
41	Addison Hill!	G	6-3	180	Sr.	6/0	0.0	0.5	
52	Justice Obasohan!	F/G	6-5	220	Sr.	8/0	1.6	1.1	
55	Shawn Williams	G	6-1	175	So.	30/14	12.4	1.6	

Newcomers									
No.	Player	Pos.	Ht.	Wt.	Cl.	Hometown			
1	Jayden Gardner	F	6-6	245	Fr.	Wake Forest, N.C.			
5	Tyler Foster	G	6-5	190	Fr.	Baltimore, Md.			
10	Tae Hardy	G	6-2	190	Fr.	Decatur, Ga.			
21	Samson Strickland!	F	6-5	210	Fr.	Wilson, N.C.			
22	DeShaun Wade	G	6-2	200	Fr.	Charlottesville, Va.			
23	Rico Quinton	F	6-9	240	Fr.	Newbern, Tenn.			

\* - Sat out the 2017-18 season in accordance with NCAA rules

! - Walk-on

Radio Information	
<b>Radio Network:</b>	Pirate IMG Sports Network
<b>Radio Contact:</b>	Meghan Heinchon
<b>IMG Phone Number:</b>	(252) 757-0707
<b>Play-By-Play Announcer:</b>	Jeff Charles
<b>Charles' Phone:</b>	(252) 341-9898
<b>Charles' E-Mail:</b>	piratevoiceecu@gmail.com
<b>Color Analyst:</b>	Si Seymour
<b>Seymour Phone:</b>	(252) 637-9378
<b>Seymour E-Mail:</b>	silasseymour@yahoo.com



# 2018-19 Schedule

Date	Day	Opponent	Location	TV	Time (EST)
NOV. 6	TUES.	DELAWARE STATE	GREENVILLE, N.C.	TBA	7:45 p.m.
NOV. 9	FRI.	JAMES MADISON	GREENVILLE, N.C.	TBA	7:45 p.m.
NOV. 11	SUN.	LAMAR	GREENVILLE, N.C.	TBA	4 p.m.
Nov. 16	Fri.	at Georgia Tech	Atlanta, Ga.	ACCNE	7:30 p.m.
NOV. 19	MON.	TEXAS-RIO GRANDE VALLEY	GREENVILLE, N.C.	TBA	7 p.m.
NOV. 21	WED.	PRAIRIE VIEW A&M	GREENVILLE, N.C.	TBA	7 p.m.
NOV. 24	SAT.	HIGH POINT	GREENVILLE, N.C.	TBA	5 p.m.
Nov. 27	Tues.	at UNCW	Wilmington, N.C.	TBA	7 p.m.
NOV. 30	FRI.	APPALACHIAN STATE	GREENVILLE, N.C.	TBA	7 p.m.
DEC. 2	SUN.	MARYLAND-EASTERN SHORE	GREENVILLE, N.C.	TBA	4 p.m.
Dec. 18	Tues.	at Charlotte	Charlotte, N.C.	TBA	TBA
DEC. 28	FRI.	NORTH CAROLINA A&T	GREENVILLE, N.C.	TBA	7 p.m.

## ■ American Athletic Conference Schedule

Jan. 2	Wed.	at SMU	Dallas, Texas	ESPN3	8 p.m.
JAN. 5	SAT.	CINCINNATI	GREENVILLE, N.C.	CBSSN	1 p.m.
Jan. 10	Thurs.	at Memphis	Memphis, Tenn.	E-FLEX	9 p.m.
Jan. 13	Sun.	at UCF	Orlando, Fla.	ESPNU	4 p.m.
JAN. 16	WED.	TEMPLE	GREENVILLE, N.C.	ESPN3	7 p.m.
Jan. 23	Wed.	at Houston	Houston, Texas	ESPN3	8 p.m.
JAN. 26	SAT.	USF	GREENVILLE, N.C.	ESPNU	4 p.m.
JAN. 31	THURS.	TULANE	GREENVILLE, N.C.	E-FLEX	7 p.m.
Feb. 3	Sun.	at UConn	Hartford, Conn.	ESPNEWS	2 p.m.
FEB. 6	WED.	WICHITA STATE	GREENVILLE, N.C.	ESPNEWS	7 p.m.
Feb. 10	Sun.	at USF	Tampa, Fla.	ESPN3	5:30 p.m.
FEB. 13	WED.	MEMPHIS	GREENVILLE, N.C.	ESPN3	7 p.m.
FEB. 17	SUN.	TULSA	GREENVILLE, N.C.	ESPN3	2 p.m.
Feb. 23	Sat.	at Tulane	New Orleans, La.	E-FLEX	8 p.m.
FEB. 27	WED.	HOUSTON	GREENVILLE, N.C.	ESPN3	7 p.m.
March 3	Sun.	at Tulsa	Tulsa, Okla.	ESPNU	4 p.m.
March 5	Tues.	at Wichita State	Wichita, Kan.	CBSSN	9 p.m.
MARCH 10	SUN.	UCONN	GREENVILLE, N.C.	ESPNU	2 p.m.

## ■ 2019 American Athletic Conference Basketball Championship (FedExForum)

March 14	Thurs.	First Round	Memphis, Tenn.	E-FLEX	TBD
March 15	Fri.	Quarterfinals	Memphis, Tenn.	E-FLEX	TBD
March 16	Sat.	Semifinals	Memphis, Tenn.	E-FLEX	TBD
March 17	Sun.	Championship	Memphis, Tenn.	E-FLEX	TBD

Home games in **BOLD CAPS**

All times listed EST are tentative and subject to change

AA - American Athletic Conference games

CBSSN - CBS Sports Network

E-FLEX - ESPN network designation to be determined

ACCNE - ACC Network Extra

# Photo Roster



**0** Isaac FLEMING  
G•6-4•195•Sr.  
Wilmington, Del.



**1** Jayden GARDNER  
F•6-6•245•Fr.  
Wake Forest, N.C.



**2** K.J. DAVIS  
G•6-5•200•Jr.  
Portsmouth, Va.




**3** Seth LEDAY  
G•6-7•215•So.  
Dallas, Texas



**5** Tyler FOSTER  
G•6-5•190•Fr.  
Baltimore, Md.



**10** Tae HARDY  
G•6-2•190•Fr.  
Ellenwood, Ga.



**13** Justin WHATLEY  
F•6-8•240•So.  
Chesapeake, Va.




**21** Samson STRICKLAND  
F•6-5•210•Fr.  
Wilson, N.C.



**22** DeShaun WADE  
G•6-2•200•Fr.  
Virginia Beach, Va.



**23** Rico QUINTON  
F•6-9•240•Fr.  
Newbern, Tenn.



**24** John WHITLEY  
G•6-0•170•Jr.  
Washington, N.C.



**32** Dimitrije SPASOJEVIC  
F•6-8•240•So.  
Vrsac, Serbia



**41** Addison HILL  
G•6-3•180•Sr.  
Winterville, N.C.



**52** Justice OBASOHAN  
G/F•6-5•220•Sr.  
Wallace, N.C.



**55** Shawn WILLIAMS  
G•6-1•175•So.  
Little Rock, Ark.



Head Coach  
Joe DOOLEY



Associate Head Coach  
Raphael CHILLIOUX



Assistant Head Coach  
Steve ROCCAFORTE



Assistant Coach  
Ken POTOSNAK



Director of Basketball  
Operations  
Kyle ROBINSON

# 2018-19 Roster

## Numerical Roster

No.	Name	Pos.	Ht.	Wt.	Cl-Exp.	Hometown (Previous School)
0	Isaac Fleming	G	6-4	195	Sr.-1L	Wilmington, Del. (University of Hawaii)
1	Jayden Gardner	F	6-6	245	Fr.-HS	Wake Forest, N.C. (Heritage High School)
2	K.J. Davis	G	6-5	200	So.-1L	Portsmouth, Va. (I.C. Norcom High School)
3	Seth LeDay	G	6-7	215	Jr.-TR	Dallas, Texas (Virginia Tech)
5	Tyler Foster	G	6-5	190	Fr.-HS	Baltimore, Md. (Mount Zion Prep)
10	Tae Hardy	G	6-2	190	Fr.-HS	Decatur, Ga. (Believe Sports [Tenn.] Academy)
13	Justin Whatley	F	6-8	240	So.-1L	Chesapeake, Va. (Oscar Smith High School)
21	Samson Strickland	F	6-5	210	Fr.-HS	Wilson, N.C. (Washington Academy)
22	DeShaun Wade	G	6-2	200	Fr.-HS	Charlottesville, Va. (The Miller School)
23	Rico Quinton	F	6-9	240	Fr.-HS	Newbern, Tenn. (Dyer County High School)
24	John Whitley	G	6-0	170	Jr.-2L	Washington, N.C. (Moravian Prep)
32	Dimitrije Spasojevic	F	6-8	240	So.-1L	Vrsac, Serbia (Gimnazija Cacak)
41	Addison Hill	G	6-3	180	Sr.-2L	Winterville, N.C. (South Central High School)
52	Justice Obasohan	F/G	6-5	220	Sr.-3L	Wallace, N.C. (N.C. School of Math & Science)
55	Shawn Williams	G	6-1	175	So.-1L	Little Rock, Ark. (Maumelle High School)

## Alphabetical Roster

No.	Name	Pos.	Ht.	Wt.	Cl-Exp.	Hometown (Previous School)
2	K.J. Davis	G	6-5	200	So.-1L	Portsmouth, Va. (I.C. Norcom High School)
0	Isaac Fleming	G	6-4	200	Sr.-1L	Wilmington, Del. (University of Hawaii)
5	Tyler Foster	G	6-5	190	Fr.-HS	Baltimore, Md. (Mount Zion Prep)
1	Jayden Gardner	F	6-6	245	Fr.-HS	Wake Forest, N.C. (Heritage High School)
10	Tae Hardy	G	6-2	190	Fr.-HS	Decatur, Ga. (Believe Sports [Tenn.] Academy)
41	Addison Hill	G	6-3	180	Sr.-2L	Winterville, N.C. (South Central High School)
3	Seth LeDay	G	6-7	215	Jr.-TR	Dallas, Texas (Virginia Tech)
52	Justice Obasohan	F/G	6-5	220	Sr.-3L	Wallace, N.C. (N.C. School of Math & Science)
23	Rico Quinton	F	6-9	240	Fr.-HS	Newbern, Tenn. (Dyer County High School)
32	Dimitrije Spasojevic	F	6-8	240	So.-1L	Vrsac, Serbia (Gimnazija Cacak)
21	Samson Strickland	F	6-5	210	Fr.-HS	Wilson, N.C. (Washington Academy)
22	DeShaun Wade	G	6-2	200	Fr.-HS	Charlottesville, Va. (The Miller School)
13	Justin Whatley	F	6-8	240	So.-1L	Chesapeake, Va. (Oscar Smith High School)
24	John Whitley	G	6-0	170	Jr.-2L	Washington, N.C. (Moravian Prep)
55	Shawn Williams	G	6-1	175	So.-1L	Little Rock, Ark. (Maumelle High School)

**Head Coach:** Joe Dooley (*George Washington, 1988; Fifth season at ECU*)

**Associate Head Coach:** Raphael Chilliious (*Lafayette, 1996*)

**Assistant Head Coach:** Steve Roccaforte (*Lamar, 1989*)

**Assistant Coach:** Ken Potosnak (*Randolph-Macon, 1990*)

**Director of Basketball Operations:** Kyle Robinson (*Gardner-Webb, '03*)

**Asst. Director of Basketball Operations:** Derek DeMasi (*Rhode Island, '11*)

**Video Coordinator:** Tyler Lewis (*Butler, '17*)

**Athletic Trainer:** Nate Clark (*Lock Haven, '01*)

**Strength & Conditioning Coach:** Vinnie Calautti (*UMass, '12*)

**Graduate Assistant Manager:** Robby Lund, Justin Miller

**Student Managers:** Joe Adgate, Ian Jones, Jake Kelly,

Evans Umstead, Matt White, Jordan Woods

## PRONUNCIATION GUIDE

Raphael Chilliious.....	(Raphael CHILLY-us)
Ken Potosnak.....	(Ken Po-toz-knack)
Justice Obasohan.....	(Oh-baa-so-hahn)
Steve Roccaforte.....	(Rock-ah-fort)
Dimitrije Spasojevic.....	(DEE-Me-Tree-A SPA-see-EV-itch)



# Preseason Notebook

## ■ Dooley Takes Over Again

- Coach Joe Dooley returned to take over the ECU program for a second time in April after five seasons at Florida Gulf Coast. Dooley served as the Pirates' head coach from 1995-99 and compiled a 57-52 ledger during his four-year tenure.
- Dooley spent a total of eight years during his previous stint at ECU, serving as the top assistant coach to Eddie Payne from 1991-95 before being promoted to head coach following Payne's departure.
- He won more games (44) in his first three years at the helm of the program than any of his predecessors. In 1996-97, he led the Pirates to their only top-3 finish during their 15-year membership in the Colonial Athletic Association (CAA), tying for third with a 9-7 record.

## ■ Coaching Staff Additions

- Coach Joe Dooley added four new members and retained two others to make up his 2018-19 coaching staff. Raphael Chilliou and Steve Roccaforte joined the program as coaches while Tyler Lewis and Derek DeMasi signed on as support staff members. Ken Potosnak and Kyle Robinson were retained from the previous regime.
- Chilliou will serve as the Pirates' associate head coach after spending the previous season in the same capacity at UConn following seven years at Washington and one at Villanova.
- Roccaforte was named assistant head coach/recruiting coordinator in July after four years at Virginia Tech, serving as associate head coach during the 2017-18 season. Prior to going to Blacksburg, Roccaforte was the head coach at Lamar as well as an assistant at Centenary, Memphis, Tulane, USF and Wyoming.
- Lewis, former guard at NC State and Butler, spent one year as the director of recruiting at Furman before joining the Pirates' program, while DeMasi was the assistant video coordinator for Dooley at Florida Gulf Coast in 2017-18.

## ■ Roster Breakdown

- The Pirates' 2017-18 roster features 15 players (11 scholarship student-athletes) from eight states and one foreign country (Serbia).
- Five Pirates are native North Carolinians, while an additional six hail from eastern seaboard states (Delaware, Georgia, Maryland, Virginia).
- ECU has three seniors (one on scholarship), two juniors (one scholarship), four sophomores, six true freshmen (one walk-on).
- Eight Pirates are listed between 6-foot-4 and 6-foot-7, while three are listed at 6-foot-8 or taller and four at 6-foot-3 or smaller.
- Forward Seth LeDay is eligible to play this season after sitting out the 2017-18 campaign in accordance with NCAA rules.
- The Pirates welcome six freshmen to their 2018-19 roster. The group is comprised of guards Tyler Foster, Tae Hardy and DeShaun Wade along with forwards Jayden Gardner, Rico Quinton and Samson Strickland.
- Senior Isaac Fleming and junior Seth LeDay are the only scholarship upperclassmen on the 2018-19 roster.
- There are a total of five upperclassmen on the team, but seniors Addison Hill and Justice Obasohan along with junior John Whitley are all walk-ons.

## WHAT RETURNS?

### TEAM STATISTICS

Stat	17-18	Returning	Lost	%Return
<b>Points</b>	1993	1079	914	45.9
<b>Field Goals</b>	741	256	485	34.5
<b>3-Point FGs</b>	182	112	70	61.5
<b>Free Throws</b>	329	161	168	48.9
<b>Rebounds</b>	1020	535	485	52.4
<b>Assists</b>	388	235	153	60.1
<b>Blocked Shots</b>	93	39	54	41.9
<b>Steals</b>	148	79	69	53.4
<b>Minutes</b>	6075	3851	2224	63.3
<b>Starts</b>	150	69	81	46.0

### INDIVIDUAL STAT LEADERS

Category	Leader	#/.Pct
<b>Scoring</b>	Isaac Fleming	12.5
<b>Field Goals Made</b>	Isaac Fleming	144
<b>Field Goal Percentage</b>	Dimitrije Spasojevic	.566
<b>3-Pt. Field Goals</b>	Shawn Williams*	72
<b>3-Pt. FG Percentage</b>	Shawn Williams*	.367
<b>Free Throws Made</b>	Shawn Williams	65
<b>Free Throw Percentage</b>	Shawn Williams	.878
<b>Rebounding</b>	Dimitrije Spasojevic	4.0
<b>Assists</b>	Isaac Fleming*	4.8
<b>Blocked Shots</b>	Dimitrije Spasojevic	0.4
<b>Steals</b>	Isaac Fleming*	1.2
<b>Minutes</b>	Isaac Fleming	32.1

\* - Team leader in 2017-18


## ■ Fleming Atop The American Distribution Leaders

- Isaac Fleming leads all returning American Athletic Conference players in assists after distributing an average of 4.8 per game as a junior. He ranked second only to Wichita State's Landry Shamet, who posted a league-best 5.2 assists per game. Fleming topped The American with four double-digit assist games a year ago.

## ■ Williams' Shooting Improves In League Play

- After shooting just 31.5 percent outside the arc during non-conference play, Shawn Williams found his groove in league play and shot 38.7 percent from 3-point range. In the final nine games of the season, Williams connected on 43.8 percent of his 3-point attempts (32-of-73). He finished the year ranked 11th overall in The American in 3-point field goal percentage (.367) as well as conference only games.
- Williams finished second in The American with 3.1 3s per game during conference play behind Houston's Cory Davis, who is returning for his senior season in 2018-19. He ranked third overall with 2.4 triples per game behind Davis (2.9) and Landry Shamet (2.6). During the final 13 games of the year, Williams averaged 3.5 3-point field goals per game.

# Media Information



# Media Information

## ■ Credential Requests

Credentials for ECU home basketball games are for working media only and are issued on a priority basis. Credentials should be requested as early as possible. Credential requests should be made through the ECU Athletics Media Relations Office no later than 48 hours in advance of a game via e-mail and directed to ECU Associate Director of Athletics Media Relations Jody Jones ([jonesjod@ecu.edu](mailto:jonesjod@ecu.edu)). Spouses, dates and non-workers are not permitted along press row. Credentials will be left at the Will-Call window at the front of Minges Coliseum.

The ECU Athletics Media Relations office reserves the right to revoke or deny working media credentials to any individual or organization at any time for any reason. All credentials are property of ECU and must be surrendered upon requests. Any requests placed less than 24 hours prior to the game may not be honored.

## ■ Photographers

Photographer credentials are limited. Accredited photographers may work along the baseline at either end of the court in the designated areas. No photographer will be allowed to shoot in front of the scorer's table, press row, behind the team benches or from the stands. The platform atop the south side of Williams Arena is reserved exclusively for team videographers and network television cameras. Photographers must be sitting or kneeling in the end zone areas at all times.

### ECU ATHLETICS MEDIA RELATIONS OFFICE



**Tom McClellan**  
Assistant Athletics  
Director/Media Relations



**Malcolm Gray**  
Director of Athletics  
Media Relations



**Jody Jones**  
Associate Director of  
Athletics Media Relations



**Pat McGlynn**  
Assistant Director of  
Athletics Media Relations



**Chip Welch**  
Assistant Director of  
Athletics Media Relations



**Brenda Perkins**  
Athletics Media Relations  
Administrative Assistant

#### Key Phone Numbers (Area Code 252)

Media Relations	737-4522
Basketball Office	737-4592
Athletic Director's Office	737-4502
Ticket Office	737-4500
Area Press Row	215-9203

#### Standard/Overnight

##### Mailing Address

Media Relations Office  
319 Ward Sports Medicine Building  
East Carolina University  
Greenville, NC 27858

### Follow the Pirates Online



**Website**  
[ECUPirates.com](http://ECUPirates.com)



**Facebook**  
[ECUAthletics](https://www.facebook.com/ECUAthletics)



**Twitter**  
[@ECUAthletics](https://twitter.com/ECUAthletics)



**Instagram**  
[ecuathletics](https://www.instagram.com/ecuathletics)



**YouTube**  
[ECUAthletics](https://www.youtube.com/ECUAthletics)

## ■ Covering Practice

ECU practices are CLOSED the media and public. Media desiring to conduct coach or player interviews should contact the ECU Athletics Media Relations at least 24 hours in advance. Photographers are allowed to shoot a predetermined portion at the beginning of each practice. Pirate coaches and student-athletes will be available for interviews prior to the start of practice the day before home games, and the day prior to traveling for away games.

## ■ Parking

Media parking is located in the lower Minges lot. Entry to the lot is off Charles St. and onto Ficklen Drive. Parking is on a first-come, first-serve basis, and no passes are required to park in this lot.

## ■ Game Services

Pregame statistics, game notes and roster cards are provided prior to tip-off. A play-by-play and final statistics are included in the postgame booklets. Complete stat books will be available to media after the completion of each contest. Statistical monitors will be provided to television and radio broadcasts based on availability.

## ■ Wireless Internet

Wireless internet access is available inside the arena and the interview room. An access code is required and can be obtained from a member of the ECU Athletics Media Relations staff. Press row, which is located at the top of section 213, is also equipped with high speed ethernet cables.

## ■ Postgame Interviews

At home games, all postgame interviews will be conducted in the interview room located in the hallway behind sections 112-114. A mult-box is available. Each head coach and designated players will be brought into this area following a customary 10-minute cooling off period. The ECU locker room is closed.

## ■ Real-Time Internet Policy

The ECU Department of Athletics retains the rights to the distribution of play-by-play, statistical material and photographs of ECU basketball during and following game action, just as it retains the rights to the video and audio description of game action. All rights to the dissemination of audio, video and real-time material is granted on a contractual basis only. Failure to abide by these restrictions may result in the revocation of press credentials.

## ■ [ecupirates.com](http://ecupirates.com)

ECU's official athletic website is [ECUPirates.com](http://ECUPirates.com), which features the 2018-19 team fact book, statistics, game notes, roster, schedule, past season archives and other information. Video highlights as well as pre-practice and postgame interviews are posted to the site.

## ■ Visiting Radio

Radio network right-holders for opposing teams are provided three seats along the scorer's table directly next to the visiting team bench. A stat monitor is available and printed stats will be provided at halftime and at the conclusion of each game. ECU provides an ISDN line and analog line at no charge.

## ■ Injury Reports

Per university policy, athletic training room personnel are not allowed to publicly comment on player injuries. All requests for player injury reports should be directed to the Athletics Media Relations office. Federal policy (HIPAA) prohibits information other than listing the injured "body part" and "game status" from being released.



# Pirate IMG Sports Network

## ■ 100,000-Watt Flagship Steers Pirate IMG Radio Network

The ECU Athletics Department and IMG College, the multimedia rights-holder for Pirate Athletics, are in the 11th year of a partnership with 107.9 WNCT-FM, the 100,000-watt flagship station for the Pirate IMG Radio Network.

WNCT-FM's powerful signal provides expanded coverage for ECU sports, extending to Raleigh (to the west), southern Virginia (to the north) and up and down the North Carolina coastline.

The ECU Department of Athletics and IMG College, the national leader in the collegiate sports marketing industry, entered into an agreement during the spring of 2006 that provides the company with the exclusive multimedia rights to Pirate Athletics.

The partnership, which now runs through 2023 and continues to guarantee the university an annual rights fee plus additional considerations based upon revenue generated by IMG College, encompasses all sales and marketing opportunities associated with ECU sports, including radio and television programming, game programs and other athletics publications, signage in all campus athletic venues, and at-event corporate promotions and hospitality functions.

ECU is one of an impressive group of more than 70 Division I member institutions and conferences, as well as the NCAA and other leading national organizations that are aligned with IMG College, the leading multimedia, marketing and licensing/brand management company in America. Headquartered in Winston-Salem, N.C., IMG College employs more than 700 people in nearly 100 offices throughout the U.S.

## ■ Pirate Basketball On The Radio

Pirate Basketball may be heard throughout North Carolina as well as portions of South Carolina and Virginia via the Pirate IMG Radio Network.

Jeff Charles is in his 31st year handling the play-by-play duties on the network after previously serving in the same capacity at Virginia Tech, Illinois, and Furman prior to becoming the "Voice of the Pirates." The two-time North Carolina Sportscaster-of-the-Year also served as sports director at WSB in Atlanta where he was the night-time host of a sports talk show heard throughout 38 states and Canada on the 50,000-watt clear channel station. He resides with his wife, Debbie, in Farmville.

Joining Charles for his 21st season on the broadcast is Si Seymour. The Elizabeth City native served as head basketball coach at Craven Community College in New Bern for 17 years and was four times named Region X Coach of the Year. An ECU graduate, Seymour resides in New Bern with wife, Vanita. The couple has two grown sons and four grandchildren.

# IMG



*The 2018-19 Pirate IMG Radio Network broadcast team: Jeff Charles and Si Seymour*

## ■ The Joe Dooley Radio Call-In Show

The Joe Dooley Radio Call-In Show hosted by "Voice of the Pirates" Jeff Charles originates live each Monday night (6 p.m.) from Logan's Roadhouse on Greenville Blvd. in Greenville. The show airs locally on 94.3 FM The Game with the coach fielding questions from both callers and members of the audience. The show is also available online via the TuneIn app and on [www.ECUPirates.com](http://www.ECUPirates.com) (Watch/Listen menu on top row).

### 2018-19 PIRATE IMG RADIO NETWORK AFFILIATES

Greenville - *WNCT (107.9 FM)	Hamlet - WKDX (1250 AM)
Greenville - WRHD (94.3 FM)	Roanoke Rapids - WCBT (1230 AM)
Elizabeth City - WGAI (560 AM)	Roanoke Rapids - WCBT (102.7 FM)
Fayetteville - WFAY (100.1 FM)	Williamston - WIAM (900 AM)
Fayetteville - WFAY (1230 AM)	* - <i>flagship station</i>

## ■ The Joe Dooley Show

ECU Head Coach Joe Dooley and "Voice of the Pirates" Jeff Charles record a 30-minute weekly television show that takes viewers inside Pirate basketball. Produced by Director of Video Production Brian Meador, the show airs each Sunday on local CBS affiliate WNCT, the television flagship station of the Pirates, and CW affiliate ENCT at 11:30 a.m. The show also airs Thursdays at 8:00 p.m. on ECN-Suddenlink 25 and is available regionally each Monday at 10 p.m. on the Mid-Atlantic Sports Network (MASN).

## PIRATE IMG SPORTS MARKETING STAFF DIRECTORY

**IMG**  
sports • entertainment • media

**(252) 757-0707**



**Meghan Heinchon**  
General Manager



**Matt Riley**  
Senior Account Executive



**Zach Smeltzer**  
Senior Account Executive



**Olivia Hartjen**  
Partner Services Coordinator

# Staff Directory

Key Athletics Phone Listings (AC 252/737 Prefix unless otherwise noted)

## Administrative Staff

**DAVE HART**, *Special Advisor to the Chancellor for Athletics* 4502

**LEE WORKMAN**, *Acting Chief Operating Officer* 4502

Jackie Daniels, *Mailroom/Copy Clerk*

Jeanne LeBlanc-Lecce, *Administrative Support Associate*

Vickie Revels Matthews, *Executive Assistant/Director of Athletics*

## External Staff

**TBA**, *Associate AD/Marketing & Fan Engagement* 4530

Justin Behr, *Assistant Director of Marketing & Fan Engagement*

Susie Glynn, *Cheerleading Head Coach*

Kristin Jeffries, *Dance Team Head Coach*

Brian Meador, *Director of Video Production*

Sonni Minton, *Trademark Licensing Coordinator*

Bill Staub, *Director of Athletic Bands*

Steve Uhlmann, *Director of Creative Services*

Eric Ward, *Director of Athletics Marketing & Fan Engagement*

**TOM MCCLELLAN**, *Assistant AD/Media Relations* 4522

Malcolm Gray, *Director of Athletics Media Relations*

Jody Jones, *Associate Director of Athletics Media Relations*

Pat McGlynn, *Assistant Director of Athletics Media Relations*

Brenda Perkins, *Administrative Support Associate*

Chip Welch, *Assistant Director of Athletics Media Relations*

**PHILLIP WOOD**, *Senior Associate AD/Pirate Club* 4540

Chase Blake, *Assistant Director of Development*

LaTrenda Britt, *Administrative Support Associate*

Sarita Cawiezell, *Administrative Support Associate*

Will Chriscoe, *Assistant Athletics Director/Major Gifts*

Austin Collard, *Assistant Director of Development*

Mark Hessert, *Associate Athletics Director/Associate Executive Director*

Matt Maloney, *Assistant Athletics Director/Major Gifts*

Drew Moeller, *Associate Director of Development*

Will Nowadly, *Director of Strategic Communications*

Molly Pierce, *Business Officer*

Beth Rose, *Data Entry Specialist*

**SCOTT LANE**, *Associate AD/Ticket Sales & Services* 4500

Ashley Droze, *Assistant Director of Ticket Services*

Jason Steinberg, *Director of Ticket Services*

Shanna Wentzler, *Associate Director of Ticket Services*

Brad Drummond, *IMG Learfield (General Manager/Ticket Sales)*

Chase Longs, *IMG Learfield (Account Executive, Ticket Services)*

Joe Mayancsik, *IMG Learfield (Account Executive, Ticket Sales)*

**GREG PIERCE**, *Assistant AD/Video Services* 7546

Kyle Gaskins, *Assistant Coordinator of Football Video Operations*

Addison Harvey, *Coordinator of Football Video Operations*

Sam Saunders, *Director of Technology*

Brandon Smith, *Assistant Director of Video Services*

## Internal Staff

**LEE WORKMAN**, *Senior Associate AD/Administration/CFO* 4530

Angie Lower, *Human Resources Coordinator*

**STEPHANIE COLEMAN**, *Asst. Vice Chancellor/Operations & Compliance Mgmt.* 4507

Barry Brickman, *Director of Athletic Business*

Jamie Charles, *Accounting Technician*

Gloria Gorham, *Administrative Support Specialist*

Sherri Parmelee, *Administrative Support Specialist*

Darlene Perry, *Administrative Support Specialist*

Brittany Stockstill, *Accountant*

Kimberly Tripp, *Accountant*

Sheri Whitfield, *Accounting Manager*

**JAMIE JOHNSON**, *Senior Associate AD/Compliance* 4515

Kristy Ashley, *Assistant Director of Compliance*

Cheri Hodges, *Director of Compliance*

John King, *Assistant Director of Compliance*

**STEVEN HINRICHS**, *Director of Athletic Equipment* 4602

Tyler Wray, *Assistant Equipment Manager*

Kayla Modahl, *Assistant Equipment Manager*

**J.J. McLAMB**, *Senior Associate AD/Internal Operations* 4694

Kellen Altman, *Director of Internal Operations and Facilities*

Kim Matthews, *Travel Coordinator*

Dr. Gary Overton, *Assistant AD/Game Operations-Facilities*

Joey Perry, *Director of Athletic Grounds*

Emily Rudis, *Operations Assistant*

Shawn Schaefer, *Assistant Director of Operations*

Allen Schley, *Assistant Turf Grass Manager*

**MIKE HANLEY**, *Senior Associate AD/Student Services* 4603

Krista Carano, *Associate Athletic Trainer*

Nate Clark, *Associate Athletic Trainer*

Michael Guerdan, *Assistant Athletic Trainer*

Lannie Hales, *Assistant Athletic Trainer*

Jake Moore, *Head Football Athletic Trainer*

Kassy Mosley, *Assistant Athletic Trainer*

Danielle Morrin, *Director of Life Skills/Community Service Liaison*

Daniele Petty, *Assistant Athletic Trainer*

Gwyn Smith, *Athletic Insurance Coordinator*

Karen Stuart, *Assistant Athletic Trainer*

Zac Womack, *Head Athletic Trainer*

**JEFF CONNORS**, *Assistant AD/Strength & Conditioning* 1331

Vinnie Calautti, *Assistant Strength & Conditioning Coach*

Lauren Collier, *Assistant Strength & Conditioning Coach*

Brandon Golden, *Assistant Strength & Conditioning Coach*

De'Vaughn Gordon, *Assistant Strength & Conditioning Coach*

**DR. CAL CHRISTIAN**, *Faculty Athletics Representative* 4513

**NITA BOYCE**, *Assistant AD/Student Development* 4550

Jennifer Bonner, *Assistant Director of Student Development*

Cheryl Bright, *Administrative Associate*

Kristen Cooney, *Academic Coordinator*

Carlester Crumpler, *Academic Coordinator*

Ashleigh Hayes, *Academic Coordinator*

Whitney Kimble, *Learning Specialist*

Brian O'Hara, *Assistant Director of Student Development*

Kathy Pittman, *Administrative Associate*

Rebecca Wade, *Academic Coordinator*

Josh Williams, *Academic Coordinator*

## Head Coaches

**AMANDA BARNES MOORE**, *Women's Lacrosse* ..... 5360

**JASON HAMILTON**, *Women's Soccer* ..... 1427

**SUSIE GLYNN**, *Cheerleading* ..... 4510

**CLIFF GODWIN**, *Baseball* ..... 1985

**SHAWN HEINCHON**, *Men's Tennis* ..... 1421

**KRISTIN JEFFRIES**, *Dance* ..... 4512

**CURT KRAFT**, *Track & Field/Cross Country* ..... 1417

**MATT JABS**, *Swimming & Diving* ..... 4608

**JOE DOOLEY**, *Men's Basketball* ..... 4592

**HEATHER MACY**, *Women's Basketball* ..... 4586

**SCOTTIE MONTGOMERY**, *Football* ..... 4570

**TOM MORRIS**, *Women's Tennis* ..... 1422

**COURTNEY OLIVER**, *Softball* ..... 1428

**ANDREW SAPP**, *Men's Golf* ..... 1424

**JULIE TORBETT**, *Volleyball/Interim SWA* ..... 1425

**KEVIN WILLIAMS**, *Women's Golf* ..... 1423

# Primary Media Outlets

## Beat Writers

<b>Ronnie Woodward</b> , Greenville Daily Reflector (rwoodward@reflector.com, @RonnieWTI)	C: 919-632-1878
<b>Sean Finnerty</b> , Washington Daily News (sean.finnerty@thewashingtondailynews.com, @SeanFinnerty8)	O: 252-946-2144
<b>Jordan Honeycutt</b> , New Bern Sun-Journal (jordan.honeycutt@newbernsj.com, @MMJKaiJones)	O: 252-635-5670
<b>Kai Jones</b> , Kinston Free Press (kjones@kinston.com, @JuniousSmithIII)	O: 252-559-1078
<b>Rick Scoppe</b> , Jacksonville Daily News (rick.scoppe@jdnnews.com, @JDNSports)	O: 910-353-1171
<b>Justin Hayes</b> , Goldsboro News Argus (sports@newsargus.com, @newsargussports)	O: 919-739-7842
<b>Paul Durham</b> , Wilson Times (paul@wilsontimes.com, @PDSports)	C: 252-230-8059
<b>Al Myatt</b> , Bonesville Media (almyatt2004@yahoo.com, @almyatt2010)	C: 910-890-2094
<b>Brett Friedlander</b> , North State Journal (asouthernfried04@aol.com, @BFriedACC)	C: 910-890-2094
<b>The East Carolinian</b> , campus (www.theeastcarolinian.com, @TEC_Newspaper)	O: 252-328-6366

## Online

<b>Stephen Igooe</b> , Hoist The Colours/247Sports (igoes10@gmail.com, @Stephen_HTC)	C: 252-531-1836
<b>Mark Lindsay</b> , Pirate Illustrated/Rivals (mark@pirateillustrated.com)	C: 252-916-8019

## Wire Services

<b>Aaron Beard</b> , Associated Press (abeard@ap.org, @AaronBeardAP)	C: 919-612-7628
<b>Joedy McCreary</b> , Associated Press (jmccreary@ap.org, @JoedyAP)	C: 919-630-3309

## Radio

<b>Jeff Charles (play-by-play)</b> , Pirate IMG Sports Network (piratevoiceecu@gmail.com)	C: 252-341-9898
<b>Troy Dreyfus</b> , Pirate Radio 1250 (troy@pirateradio1250.com, @pirateradio1250)	C: 252-531-9898
<b>Patrick Johnson</b> , 94.3 The Game (patrick@ibxmedia.com, 943TheGame)	O: 252-355-2234

## Television

<b>Brian Bailey</b> , WNCT-TV/CBS (bailey@wnct.com, @bbaileywnct)	C: 252-327-9000
<b>Brian North</b> , WCTI-TV/ABC (bnorth@wcti12.com, @BrianNorth4)	C: 252-259-9629
<b>Billy Weaver</b> , WITN-TV/NBC (billy.weaver@witntv.com, @billyweaver14)	C: 252-531-5666

## Conference

<b>Mike Gambardella</b> , American Athletic Conference (mgambardella@theamerican.org, @American_MBB)	O: 401-453-0660
---	-----------------

# Lodging, Dining & Transportation

## Greenville Hotels/Motels

Baymont Inn and Suites	(252) 364-8980
Best Western Suites	(252) 752-2378
Candlewood Suites	(252) 317-3000
Comfort Inn	(252) 355-0070
Courtyard by Marriott	(252) 329-2900
Days Inn	(252) 752-0214
East Carolina Inn	(252) 752-2122
Hampton Inn	(252) 355-7474
Quality Inn	(252) 758-5544
Hilton Greenville	(252) 355-5000
Holiday Inn Greenville	(252) 754-8300
Holiday Inn Express	(252) 754-8300
Microtel Inn & Suites	(252) 758-7282
Residence Inn by Marriott	(252) 364-8999
Wingate Inn	(252) 355-4283

## Recommended Greenville Restaurants

A Tavola Market Café	(252) 321-5533
A.J. McMurphy's	(252) 355-7956
Bad Daddy's Burger Bar	(252) 756-5384
Basil's Restaurant & Pizzeria	(252) 353-5800
Bonefish Grill	(252) 754-0761
Buffalo Wild Wings	(252) 758-9191
Café Duo	(252) 439-2235
Carolina Ale House	(252) 317-0005
Cheddar's	(252) 321-1002
Chicos	(252) 757-1666
Chili's	(252) 355-7449
Chipotle Mexican Grill	(252) 558-1138
Christy's Euro Pub	(252) 758-2774
CPW's	(252) 757-7756
Crossbones Tavern	(252) 689-6199
Cubbies	(252) 752-6497

Dickinson Avenue Public House	(252) 689-6388
East Coast Wings & Grill	(252) 752-9464
Fajitas	(252) 353-8700
Fire American Tavern	(252) 565-7333
Five Guys	(252) 364-1071
Ford + Shep	(252) 689-6853
GK Café	(252) 752-7662
Golden Corral	(252) 756-4412
Hibachi Grill & Buffet	(252) 321-8882
Jack Brown's	(252) 689-6827
Kickback Jack's	(252) 329-0400
Logan's Roadhouse	(252) 439-4313
Longhorn Steakhouse	(252) 830-6100
Luna Pizza Café	(252) 751-0900
Mayflower Seafood	(252) 321-6188
McAllister's Deli	(252) 353-8000
Mellow Mushroom	(252) 565-8220
Mi Cabana	(252) 931-9566
Moe's Southwest Grill	(252) 752-6637
Nino's Cucina Italiana	(252) 689-6446
Noodles and Company	(252) 756-6735
Olive Garden	(252) 321-7498
Outback Steakhouse	(252) 321-8444
Panera Bread	(252) 317-8787
Parker's BBQ	(252) 758-9215
Plum Tree Bistro	(252) 353-0088
Red Robin Gourmet Burgers	(252) 558-4308
Rucker Johns	(252) 215-0011
Sam Jones BBQ	(252) 561-6937
Shogun	(252) 565-8818
Smashed Waffles	(252) 364-2872
Starlight Café	(252) 707-9033
Texas Roadhouse	(252) 353-7427
The Blackened Kraken	(252) 215-8822
The Scullery	(252) 321-1550

Tie Breakers	(252) 439-0555
Wasabi 88	(252) 493-0510
Wingstop	(252) 689-6220
Winslow's Deli	(252) 364-8921
Zoes Kitchen	(252) 353-0485

**ECU also encourages you to take advantage of the following pizza delivery and fast food restaurants:** Domino's, Little Caesar's Pizza, Marabella Old World Pizza, Papa John's Pizza, Pizza Hut, Chick Fil-A, Taco Bell, Subway, Which Wich, Bojangles, Zaxby's, Kentucky Fried Chicken, Burger King, Hardee's, McDonald's and Wendy's.

## Automobile Rentals

Avis	(252) 758-4797
Bill Askew Motors, Inc.	(252) 756-9102
Budget	(252) 321-1175
Enterprise	(252) 758-3400
Hertz	(252) 752-7518
Toyota Rent a Car	(252) 321-3000

## Taxi Service

Ace Cab Company	(252) 758-0888
Aladdin	(252) 439-2226
City Cab Company	(252) 758-2161
Courtesy Transportation	(252) 757-1558

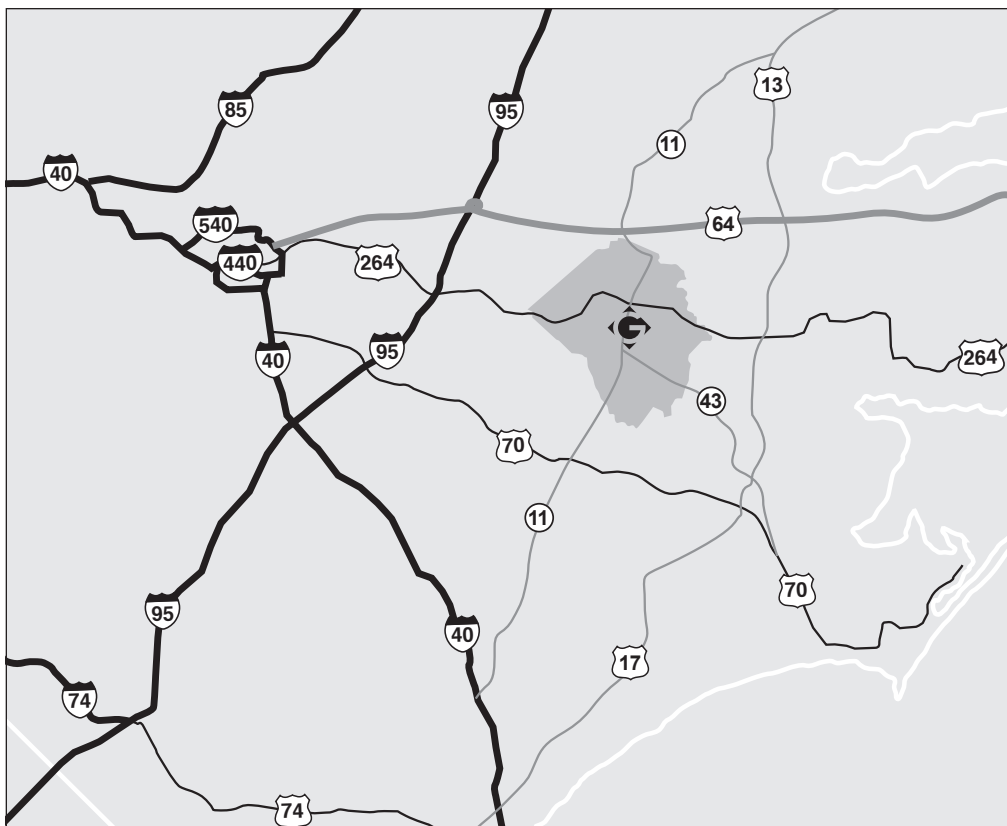
## Commercial Air Service

American Airlines*	(800) 433-7300
Delta Airlines	(800) 221-1212
Jet Blue	(800) 538-2583
Southwest Airlines	(800) 435-9792
United Airlines	(800) 864-8331

\*offers daily commuter service to/from Greenville (PGV); remaining airlines service Raleigh-Durham (RDU)



# Getting to Greenville



## ■ From the Tidewater (Va.) Area

Take U.S. Highway 13 from Suffolk to Ahoskie, N.C. Take bypass around Ahoskie (N.C. Highway 11) and take N.C. Highway 11 to Greenville where it turns into Memorial Drive. Take Fifth Street to Cotanche Street and take a right. Take Cotanche, which turns into Charles Boulevard to Ficklen Drive and take a left. Minges Coliseum is up the hill on the right.

## ■ From I-95 North

Take I-95 South to U.S. Highway 264 exit (Wilson, N.C.). Take a left at the end of the exit ramp and continue on U.S. Highway 264 past Wilson and head into Greenville. Take U.S. Highway 264 to Allen Road (second traffic light) and turn right. Allen Road turns into Greenville Boulevard. Take Greenville Boulevard to Charles Boulevard and take a left (ECU message board on corner). Take Charles Boulevard down hill (passing Clark-LeClair Stadium on the right) and turn right on Ficklen Drive. Minges Coliseum is up the hill on the right.

## ■ From I-95 South

Take I-95 North to US 264 exit (Wilson, N.C.). Take a right and continue on U.S. Highway 264 past Wilson and head into Greenville. Take U.S. Highway 264 to Allen Road (second traffic light) and turn right. Allen Road turns into Greenville Boulevard. Take Greenville Boulevard to Charles Boulevard and take a left (ECU message board on corner). Take Charles Boulevard down hill (passing Clark-LeClair Stadium on the right) and turn right on Ficklen Drive. Minges Coliseum is up the hill on the right.


## ■ From the Triangle Area

Take U.S. Highway 64 from Raleigh and head east. Exit right onto U.S. Highway 264 past Zebulon and head east past Wilson and toward Greenville. Take U.S. Highway 264 to Allen Road (second traffic light) and turn right. Allen Road turns into Greenville Boulevard. Take Greenville Boulevard to Charles Boulevard and take a left (ECU message board on corner). Take Charles Boulevard down hill (passing Clark-LeClair Stadium on the right) and turn right on Ficklen Drive. Minges Coliseum is up the hill on the right.

## ■ From Wilmington

Take I-40 northwest to Wallace. Take right onto N.C. Highway 51 and head north through Chiquapin and Beulaville (about 20-25 miles). Get on N.C. Highway 241 in Beulaville and head about 10 miles north to Pink Hill, where you will pick up N.C. Highway 11. Take N.C. Highway 11 through downtown Kinston and into Greenville, where it turns into Memorial Drive. Take Memorial Drive to Greenville Boulevard and take a right. Take Greenville Boulevard to Charles Boulevard and take a left (ECU message board on corner). Take Charles Boulevard down hill (passing Clark-LeClair Stadium on the right) and turn right on Ficklen Drive. Minges Coliseum is up the hill on the right.

# The University



# East Carolina University

## ■ Who We Are

East Carolina University is a 111-year-old public university nationally recognized for preparing educators and primary care physicians and for its cultural and performing arts programs.

It enrolls more than 29,000 undergraduate, graduate and doctoral students and is North Carolina's largest preparer of initially licensed teachers and baccalaureate nurses. ECU is the state's most influential preparer of primary care physicians who practice in rural and underserved communities. It is home to a rapidly growing Honors College and the largest College of Business in North Carolina. Additionally, the university is one of only a few nationwide with dental medicine, engineering and medicine at the same institution.

Our motto is *Serve, or To Serve*.

## ■ Quick Facts

- **Military ties:** ECU is located near four major military bases, including Camp Lejeune and Fort Bragg. In 2010, the university received the Freedom Award from the United States Department of Defense for its support of military families and service men and women, and in 2017, ECU was the first university to receive the United States Department of Defense Extraordinary Support Award for sustained support of National Guard and Reserve service members.
- **Economic Muscle:** ECU's economic impact is estimated at \$2.8 billion statewide, with more than \$1.8 billion in eastern North Carolina.
- **Primary Care:** The Brody School of Medicine has consistently been ranked by the American Academy of Family Physicians among the top five (often No. 1) in the nation for the percentage of graduates who choose residencies in family medicine each year. The school is a national model for producing family physicians who practice in rural and underserved communities. Nearly 60 percent of Brody graduates remain in primary care five years after graduation – the highest percentage of any medical school in North Carolina.
- **Dental Medicine:** ECU dental students spend their fourth year training and serving patients at community service learning centers located in eight underserved areas across the state. The method prepares them to practice and engage with rural communities while also providing much-needed dental care to these regions. In recognition of this work, Dr. Gregory Chadwick, dean of the School of Dental Medicine, was awarded the 2017 James E. Holshouser Jr. Award in Public Service by the University of North Carolina system. Our second class of graduates headed into practice or residency in 2016.
- **Leading in Preparing Teachers:** ECU's Partnership East program, funded by a private sector grant, helps fill an urgent need for teachers in North Carolina's rural classrooms by providing scholarships allowing residents of rural communities to complete their senior year teaching internships without leaving home. Seventy-five percent of Partnership East graduates are teaching in North Carolina, and 94 percent of those are teaching in eastern North Carolina.
- **National Recognition for Engagement and Public Service:** ECU received the prestigious C. Peter Magrath Award for University/

Community Engagement in 2012 from the Association of Public and Land Grant Universities for its partnership with and service to the citizens of West Greenville through the Lucile W. Gorham Intergenerational Center.

- **Improving Lives:** Dr. Sam Sears, a psychologist and researcher who is the world's authority on cardiac psychology, performs groundbreaking work to help cardiac patients improve their quality of life. His work toward the welfare of the human race won him the highest faculty honor in the UNC system, the O. Max Gardner Award, in 2013.
- ECU was named one of four national finalists for the 2016 Magrath Award, this time for the Brody School of Medicine's MATCH Wellness program – an interdisciplinary, community-university partnership created to combat childhood obesity.
- Dr. Carmen Russoniello, director of ECU's Center for Applied Psychophysiology, was awarded the 2015 James E. Holshouser Jr. Award for Excellence in Public Service for his work using biofeedback in the treatment of wounded warriors with PTSD.

## ■ Other Notables

- ECU nurtures a culture of high academic achievement on campus; the Honors College received nearly four times the number of applications over the number of open slots this year.
- In addition, we integrate public service into the custom learning experience of our highest-performing students, immersing them in leadership and learning that requires service projects as part of the Honors College curriculum.
- We are a highly diverse campus, with minorities making up 32 percent of our undergraduate, 36 percent of our medical and 26 percent of our dental students.
- ECU students, faculty and staff engage in 238 campus-community partnerships.
- Notable East Carolina alumni include Pulitzer Prize winners **Rick Atkinson** and **Dan Neil**; **Scott Avett**, musician and visual artist; **Ronnie Barnes**, senior vice president of medical services, New York Giants; **Howell Binkley**, Tony Award-winning Broadway lighting designer; **Velton Ray Bunch**, Emmy Award-winning composer; **Lisa Callahan**, chief medical officer and senior vice president of player care, MSG Sports; **Brigadier General Jeffrey Clark**, former director, Walter Reed National Military Medical Center; **Ron Clark**, educator and New York Times bestselling author; **Cassandra Deck-Brown**, chief of police, Raleigh, North Carolina; **Janice Faulkner**, former North Carolina secretary of state and secretary of revenue; **Beth Grant**, Screen Actors Guild Award-winning actor; **Bob Grezycyn**, former president and CEO of Blue Cross and Blue Shield of North Carolina; **Kelly King**, chairman and CEO, BB&T; **James Maynard**, founder of Golden Corral restaurants; **Robert Morgan**, former United States senator; **Ben Owen III**, North Carolina potter; **Sandra Mims-Rowe**, retired editor of the Pulitzer Prize-winning *The Daily Oregonian*; **Ruth Shaw**, former president and CEO of Duke Power; **Kevin Williamson**, Saturn Award-winning screenwriter.



# Chancellor

## ■ Cecil P. Staton

(Furman '80)

Dr. Cecil P. Staton is East Carolina University's 11th chancellor after formally being appointed to the position by the University of North Carolina Board of Governors on April 27, 2016. He began his duties on ECU's campus July 1, 2016.

In Fall 2017, Staton announced the launch of the Rural Prosperity Initiative, combining the resources of ECU's campus along with university partners to focus is extensive research and engagement expertise on finding solutions to the extraordinary disparities in health, education and economic development in rural and coastal North Carolina communities.

In December 2017, Staton was appointed to the NAFSA: Association of International Educators board of directors. NAFSA, based in Washington, D.C., is the world's largest and most comprehensive nonprofit association of professionals dedicated to international education with more than 10,000 members, representing 3,500-plus institutions in more than 150 countries.

Before joining ECU, Staton served from 2014-16 as vice chancellor for extended education for the University System of Georgia. He was also USG's liaison with the Georgia Research Alliance and supported USG's economic development initiatives and efforts to match the resources of USG institutions with Georgia's evolving workforce needs.

From 2015-2016, Staton also served as interim president of Valdosta State. In that role, he focused on retention, improving student success and better marketing and branding to reverse recent enrollment declines and associated budget shortfalls.

Additionally, he was associate provost at Mercer University in Macon, Georgia and served five terms as a Georgia state senator. While in the legislature, he was recognized as a leader on health care and higher education matters.

Staton's private-sector experience includes founding and leading three communications companies: Smyth & Helwys Publishing, a publisher of books and curriculum products; Stroud and Hall Publishers, a publisher of books on politics and current events; and Georgia Eagle Media, a holding company for broadcasting, newspaper and media properties.

Active in professional and civic organizations, Staton has been recognized numerous times for his service and leadership. His awards and honors include the Georgia Independent College Association's 2014 Miller-Deal Award for significant public service in higher education; Legislator of the Year awards from the Georgia Hospital Association, Georgia Technology Association and Georgia Rural Health Care Association; and the Georgia Ambulance Association Star of Life Award.

Staton, a first-generation college student, is a native of Greenville, South Carolina. He has a bachelor's degree in religion from Furman University in Greenville, South Carolina, master of theology and master of divinity degrees from Southeastern Baptist Theological Seminary in Wake Forest and a doctorate in Old Testament, Hebrew and ancient Near Eastern studies from the University of Oxford in England.



He and his wife, Catherine, have two children: Cecil P. Staton III, a financial planner in Atlanta, and William Davidson Staton, a graduate student at DePaul University in Chicago.

## ECU ADMINISTRATION

Dr. Cecil P. Staton	Chancellor
Dr. Ron Mitchelson	Provost
Dr. Mark Stacy	Interim Vice Chancellor for Health Sciences
Sara Thorndike	Vice Chancellor for Administration and Finance
Dr. Virginia Hardy	Vice Chancellor for Student Affairs
Dr. Jay Golden	Vice Chancellor for Research, Economic Development and Engagement
Chris Dyba	Vice Chancellor for University Advancement
Donna Gooden Payne, J.D.	University Counsel and Vice Chancellor for Legal Affairs
James F. Hopf, J.D.	Chief of Staff
Dave Hart	Special Advisor to the Chancellor for Athletics

## 2018-2019 ECU BOARD OF TRUSTEES

Edwin Clark	Greenville
Mark Copeland	Dallas, Texas
Vern Davenport	Wake Forest
Deborah Davis	Richmond, Virginia
Leigh Fanning	Greenville
Max Joyner Jr.	Greenville
Kel Normann	Sanford
Bob Plybon	Greensboro
Kieran Shanahan	Raleigh
Lt. Col. Vincent Smith	Vienna, Virginia
Jordan Koonts (SGA President)	Raleigh

# Athletics Leadership

## ■ Lee Workman

**Acting Chief Operating Officer**

**(Tennessee Tech '83)**

Lee Workman currently serves as the athletics department's acting chief operating officer following an appointment by ECU Chancellor Cecil P. Staton in the spring of 2018.

In addition to his recent assignment providing leadership and comprehensive oversight of the department's day-to-day operations, Workman also holds the title of senior associate athletics director for administration and chief financial officer.

As a member of the department's executive leadership team beginning in 2013, he was charged with the development of strategic planning and policy administration initiatives. He also directed the unit's human resources efforts and coordinated apparel, footwear and equipment relationships, as well as brand and trademark licensing. Workman additionally served as sport administrator for the men's and women's swimming and diving teams, as well as the men's and women's tennis programs.

In 2014, Workman spearheaded ECU Athletics' rebranding process, ultimately leading to what is the Pirates' official logo today.

A long-time member of the Pirate family, Workman began at the university as an intern in 1984 before working his way up the administrative ladder. He has served in various capacities, including assistant marketing director, marketing director, assistant athletics director for special events and ticket sales, assistant athletics director for special events and assistant athletics director for ticketing and promotions.

Among his duties in previous roles was the successful handling of fan engagement at sporting events, neutral site, bowl game and postseason logistics for all of ECU's athletic programs. Workman also coordi-



nated the ECU Athletics Hall of Fame, marketing, promotions and ticket sales, while serving on various university committees.

A Knoxville, Tenn., native, Workman graduated from Tennessee Tech in 1983 with a bachelor's degree in business administration and marketing, before earning his master's degree in sports administration from St. Thomas University in 1984. He is an IA Athletic Director's Association Fellow and holds numerous memberships with organizations such as NACDA and ICLA.

Workman and his wife Jan have two children, Rachel and Jason.

## ■ Executive Leadership Team



**Stephanie Coleman**



**Mike Hanley**



**J.J. McLamb**



**Julie Torbett**



**Phillip Wood**

<b>Stephanie Coleman</b> .....	Assistant Vice Chancellor/Operations & Compliance Management
<b>Mike Hanley</b> .....	Senior Associate AD/Student Services
<b>J.J. McLamb</b> .....	Senior Associate AD/Internal Operations
<b>Julie Torbett</b> .....	Interim SWA/Head Volleyball Coach
<b>Phillip Wood</b> .....	Senior Associate AD/Pirate Club
<b>Lee Workman</b> .....	Acting Chief Operating Officer

# Williams Arena at Minges Coliseum

One of the most intimate and fan friendly arenas in all of NCAA Division I Basketball is Williams Arena at Minges Coliseum, home of ECU basketball. This cozy 7,100-seat facility gives the Pirates a distinct home court advantage unlike any other.

Now in its 52nd season of hosting Pirate basketball, the coliseum is connected to the second level of the Murphy Center by an indoor walkway. The floor inside Williams Arena at Minges Coliseum received a fresh look prior to the 2014-15 season with new designs and logos, while a new video boards and scoreboards were installed. Courtside seating was also instituted in recent years.

After 27 years of basketball, Minges Coliseum underwent a facelift prior to the 1994-95 season. The anticipation was great and the much-awaited unveiling was everything it was supposed to be and more. The renovations, totaling almost \$12 million, have made the arena one of the finest on-campus basketball facilities on the East Coast.


Constructed at a cost of \$2 million, Minges Coliseum was dedicated on Jan. 27, 1968, in the name of the Minges family of Greenville, N.C. As owners of Pepsi-Cola bottling operations in Greenville, Kinston and New Bern, the Minges family has provided leadership and support of ECU Athletics over the years, going back to the days when the late Dr. Ray Minges served as President of the Century Club (forerunner of the Pirate Club), from 1965-68.

The Pirates have won 66 percent of their games since the Coliseum opened in 1967. ECU has had only eight losing records in Minges in its history. Since the building was renovated in 1994, the Pirates have won nearly 70 percent of their home games.

All the Minges Coliseum attendance records were shattered following renovation in 1995, including total season (71,761), average season (5,980 for 12 games) and for a single game (7,670 vs. UNC Wilmington (Feb. 25). The single-game mark, in fact, was broken three times during the season — Jan. 6 vs. East Tennessee State, Jan. 14 vs. James Madison and Feb. 25 vs. UNC Wilmington.

Williams Arena is named in honor and recognition of the late Walter and Marie Williams for their support of ECU Athletics over the years. As alumni of East Carolina College, Walter and Marie have endowed two Men's Basketball Position scholarships, the Spirit of the East Post-Eligibility Scholarship, and an unrestricted student-athlete scholarship on behalf of the University's athletics program. Further, through Trade Oil Company, the Williams family gave the first \$1 million gift ever given to the Educational Foundation in support of ECU Athletics, through the Shared Visions Campaign.

In addition to his financial support, Walter Williams gave his time unselfishly in support of the Pirate Club. During 1997-98, he served as Executive President of the Educational Foundation.



# The Smith-Williams Center



It had been talked about for years and dreamed about perhaps even longer, but the aspiration of having a dedicated basketball practice facility has become a reality at ECU.

The 49,000 square-foot Smith-Williams Center was officially dedicated on Aug. 30, 2013 as ECU athletic department staff, donors and media got their first look at the sparkling new building which is the new home to both the men's and women's basketball programs, providing them with a state-of-the-art venue in which to practice, train and condition.

Named for lead donors Harry and Tammy Smith and Walter and Marie Williams, the center features mirror image practice courts, locker rooms, coaches' offices, meeting rooms, training rooms for each program and will also house the Athletics Hall of Fame, which will feature a prideful display of the rich tradition of intercollegiate athletics at ECU.

Each court is named for donors who contributed significantly to the Step Up To The Highest Level campaign. The floor inside the women's practice gym is called Barnhill Court in recognition of the financial support of Bob Barnhill of Tarboro.

The men's gym floor is named Whitaker-Rogers court in appreciation of the monetary gifts of Mike and Janet Rogers of Cary, N.C. and Don and Donna Whitaker of Virginia Beach, Va. Whitaker was a two-year ECU letterman on the hardwood for coaches Dave Patton and Larry Gillman.

The center has a total project cost of \$17 million that was funded entirely through private gifts.

For years, the ECU men's and women's teams have been routinely displaced from the Minges Coliseum for practices due to classes, concerts and numerous other events in the arena, which has been in existence since 1965. In recent years practices have been held at Christenbury Gym,



Gold's Gym, North Campus Crossing and area high schools due to scheduling conflicts.

Now they won't have to compete with other activities - or themselves - for court time.

While a lot of the perception is based upon recruiting both coaches and players understand the value it will have on each individual's overall development.

Its because of the vision of former Director of Athletics Terry Holland, who helped initiate the launch of the Step Up To The Highest Level Campaign in the spring of 2010, that the Pirate basketball programs now have a home of their own.



# Strength & Conditioning



The Murphy Center, still considered one of the athletic department's newest facilities, is located between Dowdy-Ficklen Stadium and Minges Coliseum. It's one of the largest and best-equipped strength and conditioning centers in the country.

ECU's Board of Trustees approved the project in the spring 1997, thus putting it into the athletics department staff's hands to make this 52,475-square-foot, two-story strength and conditioning/Pirate Club multipurpose center a reality.

ECU's strength and conditioning programs for its student-athletes are based out of the 22,000-square-foot first floor of the \$13 million facility. The weight room has revolutionized the Pirates' strength and conditioning efforts.

The center opened for workouts in June, 2002 and was dedicated at ECU's home football game on September 14, 2002.

The second floor of the building features a private dining area for recruits as well as a 9,000-square-foot banquet hall and a large terrace with a view of the football stadium for Pirate Club functions.

Because of its location behind the Dowdy-Ficklen Stadium endzone, its connection to Minges Coliseum and the Smith-Williams Center (ECU Athletics Hall of Fame), the Murphy Center is an ideal place for Pirate Club members to socialize at both football and basketball games.

ECU's student-athletes train for competition under the direct supervision of Assistant Athletics Director for Strength and Conditioning Jeff Connors. The 2017-18 full-time strength staff consists of assistants Vinie Calautti, Lauren Collier, Brandon Golden, De'Vaughn Gordon and Brandon Stegall.

## Athletic Training

The student-athlete at ECU has the luxury of having one of the most dedicated health care teams in the Southeast. Directed by Mike Hanley, Associate Director of Athletics for Student Services, along with trainers Krista Carano, Nate Clark, Colleen Driscoll, Christopher D'Errico, Lannie Hales, Jake Moore, Daniele Petty, Zac Womack and team physician Dr. Joe Armen, the ECU Athletic Training program provides every Pirate student-athlete the best available care for their injuries. Hanley, the 2009 National Athletic Trainer's Association (NATA) Trainer-of-the-Year, and his staff are assisted by a wide array of community-based physicians and other health care providers.

### PROFESSIONAL CONSULTANTS

<b>Dr. John Siegel</b>	Team Physician Emeritus
<b>Dr. Joe Armen</b>	Team Physician/Student Health Services
<b>Dr. Randy Fussell</b>	Dentistry
<b>Dr. Phil Perdue</b>	Orthopedics
<b>Dr. Chris Hasty</b>	Orthopedics
<b>Dr. Stuart Lee</b>	Neurosurgery
<b>Dr. Kevin Youngs</b>	Physical Therapy
<b>Dr. Dennis McGee</b>	Chiropractic
<b>Dr. Greg Murphy</b>	Urology
<b>Dr. Joe Robinson</b>	Sports Medicine Fellow

### ATHLETIC TRAINING STAFF (FULL-TIME)

<b>Krista Carano</b>	Associate Athletic Trainer (Women's Lacrosse/Women's Golf)
<b>Nate Clark</b>	Associate Athletic Trainer (Men's Basketball)
<b>Michael Guerdan</b>	Assistant Athletic Trainer (Football)
<b>Lannie Hales</b>	Assistant Athletic Trainer (Track & Field)
<b>Jake Moore</b>	Associate Athletic Trainer (Football)
<b>Kassy Mosley</b>	Assistant Athletic Trainer (Women's Basketball)
<b>Daniele Petty</b>	Assistant Athletic Trainer (Women's Soccer/Men's Golf)
<b>Karen Stuart</b>	Assistant Athletic Trainer (Volleyball)
<b>Zac Womack</b>	Head Athletic Trainer (Baseball)

# Student Development

At ECU, athletic and academic excellences are inseparable goals for student-athletes. The University is committed to the academic success and graduation of students participating in its athletic programs. The Department of Athletics supports this commitment with extensive academic support services in order to maximize the success of every student-athlete.

Under the direction of the ECU Student Development Staff, Pirate student-athletes have reached new heights in academic achievement during the past few years, including having eight student-athletes named Verizon CoSIDA Academic All-Americans.

The ECU Athletics Department is committed to its Student Development Program and the understanding that student-athletes become well rounded in all aspects of life. The primary goals for the Student Development Program are:

- To support in the efforts of every student-athlete who attends ECU to earn a degree.
- To provide assistance for the student-athlete in the development of values, emphasizing the qualities of leadership.
- To enhance the interpersonal relationships and communication skills of the student-athlete.
- To facilitate the fulfillment of career and life goals of each student-athlete.
- To safeguard the academic integrity of the University by insuring compliance with all rules of the University and the NCAA.

The NCAA and the Division I-A Athletic Directors Association have developed a life skills program for student-athletes to help them bridge

the gap between college and the years after graduation.

The mission of the CHAMPS (Challenging Athletes Minds for Personal Success) program is to provide a personal development program designed to reach each student-athlete based on his or her individual needs. The focus of the program is on the student-athlete, as a whole person—academically, athletically and emotionally—and on they're changing needs and skills during college and in the years after graduation.

Ultimately, the CHAMPS program is designed to help student-athletes realize higher academic achievement, a higher level of maturity, self-responsibility and greater overall success. As a participant in this program, ECU is dedicated to carrying out all the program's goals and commitments.


Among the Academic Development Services available for student-athletes are tutorial programs, study halls, academic skills development, and orientation. Additional programs such as leadership development seminars, a speaker's bureau and community service programs are an important part of the student development program.

The athletics department has set up several prestigious awards for ECU student-athletes. For the past eight years, PCS Phosphate has sponsored the ECU Outstanding Scholar-Athlete Award. The award is presented annually to a male and female athlete who best exemplifies both academic and athletic success. PCS Phosphate also recognizes an All-Academic team selected from the highest cumulative GPAs of each team.

Student-athletes also serve on the Student-Athlete Advisory Council, which is an advisory organization for the Office of Student Development and the Department of Athletics.



# Coaching Staff



# Head Coach



## Joe Dooley

*(Fifth Season • George Washington, 1988)*

After leading Florida Gulf Coast to five conference titles and five consecutive 20-win seasons, former ECU head men's basketball coach Joe Dooley returns for a second stint at the helm of the Pirates' program beginning

with the 2018-19 campaign.

Dooley finished his tenure at FGCU with a five-year record of 114-58 (.663), leading the Eagles to three Atlantic Sun (ASUN) Conference regular season championships, including their first-ever title in 2014, and two second-place finishes. He also helped them capture two conference tournament trophies and earn NCAA Tournament appearances in 2016 and 2017. The Eagles defeated Fairleigh Dickinson in the 2016 First Four to advance into the main bracket.

He is one of only 35 NCAA Division I coaches over the last five years with a winning percentage of over 66 percent and more than 110 victories.

Dooley was twice named ASUN Coach-of-the-Year (2017, 2018) as well as the 2017 NABC District III Coach-of-the-Year. He coached 10 all-conference selections, including 2018 ASUN Player-of-the-Year and Associated Press honorable mention All-America selection Brandon Goodwin as well as 2017 ASUN Defensive Player-of-the-Year Demetris Morant.

The Eagles participated in postseason play each of Dooley's five seasons in Fort Myers, winning 21 or more games every year with two NIT and one CIT appearance in addition to a pair of trips to the NCAA Tournament.

## THE JOE DOOLEY FILE

### Coaching Experience:

<b>2018-pr.</b> .....	<b>Head Coach, ECU</b>
2013-18 .....	Head Coach, Florida Gulf Coast University
2003-13 .....	Assistant Coach, University of Kansas
2002-03 .....	Assistant Coach, University of Wyoming
1999-02 .....	Assistant Coach, University of New Mexico
<b>1995-99.</b> .....	<b>Head Coach, ECU</b>
<b>1991-95.</b> .....	<b>Assistant Coach, ECU</b>
1989-91 .....	Assistant Coach, University of South Carolina

### Coaching Honors:

2017-18 .....	Atlantic Sun Conference Coach-of-the-Year
2016-17 .....	Atlantic Sun Conference Coach-of-the-Year
	NABC District III Coach-of-the-Year

### Education:

1988 .....	George Washington University, B.A.
------------	------------------------------------

### Personal Data:

Full Name: .....	Joseph Gerald Dooley III
Birth Date: .....	Jan. 29, 1965
Hometown: .....	West Orange, N.J.
Wife: .....	Tanya
Children: .....	Max





FGCU finished among the top-25 nationally in field goal percentage three times, rebounds per game twice and was among the top-42 in scoring twice during Dooley's tenure.

A renowned recruiter, three of Dooley's recruiting classes at FGCU were ranked No. 1 in the ASUN with each of those classes ranked among the top-25 outside the Major 7 conferences (ACC, American, Big East, Big Ten, Big XII, PAC-12 and SEC).

Dooley also tutored 26 ASUN All-Academic performers during his five seasons on the Fort Myers campus.

He has a nine-year overall head coaching ledger of 171-110 (.608), including four years at ECU.

Dooley, who is the Pirates' all-time Division I leader in winning percentage (.523), led ECU to an overall record of 57-52 during his four-year tenure that included back-to-back 17-win campaigns during his first two years. He won more games (44) in his first three years at the helm of the program than any of his predecessors.

In 1996-97, he led the Pirates to their only top-3 finish during their 15-year membership in the Colonial Athletic Association (CAA), tying for third with a 9-7 record led by Raphael Edwards, who was a two-time all-conference selection under Dooley's tutelage.

Dooley was the youngest head coach in NCAA Division I men's basketball at the age of 29 when he was promoted to ECU's top basketball position in April of 1995.

Prior to being named head coach, Dooley served four seasons as coach Eddie Payne's top assistant and was part of the Pirates' staff that went to the 1993 NCAA Tournament by securing the CAA's automatic bid.

Before coming to Greenville, Dooley and Payne served on the same staff as assistant coaches at South Carolina for three seasons.

Dooley began his coaching career as an assistant on the Gamecocks' staff in 1988 under George Felton, working alongside Payne and three-time National Coach-of-the-Year Tubby Smith before accompanying Payne to Greenville.

He later served as an assistant coach at New Mexico (1999-02) and Wyoming (2002-03) before joining Bill Self, a four-time Big XII Coach-of-the-Year during their 10 campaigns together, for his inaugural season at Kansas in 2003-04. During his decade in Lawrence, the Jayhawks compiled a 300-58 record, including a 137-27 mark in the Big XII with nine regular-season crowns and six conference



## DOOLEY'S COACHING RECORD

### Year-By-Year Head Coaching Record

Year	School	Record	.Pct	Conference (Finish)	Postseason
1995-96	ECU	17-11	.607	9-9 (T-4th; CAA)	
1996-97	ECU	17-10	.629	9-7 (T-3rd; CAA)	
1997-98	ECU	10-17	.370	5-11 (T-7th; CAA)	
1998-99	ECU	13-14	.481	7-9 (7th; CAA)	
<b>Overall</b>		<b>57-52</b>	<b>.523</b>	<b>30-36</b>	
2013-14	Florida Gulf Coast	22-13	.626	14-4 (T-1st; ASUN)	NIT First Round
2014-15	Florida Gulf Coast	22-11	.667	11-3 (2nd; ASUN)	CIT First Round
2015-16	Florida Gulf Coast	21-14	.600	8-6 (T-2nd; ASUN)	NCAA First Round First Four Win
2016-17	Florida Gulf Coast	26-8	.764	12-2 (1st; ASUN)	NCAA First Round
2017-18	Florida Gulf Coast	23-12	.657	12-2 (1st; ASUN)	NIT First Round
<b>Overall</b>		<b>114-58</b>	<b>.663</b>	<b>57-17</b>	
<b>Total</b>		<b>171-110</b>	<b>.608</b>	<b>87-53</b>	

### Year-By-Year Non-Head Coaching Record

Year	School	Record	.Pct	Conference (Finish)	Postseason
1988-89	South Carolina	19-11	.633	8-4 (T-2nd Metro)	NCAA First Round
1989-90	South Carolina	14-14	.500	6-8 (T-5th; Metro)	-
1990-91	South Carolina	20-13	.606	5-9 (6th; Metro)	NIT Second Round
1991-92	ECU	10-18	.357	4-10 (7th; CAA)	-
1992-93	ECU	14-16	.467	4-10 (7th; CAA)	NCAA First Round
1993-94	ECU	15-12	.555	7-8 (5th; CAA)	-
1994-95	ECU	18-11	.621	7-8 (4th; CAA)	-
1999-00	New Mexico	18-14	.563	9-5 (3rd; MWC)	NIT Second Round
2000-01	New Mexico	21-13	.618	6-8 (T-5th; MWC)	NIT Quarterfinal
2001-02	New Mexico	16-14	.533	6-8 (6th; MWC)	NIT First Round
2002-03	Wyoming	21-11	.656	8-6 (T-4th; MWC)	NIT Second Round
2003-04	Kansas	24-9	.727	12-4 (T-2nd; Big XII)	NCAA Elite 8
2004-05	Kansas	23-7	.766	12-4 (T-1st; Big XII)	NCAA First Round
2005-06	Kansas	25-8	.758	13-3 (T-1st; Big XII)	NCAA First Round
2006-07	Kansas	33-5	.868	14-2 (1st; Big XII)	NCAA Elite 8
2007-08	Kansas	37-3	.925	13-3 (T-1st; Big XII)	NCAA Champions
2008-09	Kansas	27-8	.771	14-2 (1st; Big XII)	NCAA Sweet 16
2009-10	Kansas	33-3	.917	15-1 (1st; Big XII)	NCAA Second Round
2010-11	Kansas	35-3	.921	14-2 (1st; Big XII)	NCAA Elite 8
2011-12	Kansas	32-7	.821	16-2 (1st; Big XII)	NCAA Runner-Up
2012-13	Kansas	31-6	.838	14-4 (1st; Big XII)	NCAA Sweet 16

tournament titles.

He won a national championship as an assistant coach at Kansas in 2008 and helped the Jayhawks earn another Final Four berth in 2012.

Dooley also served as an court coach under Self at the 2018 USA Men's Basketball U18 Training Camp.

In 2010, Dooley ranked first among all "High-Major Assistants" by *Foxsports.com*, which was up from his No. 6 ranking by the media outlet in 2008. In 2007, he was rated the fourth-best recruiter in the nation by *Rivals.com*. Dooley recruited or coached 19 NBA draft picks in his 10 years at KU, including 12 first-round selections.

In 30 years as an assistant and head coach, Dooley has helped lead six different programs into the postseason, accumulated 657 victories with 14 NCAA Tournament appearances and seven NIT bids.

Dooley is a 1988 graduate of George Washington University in Washington, D.C., where he earned his bachelor's degree in speech communications. A four-year basketball letterwinner at GW, he started his last two seasons and was elected a team captain as a senior.

A native of West Orange, N.J., Dooley and his wife, Tanya, have a son, Max.



## DOOLEY NBA DRAFT PICKS

Year	Player	Team (Rd.)
2005	Wayne Simien	Miami (First)
2007	Julian Wright	New Orleans (First)
2008	Brandon Rush	Portland (First)
2008	Darrell Arthur	New Orleans (First)
2008	Mario Chalmers	Minnesota (Second)
2008	Darnell Jackson	Miami (Second)
2008	Sasha Kaun	Oklahoma City (Second)
2010	Cole Aldrich	New Orleans (First)
2010	Xavier Henry	Memphis (First)
2011	Marcus Morris	Houston (First)
2011	Markieff Morris	Phoenix (First)
2011	Josh Selby	Memphis (Second)
2012	Thomas Robinson	Sacramento (First)
2012	Tyshawn Taylor	Portland (Second)
2013	Ben McLemore	Sacramento (First)
2013	Jeff Withey	Portland (Second)
2014	Joel Embid	Philadelphia (First)
2014	Andrew Wiggins	Cleveland (First)
2017	Frank Mason, Jr.	Sacramento (Second)

*Dooley signed and/or coached each player listed*

## DOOLEY VERSUS ALL OPPONENTS

Opponent	Record	Opponent	Record	Opponent	Record	Opponent	Record
American	5-4	Florida National	1-0	Mercer	1-2	Siena	2-0
Appalachian State	2-1	Florida State	0-2	Middle Tennessee State	0-2	South Carolina	1-0
Armstrong State	1-0	Florida Tech	3-0	Missouri State	1-0	South Dakota	0-1
Ave Maria	4-0	Francis Marion	1-0	Mississippi State	0-1	South Dakota State	1-1
Baylor	0-1	Furman	2-0	Navy	1-0	St. Francis (N.Y.)	1-0
Binghamton	1-0	George Mason	3-5	Nebraska	0-1	Stetson	12-1
Boston University	0-1	Georgia	0-3	New Jersey Tech	5-1	Texas-Arlington	2-0
Bowling Green	0-2	Georgia Southern	1-1	NC State	0-1	Texas A&M	0-1
Campbell	4-0	Green Bay	0-2	Nova Southeastern	1-0	Texas A&M - Corpus Christi	0-1
Charlotte	0-1	Hartford	1-0	North Carolina	0-1	Texas Wesleyan	1-0
Coastal Carolina	1-0	Illinois State	1-1	North Dakota	1-0	UC Santa Barbara	1-1
Colorado State	1-0	Iona	0-2	North Florida	9-3	UNC Asheville	0-2
Denver	1-0	Jacksonville	7-4	Northern Kentucky	4-0	UNCW	2-6
East Tennessee State	2-1	Jacksonville State	2-1	Ohio	1-1	USC Upstate	10-2
Eckerd	2-0	James Madison	2-7	Oklahoma State	0-1	USF	0-1
Evansville	1-0	Kennesaw State	10-1	Old Dominion	4-5	VCU	4-6
Elon	1-0	La Salle	1-1	Oral Roberts	0-1	Webber International	2-0
Fairfield	1-0	Liberty	2-0	Pittsburgh	0-1	West Virginia	0-1
Fairleigh Dickinson	1-0	Lipscomb	5-4	Radford	0-1	Wichita State	0-1
Ferrum	1-0	Long Beach State	1-0	Rhode Island	0-1	William & Mary	5-3
FIU	2-3	Louisiana-Lafayette	3-0	Richmond	5-3	Wofford	2-0
Florida	0-2	Louisiana Tech	1-1	Saint Joseph's	2-0	Xavier	0-1
Florida A&M	0-1	Marist	1-0	Saint Louis	0-1	Youngstown State	1-0
Florida Atlantic	1-1	Massachusetts	2-0	Samford	1-0		
Florida Memorial	1-0	Michigan State	0-1	San Francisco	1-0		

# Dooley Game-By-Game

## ■ ECU

### 1995-96 (17-11, 8-8 CAA)

Elon	W	89-74
at Charlotte	L	65-80
at Wofford	W	68-58
at Coastal Carolina	W	74-62
Campbell	W	62-57
Colorado State	W (ot)	80-72
Missouri State	W (ot)	62-59
at Illinois State	L	52-64
at James Madison	W	62-56
at George Mason	L	76-80
Appalachian State	W	63-39
VCU	W	73-72
at American	L	75-85
Old Dominion	W	72-67
Richmond	W	66-58
UNC Wilmington	W	45-44
at William & Mary	W	71-65
at Richmond	W	66-58
American	L	73-89
George Mason	L	78-92
at VCU	L	71-80
William & Mary	W	88-78
Wofford	W	79-60
James Madison	L	70-72
at UNC Wilmington	L	45-67
at Old Dominion	L	57-81
# vs. American	W	76-60
# at VCU	L	60-75

# - CAA Tournament (Richmond, Va.)

### 1996-97 (17-11, 9-7 CAA)

at Fairfield	W	81-64
at Appalachian State	W	57-48
vs. Boston University	L	66-68
at Campbell	W	83-60
Jacksonville State	W	64-49
Louisiana-Lafayette	W	65-56
at Georgia	L	60-73
St. Joseph's	W	68-64
Armstrong State	W	77-54
William & Mary	W	77-58
American	W	66-60
George Mason	W	80-74
at Old Dominion	L	70-79
at VCU	W	65-61
Richmond	W	69-64
James Madison	L	55-59
at UNC Wilmington	L	51-57
Old Dominion	W	78-63
at George Mason	W	85-81
at American	L	61-63
at Jacksonville State	W	82-54
VCU	L (ot)	66-73
at James Madison	L	60-63

at Richmond	L	70-78
UNC Wilmington	W	57-53
at William & Mary	W	59-58
# James Madison	L (2ot)	67-79

# - CAA Tournament (Richmond, Va.)

### 1997-98 (10-17, 5-11 CAA)

at West Virginia	L	66-87
at Saint Louis	L	58-70
at UNC Asheville	L	61-69
at St. Joseph's	W	81-78
Ferrum	W	85-46
Campbell	W	74-62
at Louisiana-Lafayette	W	67-64
Georgia	L	54-55
UNC Asheville	L	57-61
at George Mason	L	51-66
at American	L	63-76
at James Madison	W	90-60
William & Mary	L	63-72
Liberty	W	74-63
Richmond	W	77-67
at VCU	L	54-60
UNC Wilmington	L	52-63
Old Dominion	W	85-71
George Mason	L (ot)	73-79
at Richmond	L	64-79
VCU	W	83-79
American	W	72-62
at Old Dominion	L	61-66
James Madison	L	51-57
at William & Mary	L	69-74
at UNC Wilmington	L	74-84
# at VCU	L	62-65

# - CAA Tournament (Richmond, Va.)

### 1998-99 (13-14, 7-9 CAA)

at Jacksonville State	L	53-61
vs. Campbell	W	77-49
Louisiana-Lafayette	W	75-69
at Liberty	W	80-56
Appalachian State	L	67-68
American	W	64-58
at Green Bay	L	36-63
Evansville	W	82-79
at South Carolina	W	56-34
at Georgia	L	65-82
Francis Marion	W	75-65
at Richmond	L	60-83
VCU	W	71-66
at James Madison	L (ot)	57-73
Old Dominion	L	51-54
at William & Mary	L	66-69
George Mason	W	60-58
at UNC Wilmington	L	59-70
William & Mary	W	61-56

at Old Dominion	W	67-62
James Madison	L	61-64
at VCU	L	66-69
at American	W	59-53
at George Mason	L	68-87
Richmond	W	64-48
UNC Wilmington	L	45-59
# Old Dominion	L (2ot)	62-65

# - CAA Tournament (Richmond, Va.)

## ■ Florida Gulf Coast

### 2013-14 (21-14, 14-4 ASUN)

at Nebraska	L	55-79
Hartford	W	65-51
at Furman	W	70-69
Eckerd	W	72-55
Ave Maria	W	79-56
at NC State	L	62-82
Iona	L	72-90
at FIU	L	61-72
Samford	W	72-61
at USF!	L (2ot)	66-68
at Mississippi State!	L	53-66
! vs. Florida A&M	L	68-77
! vs. Radford	L	63-64
Northern Kentucky	W	60-56
Lipscomb	W	75-62
at Stetson	W	68-55
at North Florida	W	79-55
at Jacksonville	L	69-76
USC Upstate	W	63-60
East Tennessee State	W	90-62
at Mercer	L	55-68
at Kennesaw State	W	83-62
Stetson	W	71-68
Jacksonville	W	100-71
North Florida	W	73-46
at East Tennessee State	L	81-89
at USC Upstate	W	84-80
Mercer	W	75-61
Kennesaw State	W	78-68
at Lipscomb	L	71-92
at Northern Kentucky	W	92-72
\$ Stetson	W	77-55
\$ East Tennessee State	W	69-64
\$ Mercer	L	60-68
% at Florida State	L	53-58

! - Continental Tire Las Vegas Classic

\$ - ASUN Basketball Championship (Ft. Myers, Fla.)

% - NIT

### 2014-15 (22-11, 11-3 ASUN)

Nova Southeastern	W	63-51
UC Santa Barbara	W	81-75
Ohio	W	79-62
! Marist	W	58-43

! San Francisco	W	62-47
! Green Bay	L	45-59
at South Dakota State	W	71-58
Florida Tech	W	77-58
at Massachusetts	W	84-75
FIU	L	63-69
Furman	W	83-78
at Iona	L	67-86
at Xavier	L	57-71
at Pittsburgh	L	54-71
Ave Maria	W	49-36
at UC Santa Barbara	L	50-63
Stetson	W	72-50
at North Florida	L	64-80
Jacksonville	W	79-50
at USC Upstate	W	71-68
at Kennesaw State	W	54-48
Lipscomb	W	78-62
Northern Kentucky	W	74-64
at Stetson	W	67-51
at Northern Kentucky	W	65-59
at Lipscomb	W	76-74
Kennesaw State	W	54-53
USC Upstate	W	86-72
North Florida	L	62-76
at Jacksonville	L	67-75
\$ Jacksonville	W	81-63
\$ USC Upstate	L	62-63
& at Texas A&M - Corpus Christi	L	69-75

! - Gulf Coast Showcase (Ft. Myers, Fla.)

\$ - ASUN Basketball Championship (Ft. Myers, Fla.)

& - CIT First Round

#### 2015-16 (21-14, 8-6 ASUN)

at Ohio	L	75-85
Texas Wesleyan	W	85-62
Youngstown State	W (3ot)	104-101
North Dakota	W	73-60
Bowling Green	L	77-82
at Florida	L	50-70
Ave Maria	W	91-34
at Texas A&M	L	65-75
at FIU	W (ot)	84-76
Massachusetts	W	77-76
South Dakota State	L	52-56
Louisiana Tech	L	63-66
at South Dakota	L (ot)	81-89
La Salle	W	86-77
Eckerd	W	68-57
Webber International	W	104-59
Stetson	W	82-53
New Jersey Tech	W (ot)	82-78
USC Upstate	W	85-56
at Kennesaw State	W	79-74
at Lipscomb	L	75-91
Jacksonville	L	69-78
at North Florida	L	76-82
at Jacksonville	L	80-83

North Florida	W	81-65
at USC Upstate	W	71-64
at New Jersey Tech	L	59-68
Lipscomb	W	82-67
Kennesaw State	W	68-63
at Stetson	L	73-80
\$ Kennesaw State	W	74-64
\$ at North Florida	W	89-56
\$ Stetson	W (ot)	80-78
# vs. Fairleigh Dickinson	W	96-65
% vs. North Carolina	L	67-83

\$ - ASUN Basketball Championship

# - NCAA Tournament First Four (Dayton, Ohio)

% - NCAA Tournament First Round (Raleigh, N.C.)

#### 2016-17 (26-8, 12-2 ASUN)

^ vs. Florida	L	59-80
Texas-Arlington	W	85-72
at Baylor!	L	72-81
! at Michigan State	L	77-78
Binghamton	W	69-53
Long Beach State	W (ot)	68-67
Ave Maria	W	120-60
at Georgia Southern	W	85-82
Siena	W	73-69
FIU	W	82-63
Georgia Southern	L	59-72
at La Salle	L	80-84
at Louisiana Tech	W	79-78
Florida National	W	107-50
at Florida Atlantic	W	75-62
Florida Tech	W	101-49
at Stetson	W	89-88
at Kennesaw State	W	78-75
at Lipscomb	W	84-80
USC Upstate	L	60-62
New Jersey Tech	W	84-71
at North Florida	W	86-82
Jacksonville	W	78-56
North Florida	W	74-59
at Jacksonville	W	67-57
Lipscomb	L	60-65
Kennesaw State	W	75-63
at New Jersey Tech	W	80-73
at USC Upstate	W (ot)	97-89
Stetson	W	80-70
\$ Stetson	W	87-57
\$ Kennesaw State	W	74-62
\$ North Florida	W	77-61
% vs. Florida State	L	80-86

^ - at Jacksonville, Fla.

\$ - ASUN Basketball Championship (Fort Myers, Fla.)

% - NCAA Tournament First Round (Orlando, Fla.)

#### 2017-18 (23-12, 12-2 ASUN)

Illinois State	W	98-87
at Siena	W	86-53
at Bowling Green	L	80-83
at Middle Tennessee State	L	72-85


Denver	W	79-71
Navy	W	70-54
St. Francis (N.Y.)	W	75-51
Webber International	W	115-61
Middle Tennessee State	L	76-81
Florida Atlantic	L	88-92
at Texas-Arlington	W	85-78
Oral Roberts	L	64-83
at FIU	L	88-91
at Wichita State	L	75-65
at Rhode Island	L	60-80
Florida Memorial	W	76-42
Florida Tech	W	62-54
Stetson	W	90-52
USC Upstate	W	75-58
New Jersey Tech	W	68-54
at Lipscomb	W	88-83
at Kennesaw State	W	66-49
at North Florida	W	96-87
Jacksonville	W	68-62
North Florida	W	103-70
at Jacksonville	W	80-55
at New Jersey Tech	W	88-71
at USC Upstate	W	88-71
Kennesaw State	L	93-97
Lipscomb	L	87-90
at Stetson	W	76-60
\$ USC Upstate	W	96-76
\$ North Florida	W	95-72
\$ Lipscomb	L	96-108
% at Oklahoma State	L	68-80

\$ - ASUN Basketball Championship (Fort Myers, Fla.)

% - NIT



# What Others Are Saying....



"I'm very happy for Joe and for this opportunity at East Carolina. He's done a great job at Florida Gulf Coast and has been a part of some very successful programs in the past. We've played against his teams a couple of times and I've always respected how they have played and how hard they have competed. He's got a tremendous amount of basketball knowledge and he will bring passion and toughness to the job as he builds the program there. I've always known him as a great recruiter and I think he will bring that ability to East Carolina."

– Michigan State Head Coach Tom Izzo

"I am really excited that Joe is joining The American. Having worked with him for a number of years, I know that he will do a tremendous job again at ECU."

– SMU Head Coach Tim Jankovich

"I think that Coach Dooley is a wonderful addition to the ECU athletic department. He is a great guy, has a wonderful family and is a tremendous coach. He helped me quite a bit on my journey and finding my way in the coaching profession. He will be very successful at ECU, just as he has been successful everywhere he has coached."

– Wake Forest Head Coach Danny Manning

"Joe Dooley is an excellent choice to lead ECU forward. His resume, including helping Kansas to a national championship, speaks for itself. His success as a coach, recruiter and program builder aligns perfectly with where Pirate basketball is headed."

– ESPN College Basketball Analyst Fran Fraschilla

"Joe is a proven, professional and successful coach. His ability to relate to young people is his greatest quality. Joe will do an outstanding job at ECU. Congratulations to all parties."

– Former ECU Head Coach Eddie Payne

"I'm really excited for Joe to be going back to ECU. I know he enjoyed his first stint there a couple of decades ago. He's had so many experiences since then that made him one of the very best assistant coaches in the country and he's grown into a terrific head coach. Joe will bring a wealth of experience, ideas and work ethic to ECU that I am sure the players and everyone around him will appreciate. Joe is a terrific recruiter and he knows how to recruit talent and improve their talent, which must be done at every school in order to compete at a high level. The community will fall in love with Joe, but also with Tanya and Max."

– Kansas Head Coach Bill Self

# Assistant Coaches



## Raphael Chillious

*Associate Head Coach*

*First Year (Lafayette, 1996)*

Regarded as one of college basketball's top recruiters and known for his ability to develop players, Raphael Chillious joined the ECU men's basketball program as associate head coach in

April 2018.

Chillious came to ECU after one season at Connecticut, where he served as associate head coach and helped assemble a top-25 recruiting class.

Prior to joining the Huskies, Chillious spent seven of the previous eight seasons on the coaching staff at the University of Washington, including the 2016-17 season as associate head coach. He began his Division I coaching career at Washington in 2009-10, where he remained for three seasons before becoming an assistant coach at Villanova in 2012-13. After one year at Villanova, Chillious returned to Washington and remained there until going to UConn.

During his second stint in Seattle, Chillious helped mentor the team's guards while assisting with the recruiting resurgence that featured the nation's No. 7 class in 2015 headlined by NBA First Round Draft picks Dejounte Murray and Marquese Chriss. He was also key in the signing of Markelle Fultz for the class of 2017. Fultz, who finished the 2016-17 season sixth in the NCAA in scoring with 23.2 points per game as the nation's top freshman scorer and the PAC-12's overall leading scorer, was the first overall pick by the Philadelphia 76ers in the 2017 NBA Draft.

Chillious assisted future First-Team All-America Nigel Williams-Goss' evolution from a PAC-12 all-freshman team performer in 2014 to a second-team all-conference player the following season. He also helped Quincy Pondexter mature into a 2010 First-Team PAC-10 player and NBA First Round selection.

He was influential in the recruitment and development of Terrence Ross and Tony Wroten into 2012 NBA First Round Draft picks. Chillious was also instrumental in the progression of C.J. Wilcox from 2011 PAC-12 all-freshman team player into a 2014 NBA First Round Draft pick.

While at Villanova in 2013, he helped the Wildcats to a 20-14 record, 10-8 in BIG EAST action. He coached third-team All-BIG EAST selection Jay-Vaughn Pinkson and All-Rookie team member Ryan Arcidiacono and Villanova notched three wins over AP Top 5 ranked opponents, including a 73-64 victory over eventual national champion Louisville. The Wildcats earned a No. 9 seed in the NCAA tournament and lost in the first round to North Carolina.

Arcidiacono earned Most Outstanding Player honors at the 2016 Final Four as Villanova won the national title.

Chillious was named an assistant coach at Washington in April 2009 and was an integral part of the staff that helped the Huskies win consecutive PAC-10 tournament championships in 2010 and '11, plus the regular season title in the first year of the newly formed PAC-12 in 2012.

He helped coach the team to a 26-10 record and NCAA Sweet 16 appearance his first year, followed by a 24-11 season and second consecutive PAC-10 Tournament Championship in 2011. In 2012, Washington was 24-11 overall and finished 14-4 in the conference to

## THE RAPHAEL CHILLIOUS FILE

### Coaching Experience:

2018-present	ECU, Associate Head Coach
2017-18	UConn, Associate Head Coach
2016-17	Washington, Associate Head Coach
2013-16	Washington, Assistant Coach
2012-13	Villanova, Assistant Coach
2009-12	Washington, Assistant Coach
2003-08	South Kent School (Conn.), Head Coach/Athletic Director
2001-03	West Nottingham Academy (Md.), Head Coach
1997-01	University of Victoria (B.C.), Assistant Coach

### NBA Draft Picks (Chillious signed and/or coached each player listed):

2017	Nigel Williams-Goss, Utah (Second)
2017	Markelle Fultz, Philadelphia (First)
2016	Dejounte Murray, San Antonio (First)
2016	Marquese Chriss, Sacramento (First)
2014	C.J. Wilcox, Los Angeles Clippers (First)
2012	Tony Wroten, Memphis (First)
2012	Dion Waiters, Cleveland (2012)
2012	Terrence Ross, Toronto (First)
2011	Isaiah Thomas, Sacramento (Second)
2010	Quincy Pondexter, Oklahoma City (First)
2009	Jack McClinton, San Antonio (Second)
2006	Josh Boone, New Jersey (First)
2005	Andray Blatche, Washington (Second)
2004	Dorell Wright, Miami (First)

claim the regular season title.

Chillious played a key role in coaching guards at Washington - including future NBA All-Star Isaiah Thomas, who was a two-time All-PAC-10 performer. He also established his foothold in the world of recruiting by helping the Huskies construct highly acclaimed 2010 and 2011 classes.

Chillious previously served as the head basketball coach and co-athletic director at South Kent (Conn.) School from 2003-2008, where he mentored the aforementioned Thomas, Dorrell Wright, Andray Blatche and Dion Waiters. Before going to South Kent, he was also a prep school coach at West Nottingham Academy (Md.), where he coached future New Jersey Nets forward Josh Boone.

A native of Mt. Zion, Md., Chillious attended Lafayette College (Pa.), earning his Bachelor of Science degree in psychology in 1996. He served as the basketball team captain during his senior year and also received the President's Silver Award with a 3.45 GPA as a senior. He continued his education at the University of Victoria (Victoria, B.C.), where he also began his coaching career in 1997. From there, he moved on to become the head coach at West Nottingham in 2001, then took the job at South Kent two years later.

Chillious and his wife, Charlene, have a daughter.



## Steve Roccaforte

**Assistant Head Coach/Recruiting Coordinator  
First Year (Lamar, 1989)**

Steve Roccaforte begins his first season as assistant head coach/recruiting coordinator at ECU after spending the previous four years at Virginia Tech, the last of which he served as as-

sociate head coach.

Roccaforte, known nationally as a tireless recruiter and enthusiastic floor coach, helped the Hokies earn back-to-back NCAA Tournament at-large bids in 2017 and 2018 and post three consecutive 20-win seasons (2015-18) since a five-year span that ended in 1985-86. He also helped the Hokies win 10 ACC games in three consecutive seasons for the first time since joining the conference in 2004.

Roccaforte joined the coaching staff at Virginia Tech following three years as an assistant coach at South Florida. He played a large role in USF getting a top-15 nationally ranked recruiting class for both the 2012-13 and 2013-14 seasons and helped the Bulls advance to the round of 32 in the 2012 NCAA Tournament.

Prior to USF, Roccaforte was the head coach at his alma mater, Lamar University, for five seasons after serving as an assistant coach at Lamar (2003-06), Memphis (2000-03), Wyoming (1998-00), Tulane (1994-98) and Centenary (1989-94) to begin his career.

With more than 30 years of experience at the NCAA Division I level, Roccaforte has worked with some of the top coaches in the business and has recruited some of the top talent in the country. He has served under national coaches of the year in John Calipari, Perry Clark and Billy Tubbs to develop multiple nationally ranked recruiting classes.

Roccaforte helped assemble a top-20 recruiting class at five institutions, including the nation's top-rated class at Memphis in 2001. He also aided in the construction of a pair of top 10 classes at Lamar, two additional top 15 classes at Memphis and USF and three top 25 groups at both Tulane and Virginia Tech. In total, Roccaforte has facilitated 14 top 25 units, including four top 10.

Roccaforte's penchant for recruiting was as evident as ever in 2009-10 as Lamar's eight-player class was ranked ninth by *HoopScoopOnline.com* and 15th-best in the nation by Basketball Times. The class featured three of the top 15 scorers in Junior College Division I. *HoopScoop.com* rated Lamar's class in 2004, the first full recruiting class with Roccaforte on staff, among the top 10 in the country.

During his career, Roccaforte has coached or signed 18 future NBA players including six-time All-Star Amare Stoudemire and Kendrick Perkins, member of the 2008 NBA Champion Boston Celtics, along with first round draft picks Dejuan Wagner, Antonio Burks, Qyntel Wood and Rodney Carney.

Roccaforte is also no stranger to postseason play, having served on the staff of eight teams that extended their seasons. He has been to a five NCAA Tournaments, two with Virginia Tech and one each with USF, Tulane, and Memphis along with NIT appearances at Tulane, Wyoming, Memphis and Virginia Tech. Tulane advanced to the NIT Final Four at Madison Square Garden in 1996. He helped Memphis reach MSG in 2001, win the NIT title in 2002 and advance to the NCAA Tournament in 2003 for the first time in seven years.

## THE STEVE ROCCAFORTE FILE

### Coaching Experience:

2018-pr.	ECU, Assistant Coach
2017-18	Virginia Tech, Associate Head Coach
2014-17	Virginia Tech, Assistant Coach
2011-14	South Florida, Assistant Coach
2006-10	Lamar, Head Coach
2003-06	Lamar, Assistant Coach
2000-03	Memphis, Assistant Coach
1998-00	Wyoming, Assistant Coach
1994-98	Tulane, Assistant Coach
1989-94	Centenary, Assistant Coach

### NBA Draft Picks (Roccaforte signed and/or coached each player listed):

2009	Robert Dozier, Miami (Second)
2006	Rodney Carney, Chicago (First)
2004	Antonio Burks, Orlando (Second)
2003	Kendrick Perkins, Memphis (First)
1997	Jerald Honeycutt, Milwaukee (Second)
2002	Chris Owens, Milwaukee (Second)
2002	Qyntel Woods, Portland (First)
2002	Amare Stoudemire, Phoenix (First)
2002	Dejuan Wagner, Cleveland (First)

In all, Roccaforte's teams have made 11 postseason appearances with the Hokies' 2018 NCAA appearance being the most recent.

Roccaforte finally got his chance to be a head coach after Tubbs resigned his post at Lamar to focus on his Director of Athletics duties in March 2006.

In his five seasons, Lamar was a sparkling 55-20 at home in the Montagne Center and Roccaforte guided LU to its first SLC regular-season championship in more than 20 years in his second season with an impressive 13-3 conference mark. He coached nine all-conference selections at Lamar.

The 2007-08 season featured a number of impressive streaks. Among them were a 14-2 home record, a school-record six-consecutive conference road victories and the eighth-largest home crowd in school history. Lamar ranked eighth in the nation in scoring offense (81.5 ppg.) and in the top 50 in both field goal percentage (46.9) and 3-point field goal percentage (38.2).

For his efforts, Roccaforte was named the 2007-08 Southland Conference (SLC) Coach-of-the-Year by the Lake Charles American-Press newspaper and the *CollegeInsider.com* Southland Conference Coach-of-the-Year.

Academics are a high priority for Roccaforte as evidenced by the fact that Lamar's increase in Academic Progress Rate (APR) was among the best in the country. Lamar's APR, which is a real-time measurement of a team's ability to stay on course and graduate, moved up 101 spots to No. 20 in the country during Roccaforte's tenure. Nineteen of 20 seniors earned their degrees while he was the head coach as did 100 percent of the seniors at USF from 2011 to 2014.

He earned his Bachelor of Applied Arts and Sciences degree from Lamar in 1989. He has two daughters, Victoria and Sofia, and a son, Lucien.



# Ken Potosnak

Assistant Coach

Ninth Year (Randolph-Macon, 1990)

Ken Potosnak begins his ninth year as an assistant coach at ECU and his 27th overall as a Division I assistant coach. Potosnak worked as a member of coach Jeff Lebo's staff for eight seasons and was retained when Joe Dooley became the Pirates' head coach.

As a member of the ECU coaching staff, Potosnak helped the Pirates construct their most successful four-year period in the school's Division I history. The Pirates have made three postseason appearances, won 20 games for the first time as a Division I institution and captured the 2013 CIT title with Potosnak on the bench.

Six players have earned all-conference honors during Potosnak's tenure, while four players have garnered American Athletic Conference All-Rookie Team accolades. Three players have also received specialty awards: Brock Young (2011 Conference USA Sixth Man-of-the-Year), Prince Williams (2016 American Athletic Conference Most Improved Player) and Shawn Williams (2018 American Athletic Conference Rookie-of-the-Year).

Prior to ECU, Potosnak spent one season with Lebo as an assistant coach at Auburn after serving in the same capacity at South Carolina for three years under former ECU coach Dave Odom from 2005-08; helping guide the Gamecocks to their second consecutive NIT title in 2006. Among the players Potosnak coached at South Carolina were future NBA players: Renaldo Blackman (2006 NBA Draft First Round pick), Tarence Kinsey and Brandon Wallace. His recruiting efforts resulted in the Gamecocks landing a top 20 recruiting class in 2006, which featured three-time First-Team All-SEC point guard Devan Downey and 2011 SEC Defensive Player-of-the-Year Sam Muldrow. That class claimed a share of the 2009 SEC Eastern Division title, the program's first since 1997.

Prededing his time in Columbia, Potosnak was the top assistant at Furman for eight years from 1997-2005. His recruiting efforts landed six All-Southern Conference performers, including 2005 SoCon Freshman-of-the-Year Quan Prowell. The Paladins made their first SoCon Championship game appearance since 1980 in 2002 with Potosnak assisting.

A renowned recruiter throughout the United States, he has concentrated efforts internationally where he recruited Brazilian guard Guilherme Da Luz, French forward Karim Souchu and Senegalese forward Malaye Ndoeye,

## THE KEN POTOSNAK FILE

### Coaching Experience:

2010-present	ECU, Assistant Coach
2009-10	Auburn, Assistant Coach
2005-08	South Carolina, Assistant Coach
1997-05	Furman, Assistant Coach
1992-97	The Citadel, Assistant Coach

### NBA Draft Picks (Potosnak recruited and/or coached each player listed):

2006	Renaldo Blackman, New York (First)
1995	Randolph Childress, Detroit (First)
1993	Rodney Rogers, Denver (First)
1992	Chris King, Seattle (Second)

who were All-Southern Conference selections at Furman.

Potosnak made his way to Furman after he served as an assistant at The Citadel for five years (1992-97). He began his coaching career as a graduate assistant to Odom at Wake Forest for two seasons from 1990-92, helping the Demon Deacons to consecutive NCAA Tournament appearances with teams that featured future NBA players Randolph Childress, Rodney Rogers, Chris King and Anthony Tucker.

The New Kensington, Pa., native has extensive experience as a working camps and clinics both domestically and internationally. He was a long-time coach at the Five-Star Basketball Camp and operator of offseason professional player development workouts in Atlanta. His expertise in the game has taken him throughout Europe and Asia.

Potosnak is a 1990 graduate of Randolph-Macon College in Ashland, Va., where he helped lead the Yellow Jackets to a pair of top 25 finishes in 1989 (No. 22) and 1990 (No. 14). As a senior guard leading his team to the NCAA Division III Tournament in 1990, he was named Randolph-Macon's Scholar Athlete-of-the-Year. He earned a master's degree from Wake Forest in 1992.

He is married to Sherry McWherter of Durham, N.C.



# Administrative/Operational Support Staff



## Kyle Robinson

**Director of Basketball Operations**  
**Ninth Year (Gardner-Webb '03)**

Kyle Robinson is in his ninth season as the director of basketball operations at ECU. He joined the Pirates' coaching staff in 2010 after spending the previous three seasons in the

same position at College of Charleston.

Robinson's duties include, but not limited to, developing and managing the annual budget, organizing team travel, managing all community outreach activities, serving as the chief liaison to academic counselors and compliance officers, working with adidas to order equipment as well coordinating on-campus recruiting visits among many things. Robinson also oversees all logistics and registration of the Joe Dooley Basketball Camp.

During his time at ECU, the Pirates have made three postseason appearances, posted the most wins in a single-season and captured their first CIT title. Six players have received all-conference accolades and four have merited all-rookie team honors.

Before planting roots in Greenville, Robinson served as director of basketball operations at College of Charleston under legendary coach Bobby Cremins and was a part of a Cougar program that won 27 games and made the 2009 South Conference Championship game. During the 2010 season, Robinson was on the bench when the Cougars, led by Andrew Goudelock, upset No. 9 North Carolina. Goudelock finished his career as Charleston's career leader in points and ranks third in Southern Conference history with 2,571. Goudelock was drafted in the second round of the 2011 NBA Draft by the Los Angeles Lakers with the 46th overall pick.

Robinson spent three seasons as a graduate assistant/manager to Jeff Lebo at Auburn after a year stint as assistant men's basketball coach at Lincoln (Ill.) Christian College where the Preachers won a school-record 21 games en route to the school's first Midwest Regional Championship. Lincoln Christian then advanced to the 2004 national semifinals.

Robinson began his career as an undergraduate at Gardner-Webb, where he was the head men's basketball manager for four years (1999-2003). The Runnin' Bulldogs were the 2000 South Atlantic Conference Champions and went on to the NCAA Division II Tournament.

Robinson has worked numerous NCAA Division I team and individual camps in the Southeast and coached in YMCA summer leagues and youth recreational leagues.

The Clover, S.C., native earned a bachelor's degree in physical education from Gardner-Webb in 2003. He was a member of the Dean's List and a three-time selection to the President's List. He also holds a master's degree in sports administration from Auburn.

Robinson is married to the former Bobbie Holder of Winston-Salem, N.C. They are the parents of two sons, Samuel Chase and Lincoln Joseph. He is the co-founder and president for Aces for Autism, a local non-profit in Greenville serving children and families affected by autism.



## Derek DeMasi

**Assistant Director of Basketball Operations**  
**First Year (Rhode Island '11)**

Derek DeMasi is in his first season as assistant director of basketball operations at ECU after spending the 2017-18 campaign as assistant video coordinator at Florida Gulf Coast for

coach Joe Dooley.

DeMasi serves as the liaison between the student-athletes and the financial aid office and the admissions office, while assisting with travel, on-campus recruiting, social media and game day operations.

As member of the coaching staff at FGCU, DeMasi helped coordinate all video operations, develop the team playbook and organize detailed scouting reports as the Eagles won the Atlantic Sun regular season title and posted a 23-12 overall record.

Prior to joining the staff at FGCU, DeMasi served two seasons as assistant coach at St. Andrews School in Barrington, R.I. During his two years at St. Andrews, DeMasi helped the squad record back-to-back 20-win seasons, reaching the NEPSAC AA Tournament semifinals each year, and seven student-athletes earn Division I scholarships.

DeMasi began his basketball coaching journey with a four-year stint as an assistant coach at Wheaton College in Norton, Mass.

DeMasi received his Bachelor of Science in business administration from the University of Rhode Island in May, 2011. A four-time Dean's List student, DeMasi was the head student manager for the Rams' baseball team from December 2009-June 2011. During that time, he was responsible for the breakdown and compilation of statistical data and video editing while assisting with the coordination of team travel and the development and production of yearly fundraisers. DeMasi also managed numerous events, including the annual golf tournament and Autism Awareness Day and organized recruiting information.

A four-year football operations summer intern with the New England Patriots, DeMasi spent the entire 2010 season with the organization and helped with both the logistical coordination of the team's football operations and the day-to-day logistical needs of players and staff. Additionally, DeMasi was accountable for the organization and production of player/coach game plan books and playbooks. He also assisted with media resource projects, the research of player information, and the transportation of players and personnel.



## Tyler Lewis

**Video Coordinator**  
**First Season (Butler '17)**

Former NC State and Butler guard Tyler Lewis joined the ECU men's basketball staff as the program's coordinator of video operations in June after spending the 2017-18 campaign as director of recruiting at Furman University.

Lewis will serve as the Pirates' primary video contact and will also be heavily involved in recruiting and player development.

As a senior at Butler in 2016-17, Lewis averaged 6.5 points and four assists per game to lead the Bulldogs to a 25-9 record, second-place finish in the Big East Conference and NCAA Sweet Sixteen appearance. The Bulldogs' point guard ranked second nationally and paced the Big East in assist/turnover ratio. He was named to the 2016-17 Big East All-Academic Team.

After sitting out the 2014-15 campaign, Lewis shot a team-high 85.2 percent from the foul line for the 2016 Bulldogs squad that reached the second round of the NCAA Tournament. He played in 67 games and made 40 starts during his two seasons in Indianapolis and helped Butler win 45 games.

Lewis played in 70 games and made 20 starts as a freshman and sophomore at NC State and helped the Wolfpack earn an at-large bid to the 2014 NCAA Tournament. As a sophomore he led NCSU with 135 assists, while shooting a team-best 74.4 percent at the charity stripe. Lewis also set the school single-season record for assist-to-turnover ratio (3.55).

The Statesville, N.C., native began his high school career at Forsyth Country Day (N.C.) School and finished as the school's all-time leader in points (1,927) and assists (685). A two-time *Maxpreps.com* All-America selection, Lewis finished runner-up for the 2011 Associated Press North Carolina High School Player-of-the-Year.

He concluded his high school career at Oak Hill Academy (Va.). In 2012, he earned McDonald's All-America Team honors and was named Virginia Gatorade Player-of-the-Year after averaging 12.0 points and 7.9 assists per game to help Oak Hill to a 44-0 record.

Lewis graduated from Butler in 2017 with a degree in marketing. He is married to the former Ali Burgiss, a former ECU cheerleader, of Statesville, N.C.



## Jennifer Bonner

**Assistant Director of Student Development  
14th season (ECU, 1999)**

Jennifer Bonner has been a member of the ECU student development staff since being hired as a learning specialist and tutor coordinator in April of 2005 and was promoted to assistant director in 2017. She was the first learning specialist employed by the athletic department and first full-time tutor coordinator.

In addition to working directly with the men's basketball program, Bonner is responsible for providing academic support and learning techniques to student-athletes across all of ECU's sports programs. She also supervises the study hall planning for all sports and manages the departmental screening/testing process for at-risk student-athletes, while promoting the development of independent learning.

Bonner began working with men's basketball full-time following her promotion in 2017. In her first year working with the program, seven student-athletes were named to The American All-Academic team and junior Justice Obasohan was named to the National Association of Basketball Coaches (NABC) Honors Court, which recognizes men's collegiate basketball student-athletes who excelled in academics during the season.

A total of eight ECU men's basketball student-athletes were named to the ECU Dean's List and three to the ECU Honor Roll during the 2017-18 academic year with her tutelage.

She began her career in August of 2001 as a special education teacher for grades 2-3 for Beaufort County Schools, before becoming a supervising

teacher for the Liberty Network of Child & Family Services.

A Washington, N.C., native, Bonner earned a bachelor's degree in special education from East Carolina University in 1999, before completing a master's degree in recreational therapy administration at her alma mater two years later. She is a member of the College Reading and Learning Association and was previously a certified therapeutic recreation specialist and North Carolina licensed teacher.

She married her husband Joseph in May of 2002 and the couple has a son, Christopher.



## Vinnie Calautti

**Assistant Strength and Conditioning Coach  
Second Season (Massachusetts '12)**

Vinnie Calautti joined ECU as an assistant strength and conditioning coach prior to the start of the 2017-18 school year and works directly with men's and women's basketball as well as lacrosse, while assisting with football.

Before coming aboard the ECU coaching staff, Calautti spent four seasons as an assistant strength and conditioning coach at Boston University where he worked directly with men's basketball and men's soccer as well as men's and women's tennis.

With the assistance of Calautti's training methods, BU captured the 2014 Patriot League regular-season men's basketball and men's soccer championships.

Prior to BU, Calautti served as a strength coach at Mike Boyle Strength and Conditioning where he implemented sports performance programs for high school and collegiate athletes.

During the summer of 2013 he was a strength coach at the USA Women's Developmental Camp where he directed teams through a customized two-day strength program and conducted a seminar of the importance of strength training, injury prevention and nutrition.

As an undergraduate at the University of Massachusetts, Calautti served as an intern with the men's basketball team and the implementation of the strength training and injury reduction programs.

Calautti is a Certified Strength and Conditioning Specialist (CSCS) by the NSCA and holds certification as a Collegiate Strength and Conditioning Coach (SCCC).

Calautti is a 2012 graduate of UMass with a bachelor's degree in kinesiology. He is currently pursuing a master's degree from ECU in the same field of study.



## Nate Clark

**Associate Athletic Trainer  
11th Season (Lock Haven '01)**

Nate Clark is in his 11th season as the men's basketball athletic trainer at ECU. He joined the Pirate athletic program in the summer of 2008 and works primarily with the men's basketball team while supervising several Olympic sports.

Prior to arriving at ECU, Clark spent five years as an assistant athletic trainer at North Carolina Wesleyan, serving as the head football trainer and the primary athletic trainer for baseball.

Clark began his career in sports medicine as a student athletic trainer at Lock Haven University. After completing his undergraduate studies, he served as a graduate assistant at Ohio University during the 2001-02 season, working primarily with the Bobcats' football program. From there, he spent one season as a resident athletic trainer at Lafayette College before becoming a part of the athletic training staff at N.C. Wesleyan.

He earned his Bachelor of Science degree in health science from Lock Haven in 2001 and earned a master's degree in recreation and sport sciences from Ohio University in 2002. Clark is a Certified Athletic Trainer (ATC) and member of the National Athletic Trainers Association. He is also a member of the North Carolina Board of Athletic Trainer Examiners.

He is married to the former Allison Honeycutt, an ECU graduate, of Wilmington, N.C., and they are the parents of a son, Benjamin.



## Jody Jones

**Associate Director of Athletics Media Relations  
19th Season (ECU, 1997)**

A member of the ECU athletics media relations staff since 2000, Jody Jones serves as the primary contact for the men's basketball team, as well as publicizing and coordinating media activities for the men's golf and swimming and diving teams. He also serves as the editor of the football and men's basketball game program.

A 1997 ECU graduate with a Bachelor of Science degree in communication and minor in history, Jones worked in the athletics media relations departments at College of Charleston, Wake Forest University and Western Carolina University before he rejoined the ECU Sports Information Department, where he worked as a student assistant for three years, in 2000.

He has been a part of the media operation staffs at numerous NCAA Division I Men's Basketball Tournament regional sites as well as three Final Fours. He also served as press officer for a pair of United States basketball teams sponsored by Athletes In Action, touring the Philippines ('06) and Taiwan ('07). Jones is a member of the United States Basketball Writers Association and College Sports Information Directors of America.

Born in Raleigh and raised in Knightdale, N.C., Jones and his wife, Diana, also an ECU graduate, are the parents of two daughters, Brooke and Taylor.



## Brian Meador

**Director of Video Production  
Ninth Season (ECU, 1996)**

Brian Meador joined the ECU Athletics staff in 2010 and currently serves as the director of video production.

In his current role, Meador produces exclusive video content for ECU's football, basketball and baseball coaches shows, while handling numerous game day and video board responsibilities for Pirate home sporting events.

Prior to his hire, Meador was a sports reporter and anchor at WITN-TV, Greenville's NBC news affiliate, where he was honored by the Associated Press with Best Sports Feature Awards - the second coming in 2009. He handled sideline reporting duties for ECU football games and occasionally provided color commentary for Pirate basketball games in 2008.

Meador began his career as a sports reporter and anchor at WNCT-TV in Greenville (CBS) from 1994 to 2003 where he won a pair of Associated

Press Best Sports Feature awards. He was also honored by the NCHSAA in 2003 for his coverage of local high school sports.

Born in Cheberly, Md., and a native of Fuquay-Varina, N.C., native, Meador graduated from ECU with a bachelor's degree in communications in 1996.

Meador married his wife Kim in the fall of 2014.



## Eric Ward

**Director of Marketing & Fan Engagement  
Second Season (South Carolina '12)**

Eric Ward, who was named Director of Marketing and Fan Engagement at ECU in January of 2017, arrived in Greenville after serving as Associate Director of Promotions & Fan Engagement at Texas Tech University since 2013. He most recently was charged with directing marketing efforts for the Red Raider football and men's basketball programs. He came to Lubbock as Assistant Director, where he oversaw marketing for the baseball and women's soccer programs. Ward served as gameday producer, directed ticketing campaigns and worked as social media manager.

Thanks to Ward's efforts, Jones AT&T Stadium was ranked the eighth-best college football gameday experience by Stadium Journey. He also oversaw men's basketball ticket sales that reached its highest mark in a decade in 2016. Additionally, in just three seasons, Ward played an integral role in doubling attendance at Red Raider baseball games while overhauling the gameday experience to a nationally recognized level.

Starting in the fall of 2015, Ward was selected the Big XII Conference representative for the National Association of Collegiate Marketing Administrators. He served as the lead liaison between NACMA and the 10 Big 12 institutions as well as its 66 affiliated members. Ward promoted attendance for the 2016 NACDA convention and achieved 100 percent of all membership and attendance goals.

Ward began his career as a marketing intern at his alma mater, the University of South Carolina, before earning promotion to the post of marketing assistant. His duties included directing or assisting in all marketing efforts for football, men's basketball, baseball, men's and women's soccer and equestrian as well as overseeing the recruitment, training and management of the marketing intern program.

Ward earned a Bachelor of Science in sport and entertainment management from South Carolina in 2012.

# FOLLOW THE PIRATES™



**@ecubasketball**



**@ecubasketball**




**ECU Basketball**





# The Players



# 2018-19 Players



**2 K.J. Davis**  
Guard • 6-5 • 200 • Sophomore  
Portsmouth, Va. (*I.C. Norcom High School*)

**Career Notes:** Played in 26 games as a freshman, making one start ... Was the first player in the Class of 2017 to sign with the Pirates, inking his NLI during the fall signing period.

**As A Freshman (2017-18):** Averaged 3.1 points, 2.3 rebounds and 10.7 minutes per game in 26 contests ... Made his lone start of the season Feb. 14 at Tulane ... Scored double figures just once, netting 10 points at home against Tulane (1/31/18) ... Grabbed four or more rebounds in a game nine times with a season-best seven at home against Grambling State (12/21/17) and UConn (2/18/18) ... Posted season-highs for blocked shots (3) and steals (3) at home against SMU (2/22/18) ... Buried a season-best three 3-point attempts inside Williams Arena against the Green Wave (1/31/18) ... Made his ECU debut in the season opener against Coppin State (11/12/17), scoring five points and grabbing four rebounds in 13 minutes of action.

**High School:** Attended I.C. Norcom High School and graduated with

honors ... Four-year letterman for coach Leon Goolsby ... Averaged 20.3 points, 8.3 rebounds, 2.5 blocks, 2.0 steals and 1.5 blocks per game as a senior ... Team posted a combined record of 91-20 during his four years ... Member of three consecutive Virginia High School League championship teams at Norcom (2015, '16, '17) ... Selected the 2017 *Virginian-Pilot* All-Tidewater Player-of-the-Year ... Named 2017 Conference 27 Player-of-the-Year as well as first-team all-conference ... Two-time first-team All-Tidewater selection ... Voted 2016 Second-Team Virginia High School Coaches Association (VHSCA) All-State 3A Team and First-Team All-Region 3A East ... Served as team captain as a senior ... Participated in the 2017 Allen Iverson Roundball Classic ... Selected to compete in the inaugural Joy Fund All-Star Classic charity game following the 2016-17 season ... Scored 45 points as a senior against Churchland High School.

**Personal:** Full name is Kevin O'Neal Davis, Jr. ... Son of Kevin and Mori-Lyn Davis ... Has three siblings: Ryan Turner, MyKaylyn Davis and Kamryn Davis ... Plans to pursue a degree in business management.

## Davis' Career Highs

Points	10 vs. Tulane (1/31/18)
Rebounds	7, two times
Assists	2, two times
Blocks	3 vs. SMU (2/22/18)
Steals	3 vs. SMU (2/22/18)
Field Goals	3, four times

Field Goal Attempts	8, three times
Three-Point Field Goals	3 vs. Tulane (1/31/18)
Three-Point Field Goal Attempts	5 vs. Tulane (1/31/18)
Free Throws	3 vs. Grambling State (12/21/17)
Free Throw Attempts	8 vs. Grambling State (12/21/17)
Minutes Played	25, two times

## Davis' Career Statistics

Year	GP	GS	Min	Avg	FG	FGA	Pct	3PT	3PA	Pct	FT	FTA	Pct	O-D-Reb	Avg	PF-FO	Ast	TO	Blk	Stl	Pts	Avg
2017-18	26	1	277	10.7	30	91	.330	13	53	.245	7	18	.389	15-44-59	2.3	23-0	8	16	10	9	80	3.1

## Davis' Career American Athletic Conference Statistics

Year	GP	GS	Min	Avg	FG	FGA	Pct	3PT	3PA	Pct	FT	FTA	Pct	O-D-Reb	Avg	PF-FO	Ast	TO	Blk	Stl	Pts	Avg
2017-18	17	1	202	11.9	21	61	.344	10	37	.270	4	7	.571	8-33-41	2.4	16-0	7	12	9	7	56	3.3





## O Isaac Fleming

Guard • 6-4 • 195 • Senior  
Wilmington, Del. (University of Hawaii)

**Career Notes:** Sat out the 2016-17 season in accordance with NCAA rules after he transferred to ECU during the summer of 2016 ... Played his freshman and sophomore season at the University of Hawaii ... Has played in 84 career games between his two years at Hawaii and one season at ECU ... Scored 890 career points entering his final season of eligibility with 266 rebounds, 264 assists and 99 steals ... Owner of the only two triple-doubles in ECU history.

**As A Junior (2017-18):** Played in all 30 games with 28 starts in his first season with the Pirates ... Averaged 12.5 points, 3.8 rebounds, 4.8 assists and 32.1 minutes per game ... Led the team in assists (144) and steals (37) ... One of two players in NCAA Division I to post two triple-doubles during the season ... Ranked second in The American in assists per game, 13th in steals per game (1.2) and 14th in assist-to-turnover ratio (1.3) ... Led the league in multiple assist games with four ... Averaged 5.3 assists per game during conference play ... Scored double figures in 20 games with a trio of 20-point performances ... Recorded the first triple-double in school history with 11 points, 10 rebounds and 11 assists against Memphis (2/3/18) ... Registered his second triple-double 15 days later with 13 points, 10 rebounds and 10 assists against UConn (2/18/18) ... Credited with five steals in the regular season finale at Memphis (3/4/18) ... Longest double figure scoring streak of the year was 10 games (1/17 - 2/25) ... Posted consecutive 20-point games with 23 against North Carolina A&T (1/16/17) and 21 versus UNCW (11/30/17) ... Made a season-best four 3-pointers against SMU (2/22/18) ... Played 35 or more minutes in a game nine times.

**At Hawaii (2014-16):** Saw action in 54 games and made seven starts ... Averaged 9.5 points, 2.8 rebounds and 2.2 assists per game, averaging 23.3 minutes ... Shot 46.1 percent from the floor and 69.0 percent at the free throw line ... Scored double figures in 26 games with three games with more than 20 points ... Made three or more 3-pointers in a game five times ... Dished out four or more assists in a game 16 times with a career-best seven against Hawaii-Hilo (12/8/15) ... Credited with multiple steals in 15 games, including a career-high six in two games: UC Davis (1/22/15) and Northern Iowa (12/22/15) ... Poured in a career-high 23 points at Cal State Fullerton (1/16/16) as a sophomore ...



Also scored 22 points against UC Santa Barbara (1/29/16) and 21 at Texas Tech (11/21/15) ... Pulled down eight rebounds at the 2014 Diamond Head Classic against Northern Iowa (12/22/15) ... Named to the all-tournament team at the 2014 Diamond Head Classic.

**High School:** A 2013 graduate of National Christian Academy in Fort Washington, Md.

... Averaged 25.7 points and almost 10 rebounds and four assists per game ... Helped lead the Eagles to a 22-7 mark and an 8-2 record in conference ... Earned all-metro honors from the Washington Post and Prince George's All-Gazette second team honors ... Selected to participate in the 40th Annual Capital Classic All-Star game in Washington D.C. ... Rated as the 15th top prospect in Virginia by Phenom Hoop Report ... Prior to attending the National Christian Academy, he was enrolled at William Penn High School in his native Delaware ... Two-time all-conference guard ... Was also a two-time all-state cornerback for the William Penn football team ... Helped lead the team to the state football championship game as a junior ... Spent the 2013-14 season at Massanutten Military Academy, a post-graduate academy in Virginia, and averaged 21 points, six rebounds and seven assists per game for a squad that was ranked in the top 10 nationally ... Named MVP of the Josh Howard Classic after upsetting then-No. 2 Hargrave Military Academy ... Played AAU ball for Team Takeover EYBL and Team Loaded (Va.).

**Personal:** Full name is Isaac Javaun Fleming ... Parents are Isaac and Jalpurnia Fleming ... Older brother, Isaiah, played linebacker for Cheyney University in Philadelphia ... Academic major is communication.

### Career Highs

**Points** ..... 23, two times (last vs. N.C. A&T, 11/26/17)  
**Rebounds** ..... 10, two times (last vs. UConn, 2/18/18)  
**Assists** ..... 11, two times (last vs. Memphis, 2/3/18)  
**Blocks** ..... 2 at Rutgers (11/24/17)  
**Steals** ..... 5 at Memphis (3/4/18)  
**Field Goals** ..... 9 vs. UNCW (11/30/17)

**Field Goal Attempts** ..... 17 vs. Hawaii-Hilo (12/8/15)  
**Three-Point Field Goals** ..... 4, three times (last vs. SMU, 2/22/18)  
**Three-Point Field Goal Attempts** ..... 10 at Fullerton (1/16/16)  
**Free Throws** ..... 8, three times (last vs. N.C. A&T, 11/26/17)  
**Free Throw Attempts** ..... 11 vs. Grambling State (12/21/17)  
**Minutes Played** ..... 41, two times (last vs. Memphis, 2/3/18)

### Fleming's Career Statistics

Year	GP	GS	Min	Avg	FG	FGA	Pct	3PT	3PA	Pct	FT	FTA	Pct	O-D-Reb	Avg	PF-FO	Ast	TO	Blk	Stl	Pts	Avg
2014-15*	31	2	715	23.1	115	244	.471	25	97	.258	41	64	.641	31-65-96	3.1	70-3	66	64	4	33	296	9.5
2015-16*	23	5	542	23.6	73	164	.445	27	88	.307	46	62	.742	16-41-57	2.5	49-1	54	36	1	29	219	9.5
2017-18	30	28	962	32.1	144	324	.444	23	87	.264	64	97	.660	39-74-113	3.8	81-4	144	107	3	37	375	12.5
<b>TOTALS</b>	<b>84</b>	<b>35</b>	<b>2046</b>	<b>24.4</b>	<b>332</b>	<b>732</b>	<b>.454</b>	<b>75</b>	<b>272</b>	<b>.276</b>	<b>151</b>	<b>223</b>	<b>.677</b>	<b>86-180-266</b>	<b>3.2</b>	<b>200-8</b>	<b>264</b>	<b>207</b>	<b>8</b>	<b>99</b>	<b>890</b>	<b>10.6</b>

\*Statistics from the University of Hawaii

### Fleming's Career American Athletic Conference Statistics

Year	GP	GS	Min	Avg	FG	FGA	Pct	3PT	3PA	Pct	FT	FTA	Pct	O-D-Reb	Avg	PF-FO	Ast	TO	Blk	Stl	Pts	Avg
2017-18	18	16	588	32.7	84	196	.429	18	57	.316	26	38	.684	29-50-79	4.4	48-1	95	64	1	23	212	11.8



## 5 Ty Foster

Guard • 6-5 • 190 • Freshman  
Baltimore, Md. (*Mount Zion Prep*)

**Career Notes:** Committed to the Pirates during the 2018 spring signing period.

**High School:** Played the 2017-18 season at Mt. Zion Prep (Md.) for coach Rod Harrison ... Began

his high school career as a freshman and sophomore at Gilman (Md.) High School before playing at South Kent (Conn.) School and Middle-

burg (Va.) Academy ... Averaged 20.3 points and 4.1 rebounds per game during the 2016-17 season at Middleburg.

**Personal:** Full name is Tyler Montez Robert Foster ... Son of Robert and Montez Foster ... Born in Baltimore, Md. ... Has a younger brother, Jordan ... Played AAU for B'More's Finest ... Academic major is undeclared.



## 1 Jayden Gardner

Forward • 6-6 • 245 • Freshman  
Wake Forest, N.C. (*Heritage High School*)

**Career Notes:** Inked his NLI with ECU during the 2017 early signing period.

**High School:** Attended Heritage High School and was a four-year letterman for coach Tilden

Brill, leading the Huskies to an 89-25 overall record ... Three-time CAP-8 conference Player-of-the-Year; standalone recipient in 2017 and 2018 after sharing the award in 2016 ... 2018 McDonald's All-American Game nominee ... Named first-team all-state and District V Player-of-the-Year as a junior and senior by the North Carolina Basketball Coaches Association ... Earned Second-Team All-District V honors as a sophomore ... Led the Huskies to the 2018 North Carolina High School Athletic Association (NCHSAA) 4A East Regional title and a runner-up finish in the state tournament ... Scored 30 points and grabbed 12 rebounds in the championship game against Charlotte Independence after putting up 21 points and eight rebounds in the East Regional Final against South Central High School, played inside ECU's Williams Arena at Minges Col-

iseum ... Averaged 24.3 points and 13.9 rebounds per game as a senior leading the Huskies to a 25-5 overall record with the conference regular season and tournament titles ... Concluded his career with 2,282 points which ranks 19<sup>th</sup> in the NCHSAA record book and second in Wake County history behind 1993 Final Four Most Outstanding Player Donald Williams (Garner), who played collegiately at North Carolina ... He grabbed 1,319 career rebounds, which places him first in Wake County history and fourth in NCHSAA lore ... Scored in double-figures in 92-straight games and posted a double-double in 70 of his 114 high school games – over 60 percent ... Ranks among the top-10 in North Carolina high school basketball history in free throws attempted (2<sup>nd</sup>/750), free throws made (8<sup>th</sup>/496), and 20-point games (8<sup>th</sup>/60).

**Personal:** Full name is Jayden David Darrel Gardner ... Son of Darrel and Danielle Gardner ... Has a younger sister, Janiya ... Born in Durham, N.C. ... Played AAU for Team Loaded ... Plans to pursue a degree in communications.



## 10 Tae Hardy

Guard • 6-2 • 190 • Freshman  
Ellenwood, Ga. (*Miller Grove High School*)

**Career Notes:** Inked his NLI with ECU during the 2018 spring signing period.

**High School:** Spent the 2017-18 season at Believe Sports Academy in Athens, Tenn. ... Grad-

uated from Miller Grove (Ga.) High School in 2017 ... Two-year letterman for coaches Rasul Chester and Sharman White ... Helped the Wolverines win the 2016 state championship as a junior, scoring the go-ahead layup with 2:37 left to break a 44-44 tie and give his team the lead for good ... As a senior, he averaged 19.5 points, 5.2 rebounds, 2.8 steals and 2.0 assists per game and led the Wolverines to a 21-9 record with a trip the semifinals of the state playoffs ... Scored over 20 points in a game

11 times and was held to fewer than 15 points just three times during the 2016-17 campaign ... Scored 32 points and collected 10 steals against McEachern High School in the first game of his senior season ... Named the 2016-17 Georgia Athletic Coaches Association Class 5A North Player-of-the-Year ... Selected *Atlanta Journal Constitution* DeKalb County Player-of-the-Year and tabbed Class 5A first-team all-state ... Attended Southwest DeKalb High School as a freshman and sophomore and was named conference freshman-of-the-year as a rookie.

**Personal:** Given name is Naquante Taeshown Hardy ... Son of Johnny and Sarah Head ... Born in Fayetteville, N.C. ... Has a younger sister, Nashae Fowler ... Intended academic major is computer science.





## 41 Addison Hill

Guard • 6-3 • 180 • Senior  
Winterville, N.C.  
(South Central High School)

**Career Notes:** Earned a spot on the roster as a walk-on prior to the 2016-17 campaign ... Served as student manager during the 2015-16 season.

**As A Junior (2017-18):** Played in six games for a total of seven minutes ... Grabbed two rebounds and dished out an assist in three minutes of action against Coppin State (11/12/17).

**As A Sophomore (2016-17):** Saw action in five games during the season, scoring six points and grabbing two rebounds ... Made 3-of-4 field goal attempts for the year ... Played 13 minutes against Charlotte (11/17/16) ... Made one field goal at Charlotte, versus Presbyterian (12/22/16) and at

SMU (2/1/17) ... Grabbed one rebound at Charlotte and against Stetson (11/20/17).

**As A Freshman (2015-16):** Served as a student manager for the ECU men's basketball team.

**High School:** Graduated from South Central High School in 2015 ... Coached by Chris Cherry ... Earned all-conference honors as a senior ... Served as team captain.

**Personal:** Full name is Addison William Hill ... Born in Greenville, N.C. ... Son of William and Tina Hill ... Has an older sister, Kennedy and twin sister Maya ... Pursuing a degree as a health fitness specialist ... His father played basketball at Delaware State from 1978-83.

### Hill's Career Statistics

Year	GP	GS	Min	Avg	FG	FGA	Pct	3PT	3PA	Pct	FT	FTA	Pct	O-D-Reb	Avg	PF-FO	Ast	TO	Blk	Stl	Pts	Avg
2016-17	5	0	18	3.6	3	4	.750	0	0	.000	0	0	.000	0-2-2	0.4	2-0	0	3	0	0	6	1.2
2017-18	6	0	7	1.2	0	1	.000	0	0	.000	0	0	.000	0-3-3	0.5	1-0	1	0	0	0	0	0.0
<b>TOTAL</b>	<b>11</b>	<b>0</b>	<b>25</b>	<b>2.3</b>	<b>3</b>	<b>5</b>	<b>.600</b>	<b>0</b>	<b>0</b>	<b>.000</b>	<b>0</b>	<b>0</b>	<b>.000</b>	<b>0-5-5</b>	<b>0.5</b>	<b>3-0</b>	<b>1</b>	<b>3</b>	<b>0</b>	<b>0</b>	<b>6</b>	<b>0.5</b>

### Hill's Career American Athletic Conference Statistics

Year	GP	GS	Min	Avg	FG	FGA	Pct	3PT	3PA	Pct	FT	FTA	Pct	O-D-Reb	Avg	PF-FO	Ast	TO	Blk	Stl	Pts	Avg
2016-17	1	0	1	1.0	1	1	1.000	0	0	.000	0	0	.000	0-0-0	0.0	0-0	0	0	0	0	2	2.0
2017-18	3	0	4	1.3	0	1	.000	0	0	.000	0	0	.000	0-1-1	0.3	0-0	0	0	0	0	0	0.0
<b>TOTAL</b>	<b>4</b>	<b>0</b>	<b>5</b>	<b>1.3</b>	<b>1</b>	<b>2</b>	<b>.500</b>	<b>0</b>	<b>0</b>	<b>.000</b>	<b>0</b>	<b>0</b>	<b>.000</b>	<b>0-1-1</b>	<b>0.3</b>	<b>0-0</b>	<b>0</b>	<b>0</b>	<b>0</b>	<b>0</b>	<b>2</b>	<b>0.5</b>



## 3 Seth LeDay

Guard • 6-7 • 215 • Junior  
Dallas, Texas (Virginia Tech)

**Career Notes:** Transferred to ECU in June of 2017 after spending the 2016-17 season at Virginia Tech ... Sat out the 2017-18 season in compliance with NCAA rules.

**At Virginia Tech (2016-17):** Did not compete in any games.

**Junior College(2014-16):** Played as a freshman at Seminole State in Seminole, Okla. for coach Don Tuley ... Averaged 10.3 points and 4.2 rebounds per game ... Team advanced to the NJCAA Region II Tournament and finished 16-14 overall ... Played as a sophomore at Northwest Mississippi Community College in Senatobia, Miss. for head coach Bubba Skelton ... Lead the team in scoring at 18.5 points and rebounding at 8.0 rebounds per game ... Named First-Team All-MACJC and NJCAA All-Region 23 selection ... Scored in double figures in all but two games and

had 11 games of 20 or more points.

**High School:** Played his sophomore through senior years at The Colony High School in Dallas, Texas for head coach Cleve Ryan ... Named all-region, all-area and first-team all-defense and all-offense honors while playing for the Cougars ... Played his freshman season at Skyline High School in Dallas.

**Personal:** Born Seth Christian LeDay in Dallas, Texas ... Son of Christy LeDay ... Has two siblings, Zach and Chris ... Older brother Zach was two-year letterman at USF before transferring to Virginia Tech for his junior and senior season and was an honorable mention All-ACC selection ... Pursuing a degree in communication.



## 52 Justice Obasohan

Guard/Forward 6-5 • 220 • Senior  
Wallace, N.C. (North Carolina School of Science and Math)

**Career Notes:** Earned a spot on the roster as a walk-on prior to the 2015-16 season.

**As A Junior (2017-18):** Played in eight games, averaging 1.6 points and 1.1 rebounds per contest

... Played a career-high 22 minutes at home against Wichita State (1/11/18), scoring a career-best nine points ... Grabbed a career-high five rebounds and blocked a career-best four shots at home against UCF (12/31/18).

**As A Sophomore (2016-17):** Saw action in four games, playing five total minutes ... Made his lone field goal of the season against Hampton (11/29/16), while also grabbing two rebounds in one minute of playing time ... Handed out his lone assist of the year at SMU (2/1/17).

**As A Freshman (2015-16):** Played in four games, logging one minute or less in each game ... Distributed an assist against Florida Atlan-

tic (12/1/15) and pulled down a rebound against South Carolina State (12/22/15), compiling his statistical line for the season.

**High School:** Graduated from the North Carolina School of Science and Math in Durham of the Northern Carolina 2A Conference ... Three-year letterman ... Named the team's Most Outstanding Player as a junior and senior ... Averaged 17.3 points and 11.9 rebounds per game during his two seasons on the varsity, including 18.2 points and 14.2 rebounds in 2014-15 ... Served as team captain during his senior season.

**Personal:** Full name is Justice Osaze Obasohan ... Son of Austin and Uyiosa Obasohan ... Has a younger sister, Modest, and younger brother, Trust ... Academic major is public health studies ... Three-time member of the American Athletic Conference All-Academic Team.

### Career Highs

**Points** ..... 9 vs. Wichita State (1/11/18)  
**Rebounds** ..... 5 vs. UCF (12/31/17)  
**Assists** ..... 1, multiple times (last vs. Wichita State, 1/11/18)  
**Blocks** ..... 4 vs. UCF (12/31/17)  
**Steals** ..... 2 vs. Wichita State (1/11/18)  
**Field Goals** ..... 3 vs. Wichita State (1/11/18)

**Field Goal Attempts** ..... 5 vs. Wichita State (1/11/18)  
**Three-Point Field Goals** ..... None  
**Three-Point Field Goal Attempts** ..... 1 vs. Wichita State (1/11/18)  
**Free Throws** ..... 3 vs. Wichita State (1/11/18)  
**Free Throw Attempts** ..... 4 vs. Wichita State (1/11/18)  
**Minutes Played** ..... 22 vs. Wichita State (1/11/18)

### Obasohan's Career Statistics

Year	GP	GS	Min	Avg	FG	FGA	Pct	3PT	3PA	Pct	FT	FTA	Pct	O-D-Reb	Avg	PF-FO	Ast	TO	Blk	Stl	Pts	Avg
2015-16	4	0	3	0.0	0	0	.000	0	0	.000	0	0	.000	0-1-1	0.2	0-0	1	1	0	0	0	0.0
2016-17	4	0	5	1.3	1	1	1.000	0	0	.000	0	0	.000	1-1-2	0.5	1-0	1	0	0	0	2	0.5
2017-18	8	0	71	8.9	5	14	.357	0	1	.000	3	4	.750	1-8-9	1.1	9-0	2	5	9	3	13	1.6
<b>TOTAL</b>	<b>16</b>	<b>0</b>	<b>79</b>	<b>4.9</b>	<b>6</b>	<b>15</b>	<b>.400</b>	<b>0</b>	<b>1</b>	<b>.000</b>	<b>3</b>	<b>4</b>	<b>.750</b>	<b>2-10-12</b>	<b>0.8</b>	<b>10-0</b>	<b>4</b>	<b>6</b>	<b>9</b>	<b>3</b>	<b>15</b>	<b>0.9</b>

### Obasohan's Career American Athletic Conference Statistics

Year	GP	GS	Min	Avg	FG	FGA	Pct	3PT	3PA	Pct	FT	FTA	Pct	O-D-Reb	Avg	PF-FO	Ast	TO	Blk	Stl	Pts	Avg
2016-17	1	0	1	1.0	1	1	1.000	0	0	.000	0	0	.000	0-0-0	0.0	0-0	0	0	0	0	2	2.0
2017-18	3	0	4	1.3	0	1	.000	0	0	.000	0	0	.000	0-1-1	0.3	0-0	0	0	0	0	0	0.0
<b>TOTAL</b>	<b>4</b>	<b>0</b>	<b>5</b>	<b>1.3</b>	<b>1</b>	<b>2</b>	<b>.500</b>	<b>0</b>	<b>0</b>	<b>.000</b>	<b>0</b>	<b>0</b>	<b>.000</b>	<b>0-1-1</b>	<b>0.3</b>	<b>0-0</b>	<b>0</b>	<b>0</b>	<b>0</b>	<b>0</b>	<b>2</b>	<b>0.5</b>



## 23 Rico Quinton

Forward • 6-9 • 240 • Freshman  
Newbern, Tenn. (Dyer County)

**Career Notes:** Inked his NLI with the Pirates during the 2017 fall signing period.

**High School:** Graduated from Dyer County High School ... Coached by Derek McCord ... Named

to the 2017-18 Tennessee Prep Hoops ([tnprephoops.com](http://tnprephoops.com)) All-Region VII AAA Team ... Selected to the West squad for the 2018 Tennessee (BCAT/TACA) high school all-star game ... Three-time All- District XIII AAA and

District XIII AAA tournament team selection ... Named District XIII AAA MVP as a sophomore while leading the Choctaws to the 2016 District XIII AAA title ... Named 2014-15 Region VII AAA Newcomer-of-the-Year by Tennessee Prep Hoops.

**Personal:** Full name is Rico Kevon Quinton ... Son of Kenya Claybrooks ... Born in Dyersburg, Tenn. ... Has three siblings: Xavier, Keora and Brent ... Academic major is undeclared.



## 32 Dimitrije Spasojevic

Forward • 6-8 • 240 • Sophomore  
Vrsac, Serbia (*Gimnazija Cacak*)

**Career Notes:** Committed to the Pirates during the summer of 2017.

**As A Freshman (2017-18):** Played in 30 games and made 25 starts ... Averaged 6.1 points,

4.0 rebounds and 23.9 minutes per game ... Registered a season field goal shooting percentage of 56.6 percent ... Scored double figures in six games with a season-best 16 against Grambling State (12/21/17) ... Posted back-to-back double-digit scoring games for the only time during the season with 12 at UConn (1/6/18) and 10 against Wichita

State (11/18) ... Recorded his lone double-digit rebounding game with 13 boards at Rutgers (11/24/17) ... Was the team's leading rebounder in four games ... Blocked three shots in a game twice: at UConn (1/6/18) and versus Memphis (2/3/18) ... Collected two steals at home against Central Connecticut State (11/17/17) and UCF (12/31/17) ... Played 30 or more minutes in a game six times, including all 40 at UConn (1/6/18).

**High School:** Attended Gimnazija Cacak ... Played for numerous youth club teams in Belgrade and Vrsac, including Club Vrsac Swisslion during the 2016-17 season ... Member of the Serbia 18u and 20u national teams, which competed in Group A of the European championships.

**Personal:** Given name is Dimitrije Spasojevic ... Parents are Milomir and Dragana ... Has one younger brother, Damian ... Plans to pursue a degree in communication.

### Career Highs

Points	16 vs. Grambling State (12/21/17)
Rebounds	13 at Rutgers (11/24/17)
Assists	2, two times (2 vs. USF, 1/17/18)
Blocks	3, two times (last vs. Memphis, 2/3/18)
Steals	2, two times (last vs. UCF, 12/31/17)
Field Goals	6 vs. Central Connecticut State (12/21/17)

Field Goal Attempts	9 vs. Central Connecticut State (12/21/17)
Three-Point Field Goals	None
Three-Point Field Goal Attempts	None
Free Throws	6 vs. Grambling State (12/21/17)
Free Throw Attempts	9 vs. Grambling State (12/21/17)
Minutes Played	40 at UConn (1/6/18)

### Spasojevic's Career Statistics

Year	GP	GS	Min	Avg	FG	FGA	Pct	3PT	3PA	Pct	FT	FTA	Pct	O-D-Reb	Avg	PF-FO	Ast	TO	Blk	Stl	Pts	Avg
2017-18	30	25	717	23.9	82	145	.566	0	0	.000	19	46	.413	41-80-121	4.0	66-1	20	47	13	10	183	6.1

### Spasojevic's American Athletic Conference Career Statistics

Year	GP	GS	Min	Avg	FG	FGA	Pct	3PT	3PA	Pct	FT	FTA	Pct	O-D-Reb	Avg	PF-FO	Ast	TO	Blk	Stl	Pts	Avg
2017-18	18	14	421	23.4	48	88	.545	0	0	.000	10	21	.476	15-44-59	3.3	37-0	12	25	9	5	106	5.9



## 21 Samson Strickland

Forward • 6-5 • 210 • Freshman  
Wilson, N.C. (*Fike High School*)

**Career Notes:** Joined the ECU basketball team as a preferred walk-on in the summer of 2018 ... Attended one year of prep school at Washington Academy in Greenville, N.C.

**High School:** Graduated from Fike High School in 2017 ... Three-year letterman ... Averaged 19.1 points and 11.1 rebounds in leading the Golden Demons to an 18-9 mark for coach Brent Secrest ... Two-time 3A All-Big East Conference, *Wilson Times* all-area team and North Carolina Basketball Coaches Association (NCBCA) all-district performer ... Earned team MVP honors as a junior and senior ... Suited up for the East in the 2017 North Carolina High School Athletic Association (NCHSAA) East-West All-Star Game ... Participated in the 2017 Carolina Orthopedics All-Star

Classic at West Craven High in Vanceboro, N.C. ... Competed in the 2017 *BasketballElite.com* Fab 40 Eastern N.C. Regional ... Earned Thomas Law Attorneys Academic All-Area acclaim as a senior ... Recipient of the Harvey Reid, Jr. Memorial MVP Award in the 2016 Farris & Farris Holiday Tournament ... Scored over 1,000 points at Fike High School ... Member of Fike's chapter of National Honor Society and National Technical Honor Society ... North Carolina Scholar-Athlete ... North Carolina Coaches Association (NCCA) Academic All-Star ... Track and field letterman.

**Personal:** Full name is Samson Shamar Strickland ... Son of Melvis and Yulonda Strickland ... Father played semi-pro football ... Has a younger sister, Meshia ... Plans to major in engineering at ECU with a minor in environmental sciences.



## 22 DeShaun Wade

Guard • 6-2 • 200 • Freshman  
Virginia Beach, Va. (*The Miller School*)

**Career Notes:** Inked his NLI with the Pirates during the 2017 fall signing period ... Was granted his release following the coaching change, but then recommitted to ECU during

the 2018 spring semester.

**High School:** Attended The Miller School of Albemarle (Charlottesville, Va.) ... Named to the 2016-17 and 2017-18 Virginia Independent School Athletic Association (VISAA) Division II Boys' Basketball all-state first-team ... Earned a place on the 2018 *Charlottesville Daily Progress* All-Central Virginia First-Team ... Averaged 13.4 points and 5.5 assists

per game as a senior to help Miller win the 2018 VISAA Division II state championship after finishing runner-up in 2017... Coached by Danny Manuel ... As a sophomore at Green Run High School in 2015 he was named Atlantic Conference Offensive Player-of-the-Year, first-team All-Group 5A South Region, *Virginian Pilot* All-Tidewater second-team and earned second-team Virginia High School League (VHSL) 5A all-state honors ... Member of the National Honor Society.

**Personal:** Full name is DeShaun Maurice Wade ... Son of Corey and Richel Turner ... Born in Laurel, Md. ... Has three sisters: Brittany, Emerald and Cori ... Plans to major in sports studies.



## 13 Justin Whatley

Forward • 6-8 • 240 • Sophomore  
Chesapeake, Va. (Oscar Smith High School)

**Career Notes:** Inked his NLI with ECU during the 2017 spring signing period.

**As A Freshman:** Played in 22 games and made one start ... Averaged 2.5 points, 1.6 rebounds and

13.5 minutes per game ... Scored eight points and grabbed six rebounds in his ECU debut against Coppin State (11/12/17) ... Posted his season-high for points (9) and minutes (32) against Central Connecticut State (11/17/17) ... Made a pair of 3-pointers against Cleveland State (11/20/17) ... Blocked two shots for the only time in the season versus Delaware State (12/2/17).

**High School:** Graduated from Oscar Smith High School in Chesapeake, Va. ... Averaged 4.5 points, 3.6 rebounds and 1.4 blocks per game as senior ... Helped OSHS win the 2017 Monitor-Merrimack regular-season and tournament titles, finishing with a 23-3 overall record ... Coached by LaVar Griffin ... Played two seasons at McAlester (Okla.) High School before his family moved to Virginia ... Named *McAlester News-Capital* 2016 boys all-area second-team.

**Personal:** Full name is Justin Whatley ... Born in Regensburg, Germany ... Son of Roderick and Monika Whatley ... Has an older sister, Vanessa ... Plans to pursue a degree in business.



### Career Highs

**Points** ..... 9 vs. Central Connecticut State (11/17/17)  
**Rebounds** ..... 6 vs. Coppin State (11/12/17)  
**Assists** ..... 3 vs. Coppin State (11/12/17)  
**Blocks** ..... 2 vs. Delaware State (12/2/17)  
**Steals** ..... 1, five times (last at Houston, 2/25/18)  
**Field Goals** ..... 4, three times (last vs. Tulane, 1/31/18)

**Field Goal Attempts** ..... 8 vs. Tulane (1/31/18)  
**Three-Point Field Goals** ..... 2 vs. Cleveland State (11/20/17)  
**Three-Point Field Goal Attempts** ..... 4 vs. Cleveland State (11/20/17)  
**Free Throws** ..... 1, three times (last vs. Memphis, 2/3/18)  
**Free Throw Attempts** ..... 2, three times (last vs. Memphis, 2/3/18)  
**Minutes Played** ..... 32 vs. Central Connecticut State (11/17/17)

### Whatley's Career Statistics

Year	GP	GS	Min	Avg	FG	FGA	Pct	3PT	3PA	Pct	FT	FTA	Pct	O-D-Reb	Avg	PF-FO	Ast	TO	Blk	Stl	Pts	Avg
2017-18	22	1	296	13.5	24	53	.453	4	14	.286	3	6	.500	12-23-35	1.6	51-1	8	22	4	6	55	2.5

### Whatley's American Athletic Conference Career Statistics

Year	GP	GS	Min	Avg	FG	FGA	Pct	3PT	3PA	Pct	FT	FTA	Pct	O-D-Reb	Avg	PF-FO	Ast	TO	Blk	Stl	Pts	Avg
2017-18	12	1	170	14.2	15	34	.441	0	3	.000	1	2	.500	7-10-17	1.4	33-1	5	11	2	3	31	2.6



## 24 John Whitley

Guard • 5-11 • 160 • Junior  
Washington, N.C. (Moravian Prep)

**Career Notes:** Joined the program as an invited walk-on during the summer of 2016.

**As A Sophomore (2017-18):** Saw action in three games, playing seven total minutes ... Was on

the floor for three minutes in the season-opener against Coppin State (11/12/17) and grabbed one rebound ... Also played three minutes at home against USF (1/17/18) and scored the first points of his career and dished out an assist.

**As A Freshman (2016-17):** Played in four games, logging one minute in each game.

**High School:** Spent the 2015-16 academic year at Moravian Prep in Hick-

ory, N.C. ... Three-year lettermen at Washington (N.C.) High School for coach Steve Flowers ... Named the Pam-Pack's 2014-15 MVP ... Averaged 16.1 points per game as senior, while shooting 86 percent at the free throw line and 51 percent from behind the arc ... Voted 2015 first-team all-county by the *Washington Daily News* ... Member of the National Honor Society.

**Personal:** Full name is John Elliot Whitley ... Born in Washington, N.C. ... Son of Bobby and Grace Whitley ... Has two older brothers, Will and Lewis ... Two-time member of the American Athletic Conference All-Academic Team ... Academic major is business.

### Whitley's Career Statistics

Year	GP	GS	Min	Avg	FG	FGA	Pct	3PT	3PA	Pct	FT	FTA	Pct	O-D-Reb	Avg	PF-FO	Ast	TO	Blk	Stl	Pts	Avg
2016-17	4	0	4	1.0	0	0	.000	0	0	.000	0	0	.000	0-0-0	0.0	0-0	0	0	0	0	0	0.0
2017-18	3	0	7	2.3	1	1	1.000	0	0	.000	0	0	.000	0-1-1	0.3	0-0	1	0	0	0	2	0.7
<b>TOTAL</b>	<b>7</b>	<b>0</b>	<b>11</b>	<b>1.6</b>	<b>1</b>	<b>1</b>	<b>1.000</b>	<b>0</b>	<b>0</b>	<b>.000</b>	<b>0</b>	<b>0</b>	<b>.000</b>	<b>0-1-1</b>	<b>0.1</b>	<b>0-0</b>	<b>1</b>	<b>0</b>	<b>0</b>	<b>0</b>	<b>2</b>	<b>0.3</b>





## 55 Shawn Williams

Guard • 6-0 • 180 • Sophomore  
Little Rock, Ark. (Maumelle High School)

**Career Notes:** Inked his National Letter-of-Intent with ECU during the 2015 fall signing period ... Did not compete during the 2016-17

season in compliance with NCAA rules.

**As A Redshirt Freshman (2017-18):** Named the American Athletic Conference Rookie-of-the-Year ... Unanimously voted onto The American All-Rookie Team ... Selected ECU Athletics' Male Rookie-of-the-Year during its annual end of the year awards banquet ... Named The American Rookie-of-the-Week four times ... Set the ECU freshmen season records for free throw percentage (.878), 3-point field goals made (72) and 3-point field goal attempts (196) ... Established the Pirates' record for most most 3-point field goals made without a miss, going 6-for-6 outside the arc at Tulane (2/14/18) ... Played in 30 games and made 14 starts, including each of the final 12 contests ... Averaged 12.4 points, 1.6 rebounds and 1.7 assists per game ... Led The American in free throw percentage, ranked third in 3-point field goals per game (2.40) and 11th in 3-point field goal percentage (.367) ... Was the top scorer among all conference freshmen and was the only rookie in the league to rank among the top-15 in each of the aforementioned 3-point shooting categories ... Ranked ninth in the league in scoring (14.6 ppg) during conference play and shot a conference-best 90.2 percent at the free throw line ... Averaged 3.1 made 3-pointers per game during league play ... Scored double figures in 20 games with more than 20 points four times ... Posted the lone 30-point performance in The American by a freshman, scoring 30 at home against Memphis (2/3/18) ... Became just the second freshman in school history to score 30 points in a game ... Played all 45 minutes in the overtime victory against the Tigers ... Was on the floor for all 40 minutes in three additional games: UConn (2/18/18), at Houston (2/25/18) and at Memphis (3/4/18) ... Made four or more 3s in a game eight times with a career-high seven at home against UConn (2/18/18) ... Distributed a season-high six assists in the conference tournament against UCF (3/8/18).

**As A Freshman (2016-17):** Practiced with the team during the spring semester, but was not allowed to participate in team activities during the fall semester in accordance with a NCAA ruling.

**High School:** Averaged 23.0 points, 3.3 rebounds, 3.6 assists and 1.7 steals per game as a senior at Maumelle High School, leading his team to a 25-5 record and a runner-up finish in the state 5A tournament ... Scored 44 points in the 2016 state championship game ... Named to



the 2016 Arkansas High School Athletic Association 5A Boy's All-State Team ... Selected to the Arkansas Democrat-Gazette All-Arkansas Boy's Prep First-Team and American Family Insurance All-USA Arkansas Boys Basketball Team ... Coached by Michael Shook ... Split time as a junior between Maumelle High and Southwestern Christian Academy as junior ... Attended Prime (Texas) Prep as a sophomore, playing alongside 2015 NBA First Round Draft pick Emmanuel Mudiay, ranking second on the team in scoring with 14 points per game off the bench during the 2013-14 season ... Began his high school career at Maumelle in 2012-13.

**Personal:** Full name is De'Shawn La'Daryl Williams ... Born in Little Rock, Ark. ... Son of Kristie McCoy ... Has three brothers ... Played AAU for the Memphis Magic ... Intended academic major is communication.

### Career Highs

**Points** ..... 30 vs. Memphis (2/3/18)  
**Rebounds** ..... 4 vs. Coppin State (11/12/17)  
**Assists** ..... 6 vs. UCF (3/8/18)  
**Blocks** ..... None  
**Steals** ..... 2, two times (last at Memphis (3/4/18))  
**Field Goals** ..... 9 at Tulane (2/14/18)

**Field Goal Attempts** ..... 15 vs. UConn (2/18/18)  
**Three-Point Field Goals** ..... 7 vs. UConn (2/18/18)  
**Three-Point Field Goal Attempts** ..... 13, two times (2/18/18)  
**Free Throws** ..... 8 vs. Memphis (2/3/18)  
**Free Throw Attempts** ..... 9 vs. Memphis (2/3/18)  
**Minutes Played** ..... 45 vs. Memphis (2/3/18)

### Williams' Career Statistics

Year	GP	GS	Min	Avg	FG	FGA	Pct	3PT	3PA	Pct	FT	FTA	Pct	O-D-Reb	Avg	PF-FO	Ast	TO	Blk	Stl	Pts	Avg
2017-18	30	14	847	28.2	117	289	.405	72	196	.367	65	74	.878	3-46-49	1.6	44-0	51	49	0	14	371	12.4

### Williams' American Athletic Conference Career Statistics

Year	GP	GS	Min	Avg	FG	FGA	Pct	3PT	3PA	Pct	FT	FTA	Pct	O-D-Reb	Avg	PF-FO	Ast	TO	Blk	Stl	Pts	Avg
2017-18	18	13	580	32.2	85	196	.434	55	142	.387	37	41	.902	2-28-30	1.7	27-0	30	26	0	10	262	14.6

# Individual Game-By-Game Statistics

Complete career game-by-game Division I stats are listed here for all returning members of the ECU basketball team. The listing also includes stats for transfer students from their previous school. Only games in which the student-athlete played are shown for the following players: Fleming, Hill, Obasohan, and Whitley.

\* indicates games started

## K.J. Davis

2017-18	Min	FG-A	3P-A	FT-A	O-D-R	PF	A	TO	Bk	Stl	Pts
COPPIN STATE	13	2-7	1-4	0-0	1-3-4	1	0	0	0	0	5
RADFORD	1	0-0	0-0	0-0	0-0-0	0	0	0	0	0	0
CENTRAL CONN. ST.	4	0-1	0-0	0-0	1-0-1	0	1	0	0	0	0
CLEVELAND STATE	10	1-2	1-2	0-0	0-0-0	1	0	1	0	0	3
at Rutgers	2	0-1	0-1	0-0	0-0-0	0	0	0	0	0	0
N.C. A&T	DNP - coach's decision										
UNCW	DNP - coach's decision										
DELAWARE STATE	3	0-1	0-1	0-0	0-0-0	0	0	0	0	0	0
CAMPBELL	DNP - coach's decision										
CHARLOTTE	4	1-3	0-2	0-1	1-0-1	1	0	0	0	0	2
GRAMBLING	17	2-8	0-4	3-8	3-4-7	1	0	2	1	2	7
at Tulsa	7	1-3	0-2	0-0	0-1-1	0	1	0	1	0	2
UCF	12	1-4	1-4	0-0	0-3-3	2	0	0	0	0	3
at USF	2	0-0	0-0	0-0	0-0-0	0	0	0	0	0	0
at UCONN	5	0-1	0-0	0-0	1-0-1	0	0	1	0	0	0
WICHITA STATE	2	0-1	0-1	0-0	0-0-0	0	0	0	0	0	0
HOUSTON	DNP - coach's decision										
USF	4	1-3	1-2	0-0	0-0-0	0	0	2	0	0	3
at Cincinnati	2	0-0	0-0	0-0	0-0-0	0	0	0	0	0	0
at SMU	17	2-6	0-3	0-0	1-4-5	1	0	0	2	0	4
TULANE	14	3-6	3-5	1-2	1-3-4	1	0	2	0	1	10
MEMPHIS	9	2-2	1-1	0-0	0-0-0	1	0	1	0	0	5
at Temple	14	1-2	0-1	0-0	0-6-6	3	1	1	2	0	2
at Tulane	*17	1-3	0-1	2-2	0-1-1	1	0	0	0	0	4
UCONN	25	3-8	2-4	0-0	2-5-7	3	0	0	0	2	8
SMU	18	2-8	1-4	1-1	1-2-3	2	2	1	3	3	6
at Houston	25	0-5	0-4	0-0	0-2-2	0	2	2	0	1	0
TULSA	14	1-4	0-2	0-0	1-3-4	0	0	0	1	0	2
at Memphis	15	3-5	1-3	0-2	1-3-4	2	1	2	0	0	7
vs UCF	21	3-7	1-2	0-2	1-4-5	3	0	1	0	0	7

## Isaac Fleming

2014-15	Min	FG-A	3P-A	FT-A	O-D-R	PF	A	TO	Bk	Stl	Pts
ARK.-PINE BLUFF	25	2-9	1-7	2-2	2-4-6	3	4	3	0	1	7
CSU BAKERSFIELD	24	1-5	1-2	1-2	3-2-5	4	3	2	0	2	4
HIGH POINT	25	5-8	1-3	0-0	1-2-3	5	1	2	0	1	11
HAWAII-HILO	30	5-8	1-3	1-2	2-1-3	1	4	1	0	1	12
vs. Pittsburgh	24	5-9	1-4	4-4	1-3-4	0	1	1	0	3	15
vs. San Francisco	23	2-7	1-4	0-0	0-0-0	1	0	0	0	0	0
vs. Marist	1	0-0	0-0	0-0	0-0	1	0	0	0	0	0
DELAWARE STATE	32	4-9	0-3	1-2	2-2-4	2	4	4	0	1	9
vs. BYU	24	3-10	1-4	0-0	0-2-3	1	3	3	0	1	7
vs. Chaminade	*31	5-10	0-3	3-4	1-2-3	1	0	5	1	0	13
NEBRASKA	28	4-9	1-3	1-2	2-4-6	3	3	2	0	2	10
WICHITA STATE	24	7-9	3-4	0-1	1-4-5	5	0	2	0	0	17
COLORADO	29	7-11	2-3	2-6	3-3-6	4	5	1	0	2	18
SOUTHERN	19	2-8	1-3	0-0	0-3-3	2	1	6	0	2	5
PRAIRIE VIEW A&M	21	5-8	1-4	0-1	0-1-1	1	2	2	0	0	11
CAL POLY	*35	1-8	0-3	3-6	1-2-3	2	1	1	0	0	5
CS NORTHBRIDGE	26	5-10	0-3	0-2	2-3-5	1	4	2	0	2	10

at UC Riverside	31	6-14	1-5	2-2	1-2-3	4	3	4	1	2	15
UC Davis	22	3-7	1-3	2-3	1-2-3	1	5	0	0	6	9
UC IRVINE	27	5-11	2-5	2-2	1-0-1	0	1	1	1	0	14
at CS Northridge	11	3-3	0-0	5-6	0-2-2	4	0	1	0	1	11
at Long Beach State	21	2-7	0-3	0-0	1-1-2	2	1	3	0	0	4
at Cal Poly	22	4-7	0-2	0-0	0-2-2	2	0	2	0	1	8
at UC Santa Barbara	18	4-6	0-2	1-1	2-2-4	4	3	3	0	1	9
UC RIVERSIDE	26	4-10	1-4	6-8	1-0-1	3	1	3	0	1	15
CAL ST. FULLERTON	7	2-3	0-1	0-0	0-1-1	0	0	0	0	0	4
UC SANTA BARBARA	12	2-3	1-2	0-0	0-2-2	1	2	0	0	0	5
at Cal St. Fullerton	21	4-7	1-3	2-4	0-1-1	2	6	2	1	0	11
vs. Long Beach St.	22	5-9	0-2	1-2	1-4-5	4	4	1	0	1	11
vs. UC Davis	28	5-9	1-4	2-2	1-0-1	0	4	2	0	1	13
vs. UC Irvine	26	3-10	2-5	0-0	1-3-4	2	0	1	0	1	8

2015-16	Min	FG-A	3P-A	FT-A	O-D-R	PF	A	TO	Bk	Stl	Pts
MONTANA STATE	22	2-6	0-3	2-2	0-0-0	1	1	2	0	2	6
COASTAL CAROLINA	22	2-5	1-4	2-4	1-1-2	2	4	4	0	1	7
NEVADA	21	4-7	1-2	0-1	0-3-3	2	1	0	0	4	9
NICHOLLS STATE	22	2-4	1-3	2-2	0-3-3	3	2	1	0	0	7
at Texas Tech	28	8-13	4-8	1-2	1-2-3	3	1	0	0	2	21
ARK.-PINE BLUFF	23	2-4	1-3	8-8	1-2-3	1	1	0	0	3	13
HAWAII-HILO	27	7-16	2-7	1-3	3-3-6	2	7	1	0	1	17
HAWAII-PACIFIC	*38	7-13	1-3	1-3	2-0-2	3	4	4	1	3	16
NORTHERN IOWA	26	4-10	0-3	3-3	4-4-8	1	4	0	0	6	11
OKLAHOMA	20	3-6	2-3	0-0	0-2-2	5	0	2	0	0	8
AUBURN	27	1-5	0-4	3-6	0-1-1	4	1	1	0	0	5
MISS. VALLEY STATE	8	1-4	0-2	0-0	1-0-1	0	3	0	0	0	2
HOWARD	20	2-7	1-4	0-0	0-1-1	4	1	2	0	1	5
CAL POLY	35	4-9	1-4	3-4	0-3-3	2	5	1	0	1	12
UC SANTA BARBARA	29	7-13	3-7	5-5	1-3-4	3	2	4	0	2	22
at UC Riverside	*29	4-8	1-3	6-10	1-3-4	4	1	1	0	1	15
at Cal St. Fullerton	*41	7-15	4-10	5-5	0-2-2	0	5	6	0	1	23
UC DAVIS	*36	5-9	3-6	0-0	1-1-2	2	4	2	0	0	13
LONG BEACH STATE	*17	0-3	0-3	0-0	0-2-2	2	1	2	0	0	0
at CS Northridge	19	0-2	0-2	2-2	0-2-2	1	2	1	0	0	2
at UC Irvine	14	1-3	1-2	0-0	0-2-2	2	2	2	0	0	3
UC RIVERSIDE	13	0-2	0-2	2-2	0-1-1	2	1	0	0	1	2
CS NORTHBRIDGE	5	0-0	0-0	0-0	0-0-0	0	1	0	0	0	0

2017-18	Min	FG-A	3P-A	FT-A	O-D-R	PF	A	TO	Bk	Stl	Pts
COPPIN STATE	*28	4-9	0-1	4-5	0-1-1	1	4	4	0	0	12
RADFORD	*31	4-10	1-4	0-0	3-1-4	5	7	4	0	1	9
CENTRAL CONN. ST.	*32	3-12	0-5	0-0	1-2-3	3	4	1	0	0	6
CLEVELAND STATE	*28	2-6	0-2	4-5	0-2-2	4	11	4	0	1	8
at Rutgers	*32	5-10	2-3	2-6	1-3-4	3	1	5	2	0	14
N.C. A&T	*21	7-11	1-3	8-9	0-3-3	4	2	1	0	2	23
UNCW	*32	9-17	0-3	3-3	0-3-3	5	3	2	0	1	21
DELAWARE STATE	*33	7-13	0-1	3-7	3-3-6	0	4	2	0	2	17
CAMPBELL	*37	7-10	0-1	5-10	0-3-3	1	4	5	0	1	19
CHARLOTTE	*39	6-12	1-3	1-3	1-1-2	0	6	5	0	3	14
GRAMBLING	*38	5-11	0-2	8-11	1-2-3	3	3	6	0	2	18
at Tulsa	*32	2-13	0-3	0-0	1-3-4	2	8	3	1	1	4
UCF	*32	4-10	0-3	0-4	0-1-1	4	3	7	0	3	8
at USF	*30	5-7	0-1	2-2	0-3-3	4	6	0	0	1	12
at UCONN	*30	2-9	1-3	0-0	1-2-3	4	6	6	0	1	5
WICHITA STATE	31	2-10	0-3	1-3	0-1-1	0	3	4	0	1	5
HOUSTON	*34	2-9	1-4	4-4	2-2-4	3	3	5	0	2	9
USF	*29	4-8	0-1	2-3	2-1-3	3	10	4	0	1	10
at Cincinnati	*25	6-12	1-2	2-2	3-0-3	2	0	5	0	1	15
at SMU	*34	5-8	3-5	4-4	0-1-1	2	5	7	0	0	17
TULANE	*37	4-10	0-2	2-2	1-0-1	4	5	1	0	4	10
MEMPHIS	*41	5-13	1-3	0-0	3-7-10	3	11	2	0	0	11

at Temple	*35	8-17	1-6	0-0	3-6-9	4	4	4	0	0	17
at Tulane	27	8-10	2-2	0-1	1-2-3	2	3	3	0	1	18
UConn	*38	5-10	1-1	2-2	5-5-10	1	10	2	0	0	13
SMU	*37	8-13	4-7	1-2	5-3-8	4	4	5	0	0	21
at Houston	*24	4-13	1-3	4-5	1-5-6	0	2	0	0	1	13
TULSA	*33	3-10	1-4	1-3	0-6-6	5	6	3	0	1	8
at Memphis	*39	7-14	1-4	1-1	1-2-3	1	6	3	0	5	16
vs UCF	*23	1-7	0-2	0-0	0-0-0	4	0	4	0	1	2

## Addison Hill

2016-17	Min	FG-A	3P-A	FT-A	O-D-R	PF	A	TO	Bk	Stl	Pts
at Charlotte	13	1-1	0-0	0-0	0-1-1	2	0	0	0	0	2
STETSON	2	0-0	0-0	0-0	0-1-1	0	0	3	0	0	0
HAMPTON	1	0-1	0-0	0-0	0-0-0	0	0	0	0	0	0
PRESBYTERIAN	1	1-1	0-0	0-0	0-0-0	0	0	0	0	0	2
at SMU	1	1-1	0-0	0-0	0-0-0	0	0	0	0	0	2

2017-18	Min	FG-A	3P-A	FT-A	O-D-R	PF	A	TO	Bk	Stl	Pts
COPPIN STATE	3	0-0	0-0	0-0	0-2-2	0	1	0	0	0	0
DELAWARE STATE	0	0-0	0-0	0-0	0-0-0	1	0	0	0	0	0
UCF	1	0-0	0-0	0-0	0-0-0	0	0	0	0	0	0
at SMU	2	0-1	0-0	0-0	0-1-1	0	0	0	0	0	0
TULSA	1	0-0	0-0	0-0	0-0-0	0	0	0	0	0	0
vs UCF	0	0-0	0-0	0-0	0-0-0	0	0	0	0	0	0

## Justice Obasohan

2015-16	Min	FG-A	3P-A	FT-A	O-D-R	PF	A	TO	Bk	Stl	Pts
FLA. ATLANTIC	1	0-0	0-0	0-0	0-0-0	0	1	1	0	0	0
SC STATE	1	0-0	0-0	0-0	0-1-1	0	0	0	0	0	0
at SMU	0+	0-0	0-0	0-0	0-0-0	0	0	0	0	0	0
at USF	1	0-0	0-0	0-0	0-0-0	0	0	0	0	0	0

2016-17	Min	FG-A	3P-A	FT-A	O-D-R	PF	A	TO	Bk	Stl	Pts
STETSON	2	0-0	0-0	0-0	0-0-0	1	0	0	0	0	0
HAMPTON	1	1-1	0-0	0-0	1-1-2	0	0	0	0	0	2
PRESBYTERIAN	1	0-0	0-0	0-0	0-0-0	0	0	0	0	0	0
at SMU	1	0-0	0-0	0-0	0-0-0	0	1	0	0	0	0

2017-18	Min	FG-A	3P-A	FT-A	O-D-R	PF	A	TO	Bk	Stl	Pts
COPPIN STATE	12	2-4	0-0	0-0	2-4-6	1	0	0	2	2	4
RADFORD	6	1-1	0-0	0-0	1-0-1	1	1	0	1	0	2
CENTRAL CONN.	7	0-0	0-0	0-0	0-1-1	5	1	0	0	0	0
at Rutgers	15	0-0	0-0	0-1	0-3-3	4	0	2	1	0	0
N.C. A&T	7	0-1	0-0	0-0	0-1-1	3	0	0	0	0	0
UNCW	3	0-0	0-0	0-0	1-0-1	1	0	1	0	0	0
DELAWARE STATE	6	1-1	0-0	0-0	2-1-3	1	0	0	0	0	2
CHARLOTTE	3	0-0	0-0	0-0	0-0-0	0	0	0	0	0	0
GRAMBLING	15	1-1	0-0	0-0	1-5-6	1	1	0	2	0	2
at Tulsa	9	2-3	0-0	0-1	1-4-5	0	0	1	0	0	4
UCF	26	1-3	0-0	0-0	1-6-7	4	0	1	0	1	2
at USF	4	0-0	0-0	1-2	0-2-2	1	0	0	0	1	1
at UConn	4	0-0	0-0	0-0	0-1-1	2	0	0	0	0	0
WICHITA STATE	2	0-0	0-0	0-0	0-0-0	3	0	1	0	0	0
USF	18	2-3	0-0	0-0	0-5-5	4	0	0	0	0	4
at Cincinnati	22	0-0	0-0	0-4	1-3-4	4	0	0	1	0	0
at SMU	8	0-0	0-0	0-0	0-0-0	1	0	0	0	0	0
TULANE	7	0-2	0-0	0-0	1-1-2	1	0	0	0	1	0
MEMPHIS	5	0-0	0-0	0-0	0-0-0	1	0	0	0	0	0
at Temple	3	0-0	0-0	0-0	0-1-1	0	0	0	0	0	0
at Tulane	2	0-0	0-0	0-0	0-0-0	0	0	1	0	0	0
SMU	5	1-1	0-0	0-0	0-1-1	0	0	0	0	0	2

at Houston	11	0-1	0-0	0-0	1-1-2	1	0	1	0	0	0
vs UCF	8	1-1	0-0	0-0	1-2-3	2	0	0	0	0	2

## Dimitrije Spasojevic

2017-18	Min	FG-A	3P-A	FT-A	O-D-R	PF	A	TO	Bk	Stl	Pts
COPPIN STATE	*15	1-2	0-0	0-0	2-1-3	5	1	2	0	0	2
RADFORD	*21	1-1	0-0	0-0	1-3-4	3	1	3	0	1	2
CENTRAL CONN.	*26	6-9	0-0	1-6	4-3-7	4	0	2	0	2	13
CLEVELAND STATE	*28	4-7	0-0	0-3	4-3-7	1	1	2	0	0	8
at Rutgers	*35	3-8	0-0	0-0	4-9-13	2	1	0	0	1	6
N.C. A&T	*29	3-4	0-0	1-2	1-1-2	3	0	2	0	0	7
UNCW	*36	5-8	0-0	0-0	2-4-6	3	0	3	1	0	10
DELAWARE STATE	*16	1-2	0-0	1-2	0-3-3	2	1	1	0	0	3
CAMPBELL	*22	3-5	0-0	0-1	2-2-4	1	1	2	1	0	6
CHARLOTTE	*15	2-3	0-0	0-0	2-1-3	1	0	2	0	0	4
GRAMBLING	*26	5-7	0-0	6-11	3-4-7	2	1	2	2	1	16
at Tulsa	*16	3-7	0-0	0-0	0-1-1	3	0	0	0	0	6
UCF	*20	1-4	0-0	0-0	1-1-2	2	0	2	1	2	2
at USF	*34	3-7	0-0	2-4	2-2-4	1	0	1	0	1	8
at UConn	*40	5-7	0-0	2-6	3-3-6	2	0	5	3	0	12
WICHITA STATE	*38	5-7	0-0	0-0	2-4-6	2	2	2	2	0	10
HOUSTON	*32	2-4	0-0	2-2	1-3-4	3	1	3	0	0	6
USF	*26	4-7	0-0	2-3	0-3-3	0	2	1	0	0	10
at Cincinnati	19	4-6	0-0	0-0	2-2-4	3	1	1	0	0	8
at SMU	*19	2-5	0-0	0-0	0-2-2	1	0	1	0	0	4
TULANE	*9	1-2	0-0	0-0	0-0-0	0	0	0	0	0	2
MEMPHIS	*15	2-2	0-0	0-0	2-1-3	3	0	3	3	0	4
at Temple	*23	3-4	0-0	0-0	1-2-3	2	1	0	0	0	6
at Tulane	22	1-3	0-0	1-2	0-4-4	4	1	1	0	0	3
UConn	*25	4-6	0-0	1-2	1-2-3	2	1	0	1	1	9
SMU	*20	3-5	0-0	0-0	0-6-6	1	1	0	1	0	6
at Houston	*24	1-4	0-0	0-0	0-1-1	1	1	3	0	1	2
TULSA	21	2-5	0-0	0-0	0-3-3	4	1	1	0	0	4
at Memphis	18	2-3	0-0	0-2	0-4-4	3	0	1	0	0	4
vs UCF	27	0-1	0-0	0-0	1-2-3	2	1	1	0	0	0

## Justin Whatley

2017-18	Min	FG-A	3P-A	FT-A	O-D-R	PF	A	TO	Bk	Stl	Pts
COPPIN STATE	28	3-5	1-3	1-2	2-4-6	1	3	2	0	0	8
RADFORD	4	0-0	0-0	0-0	0-0-0	4	0	0	0	0	0
CENTRAL CONN.	32	4-7	1-2	0-0	0-3-3	1	0	2	0	1	9
CLEVELAND STATE	24	2-4	2-4	1-2	1-2-3	1	0	2	0	0	7
at Rutgers	8	0-0	0-0	0-0	0-1-1	4	0	1	0	0	0
N.C. A&T	9	0-1	0-0	0-0	0-0-0	3	0	1	0	1	0
UNCW	3	0-0	0-0	0-0	1-0-1	2	0	0	0	0	0
DELAWARE STATE	11	0-2	0-2	0-0	1-2-3	0	0	2	2	1	0
CAMPBELL	3	0-0	0-0	0-0	0-0-0	0	0	0	0	0	0
CHARLOTTE	DNP - injured										
GRAMBLING	DNP - injured										
at Tulsa	DNP - injured										
UCF	DNP - injured										
at USF	DNP - injured										
at UConn	DNP - injured										
WICHITA STATE	DNP - injured										
HOUSTON	DNP - injured										
USF	4	0-0	0-0	0-0	1-1-2	0	0	0	0	0	0
at Cincinnati	12	0-1	0-0	0-0	1-1-2	2	0	1	0	0	0
at SMU	13	4-6	0-1	0-0	0-0-0	3	0	0	1	0	8
TULANE	29	4-8	0-2	0-0	1-3-4	4	0	2	1	0	8
MEMPHIS	25	2-5	0-0	1-2	0-1-1	4	1	1	0	1	5

at Temple	15	0-1	0-0	0-0	0-1-1	4	0	1	0	0	0
at Tulane	*19	2-4	0-0	0-0	2-0-2	3	1	1	0	0	4
UCONN	15	1-3	0-0	0-0	1-0-1	1	0	1	0	1	2
SMU	9	0-2	0-0	0-0	0-1-1	1	0	1	0	0	0
at Houston	12	2-2	0-0	0-0	0-1-1	4	2	1	0	1	4
TULSA	12	0-2	0-0	0-0	1-1-2	2	0	1	0	0	0
at Memphis	5	0-0	0-0	0-0	0-0-0	5	1	1	0	0	0
vs UCF	4	0-0	0-0	0-0	0-1-1	2	0	1	0	0	0

## ■ John Whitley

2016-17	Min	FG-A	3P-A	FT-A	O-D-R	PF	A	TO	Bk	Stl	Pts
STETSON	1	0-0	0-0	0-0	0-0-0	0	0	0	0	0	0
HAMPTON	1	0-0	0-0	0-0	0-0-0	0	0	0	0	0	0
PRESBYTERIAN	1	0-0	0-0	0-0	0-0-0	0	0	0	0	0	0
at SMU	1	0-0	0-0	0-0	0-0-0	0	0	0	0	0	0

2017-18	Min	FG-A	3P-A	FT-A	O-D-R	PF	A	TO	Bk	Stl	Pts
COPPIN STATE	3	0-0	0-0	0-0	0-1-1	0	0	0	0	0	0
UCF	1	0-0	0-0	0-0	0-0-0	0	0	0	0	0	0
USF	3	1-1	0-0	0-0	0-0-0	0	1	0	0	0	2

## ■ Shawn Williams

2017-18	Min	FG-A	3P-A	FT-A	O-D-R	PF	A	TO	Bk	Stl	Pts
COPPIN STATE	17	4-9	2-5	4-5	0-4-4	0	0	2	0	0	14
RADFORD	20	2-8	2-7	4-4	0-1-1	3	3	2	0	1	10
CENTRAL CONN.	12	0-4	0-3	0-0	0-1-1	0	3	1	0	0	0
CLEVELAND STATE	12	0-3	0-2	1-2	0-1-1	2	1	1	0	1	1

at Rutgers	12	2-4	1-3	0-0	0-1-1	1	0	3	0	0	5
N.C. A&T	27	6-12	4-6	3-4	0-1-1	3	0	2	0	0	19
UNCW	21	4-9	2-6	5-6	0-0-0	0	0	0	0	0	15
DELAWARE STATE	24	4-8	2-4	2-2	0-2-2	1	1	3	0	1	12
CAMPBELL	25	1-5	1-4	2-3	0-3-3	2	3	4	0	0	5
CHARLOTTE	25	1-11	0-5	0-0	0-3-3	1	3	1	0	0	2
GRAMBLING	33	3-7	1-4	2-2	0-0-0	1	1	0	0	1	9
at Tulsa	*34	4-13	4-13	0-0	0-1-1	1	2	1	0	0	12
UCF	13	0-3	0-2	0-0	0-1-1	0	1	2	0	0	0
at USF	14	1-4	1-3	0-0	0-0-0	3	0	1	0	0	3
at UCONN	31	3-9	2-7	3-3	0-3-3	2	1	2	0	2	11
WICHITA STATE	*19	2-8	1-6	0-0	0-2-2	0	2	1	0	0	5
HOUSTON	24	6-13	3-9	2-2	0-2-2	1	1	0	0	0	17
USF	27	8-12	6-9	0-0	0-0-0	1	0	0	0	1	22
at Cincinnati	*37	6-13	3-9	0-0	0-3-3	1	2	1	0	1	15
at SMU	*38	5-14	4-12	0-0	0-1-1	0	2	1	0	0	14
TULANE	*37	6-10	1-4	2-3	1-1-2	2	1	2	0	1	15
MEMPHIS	*45	8-13	6-10	8-9	0-0-0	2	1	3	0	1	30
at Temple	*29	4-10	2-6	3-4	0-2-2	4	0	1	0	1	13
at Tulane	*39	9-10	6-6	5-5	0-2-2	2	3	2	0	0	29
UCONN	*40	8-15	7-13	3-3	0-1-1	3	2	4	0	0	26
SMU	*35	1-11	1-10	2-2	1-2-3	2	5	2	0	0	5
at Houston	*40	5-13	3-6	1-1	0-2-2	1	3	2	0	0	14
TULSA	*38	4-14	4-12	2-3	0-2-2	0	2	0	0	1	14
at Memphis	*40	5-11	1-5	6-6	0-3-3	2	2	1	0	2	17
vs UCF	*39	5-13	2-5	5-5	1-1-2	3	6	4	0	0	17





# Career Stats Vs. 2018-19 Opponents

CHARLOTTE																										
Player	GP	GS	Min	Avg	Total FG		Pct	3-Pts FGA		Pct	FT	FTA	Pct	Rebounds				Avg	PF	FO	A	TO	Blk	Stl	Pts	Avg
Isaac Fleming	1	1	39	39.0	6	12	.500	1	3	.333	1	3	.333	1	1	2	2.0	0	0	6	5	0	3	14	14.0	
Dimitrije Spasojevic	1	1	15	15.0	2	3	.667	0	0	.000	0	0	.000	2	1	3	3.0	1	0	0	2	0	0	4	4.0	
K.J. Davis	1	0	4	4.0	1	3	.333	0	2	.000	0	1	.000	1	0	1	1.0	1	0	0	0	0	0	2	2.0	
Shawn Williams	1	0	25	25.0	1	11	.091	0	5	.000	0	0	.000	0	3	3	3.0	1	0	3	1	0	0	2	2.0	

CINCINNATI																										
Player	GP	GS	Min	Avg	FG	FGA	Pct	3-Pts	3FG	FGA	Pct	FT	FTA	Pct	Rebounds				PF	FO	A	TO	Blk	Stl	Pts	Avg
															Off	Def	Tot									
Shawn Williams	1	1	37	37.0	6	13	.462	3	9	.333	0	0	.000		0	3	3	3.0	1	0	2	1	0	1	15	15.0
Isaac Fleming	1	1	25	25.0	6	12	.500	1	2	.500	2	2	1.000		3	0	3	3.0	2	0	5	0	1	15	15.0	
Dimitrije Spasojevic	1	0	19	19.0	4	6	.667	0	0	.000	0	0	.000		2	2	4	4.0	3	0	1	1	0	0	8	8.0
Justice Obasohan	1	0	1	1.0	0	0	.000	0	0	.000	0	0	.000		0	0	0	0.0	1	0	0	0	0	0	0	0.0
K.J. Davis	1	0	2	2.0	0	0	.000	0	0	.000	0	0	.000		0	0	0	0.0	0	0	0	0	0	0	0	0.0
Justin Whatley	1	0	12	12.0	0	1	.000	0	0	.000	0	0	.000		1	1	2	2.0	2	0	0	1	0	0	0	0.0

DELAWARE STATE																									
Player	GP	GS	Min	Avg	FG	FGA	Pct	3FG	FGA	Pct	FT	FTA	Pct	Off	Def	Tot	Avg	PF	FO	A	TO	Blk	Stl	Pts	Avg
Isaac Fleming	1	1	33	33.0	7	13	.538	0	1	.000	3	7	.429	3	3	6	6.0	0	0	4	2	0	2	17	17.0
Shawn Williams	1	0	24	24.0	4	8	.500	2	4	.500	2	2	1.000	0	2	2	2.0	1	0	1	3	0	1	12	12.0
Dimitrije Spasojevic	1	1	16	16.0	1	2	.500	0	0	.000	1	2	.500	0	3	3	3.0	2	0	1	1	0	0	3	3.0
Addison Hill	1	0	0	0.0	0	0	.000	0	0	.000	0	0	.000	0	0	0	0.0	1	0	0	0	0	0	0	0.0
K.J. Davis	1	0	3	3.0	0	1	.000	0	1	.000	0	0	.000	0	0	0	0.0	0	0	0	0	0	0	0	0.0
Justin Whatley	1	0	11	11.0	0	2	.000	0	2	.000	0	0	.000	1	2	3	3.0	0	0	0	2	2	1	0	0.0

HOUSTON																									
Player	GP	GS	Min	Avg	FG	FGA	Pct	3FG	FGA	Pct	FT	FTA	Pct	Off	Def	Tot	Avg	PF	FO	A	TO	Blk	Stl	Pts	Avg
Shawn Williams	2	1	64	32.0	11	26	.423	6	15	.400	3	3	1.000	0	4	4	2.0	2	0	4	2	0	0	31	15.5
Isaac Fleming	2	2	58	29.0	6	22	.273	2	7	.286	8	9	.889	3	7	10	5.0	3	0	5	5	0	3	22	11.0
Justin Whatley	1	0	12	12.0	2	2	1.000	0	0	.000	0	0	.000	0	1	1	1.0	4	0	2	1	0	1	4	4.0
Dimitrije Spasojevic	2	2	56	28.0	3	8	.375	0	0	.000	2	2	1.000	1	4	5	2.5	4	0	2	6	0	1	8	4.0
Justice Obasohan	1	0	12	12.0	1	4	.250	0	0	.000	0	0	.000	0	1	1	1.0	1	0	0	0	1	0	2	2.0
K.J. Davis	1	0	25	25.0	0	5	.000	0	4	.000	0	0	.000	0	2	2	2.0	0	0	2	2	0	1	0	0.0

MEMPHIS																									
Player	GP	GS	Min	Avg	FG	FGA	Pct	3FG	FGA	Pct	FT	FTA	Pct	Off	Def	Tot	Avg	PF	FO	A	TO	Blk	Stl	Pts	Avg
Shawn Williams	2	2	85	42.5	13	24	.542	7	15	.467	14	15	.933	0	3	3	1.5	4	0	3	4	0	3	47	23.5
Isaac Fleming	2	2	80	40.0	12	27	.444	2	7	.286	1	1	1.000	4	9	13	6.5	4	0	17	5	0	5	27	13.5
K.J. Davis	2	0	24	12.0	5	7	.714	2	4	.500	0	2	.000	1	3	4	2.0	3	0	1	3	0	0	12	6.0
Dimitrije Spasojevic	2	1	33	16.5	4	5	.800	0	0	.000	0	2	.000	2	5	7	3.5	6	0	0	4	3	0	8	4.0
Justin Whatley	2	0	30	15.0	2	5	.400	0	0	.000	1	2	.500	0	1	1	0.5	9	1	2	2	0	1	5	2.5

NORTH CAROLINA A&T																									
Player	GP	GS	Min	Avg	FG	FGA	Pct	3FG	FGA	Pct	FT	FTA	Pct	Off	Def	Tot	Avg	PF	FO	A	TO	Blk	Stl	Pts	Avg
Isaac Fleming	1	1	21	21.0	7	11	.636	1	3	.333	8	9	.889	0	3	3	3.0	4	0	2	1	0	2	23	23.0
Shawn Williams	1	0	27	27.0	6	12	.500	4	6	.667	3	4	.750	0	1	1	1.0	3	0	0	2	0	0	19	19.0
Dimitrije Spasojevic	1	1	29	29.0	3	4	.750	0	0	.000	1	2	.500	1	1	2	2.0	3	0	0	2	0	0	7	7.0
Justin Whatley	1	0	9	9.0	0	1	.000	0	0	.000	0	0	.000	0	0	0	0.0	3	0	0	1	0	1	0	0.0

SMU																									
Player	GP	GS	Min	Avg	FG	FGA	Pct	3FG	FGA	Pct	FT	FTA	Pct	Off	Def	Tot	Avg	PF	FO	A	TO	Blk	Stl	Pts	Avg
Isaac Fleming	2	2	71	35.5	13	21	.619	7	12	.583	5	6	.833	5	4	9	4.5	6	0	9	12	0	0	38	19.0
Shawn Williams	2	2	73	36.5	6	25	.240	5	22	.227	2	2	1.000	1	3	4	2.0	2	0	7	3	0	0	19	9.5
K.J. Davis	2	0	35	17.5	4	14	.286	1	7	.143	1	1	1.000	2	6	8	4.0	3	0	2	1	5	3	10	5.0
Dimitrije Spasojevic	2	2	39	19.5	5	10	.500	0	0	.000	0	0	.000	0	8	8	4.0	2	0	1	1	1	0	10	5.0
Justin Whatley	2	0	22	11.0	4	8	.500	0	1	.000	0	0	.000	0	1	1	0.5	4	0	0	1	1	0	8	4.0
Addison Hill	1	0	2	2.0	0	1	.000	0	0	.000	0	0	.000	0	1	1	1.0	0	0	0	0	0	0	0	0.0

TEMPLE																									
Player	GP	GS	Min	Avg	FG	FGA	Pct	3FG	FGA	Pct	FT	FTA	Pct	Off	Def	Tot	Avg	PF	FO	A	TO	Blk	Stl	Pts	Avg
Isaac Fleming	1	1	35	35.0	8	17	.471	1	6	.167	0	0	.000	3	6	9	9.0	4	0	4	4	0	0	17	17.0
Shawn Williams	1	1	29	29.0	4	10	.400	2	6	.333	3	4	.750	0	2	2	2.0	4	0	0	1	0	1	13	13.0
Dimitrije Spasojevic	1	1	23	23.0	3	4	.750	0	0	.000	0	0	.000	1	2	3	3.0	2	0	1	0	0	0	6	6.0
K.J. Davis	1	0	14	14.0	1	2	.500	0	1	.000	0	0	.000	0	6	6	6.0	3	0	1	1	2	0	2	2.0
Justin Whatley	1	0	15	15.0	0	1	.000	0	0	.000	0	0	.000	0	1	1	1.0	4	0	0	1	0	0	0	0.0

TULANE																										
Player	GP	GS	Min	Avg	Total		Pct	3-Pts			Rebounds			PF			FO			A	TO	Blk	Stl	Pts	Avg	
					FG	FGA		3FG	FGA	Pct	FT	FTA	Pct	Off	Def	Tot										
Shawn Williams	2	2	76	38.0	15	20	.750	7	10	.700	7	8	.875	1	3	4	2.0	4	0	4	4	0	1	44	22.0	
Isaac Fleming	2	1	64	32.0	12	20	.600	2	4	.500	2	3	.667	2	2	4	2.0	6	0	8	4	0	5	28	14.0	
K.J. Davis	2	1	31	15.5	4	9	.444	3	6	.500	3	4	.750	1	4	5	2.5	2	0	0	2	0	1	14	7.0	
Justin Whatley	2	1	48	24.0	6	12	.500	0	2	.000	0	0	.000	3	3	6	3.0	7	0	1	3	1	0	12	6.0	
Dimitrije Spasojevic	2	1	31	15.5	2	5	.400	0	0	.000	1	2	.500	0	4	4	2.0	4	0	1	1	0	0	5	2.5	

TULSA																										
Player	GP	GS	Min	Avg	Total		Pct	3-Pts						Rebounds												
					FG	FGA		3FG	FGA	Pct	FT	FTA	Pct	Off	Def	Tot	Avg	PF	FO	A	TO	Blk	Stl	Pts	Avg	
Shawn Williams	2	2	72	36.0	8	27	.296	8	25	.320	2	3	.667	0	3	3	1.5	1	0	4	1	0	1	26	13.0	
Isaac Fleming	2	2	65	32.5	5	23	.217	1	7	.143	1	3	.333	1	9	10	5.0	7	1	14	6	1	2	12	6.0	
Dimitrije Spasojevic	2	1	37	18.5	5	12	.417	0	0	.000	0	0	.000	0	4	4	2.0	7	0	1	1	0	0	10	5.0	
K.J. Davis	2	0	21	10.5	2	7	.286	0	4	.000	0	0	.000	1	4	5	2.5	0	0	1	0	2	0	4	2.0	
Justin Whatley	1	0	12	12.0	0	2	.000	0	0	.000	0	0	.000	1	1	2	2.0	2	0	0	1	0	0	0	0.0	
Addison Hill	1	0	1	1.0	0	0	.000	0	0	.000	0	0	.000	0	0	0	0.0	0	0	0	0	0	0	0	0.0	

UCF																									
Player	GP	GS	Min	Avg	FG	FGA	Pct	3FG	FGA	Pct	FT	FTA	Pct	Off	Def	Tot	Avg	PF	FO	A	TO	Blk	Stl	Pts	Avg
Shawn Williams	2	1	52	26.0	5	16	.313	2	7	.286	5	5	1.000	1	2	3	1.5	3	0	7	6	0	0	17	8.5
K.J. Davis	2	0	33	16.5	4	11	.364	2	6	.333	0	2	.000	1	7	8	4.0	5	0	0	1	0	0	10	5.0
Isaac Fleming	2	2	55	27.5	5	17	.294	0	5	.000	0	4	.000	0	1	1	0.5	8	0	3	11	0	4	10	5.0
Dimitrije Spasojevic	2	1	47	23.5	1	5	.200	0	0	.000	0	0	.000	2	3	5	2.5	4	0	1	3	1	2	2	1.0
Justice Obasohan	1	0	21	21.0	0	1	.000	0	0	.000	0	0	.000	0	5	5	5.0	4	0	0	2	4	1	0	0.0
Justin Whatley	1	0	4	4.0	0	0	.000	0	0	.000	0	0	.000	0	1	1	1.0	2	0	0	1	0	0	0	0.0
John Whitley	1	0	1	1.0	0	0	.000	0	0	.000	0	0	.000	0	0	0	0.0	0	0	0	0	0	0	0	0.0
Addison Hill	2	0	1	0.5	0	0	.000	0	0	.000	0	0	.000	0	0	0	0.0	0	0	0	0	0	0	0	0.0


UCONN																									
Player	GP	GS	Min	Avg	Total		Pct	3-Pts			FT	FTA	Pct	Rebounds			Avg	PF	FO	A	TO	Blk	Stl	Pts	Avg
					FG	FGA		3FG	FGA					Off	Def	Tot									
Shawn Williams	2	1	71	35.5	11	24	.458	9	20	.450	6	6	1.000	0	4	4	2.0	5	0	3	6	0	2	37	18.5
Dimitrije Spasojevic	2	2	65	32.5	9	13	.692	0	0	.000	3	8	.375	4	5	9	4.5	4	0	1	5	4	1	21	10.5
Isaac Fleming	2	2	68	34.0	7	19	.368	2	4	.500	2	2	1.000	6	7	13	6.5	5	0	16	8	0	1	18	9.0
K.J. Davis	2	0	30	15.0	3	9	.333	2	4	.500	0	0	.000	3	5	8	4.0	3	0	0	1	0	2	8	4.0
Justin Whatley	1	0	15	15.0	1	3	.333	0	0	.000	0	0	.000	1	0	1	1.0	1	0	0	1	0	1	2	2.0

UNCW																												
Player	GP	GS	Min	Avg	Total		Pct	3-Pts						Rebounds														
					FG	FGA		3FG	FGA	Pct	FT	FTA	Pct	Off	Def	Tot	Avg	PF	FO	A	TO	Blk	Stl	Pts	Avg			
Isaac Fleming	1	1	32	32.0	9	17	.529	0	3	.000	3	3	1.000	0	3	3	3.0	5	1	3	2	0	1	21	21.0			
Shawn Williams	1	0	21	21.0	4	9	.444	2	6	.333	5	6	.833	0	0	0	0.0	0	0	0	0	0	0	15	15.0			
Dimitrije Spasojevic	1	1	36	36.0	5	8	.625	0	0	.000	0	0	.000	2	4	6	6.0	3	0	0	3	1	0	10	10.0			
Justin Whatley	1	0	3	3.0	0	0	.000	0	0	.000	0	0	.000	1	0	1	1.0	2	0	0	0	0	0	0	0.0			

USF Player	Total										3-Pts			Rebounds											
	GP	GS	Min	Avg	FG	FGA	Pct	3FG	FGA	Pct	FT	FTA	Pct	Off	Def	Tot	Avg	PF	FO	A	TO	Blk	Stl	Pts	Avg
Shawn Williams	2	0	41	20.5	9	16	.563	7	12	.583	0	0	.000	0	0	0	0.0	4	0	0	1	0	1	25	12.5
Isaac Fleming	2	2	59	29.5	9	15	.600	0	2	.000	4	5	.800	2	4	6	3.0	7	0	16	4	0	2	22	11.0
Dimitrije Spasojevic	2	2	60	30.0	7	14	.500	0	0	.000	4	7	.571	2	5	7	3.5	1	0	2	2	0	1	18	9.0
John Whitley	1	0	3	3.0	1	1	1.000	0	0	.000	0	0	.000	0	0	0	0.0	0	0	1	0	0	0	2	2.0
K.J. Davis	2	0	6	3.0	1	3	.333	1	2	.500	0	0	.000	0	0	0	0.0	0	0	0	2	0	0	3	1.5
Justin Whatley	1	0	4	4.0	0	0	.000	0	0	.000	0	0	.000	1	1	2	2.0	0	0	0	0	0	0	0	0.0
Justice Obasohan	2	0	8	4.0	0	1	.000	0	0	.000	0	0	.000	0	0	0	0.0	0	0	1	0	2	0	0	0.0

WICHITA STATE																										
Player					Total		3-Pts			Rebounds																
	GP	GS	Min	Avg	FG	FGA	Pct	3FG	FGA	Pct	FT	FTA	Pct	Off	Def	Tot	Avg	PF	FO	A	TO	Blk	Stl	Pts	Avg	
Dimitrije Spasojevic	1	1	38	38.0	5	7	.714	0	0	.000	0	0	.000	2	4	6	6.0	2	0	2	2	0	0	10	10.0	
Justice Obasohan	1	0	22	22.0	3	5	.600	0	1	.000	3	4	.750	1	2	3	3.0	2	0	1	1	2	2	9	9.0	
Shawn Williams	1	1	19	19.0	2	8	.250	1	6	.167	0	0	.000	0	2	2	2.0	0	0	2	1	0	0	5	5.0	
Isaac Fleming	1	0	31	31.0	2	10	.200	0	3	.000	1	3	.333	0	1	1	1.0	0	0	3	4	0	1	5	5.0	
K.J. Davis	1	0	2	2.0	0	1	.000	0	1	.000	0	0	.000	0	0	0	0.0	0	0	0	0	0	0	0	0.0	

# Opponents



# 2018-19 Opponents

## DELAWARE STATE HORNETS

Nov. 6 • 7:45 p.m. • Greenville, N.C.



**Location** ..... Dover, Del.  
**Founded** ..... 1891  
**Enrollment** ..... 4,500  
**Conference** ..... Mid-Eastern Athletic Conference  
**Colors** ..... Columbia Blue and Red  
**Arena** ..... Memorial Hall Gym (1,800)  
**President** ..... Dr. Wilma Mishoe  
**Director of Athletics** ..... Dr. David "Scott" Gines  
**Head Coach** ..... Eric Skeeters  
**Record at School (Years)** ..... 0-0 (First)  
**Overall Record (Years)** ..... 0-0 (First)

**2017-18 Record (Conference)** ..... 4-28 (2-14)  
**2018 Postseason** ..... None  
**Lettermen Returning/Lost** ..... 10/9  
**Starters Returning/Lost** ..... 1/4  
**SID** ..... Dennis Jones  
**SID Phone** ..... (302) 857-6068  
**SID Email** ..... djones@desu.edu  
**Website** ..... www.dsuhornets.com  
**Series** ..... ECU leads 2-1  
**Last Meeting** ..... ECU, 63-57 (Dec. 2, 2017)  
**Joe Dooley vs. Radford** ..... 0-0

## JAMES MADISON DUKES

Nov. 9 • 7:45 p.m. • Greenville, N.C.



**Location** ..... Harrisonburg, Va.  
**Founded** ..... 1908  
**Enrollment** ..... 22,667  
**Conference** ..... Colonial Athletic Association  
**Colors** ..... Purple and Gold  
**Arena** ..... Convocation Center (6,426)  
**President** ..... Jonathan Alger  
**Director of Athletics** ..... Jeff Bourne  
**Head Coach** ..... Louis Rowe  
**Record at School (Years)** ..... 20-45 (Two)  
**Overall Record (Years)** ..... Same

**2017-18 Record (Conference)** ..... 10-22 (6-12)  
**2018 Postseason** ..... None  
**Lettermen Returning/Lost** ..... 9/4  
**Starters Returning/Lost** ..... 3/2  
**SID** ..... Jason Krech  
**SID Phone** ..... (540) 568-7910  
**SID Email** ..... krechjb@jmu.edu  
**Website** ..... www.jmusports.com  
**Series** ..... JMU leads 33-13  
**Last Meeting** ..... JMU, 67-61 (Dec. 20, 2015)  
**Joe Dooley vs. JMU** ..... 2-7

## LAMAR CARDINALS

Nov. 11 • 4 p.m. • Greenville, N.C.



**Location** ..... Beaumont, Texas  
**Founded** ..... 1923  
**Enrollment** ..... 13,139  
**Conference** ..... Southland  
**Colors** ..... Red and White  
**Arena** ..... Montagne Center (10,746)  
**President** ..... Dr. Kenneth Evans  
**Director of Athletics** ..... Marco Born  
**Head Coach** ..... Tic Price  
**Record at School (Years)** ..... 232-139 (13)  
**Overall Record (Years)** ..... 65-67 (Four)

**2017-18 Record (Conference)** ..... 19-14 (11-7)  
**2018 Postseason** ..... CIT  
**Lettermen Returning/Lost** ..... 5/7  
**Starters Returning/Lost** ..... 1/4  
**SID** ..... James Dixon  
**SID Phone** ..... (409) 880-8329  
**SID Email** ..... james.dixon@lamar.edu  
**Website** ..... www.lamarcardinals.com  
**Series** ..... First Meeting  
**Last Meeting** ..... None  
**Joe Dooley vs. Lamar** ..... 0-0

## GEORGIA TECH YELLOW JACKETS

Nov. 16 • 7:30 p.m. • Atlanta, Ga. • ACC Network Extra



**Location** ..... Atlanta, Ga.  
**Founded** ..... 1885  
**Enrollment** ..... 25,000  
**Conference** ..... Atlantic Coast  
**Colors** ..... Old Gold and White  
**Arena** ..... McCamish Pavilion (8,600)  
**President** ..... G.P. "Bud" Peterson  
**Director of Athletics** ..... Todd Stansbury  
**Head Coach** ..... Josh Pastner  
**Record at School (Years)** ..... 34-35 (Two)  
**Overall Record (Years)** ..... 201-108 (Nine)

**2017-18 Record (Conference)** ..... 13-19 (6-12)  
**2018 Postseason** ..... None  
**Lettermen Returning/Lost** ..... 10/5  
**Starters Returning/Lost** ..... 3/2  
**SID** ..... Mike Stamus  
**SID Phone** ..... (404) 894-5445  
**SID Email** ..... mstamus@athletics.gatech.edu  
**Website** ..... www.ramblinwreck.com  
**Series** ..... GT leads 3-1  
**Last Meeting** ..... GT, 100-74 (Dec. 3, 1994)  
**Joe Dooley vs. Georgia Tech** ..... 0-0



# 2018-19 Opponents

## TEXAS-RIO GRANDE VALLEY VAQUEROS

Nov. 19 • 7 p.m. • Greenville, N.C.



**Location** ..... Edinburg, Texas  
**Founded** ..... 2015  
**Enrollment** ..... 28,584  
**Conference** ..... Western Athletic Conference  
**Colors** ..... Orange and Gray  
**Arena** ..... UTRGV Fieldhouse (2,500)  
**President** ..... Dr. Guy Bailey  
**Director of Athletics** ..... Chris King  
**Head Coach** ..... Lew Hill  
**Record at School (Years)** ..... 25-40 (Two)  
**Overall Record (Years)** ..... Same

**2017-18 Record (Conference)** ..... 15-18 (6-8)  
**2018 Postseason** ..... None  
**Lettermen Returning/Lost** ..... 9/7  
**Starters Returning/Lost** ..... 4/1  
**SID** ..... Jonah Goldberg  
**SID Phone** ..... (956) 665-2240  
**SID Email** ..... jonah.goldberg@utrgv.edu  
**Website** ..... www.goutrgv.com  
**Series** ..... UTRGV leads 2-0  
**Last Meeting** ..... UTRGV, 86-79 (Feb. 9, 1981)  
**Joe Dooley vs. UTRGV** ..... First Meeting

## PRAIRIE VIEW A&M PANTHERS

Nov. 21 • 7 p.m. • Greenville, N.C.



**Location** ..... Prairie View, Texas  
**Founded** ..... 1876  
**Enrollment** ..... 9,125  
**Conference** ..... Southwestern Athletic Conference  
**Colors** ..... Purple and Gold  
**Arena** ..... William Nicks Building (6,500)  
**President** ..... Dr. Ruth Simmons  
**Director of Athletics** ..... Fred Washington  
**Head Coach** ..... Byron Smith  
**Record at School (Years)** ..... 29-44 (Two)  
**Overall Record (Years)** ..... Same

**2017-18 Record (Conference)** ..... 16-18 (12-6)  
**2018 Postseason** ..... None  
**Lettermen Returning/Lost** ..... 4/10  
**Starters Returning/Lost** ..... 2/3  
**SID** ..... Duane Lewis  
**SID Email** ..... dclewis@pvuam.edu  
**SID Phone** ..... (936) 261-3950  
**Website** ..... www.pvpanthers.com  
**Series** ..... First Meeting  
**Last Meeting** ..... None  
**Joe Dooley vs. Prairie View A&M** ..... 0-0

## HIGH POINT PANTHERS

Nov. 24 • 5 p.m. • Greenville, N.C.



**Location** ..... High Point, N.C.  
**Founded** ..... 1924  
**Enrollment** ..... 5,000  
**Conference** ..... Big South  
**Colors** ..... Purple and White  
**Arena** ..... Millis Center (1,750)  
**President** ..... Dr. Nido Qubeini  
**Director of Athletics** ..... Dan Hauser  
**Head Coach** ..... Orlando "Tubby" Smith  
**Record at School (Years)** ..... First Season  
**Overall Record (Years)** ..... 597-302 (27)

**2017-18 Record (Conference)** ..... 14-16 (9-9)  
**2018 Postseason** ..... None  
**Lettermen Returning/Lost** ..... 9/4  
**Starters Returning/Lost** ..... 3/2  
**SID** ..... Tom Fenstermaker  
**SID Phone** ..... Phone: (336) 841-4605  
**SID Email** ..... tfenster@highpoint.edu  
**Website** ..... www.highpointpanthers.com  
**Series** ..... High Point leads 36-29  
**Last Meeting** ..... HPU, 83-77 (Jan. 31, 1968)  
**Joe Dooley vs. High Point** ..... 0-0

## UNCW SEAHAWKS

Nov. 27 • 7 p.m. • Wilmington, N.C.



**Location** ..... Wilmington, N.C.  
**Founded** ..... 1947  
**Enrollment** ..... 15,000  
**Conference** ..... Colonial Athletic Association  
**Colors** ..... Teal, Gold and Navy  
**Arena** ..... Trask Coliseum (5,200)  
**President** ..... Dr. Jose "Zito" Satarelli  
**Director of Athletics** ..... Jimmy Bass  
**Head Coach** ..... C.B. McGrath  
**Record at School (Years)** ..... 11-21 (One)  
**Overall Record (Years)** ..... Same

**2017-18 Record (Conference)** ..... 11-21 (8-12)  
**2018 Postseason** ..... None  
**Lettermen Returning/Lost** ..... 8/4  
**Starters Returning/Lost** ..... 3/2  
**SID** ..... Joe Browning  
**SID Phone** ..... (910) 962-3236  
**SID Email** ..... browningj@uncw.edu  
**Website** ..... www.uncwsports.com  
**Series** ..... UNCW leads 36-28  
**Last Meeting** ..... ECU, 93-88 ot (Nov. 30, 2017)  
**Joe Dooley vs. UNCW** ..... 2-6

# 2018-19 Opponents

## APPALACHIAN STATE MOUNTAINEERS

Nov. 30 • 7 p.m. • Greenville, N.C.



Location.....Boone, N.C.  
 Founded.....1899  
 Enrollment.....18,811  
 Conference.....Sun Belt  
 Colors.....Black and Gold  
 Arena.....Holmes Convocation Center (9,313)  
 Chancellor.....Dr. Sheri N. Everts  
 Director of Athletics.....Doug Gillin  
 Head Coach.....Jim Fox  
 Record at School (Years).....45-78 (Four)  
 Overall Record (Years).....Same

2017-18 Record (Conference).....15-18 (9-9)  
 2018 Postseason.....None  
 Lettermen Returning/Lost.....11/3  
 Starters Returning/Lost.....4/1  
 SID.....Andrew Korba  
 SID Phone.....(828) 457-1290  
 SID Email.....korbaam@appstate.edu  
 Website.....www.appstatesports.com  
 Series.....ECU leads 32-16  
 Last Meeting.....ECU, 82-72 (Nov. 20, 2012)  
 Joe Dooley vs. Appalachian State.....2-1

## MARYLAND EASTERN SHORE HAWKS

Dec. 2 • 4 p.m. • Greenville, N.C.



Location.....Princess Anne, Md.  
 Founded.....1886  
 Enrollment.....3,278  
 Conference.....Mid-Eastern Athletic Conference  
 Colors.....Maroon and Grey  
 Arena.....Hytche Arena (5,500)  
 President.....Juliette B. Bell, Ph.D.  
 Director of Athletics.....Keith Davidson  
 Interim Head Coach.....Clifford Reed  
 Record at School (Years).....First season  
 Overall Record (Years).....125-166 (10)

2017-18 Record (Conference).....7-25 (3-13)  
 2018 Postseason.....None  
 Lettermen Returning/Lost.....6/5  
 Starters Returning/Lost.....3/2  
 SID.....Shawn Yonker  
 SID Phone.....(410) 651-6289  
 SID Email.....sryonker@umes.edu  
 Website.....www.easternshorehawks.com  
 Series.....First meeting  
 Last Meeting.....None  
 Joe Dooley vs. UMES.....0-0

## CHARLOTTE 49ERS

Dec. 18 • TBA • Charlotte, N.C.



Location.....Charlotte, N.C.  
 Founded.....1946  
 Enrollment.....28,721  
 Conference.....Conference USA  
 Colors.....Green and White  
 Arena.....Halton Arena (9,000)  
 President.....Dr. Philip DuBois  
 Director of Athletics.....Mike Hill  
 Head Coach.....Ron Sanchez  
 Record at School (Years).....First season  
 Overall Record (Years).....Same

2017-18 Record (Conference).....6-23 (2-16)  
 2018 Postseason.....None  
 Lettermen Returning/Lost.....8/5  
 Starters Returning/Lost.....2/3  
 SID.....Brent Statsny  
 SID Phone.....(704) 687-1021  
 SID Email.....bmstastn@unc.cc.edu  
 Website.....www.charlotte49ers.com  
 Series.....Charlotte leads 17-8  
 Last Meeting.....Charlotte, 69-50 (Dec. 18, 2018)  
 Joe Dooley vs. Charlotte.....0-1

## NORTH CAROLINA A&T AGGIES

Dec. 28 • 7 p.m. • Greenville, N.C.



Location.....Greensboro, N.C.  
 Founded.....1890  
 Enrollment.....11,877  
 Conference.....Mid-Eastern Athletic Conference  
 Colors.....Blue and Gold  
 Arena.....Corbett Sports Center (5,000)  
 President.....Harold L. Martin, Sr.  
 Director of Athletics.....Earl Hinton III  
 Head Coach.....Jay Joyner  
 Record at School (Years).....28-49 (Three)  
 Overall Record (Years).....Same

2017-18 Record (Conference).....20-15 (11-5)  
 2018 Postseason.....CIT First Round  
 Lettermen Returning/Lost.....6/9  
 Starters Returning/Lost.....1/4  
 SID.....Brian Holloway  
 SID Phone.....(336) 285-3608  
 SID Email.....bmhollow@ncat.edu  
 Website.....www.ncataggies.com  
 Series.....ECU leads 5-1  
 Last Meeting.....N.C. A&T, 87-81 (Nov. 26, 2017)  
 Joe Dooley vs. NC A&T.....0-0

# 2018-19 Opponents

## SMU MUSTANGS



**Location** ..... Dallas, Texas  
**Founded** ..... 1911  
**Enrollment** ..... 11,789  
**Conference** ..... American Athletic Conference  
**Colors** ..... Red and Blue  
**Arena** ..... Moody Coliseum (7,000)  
**President** ..... R. Gerald Turner  
**Director of Athletics** ..... Rick Hart  
**Head Coach** ..... Tim Jankovich  
**Record at School (Years)** ..... 56-21 (Two)  
**Overall Record (Years)** ..... 213-142 (11)

**Jan. 2 • 8 p.m.** • Dallas, Texas • ESPN3

**2017-18 Record (Conference)** ..... 17-16 (6-12)  
**2018 Postseason** ..... None  
**Lettermen Returning/Lost** ..... 9/4  
**Starters Returning/Lost** ..... 3/2  
**SID** ..... Herman Hudson  
**SID Phone** ..... (214) 768-1304  
**SID Email** ..... hermanh@smu.edu  
**Website** ..... www.smumustangs.com  
**Series** ..... SMU leads 14-4  
**Last Meeting** ..... SMU, 77-58 (Feb. 22, 2018)  
**Joe Dooley vs. SMU** ..... 0-0

## CINCINNATI BEARCATS



**Location** ..... Cincinnati, Ohio  
**Founded** ..... 1819  
**Enrollment** ..... 44,783  
**Conference** ..... American Athletic Conference  
**Colors** ..... Red and Black  
**Arena** ..... Fifth-Third Arena (13,176)  
**President** ..... Dr. Neville Pinto  
**Director of Athletics** ..... Mike Bohn  
**Head Coach** ..... Mick Cronin  
**Record at School (Years)** ..... 268-140 (12)  
**Overall Record (Years)** ..... 337-164 (15)

**Jan. 5 • 1 p.m.** • Greenville, N.C. • CBSSN

**2017-18 Record (Conference)** ..... 31-5 (16-2)  
**2018 Postseason** ..... NCAA Second Round  
**Lettermen Returning/Lost** ..... 11/4  
**Starters Returning/Lost** ..... 2/3  
**SID** ..... Andre Foushee  
**SID Phone** ..... (513) 556-5182  
**SID Email** ..... andre.foushee@uc.edu  
**Website** ..... www.gobearcats.com  
**Series** ..... Cincinnati leads 12-1  
**Last Meeting** ..... Cincinnati, 86-60 (Jan. 20, 2018)  
**Joe Dooley vs. Cincinnati** ..... 0-0

## MEMPHIS TIGERS



**Location** ..... Memphis, Tenn.  
**Founded** ..... 1912  
**Enrollment** ..... 20,585  
**Conference** ..... American Athletic Conference  
**Colors** ..... Royal Blue and Gray  
**Arena** ..... FedExForum (18,400)  
**President** ..... Dr. M. David Rudd  
**Director of Athletics** ..... Tom Bowen  
**Head Coach** ..... Anfernee "Penny" Hardaway  
**Record at School (Years)** ..... First season  
**Overall Record (Years)** ..... Same

**Jan. 10 • 9 p.m.** • Memphis, Tenn. • E-FLEX | **Feb. 13 • 7 p.m.** • Greenville, N.C. • ESPN3

**2017-18 Record (Conference)** ..... 21-13 (10-8)  
**2018 Postseason** ..... None  
**Lettermen Returning/Lost** ..... 4/10  
**Starters Returning/Lost** ..... 2/3  
**SID** ..... Phil Stukenborg  
**SID Phone** ..... (901) 678-4780  
**SID Email** ..... P.Stukenborg@memphis.edu  
**Website** ..... www.gottigersgo.com  
**Series** ..... Memphis leads 18-4  
**Last Meeting** ..... Memphis, 90-70 (March 4, 2018)  
**Joe Dooley vs. Memphis** ..... 0-0

## UCF KNIGHTS




**Location** ..... Orlando, Fla.  
**Founded** ..... 1963  
**Enrollment** ..... 66,183  
**Conference** ..... American Athletic Conference  
**Colors** ..... Black and Gold  
**Arena** ..... CFE Arena (10,000)  
**President** ..... Dr. Dale Whitaker  
**Director of Athletics** ..... Danny White  
**Head Coach** ..... Johnny Dawkins  
**Record at School (Years)** ..... 43-25 (Two)  
**Overall Record (Years)** ..... 199-140 (10)

**Jan. 13 • 4 p.m.** • Orlando, Fla. • ESPNU

**2017-18 Record (Conference)** ..... 19-13 (9-9)  
**2017 Postseason** ..... None  
**Lettermen Returning/Lost** ..... 9/2  
**Starters Returning/Lost** ..... 4/1  
**SID** ..... Dan Forcella  
**SID Phone** ..... (407) 823-2142  
**SID Email** ..... dforcella@athletics.ucf.edu  
**Website** ..... www.ucfknights.com  
**Series** ..... UCF leads 19-9  
**Last Meeting** ..... UCF, 59-39 (Dec. 31, 2017)  
**Joe Dooley vs. UCF** ..... 0-0

# 2018-19 Opponents

## TEMPLE OWLS



Location..... Philadelphia, Pa.  
 Founded..... 1884  
 Enrollment..... 41,000  
 Conference..... American Athletic Conference  
 Colors..... Cherry and White  
 Arena..... Liacouras Center (10,206)  
 President..... Dr. Neil Theobald  
 Director of Athletics..... Dr. Patrick Craft  
 Head Coach..... Fran Dunphy  
 Record at School (Years)..... 247-142 (12)  
 Overall Record (Years)..... 557-314 (29)

Jan. 16 • 7 p.m. • Greenville, N.C. • ESPN3

2017-18 Record (Conference)..... 17-16 (8-10)  
 2018 Postseason..... NIT First Round  
 Lettermen Returning/Lost..... 9/4  
 Starters Returning/Lost..... 3/2  
 SID..... Larry Dougherty  
 SID Phone..... (215) 204-32588  
 SID Email..... larrydoc@temple.edu  
 Website..... www.owlsports.com  
 Series..... Temple leads 5-3  
 Last Meeting..... Temple, 90-73 (Feb. 7, 2018)  
 Joe Dooley vs. Temple..... 0-0

## HOUSTON COUGARS



Jan. 23 • 8 p.m. • Houston, Texas • ESPN3

Location..... Houston, Texas  
 Founded..... 1927  
 Enrollment..... 42,364  
 Conference..... American Athletic Conference  
 Colors..... Scarlet and White  
 Arena..... Fertita Center (7,100)  
 President..... Dr. Renu Khator  
 Director of Athletics..... Chris Pezman  
 Head Coach..... Kelvin Sampson  
 Record at School (Years)..... 83-48 (Four)  
 Overall Record (Years)..... 583-318 (29)

Feb. 27 • 7 p.m. • Greenville, N.C. • ESPN3

2017-18 Record (Conference)..... 27-8 (14-4)  
 2017 Postseason..... NCAA Second Round  
 Lettermen Returning/Lost..... 7/7  
 Starters Returning/Lost..... 3/2  
 SID..... Jeff Conrad  
 SID Phone..... (713) 743-9410  
 SID Email..... jaconrad@central.uh.edu  
 Website..... www.uhcougars.com  
 Series..... Houston leads 14-5  
 Last Meeting..... Houston, 109-58 (Feb. 25, 2018)  
 Joe Dooley vs. Houston..... 0-0

## USF BULLS



Jan. 26 • 4 p.m. • Greenville, N.C. • ESPN3

Location..... Tampa, Fla.  
 Founded..... 1956  
 Enrollment..... 50,577  
 Conference..... American Athletic Conference  
 Colors..... Green and Gold  
 Arena..... Yuengling Center (10,411)  
 President..... Dr. Judy Genshaft  
 Director of Athletics..... Michael Kelly  
 Head Coach..... Brian Gregory  
 Record at School (Years)..... 10-22 (One)  
 Overall Record (Years)..... 258-202 (14)

Feb. 10 • 5:30 p.m. • Tampa, Fla. • ESPN3

2017-18 Record (Conference)..... 10-22 (3-15)  
 2018 Postseason..... None  
 Lettermen Returning/Lost..... 2/10  
 Starters Returning/Lost..... 2/3  
 SID..... Jay D'Abramo  
 SID Phone..... (813) 974-7099  
 SID Email..... jdabramo@usf.edu  
 Website..... www.gousfbulls.com  
 Series..... Tied at 8-8  
 Last Meeting..... ECU, 90-52 (Jan. 17, 2018)  
 Joe Dooley vs. USF..... 0-1

## TULANE GREEN WAVE



Jan. 31 • 7 p.m. • Greenville, N.C. • E-FLEX

Location..... New Orleans, La.  
 Founded..... 1834  
 Enrollment..... 13,449  
 Conference..... American Athletic Conference  
 Colors..... Olive Green and Sky Blue  
 Arena..... Devlin Fieldhouse (4,000)  
 President..... Dr. Michael Fitts  
 Director of Athletics..... Troy Dannen  
 Head Coach..... Mike Dunleavy  
 Record at School (Years)..... 20-42 (Two)  
 Overall NCAA Record (Years)..... Same

Feb. 23 • 8 p.m. • New Orleans, La. • E-FLEX

2017-18 Record (Conference)..... 14-17 (5-13)  
 2018 Postseason..... None  
 Lettermen Returning/Lost..... 9/6  
 Starters Returning/Lost..... 3/2  
 SID..... Adam Miller  
 SID Phone..... (504) 314-7219  
 SID Email..... amiller10@tulane.edu  
 Website..... www.tulane.greenwave.com  
 Series..... Tulane leads 14-11  
 Last Meeting..... ECU, 82-80 (Feb. 14, 2018)  
 Joe Dooley vs. Tulane..... 0-0



# 2018-19 Opponents

## UConn Huskies



**Feb. 3 • 2 p.m.** • Hartford, Conn. • ESPNEWS

**March 10 • 2 p.m.** • Greenville, N.C. • ESPN2

**Location** ..... Storrs, Conn.  
**Founded** ..... 1881  
**Enrollment** ..... 32,182  
**Conference** ..... American Athletic Conference  
**Colors** ..... National Flag Blue and White  
**Arena** ..... Gampel Pavilion (10,167)  
**President** ..... Dr. Susan Herbst  
**Director of Athletics** ..... David Benedict  
**Head Coach** ..... Danny Hurley  
**Record at School (Years)** ..... First season  
**Overall Record (Years)** ..... 151-105 (Eight)

**2017-18 Record (Conference)** ..... 14-18 (7-11)  
**2018 Postseason** ..... None  
**Lettermen Returning/Lost** ..... 9/6  
**Starters Returning/Lost** ..... 3/2  
**SID** ..... Phil Chardis  
**SID Phone** ..... (860) 486-3531  
**SID Email** ..... phil.chardis@uconn.edu  
**Website** ..... www.uconnhuskies.com  
**Series** ..... UConn leads 9-2  
**Last Meeting** ..... UConn, 84-80 (Feb. 18, 2018)  
**Joe Dooley vs. UConn** ..... 0-0

## Wichita State Shockers



**Feb. 6 • 7 p.m.** • Greenville, N.C. • ESPNEWS

**March 5 • 9 p.m.** • Wichita, Kan. • CBSN

**Location** ..... Wichita State University  
**Founded** ..... 1895  
**Enrollment** ..... 15,081  
**Conference** ..... American Athletic Conference  
**Colors** ..... Yellow and Black  
**Arena** ..... Charles Koch Arena (10,506)  
**President** ..... Dr. John Bardo  
**Director of Athletics** ..... Darron Boatwright  
**Head Coach** ..... Gregg Marshall  
**Record at School (Years)** ..... 286-98 (11)  
**Overall Record (Years)** ..... 480-181 (20)

**2017-18 Record (Conference)** ..... 25-8 (14-4)  
**2018 Postseason** ..... NCAA First Round  
**Lettermen Returning/Lost** ..... 5/11  
**Starters Returning/Lost** ..... 0/5  
**SID** ..... Bryan Holmgren  
**SID Phone** ..... (316) 978-5535  
**SID Email** ..... bholmgren@goshockers.com  
**Website** ..... www.goshockers.com  
**Series** ..... WSU leads 1-0  
**Last Meeting** ..... WSU, 95-60 (Jan. 11, 2018)  
**Joe Dooley vs. Wichita State** ..... 0-1

## Tulsa Golden Hurricane



**Feb. 17 • 2 p.m.** • Greenville, N.C. • ESPN3

**March 3 • 4 p.m.** • Tulsa, Okla. • ESPN2

**Location** ..... Tulsa, Okla.  
**Founded** ..... 1894  
**Enrollment** ..... 4,682  
**Conference** ..... American Athletic Conference  
**Colors** ..... Old Gold, Royal Blue and Crimson  
**Arena** ..... Donald W. Reynolds Center (8,355)  
**President** ..... Dr. Gerald Clancy  
**Director of Athletics** ..... Dr. Derrick Gragg  
**Head Coach** ..... Frank Haith  
**Record at School (Years)** ..... 77-52 (Four)  
**Overall Record (Years)** ..... 264-181 (14)

**2017-18 Record (Conference)** ..... 19-12 (12-6)  
**2018 Postseason** ..... None  
**Lettermen Returning/Lost** ..... 8/4  
**Starters Returning/Lost** ..... 3/2  
**SID** ..... Jordan Korphage  
**SID Phone** ..... (918) 631-2492  
**SID Email** ..... jsk2620@utulsa.edu  
**Website** ..... www.tulsahurricane.com  
**Series** ..... Tulsa leads 18-3  
**Last Meeting** ..... Tulsa, 74-66 (Feb. 26, 2017)  
**Joe Dooley vs. Tulsa** ..... 0-0

# ECU Bests vs. American Opponents

## ■ UCF

<b>ECU Points:</b>	28, Jamar Abrams (Feb. 2, 2010)
<b>ECU Rebounds:</b>	14, John Fields (Feb. 7, 2007) 14, Corey Rouse (March 8, 2006)
<b>ECU Assists:</b>	11, Miguel Paul (Jan. 12, 2013)
<b>ECU Steals:</b>	6, Lance Tejada (March 12, 2015)#
<b>ECU Blocks:</b>	5, Chad Wynn (Feb. 7, 2009)
<b>ECU 3-Point FGs:</b>	6, Caleb White (Jan. 16, 2016) 6, Jamar Abrams (March 2, 2010) 6, Sam Hinnant (March 7, 2009) 6, James Legan (Jan. 19, 2008)
<b>UCF Points:</b>	36, Keith Clanton (Jan. 12, 2013) 36, Jermaine Taylor (March 7, 2009)
<b>UCF Rebounds:</b>	16, Isaiah Sykes (Feb. 9, 2013)
<b>UCF Assists:</b>	11, Isaiah Sykes (Feb. 9, 2013)

## ■ Cincinnati

<b>ECU Points:</b>	21, Corey Rouse (Jan. 12, 2005)
<b>ECU Rebounds:</b>	13, Kentrell Barkley (Feb. 27, 2016) 13, Corey Rouse (Jan. 12, 2005) 13, Derrick Wiley (Jan. 28, 2004)
<b>ECU Assists:</b>	6, Kentrell Barkley (Feb. 27, 2016) 6, Travis Holcomb-Faye (Jan. 22, 2003)
<b>ECU Steals:</b>	5, Antonio Robinson (Feb. 1, 2015)
<b>ECU Blocks:</b>	5, Andre Washington (Jan. 15, 2017) 5, Moussa Badiane (Jan. 28, 2004)
<b>ECU 3-Point FGs:</b>	4, Prince Williams (Feb. 27, 2016) 4, Kentrell Barkley (Feb. 27, 2016) 4, Steve Richardson (Dec. 6, 1991)
<b>Cincinnati Points:</b>	27, Troy Caupain (Feb. 27, 2016)
<b>Cincinnati Rebounds:</b>	16, Gary Clark (Jan. 6, 2015)
<b>Cincinnati Assists:</b>	9, Steve Logan (Jan. 29, 2002)

## ■ UConn

<b>ECU Points:</b>	28, Caleb White (March 1, 2017)
<b>ECU Rebounds:</b>	<b>10, Isaac Fleming (Feb. 18, 2018)</b>
<b>ECU Assists:</b>	<b>10, Isaac Fleming (Feb. 18, 2018)</b>
<b>ECU Steals:</b>	5, Kentrell Barkley (Jan. 6, 2018)
<b>ECU Blocks:</b>	<b>3, Dimitrije Spasojevic (Jan. 6, 2018)</b>
<b>ECU 3-Point FGs:</b>	<b>7, Shawn Williams (Feb. 18, 2018)</b> 7, Caleb White (March 1, 2017)
<b>UConn Points:</b>	26, Jalen Adams (Feb. 18, 2018)
<b>UConn Rebounds:</b>	17, Daniel Hamilton (Feb. 25, 2015)
<b>UConn Assists:</b>	7, Antwoine Anderson (Feb. 18, 2018)

## ■ Houston

<b>ECU Points:</b>	31, Darrell Jenkins (Feb. 10, 2007)
<b>ECU Rebounds:</b>	17, Corey Rouse (Feb. 4, 2006)
<b>ECU Assists:</b>	12, Brock Young (Jan. 21, 2009)
<b>ECU Steals:</b>	4, Jamar Abrams (Jan. 21, 2009)
<b>ECU Blocks:</b>	6, Moussa Badiane (Jan. 17, 2004)
<b>ECU 3-Point FGs:</b>	8, Sam Hinnant (March 1, 2008) 8, Darrell Jenkins (Feb. 10, 2007)
<b>Houston Points:</b>	31, Rob Gray (Jan. 30, 2016)
<b>Houston Rebounds:</b>	18, Ramon Dyer (Feb. 4, 2006)
<b>Houston Assists:</b>	11, Rob Gray (Feb. 25, 2018)

## ■ Memphis

<b>ECU Points:</b>	<b>30, Shawn Williams (Feb. 3, 2018)</b>
<b>ECU Rebounds:</b>	14, Darrius Morrow (Feb. 11, 2011)
<b>ECU Assists:</b>	<b>11, Isaac Fleming (Feb. 3, 2018)</b>
<b>ECU Steals:</b>	<b>5, Isaac Fleming (March 4, 2018)</b> 5, Caleb White (Jan. 28, 2017)
<b>ECU Blocks:</b>	8, Moussa Badiane (Feb. 11, 2004)
<b>ECU 3-Point FGs:</b>	<b>6, Shawn Williams (Feb. 3, 2018)</b> 6, B.J. Tyson (Jan. 24, 2016)
<b>Memphis Points:</b>	33, Jeremiah Martin (Feb. 3, 2018)
<b>Memphis Rebounds:</b>	19, K.J. Lawson (Jan. 28, 2017)
<b>Memphis Assists:</b>	9, Trashon Burrell (Jan. 24, 2016)

## ■ USF

<b>ECU ECU Points:</b>	28, Travis Holcomb-Faye (Jan. 25, 2003)
<b>ECU Rebounds:</b>	24, Erroyl Bing (Jan. 25, 2003)
<b>ECU Assists:</b>	<b>10, Isaac Fleming (an. 17, 2018)</b>
<b>ECU Steals:</b>	7, Kentrell Barkley (Jan. 17, 2018)
<b>ECU Blocks:</b>	7, John Fields (Dec. 9, 2006)
<b>ECU 3-Point FGs:</b>	<b>6, Shawn Williams (Jan. 17, 2018)</b> 6, Sam Hinnant (Nov. 24, 2007)
<b>USF Points:</b>	28, Corey Allen (Feb. 21, 2015)
<b>USF Rebounds:</b>	16, Terrence Leather (Jan. 5, 2005)
<b>USF Assists:</b>	9, Chris Howard (Nov. 24, 2007) 9, Brian Swift (Jan. 5, 2005)

## ■ SMU

<b>ECU Points:</b>	29, Akeem Richmond (Feb. 23, 2013)
<b>ECU Rebounds:</b>	12, Erin Straughn (Feb. 2, 2011)
<b>ECU Assists:</b>	11, Brock Young (Jan. 24, 2009) 11, Darrell Jenkins (Feb. 27, 2008)
<b>ECU Steals:</b>	6, Gabe Blair (Feb. 27, 2008)
<b>ECU Blocks:</b>	5, Andre Washington (Dec. 31, 2016)
<b>ECU 3-Point FGs:</b>	9, Akeem Richmond (Feb. 23, 2013)
<b>SMU Points:</b>	36, Semi Ojeleye (March 10, 2017)
<b>SMU Rebounds:</b>	15, Ike Ofoegbu (Feb. 17, 2007)
<b>SMU Assists:</b>	12, Nic Moore (Jan. 13, 2016)

## ■ Temple

<b>ECU Points:</b>	26, Kentrell Barkley (March 9, 2017)#
<b>ECU Rebounds:</b>	16, Kentrell Barkley (March 9, 2017)#
<b>ECU Assists:</b>	6, Jeremy Sheppard (Feb. 15, 2017) 6, Kentrell Barkley (Jan. 27, 2016)
<b>ECU Steals:</b>	2, Kentrell Barkley (Feb. 15, 2017) 2, Antonio Robinson (March 5, 2015)
<b>ECU Blocks:</b>	3, Andre Washington (Jan. 7, 2017)
<b>ECU 3-Point FGs:</b>	4, Kentrell Barkley (Feb. 7, 2018) 4, Caleb White (Jan. 9, 2016)
<b>Temple Points:</b>	24, Quinton DeCosey (Jan. 9, 2016)
<b>Temple Rebounds:</b>	16, Jaylen Bond (Feb. 14, 2015)
<b>Temple Assists:</b>	8, Josh Brown (Jan. 9, 2016)

## ■ Tulane

<b>ECU Points:</b>	30, Darrell Jenkins (March 8, 2008)
<b>ECU Rebounds:</b>	18, Kentrell Barkley (Jan. 31, 2018)
<b>ECU Assists:</b>	11, Miguel Paul (March 6, 2013)
<b>ECU Steals:</b>	5, Kentrell Barkley (Feb. 10, 2016)
<b>ECU Blocks:</b>	7, Andre Washington (Feb. 21, 2017)
<b>ECU 3-Point FGs:</b>	8, Darrell Jenkins (March 8, 2008)
<b>Tulane Points:</b>	32, Louis Dabney (Feb. 10, 2016)
<b>Tulane Rebounds:</b>	16, Josh Davis (March 6, 2013) 16, David Gomez (March 8, 2008)
<b>Tulane Assists:</b>	12, Malik Morgan (Feb. 4, 2017)

## ■ Tulsa

<b>ECU Points:</b>	30, Brock Young (Feb. 27, 2010)
<b>ECU Rebounds:</b>	12, Andre Washington (Jan. 25, 2017)
<b>ECU Assists:</b>	10, Miguel Paul (Feb. 20, 2013)
<b>ECU Steals:</b>	3, nine times
<b>ECU Blocks:</b>	5, Darrius Morrow (Feb. 21, 2009)
<b>ECU 3-Point FGs:</b>	6, Terry Whisnant (Jan. 24, 2015)
<b>Tulsa Points:</b>	34, Justin Hurr (Feb. 27, 2010)
<b>Tulsa Rebounds:</b>	14, Junior Etou (Dec. 28, 2017) 14, Jerome Jordan (March 12, 2008)
<b>Tulsa Assists:</b>	10, Shaquille Harrison (Jan. 19, 2016)

## ■ Wichita State

<b>ECU Points:</b>	16, B.J. Tyson (Jan. 11, 2018)
<b>ECU Rebounds:</b>	<b>6, Dimitrije Spasojevic (Jan. 11, 2018)</b>
<b>ECU Assists:</b>	<b>3, Isaac Fleming (Jan. 11, 2018)</b>
<b>ECU Steals:</b>	<b>2, Justice Obasohan (Jan. 11, 2018)</b>
<b>ECU Blocks:</b>	<b>2, Justice Obasohan (Jan. 11, 2018)</b>
<b>ECU 3-Point FGs:</b>	2, Kentrell Barkley (Jan. 11, 2018)
<b>Wichita State Points:</b>	14, Rauno Nurger (Jan. 11, 2018)
<b>Wichita State Rebounds:</b>	8, Rashard Kelly (Jan. 11, 2018)
<b>Wichita State Assists:</b>	11, Landry Shamet (Jan. 11, 2018)

# - The American Basketball Championship tournament game  
**bold - current player**



*Caleb White scored 28 points to lead ECU past UConn in his final home game.*

# Series Vs. All Opponents

Opponent	Games	Won	Lost	First Game	Last Game
Air Force	1	1	0	2016-17	2016-17
Alabama	2	0	2	1974-75	1992-93
Alderson-Broadus	1	1	0	1977-78	1977-78
American	40	17	23	1973-74	2000-01
Angelo State	1	1	0	1994-95	1994-95
<b>Appalachian State</b>	<b>64</b>	<b>35</b>	<b>29</b>	<b>1933-34</b>	<b>2012-13</b>
Arizona	1	0	1	1974-75	1974-75
Arkansas State	3	2	1	1964-65	2000-01
Arkansas Tech	1	0	1	1952-53	1952-53
Armstrong State	1	1	0	1996-97	1996-97
Atlantic Christian	78	47	31	1931-32	1987-88
Baltimore	1	1	0	1972-73	1972-73
Baylor	1	1	0	1974-75	1974-75
Belmont	2	2	0	1999-00	2000-01
Belmont Abbey	17	13	4	1937-38	2004-05
Berry	1	1	0	1980-81	1980-81
Birmingham Southern	2	1	1	2000-01	2001-02
Boston College	1	0	1	1977-78	1977-78
Boston University	3	1	2	1983-84	1996-97
Bradley	1	0	1	1983-84	1983-84
Brown	2	0	2	1980-81	1980-81
Bucknell	1	0	1	1985-86	1985-86
Buffalo State	1	1	0	1973-74	1973-74
California	1	0	1	2015-16	2015-16
Campbell	59	39	20	1931-32	2017-18
Canisius	1	0	1	1981-82	1981-82
Carson-Newman	1	1	0	1991-92	1991-92
Catawba	34	24	10	1933-34	1961-62
Central Connecticut State	5	3	2	1984-85	2017-18
<b>Charlotte</b>	<b>26</b>	<b>8</b>	<b>18</b>	<b>1980-81</b>	<b>2017-18</b>
Charleston Southern	8	7	1	1970-71	1982-83
Chowan	6	5	1	1932-33	2013-14
Christopher Newport	3	3	0	1982-83	1984-85
<b>Cincinnati</b>	<b>13</b>	<b>1</b>	<b>12</b>	<b>1991-92</b>	<b>2017-18</b>
Citadel	33	21	12	1951-52	1976-77
Clemson	5	0	5	2004-05	2010-11
Cleveland State	1	1	0	2017-18	2017-18
Coastal Carolina	8	5	3	1994-95	2011-12
Coker	3	3	0	2008-09	2011-12
College of Charleston	4	1	3	1990-91	2016-17
Colorado State	2	1	1	1992-93	1995-96
Columbia	1	1	0	1993-94	1993-94
Connecticut	11	2	9	1966-67	2017-18
Coppin State	1	1	0	2017-18	2017-18
Cornell	3	2	1	1968-69	1989-90
Cumberland	1	1	0	1963-64	1963-64
Davidson	22	9	13	1962-63	1976-77
Dayton	3	0	3	1966-67	1991-92
<b>Delaware State</b>	<b>3</b>	<b>2</b>	<b>1</b>	<b>1979-80</b>	<b>2017-18</b>
DePaul	6	0	6	2001-02	2004-05
Detroit	3	0	3	1978-79	1980-81
Drexel	2	0	2	1983-84	1984-85
Duke	21	0	21	1969-70	2013-14
East Tennessee State	15	8	7	1964-65	1994-95
Eastern Illinois	3	2	1	1981-82	1994-95
Eastern Michigan	1	1	0	1993-94	1993-94
Edinboro	2	2	0	1985-86	1986-87

Opponent	Games	Won	Lost	First Game	Last Game
Elon	48	26	22	1934-35	1995-96
Erskine	7	5	2	1947-48	2010-11
Evansville	3	2	1	1998-99	2012-13
Fairfield	4	3	1	1966-67	1996-97
Fairleigh Dickinson	1	1	0	1973-74	1973-74
Fayetteville State	2	2	0	2010-11	2013-14
Ferrum	1	1	0	1997-98	1997-98
Florida Atlantic	4	2	2	1992-93	2015-16
Florida A&M	3	3	0	1969-70	2016-17
Florida International	1	0	1	2013-14	2013-14
Florida State	1	0	1	1967-68	1967-68
Francis Marion	3	2	1	1983-84	1998-99
Frederick	3	3	0	1963-64	1965-66
Fresno State	1	1	0	2014-15	2014-15
Furman	23	7	16	1965-66	1993-94
Gardner-Webb	5	3	2	2003-04	2012-13
George Mason	48	15	33	1981-82	2008-09
George Washington	15	8	7	1965-66	2010-11
Georgetown (Ky.)	2	1	1	1955-56	1965-66
Georgia	3	0	3	1996-97	1998-99
Georgia Southern	8	5	3	1969-70	1990-91
Georgia State	3	2	1	1974-75	2013-14
<b>Georgia Tech</b>	<b>4</b>	<b>1</b>	<b>3</b>	<b>1978-79</b>	<b>1994-95</b>
Grambling State	4	4	0	1982-83	2017-18
Green Bay	4	1	3	1993-94	2014-15
Guilford	37	31	6	1934-35	1961-62
Hampton	2	2	0	2003-04	2016-17
Hawaii	1	0	1	2014-15	2014-15
<b>High Point</b>	<b>65</b>	<b>29</b>	<b>36</b>	<b>1932-33</b>	<b>1967-68</b>
<b>Houston</b>	<b>19</b>	<b>5</b>	<b>14</b>	<b>2001-02</b>	<b>2017-18</b>
Howard	2	0	2	1983-84	1984-85
Illinois State	4	2	2	1979-80	1995-96
Indiana	2	0	2	1977-78	1986-87
Indiana State	1	0	1	1978-79	1978-79
Iona	2	1	1	1977-78	1978-79
Iowa State	1	0	1	1980-81	1980-81
Jacksonville	5	0	5	1969-70	2010-11
Jacksonville State	4	2	2	1996-97	1999-00
<b>James Madison</b>	<b>46</b>	<b>12</b>	<b>34</b>	<b>1979-80</b>	<b>2015-16</b>
Kent State	1	1	0	1979-80	1979-80
Kentucky	1	0	1	1985-86	1985-86
LaSalle	1	0	1	1977-78	1977-78
Lees-McRae	1	1	0	2001-02	2001-02
Lehigh	1	1	0	1973-74	1973-74
Lenoir-Rhyne	43	20	23	1945-46	2010-11
Liberty	7	5	2	1988-89	2007-08
Limestone	4	4	0	2005-06	2008-09
Little Rock	1	0	1	2015-16	2015-16
Long Island	1	0	1	1981-82	1981-82
Longwood	4	4	0	1985-86	1991-92
Louisiana-Lafayette	5	3	2	1982-83	1999-00
Louisiana-Monroe	1	1	0	1972-73	1972-73
Louisiana Tech	1	1	0	2013-14	2013-14
Louisville	6	1	5	2001-02	2004-05
Loyola (Chi.)	1	1	0	1990-91	1990-91
Loyola (La.)	1	0	1	1971-72	1971-72
Loyola (Md.)	1	1	0	2012-13	2012-13



Opponent	Games	Won	Lost	First Game	Last Game
Lynchburg	3	2	1	1938-39	1979-80
Maine	2	1	1	1979-80	1980-81
Manhattan	2	1	1	1978-79	1981-82
Marquette	6	2	4	2001-02	2004-05
Mars Hill	1	1	0	1940-41	1940-41
Marshall	21	7	14	1968-69	2013-14
Maryland	6	0	6	1975-76	1987-88
Massachusetts	2	0	2	2011-12	2012-13
McNeese State	1	1	0	2013-14	2013-14
<b>Memphis</b>	<b>22</b>	<b>4</b>	<b>18</b>	<b>2002-03</b>	<b>2017-18</b>
Mercer	5	2	3	1974-75	2016-17
Methodist	1	1	0	2012-13	2012-13
Miami (Ohio)	1	1	0	1987-88	1987-88
Middle Tennessee State	3	2	1	2001-02	2013-14
Milligan	1	1	0	2011-12	2011-12
Mississippi	2	1	1	2002-03	2003-04
Mississippi State	3	0	3	1972-73	1989-90
Missouri	1	0	1	1981-82	1981-82
Missouri State	2	1	1	1994-95	1995-96
Morgan State	2	1	1	2006-07	2006-07
Mount Olive	2	2	0	2002-03	2013-14
Mount St. Mary's	3	2	1	1993-94	2000-01
Murray State	1	0	1	1965-66	1965-66
Navy	20	8	12	1981-82	1990-91
Newberry	3	2	1	1957-58	1960-61
New Hampshire	2	2	0	1976-77	1982-83
New Mexico	1	0	1	1989-90	1989-90
Norfolk State	2	2	0	2012-13	2013-14
North Carolina	4	0	4	1952-53	2014-15
<b>N.C. A&amp;T</b>	<b>6</b>	<b>5</b>	<b>1</b>	<b>2003-04</b>	<b>2017-18</b>
N.C. Central	6	6	0	2006-07	2016-17
N.C. State	21	1	19	1967-68	2013-14
N.C. Wesleyan	8	7	1	1988-89	2014-15
North Texas	3	1	2	1983-84	2013-14
Northeastern	2	1	1	1983-84	1986-87
Northwestern	1	1	0	2001-02	2001-02
Northern Arizona	2	1	1	1979-80	1994-95
Northern Iowa	1	0	1	2009-10	2009-10
Notre Dame	1	0	1	1978-79	1978-79
Oglethorpe	5	3	2	1962-93	1963-64
Ohio University	2	2	0	1980-81	1981-82
Old Dominion	52	14	38	1966-67	2013-14
Oral Roberts	1	0	1	1979-80	1979-80
Oregon State	1	1	0	2005-06	2005-06
Penn State	3	0	3	1980-81	1986-87
Penn State-Behrend	1	1	0	1982-83	1982-83
Pfeiffer	11	9	2	1955-56	1961-62
Presbyterian	9	8	1	1934-35	2016-17
Purdue	1	0	1	1990-91	1990-91
Radford	9	5	4	1987-88	2017-18
Rice	14	9	5	2005-06	2013-14
Richmond	83	31	52	1959-60	2007-08
Rider	1	1	0	2012-13	2012-13
Roanoke College	2	2	0	1969-70	1970-71
Robert Morris	2	1	1	1999-00	2000-01
Rollins	1	0	1	1975-76	1975-76
Rutgers	2	1	1	2001-02	2017-18
Saint Louis	8	2	6	1997-98	2004-05
Samford	2	2	0	1980-81	1982-83
San Diego State	1	0	1	2015-16	2015-16

Opponent	Games	Won	Lost	First Game	Last Game
Savannah State	1	1	0	2012-13	2012-13
St. Andrews	5	5	0	1992-93	2012-13
St. Francis (Pa.)	8	3	5	1966-67	1972-73
St. Joseph's	2	2	0	1996-97	1997-98
St. Leo's	1	1	0	1978-79	1978-79
St. Paul's	1	1	0	2005-06	2005-06
St. Peter's	9	5	4	1967-68	1977-78
<b>SMU</b>	<b>17</b>	<b>4</b>	<b>13</b>	<b>1985-86</b>	<b>2017-18</b>
South Carolina	11	5	6	1968-69	2004-05
South Carolina State	1	1	0	2015-16	2015-16
South Dakota State	1	1	0	2009-10	2009-10
Southeastern Louisiana	1	1	0	1992-93	1992-93
Southern Illinois	1	1	0	1986-87	1986-87
Southern Miss	23	7	16	1970-71	2013-14
Stetson	3	1	2	1956-57	2015-16
Tampa	1	0	1	1969-70	1969-70
TCU	5	2	3	1988-89	2004-05
<b>Temple</b>	<b>8</b>	<b>3</b>	<b>5</b>	<b>2014-15</b>	<b>2017-18</b>
Tennessee	3	0	3	1978-79	2009-10
Tennessee-Chattanooga	6	2	4	1964-65	1978-79
Tennessee Tech	2	1	1	1992-93	1992-93
<b>Texas-Rio Grande Valley</b>	<b>2</b>	<b>0</b>	<b>2</b>	<b>1980-81</b>	<b>1980-81</b>
Texas Wesleyan	1	1	0	1980-81	1980-81
Toledo	4	2	2	1967-68	2005-06
<b>Tulane</b>	<b>25</b>	<b>11</b>	<b>14</b>	<b>2002-03</b>	<b>2017-18</b>
<b>Tulsa</b>	<b>21</b>	<b>3</b>	<b>18</b>	<b>1984-85</b>	<b>2017-18</b>
UAB	18	6	12	2001-02	2013-14
<b>UCF</b>	<b>29</b>	<b>9</b>	<b>20</b>	<b>2000-01</b>	<b>2017-18</b>
UMBC	3	2	1	1987-88	1989-90
UNC Asheville	9	5	4	1976-77	2014-15
UNC Greensboro	13	11	2	1988-89	2014-15
UNC Pembroke	2	2	0	2002-03	2003-04
<b>UNC Wilmington</b>	<b>65</b>	<b>28</b>	<b>37</b>	<b>1963-64</b>	<b>2017-18</b>
USC-Aiken	3	3	0	1977-78	1979-80
USC-Upstate	3	3	0	2001-02	2015-16
<b>USF</b>	<b>16</b>	<b>8</b>	<b>8</b>	<b>2002-03</b>	<b>2017-18</b>
UTEP	10	2	8	2005-06	2013-14
UTSA	2	2	0	2013-14	2013-14
UVA Wise	2	2	0	2009-10	2011-12
Vanderbilt	1	0	1	1987-88	1987-88
VCU	23	7	16	1978-79	2009-10
Villanova	1	0	1	1971-72	1971-72
Virginia	2	0	2	1968-69	2016-17
VMI	28	20	8	1962-63	2013-14
Virginia Tech	17	5	12	1961-62	2003-04
Virginia Univ. of Lynchburg	1	1	0	2014-15	2014-15
Wake Forest	7	0	7	1969-70	2009-10
Washington and Lee	2	2	0	1967-68	2012-13
Weber State	1	1	0	2012-13	2012-13
West Virginia	9	0	9	1965-66	1999-00
West Virginia Tech	2	1	1	1959-60	1979-80
Western Carolina	44	24	20	1937-38	2005-06
Western Illinois	2	1	1	1981-82	1983-84
William & Mary	79	37	42	1961-62	2002-03
Wingate	1	0	1	1934-35	1934-35
Winthrop	10	5	5	1984-85	2008-09
Wisconsin-Milwaukee	1	1	0	1979-80	1979-80
Wofford	4	4	0	1995-96	2005-06
Wright State	1	0	1	2013-14	2013-14

**2018-19 opponents bold**

# Vs. The Conferences

## America East\*

Opponent	GP	W	L
Boston University	3	1	2
Maine	2	1	1
New Hampshire	2	2	0
UMBC	3	2	1
<b>Total</b>	<b>10</b>	<b>6</b>	<b>4</b>

## American Athletic

Opponent	GP	W	L
Cincinnati	13	1	12
Connecticut	11	2	9
Houston	19	5	14
Memphis	22	4	18
SMU	17	4	13
Temple	8	3	5
Tulane	24	11	15
Tulsa	21	3	18
UCF	29	9	20
USF	16	6	10
Wichita State	1	0	1
<b>Total</b>	<b>185</b>	<b>50</b>	<b>135</b>

## ACC\*

Opponent	GP	W	L
Boston College	1	0	1
Clemson	5	0	5
Duke	21	0	21
Florida State	1	0	1
Georgia Tech	4	1	3
Louisville	6	1	5
North Carolina	4	0	4
NC State	20	1	19
Notre Dame	1	0	1
Virginia	2	0	2
Virginia Tech	17	5	12
Wake Forest	7	0	7
<b>Total</b>	<b>89</b>	<b>8</b>	<b>81</b>

## Atlantic Sun\*

Opponent	GP	W	L
Jacksonville	5	0	5
Liberty	7	5	2
Stetson	4	2	2
<b>Total</b>	<b>16</b>	<b>7</b>	<b>9</b>

## Atlantic 10\*

Opponent	GP	W	L
Davidson	22	9	13
Dayton	3	0	3
George Mason	48	15	33
G. Washington	15	8	7
LaSalle	1	0	1
Massachusetts	2	0	2
Richmond	83	31	52
Saint Louis	8	2	6
St. Joseph's	2	2	0
VCU	23	7	16
<b>Total</b>	<b>207</b>	<b>74</b>	<b>133</b>

## Big East\*

Opponent	GP	W	L
DePaul	6	0	6
Marquette	6	2	4
Villanova	1	0	1
<b>Total</b>	<b>13</b>	<b>2</b>	<b>11</b>

## Big Sky\*

Opponent	GP	W	L
Northern Arizona	2	1	1
Weber State	1	1	0
<b>Total</b>	<b>3</b>	<b>2</b>	<b>1</b>

## Big South

Opponent	GP	W	L
Campbell	58	38	20
Charleston Southern	8	7	1
Gardner-Webb	5	3	2
Hampton	2	2	0
High Point	65	29	36
Longwood	4	4	0
Presbyterian	9	8	1
Radford	9	5	4
UNC Asheville	8	4	4
USC Upstate	3	3	0
Winthrop	10	5	5
<b>Total</b>	<b>181</b>	<b>108</b>	<b>73</b>

## Big Ten\*

Opponent	GP	W	L
Indiana	2	0	2
Maryland	6	0	6
Northwestern	1	1	0
Penn State	3	0	3
Purdue	1	0	1
Rutgers	2	1	1
<b>Total</b>	<b>15</b>	<b>2</b>	<b>13</b>

## Big 12\*

Opponent	GP	W	L
Baylor	1	1	0
Iowa State	1	0	1
TCU	5	2	3
West Virginia	9	0	9
<b>Total</b>	<b>16</b>	<b>3</b>	<b>13</b>

## Big West\*

Opponent	GP	W	L
Hawaii	1	0	1
<b>Total</b>	<b>1</b>	<b>0</b>	<b>1</b>

## Colonial Athletic Association\*

Opponent	GP	W	L
Coll. of Charleston	4	1	3
Drexel	2	0	2
Elon	48	26	22
James Madison	46	13	33
Northeastern	0	0	0
Towson	0	0	0
UNC Wilmington	65	28	37
William & Mary	79	37	42
<b>Total</b>	<b>244</b>	<b>104</b>	<b>140</b>

## Conference USA\*

Opponent	GP	W	L
Charlotte	25	8	17
Florida Atlantic	4	2	2
FIU	1	0	1
Louisiana Tech	1	1	0
Marshall	18	6	12
Middle Tennessee St.	2	2	0
North Texas	2	1	1
Old Dominion	49	14	35
Rice	12	7	5
Southern Miss	20	7	13
UAB	15	3	12
UTEP	7	2	5
UTSA	2	2	0
<b>Total</b>	<b>158</b>	<b>55</b>	<b>103</b>

## Horizon\*

Opponent	GP	W	L
Cleveland State	1	1	0
Detroit	3	0	3
Green Bay	4	1	3
Milwaukee	1	1	0
Wright State	1	0	1
<b>Total</b>	<b>10</b>	<b>3</b>	<b>7</b>

## Ivy League\*

Opponent	GP	W	L
Brown	2	0	2
Columbia	1	1	0
Cornell	3	2	1
<b>Total</b>	<b>6</b>	<b>3</b>	<b>3</b>

## MAC\*

Opponent	GP	W	L
Eastern Michigan	1	1	0
Kent State	1	1	0
Miami (Ohio)	1	1	0
Ohio	2	2	0
Toledo	4	2	2
<b>Total</b>	<b>9</b>	<b>7</b>	<b>2</b>

## MAAC\*

Opponent	GP	W	L
Canisius	1	0	1
Fairfield	4	3	1
Iona	2	1	1
Manhattan	2	1	1
Rider	1	1	0
St. Peter's	9	5	4
<b>Total</b>	<b>19</b>	<b>11</b>	<b>8</b>

## MEAC\*

Opponent	GP	W	L
Coppin State	1	1	0
Delaware State	3	2	1
Florida A&M	3	3	0
Howard	2	0	2
Morgan State	2	1	1
Norfolk State	2	2	0
N.C. A&T	6	5	1
N.C. Central	6	6	0
S.C. State	1	1	0
<b>Total</b>	<b>28</b>	<b>23</b>	<b>5</b>

## Missouri Valley\*

Opponent	GP	W	L
Bradley	1	0	1
Evansville	2	1	1
Illinois State	4	2	2
Indiana State	1	0	1
Loyola (Chi.)	1	1	0
Missouri State	2	1	1
Northern Iowa	1	0	1
Southern Illinois	1	1	0
<b>Totals</b>	<b>13</b>	<b>6</b>	<b>7</b>

## Mountain West\*

Opponent	GP	W	L
Air Force	1	1	0
Colorado State	2	1	1
Fresno State	1	1	0
Hawaii	1	0	1
New Mexico	1	0	1
San Diego State	1	0	1
<b>Total</b>	<b>7</b>	<b>3</b>	<b>4</b>

## Northeast\*

Opponent	GP	W	L
Central Connecticut St.	5	3	2
Fairleigh Dickinson	1	1	0
Mount St. Mary's	3	2	1
Robert Morris	2	1	1
Saint Francis (Pa.)	8	3	5
<b>Total</b>	<b>19</b>	<b>10</b>	<b>9</b>

## Ohio Valley\*

Opponent	GP	W	L
Belmont	2	2	0
Eastern Illinois	3	2	1
Jacksonville State	4	2	2
Murray State	1	0	1
Tennessee Tech	2	1	1
<b>Total</b>	<b>12</b>	<b>7</b>	<b>5</b>

## PAC-12\*

Opponent	GP	W	L
Arizona	1	0	1
California	1	0	1
Oregon State	1	1	0
<b>Total</b>	<b>3</b>	<b>1</b>	<b>2</b>

## Patriot League\*

Opponent	GP	W	L
American	40	17	23
Boston University	3	1	2
Bucknell	1	0	1
Lehigh	1	1	0
Loyola (Md.)	1	1	0
Navy	20	8	12
<b>Total</b>	<b>66</b>	<b>28</b>	<b>38</b>

## SEC\*

Opponent	GP	W	L
Alabama	2	0	2
Georgia	3	0	3
Kentucky	1	0	1
Mississippi	2	1	1
Mississippi State	3	0	3
Missouri	1	0	1
South Carolina	11	5	6
Tennessee	3	0	3
Vanderbilt	1	0	1
<b>Total</b>	<b>27</b>	<b>6</b>	<b>21</b>

## Southern

Opponent	GP	W	L
Chattanooga	6	2	4
Citadel	33	21	12
East Tennessee State	15	8	7
Furman	23	7	16
Mercer	5	2	3
Samford	2	2	0
UNC Greensboro	11	9	2
VMI	27	19	8
Western Carolina	44	24	20
Wofford	4	4	0
<b>Total</b>	<b>170</b>	<b>98</b>	<b>72</b>

## Southland\*

Opponent	GP	W	L
McNeese State	1	1	0
Southeastern Louisiana	1	1	0
<b>Total</b>	<b>2</b>	<b>2</b>	<b>0</b>

## SWAC\*

Opponent	GP	W	L
Grambling State	4	4	0
<b>Total</b>	<b>4</b>	<b>4</b>	<b>0</b>

## Summit\*

Opponent	GP	W	L
Oral Roberts	1	0	1
South Dakota State	1	1	0
Western Illinois	2	1	1
<b>Total</b>	<b>4</b>	<b>2</b>	<b>2</b>

## Sun Belt\*

Opponent	GP	W	L
Appalachian State	63	34	29
Arkansas-Little Rock	1	0	1
Arkansas State	3	2	1
Coastal Carolina	8	5	3
Georgia Southern	8	5	3
Georgia State	3	2	1
Louisiana	5	3	2
Louisiana-Monroe	1	1	0
<b>Total</b>	<b>92</b>	<b>52</b>	<b>40</b>

## WAC\*

Opponent	GP	W	L
No games played			

## West Coast\*

Opponent	GP	W	L
Pepperdine	1	1	0
<b>Total</b>	<b>1</b>	<b>1</b>	<b>0</b>

\*Complete conference not listed

# All-Time Series Results

## Air Force

### ECU leads 1-0

11-26-16	ECU	70-63	at Savannah, Ga.
----------	-----	-------	------------------

## Alabama

### UA leads 2-0

12-7-74	Alabama	99-86	at Tuscaloosa, Ala.
2-1-93	Alabama	59-54	at Tuscaloosa, Ala.

## American

### AU leads 23-17

1-4-74	American	82-75	at Washington, D.C.
2-11-85	American	79-62	at Greenville
2-21-85	American	88-79	at Washington, D.C.
1-4-86	ECU	70-62	at Greenville
2-1-86	ECU	65-63	at Washington, D.C.
1-3-87	American	69-67	at Washington, D.C.
1-31-87	ECU	71-56	at Greenville
1-19-88	American	75-69 (ot)	at Greenville
2-15-88	American	76-69	at Washington, D.C.
1-21-89	American	82-68	at Washington, D.C.
2-18-89	ECU	66-60	at Greenville
3-4-89	ECU	76-58	at Hampton, Va.
1-13-90	American	60-50	at Washington, D.C.
2-10-90	ECU	59-54	at Greenville
1-7-91	American	92-83	at Washington, D.C.
2-2-91	American	63-60	at Greenville
1-18-92	American	80-79	at Washington, D.C.
2-15-92	American	69-66	at Greenville
3-7-92	American	76-69	at Richmond, Va.
1-16-93	American	89-64	at Greenville
2-15-93	American	67-57	at Washington, D.C.
1-8-94	ECU	77-65	at Greenville
2-7-94	ECU	73-62	at Washington, D.C.
1-23-95	ECU	81-72	at Washington, D.C.
2-4-95	American	79-65	at Greenville
3-4-95	American	75-67	at Richmond, Va.
1-16-96	American	85-75	at Washington, D.C.
2-3-96	American	89-73	at Greenville
3-2-96	ECU	76-60	at Richmond, Va.
1-4-97	ECU	66-60	at Greenville
2-3-97	American	63-61	at Washington, D.C.
1-5-98	American	76-63	at Washington, D.C.
2-9-98	ECU	72-62	at Greenville
12-5-98	ECU	64-58	at Greenville
2-13-99	ECU	59-53	at Washington, D.C.
1-15-00	American	72-64	at Washington, D.C.
1-31-00	ECU	62-59	at Greenville
3-3-00	American	74-54	at Richmond, Va.
1-20-01	ECU	74-64 (ot)	at Washington, D.C.
2-10-01	ECU	55-53	at Greenville

## Appalachian State

### ECU leads 32-16

1951-52	Appalachian State	79-78	Greenville
1952-53	ECU	70-63	Greenville
1952-53	ECU	79-67	Boone, N.C.
1953-54	ECU	91-66	Greenville
1953-54	ECU	99-74	Boone, N.C.
1954-55	ECU	73-66	Greenville
1954-55	Appalachian State	88-84	Boone, N.C.
1955-56	ECU	77-66	Boone, N.C.
1955-56	ECU	84-55	Greenville
1956-57	ECU	77-60	Boone, N.C.
1956-57	ECU	86-38	Greenville
1957-58	ECU	86-65	Boone, N.C.
1957-58	ECU	94-58	Greenville
1957-58	ECU	78-77	Boone, N.C.
1958-59	Appalachian State	86-75	Boone, N.C.
1958-59	ECU	94-60	Greenville
1959-60	Appalachian State	75-65	Boone, N.C.
1959-60	ECU	81-73	Boone, N.C.
12-14-60	Appalachian State	79-73	Boone, N.C.
1-30-61	ECU	72-70	Greenville
12-13-61	ECU	74-68	Boone, N.C.
1-30-62	ECU	74-61	Greenville
1-20-72	ECU	89-82	Greenville
12-9-72	ECU	84-69	Greenville
2-10-73	Appalachian State	88-79	Boone, N.C.
1-14-74	ECU	53-52	Greenville
2-11-74	ECU	78-68	Boone, N.C.
1-15-75	ECU	78-68	Greenville
2-5-75	Appalachian State	78-71	Boone, N.C.
1-14-76	Appalachian State	50-48	Boone, N.C.
2-14-76	ECU	84-76	Greenville
2-28-76	Appalachian State	79-72	Greenville, S.C.
1-15-77	ECU	66-54	Greenville
2-12-77	Appalachian State	63-60	Boone, N.C.
11-25-89	Appalachian State	69-59	Greenville
12-8-90	Appalachian State	88-79	Boone, N.C.
11-30-91	ECU	79-76 (ot)	Greenville
1-4-93	Appalachian State	76-74	Boone, N.C.
12-22-93	ECU	79-58	Greenville
11-28-94	ECU	80-78	Boone, N.C.
1-9-96	ECU	63-39	Greenville
11-26-96	ECU	57-48	Greenville
11-30-98	Appalachian State	68-67	Greenville
12-8-99	Appalachian State	82-73	Boone, N.C.
12-16-00	ECU	79-62	Greenville
11-19-01	Appalachian State	93-87	Boone, N.C.
11-22-11	ECU	67-47	Charlotte, N.C.
11-20-12	ECU	82-72	Greenville



## ■ Arizona

### *UofA leads 1-0*

12-12-75	Arizona	94-78	Louisville, Ky.
----------	---------	-------	-----------------

## ■ Arkansas State

### *ECU leads 2-1*

12-7-64	ECU	84-68	at Greenville
12-13-65	Arkansas State	70-68	at Jonesboro, Ark.
11-17-00	ECU	86-72	at Poughkeepsie, N.Y.

## ■ Baylor

### *ECU leads 1-0*

1-10-75	ECU	73-57	at Storrs, Conn.
---------	-----	-------	------------------

## ■ Belmont

### *ECU leads 2-0*

1-6-00	ECU	66-54	at Nashville, Tenn.
11-29-00	ECU	100-88	at Greenville

## ■ Boston College

### *BC leads 1-0*

12-10-77	Boston College	86-77	at Charlotte, N.C.
----------	----------------	-------	--------------------

## ■ Boston University

### *BU leads 2-1*

12-28-83	Boston	58-47	at Boston, Mass.
1-3-84	ECU	75-62	at Greenville
11-30-96	Boston	68-66	at Halifax, Nova Scotia

## ■ Bradley

### *Bradley leads 1-0*

12-20-83	Bradley	66-41	at Peoria, Ill.
----------	---------	-------	-----------------

## ■ Brown

### *Brown leads 2-0*

12-20-81	Brown	80-71	at Durham, N.C.
12-30-81	Brown	69-59	at New Haven, Conn.

## ■ Bucknell

### *Bucknell leads 1-0*

12-28-85	Bucknell	68-61 (ot)	at Siena, N.Y.
----------	----------	------------	----------------

## ■ California

### *California leads 1-0*

11-20-15	California	70-62	at Berkley, Calif.
----------	------------	-------	--------------------

## ■ Campbell

### *ECU leads 38-20*

1931-32	Campbell	30-16	
1931-32	Campbell	30-17	
1932-33	Campbell	38-25	
1933-34	Campbell	41-29	
1933-34	Campbell	49-13	
1934-35	Campbell	37-22	
1934-35	ECU	35-20	
1935-36	Campbell	36-34	
1936-37	Campbell	30-22	
1937-38	Campbell	37-29	

1939-40	Campbell	77-41	
1940-41	ECU	53-44	
1940-41	ECU	50-38	
1945-46	ECU	40-20	
1945-46	ECU	47-23	
1946-47	ECU	43-37	
1946-47	ECU	35-34	
2-27-80	ECU	53-52	at Greenville
1-3-81	ECU	75-65	at Greenville
2-4-81	ECU	81-59	at Fayetteville, N.C.
12-7-81	ECU	66-61	at Greenville
1-20-82	Campbell	62-60	at Fayetteville, N.C.
1-10-83	ECU	67-54	at Fayetteville, N.C.
1-22-83	ECU	73-55	at Greenville
11-26-83	ECU	75-66	at Greenville
2-29-84	Campbell	73-63	at Fayetteville, N.C.
12-13-84	ECU	58-56	at Fayetteville, N.C.
2-27-85	Campbell	60-58	at Greenville
11-25-85	ECU	69-62	at Greenville
1-8-86	ECU	58-47	at Buies Creek, N.C.
12-6-86	ECU	76-60	at Greenville
12-17-86	ECU	88-77 (ot)	at Buies Creek, N.C.
12-8-87	ECU	61-54	at Greenville
2-1-88	Campbell	77-50	at Fayetteville, N.C.
12-3-88	ECU	86-72	at Greenville
2-16-89	ECU	65-60	at Fayetteville, N.C.
12-14-89	ECU	72-62	at Greenville
2-8-90	Campbell	59-50	at Fayetteville, N.C.
12-15-90	ECU	86-55	at Greenville
2-14-91	ECU	55-52	at Fayetteville, N.C.
1-2-92	ECU	105-67	at Greenville
1-15-93	Campbell	80-72	at Fayetteville, N.C.
12-6-93	ECU	73-55	at Greenville
12-18-93	ECU	75-72 (ot)	at Fayetteville, N.C.
12-6-94	Campbell	74-56	at Fayetteville, N.C.
1-16-95	ECU	94-70	at Greenville
12-18-95	ECU	62-57	at Greenville
12-2-96	ECU	83-60	at Fayetteville, N.C.
12-6-97	ECU	74-62	at Greenville
11-21-98	ECU	77-49	at Fayetteville, N.C.
12-21-02	ECU	86-61	at Fayetteville, N.C.
11-22-03	ECU	93-54	at Greenville
11-19-08	ECU	86-65	at Greenville
11-17-09	Campbell	74-68	at Buies Creek, N.C.
11-15-10	ECU	76-63	at Greenville
11-14-11	Campbell	76-74	at Buies Creek, N.C.
1-2-13	Campbell	86-81 (ot)	at Greenville
1-2-14	ECU	79-71	at Buies Creek, N.C.
12-4-17	ECU	69-66	at Greenville

## ■ Canisius

### *Canisius leads 1-0*

12-5-81	Canisius	73-66	at Columbia, Mo.
---------	----------	-------	------------------

## ■ Central Connecticut State

### ECU leads 3-2

12-27-84	ECU	58-53	at Greenville
2-19-86	ECU	97-68	at Greenville
1-20-87	Central Conn. State	81-54	at New Britain, Conn.
11-30-14	ECU	74-59	at Greenville
11-17-17	Central Conn. State	68-79	at Greenville

## ■ Charleston Southern (formerly Baptist College)

### ECU leads 7-1

12-7-70	ECU	119-92	at Greenville
1-10-80	ECU	99-77	at Charleston, S.C.
1-21-80	ECU	66-64	at Greenville
1-26-81	ECU	66-59 (ot)	at Greenville
1-4-82	ECU	70-56	at Charleston, S.C.
2-4-82	ECU	88-62	at Greenville
1-17-83	Charleston Southern	64-56	at Greenville
2-12-83	ECU	73-59	at Charleston, S.C.

## ■ Charlotte

### Charlotte leads 17-8

1-20-81	ECU	65-64 (ot)	at Charlotte, N.C.
1-27-82	ECU	71-68	at Greenville
1-31-83	ECU	66-64	at Charlotte, N.C.
1-2-84	Charlotte	67-57	at Charlotte, N.C.
12-8-92	Charlotte	62-59	at Greenville
11-29-93	Charlotte	85-62	at Charlotte, N.C.
2-22-95	ECU	89-77	at Greenville
12-2-95	Charlotte	80-65	at Charlotte, N.C.
1-12-02	Charlotte	84-75	at Greenville
1-26-02	Charlotte	87-52	at Charlotte, N.C.
1-11-03	Charlotte	83-62	at Charlotte, N.C.
2-22-03	Charlotte	71-66	at Greenville
1-10-04	Charlotte	85-69	at Charlotte, N.C.
2-7-04	Charlotte	96-90 (ot)	at Greenville
1-8-05	Charlotte	72-60	at Charlotte, N.C.
1-29-05	ECU	54-51	at Greenville
12-2-09	Charlotte	80-68	at Charlotte, N.C.
11-19-10	Charlotte	74-63	at Charleston, S.C.
12-1-10	ECU	62-61	at Greenville
12-3-11	Charlotte	76-64	at Greenville
12-1-12	Charlotte	76-64	at Charlotte, N.C.
2-27-14	ECU	75-68	at Greenville
11-16-15	ECU	88-74	at Greenville
11-17-16	Charlotte	76-64	at Charlotte, N.C.
12-18-17	Charlotte	50-69	at Greenville

## ■ Cincinnati

### Cincinnati leads 12-1

12-6-91	Cincinnati	105-69	at Cincinnati, Ohio
1-5-02	Cincinnati	72-62	at Greenville
1-29-02	Cincinnati	75-48	at Cincinnati, Ohio
1-22-03	Cincinnati	59-53	at Greenville
2-26-03	Cincinnati	53-52	at Cincinnati, Ohio
1-28-04	Cincinnati	80-57	at Cincinnati, Ohio
1-12-05	Cincinnati	84-78	Greenville

1-6-15	Cincinnati	69-48	at Cincinnati, Ohio
2-1-15	ECU	50-46	at Greenville
2-13-16	Cincinnati	75-60	at Cincinnati, Ohio
2-27-16	Cincinnati	65-56	at Greenville
1-15-17	Cincinnati	55-46	at Greenville
1-20-18	Cincinnati	60-86	at Northern Heights, Ky.

## ■ Clemson

### Clemson leads 5-0

12-29-04	Clemson	74-40	at Clemson, S.C.
12-5-07	Clemson	82-67	at Greenville
1-3-09	Clemson	79-66	at Clemson, S.C.
12-16-10	Clemson	80-63	at Greenville
12-29-10	Clemson	71-59	at Clemson, S.C.

## ■ Coastal Carolina

### ECU leads 5-3

1-26-95	ECU	85-62	at Greenville
12-9-95	ECU	74-62	at Conway, S.C.
12-23-03	Coastal Carolina	90-71	at Conway, S.C.
11-29-03	ECU	76-59	at Greenville
1-2-08	ECU	89-64	at Greenville
12-28-08	Coastal Carolina	63-55	at Myrtle Beach, S.C.
12-18-10	Coastal Carolina	59-58	at Myrtle Beach, S.C.
12-19-11	ECU	76-51	at Greenville

## ■ College of Charleston

### CoC leads 3-1

12-17-90	ECU	65-51	at Greenville
2-3-92	College of Charleston	72-68	at Charleston, S.C.
12-7-15	College of Charleston	77-73	at Charleston, S.C.
12-15-16	College of Charleston	81-71	at Greenville

## ■ Connecticut

### UConn leads 9-2

12-17-66	Connecticut	89-60	at Storrs, Conn.
12-30-71	ECU	74-64	at Tulsa, Okla.
1-11-75	Connecticut	79-77	Storrs, Conn.
12-30-78	Connecticut	80-68	at Storrs, Conn.
2-4-15	Connecticut	65-52	at Storrs, Conn.
2-25-15	Connecticut	60-49	at Greenville
2-7-16	Connecticut	85-67	at Storrs, Conn.
1-22-17	Connecticut	72-65	at Hartford, Conn.
3-1-17	ECU	66-62	at Greenville
1-16-18	Connecticut	65-70	at Hartford, Conn.
2-18-18	Connecticut	84-80	At Greenville

## ■ Colorado State

### Series tied 1-1

12-22-92	Colorado State	78-66	at Fort Collins, Col.
12-20-95	ECU	80-72 (ot)	at Greenville

## ■ Coppin State

### ECU leads 1-0

11-12-17	ECU	76-50	at Greenville
----------	-----	-------	---------------

## Davidson

### Davidson leads 13-9

1-5-63	Davidson	71-61	at Davidson, N.C.
1-21-63	Davidson	105-77	at Norfolk, Va.
2-18-64	Davidson	105-45	at Davidson, N.C.
1-28-65	Davidson	82-68	at Davidson, N.C.
12-11-65	Davidson	90-82	at Davidson, N.C.
3-1-69	Davidson	102-76	at Charlotte, N.C.
1-13-70	Davidson	91-76	at Davidson, N.C.
12-9-70	Davidson	77-61	at Davidson, N.C.
1-19-71	Davidson	60-52	at Greenville
12-8-71	ECU	67-57	at Greenville
2-1-72	Davidson	92-79	at Davidson, N.C.
3-3-72	ECU	81-77	at Greenville, S.C.
12-5-72	Davidson	100-80	at Davidson, N.C.
1-31-73	Davidson	73-62	at Greenville
12-8-73	ECU	104-91	at Greenville
2-16-74	Davidson	94-82	at Davidson, N.C.
1-20-75	ECU	110-91	at Davidson, N.C.
2-8-75	ECU	101-91	at Greenville
12-13-75	ECU	85-82	at Greenville
1-31-76	ECU	88-82	at Davidson, N.C.
1-11-77	ECU	51-49	at Davidson, N.C.
1-29-77	ECU	76-56	at Greenville

## Dayton

### Dayton leads 3-0

12-20-66	Dayton	89-66	at Dayton, Ohio
12-31-71	Dayton	86-72	at Dayton, Ohio
1-6-92	Dayton	61-49	at Dayton, Ohio

## Delaware State

### Series tied 1-1

2-11-80	ECU	89-79	at Greenville
2-12-81	Delaware State	68-63	at Greenville

## DePaul

### DePaul leads 6-0

1-23-02	DePaul	80-58	at Greenville
2-9-02	DePaul	62-51	at Chicago, Ill.
1-19-03	DePaul	55-42	at Chicago, Ill.
2-18-03	DePaul	77-63	at Chicago, Ill.
1-31-04	DePaul	70-65	at Greenville
1-22-05	DePaul	77-56	at Chicago, Ill.

## Detroit

### Detroit leads 3-0

1-18-79	Detroit	81-69	at Greenville
2-2-80	Detroit	69-65	at Detroit, Mich.
12-19-80	Detroit	72-63	at Durham, N.C.

## Drexel

### Drexel leads 2-0

12-17-83	Drexel	53-51	at Greenville
12-4-84	Drexel	80-73	at Philadelphia, Pa.

## Duke

### Duke leads 21-0

12-15-69	Duke	80-65	at Durham, N.C.
12-11-71	Duke	71-62	at Durham, N.C.
12-12-72	Duke	108-74	at Durham, N.C.
12-1-73	Duke	82-69	at Durham, N.C.
12-4-74	Duke	79-73	at Durham, N.C.
12-10-75	Duke	93-74	at Durham, N.C.
12-29-76	Duke	88-65	at Raleigh, N.C.
1-28-78	Duke	105-82	at Durham, N.C.
12-8-79	Duke	92-73	at Durham, N.C.
12-22-81	Duke	70-57	at Durham, N.C.
11-27-82	Duke	70-65	at Durham, N.C.
12-10-83	Duke	80-64	at Durham, N.C.
1-9-85	Duke	87-63	at Durham, N.C.
12-2-85	Duke	98-66	at Durham, N.C.
12-3-86	Duke	103-65	at Durham, N.C.
11-30-87	Duke	94-45	at Durham, N.C.
11-30-88	Duke	95-46	at Durham, N.C.
2-14-90	Duke	84-51	at Durham, N.C.
11-26-90	Duke	125-82	at Durham, N.C.
11-25-91	Duke	103-75	at Durham, N.C.
11-19-13	Duke	83-74	at Durham, N.C.

## East Tennessee State

### ECU leads 8-7

12-28-64	ECU	75-66	at Johnson City, Tenn.
2-11-65	ECU	81-73	at Greenville
12-7-65	ECU	85-79	at Greenville
12-30-65	East Tennessee	94-82	at Johnson City, Tenn.
12-7-66	East Tennessee	56-55	at Greenville
12-10-66	East Tennessee	72-48	at Johnson City, Tenn.
12-30-67	ECU	67-65	at Greenville
1-22-68	East Tennessee	61-53	at Johnson City, Tenn.
1-8-69	ECU	89-80	at Greenville
2-3-69	East Tennessee	95-70	at Johnson City, Tenn.
1-24-70	East Tennessee	79-65	at Johnson City, Tenn.
12-12-70	ECU	85-63	at Greenville
12-22-89	East Tennessee	86-80	at Honolulu, Hawaii
12-30-94	ECU	77-68	at Johnson City, Tenn.
1-6-95	ECU	80-76	at Greenville

## Eastern Illinois

### ECU leads 2-1

2-15-82	ECU	78-51	at Greenville
2-6-84	Eastern Illinois	78-58	at Charleston, Ill.
12-19-94	ECU	78-56	at Honolulu, Hawaii

## Eastern Michigan

### ECU leads 1-0

12-30-93	ECU	76-69	at Green Bay, Wis.
----------	-----	-------	--------------------

## Elon

### ECU leads 26-22

1934-35	Elon	70-36	
1938-39	Elon	38-31	

1945-46	Elon	52-41	
1945-46	Elon	73-56	
1947-48	ECU	31-29	at Elon, N.C.
1947-48	ECU	62-44	at Greenville
1948-49	ECU	49-48	at Elon, N.C.
1948-49	ECU	57-48	at Greenville
1949-50	ECU	56-44	at Greenville
1949-50	Elon	54-30	at Elon, N.C.
1950-51	ECU	74-62	at Greenville
1950-51	Elon	75-74	at Elon, N.C.
1951-52	Elon	59-54	at Elon, N.C.
1951-52	ECU	76-62	at Greenville
1951-52	Elon	75-67	
1952-53	ECU	76-75	at Elon, N.C.
1952-53	ECU	91-69	at Greenville
1952-53	ECU	72-56	
1953-54	ECU	85-51	at Greenville
1953-54	ECU	84-65	at Elon
1953-54	ECU	80-65	
1954-55	Elon	76-64	at Elon, N.C.
1954-55	ECU	92-80	at Greenville
1955-56	ECU	105-69	at Greenville
1955-56	Elon	86-83	at Elon, N.C.
1955-56	Elon	82-64	
1956-57	Elon	77-69	at Elon, N.C.
1956-57	Elon	66-52	at Greenville
1957-58	ECU	79-43	at Greenville
1957-58	Elon	85-70	at Elon, N.C.
1958-59	ECU	70-44	at Elon, N.C.
1958-59	ECU	54-47	at Greenville
1959-60	ECU	83-64	at Greenville
1959-60	ECU	88-55	at Elon, N.C.
1959-60	ECU	95-63	at Camp Lejeune, N.C.
1-7-61	ECU	78-77	at Elon, N.C.
2-11-61	ECU	105-88	at Greenville
12-28-61	Elon	84-61	at Camp Lejeune, N.C.
1-6-62	Elon	67-65	at Greenville
2-10-62	Elon	78-66	at Elon, N.C.
1-4-63	ECU	73-64	at Elon, N.C.
2-9-63	Elon	69-63	at Greenville
12-19-63	Elon	71-70	at Camp Lejeune, N.C.
1-11-64	Elon	82-57	at Elon, N.C.
2-15-64	Elon	66-60	at Greenville
1-9-65	ECU	67-60	at Greenville
2-13-65	Elon	72-66	at Elon, N.C.
11-25-65	ECU	89-74	at Greenville

## ■ Evansville

### ECU leads 2-1

12-12-98	ECU	82-79	at Greenville
12-11-99	Evansville	68-63	at Evansville, Ind.
3-30-13	ECU	81-58	at Greenville, N.C.

## ■ Fairfield

### ECU leads 4-1

2-25-67	Fairfield	91-67	at Fairfield, Conn.
---------	-----------	-------	---------------------

2-15-68	ECU	93-77	at Greenville
1-17-94	ECU	77-65	at Greenville
11-23-96	ECU	81-64	at Fairfield, Conn.
12-31-99	ECU	92-89 (ot)	at Fairfield, Conn.

## ■ Fairleigh Dickinson

### ECU leads 1-0

12-13-73	ECU	77-73	at Greenville
----------	-----	-------	---------------

## ■ Florida A&M

### ECU leads 3-0

12-26-69	ECU	71-57	at Tampa, Fla.
12-22-14	ECU	75-57	at Greenville
11-22-16	ECU	82-62	at Greenville

## ■ Florida Atlantic

### Series tied 2-2

1-21-93	ECU	74-60	at Greenville
1-16-14	Florida Atlanti	78-67	at Boca Raton, Fla.
12-3-14	Florida Atlantic	72-63	at Boca Raton, Fla.
12-1-15	ECU	74-48	at Greenville

## ■ Florida International

### FIU leads 1-0

1-18-14	FIU	68-64	at Miami, Fla.
---------	-----	-------	----------------

## ■ Florida State

### ECU leads 1-0

2-3-68	Florida State	110-100	at Tallahassee, Fla.
--------	---------------	---------	----------------------

## ■ Fresno State

### ECU leads 1-0

11-25-14	ECU	58-52	at Estero, Fla.
----------	-----	-------	-----------------

## ■ Furman

### Furman leads 16-7

12-18-65	Furman	74-73	at Greenville
12-3-66	Furman	68-58	at Greenville, S.C.
12-8-67	Furman	91-89	at Greenville
1-6-68	Furman	59-58	at Greenville, S.C.
12-31-68	Furman	77-68	at Greenville, S.C.
1-6-70	ECU	81-66	at Greenville
1-16-71	ECU	68-58	at Greenville, S.C.
1-15-72	ECU	82-73	at Greenville
2-5-72	Furman	82-73	at Greenville, S.C.
3-4-72	ECU	77-75	at Greenville, S.C.
1-13-73	Furman	84-60	at Greenville, S.C.
2-3-73	ECU	61-57	at Greenville
3-2-73	Furman	68-60	at Richmond, Va.
1-28-74	Furman	89-80	at Greenville
2-2-74	Furman	72-70	at Greenville, S.C.
2-1-75	Furman	86-76	at Greenville, S.C.
2-10-75	Furman	71-70	at Greenville
1-10-76	ECU	72-68	at Greenville
2-16-76	Furman	83-76	at Greenville, S.C.
1-24-77	Furman	100-89	at Greenville, S.C.

2-16-77	Furman	74-66	at Greenville
12-16-94	ECU	92-61	at Greenville

## ■ Gardner-Webb

### ECU leads 3-2

12-19-03	ECU	76-59	at Greenville
11-23-04	Gardner-Webb	90-60	at Boiling Springs, N.C.
11-22-05	Gardner-Webb	77-72	at Greenville
12-22-11	ECU	69-55	at Greenville
12-18-12	ECU	62-60	at Greenville

## ■ George Mason

### GMU leads 31-14

12-30-81	ECU	66-64	at Fairfax, Va.
1-22-82	George Mason	70-57	at Greenville
12-30-82	George Mason	69-68	at Fairfax, Va.
2-5-83	George Mason	59-58	at Greenville
3-10-83	ECU	68-65	at Richmond, Va.
1-9-84	George Mason	83-66	at Fairfax, Va.
2-4-84	ECU	70-68	at Greenville
1-7-85	George Mason	81-69	at Greenville
2-2-85	George Mason	86-59	at Fairfax, Va.
1-25-86	ECU	75-67	at Greenville
2-22-86	George Mason	70-69	at Fairfax, Va.
1-24-87	George Mason	79-74	at Fairfax, Va.
2-21-87	George Mason	67-60	at Greenville
1-9-88	George Mason	77-63	at Fairfax, Va.
2-6-88	George Mason	67-64	at Greenville
1-16-89	George Mason	86-74	at Greenville
2-8-89	George Mason	83-65	at Fairfax, Va.
3-5-89	George Mason	68-59	at Hampton, Va.
12-23-89	George Mason	79-63	at Honolulu, Hawaii
1-8-90	George Mason	63-56	at Greenville
2-5-90	George Mason	76-56	at Fairfax, Va.
1-3-90	George Mason	66-62	at Richmond, Va.
1-14-91	George Mason	74-72	at Greenville
2-11-91	George Mason	78-58	at Fairfax, Va.
1-20-92	George Mason	81-78 (ot)	at Fairfax, Va.
2-17-92	ECU	74-68	at Greenville
1-18-93	ECU	68-64	at Greenville
2-19-93	ECU	81-51	at Fairfax
1-10-94	ECU	86-72	at Greenville
2-5-94	ECU	83-75	at Fairfax, Va.
1-21-95	ECU	84-70	at Fairfax, Va.
2-6-95	ECU	84-82	at Greenville
1-6-96	George Mason	80-76	at Fairfax, Va.
2-5-96	George Mason	92-78	at Greenville
1-6-97	ECU	80-74	at Greenville
1-3-98	George Mason	66-51	at Fairfax, Va.
2-2-98	George Mason	79-73 (ot)	at Greenville
1-18-99	ECU	60-58	at Greenville
2-15-99	George Mason	87-68	at Fairfax, Va.
1-17-00	George Mason	75-66	at Fairfax, Va.
2-21-00	George Mason	72-65	at Greenville
1-22-01	George Mason	104-62	at Fairfax, Va.
2-3-01	George Mason	77-74	at Greenville

12-19-02	George Mason	66-56	at Greenville
12-2-04	George Mason	76-65	at Fairfax, Va.
12-2-07	ECU	68-65	at Washington, D.C.
11-22-08	George Mason	77-71	at Greenville

## ■ George Washington

### ECU leads 8-7

2-12-66	ECU	98-80	at Greenville
2-15-66	George Washington	86-80	at Washington, D.C.
1-24-67	ECU	79-73	at Greenville
2-11-67	George Washington	93-78	at Washington, D.C.
1-3-68	ECU	71-68 (4ot)	at Washington, D.C.
1-24-68	ECU	98-72	at Greenville
12-21-68	ECU	88-83	at Greenville
2-10-69	George Washington	70-69	at Washington, D.C.
2-28-69	ECU	84-79	at Charlotte, N.C.
1-3-70	ECU	75-65	at Washington, D.C.
12-4-70	George Washington	80-79	at Greenville
2-22-72	George Washington	84-74	at Washington, D.C.
1-17-73	ECU	59-58	at Greenville
12-22-09	George Washington	84-80 (ot)	at Greenville
12-22-10	George Washington	82-80	at Washington, D.C.

## ■ Georgia

### UGA leads 3-0

12-17-96	Georgia	73-60	at Athens, Ga.
12-13-97	Georgia	55-54	at Greenville
12-22-98	Georgia	82-65	at Athens, Ga.

## ■ Georgia Southern

### ECU leads 5-3

1-1-70	ECU	88-71	at Greenville
12-16-76	ECU	89-78	at Greenville
2-21-76	ECU	91-85	at Greenville
2-14-77	Georgia Southern	64-57	at Statesboro, Ga.
1-25-78	ECU	86-85	at Statesboro, Ga.
2-20-78	Georgia Southern	88-83	at Greenville
1-2-91	ECU	60-59	at Greenville
2-6-91	Georgia Southern	80-68	at Statesboro, Ga.

## ■ Georgia State

### ECU leads 2-1

12-17-74	ECU	88-79	at Greenville
11-26-12	ECU	62-53	at Atlanta, Ga.
12-29-13	Georgia State	89-82	at Greenville

## ■ Georgia Tech

### GT leads 3-1

1-27-79	ECU	66-64	at Atlanta, Ga.
2-17-79	Georgia Tech	82-68	at Greenville
1-4-89	Georgia Tech	72-69	at Atlanta, Ga.
12-3-94	Georgia Tech	100-74	at Atlanta, Ga.

## ■ Grambling State

### ECU leads 3-0

11-13-15	ECU	61-53	at Greenville
----------	-----	-------	---------------



11-11-16	ECU	72-57	at Greenville
12-21-17	ECU	76-68	at Greenville

## ■ Green Bay

### *GB leads 3-1*

12-31-93	Green Bay	60-43	at Green Bay, Wisc.
12-8-98	Green Bay	63-36	at Green Bay, Wisc.
11-23-99	ECU	68-54	at Greenville
11-24-14	Green Bay	66-49	at Estero, Fla.

## ■ Hampton

### *ECU leads 2-0*

12-23-03	ECU	77-53	at Greenville
11-29-16	ECU	68-48	at Greenville

## ■ Hawaii

### *UH leads 1-0*

11-26-14	Hawaii	75-73	at Estero, Fla.
----------	--------	-------	-----------------

## ■ High Point

### *High Point leads 36-29*

1932-33	ECU	38-35	
1933-34	High Point	63-35	
	High Point	25-20	
	High Point	31-26	
	High Point	44-35	
1934-35	High Point	43-12	
	High Point	n/a	
1935-36	High Point	45-23	
	High Point	42-30	
1936-37	High Point	42-28	
1937-38	High Point	66-33	
	High Point	52-33	
1938-39	High Point	43-37	
1939-40	High Point	51-35	
1940-41	ECU	44-43	
	ECU	44-37	
1945-46	ECU	49-43	
	ECU	39-38	
1948-49	High Point	51-31	at High Point, N.C.
	ECU	50-48	at Greenville
1949-50	ECU	59-53	at Greenville
	High Point	72-51	at High Point, N.C.
1950-51	High Point	59-58	at Greenville
	ECU	81-72	at High Point, N.C.
	High Point	66-62	
1951-52	ECU	71-65	at Greenville
	ECU	69-64	at High Point, N.C.
	ECU	69-61	
1952-53	ECU	79-68	at High Point, N.C.
	ECU	100-87	at Greenville
	ECU	103-73	
1953-54	ECU	100-61	at Greenville
	ECU	95-68	at High Point, N.C.
1954-55	ECU	80-77	at High Point, N.C.
	ECU	83-81	at Greenville
	High Point	90-71	

1955-56	ECU	80-71	at High Point, N.C.
	ECU	87-76	at Greenville
	ECU	83-53	at Paris Island, S.C.
1956-57	High Point	111-94	at High Point, N.C.
	High Point	93-91	at Greenville
1957-58	ECU	79-66	at High Point, N.C.
	ECU	120-71	at Greenville
	High Point	72-79	
1958-59	High Point	95-76	at High Point, N.C.
	ECU	79-75	at Greenville
1959-60	High Point	69-60	at Greenville
	High Point	84-68	at High Point, N.C.
12-6-60	High Point	60-58	at Greenville
2-15-61	High Point	71-68	at High Point, N.C.
12-6-61	High Point	88-64	at High Point, N.C.
2-14-62	ECU	81-66	at Greenville
12-4-62	ECU	75-56	at Greenville
12-28-62	High Point	67-63	at Hickory, N.C.
2-13-63	High Point	77-49	at High Point, N.C.
12-4-63	High Point	84-48	at High Point, N.C.
2-6-64	High Point	72-68	at Greenville
12-1-64	High Point	69-59	at Greenville
2-4-65	High Point	83-70	at High Point, N.C.
12-1-65	High Point	69-60	at High Point, N.C.
2-3-66	ECU	46-40	at Greenville
2-1-67	ECU	71-70	at Greenville
1-31-68	High Point	83-77	at High Point, N.C.

## ■ Houston

### *Houston leads 14-5*

2-23-02	ECU	63-46	at Greenville
3-6-02	Houston	58-49	at Cincinnati, Ohio
1-17-04	Houston	55-53	at Houston, Texas
2-26-05	Houston	76-72	at Greenville
2-4-06	Houston	64-60 (ot)	at Greenville
2-10-07	Houston	83-59	at Houston, Texas
3-1-08	ECU	84-83	at Greenville
1-16-10	Houston	74-55	at Greenville
3-10-10	Houston	93-80	at Tulsa, Okla.
1-29-11	ECU	74-70	at Greenville
1-21-12	Houston	82-75	at Houston, Texas
1-16-13	ECU	89-78	at Greenville
1-14-15	ECU	66-61	at Greenville
3-8-15	Houston	72-54	at Houston, Texas
1-30-16	Houston	97-93 (2ot)	at Greenville
1-11-17	Houston	74-58	at Greenville
3-5-17	Houston	73-51	at Houston, Texas
1-14-18	Houston	65-49	at Greenville
2-25-18	Houston	109-58	at Houston, Texas

## ■ Illinois State

### *Series ties 2-2*

2-9-80	ECU	70-67 (ot)	at Greenville
2-28-81	Illinois State	64-41	at Normal, Ill.
1-11-95	ECU	64-57	at Greenville
12-30-95	Illinois State	64-52	at Normal, Ill.

## ■ Indiana

### *IU leads 2-0*

11-26-78	Indiana	75-59	at Bloomington, Ind.
12-13-86	Indiana	96-68	at Bloomington, Ind.

## ■ Indiana State

### *ISU leads 1-0*

12-8-78	Indiana State	102-79	at DeLand, Fla.
---------	---------------	--------	-----------------

## ■ Iona

### *Iona leads 2-0*

1-19-78	Iona	96-74	at Greenville
1-2-79	ECU	76-75	at New Rochelle, N.Y.

## ■ Iowa State

### *ISU leads 1-0*

12-29-80	Iowa State	80-73	at New Haven, Conn.
----------	------------	-------	---------------------

## ■ Jacksonville

### *JU leads 5-0*

2-5-70	Jacksonville	111-94	at Greenville
2-22-71	Jacksonville	127-69	at Jacksonville, Fla.
12-4-71	Jacksonville	77-68	at Greenville
1-20-73	Jacksonville	100-61	at Jacksonville, Fla.
3-15-11	Jacksonville	71-66 (ot)	at Greenville

## ■ Jacksonville State

### *Series tied 2-2*

12-4-96	ECU	64-49	at Greenville
2-10-97	ECU	82-54	at Jacksonville, Ala.
11-24-98	Jacksonville State	61-53	at Jacksonville, Ala.
12-18-99	Jacksonville State	69-53	at Greenville

## ■ James Madison

### *JMU leads 33-13*

12-15-79	ECU	61-58	at Greenville
1-14-80	James Madison	63-52	at Harrisonburg, Va.
1-9-82	James Madison	72-50	at Harrisonburg, Va.
2-17-82	James Madison	61-43	at Greenville
1-8-83	ECU	43-41	at Greenville
2-23-83	James Madison	76-56	at Harrisonburg, Va.
1-28-84	James Madison	71-57	at Harrisonburg, Va.
3-3-84	James Madison	61-54	at Greenville
1-28-85	James Madison	74-65	at Greenville
3-2-85	James Madison	77-61	at Harrisonburg, Va.
1-27-86	ECU	51-48	at Greenville
2-24-86	James Madison	86-73	at Harrisonburg, Va.
1-26-87	James Madison	78-70	at Harrisonburg, Va.
2-23-87	ECU	74-68	at Greenville
1-11-88	ECU	68-65	at Harrisonburg, Va.
2-8-88	ECU	70-66	at Greenville
1-14-89	ECU	62-57	at Greenville
2-11-89	James Madison	74-61	at Harrisonburg, Va.
1-15-90	James Madison	67-63 (2ot)	at Harrisonburg, Va.
2-12-90	James Madison	60-55	at Greenville
1-12-91	James Madison	72-68	at Greenville
2-9-91	James Madison	88-65	at Harrisonburg, Va.

1-13-92	James Madison	81-77 (ot)	at Greenville
2-10-92	James Madison	86-48	at Harrisonburg, Va.
1-9-93	James Madison	98-82	at Harrisonburg, Va.
2-6-93	ECU	58-57	at Greenville
3-8-93	ECU	54-49	at Richmond, Va.
1-26-94	James Madison	70-68	at Greenville
2-19-94	James Madison	79-74	at Harrisonburg, Va.
1-14-95	James Madison	71-69 (ot)	at Greenville
2-15-95	James Madison	92-87	at Harrisonburg, Va.
1-4-96	ECU	62-56	at Harrisonburg, Va.
2-21-96	James Madison	72-70	at Greenville
1-21-97	James Madison	59-55	at Greenville
2-15-97	James Madison	63-60 (ot)	at Harrisonburg, Va.
3-1-97	James Madison	69-67 (2ot)	at Richmond, Va.
1-7-98	ECU	90-60	at Harrisonburg, Va.
2-16-98	ECU	57-51	at Greenville
1-9-99	James Madison	73-57 (ot)	at Harrisonburg, Va.
2-3-99	James Madison	64-61	at Greenville
12-4-99	James Madison	60-57	at Harrisonburg, Va.
2-5-00	James Madison	62-55	at Greenville
12-6-00	James Madison	79-72	at Harrisonburg, Va.
2-5-01	James Madison	69-51	at Greenville
12-13-14	ECU	70-58	at Greenville
12-20-15	James Madison	67-61	at Harrisonburg, Va.

## ■ Kent State

### *ECU leads 1-0*

12-22-79	ECU	forfeit	at Reno, Nev.
----------	-----	---------	---------------

## ■ Kentucky

### *UK leads 1-0*

12-20-85	Kentucky	82-56	at Lexington, Ky.
----------	----------	-------	-------------------

## ■ LaSalle

### *LaSalle leads 1-0*

12-9-77	LaSalle	96-95 (ot)	at Charlotte, N.C.
---------	---------	------------	--------------------

## ■ Lehigh

### *ECU leads 1-0*

1-5-74	ECU	60-47	at Washington, D.C.
--------	-----	-------	---------------------

## ■ Liberty

### *ECU leads 5-2*

2-22-89	ECU	69-60	at Greenville
12-7-89	ECU	50-47	at Lynchburg, Va.
1-30-91	ECU	64-49	at Greenville
1-14-98	ECU	74-63	at Greenville
11-28-99	ECU	80-56	at Lynchburg, Va.
11-21-06	Liberty	64-56	at Lynchburg, Va.
11-17-07	Liberty	55-53	at Greenville

## ■ Little Rock

### *Little Rock leads 1-0*

11-26-15	Little Rock	54-46	at Las Vegas, Nev.
----------	-------------	-------	--------------------

## Louisiana

### ECU leads 3-2

12-17-82	Louisiana	83-55	at Lafayette, La.
12-14-96	ECU	65-56	at Greenville
12-8-97	ECU	67-64	at Lafayette, La.
11-24-98	ECU	75-69	at Greenville
11-27-99	Louisiana	70-64	at Lafayette, La.

## Louisiana-Monroe

### ECU leads 1-0

12-28-72	ECU	83-75	at Monroe, La.
----------	-----	-------	----------------

## Louisiana Tech

### ECU leads 1-0

2-20-14	ECU	75-68	at Greenville
---------	-----	-------	---------------

## Louisville

### UofL leads 6-1

1-16-02	ECU	87-77	at Greenville
2-19-02	Louisville	75-42	at Louisville, Ky.
1-16-03	Louisville	87-70	at Greenville
3-1-03	Louisville	82-76	at Louisville, Ky.
1-15-04	Louisville	76-66	at Louisville, Ky.
3-10-04	Louisville	61-54	at Cincinnati, Ohio
1-19-05	Louisville	91-42	at Louisville, Ky.

## Loyola (Ill.)

### ECU leads 1-0

12-1-90	ECU	79-58	at West Lafayette, Ind.
---------	-----	-------	-------------------------

## Loyola (Md.)

### ECU leads 1-0

3-26-13	ECU	70-58	at Greenville
---------	-----	-------	---------------

## Maine

### Series tied 1-1

12-5-79	ECU	67-65 (ot)	at Greenville
12-3-80	Maine	112-81	at Orono, Maine

## Manhattan

### Series tied 1-1

12-29-78	ECU	74-71	at Storrs, Conn.
12-19-82	Manhattan	60-54	at Charleston, W.Va.

## Marist

### ECU leads 1-0

11-18-01	ECU	81-73	at Poughkeepsie, N.Y.
----------	-----	-------	-----------------------

## Marquette

### MU leads 4-2

2-6-02	Marquette	70-58	at Milwaukee, Wis.
2-28-02	ECU	51-46	at Greenville
12-30-02	ECU	73-70	at Greenville
1-29-03	Marquette	80-48	at Milwaukee, Wis.
3-3-04	Marquette	77-73	at Milwaukee, Wis.
2-12-05	Marquette	71-69 (ot)	at Greenville

## Marshall

### Marshall leads 14-7

1-18-69	ECU	85-82	at Greenville
1-2-71	Marshall	107-79	at Huntington, W.Va.
12-29-73	Marshall	92-81	at Huntington, W.Va.
12-30-75	ECU	70-67	at Winter Park, Fla.
2-1-06	Marshall	72-66	at Huntington, W.Va.
2-18-06	ECU	63-59	at Greenville
1-31-07	Marshall	56-52	at Huntington, W.Va.
2-21-07	Marshall	54-51	at Greenville
1-16-08	ECU	75-62	at Greenville
2-9-08	Marshall	83-49	at Huntington, W.Va.
1-10-09	Marshall	72-64	at Huntington, W.Va.
2-25-09	Marshall	76-62	at Greenville
1-9-10	Marshall	83-65	at Greenville
2-6-10	Marshall	100-49	at Huntington, W.Va.
1-22-11	ECU	82-81	at Huntington, W.Va.
2-12-11	Marshall	78-65	at Greenville
2-11-12	Marshall	78-68	at Huntington, W.Va.
2-29-12	ECU	81-78 (ot)	at Greenville
1-19-13	Marshall	77-56	at Huntington, W.Va.
3-9-13	ECU	86-79	at Greenville
3-2-14	Marshall	64-61	at Huntington, W.Va.

## Maryland

### Maryland leads 6-0

11-29-75	Maryland	127-84	at College Park, Md.
12-8-76	Maryland	80-69	at College Park, Md.
12-7-77	Maryland	130-106	at College Park, Md.
12-16-78	Maryland	82-71	at College Park, Md.
2-13-80	Maryland	85-72	at College Park, Md.
12-10-87	Maryland	75-59	at College Park, Md.

## Massachusetts

### UMass leads 2-0

12-6-11	Massachusetts	63-58	at Greenville, N.C.
12-22-12	Massachusetts	88-81	at Amherst, Mass.

## McNeese State

### ECU leads 1-0

11-25-13	ECU	91-62	at Kingston, R.I.
----------	-----	-------	-------------------

## Memphis

### Memphis leads 18-4

2-4-03	Memphis	73-49	at Memphis, Tenn.
2-11-04	Memphis	79-73	at Greenville
2-2-05	Memphis	72-66	at Memphis, Tenn.
1-11-06	Memphis	77-67	at Greenville
1-20-07	Memphis	61-44	at Greenville
1-9-08	Memphis	75-62	at Memphis, Tenn.
1-28-09	Memphis	85-64	at Greenville
1-13-10	Memphis	77-57	at Memphis, Tenn.
1-8-11	Memphis	61-58	at Memphis, Tenn.
3-2-11	ECU	68-57	at Greenville
3-11-11	Memphis	76-56	at El Paso, Texas
2-8-12	Memphis	70-59	at Greenville

2-22-12	Memphis	70-47	at Memphis, Tenn.
1-9-13	Memphis	67-54	at Memphis, Tenn.
1-30-13	Memphis	75-68	at Greenville
1-28-15	Memphis	70-58	at Memphis, Tenn.
2-10-15	ECU	64-53	at Greenville
1-24-16	ECU	84-83	at Memphis, Tenn.
3-6-16	Memphis	83-53	at Greenville
1-28-17	Memphis	57-50	at Memphis, Tenn.
2-3-18	ECU	88-85 (ot)	at Greenville
3-4-18	Memphis	90-70	at Memphis, Tenn.

## ■ Mercer

### *Mercer leads 3-2*

12-21-74	ECU	121-82	at Greenville
2-17-76	Mercer	86-68	at Macon, Ga.
2-23-77	ECU	76-70	at Greenville
2-25-78	Mercer	75-92	at Macon, Ga.
11-25-17	Mercer	70-66	at Savannah, Ga.

## ■ Miami (Ohio)

### *ECU leads 1-0*

12-29-87	ECU	65-58	at Greenville
----------	-----	-------	---------------

## ■ Middle Tennessee

### *ECU leads 2-1*

12-20-01	ECU	81-71	at Greenville
11-22-03	ECU	65-63	at Murfreesboro, Tenn.
1-30-14	Middle Tennessee	84-67	at Murfreesboro, Tenn.

## ■ Mississippi

### *Series Tied 1-1*

11-24-02	ECU	65-58	at Greenville
1-3-04	Mississippi	65-49	at Oxford, Miss.

## ■ Mississippi State

### *MSU leads 3-0*

12-29-72	Mississippi State	69-64	at Monroe, La.
12-20-88	Mississippi State	88-79	at Starkville, Miss.
12-19-89	Mississippi State	72-63	at Greenville

## ■ Missouri

### *MU leads 1-0*

12-4-81	Missouri	87-55	at Columbia, Mo.
---------	----------	-------	------------------

## ■ Missouri State

### *Series ties 1-1*

1-4-95	Missouri State	51-38	at Springfield, Ill.
12-23-95	ECU	62-59 (ot)	at Greenville

## ■ Morgan State

### *Series tied 1-1*

11-11-06	ECU	86-67	at Greenville
12-18-06	Morgan State	76-70	at Baltimore, Md.

## ■ Mount St. Mary's

### *ECU leads 2-1*

12-4-93	Mount St. Mary's	75-70	Emmitsburg, Md.
---------	------------------	-------	-----------------

1-4-00	ECU	72-49	at Greenville
12-18-00	ECU	73-66	at Emmitsburg, Md.

## ■ Murray State

### *Murray leads 1-0*

12-14-65	Murray State	104-84	at Murray, Ky.
----------	--------------	--------	----------------

## ■ Navy

### *Navy leads 12-8*

2-20-82	Navy	88-76	at Annapolis, Md.
1-29-83	Navy	60-58	at Annapolis, Md.
2-19-83	ECU	68-67	at Greenville
1-30-84	Navy	79-61	at Annapolis, Md.
2-20-84	Navy	66-56	at Greenville
1-26-85	Navy	68-67	at Greenville
2-18-85	Navy	76-66	at Annapolis, Md.
3-7-85	Navy	77-61	at Williamsburg, Va.
1-6-86	Navy	67-62	at Greenville
2-3-86	Navy	71-56	at Annapolis, Md.
1-5-87	Navy	91-66	at Annapolis, Md.
2-2-87	Navy	76-60	at Greenville
1-16-88	ECU	61-49	at Greenville
2-13-88	Navy	90-88 (ot)	at Annapolis, Md.
1-23-89	ECU	70-63	at Annapolis, Md.
2-20-89	ECU	67-58	at Greenville
1-6-90	ECU	75-55	at Greenville
2-3-90	ECU	85-69	at Annapolis, Md.
2-5-91	ECU	97-81	at Annapolis, Md.
2-4-91	ECU	75-66	at Greenville

## ■ New Hampshire

### *ECU leads 2-0*

1-4-77	ECU	76-65	at Greenville
12-28-82	ECU	72-64	at Greenville

## ■ New Mexico

### *UNM leads 1-0*

12-27-89	New Mexico	88-51	at Las Cruces, N.M.
----------	------------	-------	---------------------

## ■ Norfolk State

### *ECU leads 2-0*

12-29-12	ECU	74-63	at Greenville
11-18-13	ECU	76-74	at Durham, N.C.

## ■ North Carolina

### *UNC leads 4-0*

1-6-53	North Carolina	79-66	at Greenville
3-18-93	North Carolina	85-65	at Winston-Salem, N.C.
12-15-12	North Carolina	93-87	at Chapel Hill, N.C.
12-7-14	North Carolina	108-64	at Chapel Hill, N.C.

## ■ North Carolina A&T

### *ECU leads 5-1*

12-10-03	ECU	86-53	at Greenville
11-18-05	ECU	67-60	at Greenville
12-14-13	ECU	84-71	at Greenville
12-13-15	ECU	71-60	at Greenville

11-14-16	ECU	61-51	at Greenville
11-26-17	N.C. A&T	87-81	at Greenville

## ■ North Carolina Central

### ECU leads 6-0

11-26-06	ECU	68-47	at Greenville
1-5-08	ECU	79-62	at Greenville
1-3-10	ECU	68-58	at Greenville
1-3-11	ECU	58-50	at Durham, N.C.
12-29-11	ECU	84-76	at Greenville
12-3-16	ECU	69-56	at Greenville,

## ■ NC State

### NC State leads 20-1

1-20-68	NC State	83-67	at Raleigh, N.C.
1-15-70	NC State	100-81	at Raleigh, N.C.
2-26-72	NC State	92-57	at Raleigh, N.C.
2-13-73	NC State	105-70	at Raleigh, N.C.
12-5-73	NC State	79-47	at Raleigh, N.C.
11-30-74	NC State	98-81	at Raleigh, N.C.
12-3-75	NC State	117-81	at Raleigh, N.C.
12-30-76	NC State	92-69	at Raleigh, N.C.
12-17-77	NC State	106-80	at Raleigh, N.C.
1-23-79	NC State	104-88	at Raleigh, N.C.
1-2-80	NC State	83-68	at Raleigh, N.C.
1-24-81	NC State	77-52	at Raleigh, N.C.
1-23-82	NC State	63-53	at Raleigh, N.C.
12-8-82	NC State	57-49	at Raleigh, N.C.
11-16-02	NC State	71-47	at Raleigh, N.C.
11-19-04	NC State	100-66	at Raleigh, N.C.
12-28-06	NC State	64-57	at Raleigh, N.C.
12-8-07	ECU	75-69	at Greenville
12-17-08	NC State	87-76	at Raleigh, N.C.
11-18-10	NC State	85-65	at Charleston, S.C.
12-21-13	NC State	90-79	at Raleigh, N.C.

## ■ North Texas

### North Texas leads 2-1

12-21-83	North Texas	62-58	at Peoria, Ill.
12-29-84	ECU	70-65	at Tulsa, Okla.
2-15-14	North Texas	53-51	at Denton, Texas

## ■ Northeastern

### Series tied 1-1

1-7-84	Northeastern	69-61	at Boston, Mass.
12-8-86	ECU	74-70	at Greenville

## ■ Northern Arizona

### Series tied 1-1

12-21-79	Northern Arizona	64-60	at Reno, Nev.
12-20-94	ECU	78-56	at Honolulu, Hawaii

## ■ Northern Iowa

### UNI leads 1-0

11-21-09	Northern Iowa	74-68	at U.S. Virgin Islands
----------	---------------	-------	------------------------

## ■ Northwestern

### ECU leads 1-0

11-15-01	ECU	71-68	at Raleigh, N.C.
----------	-----	-------	------------------

## ■ Notre Dame

### UND leads 1-0

2-26-79	Notre Dame	89-72	at South Bend, Ind.
---------	------------	-------	---------------------

## ■ Ohio University

### ECU leads 2-0

11-128-80	ECU	70-65	at Athens, Ohio
11-28-81	ECU	72-54	at Greenville

## ■ Old Dominion

### ODU leads 38-13

1-14-67	ECU	90-88	at Greenville
12-5-67	Old Dominion	94-90	at Greenville
12-14-68	Old Dominion	75-74	at Greenville
2-9-70	ECU	92-67	at Greenville
12-19-70	Old Dominion	71-66	at Norfolk, Va.
1-13-71	Old Dominion	92-80	at Greenville
2-17-72	Old Dominion	92-79	at Greenville
2-20-73	Old Dominion	67-53	at Norfolk, Va.
1-30-74	Old Dominion	80-78	at Greenville
1-28-75	ECU	71-69	at Norfolk, Va.
1-7-76	Old Dominion	95-70	at Greenville
1-26-77	Old Dominion	86-74	at Greenville
2-7-77	Old Dominion	87-78	at Norfolk, Va.
1-31-78	Old Dominion	112-81	at Greenville
2-14-78	ECU	78-74	at Norfolk, Va.
2-3-79	Old Dominion	90-85	at Greenville
2-19-79	ECU	99-84	at Norfolk, Va.
12-18-79	Old Dominion	70-65	at Greenville
2-20-80	Old Dominion	89-75	at Norfolk, Va.
1-28-81	Old Dominion	76-67	at Norfolk, Va.
2-10-82	Old Dominion	80-73	at Greenville
12-29-90	Old Dominion	79-78 (2 ot)	at Norfolk, Va.
1-25-92	Old Dominion	80-72	at Greenville
2-22-92	Old Dominion	89-83 (ot)	at Norfolk, Va.
1-25-93	Old Dominion	80-60	at Norfolk, Va.
2-20-93	Old Dominion	73-60	at Greenville
3-6-93	ECU	73-67	at Richmond, Va.
1-15-94	Old Dominion	79-62	at Norfolk, Va.
2-12-94	Old Dominion	75-72	at Greenville
1-31-95	Old Dominion	69-66	at Norfolk, Va.
2-20-95	Old Dominion	81-73	at Greenville
1-20-96	ECU	72-67	at Greenville
2-26-96	Old Dominion	81-57	at Norfolk, Va.
1-11-97	Old Dominion	79-70	at Norfolk, Va.
1-29-97	ECU	78-63	at Greenville
1-28-98	ECU	85-71	at Greenville
2-14-98	Old Dominion	66-61	at Norfolk, Va.
1-13-99	Old Dominion	54-51	at Greenville
2-1-99	ECU	67-62	at Norfolk, Va.
2-26-99	Old Dominion	65-62 (2 ot)	at Richmond, Va.
12-1-99	ECU	59-57	at Greenville



2-16-00	ECU	62-60	at Norfolk, Va.
1-17-01	ECU	68-63 (ot)	at Greenville
1-30-01	Old Dominion	65-63	at Norfolk, Va.
12-8-01	Old Dominion	53-52	at Greenville
12-7-02	ECU	75-67	at Norfolk, Va.
12-12-04	Old Dominion	51-50	at Greenville
12-3-05	Old Dominion	79-53	at Norfolk, Va.
12-7-10	Old Dominion	81-68	at Greenville
11-29-11	Old Dominion	63-58	at Norfolk, Va.
1-11-14	Old Dominion	81-70	at Greenville
3-6-14	Old Dominion	68-47	at Norfolk, Va.

## ■ Oral Roberts

### ORU leads 1-0

1-7-80	Oral Roberts	83-82	at Tulsa, Okla.
--------	--------------	-------	-----------------

## ■ Oregon State

### ECU leads 1-0

11-18-04	ECU	66-64	at Raleigh, N.C.
----------	-----	-------	------------------

## ■ Penn State

### PSU leads 3-0

12-13-80	Penn State	71-59	at University Park, Pa.
1-20-86	Penn State	85-57	at University Park, Pa.
12-30-86	Penn State	69-67	at Greenville

## ■ Pepperdine

### ECU leads 1-0

11-17-04	ECU	80-58	at Raleigh, N.C.
----------	-----	-------	------------------

## ■ Presbyterian

### ECU leads 2-0

12-28-99	ECU	86-52	at Greenville
12-22-16	ECU	76-56	at Greenville

## ■ Purdue

### Purdue leads 1-0

11-30-90	Purdue	78-49	at West Lafayette, Ind.
----------	--------	-------	-------------------------

## ■ Radford

### ECU leads 5-4

12-19-87	Radford	77-75	at Radford, Va.
12-10-88	Radford	88-75	at Greenville
12-10-89	ECU	64-52	at Radford, Va.
12-22-90	ECU	83-74	at Greenville
12-2-00	Radford	63-56	at Roanoke, Va.
12-22-01	ECU	90-86 (2 ot)	at Greenville
12-3-02	ECU	89-42	at Radford, Va.
12-30-03	ECU	87-50	at Greenville
11-15-17	Radford	73-66	at Greenville

## ■ Rice

### ECU leads 9-5

2-15-06	Rice	62-54	at Houston, Texas
1-13-07	Rice	64-47	at Greenville
2-3-07	Rice	83-74	at Houston, Texas
2-6-08	ECU	64-45	at Greenville
3-5-08	ECU	75-68	at Houston, Texas

1-31-09	Rice	76-70	at Houston, Texas
2-14-09	ECU	91-88 (ot)	at Greenville
1-30-10	Rice	69-59	at Greenville
2-20-10	ECU	76-65	at Houston, Texas
2-26-11	ECU	71-68	at Houston, Texas
2-4-12	ECU	82-68	at Greenville
3-7-12	ECU	68-66	at Memphis, Tenn.
2-2-13	ECU	79-63	at Houston, Texas
2-22-14	ECU	67-55	at Greenville

## ■ Richmond

### UR leads 51-30

1959-60	Richmond	80-66	at Richmond, Va.
12-9-61	ECU	81-70	at Richmond, Va.
1-19-63	ECU	62-50	at Richmond, Va.
12-3-63	Richmond	71-67	at Richmond, Va.
12-19-64	ECU	81-79	at Greenville
2-6-65	Richmond	66-65	at Richmond, Va.
1-10-66	ECU	76-72	at Greenville
2-17-66	Richmond	100-88	at Richmond, Va.
Feb. 1966	Richmond	76-74	at Charlotte, N.C.*
1-11-67	ECU	97-80	at Greenville
2-13-67	Richmond	74-65	at Richmond
12-15-67	Richmond	90-83	at Richmond, Va.
2-7-68	Richmond	102-78	at Greenville
1-14-69	ECU	75-69	at Richmond, Va.
2-13-69	ECU	98-78	at Greenville
12-13-69	Richmond	90-72	at Richmond, Va.
1-29-70	ECU	115-91	at Greenville
2-26-70	Richmond	75-73	at Charlotte, N.C.
1-5-71	Eaast Carolina	79-63	at Richmond, Va.
2-6-71	ECU	82-81	at Greenville
3-4-71	Richmond	69-67	at Charlotte, N.C.
1-6-72	ECU	68-67	at Greenville
2-9-72	ECU	80-74	at Richmond, Va.
1-4-73	Richmond	84-75	at Richmond, Va.
2-7-73	ECU	69-64	at Greenville
3-1-73	ECU	92-62	at Richmond, Va.
1-9-74	Richmond	79-68	at Richmond, Va.
2-20-74	Richmond	76-68	at Greenville
1-22-75	ECU	101-80	at Richmond, Va.
2-19-75	ECU	100-76	at Greenville
1-12-76	Richmond	88-71	at Richmond, Va.
1-21-76	ECU	85-75	at Greenville
1-8-77	Richmond	72-62	at Richmond, Va.
2-4-78	Richmond	82-80	at Greenville
2-22-78	ECU	71-53	at Richmond, Va.
1-12-81	Richmond	80-63	at Greenville
2-21-81	ECU	67-65	at Richmond, Va.
1-30-82	Richmond	81-71	at Greenville
2-24-82	Richmond	89-63	at Richmond, Va.
3-4-82	Richmond	49-42	at Norfolk, Va..
1-15-83	Richmond	68-56	at Richmond, Va.
2-16-83	ECU	79-75	at Greenville
1-21-84	Richmond	61-55	at Greenville
2-18-84	Richmond	60-50	at Richmond, Va.

1-19-85	Richmond	63-50	at Richmond, Va.
2-16-85	Richmond	63-60	at Greenville
1-11-86	Richmond	60-52	at Richmond, Va.
2-8-86	Richmond	71-52	at Greenville
1-10-87	ECU	78-70	at Greenville
2-9-87	Richmond	62-60	at Richmond, Va.
2-23-88	Richmond	84-79	at Richmond, Va.
2-20-88	Richmond	68-64	at Greenville
3-5-88	Richmond	67-41	at Hampton, Va.
1-11-89	Richmond	83-56	at Richmond, Va.
2-4-89	Richmond	56-54	at Greenville
1-24-90	Richmond	71-54	at Richmond, Va.
2-21-90	ECU	81-78	at Greenville
1-23-91	Richmond	71-64	at Greenville
2-20-91	Richmond	65-50	at Richmond
3-2-91	Richmond	86-62	at Richmond, Va.
1-11-92	Richmond	65-62	at Greenville
2-8-92	Richmond	89-64	at Richmond, Va.
1-11-93	Richmond	74-65	at Richmond, Va.
2-8-93	Richmond	72-63	at Greenville
1-22-94	Richmond	80-72	at Richmond, Va.
1-23-94	ECU	81-77 (ot)	at Greenville
3-5-94	Richmond	58-55	at Richmond, Va.
1-18-95	ECU	69-67	at Greenville
2-11-95	ECU	59-58	at Richmond, Va.
2-24-96	ECU	81-65	at Greenville
1-31-96	Richmond	66-58	at Richmond, Va.
1-18-97	ECU	69-64	at Greenville
2-17-97	Richmond	78-70	at Richmond, Va.
1-17-98	ECU	74-63	at Greenville
2-4-98	Richmond	79-64	at Richmond, Va.
1-2-99	Richmond	83-60	at Richmond, Va.
2-17-99	ECU	64-48	at Greenville
1-12-00	Richmond	83-62	at Greenville
2-12-00	Richmond	75-54	at Richmond, Va.
1-9-01	ECU	58-50	at Greenville
2-14-01	Richmond	82-71	at Richmond, Va.
11-14-06	Richmond	71-67 (ot)	at Richmond, Va.
11-13-07	Richmond	67-65 (ot)	at Greenville

## Rider

### ECU leads 1-0

3-23-13	ECU	75-54	at Greenville
---------	-----	-------	---------------

## Robert Morris

### Series tied 1-1

12-19-99	Robert Morris	58-53	at Moon Township, Pa.
11-22-00	ECU	72-61	at Greenville

## Rutgers

### Series tied 1-1

11-14-01	ECU	79-74	at Raleigh, N.C.
11-24-17	Rutgers	61-47	at Piscataway, N.J.

## Saint Joseph's

### ECU leads 2-0

12-19-96	ECU	68-64	at Greenville, N.C.
11-25-97	ECU	81-78	at Philadelphia, Pa.

## Saint Louis

### SLU leads 5-2

12-18-97	Saint Louis	70-58	at St. Louis, Mo.
12-25-00	Saint Louis	90-54	at St. Louis, Mo.
1-19-02	Saint Louis	85-72	at St. Louis, Mo.
2-2-02	ECU	69-63	at Greenville
2-15-03	Saint Louis	56-42	at St. Louis, Mo.
3-8-03	Saint Louis	58-48	at Greenville
1-26-05	ECU	60-53	at Greenville

## Samford

### ECU leads 2-0

2-2-81	ECU	75-50	at Greenville
12-4-82	ECU	87-81	at Birmingham, Ala.

## San Diego State

### SDSU leads 1-0

11-23-15	San Diego State	79-54	at San Diego, Calif.
----------	-----------------	-------	----------------------

## Savannah State

### ECU leads 1-0

3-19-13	ECU	66-65	at Greenville, N.C.
---------	-----	-------	---------------------

## SMU

### SMU leads 14-4

12-21-85	SMU	71-62	at Lexington, Ky.
1-18-06	SMU	74-70 (ot)	at Greenville
2-17-07	SMU	65-42	at Dallas, Texas
2-27-08	ECU	82-54	at Greenville
1-24-09	ECU	80-74	at Dallas, Texas
2-24-10	SMU	59-54	at Greenville
2-2-11	SMU	46-41	at Dallas, Texas
2-1-12	ECU	62-43	at Greenville
2-23-12	ECU	72-69	at Dallas, Texas
1-17-15	SMU	77-54	at Dallas, Texas
3-13-15	SMU	74-68	at Hartford, Conn.
1-13-16	SMU	79-55	at Greenville
2-21-16	SMU	74-63	at Dallas, Texas
12-31-16	SMU	75-44	at Greenville
2-1-17	SMU	86-46	at Greenville
3-10-17	SMU	81-77	at Hartford, Conn.
1-28-18	SMU	86-61	at Dallas, Texas
2-22-18	SMU	77-58	at Greenville

## South Carolina

### USC leads 6-5

12-18-68	South Carolina	75-61	at Columbia, S.C.
12-10-69	South Carolina	68-49	at Greenville
1-4-77	South Carolina	90-72	at Columbia, S.C.
1-10-79	ECU	56-55	at Greenville
2-7-80	ECU	86-84	at Columbia, S.C.
1-19-83	ECU	58-48	at Greenville

12-1-86	ECU	67-57	at Columbia, S.C.
1-13-88	South Carolina	78-51	at Greenville
12-7-88	South Carolina	75-67	at Columbia, S.C.
12-19-98	ECU	56-34	at Columbia, S.C.
12-20-04	South Carolina	57-53	at Mobile, Ala.

## ■ South Carolina State

### ECU leads 1-0

12-22-15	ECU	98-71	at Greenville
----------	-----	-------	---------------

## ■ South Dakota State

### ECU leads 1-0

11-23-09	ECU	82-73	at U.S. Virgin Islands
----------	-----	-------	------------------------

## ■ Southeastern Louisiana

### ECU leads 1-0

12-18-92	ECU	72-65	at Toledo, Ohio
----------	-----	-------	-----------------

## ■ Southern Illinois

### ECU leads 1-0

12-12-86	ECU	89-71	at Bloomington, Ind.
----------	-----	-------	----------------------

## ■ Southern Miss

### USM leads 16-7

2-8-71	ECU	130-81	at Greenville
1-3-72	ECU	96-86	at Hattiesburg, Miss.
2-12-02	ECU	61-58	at Greenville
2-8-03	ECU	60-57	at Greenville
3-6-04	ECU	63-50	at Hattiesburg, Miss.
2-23-05	ECU	77-66	at Greenville
3-4-06	Southern Miss	74-56	at Hattiesburg, Miss.
1-24-07	Southern Miss	83-72	at Hattiesburg, Miss.
2-14-07	Southern Miss	80-42	at Greenville
2-2-08	Southern Miss	92-69	at Hattiesburg, Miss.
2-16-08	Southern Miss	72-62	at Greenville
2-4-09	ECU	82-79	at Greenville
2-17-09	Southern Miss	69-59	at Hattiesburg, Miss.
1-23-10	Southern Miss	68-53	at Hattiesburg, Miss.
3-6-10	Southern Miss	75-65	at Greenville
1-26-11	Southern Miss	84-77	at Greenville
2-19-11	Southern Miss	72-55	at Hattiesburg, Miss.
1-4-12	Southern Miss	78-76	at Hattiesburg, Miss.
1-25-12	Southern Miss	72-60	at Greenville
3-8-12	Southern Miss	81-78 (ot)	at Memphis, Tenn.
2-16-13	Southern Miss	86-82 (ot)	at Greenville
3-2-13	Southern Miss	88-69	at Hattiesburg, Miss.
1-25-14	Southern Miss	60-46	at Greenville

## ■ Stetson

### Stetson leads 3-1

1956-57	Stetson	76-70	Parris Island, S.C.
12-9-78	Stetson	107-89	at DeLand, Fla.
11-27-15	ECU	93-73	at Las Vegas, Nev.
11-20-16	ECU	73-50	at Greenville

## ■ TCU

### TCU leads 3-2

12-30-88	ECU	80-74	at Greenville
12-20-89	TCU	77-55	at Fort Worth, Texas
3-2-03	TCU	66-63	at Fort Worth, Texas
2-21-04	ECU	75-70	at Greenville
2-5-05	TCU	71-59	at Fort Worth, Texas

## ■ Temple

### TU leads 5-3

2-14-15	Temple	66-53	at Philadelphia, Pa.
3-5-15	Temple	70-56	at Greenville
1-9-16	Temple	78-60	at Philadelphia, Pa.
1-27-16	ECU	64-61	at Greenville
1-7-17	Temple	81-62	at Philadelphia, Pa.
2-15-17	ECU	78-64	at Greenville
3-9-17	ECU	80-69	at Hartford, Conn.
2-7-18	Temple	90-73	at Philadelphia, Pa.

## ■ Tennessee

### UT leads 3-0

12-5-78	Tennessee	89-71	at Knoxville, Tenn.
12-18-91	Tennessee	93-58	at Knoxville, Tenn.
11-20-09	Tennessee	105-66	at U.S. Virgin Islands

## ■ Tennessee-Chattanooga

### UTC leads 4-2

1-1-65	Chattanooga	82-73	Hickory, N.C.
12-21-65	ECU	99-89	Hickory, N.C.
1-23-78	Chattanooga	110-101	at Chattanooga, Tenn.
2-6-78	ECU	73-72	at Greenville
1-15-79	Chattanooga	91-67	at Chattanooga, Tenn.
2-15-79	Chattanooga	78-77 (ot)	at Greenville

## ■ Tennessee Tech

### ECU leads 1-0

12-12-92	ECU	109-94	at Greenville
----------	-----	--------	---------------

## ■ Texas-Rio Grande Valley (formerly Texas-Pan American)

### UTPA leads 2-0

1-10-81	UTRGV	82-67	at Greenville
2-9-81	UTGRV	86-75	at Edinburg, Texas

## ■ The Citadel

### ECU leads 21-12

1951-52	ECU	87-71	at Greenville, N.C.
12-1-60	The Citadel	99-83	at Charleston, S.C.
12-2-61	The Citadel	85-73	at Charleston, S.C.
12-8-62	ECU	83-66	at Charleston, S.C.
2-3-64	The Citadel	85-79	at Charleston, S.C.
1-15-65	ECU	75-69	at Wilmington, N.C.
2-8-65	ECU	81-71	at Charleston, S.C.
1-4-66	ECU	68-66	at Greenville
1-15-66	The Citadel	82-74 (ot)	at Charleston, S.C.
1-16-67	ECU	80-72	at Greenville
2-8-67	The Citadel	105-91	at Charleston, S.C.
1-15-68	The Citadel	59-57	at Charleston, S.C.

2-19-68	ECU	81-76 (ot)	at Greenville
1-4-69	ECU	75-64	at Greenville
2-18-69	ECU	97-68	at Charleston, S.C.
2-14-70	ECU	84-71	at Greenville
2-21-70	ECU	83-69	at Charleston, S.C.
2-13-71	The Citadel	81-57	at Charleston, S.C.
2-27-71	ECU	81-67	at Greenville
12-18-71	The Citadel	89-86	at Charleston, S.C.
2-12-72	ECU	91-83	at Greenville
3-2-72	ECU	80-71	at Greenville, S.C.
12-16-72	The Citadel	55-54	at Charleston, S.C.
2-24-73	ECU	80-72	at Greenville
12-15-73	The Citadel	69-63	at Charleston, S.C.
2-23-74	ECU	78-66	at Greenville
1-4-75	ECU	111-81	at Greenville
2-22-75	ECU	87-84	at Charleston, S.C.
3-1-75	ECU	78-66	at Greenville
12-20-75	ECU	68-67	at Charleston, S.C.
1-2-76	ECU	81-76	at Greenville
12-18-76	The Citadel	70-62	at Greenville
2-19-77	The Citadel	77-75	at Charleston, S.C.

## ■ Toledo

### Series tied 2-2

2-17-68	Toledo	72-55	at Toledo, Ohio
12-19-92	ECU	72-61 (ot)	at Toledo, Ohio
12-2-04	ECU	73-71	at Greenville
12-21-05	Toledo	73-62	at Toledo, Ohio

## ■ Tulane

### Tulane leads 14-11

2-1-03	Tulane	67-56	at New Orleans, La.
2-18-04	ECU	76-66	at Greenville
3-5-05	Tulane	77-71	at New Orleans, La.
1-21-06	Tulane	60-52	at New Orleans, La.
2-25-06	Tulane	66-53	at Greenville
1-17-07	Tulane	65-56	at Greenville
2-28-07	Tulane	88-72	at New Orleans, La.
1-26-08	Tulane	72-56	at Greenville
3-8-08	Tulane	77-75	at New Orleans, La.
1-7-09	ECU	69-66	at Greenville
2-11-09	Tulane	73-64	at New Orleans, La.
3-11-09	Tulane	69-59	at Memphis, Tenn.
1-24-10	ECU	61-46	at New Orleans, La.
2-10-10	ECU	71-68	at Greenville
1-15-11	ECU	76-67	at Greenville
3-3-12	ECU	66-49	at New Orleans, La.
3-6-13	ECU	88-85	at Greenville
1-23-14	Tulane	59-54	at Greenville
2-31-14	Tulane	67-59	at Greenville
2-10-16	Tulane	100-92 (3ot)	at Greenville
2-24-16	ECU	79-73	at New Orleans, La.
2-4-17	ECU	74-65	at Greenville
2-21-17	ECU	76-73	at New Orleans, La.
1-31-18	Tulane	71-69 (ot)	at Greenville
2-14-18	ECU	82-80	at New Orleans, La.

## ■ Tulsa

### Tulsa leads 18-3

12-28-84	Tulsa	86-63	at Tulsa, Okla.
1-28-06	ECU	59-45	at Greenville
1-10-07	Tulsa	67-49	at Tulsa, Okla.
3-7-07	Tulsa	65-50	at Memphis, Tenn.
2-13-08	Tulsa	66-61	at Greenville
3-12-08	Tulsa	66-49	at Memphis, Tenn.
2-21-09	Tulsa	72-62	at Tulsa, Okla.
2-27-10	Tulsa	85-73	at Greenville
2-16-11	Tulsa	86-67	at Tulsa, Okla.
1-14-12	Tulsa	70-67	at Greenville
2-20-13	ECU	72-63	at Tulsa, Okla.
3-6-13	Tulsa	79-72	at Tulsa, Okla.
2-13-14	Tulsa	76-58	at Tulsa, Okla.
1-24-15	Tulsa	66-64	at Greenville
2-18-15	Tulsa	69-58	at Tulsa, Okla.
1-5-16	Tulsa	55-43	at Tulsa, Okla.
1-19-16	Tulsa	84-69	at Greenville
1-25-17	ECU	69-66	at Greenville
2-26-17	Tulsa	74-66	at Tulsa, Okla.
12-28-17	Tulsa	79-53	at Tulsa, Okla.
3-1-18	Tulsa	72-58	at Greenville

## ■ UAB

### UAB leads 12-6

1-9-02	UAB	63-53	at Birmingham, Ala.
1-7-04	UAB	71-68	at Greenville
2-14-04	UAB	72-69	at Birmingham, Ala.
1-15-05	UAB	76-64	at Greenville
2-16-05	ECU	67-64	at Birmingham, Ala.
2-11-06	UAB	64-72	at Birmingham, Ala.
1-27-07	UAB	58-42	at Greenville
1-23-08	UAB	77-59	at Birmingham, Ala.
2-28-09	UAB	82-62	at Greenville
1-6-10	UAB	76-68	at Birmingham, Ala.
1-17-11	UAB	66-59	at Greenville
3-5-11	UAB	66-48	at Birmingham, Ala.
3-10-11	ECU	75-70 (ot)	at El Paso, Texas
1-28-12	ECU	73-66	at Birmingham, Ala.
2-25-12	UAB	61-57	at Greenville
1-23-12	ECU	91-85	at Birmingham, Ala.
2-13-13	ECU	74-61	at Greenville
2-1-14	ECU	74-67	at Birmingham, Ala.

## ■ UCF

### UCF leads 20-9

12-30-00	UCF	88-81	at Orlando, Fla.
11-24-01	UCF	82-72	at Greenville
1-25-06	UCF	64-59	at Greenville
2-22-06	UCF	69-49	at Orlando, Fla.
3-8-06	UCF	65-52	at Memphis, Tenn.
2-7-07	UCF	67-49	at Greenville
3-3-07	UCF	77-64	at Orlando, Fla.
1-19-08	UCF	71-68	at Greenville
2-20-08	UCF	110-75	at Orlando, Fla.

2-7-09	ECU	89-75	at Greenville
3-7-09	UCF	74-71	at Orlando, Fla.
2-2-10	UCF	67-56	at Greenville
3-2-10	ECU	68-66	at Orlando, Fla.
1-19-11	ECU	74-62	at Orlando, Fla.
2-5-11	ECU	68-61	at Greenville
3-9-11	ECU	75-60	at El Paso, Texas
1-7-12	UCF	81-63	Greenville
2-18-12	UCF	64-55	at Orlando, Fla.
1-12-13	ECU	88-85 (ot)	at Greenville
2-9-13	UCF	83-73	at Orlando, Fla.
2-7-15	ECU	67-49	Greenville
2-28-15	ECU	71-66	at Orlando, Fla.
3-12-15	ECU	81-80 (ot)	at Hartford, Conn.
1-2-16	UCF	71-68	at Greenville
1-16-16	UCF	89-69	at Orlando, Fla.
1-3-17	UCF	48-45	at Orlando, Fla.
2-18-17	UCF	61-58	at Greenville
12-31-17	UCF	59-39	at Greenville
3-8-18	UCF	66-52	at Orlando, Fla.

## ■ UMBC

### ECU leads 2-1

1-4-88	UMBC	84-73	at Baltimore, Md.
12-27-88	ECU	97-78	at Greenville
1-29-90	ECU	71-49	at Greenville

## ■ UNC Asheville

### ECU leads 5-4

11-29-76	ECU	68-65	at Greenville
1-21-78	UNC Asheville	101-92	at Greenville
11-25-78	ECU	89-73	at Greenville
1-5-80	ECU	52-51	at Greenville
1-8-81	ECU	70-69	at Greenville
11-22-97	UNC Asheville	69-61	at Asheville, N.C.
12-20-97	UNC Asheville	61-57	at Greenville
11-26-13	ECU	81-70	at Kingston, R.I.
11-16-14	UNC Asheville	83-79	at Greenville

## ■ UNC Greensboro

### ECU leads 11-2

11-28-88	ECU	68-49	at Greenville
1-29-89	ECU	60-57	at Greensboro, N.C.
12-28-00	ECU	104-92	at Greenville
12-5-01	UNC Greensboro	57-55	at Greensboro, N.C.
12-6-05	UNC Greensboro	78-70	at Greenville
11-18-06	ECU	72-64	at Greensboro, N.C.
12-13-08	ECU	97-53	at Greenville
11-28-09	ECU	82-61	at Greensboro, N.C.
11-27-10	ECU	81-53	at Greenville
12-16-11	ECU	71-62	at Greensboro, N.C.
11-16-12	ECU	86-83	at Greenville
11-12-13	ECU	85-84	at Greensboro, N.C.
12-20-14	ECU	71-50	at Greenville

## ■ UNC Wilmington

### UNCW leads 37-28

12-18-63	ECU	87-70	at Camp Lejeune, N.C.
11-30-73	ECU	69-63	at Greenville
12-14-74	ECU	84-81	at Greenville
12-18-75	ECU	64-52	at Greenville
12-11-76	ECU	56-54	at Greenville
12-1-77	UNC Wilmington	92-66	at Greenville
2-9-78	ECU	90-85	at Wilmington, N.C.
1-25-79	ECU	92-79	at Greenville
2-13-79	ECU	78-70	at Wilmington, N.C.
1-26-80	ECU	66-54	at Greenville
2-16-80	UNC Wilmington	71-62	at Wilmington, N.C.
1-6-81	ECU	72-64	at Wilmington, N.C.
2-16-81	UNC Wilmington	65-57	at Greenville
1-14-82	UNC Wilmington	58-49	at Greenville
2-13-82	ECU	68-66	at Wilmington, N.C.
1-24-83	ECU	50-47	at Wilmington, N.C.
2-26-83	ECU	70-60	at Greenville
1-25-84	ECU	44-43	at Greenville
2-25-84	UNC Wilmington	70-47	at Wilmington, N.C.
2-7-85	UNC Wilmington	58-56	at Wilmington, N.C.
2-23-85	ECU	78-61	at Greenville
1-18-86	UNC Wilmington	68-54	at Wilmington, N.C.
2-15-86	UNC Wilmington	75-67	at Greenville
3-1-86	UNC Wilmington	75-54	at Wilmington, N.C.
1-17-87	UNC Wilmington	85-70	at Greenville
2-14-87	UNC Wilmington	61-51	at Wilmington, N.C.
2-28-87	UNC Wilmington	59-58	at Hampton, Va.
1-30-88	UNC Wilmington	71-69	at Wilmington, N.C.
2-27-88	UNC Wilmington	65-50	at Greenville
1-28-89	UNC Wilmington	81-66	at Wilmington, N.C.
2-26-89	UNC Wilmington	60-55	at Greenville
1-27-90	ECU	72-56	at Greenville
2-24-90	UNC Wilmington	68-57	at Wilmington, N.C.
1-26-91	ECU	67-51	at Wilmington, N.C.
2-23-91	ECU	63-56	at Greenville
2-1-92	ECU	80-65	at Greenville
2-29-92	UNC Wilmington	81-66	at Wilmington, N.C.
1-30-93	UNC Wilmington	77-72 (Zot)	at Wilmington, N.C.
2-27-93	UNC Wilmington	79-66	at Greenville
3-7-93	ECU	55-50	at Richmond, Va.
1-29-94	ECU	64-61	at Greenville
2-26-94	UNC Wilmington	85-76	at Wilmington, N.C.
1-28-95	UNC Wilmington	65-57	at Wilmington, N.C.
2-25-95	ECU	62-46	at Greenville
1-27-96	ECU	45-44	at Greenville
2-24-96	UNC Wilmington	67-45	at Wilmington, N.C.
1-25-97	UNC Wilmington	57-51	at Wilmington, N.C.
2-22-97	ECU	57-53	at Greenville
1-24-98	UNC Wilmington	63-52	at Greenville
2-21-98	UNC Wilmington	84-74	at Wilmington, N.C.
1-23-99	UNC Wilmington	70-59	at Wilmington, N.C.
1-20-99	UNC Wilmington	59-45	at Greenville
1-22-00	ECU	65-57	at Greenville
2-26-00	UNC Wilmington	70-55	at Wilmington, N.C.



1-13-01	UNC Wilmington	73-66	at Wilmington, N.C.
2-17-01	UNC Wilmington	78-69	at Greenville
12-31-05	ECU	82-69	at Greenville
12-5-06	UNC Wilmington	59-44	at Wilmington, N.C.
12-22-07	UNC Wilmington	71-67	at Greenville
12-3-08	ECU	99-85	at Wilmington, N.C.
12-1-13	UNC Wilmington	70-68	at Greenville
12-20-14	UNC Wilmington	66-54	at Wilmington, N.C.
12-16-15	ECU	78-73	at Greenville
12-20-16	UNC Wilmington	81-71	at Wilmington, N.C.
11-30-17	ECU	93-88 (ot)	at Greenville

## ■ USC Upstate

### ECU leads 3-0

12-15-01	ECU	64-52	at Greenville
11-21-10	ECU	75-67	at Charleston, S.C.
12-4-15	ECU	82-71	at Greenville

## ■ USF

### Series tied 8-8

1-25-03	ECU	68-62 (2ot)	at Greenville
2-3-04	ECU	59-57	at Tampa, Fla.
2-28-04	ECU	69-60	at Greenville
1-5-05	USF	72-71	at Greenville
2-19-05	USF	60-50	at Tampa, Fla.
12-9-06	USF	65-52	at Greenville
11-24-07	USF	81-67	at Tampa, Fla.
1-3-15	USF	58-50	at Tampa, Fla.
2-21-15	ECU	73-60	at Greenville
2-16-16	USF	69-52	at Greenville
3-2-16	ECU	52-39	at Tampa, Fla.
3-10-16	USF	71-66	at Orlando, Fla.
12-28-16	ECU	60-49	at Greenville
2-11-17	USF	64-57	at Tampa, Fla.
1-3-18	ECU	67-65	at Tampa, Fla.
1-17-18	ECU	90-52	at Greenville

## ■ UTEP

### UTEP leads 8-2

1-14-06	UTEP	58-45	at El Paso, Texas
2-24-07	ECU	79-78	at Greenville
2-23-08	UTEP	91-62	at El Paso, Texas
1-17-09	UTEP	88-67	at Greenville
2-13-10	UTEP	100-76	at El Paso, Texas
2-23-11	ECU	83-76	at Greenville
1-18-12	UTEP	70-56	at El Paso, Texas
1-26-13	UTEP	68-67	at Greenville
2-6-14	UTEP	58-47	at Greenville
3-12-14	UTEP	77-68	at El Paso, Texas

## ■ UTSA

### ECU leads 2-0

2-8-14	ECU	81-71	at Greenville
3-11-14	ECU	79-76	at El Paso, Texas

## ■ Vanderbilt

### VU leads 1-0

12-28-87	Vanderbilt	99-63	at Nashville, Tenn.
----------	------------	-------	---------------------

## ■ Villanova

### VU leads 1-0

3-11-72	Villanova	85-70	at Princeton, N.J.
---------	-----------	-------	--------------------

## ■ Virginia

### UVA leads 2-0

12-27-68	Virginia	88-79	at Greenville
12-6-17	Virginia	76-53	at Charlottesville, Va.

## ■ VCU

### VCU leads 16-7

1-13-79	VCU	91-67	at Greenville
2-7-79	VCU	86-84	at Richmond, Va.
11-30-79	VCU	72-71	at Richmond, Va.
12-3-83	VCU	75-44	at Richmond, Va.
11-29-84	VCU	72-61	at Greenville
1-28-87	ECU	57-56	at Richmond, Va.
12-12-87	VCU	75-70	at Greenville
1-13-96	ECU	73-72	at Greenville
2-10-96	VCU	80-71	at Richmond, Va.
3-3-96	VCU	75-60	at Richmond, Va.
1-15-97	ECU	65-61	at Richmond, Va.
2-12-97	VCU	73-66 (ot)	at Greenville
1-22-98	VCU	60-54	at Richmond, Va.
2-7-98	ECU	83-79	at Greenville
2-25-98	VCU	65-62	at Richmond, Va.
1-6-99	ECU	71-66	at Greenville
2-10-99	VCU	69-66	at Richmond, Va.
1-26-00	VCU	67-56	at Richmond, Va.
2-19-00	VCU	73-65	at Greenville
1-6-01	VCU	84-81 (ot)	at Richmond, Va.
1-27-01	ECU	87-84 (ot)	at Greenville
11-25-08	ECU	93-90 (ot)	at Greenville
12-29-09	VCU	82-74	at Richmond, Va.

## ■ VMI

### ECU leads 20-7

12-1-62	ECU	76-66	at Lexington, Va.
1-28-64	VMI	86-78	at Lexington, Va.
1-17-66	ECU	87-85	at Greenville
1-29-66	ECU	93-80	at Lexington, Va.
1-7-67	ECU	79-72	at Greenville
1-28-67	VMI	68-67	at Lexington, Va.
2-15-68	VMI	69-64	at Lexington, Va.
2-24-68	ECU	79-68	at Greenville
1-20-69	ECU	83-75	at Lexington, Va.
2-22-69	ECU	78-62	at Greenville
1-10-70	ECU	108-66	at Greenville
1-31-70	ECU	68-49	at Lexington, Va.
1-9-71	ECU	71-63	at Lexington, Va.
1-30-71	ECU	78-67	at Greenville
1-8-72	ECU	62-57	at Greenville

1-29-72	ECU	66-56	at Lexington, Va.
1-6-73	ECU	81-63	at Greenville
1-27-73	ECU	71-45	at Lexington, Va.
1-12-74	ECU	59-58	at Lexington, Va.
1-26-74	ECU	57-55	at Greenville
12-10-74	ECU	73-68	at Greenville
1-25-75	ECU	82-80	at Lexington, Va.
12-6-75	VMI	73-56	at Lexington, Va.
1-24-76	VMI	74-60	at Greenville
12-4-77	VMI	78-70	at Greenville
1-22-77	VMI	67-58	at Lexington, Ky.
12-19-13	ECU	103-94	at Greenville

## ■ Virginia Tech

### VT leads 12-5

2-2-62	Virginia Tech	111-86	at Blacksburg, Va.
2-23-63	Virginia Tech	81-73	at Blacksburg, Va.
1-22-64	Virginia Tech	72-68	at Blacksburg, Va.
1-23-65	Virginia Tech	89-63	at Blacksburg, Va.
1-20-66	Virginia Tech	83-64	at Blacksburg, Va.
1-18-67	Virginia Tech	91-62	at Blacksburg, Va.
2-18-67	ECU	43-33	at Greenville
12-28-68	Virginia Tech	87-86	at Greenville
3-1-78	Virginia Tech	95-77	at Blacksburg, Va.
1-4-83	Virginia Tech	84-72	at Blacksburg, Va.
1-23-92	Virginia Tech	57-44	at Blacksburg, Va.
3-2-92	ECU	78-76 (ot)	at Greenville
1-2-93	Virginia Tech	76-67 (ot)	at Blacksburg, Va.
2-18-93	ECU	66-49	at Greenville
11-29-01	Virginia Tech	90-62	at Blacksburg, Va.
12-9-02	ECU	76-60	at Greenville
12-27-03	ECU	74-67	at Norfolk, Va.

## ■ Wake Forest

### WFU leads 5-0

12-17-69	Wake Forest	53-52	at Winston-Salem, N.C.
12-19-84	Wake Forest	83-57	at Winston-Salem, N.C.
2-5-86	Wake Forest	65-60	at Winston-Salem, N.C.
1-3-06	Wake Forest	58-54	at Winston-Salem, N.C.
1-1-07	Wake Forest	81-65	at Winston-Salem, N.C.
12-22-08	Wake Forest	95-54	at Greenville
11-15-09	Wake Forest	89-58	at Greensboro, N.C.

## ■ Weber State

### ECU leads 1-0

4-2-13	ECU	77-74	Ogden, Utah
--------	-----	-------	-------------

## ■ West Virginia

### WVU leads 9-0

1-12-66	West Virginia	98-76	at Morgantown, W.Va.
12-1-66	West Virginia	59-55	at Morgantown, W.Va.
3-2-67	West Virginia	82-53	at Charlotte, N.C.
1-27-68	West Virginia	77-60	at Greenville
2-29-68	West Virginia	76-71	at Charlotte, N.C.
11-30-68	West Virginia	82-75	at Morgantown, W.Va.
12-1-71	West Virginia	103-86	at Morgantown, W.Va.

11-15-97	West Virginia	87-66	at Morgantown, W.Va.
12-20-99	West Virginia	87-76	at Greenville

## ■ Western Carolina

### ECU leads 23-13

1937-38	ECU	41-31	at Greenville
1937-38	Western Carolina	33-28	at Greenville
1940-41	Western Carolina	43-40	at Cullowhee, N.C.
1947-48	ECU	43-40	at Cullowhee, N.C.
1947-48	Western Carolina	57-43	at Cullowhee, N.C.
1948-49	Western Carolina	52-50	at Greenville
1948-49	ECU	61-31	at Greenville
1948-49	Western Carolina	49-43	at NS Tourney
1949-50	ECU	59-52	at Cullowhee, N.C.
1949-50	ECU	53-45	at Cullowhee, N.C.
1950-51	ECU	98-69	at Greenville
1950-51	ECU	98-68	at Greenville
1951-52	ECU	87-76	at Cullowhee, N.C.
1951-52	ECU	78-53	at Cullowhee, N.C.
1952-53	ECU	86-67	at Greenville
1952-53	Western Carolina	102-97	at Cullowhee, N.C.
1953-54	ECU	81-67	at Cullowhee, N.C.
1954-55	ECU	89-64	at Cullowhee, N.C.
1955-56	ECU	59-50	at Greenville
1956-57	Western Carolina	66-64	at Cullowhee, N.C.
1956-57	Western Carolina	74-68	at Greenville
1956-57	Western Carolina	83-69	at NS Tourney
1958-59	Western Carolina	64-58	at Camp Lejeune, N.C.
1959-60	Western Carolina	74-73	at Cullowhee, N.C.
1959-60	ECU	90-52	at Greenville
1-16-61	ECU	83-72	at Cullowhee, N.C.
1-27-61	ECU	97-82	at Greenville
1-26-62	ECU	95-71	at Greenville
1-15-62	ECU	62-60	at Cullowhee, N.C.
12-1-70	ECU	102-57	at Greenville
2-24-75	ECU	81-76	at Greenville
2-23-76	ECU	75-62	at Greenville
2-5-77	Western Carolina	66-53	at Cullowhee, N.C.
1-3-94	ECU	82-67	at Greenville
12-10-95	ECU	78-69	at Cullowhee, N.C.
12-7-04	Western Carolina	77-72 (ot)	at Cullowhee, N.C.
12-10-05	Western Carolina	56-48	at Greenville

## ■ Western Illinois

### Series tied 1-1

1-11-82	ECU	85-69	at Greenville
2-8-84	Western Illinois	65-62	at Macomb, Ill.

## ■ Wichita State

### WSU leads 1-0

1-11-18	Wichita State	95-60	at Greenville
---------	---------------	-------	---------------

## ■ William & Mary

### W&M leads 42-37

12-15-61	William & Mary	81-60	at Williamsburg, Va.
2-11-63	William & Mary	81-66	at Williamsburg, Va.
1-13-64	William & Mary	64-47	at Williamsburg, Va.

12-5-64	William & Mary	86-62	at Williamsburg, Va.
1-30-65	William & Mary	61-58	at Williamsburg, Va.
2-5-66	William & Mary	57-51	at Williamsburg, Va.
12-13-66	William & Mary	82-63	at Williamsburg, Va.
1-30-67	William & Mary	84-72	at Greenville
1-10-68	ECU	71-70	at Williamsburg, Va.
2-10-68	ECU	99-75	at Greenville
12-11-68	ECU	77-66	at Williamsburg, Va.
1-11-69	ECU	87-61	at Greenville
2-27-69	ECU	48-35	at Charlotte, N.C.
2-7-70	ECU	98-88	at Williamsburg, Va.
2-18-70	ECU	96-83	at Greenville
1-23-71	William & Mary	74-65	at Williamsburg, Va.
2-20-71	ECU	67-56	at Greenville
1-22-72	ECU	79-71	at Greenville
2-19-72	William & Mary	67-64	at Williamsburg
1-20-73	ECU	73-68	at Greenville
2-17-73	William & Mary	80-69	at Williamsburg
1-19-74	ECU	70-67	at Williamsburg
2-9-74	ECU	93-63	at Greenville
2-27-74	William & Mary	75-67	at Richmond
1-18-75	ECU	66-62	at Greenville
2-15-75	ECU	68-66	at Williamsburg
3-5-75	William & Mary	69-66	at Greenville, S.C.
1-17-76	William & Mary	65-58	at Williamsburg, Va.
2-3-76	William & Mary	56-54	at Greenville
1-18-77	William & Mary	77-54	at Williamsburg, Va.
2-10-77	William & Mary	70-66	at Greenville
2-26-77	ECU	79-76	at Williamsburg, Va.
1-7-78	ECU	58-56	at Williamsburg, Va.
1-17-78	William & Mary	77-76	at Greenville
12-2-78	William & Mary	60-54	at Williamsburg, Va.
1-30-79	ECU	61-59	at Greenville
1-6-82	ECU	61-58	at Greenville
2-27-83	William & Mary	80-61	at Williamsburg, Va.
1-12-83	William & Mary	72-51	at Greenville
2-9-83	William & Mary	70-54	at Williamsburg, Va.
3-11-83	William & Mary	48-45	at Richmond, Va.
1-14-84	William & Mary	64-48	at Williamsburg, Va.
2-11-84	William & Mary	67-52	at Greenville
3-8-84	William & Mary	47-32	at Harrisonburg, Va.
1-12-85	William & Mary	67-53	at Greenville
2-9-85	William & Mary	80-71	at Williamsburg, Va.
1-13-86	ECU	54-52	at Williamsburg, Va.
2-10-86	ECU	52-47	at Greenville
1-12-87	ECU	56-52	at Greenville
2-7-87	William & Mary	69-65	at Williamsburg, Va.
1-27-88	William & Mary	70-63	at Greenville
2-24-88	William & Mary	88-62	at Williamsburg, Va.
1-7-89	ECU	75-59	at Williamsburg, Va.
2-1-89	ECU	73-68	at Greenville
1-20-90	ECU	72-64	at Greenville
2-17-90	William & Mary	74-71	at Williamsburg, Va.
1-19-91	William & Mary	74-62	at Williamsburg, Va.
2-16-91	William & Mary	64-56	at Greenville
1-29-92	ECU	66-59	at Williamsburg

2-26-92	ECU	79-75	at Greenville
1-27-93	William & Mary	81-65	at Greenville
2-24-93	ECU	74-53	at Williamsburg, Va.
1-19-94	William & Mary	86-82	at Williamsburg, Va.
2-14-94	ECU	80-63	at Greenville
1-9-95	William & Mary	80-73	at Williamsburg, Va.
2-18-95	ECU	85-53	at Greenville
1-29-96	ECU	71-65	at Williamsburg, Va.
2-14-96	ECU	88-78	at Greenville
1-2-97	ECU	77-58	at Greenville
2-24-97	ECU	59-58	at Williamsburg
1-10-98	William & Mary	72-63	at Greenville
2-18-98	William & Mary	74-69	at Williamsburg, Va.
1-16-99	William & Mary	69-66	at Williamsburg, Va.
1-30-99	ECU	61-56	at Greenville
1-8-00	ECU	83-62	at Greenville
2-9-00	William & Mary	65-55	at Williamsburg, Va.
1-3-01	ECU	82-64	at Greenville
2-24-01	William & Mary	63-60	at Williamsburg, Va.
11-30-02	ECU	66-51	at Greenville

## ■ Wisconsin-Milwaukee

### ECU leads 1-0

3-1-80	ECU	96-86 (ot)	at Greenville
--------	-----	------------	---------------

## ■ Winthrop

### ECU leads 4-3

2-13-85	ECU	74-66	at Greenville
12-14-85	ECU	77-69	at Greenville
2-16-87	Winthrop	66-52	at Rock Hill, S.C.
1-2-88	ECU	52-45	at Greenville
12-15-88	ECU	75-67	at Rock Hill, S.C.
12-17-04	Winthrop	70-55	at Greenville
12-18-05	Winthrop	70-48	at Rock Hill, S.C.
12-21-06	Winthrop	69-50	at Greenville
11-28-07	Winthrop	72-57	at Greenville
11-29-08	ECU	63-60	at Rock Hill, S.C.

## ■ Wofford

### ECU leads 4-0

12-4-95	ECU	68-58	at Spartanburg, S.C.
2-19-96	ECU	79-60	at Greenville
11-26-06	ECU	70-68 (ot)	at Greenville
11-30-06	ECU	66-62	at Spartanburg, S.C.

## ■ Wright State

### Wright State leads 1-0

3-18-14	Wright State	73-59	at Greenville, N.C.
---------	--------------	-------	---------------------

# The American



# The American Athletic Conference

The American Athletic Conference consists of 13 prestigious institutions: the University of Central Florida, the University of Cincinnati, East Carolina University, the University of Connecticut, the University of Houston, the University of Memphis, the U.S. Naval Academy (in football only), the University of South Florida Southern Methodist University, Temple University, Tulane University, the University of Tulsa, and Wichita State University (in basketball and Olympic sports).

Under the leadership of commissioner Mike Aresco, the American Athletic Conference has an impressive list of accomplishments, both in the competitive arena and the classroom. The American has taken its place at the forefront of intercollegiate athletics, with a collection of national team and individual championships and football and men's and women's basketball postseason victories that place The American among the elite Division I FBS conferences.

The league has produced four NCAA championship teams – UConn men's basketball in 2014 and UConn women's basketball in 2014, 2015 and 2016 – in addition to three New Year's Six bowl championships (UCF in 2013 and 2017; Houston in 2015), 11 NCAA individual championships, and a Rhodes Scholar. Additionally, American Athletic Conference teams have advanced to the College World Series, reached the semifinal and final rounds of the NIT, qualified for the match play round of the NCAA Men's Golf Championship and registered Top 10 finishes at the NCAA Cross Country and Outdoor Track and Field championships.

The American Athletic Conference was one of six finalists for the 2016 *Sports Business Journal* Sports League of the Year award, along with Major League Baseball, Major League Soccer, NASCAR, the National Basketball Association and the PGA Tour.

The 2017 football season saw The American enjoy unprecedented success as UCF finished as the only undefeated team in the nation, and the first in the last four college football seasons, capping a 13-0 campaign with a win against Auburn in the Chick-fil-A Peach Bowl. UCF ended the year as the No. 1-ranked team in the Colley Matrix and was ranked No. 6 in the final *Associated Press* poll, marking the best final ranking for a team from The American in the league's brief history. UCF's finish in the AP poll gave teams from The American three Top 10 finishes in the last five end-of-the-year polls.

Additionally, seven teams from The American played in bowl games last season as the league went 3-1 against other Power 6 conferences in the postseason. UCF and Memphis finished No. 12 and No. 20, respectively, in the final College Football Playoff rankings, giving The American three-straight seasons with multiple teams in the final ranking. UCF, Memphis and USF were all ranked in the final AP Top 25 poll of the season. The American is one of only three conferences (along with the Big Ten and the Big 12) that has had at least three 10-win teams in each of the last two seasons.

The American has had a combined 22 teams play in bowl games in the last three seasons, highlighted by UCF's win against Auburn last year and Houston's win against Florida State in the 2015 Chick-fil-A Peach Bowl. Additionally, Navy and Temple have both finished in the

top 25 of either the CFP, *Associated Press* or *USA Today* polls as members of The American.

Beyond the gridiron, The American has sent a combined seven teams to the last two NCAA Men's Basketball Championships. Since the conference's reconstitution in 2013-14, teams from The American have registered Top 10 national rankings in football, men's basketball, women's basketball, baseball, men's soccer, men's golf, and men's track and field.

Under The American's banner, the UConn women's basketball team won its NCAA-record ninth, 10th and 11th national championships and broke its own NCAA record with a 111-game winning streak that spanned three seasons. The American sent four baseball teams to the NCAA Championship in 2018.

American Athletic Conference student-athletes have distinguished themselves in all facets of intercollegiate athletics. Temple linebacker Tyler Matakevich won the Bednarik Award and the Nagurski Trophy as the nation's top defensive player in 2015, while Navy quarterback Keenan Reynolds finished fifth in the Heisman Trophy voting. More recently, Houston's Ed Oliver won the 2017 Outland Trophy as the nation's best interior lineman, while UCF quarterback McKenzie Milton was eighth in the 2017 Heisman balloting.

Additionally, SMU's Avery Ackers was chosen as the Division I women's volleyball Academic All-America of the Year in 2015, while Tulsa cross country standout Kirk Smith was chosen as a Rhodes Scholar in the fall of 2016. The conference has had a record 31 student-athletes earn Google Cloud CoSIDA Academic All-America accolades in the last two seasons.

American Athletic Conference alumni have made their mark in professional sports as well. The league has had 11 NBA Draft picks since 2014, including four this past year as duo of Wichita State's Landry Shamet and Cincinnati's Jacob Evans III, along with Tulane's Melvin Frazier and SMU's Shake Milton, were selected in the 2018 NBA Draft. The four selections are the most in The American's history, surpassing the output from the 2017 and 2014 NBA Drafts, when the conference saw three players selected in both years. The first round selections of Shamet, to Philadelphia, and Evans III, to Golden State, mark the first time the conference has had multiple first round selections. The league has also produced 66 NFL Draft picks highlighted by UCF quarterback Blake Bortles who was selected by the Jacksonville Jaguars with the No. 3 overall pick in the 2014 NFL Draft.

The American Athletic Conference holds media rights partnerships with ESPN and CBS Sports, which provide the conference with outstanding national exposure on the two industry leaders in sports television. The men's basketball portion of the contract calls for all conference-controlled games to be televised, with more than 63 percent slotted for national broadcast or national cable – a minimum of 107 games. The entire postseason tournament is televised, including the championship game, which is on ABC or ESPN.





# 2017-18 American Athletic Conference Standings

	American Games				All Games					Streak
	W-L	PCT.	H	A	W-L	PCT.	H	A	N	
#Cincinnati	16-2	.889	8-1	8-1	31-5	.861	15-1	9-2	7-2	L1
Wichita State	14-4	.778	7-2	7-2	25-8	.758	13-3	9-2	3-3	L2
Houston	14-4	.778	9-0	5-4	27-8	.771	15-0	7-5	5-3	L1
Tulsa	12-6	.667	8-1	4-5	19-12	.613	13-2	4-7	2-3	L1
Memphis	10-8	.556	5-4	5-4	21-13	.618	14-5	5-5	2-3	L1
UCF	9-9	.500	6-3	3-6	19-13	.594	12-4	5-6	2-3	L1
Temple	8-10	.444	5-4	3-6	17-16	.515	8-5	4-10	5-1	L2
UConn	7-11	.389	5-4	2-7	14-18	.438	11-5	2-9	1-4	L2
SMU	6-12	.333	4-5	1-8	17-16	.515	13-5	2-8	2-3	L1
Tulane	5-13	.278	2-7	3-6	14-17	.452	9-7	3-8	2-2	L3
<b>ECU</b>	<b>4-14</b>	<b>.222</b>	<b>2-7</b>	<b>2-7</b>	<b>10-20</b>	<b>.333</b>	<b>8-11</b>	<b>2-8</b>	<b>0-1</b>	<b>L6</b>
USF	3-15	.167	1-8	2-7	10-22	.313	7-11	3-10	0-1	L1

# - Regular Season and Tournament Champion

## 2017-18 Postseason Awards

### All-Conference First Team

Gary Clark, Cincinnati\*  
Jacob Evans, Cincinnati  
Rob Gray, Houston  
Shaquille Morris, Wichita State  
Landry Shamet, Wichita State

### All-Conference Second Team

Jalen Adams, UConn  
Junior Etou, Tulsa  
Melvin Frazier, Tulane  
Jeremiah Martin, Memphis  
Shake Milton, SMU

### Honorable Mention All-Conference

A.J. Davis, UCF  
Quinton Rose, Temple  
Kyle Washington, Cincinnati

### All-Rookie Team

Ethan Chargois, SMU  
David Collins, USF  
Nate Pierre-Louis, Temple  
Fabian White, Houston  
**Shawn Williams, ECU\***

### Player of the Year

Gary Clark, Cincinnati

### Defensive Player of the Year

Gary Clark, Cincinnati

### Coach of the Year

Kelvin Sampson, Houston

### Rookie of the Year

**Shawn Williams, ECU**

### Scholar-Athlete of the Year

Obi Enechionya, Temple

### Sixth Man of the Year

Armon Brooks, Houston

### Most Improved Player

Melvin Frazier, Tulane

### Sportsmanship Award

Gary Clark, Cincinnati

\* - unanimous selection



# Final Team Statistics

## ALL GAMES

### ■ Scoring Offense

Team	G	Pts	Avg
Wichita State	33	2731	82.8
Houston	35	2685	76.7
Cincinnati	36	2673	74.2
Tulsa	31	2277	73.5
Tulane	31	2269	73.2
Memphis	34	2408	70.8
Temple	33	2308	69.9
SMU	33	2293	69.5
UCONN	32	2181	68.2
<b>ECU</b>	<b>30</b>	<b>1993</b>	<b>66.4</b>
USF	32	2026	63.3
UCF	32	2007	62.7

### ■ Scoring Defense

Team	G	Pts	Avg
Cincinnati	36	2071	57.5
UCF	32	1975	61.7
SMU	33	2114	64.1
Houston	35	2271	64.9
Temple	33	2326	70.5
USF	32	2260	70.6
Tulsa	31	2197	70.9
Memphis	34	2420	71.2
Wichita State	33	2364	71.6
UCONN	32	2340	73.1
Tulane	31	2296	74.1
<b>ECU</b>	<b>30</b>	<b>2248</b>	<b>74.9</b>

### ■ Scoring Margin

Team	Off	Def	Mar
Cincinnati	74.2	57.5	+16.7
Houston	76.7	64.9	+11.8
Wichita State	82.8	71.6	+11.1
SMU	69.5	64.1	+5.4
Tulsa	73.5	70.9	+2.6
UCF	62.7	61.7	+1.0
Memphis	70.8	71.2	-0.4
Temple	69.9	70.5	-0.5
Tulane	73.2	74.1	-0.9
UCONN	68.2	73.1	-5.0
USF	63.3	70.6	-7.3
<b>ECU</b>	<b>66.4</b>	<b>74.9</b>	<b>-8.5</b>

### ■ Free Throw Percentage

Team	FT	FTA	Pct
UCONN	442	593	.745
Wichita State	517	700	.739
Tulsa	522	720	.725
USF	405	560	.723
Houston	484	674	.718
Tulane	437	613	.713
Cincinnati	523	756	.692
Memphis	551	798	.690
SMU	384	560	.686
Temple	347	509	.682
<b>ECU</b>	<b>329</b>	<b>494</b>	<b>.666</b>
UCF	450	702	.641

### ■ Field Goal Percentage

Team	FG	FGA	Pct
Wichita State	957	2009	.476
Houston	952	2066	.461
Memphis	828	1852	.452
USF	207	573	.361
Cincinnati	262	742	.353
Temple	271	774	.350
Tulane	232	663	.350
Tulsa	247	710	.348
UCF	177	538	.329
UCONN	215	659	.326
Memphis	201	634	.317
<b>ECU</b>	<b>182</b>	<b>597</b>	<b>.305</b>

### ■ FG Percentage Defense

Team	FG	FGA	Pct
Cincinnati	739	1974	.374
Houston	744	1887	.394
UCF	718	1790	.401
Tulsa	793	1888	.420
Wichita State	809	1922	.421
SMU	744	1763	.422
Memphis	841	1946	.432
UCONN	804	1856	.433
Temple	836	1907	.438
Tulane	815	1828	.446
USF	819	1816	.451
<b>ECU</b>	<b>818</b>	<b>1808</b>	<b>.452</b>

### ■ 3-FG Percentage

Team	FG	FGA	Pct
Houston	297	768	.387
Wichita State	300	787	.381
SMU	281	741	.379
USF	207	573	.361
Cincinnati	262	742	.353
Temple	271	774	.350
Tulane	232	663	.350
Tulsa	247	710	.348
UCF	177	538	.329
UCONN	215	659	.326
Memphis	201	634	.317
<b>ECU</b>	<b>182</b>	<b>597</b>	<b>.305</b>

### ■ 3-FG Percent Defense

Team	FG	FGA	Pct
Cincinnati	231	747	.309
Houston	231	715	.323
Temple	229	706	.324
USF	219	663	.330
UCF	201	608	.331
SMU	259	766	.338
Tulsa	282	821	.343
Tulane	215	623	.345
<b>ECU</b>	<b>225</b>	<b>637</b>	<b>.353</b>
Wichita State	282	776	.363
UCONN	288	791	.364
Memphis	296	801	.370

### ■ Rebounding Offense

Team	G	Reb	Avg
Wichita State	33	1340	40.6
Cincinnati	36	1413	39.2
Houston	35	1353	38.7
Tulsa	31	1177	38.0
UCF	32	1108	34.6
Tulane	31	1068	34.5
Memphis	34	1171	34.4
UCONN	32	1099	34.3
Temple	33	1123	34.0
<b>ECU</b>	<b>30</b>	<b>1020</b>	<b>34.0</b>
SMU	33	1109	33.6
USF	32	1065	33.3

### ■ Rebounding Defense

Team	G	Reb	Avg
Wichita State	33	1013	30.7
Cincinnati	36	1132	31.4
Houston	35	1126	32.2
Memphis	34	1118	32.9
SMU	33	1096	33.2
UCF	32	1085	33.9
USF	32	1098	34.3
Tulsa	31	1084	35.0
Tulane	31	1111	35.8
UCONN	32	1177	36.8
<b>ECU</b>	<b>30</b>	<b>1108</b>	<b>36.9</b>
Temple	33	1257	38.1

### ■ Rebounding Margin

Team	Avg	Opp	Mar
Wichita State	40.6	30.7	+9.9
Cincinnati	39.2	31.4	+7.8
Houston	38.7	32.2	+6.5
Tulsa	38.0	35.0	+3.0
Memphis	34.4	32.9	+1.6
UCF	34.6	33.9	+0.7
SMU	33.6	33.2	+0.4
USF	33.3	34.3	-1.0
Tulane	34.5	35.8	-1.4
UCONN	34.3	36.8	-2.4
<b>ECU</b>	<b>34.0</b>	<b>36.9</b>	<b>-2.9</b>
Temple	34.0	38.1	-4.1

### ■ Blocked Shots

Team	G	BS	Avg
Cincinnati	36	194	5.4
Tulane	31	126	4.1
Wichita State	33	127	3.8
Memphis	34	129	3.8
UCONN	32	119	3.7
UCF	32	111	3.5
Temple	33	108	3.3
<b>ECU</b>	<b>30</b>	<b>93</b>	<b>3.1</b>
Houston	35	106	3.0
SMU	33	99	3.0
USF	32	76	2.4
Tulsa	31	68	2.2

### ■ Assists

Team	G	Ast	Avg
Wichita State	33	610	18.5
Cincinnati	36	570	15.8
Tulane	31	483	15.6
Houston	35	505	14.4
SMU	33	474	14.4
Memphis	34	443	13.0
<b>ECU</b>	<b>30</b>	<b>388</b>	<b>12.9</b>
Temple	33	421	12.8
Tulsa	31	391	12.6
USF	32	379	11.8
UCF	32	339	10.6
UCONN	32	334	10.4

### ■ Steals

Team	G	Stl	Avg
SMU	33	244	7.4
Cincinnati	36	256	7.1
Temple	33	220	6.7
Houston	35	218	6.2
UCONN	32	190	5.9
Memphis	34	201	5.9
UCF	32	169	5.3
USF	32	163	5.1
Tulane	31	156	5.0
<b>ECU</b>	<b>30</b>	<b>148</b>	<b>4.9</b>
Wichita State	33	154	4.7
Tulsa	31	139	4.5

### ■ Turnover Margin

Team	Avg	Opp	Mar
Cincinnati	11.3	14.3	+3.0
SMU	11.6	14.0	+2.4
Temple	10.8	12.7	+1.9
Houston	11.9	13.1	+1.1
UCONN	12.6	12.5	-0.1
Wichita State	11.7	11.5	-0.2
Tulsa	12.9	12.3	-0.5
Memphis	13.7	12.7	-1.0
Tulane	13.2	12.1	-1.1
UCF	13.5	12.3	-1.2
<b>ECU</b>	<b>14.4</b>	<b>12.0</b>	<b>-2.4</b>
USF	14.0	10.8	-3.2

### ■ Assist/TO Ratio

Team	Ast	TO	Ratio
Wichita State	18.5	11.7	1.6
Cincinnati	15.8	11.3	1.4
SMU	14.4	11.6	1.2
Houston	14.4	11.9	1.2
Tulane	15.6	13.2	1.2
Temple	12.8	10.8	1.2
Tulsa	12.6	12.9	1.0
Memphis	13.0	13.7	0.9
<b>ECU</b>	<b>12.9</b>	<b>14.4</b>	<b>0.9</b>
USF	11.8	14.0	0.8
UCONN	10.4	12.6	0.8
UCF	10.6	13.5	0.8

### ■ Offensive Rebounds

Team	G	3FG	Avg
Cincinnati	36	479	13.3
Wichita State	33	405	12.3
Houston	35	408	11.7
Memphis	34	391	11.5
Tulsa	31	346	11.2
SMU	33	365	11.1
UCONN	32	336	10.5
Temple	33	337	10.2
<b>ECU</b>	<b>30</b>	<b>292</b>	<b>9.7</b>
USF	32	309	9.7
Tulane	31	296	9.5
UCF	32	305	9.5

### ■ Defensive Rebounds

Team	G	3FG	Avg
Wichita State	33	935	28.3
Houston	35	945	27.0
Tulsa	31	831	26.8
Cincinnati	36	934	25.9
UCF	32	803	25.1
Tulane	31	772	24.9
<b>ECU</b>	<b>30</b>	<b>728</b>	<b>24.3</b>
UCONN	32	763	23.8
Temple	33	786	23.8
USF	32	756	23.6
Memphis	34	780	22.9
SMU	33	744	22.5

### ■ 3-Point FG Made

Team	G	3FG	Avg
Wichita State	33	300	9.1
SMU	33	281	8.5
Houston	35	297	8.5
Temple	33	271	8.2
Tulsa	31	247	8.0
Tulane	31	232	7.5
Cincinnati	36	262	7.3
UCONN	32	215	6.7
USF	32	207	6.5
<b>ECU</b>	<b>30</b>	<b>182</b>	<b>6.1</b>
Memphis	34	201	5.9
UCF	32	177	5.5

## CONFERENCE GAMES ONLY

### ■ Scoring Offense

Team	G	Pts	Avg
Wichita State	18	1464	81.3
Houston	18	1365	75.8
Tulsa	18	1302	72.3
Cincinnati	18	1294	71.9
Memphis	18	1276	70.9
Tulane	18	1264	70.2
Temple	18	1235	68.6
UCONN	18	1207	67.1
<b>ECU</b>	<b>18</b>	<b>1180</b>	<b>65.6</b>
SMU	18	1164	64.7
USF	18	1091	60.6
UCF	18	1074	59.7

### ■ Scoring Defense

Team	G	Pts	Avg
Cincinnati	18	997	55.4
UCF	18	1087	60.4
Houston	18	1156	64.2
SMU	18	1186	65.9
Tulsa	18	1250	69.4
Temple	18	1265	70.3
Wichita State	18	1275	70.8
UCONN	18	1302	72.3
Memphis	18	1304	72.4
USF	18	1316	73.1
Tulane	18	1363	75.7
<b>ECU</b>	<b>18</b>	<b>1415</b>	<b>78.6</b>

### ■ Scoring Margin

Team	Off	Def	Mar
Cincinnati	71.9	55.4	+16.5
Houston	75.8	64.2	+11.6
Wichita State	81.3	70.8	+10.5
Tulsa	72.3	69.4	+2.9
UCF	59.7	60.4	-0.7
SMU	64.7	65.9	-1.2
Memphis	70.9	72.4	-1.6
Temple	68.6	70.3	-1.7
UCONN	67.1	72.3	-5.3
Tulane	70.2	75.7	-5.5
USF	60.6	73.1	-12.5
<b>ECU</b>	<b>65.6</b>	<b>78.6</b>	<b>-13.1</b>

### ■ Free Throw Percentage

Team	FT	FGA	Pct
Tulsa	286	384	.745
UCONN	228	308	.740
USF	222	309	.718
Houston	209	291	.718
Tulane	242	337	.718
Wichita State	258	360	.717
<b>ECU</b>	<b>158</b>	<b>223</b>	<b>.709</b>
Cincinnati	256	367	.698
Memphis	288	415	.694
SMU	192	281	.683
Temple	170	253	.672
UCF	236	367	.643

### ■ Field Goal Percentage

Team	FG	FGA	Pct
Wichita State	520	1095	.475
Memphis	441	963	.458
Houston	497	1089	.456
Cincinnati	453	1023	.443
Tulane	450	1026	.439
UCONN	426	996	.428
<b>ECU</b>	<b>449</b>	<b>1050</b>	<b>.428</b>
SMU	415	989	.420
Tulsa	428	1020	.420
UCF	365	896	.407
Temple	458	1125	.407
USF	375	932	.402

### ■ FG Percentage Defense

Team	FG	FGA	Pct
Cincinnati	356	967	.368
Houston	379	958	.396
UCF	395	967	.408
Tulsa	458	1104	.415
SMU	415	969	.428
UCONN	450	1036	.434
Wichita State	444	1018	.436
Memphis	449	1026	.438
Temple	455	1033	.440
Tulane	474	1024	.463
USF	476	1004	.474
<b>ECU</b>	<b>526</b>	<b>1098</b>	<b>.479</b>

### ■ 3-FG Percentage

Team	FG	FGA	Pct
Wichita State	166	433	.383
Houston	162	431	.376
USF	119	328	.363
Cincinnati	132	366	.361
Tulsa	160	446	.359
SMU	142	406	.350
UCF	108	312	.346
UCONN	127	368	.345
Temple	149	457	.326
Memphis	106	330	.321
Tulane	122	383	.319
<b>ECU</b>	<b>124</b>	<b>391</b>	<b>.317</b>

### ■ 3-FG Percent Defense

Team	FG	FGA	Pct
Cincinnati	101	354	.285
Temple	116	372	.312
UCF	1104	326	.319
Houston	117	350	.334
USF	129	374	.345
SMU	150	433	.346
Tulane	118	339	.348
Tulsa	169	482	.351
UCONN	157	433	.363
Wichita State	146	386	.378
Memphis	162	420	.386
<b>ECU</b>	<b>148</b>	<b>382</b>	<b>.387</b>

### ■ Rebounding Offense

Team	G	Reb	Avg
Wichita State	18	706	39.2
Houston	18	703	39.1
Tulsa	18	698	38.8
Cincinnati	18	686	38.1
Temple	18	630	35.0
Memphis	18	621	34.5
SMU	18	584	32.4
UCF	18	578	32.1
UCONN	18	575	31.9
Tulane	18	570	31.7
<b>ECU</b>	<b>18</b>	<b>563</b>	<b>31.3</b>
USF	18	559	31.1

### ■ Rebounding Defense

Team	G	Reb	Avg
Wichita State	18	550	30.6
Cincinnati	18	569	31.6
Houston	18	574	31.9
Memphis	18	576	32.0
SMU	18	616	34.2
UCF	18	621	34.5
USF	18	628	34.9
Tulsa	18	631	35.1
Tulane	18	658	36.6
UCONN	18	673	37.4
<b>ECU</b>	<b>18</b>	<b>676</b>	<b>37.6</b>
Temple	18	701	38.9

### ■ Rebounding Margin

Team	Avg	Opp	Mar
Wichita State	39.2	30.6	+8.7
Houston	39.1	31.9	+7.2
Cincinnati	38.1	31.6	+6.5
Tulsa	38.8	35.1	+3.7
Memphis	34.5	32.0	+2.5
SMU	32.4	34.2	-1.8
UCF	32.1	34.5	-2.4
USF	31.1	34.9	-3.8
Temple	35.0	38.9	-3.9
Tulane	31.7	36.6	-4.9
UCONN	31.9	37.4	-5.4
<b>ECU</b>	<b>31.3</b>	<b>37.6</b>	<b>-6.3</b>

### ■ Blocked Shots

Team	G	BS	Avg
Cincinnati	18	97	5.4
UCONN	18	70	3.9
Wichita State	18	69	3.8
Tulane	18	64	3.6
Memphis	18	60	3.3
Temple	18	58	3.2
Houston	18	55	3.1
<b>ECU</b>	<b>18</b>	<b>51</b>	<b>2.8</b>
UCF	18	50	2.8
SMU	18	47	2.6
Tulsa	18	37	2.1
USF	18	35	1.9

### ■ Assists

Team	G	Ast	Avg
Wichita State	18	348	19.3
Houston	18	275	15.3
Cincinnati	18	273	15.2
Tulane	18	264	14.7
<b>ECU</b>	<b>18</b>	<b>241</b>	<b>13.4</b>
Temple	18	240	13.3
Tulsa	18	237	13.2
Memphis	18	235	13.1
SMU	18	217	12.1
UCONN	18	199	11.1
USF	18	193	10.7
UCF	18	183	10.2

### ■ Steals

Team	G	Stl	Avg
SMU	18	135	7.5
Cincinnati	18	122	6.8
Temple	18	121	6.7
Houston	18	114	6.3
UCONN	18	107	5.9
Memphis	18	103	5.7
<b>ECU</b>	<b>18</b>	<b>94</b>	<b>5.2</b>
Tulane	18	91	5.1
UCF	18	87	4.8
Wichita State	18	87	4.8
USF	18	84	4.7
Tulsa	18	81	4.5

### ■ Turnover Margin

Team	Avg	Opp	Mar
Cincinnati	10.6	13.6	+3.1
Temple	10.8	13.2	+2.3
SMU	11.3	13.0	+1.7
Houston	11.6	12.5	+0.9
Wichita State	10.7	11.5	+0.8
UCONN	12.1	12.0	-0.1
Tulane	12.0	11.9	-0.1
UCF	12.6	12.2	-0.3
Tulsa	12.3	11.4	-0.9
Memphis	14.1	12.6	-1.5
<b>ECU</b>	<b>13.5</b>	<b>11.3</b>	<b>-2.2</b>
USF	14.0	10.2	-3.8

### ■ Assist/TO Ratio

Team	Ast	TO	Ratio
Wichita State	19.3	10.7	1.8
Cincinnati	15.2	10.6	1.4
Houston	15.3	11.6	1.3
Temple	13.3	10.8	1.2
Tulane	14.7	12.0	1.2
Tulsa	13.2	12.3	1.1
SMU	12.1	11.3	1.1
<b>ECU</b>	<b>13.4</b>	<b>13.5</b>	<b>1.0</b>
Memphis	13.1	14.1	0.9
UCONN	11.1	12.1	0.9
UCF	10.2	12.6	0.8
USF	10.7	14.0	0.8

### ■ Offensive Rebounds

Team	G	OR	Avg
Cincinnati	18	239	13.3
Wichita State	18	223	12.4
Houston	18	223	12.4
Tulsa	18	211	11.7
Memphis	18	205	11.4
Temple	18	204	11.3
SMU	18	194	10.8
UCONN	18	173	9.6
Tulane	18	169	9.4
USF	18	168	9.3
UCF	18	159	8.8
<b>ECU</b>	<b>18</b>	<b>151</b>	<b>8.4</b>

### ■ Defensive Rebounds

Team	G	DR	Avg
Tulsa	18	487	27.1
Wichita State	18	483	26.8
Houston	18	480	26.7
Cincinnati	18	447	24.8
Temple	18	426	23.7
UCF	18	419	23.3
Memphis	18	416	23.1
<b>ECU</b>	<b>18</b>	<b>412</b>	<b>22.9</b>
UCONN	18	402	22.3
Tulane	18	401	22.3
USF	18	391	21.7
SMU	18	390	21.7

### ■ 3-Point FG Made

Team	G	3FG	Avg
Wichita State	18	166	9.2
Houston	18	162	9.0
Tulsa	18	160	8.9
Temple	18	149	8.3
SMU	18	142	7.9
Cincinnati	18	132	7.3
UCONN	18	127	7.1
<b>ECU</b>	<b>18</b>	<b>124</b>	<b>6.9</b>
Tulane	18	122	6.8
USF	18	119	6.6
UCF	18	108	6.0
Memphis	18	106	5.9

# Final Individual Statistics

## ALL GAMES

### Scoring

	Cl.	G	Pts	PPG
Rob Gray - Houston	Sr.	34	655	19.3
Jeremiah Martin - Memphis	Jr.	27	510	18.9
Jalen Adams - UCONN	Jr.	30	542	18.1
Melvin Frazier - Tulane	Jr.	30	477	15.9
Cameron Reynolds - Tulane	Sr.	31	467	15.1
Junior Etou - Tulsa	Sr.	31	465	15.0
Quinton Rose - Temple	So.	33	493	14.9
<b>B.J. Tyson - ECU</b>	<b>Sr.</b>	<b>30</b>	<b>448</b>	<b>14.9</b>
Landry Shamet - Wichita State	So.	32	477	14.9
Christian Vital - UCONN	So.	32	476	14.9

### Rebounding

	Cl.	G	Rebs	RPG
Gary Clark - Cincinnati	Sr.	36	313	8.7
Junior Etou - Tulsa	Sr.	31	244	7.9
Rashard Kelly - Wichita State	Sr.	33	252	7.6
A.J. Davis - UCF	Sr.	31	235	7.6
<b>Kentrell Barkley - ECU</b>	<b>Jr.</b>	<b>23</b>	<b>167</b>	<b>7.3</b>
Cameron Reynolds - Tulane	Sr.	31	196	6.3
Devin Davis - Houston	Sr.	35	219	6.3
Kyvon Davenport - Memphis	Jr.	34	209	6.1
Darral Willis, Jr. - Wichita State	Sr.	33	199	6.0
Obi Enechionya - Temple	Sr.	32	185	5.8

### Field Goal Percentage

	Cl.	FG	FGA	Pct
Samir Sehic - Tulane	So.	111	194	.572
Melvin Frazier - Tulane	Jr.	179	322	.556
Mike Parks - Jr. - Memphis	Jr.	116	209	.555
Shaquille Morris - Wichita State	Sr.	176	318	.553
DaQuan Jeffries - Tulsa	Jr.	90	166	.542
Martins Igbanu - Tulsa	So.	99	187	.529
Gary Clark - Cincinnati	Sr.	160	304	.526
Darral Willis, Jr. - Wichita State	Sr.	123	241	.510
Kyvon Davenport - Memphis	Jr.	153	300	.510
Isaiah Manderson - USF	Jr.	89	175	.509

### Assists

	Cl.	G	Ast	APG
Landry Shamet - Wichita State	So.	32	166	5.2
<b>Isaac Fleming - ECU</b>	<b>Jr.</b>	<b>30</b>	<b>144</b>	<b>4.8</b>
Jalen Adams - UCONN	Jr.	30	141	4.7
Sterling Taplin - Tulsa	Jr.	30	132	4.4
Rob Gray - Houston	Sr.	34	148	4.4
Jeremiah Martin - Memphis	Jr.	27	103	3.8
Galen Robinson, Jr. - Houston	Jr.	35	130	3.7
Jimmy Whitt - SMU	So.	33	114	3.5
Josh Brown - Temple	Sr.	33	111	3.4
Ray Ona Embo - Tulane	So.	29	95	3.3

### Free Throw Percentage

	Cl	FT	FTA	Pct
<b>Shawn Williams - ECU</b>	<b>Fr.</b>	<b>65</b>	<b>74</b>	<b>.878</b>
Christian Vital - UCONN	So.	132	156	.846
<b>B.J. Tyson - ECU</b>	<b>Sr.</b>	<b>82</b>	<b>99</b>	<b>.828</b>
Landry Shamet - Wichita State	So.	85	103	.825
Stephan Jiggetts - USF	Sr.	73	90	.811
Terrence Samuel - USF	Sr.	77	96	.802
Rob Gray - Houston	Sr.	158	197	.802
Jalene Adams - UCONN	Jr.	78	98	.796
Obi Enechionya - Temple	Sr.	69	87	.793
Jeremiah Martin - Memphis	Jr.	145	185	.784

### Steals

	Cl	G	Stl	SPG
Jeremiah Martin - Memphis	Jr.	27	61	2.3
Melvin Frazier - Tulane	Jr.	30	65	2.2
Jimmy Whitt - SMU	So.	33	60	1.8
Christian Vital - UCONN	So.	32	50	1.6

Jalen Adams - UCONN	Jr.	30	46	1.5
Quinton Rose - Temple	So.	33	49	1.5
Gary Clark - Cincinnati	Sr.	36	51	1.4
Terrell Allen - UCF	So.	32	43	1.3
Galen Robinson, Jr. - Houston	Jr.	35	46	1.3
Jacob Evans - Cincinnati	Jr.	36	47	1.3

### 3-Point Field Goal Percentage

	Cl.	FG	FGA	Pct
Ben Emelogu - SMU	Sr.	63	134	.470
Landry Shamet - Wichita State	So.	84	190	.442
Corey Davis, Jr. - Houston	Jr.	103	240	.429
Austin Reaves - Wichita State	So.	54	127	.425
Armoni Brooks - Houston	So.	83	198	.419
Stephan Jiggetts - USF	Sr.	61	153	.399
Shizz Alston, Jr. - Temple	Jr.	71	179	.397
Terry Larrier - UCONN	Jr.	51	135	.378
Corey Henderson - Jr. - Tulsa	Sr.	73	196	.372
Jacob Evans - Cincinnati	Jr.	60	162	.370

### 3-Point Field Goals

	Cl.	G	FG	Avg
Corey Davis, Jr. - Houston	Jr.	35	103	2.9
Landry Shamet - Wichita State	So.	32	84	2.6
<b>Shawn Williams - ECU</b>	<b>Fr.</b>	<b>30</b>	<b>72</b>	<b>2.4</b>
Armoni Brooks - Houston	So.	35	83	2.4
Corey Henderson, Jr. - Tulsa	Sr.	31	73	2.4
Shizz Alston, Jr. - Temple	Jr.	33	71	2.2
Christian Vital - UCONN	So.	32	68	2.1
Pavton Banks - USF	Sr.	29	61	2.1
Cameron Reynolds - Tulane	Sr.	31	61	2.0
Ben Emelogu - SMU	Sr.	33	63	1.9

### Blocked Shots

	Cl.	G	BS	Avg
Shaquille Morris - Wichita State	Sr.	33	51	1.5
DaQuan Jeffries - Tulsa	Jr.	25	36	1.4
Obi Enechionya - Tulsa	Sr.	32	46	1.4
Kyle Washington - Cincinnati	Sr.	36	50	1.4
Blake Paul - Tulane	Jr.	31	39	1.3
Kyvon Davenport - Memphis	Jr.	34	42	1.2
Gary Clark - Cincinnati	Jr.	36	44	1.2
Chad Bown - UCF	Sr.	32	34	1.1
Isaiah Whaley - UCONN	Fr.	30	30	1.0
Jacob Evans - Cincinnati	Jr.	36	35	1.0

### Assist/Turnover Ratio

	Cl.	Ast	TO	Ratio
Landry Shamet - Wichita State	So.	166	67	2.5
Galen Robinson, Jr. - Houston	Jr.	130	58	2.2
Jimmy Whitt - SMU	So.	114	54	2.1
Ray Ona Embo - Tulane	So.	95	47	2.0
Josh - Temple	Sr.	111	56	2.0
Shizz Alston, Jr. - Temple	Jr.	102	52	2.0
Rob Gray - Houston	Sr.	148	79	1.9
Sterling Taplin - Tulsa	Jr.	132	73	1.8
Jacob Evans, Cincinnati	Jr.	113	63	1.8
Jalen Adams - UCONN	Jr.	141	87	1.6

### Minutes Played

	Cl.	G	MP	Avg
Jalen Adams - UCONN	Jr.	30	1144	38.1
<b>B.J. Tyson - ECU</b>	<b>Sr.</b>	<b>30</b>	<b>1093</b>	<b>36.4</b>
Cameron Reynolds - Tulane	Sr.	31	1117	36.0
Jeremiah Martin - Memphis	Jr.	27	936	34.7
Melvin Frazier - Tulane	Jr.	30	1032	34.4
Terry Larrier - UCONN	Jr.	29	987	34.0
Stephan Jiggetts - USF	Sr.	32	1089	34.0
Shizz Alston, Jr. - Temple	Jr.	33	1111	33.7
Jimmy Whitt - SMU	So.	33	1096	33.2
Josh Brown - Temple	Sr.	33	1094	33.2

# Final Individual Statistics

## CONFERENCE GAMES ONLY

### ■ Scoring

	Cl.	G	Pts	PPG
Jeremiah Martin - Memphis	Jr.	14	274	19.6
Jalen Adams - UCONN	Jr.	17	317	18.6
Rob Gray - Houston	Sr.	18	298	16.6
Christian Vital - UCONN	So.	18	287	15.9
Shaquille Morris - Wichita State	Sr.	18	282	15.7
Melvin Frazier - Tulane	Jr.	17	260	15.3
Corey Davis, Jr. - Houston	Jr.	18	271	15.1
<b>B.J. Tyson - ECU</b>	<b>Sr.</b>	<b>18</b>	<b>263</b>	<b>14.6</b>
<b>Shawn Williams - ECU</b>	<b>Fr.</b>	<b>18</b>	<b>262</b>	<b>14.6</b>
Quinton Rose - Temple	So.	18	260	14.4

### ■ Rebounding

	Cl.	G	Rebs	RPG
Junior Etou, Tulsa	Sr.	18	155	8.6
Gary Clark, Cincinnati	Sr.	18	143	7.9
Rashard Kelly - Wichita State	Sr.	18	126	7.0
A.J. Davis - UCF	Sr.	17	118	6.9
Cameron Reynolds - Tulane	Sr.	18	114	6.3
Shaquille Morris - Wichita State	Sr.	18	107	5.9
Christian Vital - UCONN	So.	18	105	5.8
Martins Igbanu - Tulsa	So.	18	104	5.8
Obi Enechionryia - Temple	Sr.	17	98	5.8
Kyle Washington - Cincinnati	Sr.	18	102	5.7

### ■ Field Goal Percentage

	Cl.	FG	FGA	Pct
Shaquille Morris - Wichita State	Sr.	110	186	.591
Mike Park, Jr. - Memphis	Jr.	82	140	.586
Samir Sehic - Tulane	So.	65	111	.586
Martins Igbanu - Tulsa	So.	71	129	.550
Melvin Frazier - Tulane	Jr.	99	183	.541
Gary Clark - Cincinnati	Sr.	80	150	.533
Devin Davis - Houston	Sr.	76	146	.521
Darral Willis, Jr. - Wichita State	Sr.	63	123	.512
Kyvon Davenport - Memphis	Jr.	76	150	.507
DaQuan Jeffries - Tulsa	Jr.	53	107	.495

### ■ Assists

	Cl.	G	Ast	APG
Landry Shamet - Wichita State	So.	17	95	5.6
Jalen Adams - UCONN	Jr.	17	92	5.4
<b>Isaac Fleming - ECU</b>	<b>Jr.</b>	<b>18</b>	<b>95</b>	<b>5.3</b>
Rob Gray - Houston	Sr.	18	94	5.2
Sterling Taplin - Tulsa	Jr.	17	78	4.6
Ray Ona Embo - Tulane	So.	16	59	3.7
Galen Robinson, Jr. - Houston	Jr.	18	66	3.7
Jeremiah Martin - Memphis	Jr.	14	50	3.6
Jacob Evans - Cincinnati	Jr.	18	62	3.4
Josh Brown - Temple	Sr.	18	60	3.3

### ■ Free Throw Percentage

	Cl.	FT	FTA	Pct
<b>Shawn Williams - ECU</b>	<b>Fr.</b>	<b>37</b>	<b>41</b>	<b>.902</b>
<b>B.J. Tyson - ECU</b>	<b>Sr.</b>	<b>41</b>	<b>47</b>	<b>.872</b>
Cesar DeJesus - UCF	Fr.	41	47	.872
Caleb Daniels - Tulane	Fr.	48	56	.857
Christian Vital - UCONN	So.	69	82	.841
Jalen Adams - UCONN	Jr.	52	63	.825
Landry Shamet - Wichita State	So.	37	47	.787
Jacob Evans - Cincinnati	Jr.	49	63	.778
Sterling Taplin - Tulsa	Jr.	35	45	.778
Rob Gray - Houston	Sr.	59	76	.776

### ■ Steals

	Cl.	G	Stl	SPG
Melvin Frazier - Tulane	Jr.	17	36	2.1
Jeremiah Martin - Memphis	Jr.	14	29	2.1
Jimmy Whitt - SMU	So.	18	36	2.0
Christian Vital - UCONN	So.	18	32	1.8

Jalen Adams - UCONN	Jr.	17	30	1.8
Jacob Evans - Cincinnati	Jr.	18	26	1.4
Ben Emelogu - SMU	Sr.	18	26	1.4
Payton Banks - USF	Sr.	15	21	1.4
Gary Clark - Cincinnati	Sr.	18	25	1.4
Quinton Rose - Temple	So.	18	24	1.3

### ■ 3-Point Field Goal Percentage

	Cl.	3FG	FGA	Pct
Austin Reaves - Wichita State	So.	37	82	.451
Corey Davis, Jr. - Houston	Jr.	64	147	.435
Sterling Taplin - Temple	Jr.	27	64	.422
Landry Shamet - Wichita State	So.	43	106	.406
Terry Larrier - UCONN	Jr.	30	74	.405
Jahmal McMurray - SMU	Jr.	51	126	.405
Armoni Brooks - Houston	So.	49	122	.402
Corey Henderson, Jr. - Tulsa	Sr.	53	132	.402
Stephan Jiggetts - USF	Sr.	35	88	.398
Jacob Evans - Cincinnati	Jr.	32	81	.395

### ■ 3-Point Field Goals

	Cl.	G	3FG	Avg
Corey Davis, Jr. - Houston	Jr.	18	64	3.6
<b>Shawn Williams - ECU</b>	<b>Fr.</b>	<b>18</b>	<b>55</b>	<b>3.1</b>
Corey Henderson, Jr. - Tulsa	Sr.	18	53	2.9
Jahmal McMurray - SMU	Jr.	18	51	2.8
Armoni Brooks - Houston	So.	18	49	2.7
Landry Shamet - Wichita State	So.	17	43	2.5
Christian Vital - UCONN	So.	18	44	2.4
Jeremiah Martin - Memphis	Jr.	14	29	2.1
Austin Reaves - Wichita State	So.	18	37	2.1
Shizz Alston, Jr. - Temple	Jr.	18	36	2.0
Terry Larrier - UCONN	Jr.	15	30	2.0

### ■ Blocked Shots

	Cl.	G	BS	Avg
Kyle Washington - Cincinnati	Sr.	18	32	1.8
DaQuan Jeffries - Tulsa	Jr.	16	26	1.6
Shaquille Morris - Wichita State	Sr.	18	26	1.4
Isaiah Whaley - UCONN	Fr.	18	22	1.2
Rokas Ulvydas - UCF	So.	14	16	1.1
Obi Enechionryia - Temple	Sr.	17	19	1.1
Gary Clark - Cincinnati	Sr.	18	19	1.1
Fabian White, Jr. - Houston	Fr.	18	19	1.1
Blake Paul - Tulane	Jr.	18	17	0.9
Chad Brown - UCF	Jr.	18	17	0.9

### ■ Assist/Turnover Ratio

	Cl.	Ast	TO	Ratio
Landry Shamet - Wichita State	So.	95	35	2.7
Galen Robinson, Jr. - Houston	Jr.	66	28	2.4
Jacob Evans - Cincinnati	Jr.	62	27	2.3
Josh Brown - Temple	Sr.	60	28	2.1
Rob Gray - Houston	Sr.	94	44	2.1
Ray Ona Embo - Tulane	So.	59	29	2.0
Sterling Taplin - Tulsa	Jr.	78	39	2.0
Shizz Alston, Jr. - Temple	Jr.	58	30	1.9
Jalen Adams - UCONN	Jr.	92	51	1.8
<b>Isaac Fleming - ECU</b>	<b>Jr.</b>	<b>95</b>	<b>64</b>	<b>1.5</b>

### ■ Minutes Played

	Cl.	G	MP	Avg
Jalen Adams - UCONN	Jr.	17	652	38.4
<b>B.J. Tyson - ECU</b>	<b>Sr.</b>	<b>18</b>	<b>666</b>	<b>37.0</b>
Cameron Reynolds - Tulane	Sr.	18	661	36.7
Jimmy Whitt - SMU	So.	18	636	35.3
Ray Ona Embo - Tulane	So.	16	565	35.3
Melvin Frazier - Tulane	Jr.	17	596	35.1
Christian Vital - UCONN	So.	18	619	34.4
Terry Larrier - UCONN	Jr.	15	515	34.3
Stephan Jiggetts - USF	Sr.	18	617	34.3
Jeremiah Martin - Memphis	Jr.	14	473	33.8



# 2018-19 Composite Schedule

<b>Tuesday, Nov. 6</b>	
Rider at UCF	7 p.m.
Alabama A&M at USF	7 p.m.
La Salle at Temple	7:30 p.m.
<b>Delaware State at ECU</b>	<b>7:45 p.m.</b>
Tennessee Tech at Memphis	8 p.m.
Alcorn State at Tulsa	8 p.m.
Louisiana Tech vs. Wichita State	8 p.m.
<b>Wednesday, Nov. 7</b>	
Ohio State at Cincinnati	6 p.m. (ESPN2)
<b>Thursday, Nov. 8</b>	
Xavier at Cincinnati	2 p.m. (ESPN2)
Morehead State at UConn	7 p.m.
Northwestern State at SMU	8 p.m.
<b>Friday, Nov. 9</b>	
Wichita State vs. Providence (1)	6 p.m. (CBSSN)
Detroit Mercy at Temple	7 p.m.
<b>James Madison at ECU</b>	<b>7:45 p.m.</b>
<b>Saturday, Nov. 10</b>	
Alabama A&M at Houston	TBD
South Carolina State at Tulsa	TBD
<b>Sunday, Nov. 11</b>	
UMKC at UConn	TBD
Southern Miss at SMU	3 p.m.
Florida Atlantic at UCF	3 p.m.
<b>Lamar at ECU</b>	<b>4 p.m.</b>
Florida State at Tulane	7 p.m.
<b>Monday, Nov. 12</b>	
Austin Peay at USF	7 p.m.
<b>Tuesday, Nov. 13</b>	
Memphis at LSU	TBD
Georgia at Temple	7 p.m.
Coastal Carolina at Tulane	8 p.m.
<b>Wednesday, Nov. 14</b>	
Rice at Houston	8 p.m.
Western Carolina at SMU	8 p.m.
<b>Thursday, Nov. 15</b>	
UCF at Cal State Fullerton (2)	1:30 p.m. (ESPN3)
Wichita State at Davidson (3)	7 p.m. (ESPN3)
UConn at Syracuse (4)	7 p.m. (ESPN2)
<b>Friday, Nov. 16</b>	
UCF vs. Saint Joseph's/Wake Forest (2)	TBD (ESPN2/ESPNU)
Wichita State vs. App. State/Purdue (3)	TBD (ESPNU)
UConn vs. Iowa/Oregon (4)	TBD (ESPN2/ESPNU)
Cal Baptist at Tulsa	1 p.m.
USF vs. Ohio (5)	4:30 p.m. (CBSSN)
Loyola (Md.) at Temple	7 p.m.
<b>ECU at Georgia Tech</b>	<b>7:30 p.m. (ACCNE)</b>
<b>Saturday, Nov. 17</b>	
Yale at Memphis	TBD
<b>Sunday, Nov. 18</b>	
Lipscomb at SMU	TBD
UCF vs. TBD (2)	TBD (ESPN2/ESPNU)
Wichita State vs. TBD (3)	TBD (ESPN2/ESPNU)
USF vs. Georgetown (5)	Noon (CBSSN)
<b>Monday, Nov. 19</b>	
Tulane at South Dakota State (6)	11 a.m.
<b>Texas-Rio Grande Valley at ECU</b>	<b>7 p.m.</b>
Northwestern State at Houston	8 p.m.

Little Rock at Tulsa	8 p.m.
Temple vs. VCU (7)	9:30 p.m. (ESPN3)
<b>Tuesday, Nov. 20</b>	
Tulane vs. UC Irvine/UTSA (6)	TBD
Temple vs. California/St. John's (7)	TBD (ESPN2/ESPNU)
SMU vs. Bradley (8)	6 p.m. (CBSSN)
Cornell at UConn	7 p.m.
<b>Wednesday, Nov. 21</b>	
Tulane vs. TBD (6)	TBD
SMU vs. Penn State/Wright State (8)	TBD (CBSSN)
<b>Prairie View A&amp;M at ECU</b>	<b>7 p.m.</b>
Florida A&M at USF	7 p.m.
<b>Thursday, Nov. 22</b>	
Tulsa vs. Nevada (9)	4 p.m. (FS1)
Memphis vs. Oklahoma State (10)	4 p.m. (ESPN/ESPN2)
<b>Friday, Nov. 23</b>	
Tulsa vs. UMass/Southern Illinois (9)	TBD (FS1)
Memphis vs. Canisius/Villanova (10)	TBD
Cincinnati vs. George Mason (11)	7 p.m. (CBSSN)
<b>Saturday, Nov. 24</b>	
Houston at BYU	TBD
New Hampshire at UConn	Noon
The Citadel at USF	2 p.m.
<b>High Point at ECU</b>	<b>5 p.m.</b>
Northern Kentucky at UCF	6 p.m.
<b>Sunday, Nov. 25</b>	
Memphis vs. TBD (10)	TBD
Rice at Wichita State	3 p.m.
<b>Tuesday, Nov. 27</b>	
UMass Lowell at UConn	7 p.m.
<b>ECU at UNC Wilmington</b>	<b>7 p.m.</b>
Lamar at SMU	8 p.m.
UT Arlington at Tulsa	8 p.m.
Temple at Missouri	9 p.m.
<b>Wednesday, Nov. 28</b>	
Georgia State at Tulane	1 p.m.
Stetson at USF	7 p.m.
Texas-Rio Grande Valley at Houston	8 p.m.
<b>Thursday, Nov. 29</b>	
Alabama at UCF	7 p.m. (ESPNU)
McNeese State at SMU	8 p.m.
<b>Friday, Nov. 30</b>	
<b>ECU at Appalachian State</b>	<b>7 p.m.</b>
Colgate at USF	8:30 p.m.
<b>Saturday, Dec. 1</b>	
Southeastern Louisiana at Tulane	TBD
Tulsa at Utah	TBD
Memphis vs. Texas Tech (11)	2:30 p.m. (ESPNU)
Temple at Saint Joseph's	5:30 p.m. (NBCSN)
Baylor at Wichita State	8 p.m. (CBSSN)
Oregon at Houston	9 p.m. (ESPN2)
<b>Sunday, Dec. 2</b>	
Arizona at UConn	1 p.m. (ESPN2)
UCF at Missouri	3 p.m. (ESPNU)
Oral Roberts at SMU	3 p.m.
<b>Maryland Eastern Shore at ECU</b>	<b>4 p.m.</b>
<b>Wednesday, Dec. 4</b>	
Lamar at Houston	8 p.m.
South Dakota State at Memphis	8 p.m.

<b>Thursday, Dec. 5</b>	
Lafayette at UConn	7 p.m.
UT Martin at Tulane	8 p.m.
Oklahoma State at Tulsa	8 p.m. (CBSSN)
Temple at Villanova	8:30 p.m. (FS1)
TCU at SMU	10 p.m. (ESPNU)
<b>Saturday, Dec. 8</b>	
UAB at Memphis	TBD
Wichita State vs. Oklahoma	TBD
Grambling State at UCF	1 p.m.
Houston at Oklahoma State	4 p.m.
Tulane at South Alabama	4 p.m.
Kansas State vs. Tulsa	4:30 p.m. (CBSSN)
UConn vs. Florida State (12)	6:30 p.m. (ESPN2)
<b>Sunday, Dec. 9</b>	
USF at Charlotte	TBD
<b>Tuesday, Dec. 11</b>	
Georgia Southern at UCF	7 p.m.
<b>Wednesday, Dec. 12</b>	
UMass at Temple	7 p.m.
Jacksonville State at Wichita State	8 p.m.
LSU at Houston	9 p.m. (ESPN2)
<b>Thursday, Dec. 13</b>	
New Orleans at Tulsa	8 p.m.
<b>Saturday, Dec. 15</b>	
Cincinnati at Mississippi State	TBD
Manhattan at UConn	TBD
Tennessee at Memphis	Noon (ESPN2)
SMU at Georgetown	Noon FS1
Appalachian State at USF	1 p.m.
Temple vs. Davidson (13)	4:30 p.m.
Southern Miss at Wichita State	5:30 p.m. (CBSSN)
<b>Sunday, Dec. 16</b>	
Stetson at UCF	3 p.m.
Saint Louis at Houston	3 p.m.
Tulsa at Dayton (14)	3:30 p.m. (CBSSN)
<b>Monday, Dec. 17</b>	
Texas Southern at Tulane	8 p.m.
<b>Tuesday, Dec. 18</b>	
<b>ECU at Charlotte</b>	<b>TBD</b>
USF at FIU	TBD
Drexel at UConn	7 p.m.
<b>Wednesday, Dec. 19</b>	
Little Rock at Memphis	8 p.m.
Oral Roberts at Wichita State	8 p.m.
UCLA at Cincinnati	9 p.m. (ESPN2)
<b>Thursday, Dec. 20</b>	
Utah State at Houston	8 p.m.
<b>Friday, Dec. 21</b>	
Tulane vs. Towson (15)	5 p.m.
Illinois State at UCF	7 p.m.
Alcorn State at USF	7 p.m.
<b>Saturday, Dec. 22</b>	
Tennessee State at Memphis	TBD
Cornell at SMU	TBD
UConn at Alabama A&M/La Salle (15)	TBD
Tulane vs. Villanova (16)	12:30 p.m. (CBS)
Temple at Drexel	1 p.m.
Wichita State at VCU	4 p.m. (ESPN2)
Tulsa at Oral Roberts	8 p.m.

<b>Sunday, Dec. 23</b>		
Coppin State at Houston		TBD
<b>Friday, Dec. 28</b>		
<b>North Carolina A&amp;T at ECU</b>	<b>7 p.m.</b>	
<b>Saturday, Dec. 29</b>		
NJIT at Houston		TBD
Fairleigh Dickinson at USF		1 p.m.
Florida A&M at Memphis		3 p.m.
<b>Wednesday, Jan. 2</b>		
⚡ Tulane at Cincinnati	6:30 p.m. (CBSSN)	
⚡ Temple at UCF	7 p.m. (ESPNNEWS)	
⚡ <b>ECU at SMU</b>	<b>8 p.m. (ESPN3)</b>	
⚡ Tulsa at Houston	8 p.m. (ESPN3)	
⚡ UConn at USF	8:30 p.m. (CBSSN)	
<b>Thursday, Jan. 3</b>		
⚡ Wichita State at Memphis	9:30 p.m. (CBSSN)	
<b>Friday, Jan. 4</b>		
⚡ SMU at Tulane	7 p.m. (ESPN2)	
<b>Saturday, Jan. 5</b>		
⚡ UCF at UConn	Noon (ESPNNEWS)	
⚡ <b>Cincinnati at ECU</b>	<b>1 p.m. (CBSSN)</b>	
⚡ USF at Tulsa	6 p.m. (ESPNU)	
<b>Sunday, Jan. 6</b>		
⚡ Temple at Wichita State	4 p.m. (ESPNNEWS)	
⚡ Memphis at Houston	6 p.m. (ESPNNEWS)	
<b>Wednesday, Jan. 9</b>		
⚡ Tulane at USF	7 p.m. (ESPN3)	
⚡ Houston at Temple	7 p.m. (ESPNNEWS)	
<b>Thursday, Jan. 10</b>		
⚡ SMU at UConn	7 p.m. (CBSSN)	
⚡ Cincinnati at Tulsa	7 p.m. (ESPN/ESPN2)	
⚡ <b>ECU at Memphis</b>	<b>9 p.m. (ESPN/ESPN2/ESPNU)</b>	
⚡ USF at Temple	2 p.m. (ESPNU)	
⚡ Tulsa at SMU	6 p.m. (ESPN2/ESPNU)	
⚡ UConn at Cincinnati	8 p.m. (ESPN2/ESPNU)	
⚡ Wichita State at Houston	8 p.m. (CBSSN)	
<b>Sunday, Jan. 13</b>		
⚡ <b>ECU at UCF</b>	<b>4 p.m. (ESPNU)</b>	
⚡ Memphis at Tulane	6 p.m. (ESPNU)	
<b>Tuesday, Jan. 15</b>		
⚡ USF at Cincinnati	7 p.m. (ESPNNEWS)	
<b>Wednesday, Jan. 16</b>		
⚡ <b>Temple at ECU</b>	<b>7 p.m. (ESPN3)</b>	
⚡ UConn at Tulsa	7 p.m. (ESPNNEWS)	
⚡ Houston at SMU	9 p.m. (ESPNNEWS)	
⚡ UCF at Wichita State	10 p.m. (CBSSN)	
<b>Saturday, Jan. 19</b>		
⚡ Tulsa at UCF	Noon (ESPNU)	
⚡ Cincinnati at Wichita State	2 p.m. (CBS)	
⚡ SMU at Memphis	4 p.m. (ESPN2/ESPNU)	
Penn at Temple	5 p.m. (CBSSN)	
⚡ Tulane at UConn	7:30 p.m. (CBSSN)	
⚡ Houston at USF	8 p.m. (ESPNU)	
<b>Tuesday, Jan. 22</b>		
⚡ Wichita State at USF	8 p.m. (CBSSN)	
<b>Wednesday, Jan. 23</b>		
⚡ <b>ECU at Houston</b>	<b>8 p.m. (ESPN3)</b>	
⚡ UCF at Tulane	8 p.m. (ESPN3)	
<b>Thursday, Jan. 24</b>		
⚡ Tulsa at Cincinnati	7 p.m. (ESPN/ESPN2)	
⚡ Memphis at Temple	7 p.m. (CBSSN)	

<b>Saturday, Jan. 26</b>		
⚡ <b>USF at ECU</b>	<b>4 p.m. (ESPNU)</b>	
⚡ Wichita State at UConn	6 p.m. (CBSSN)	
⚡ Tulane at SMU	6 p.m. (ESPNU)	
<b>Sunday, Jan. 27</b>		
⚡ Cincinnati at Temple	Noon (CBSSN)	
⚡ Houston at Tulsa	2 p.m. (ESPNNEWS)	
⚡ UCF at Memphis	4 p.m. (CBSSN)	
<b>Wednesday, Jan. 30</b>		
⚡ Memphis at Tulsa	8 p.m. (ESPNNEWS)	
⚡ SMU at Wichita State	9 p.m. (ESPN2/ESPNU)	
<b>Thursday, Jan. 31</b>		
⚡ <b>Tulane at ECU</b>	<b>7 p.m. (ESPN2/ESPNU)</b>	
⚡ Temple at Houston	7 p.m. (ESPN/ESPN2/ESPNU)	
⚡ UConn at UCF	9 p.m. (ESPN2/ESPNU)	
<b>Saturday, Feb. 2</b>		
⚡ Memphis at USF	Noon (ESPN2/ESPNU)	
⚡ Tulsa at Wichita State	2 p.m. (ESPN2/ESPNU)	
⚡ Temple at Tulane	6 p.m. (ESPN3)	
⚡ SMU at Cincinnati	8 p.m. (CBSSN)	
<b>Sunday, Feb. 3</b>		
⚡ <b>ECU at UConn</b>	<b>2 p.m. (ESPNNEWS)</b>	
<b>Wednesday, Feb. 6</b>		
⚡ UConn at Temple	6 p.m. (CBSSN)	
⚡ <b>Wichita State at ECU</b>	<b>7 p.m. (ESPNNEWS)</b>	
<b>Thursday, Feb. 7</b>		
⚡ Houston at UCF	7 p.m. (CBSSN)	
⚡ Cincinnati at Memphis	7 p.m. (ESPN/ESPN2)	
⚡ USF at SMU	9 p.m. (ESPN2/ESPNU)	
<b>Saturday, Feb. 9</b>		
⚡ Temple at Tulsa	Noon (ESPN2/ESPNU)	
⚡ Tulane at Wichita State	8 p.m. (ESPN2/ESPNU)	
<b>Sunday, Feb. 10</b>		
⚡ UConn at Memphis	2 p.m. (CBSSN)	
⚡ UCF at SMU	2 p.m. (ESPNNEWS)	
⚡ Cincinnati at Houston	4 p.m. (ESPN)	
⚡ <b>ECU at USF</b>	<b>5:30 p.m. (ESPN3)</b>	
<b>Wednesday, Feb. 13</b>		
⚡ USF at UCF	7 p.m. (ESPNNEWS)	
⚡ <b>Memphis at ECU</b>	<b>7 p.m. (ESPN3)</b>	
⚡ SMU at Temple	7 p.m. (ESPN3)	
<b>Thursday, Feb. 14</b>		
⚡ Houston at UConn	7 p.m. (ESPN/ESPN2)	
⚡ Tulsa at Tulane	9 p.m. (ESPN2/ESPNU)	
<b>Saturday, Feb. 16</b>		
⚡ Memphis at UCF	6 p.m. (ESPN2/ESPNU)	
⚡ Temple at USF	6 p.m. (ESPN2/ESPNU)	
<b>Sunday, Feb. 17</b>		
⚡ Wichita State at Cincinnati	1 p.m. (ESPN)	
⚡ <b>Tulsa at ECU</b>	<b>2 p.m. (ESPN3)</b>	
⚡ Houston at Tulane	2 p.m. (CBSSN)	
<b>Wednesday, Feb. 20</b>		
⚡ Tulane at Memphis	7 p.m. (ESPN2/ESPNU)	
⚡ Wichita State at Tulsa	9 p.m. (ESPN2/ESPNU)	
<b>Thursday, Feb. 21</b>		
⚡ UCF at Cincinnati	7 p.m. (ESPN/ESPN2)	
⚡ UConn at SMU	9 p.m. (ESPN/ESPN2)	
<b>Saturday, Feb. 23</b>		
⚡ Tulsa at Temple	Noon (ESPN/ESPN2/ESPNU)	
⚡ USF at Houston	6 p.m. (ESPN2/ESPNU)	
⚡ <b>ECU at Tulane</b>	<b>8 p.m. (ESPN2/ESPNU)</b>	
⚡ Memphis at Wichita State	8 p.m. (ESPN2/ESPNU)	

<b>Sunday, Feb. 24</b>		
⚡ SMU at UCF	Noon (CBSSN)	
⚡ Cincinnati at UConn	2 p.m. (ESPN)	
<b>Tuesday, Feb. 26</b>		
⚡ Temple at Memphis	9 p.m. (ESPNU)	
<b>Wednesday, Feb. 27</b>		
⚡ <b>Houston at ECU</b>	<b>7 p.m. (ESPN3)</b>	
⚡ UCF at USF	7 p.m. (ESPN3)	
⚡ Cincinnati at SMU	9 p.m. (CBSSN)	
<b>Thursday, Feb. 28</b>		
⚡ UConn at Wichita State	7 p.m. (ESPN/ESPN2)	
⚡ Tulane at Tulsa	9 p.m. (ESPN2/ESPNU)	
<b>Saturday, Mar. 2</b>		
⚡ UCF at Houston	4 p.m. (ESPN/ESPN2/ESPNU)	
⚡ Memphis at Cincinnati	8 p.m. (ESPN2/ESPNU)	
<b>Sunday, Mar. 3</b>		
⚡ USF at UConn	Noon (CBSSN)	
⚡ Wichita State at SMU	2 p.m. (CBSSN)	
⚡ Tulane at Temple	2 p.m. (ESPNU)	
⚡ <b>ECU at Tulsa</b>	<b>4 p.m. (ESPNU)</b>	
<b>Tuesday, Mar. 5</b>		
⚡ <b>ECU at Wichita State</b>	<b>9 p.m. (CBSSN)</b>	
<b>Wednesday, Mar. 6</b>		
⚡ USF at Tulane	8 p.m. (ESPN3)	
<b>Thursday, Mar. 7</b>		
⚡ Cincinnati at UCF	7 p.m. (ESPN/ESPN2)	
⚡ Temple at UConn	7 p.m. (CBSSN)	
⚡ SMU at Houston	9 p.m. (ESPN2/ESPNU)	
<b>Saturday, Mar. 9</b>		
⚡ UCF at Temple	4 p.m. (ESPN2)/(ESPNNEWS)	
⚡ Wichita State at Tulane	8:30 p.m. (CBSSN)	
⚡ Tulsa at Memphis	9:30 p.m. (ESPNU)	
<b>Sunday, Mar. 10</b>		
⚡ Houston at Cincinnati	Noon (CBS)	
⚡ <b>UConn at ECU</b>	<b>2 p.m. (ESPNU)</b>	
⚡ SMU at USF	4 p.m. (ESPNU)	

⚡ – American Athletic Conference game  
 1 – Veterans Classic (Alumni Hall, Annapolis, Md.)  
 2 – Myrtle Beach Invitational (HTC Center Conway, S.C.)  
 3 – Charleston Classic (TD Arena, Charleston, S.C.)  
 4 – 2K Empire Classic (Madison Square Garden, New York, N.Y.)  
 5 – Jamaica Classic (Montego Bay, Jamaica)  
 6 – Gulf Coast Showcase (Hertz Arena, Estero, Fla.)  
 7 – Legends Classic (Barclays Center, Brooklyn, N.Y.)  
 8 – Cancun Challenge (Hard Rock Riviera Maya, Cancun, Mexico)  
 9 – Continental Tire Las Vegas Holiday Invitational (Las Vegas, Nev.)  
 10 – AdvoCare Invitational (HP Fieldhouse, Orlando, Fla.)  
 11 – Hoophall Miami Invitational (American Airlines Arena, Miami, Fla.)  
 12 – Never Forget Tribute Classic (Prudential Center, Newark, N.J.)  
 13 – Atlantic City, N.J.)  
 14 – Basketball Hall of Fame Holiday Showcase (Mohegan Sun, Uncasville, Conn.)  
 15 – Battle at the Boardwalk (Boardwalk Hall, Atlantic City, N.J.)  
 16 – Madison Square Garden, New York, N.Y.)

Games aired on an ESPN network will also be available through the ESPN App, accessible on computers, smartphones, tablets and connected devices to fans who receive their video subscription from an affiliated provider.

# 2019 American Basketball Championship



The American Athletic Conference Men's Basketball Championship will be played March 14-17, 2019 (Thursday to Sunday) at the FedExForum in Memphis.

FedExForum hosted the inaugural American Athletic Conference Championship in 2014.

"We are pleased to be returning to Memphis and FedExForum for our Conference Championship," American Athletic Conference Commissioner Mike Aresco said. "The City of Memphis graciously welcomed us for our first-ever league tournament in 2014 and our student-athletes, coaches and fans experienced a first-class weekend. This is a great basketball town that supports and appreciates the sport.

All 12 American Athletic Conference schools will participate in the 2019 championship. The format calls for four first-round games on the first day, followed by four quarterfinal matchups, two semifinal contests and the championship game. The ESPN family of networks again will provide television and digital coverage of the tournament.

The tournament begins Thursday, March 8 with matchups between the No. 9 and No. 8 seeds, No. 5 and No. 12 seeds, No. 10 and No. 7 seeds and No. 11 and No. 6 seeds. The winners will advance to meet the first, second, third and fourth seeds, respectively, on Friday.

## Championship Schedule

### Thursday, March 14

#### FIRST ROUND

- Game 1 – No. 8 vs. No. 9
- Game 2 – No. 5 vs. No. 12
- Game 3 – No. 7 vs. No. 10
- Game 4 – No. 6 vs. No. 11

### Friday, March 15

#### QUARTERFINALS

- Game 5 – No. 1 vs. Winner Game 1
- Game 6 – No. 4 vs. Winner Game 2
- Game 7 – No. 2 vs. Winner Game 3
- Game 8 – No. 3 vs. Winner Game 4

### Saturday, March 16

#### SEMIFINALS


- Game 9 – Winner Game 5 vs. Winner Game 6
- Game 10 – Winner Game 7 vs. Winner Game 8

### Sunday, March 17

#### CHAMPIONSHIP (ESPN)

- Game 11 – Winner Game 9 vs. Winner Game 10

# Season Review





# Season Notebook

## ■ ECU Suffers Fourth Straight Losing Season

- ECU finished with an overall record of 10-20 and a mark of 4-14 in the American Athletic Conference, finishing in 11th place. The Pirates opened the season with a 2-4 record, but won four of their final five non-conference games under interim head coach Michael Perry.
- The Pirates closed the season with six consecutive losses.

## ■ Coach Jeff Lebo Resigns In Late November

- ECU Head Coach Jeff Lebo resigned from his post on Nov. 29, 2017 following a 2-4 start. Assistant coach Michael Perry was tabbed as interim head coach for the remainder of the season.
- Lebo compiled 116 victories during his seven-plus seasons at the helm of the ECU program making him the winningest coach during the school's NCAA Division I era, which dates back to 1965, and second-most all-time.
- Under his guidance, the Pirates recorded their first-ever 20-win season as a Division I institution, received three postseason tournament invitations and captured the 2013 CIT postseason tournament title.
- He missed the final 14 games of the 2016-17 season after undergoing hip replacement surgery on Jan. 16.

## ■ Williams Named American Rookie-Of-The-Year



- ECU redshirt freshman Shawn Williams was named the 2017-18 American Athletic Conference Rookie-Of-The-Year by a vote of the league's 12 head coaches. He was also a unanimous all-rookie team selection.
- For the season, Williams averaged 12.4 points and 2.4 3-point field goals made per game. He connected on 36.7 percent of his 3-point field goal attempts, knocking down 72-of-196 shots outside the arc.
- Williams led The American in free throw shooting (.878), ranked third in 3-point field goals made per game, 11th in 3-point percentage and 20th in scoring.
- During conference play, he ranked first in free throw percentage (.902), second in 3-point field goals made per game (3.1), ninth in scoring (14.6) and 11th in 3-point field goal percentage (.387).
- He led all conference freshmen in scoring, 3-point field goals per game and 3-point field goal percentage both overall and in conference play.
- Williams was the only freshman in the league to score 30 points in a game.
- He was named The American Rookie-of-the-Week four times.

## ■ Tyson Finishes Career Among ECU's All-Time Best



- Senior B.J. Tyson finished his career ranked No. 5 all-time at ECU in scoring with 1,570 points and second all-time in the American Athletic Conference.
- He also finished ranked among the school's all-time Top 10 in field goals made (3rd), free throws made (5th), games played (6th), assists (10th) and steals (10th).
- Tyson is one of only six players in school history to score more than 1,500 points.
- He played in 120 games and averaged 13.1 points and 3.9 rebounds per contest.
- Tyson ranked among the Top-11 in The American in scoring three times and was named to the league's all-rookie team in 2015.

## ■ Barkley Reaches Two Milestones In One Night

- Junior Kentrell Barkley further etched his name into the ECU record book on Feb. 3 versus Memphis, joining the list of 1,000 point scorers and 600 rebounders.
- Barkley became the 31st player in school history to reach 1,000 career points by scoring 19 points against Memphis after entering the game 17 points shy of the millennial mark.
- He also entered the game 12 rebounds short of 600 for his career and grabbed 13 to become the 15th player in ECU history to reach the mark.
- Earlier in the season Barkley tied the ECU record and American Athletic Conference record for steals in a game with seven against USF on Jan. 17.
- Barkley was suspended for the final four games of the season for conduct detrimental to the team.
- Barkley is the only player in school history with more than 1,000 points, 600 rebounds and 200 assists during his career.

## ■ Resounding League Win

- ECU's 38-point victory over USF on Jan. 17 was its largest margin of victory in a conference game since defeating VMI, 108-66, when both were in the Southern Conference in 1970.
- It was the Pirates' first 30-point win in a league game since beating James Madison 90-60 as a member of the CAA in 1998.
- The win tied for the sixth-largest margin of victory over a Division I opponent in school history and largest margin of victory over a DI foe since 2008 when ECU defeat UNC Greensboro by 44 (97-53).





## *Fleming Records Program's First Triple-Double*

- Junior Isaac Fleming recorded the first triple-double in ECU history with 11 points, 10 rebounds and 11 assists against Memphis on Feb. 3. His 11 assists matched his career-high and he grabbed double-digit rebounds for the first time in his career.
- Fifteen days later, Fleming recorded another triple-double with 13 points, 10 rebounds and 10 assists at home against UCONN. He is

owner of the only two triple-doubles in ECU history and two of the four in The American. He is the only player in league history to register a triple-double in a conference game and he has done it twice.

- Fleming was one of two players nationally to record multiple triple-doubles during the season along with Marshall's Jon Elmore, who also had two.

## ■ Comeback Gets ECU Over The Hump

- The Pirates rallied from 17 points down in the second half, 51-34, to defeat Campbell, 69-66, on Dec. 4, 2017. It tied for the fourth-largest come from behind victory at ECU since 1981.
- ECU overcame a 12-point halftime deficit, 42-30, to match the third-largest halftime deficit overcome since 1968.
- ECU overcame double digit deficits to win five times this season. The Pirates rallied from behind to beat Cleveland State (-10), UNCW (-10), Campbell (-17), Grambling State (-12) and USF (-10).

## ■ Lots Of Lineups

- ECU used nine different starting lineups throughout the season with the most-often used starting five consisting of Fleming, Tyson, Barkley, Dimitrije Spasojevic and Jabari Craig. The unit began the game together 15 times.
- Tyson was the only player to start all 30 games. Fleming was second with 28 followed by Spasojevic (25), Craig (22) and Barkley (21).
- Six starting lineups were used just once.

## ■ LeDay Given Sixth Year

- Junior Seth LeDay was forced to sit out the 2017-18 season after transferring from Virginia Tech according to an NCAA ruling. However, he was granted a sixth-year of eligibility and will be able to play in the 2018-19 and 2019-20 seasons.

- LeDay played at Seminole State College in Seminole, Okla. during his freshmen season (2014-15) and then at Northwest Mississippi Community College as a sophomore (2015-16) before transferring to Virginia Tech (2016-17).

## ■ Underclassmen Depart

- In addition to its three seniors, four underclassmen that were on the roster at the start of the season are no longer with the program: juniors Kentrell Barkley and Usman Haruna along with sophomores Jeremy Sheppard and Raquan Wilkins.

## ■ Academic Notes

- Jabari Craig, Kevin Davis, Addison Hill, Justin Obasohan, Dimitrije Spasojevic, Justin Whatley, and John Whitley were each named to The American All-Academic Team.
- Obasohan was named the the NABC Honors Court.
- B.J. Tyson and Jabari Craig each received their bachelor degrees. Tyson completed his academic requirements and received his degree in recreation and park management in December, while Craig earned his degree in communication during spring commencement ceremonies.

# Game-By-Game Results/Leaders

Record:	Overall	Home	Away	Neutral
All Games	10-20	8-11	2-8	0-1
The American	4-14	2-7	2-7	0-0
Non-Conference	6-6	6-4	0-1	0-1

Date	Opponent	Result	Score	Attend.	High Points	High Rebounds	High Assists
11/12/17	COPPIN STATE	W	76-50	3228	(14) Shawn Williams (14) Kentrell Barkley	(7) Kentrell Barkley	(4) Isaac Fleming
11/15/17	RADFORD	L	66-73	3384	(16) B.J. Tyson	(11) Jabari Craig	(7) Isaac Fleming
11/17/17	CENTRAL CONNECTICUT	L	68-79	3042	(19) B.J. Tyson (19) Kentrell Barkley	(7) Dimitrije Spasojevic	(4) Kentrell Barkley (4) Isaac Fleming
11/20/17	CLEVELAND STATE	W	72-69	2907	(25) B.J. Tyson	(7) Dimitrije Spasojevic (7) Jabari Craig	(11) Isaac Fleming
11/24/17	at Rutgers	L	47-61	4336	(14) Jabari Craig (14) Isaac Fleming	(13) Dimitrije Spasojevic	(2) Kentrell Barkley (2) B.J. Tyson
11/26/17	NORTH CAROLINA A&T	L	81-87	3373	(23) Isaac Fleming	(11) Kentrell Barkley	(5) Kentrell Barkley
11/30/17	UNCW	Wot	93-88	3373	(30) B.J. Tyson	(14) Jabari Craig	(3) Isaac Fleming
12/02/17	DELAWARE STATE	W	63-57	3195	(17) Isaac Fleming (17) Kentrell Barkley	(14) Kentrell Barkley	(4) Isaac Fleming
12/4/17	CAMPBELL	W	69-66	2980	(19) Isaac Fleming	(8) Jabari Craig	(4) Isaac Fleming
12/18/17	CHARLOTTE	L	50-69	3162	(14) Isaac Fleming	(12) Kentrell Barkley	(6) Isaac Fleming
12/21/17	GRAMBLING	W	76-68	3302	(20) B.J. Tyson	(7) K.J. Davis (7) Dimitrije Spasojevic	(3) B.J. Tyson (3) Isaac Fleming
12/28/17	*at Tulsa	L	53-79	4133	(17) B.J. Tyson	(10) B.J. Tyson	(8) Isaac Fleming
12/31/17	*UCF	L	39-59	2946	(13) B.J. Tyson	(7) B.J. Tyson (7) Usman Haruna	(3) Isaac Fleming
01/03/18	*at USF	W	67-65	2148	(16) Kentrell Barkley	(8) Jabari Craig	(6) Isaac Fleming
01/06/18	*at UCONN	L	65-70	6717	(21) B.J. Tyson	(7) Kentrell Barkley (7) B.J. Tyson	(6) Isaac Fleming
01/11/18	*WICHITA STATE	L	60-95	5539	(16) B.J. Tyson	(6) Dimitrije Spasojevic	(3) Isaac Fleming
01/14/18	*HOUSTON	L	49-65	3549	(17) Shawn Williams	(9) Kentrell Barkley	(4) B.J. Tyson
01/17/18	*USF	W	90-52	2857	(22) Shawn Williams	(10) Kentrell Barkley	(10) Isaac Fleming
01/20/18	*at Cincinnati	L	60-86	8879	(15) Isaac Fleming (15) Shawn Williams	(8) Kentrell Barkley	(3) Kentrell Barkley
01/28/18	*at SMU	L	61-86	6544	(17) Isaac Fleming	(5) K.J. Davis	(7) B.J. Tyson
01/31/18	*TULANE	Lot	69-71	3072	(15) Shawn Williams	(18) Kentrell Barkley	(5) Isaac Fleming
02/03/18	*MEMPHIS	Wot	88-85	3338	(30) Shawn Williams	(13) Kentrell Barkley	(11) Isaac Fleming
02/07/18	*at Temple	L	73-90	5282	(20) Kentrell Barkley	(9) Kentrell Barkley (9) Isaac Fleming	(4) B.J. Tyson (4) Isaac Fleming
02/14/18	*at Tulane	W	82-80	1098	(29) Shawn Williams	(12) Aaron Jackson	(3) Isaac Fleming (3) Shawn Williams
02/18/18	*UCONN	L	80-84	4524	(26) Shawn Williams	(10) Isaac Fleming	(10) Isaac Fleming
02/22/18	*SMU	L	58-77	2923	(21) Isaac Fleming	(8) Isaac Fleming	(5) Shawn Williams
02/25/18	*at Houston	L	58-109	3602	(24) B.J. Tyson	(6) Isaac Fleming	(5) B.J. Tyson
03/01/18	*TULSA	L	58-72	3205	(18) B.J. Tyson	(8) Aaron Jackson	(6) Isaac Fleming
03/04/18	*at Memphis	L	70-90	6474	(17) Shawn Williams	(5) B.J. Tyson	(6) Isaac Fleming
03/08/18	#vs UCF	L	52-66	7918	(17) Shawn Williams	(8) Jabari Craig	(6) Shawn Williams

\* = American Athletic Conference game # = The American Basketball Championship (Orlando, Fla.) HOME GAMES IN ALL CAPS

Attendance Summary	Games	Totals	Avg/Game
Home	19	63,899	3,363
Away	10	49,213	4,921
Neutral	1	7,918	7,918
<b>Total</b>	<b>30</b>	<b>121,030</b>	<b>4,034</b>

# Final Statistics

## ■ All Games (10-20 Overall, 8-11 Home, 2-8 Away, 0-1 Neutral)

Player	GP	GS	Min	Avg	Total			3-Pts			Rebounds														
					FG	FGA	Pct	3FG	FGA	Pct	FT	FTA	Pct	Off	Def	Tot	Avg	PF	FO	A	TO	Blk	Stl	Pts	Avg
B.J. Tyson	30	30	1093	36.4	162	394	.411	42	144	.292	82	99	.828	25	105	130	4.3	60	1	81	58	7	24	448	14.9
Isaac Fleming	30	28	962	32.1	144	324	.444	23	87	.264	64	97	.660	39	74	113	3.8	81	4	144	107	3	37	375	12.5
Shawn Williams	30	14	847	28.2	117	289	.405	72	196	.367	65	74	.878	3	46	49	1.6	44	0	51	49	0	14	371	12.4
Kentrell Barkley	23	21	741	32.2	103	224	.460	21	73	.288	49	76	.645	42	125	167	7.3	50	3	51	51	15	30	276	12.0
Dimitrije Spasojevic	30	25	717	23.9	82	145	.566	0	0	.000	19	46	.413	41	80	121	4.0	66	1	20	47	13	10	183	6.1
Jabari Craig	22	22	496	22.5	44	110	.400	0	1	.000	28	52	.538	47	86	133	6.0	66	3	11	34	24	4	116	5.3
K.J. Davis	26	1	277	10.7	30	91	.330	13	53	.245	7	18	.389	15	44	59	2.3	23	0	8	16	10	9	80	3.1
Justin Whatley	22	1	296	13.5	24	53	.453	4	14	.286	3	6	.500	12	23	35	1.6	51	1	8	22	4	6	55	2.5
Aaron Jackson	24	8	353	14.7	17	55	.309	7	28	.250	8	14	.571	16	34	50	2.1	38	1	8	19	1	7	49	2.0
Justice Obasohan	8	0	71	8.9	5	14	.357	0	1	.000	3	4	.750	1	8	9	1.1	9	0	2	5	9	3	13	1.6
Usman Haruna	24	0	208	8.7	12	22	.545	0	0	.000	1	8	.125	13	42	55	2.3	41	1	2	8	7	4	25	1.0
John Whitley	3	0	7	2.3	1	1	1.000	0	0	.000	0	0	.000	0	1	1	0.3	0	0	1	0	0	0	2	0.7
Addison Hill	6	0	7	1.2	0	1	.000	0	0	.000	0	0	.000	0	3	3	0.5	1	0	1	0	0	0	0	0.0
TEAM														38	57	95	3.2	0		15				0	
Total	30				741	1723	.430	182	597	.305	329	494	.666	292	728	1020	34.0	530	15	388	431	93	148	1993	66.4
Opponents	30				818	1808	.452	225	637	.353	385	562	.685	350	758	1108	36.9	481	6	476	359	102	199	2248	74.9

Score By Periods:	1st	2nd	OT	Total
ECU	930	1036	27	1993
Opponents	1089	1138	21	2248

Deadball Rebounds:	Off	Def	Total
ECU	69	18	87
Opponents	72	27	99

## ■ American Athletic Conference Games Only (4-14 overall, 2-7 Home, 2-7 Away)

Player	GP	GS	Min	Avg	Total		3-Pts			Rebounds				PF	FO	A	TO	Blk	Stl	Pts	Avg				
					FGA	Pct	3FG	FGA	Pct	FT	FTA	Pct	Off									Def	Tot	Avg	
B.J. Tyson	18	18	666	37.0	100	254	.394	22	90	.244	41	47	.872	13	62	75	4.2	40	1	49	32	3	16	263	14.6
Shawn Williams	18	13	580	32.2	85	196	.434	55	142	.387	37	41	.902	2	28	30	1.7	27	0	30	26	0	10	262	14.6
Isaac Fleming	18	16	588	32.7	84	196	.429	18	57	.316	26	38	.684	29	50	79	4.4	48	1	95	64	1	23	212	11.8
Kentrell Barkley	13	11	410	31.5	55	124	.444	14	45	.311	22	36	.611	27	71	98	7.5	27	3	30	29	8	18	146	11.2
Dimitrije Spasojevic	18	14	421	23.4	48	88	.545	0	0	.000	10	21	.476	15	44	59	3.3	37	0	12	25	9	5	106	5.9
Jabari Craig	10	10	185	18.5	17	36	.472	0	0	.000	7	12	.583	17	28	45	4.5	26	0	5	13	8	2	41	4.1
K.J. Davis	17	1	202	11.9	21	61	.344	10	37	.270	4	7	.571	8	33	41	2.4	16	0	7	12	9	7	56	3.3
Aaron Jackson	12	6	230	19.2	13	35	.371	5	16	.313	6	8	.750	10	23	33	2.8	16	0	5	11	1	5	37	3.1
Justin Whatley	12	1	170	14.2	15	34	.441	0	3	.000	1	2	.500	7	10	17	1.4	33	1	5	11	2	3	31	2.6
Justice Obasohan	6	0	64	10.7	4	11	.364	0	1	.000	3	4	.750	1	8	9	1.5	8	0	2	3	9	3	11	1.8
John Whitley	2	0	4	2.0	1	1	1.000	0	0	.000	0	0	.000	0	0	0	0.0	0	0	1	0	0	0	2	1.0
Usman Haruna	14	0	126	9.0	6	13	.462	0	0	.000	1	7	.143	5	25	30	2.1	22	0	0	5	1	2	13	0.9
Addison Hill	3	0	4	1.3	0	1	.000	0	0	.000	0	0	.000	0	1	1	0.3	0	0	0	0	0	0	0	0.0
TEAM														17	29	46	2.6	0		12				0	
Total	18				449	1050	.428	124	391	.317	158	223	.709	151	412	563	31.3	300	6	241	243	51	94	1180	66.6
Opponents	18				526	1098	.479	148	382	.387	215	316	.680	212	464	676	37.6	244	2	298	204	64	109	1415	78.6

Score By Periods:	1st	2nd	OT	Total
ECU	545	622	13	1180
Opponents	689	714	12	1415

Deadball Rebounds:	Off	Def	Total
ECU	33	11	44
Opponents	39	17	56

# Miscellaneous Statistics

## All Games

Category	ECU	OPP
<b>SCORING</b>	<b>1993</b>	<b>2248</b>
Points per game	66.4	74.9
Scoring margin	-8.5	-
<b>FIELD GOALS-ATT</b>	<b>741-1723</b>	<b>818-1808</b>
Field goal pct	.430	.452
<b>3 POINT FG-ATT</b>	<b>182-597</b>	<b>225-637</b>
3-point FG pct	.305	.353
3-pt FG made per game	6.1	7.5
<b>FREE THROWS-ATT</b>	<b>329-494</b>	<b>385-562</b>
Free throw pct	.666	.685
F-Throws made per game	11.0	12.8
<b>REBOUNDS</b>	<b>1020</b>	<b>1108</b>
Rebounds per game	34.0	36.9
Rebounding margin	-2.9	-
<b>ASSISTS</b>	<b>388</b>	<b>476</b>
Assists per game	12.9	15.9
<b>TURNOVERS</b>	<b>431</b>	<b>359</b>
Turnovers per game	14.4	12.0
Turnover margin	-2.4	-
Assist/turnover ratio	0.9	1.3
<b>STEALS</b>	<b>148</b>	<b>199</b>
Steals per game	4.9	6.6
<b>BLOCKS</b>	<b>93</b>	<b>102</b>
Blocks per game	3.1	3.4
<b>WINNING STREAK</b>	<b>0</b>	<b>-</b>
Home win streak	0	-
<b>ATTENDANCE</b>	<b>63899</b>	<b>57131</b>
Home games-Avg/Game	19-3363	10-4921
Neutral site-Avg/Game	-	1-7918

Score By Periods:	1st	2nd	OT	Total
ECU	930	1036	27	1993
Opponents	1089	1138	21	2248

## Double Figure Games

<b>Scoring:</b>	Tyson 23, Fleming 20, Williams 20, Barkley 16, Spasojevic 6, Craig 3, Davis 1, Jackson 1
<b>Rebounding:</b>	Barkley 6, Craig 3, Fleming 2, Jackson 1, Spasojevic 1, Tyson 1
<b>Assists:</b>	Fleming 4
<b>Triple-Doubles:</b>	Fleming 2
<b>Double-Doubles:</b>	Barkley 6, Fleming 3, Craig 1, Tyson 1
<b>30-Point Games:</b>	Tyson 1, Williams 1
<b>20-Point Games:</b>	Tyson 7, Williams 4, Fleming 3, Barkley 1

## Game Leaders

<b>Scoring:</b>	Tyson 11, Williams 10, Fleming 7, Barkley 5, Craig 1
<b>Rebounding:</b>	Barkley 11, Craig 6, Spasojevic 5, Tyson 4, Davis 2, Haruna 1, Jackson 1
<b>Assists:</b>	Fleming 22, Tyson 6, Barkley 4, Williams 1
<b>Steals:</b>	Fleming 17, Tyson 11, Barkley 8, Williams 5, Davis 4, Spasojevic 4, Jackson 2, Whatley 2, Haruna 1, Obasohan 1
<b>Blocks:</b>	Craig 11, Davis 4, Spasojevic 4, Barkley 3, Haruna 3, Fleming 2, Tyson 2, Whatley 2, Jackson 1, Obasohan 1

## American Athletic Conference Games

Category	ECU	OPP
<b>SCORING</b>	<b>1180</b>	<b>1415</b>
Points per game	65.6	78.6
Scoring margin	-13.1	-
<b>FIELD GOALS-ATT</b>	<b>449-1050</b>	<b>526-1098</b>
Field goal pct	.428	.479
<b>3 POINT FG-ATT</b>	<b>124-391</b>	<b>148-382</b>
3-point FG pct	.317	.387
3-pt FG made per game	6.9	8.2
<b>FREE THROWS-ATT</b>	<b>158-223</b>	<b>215-316</b>
Free throw pct	.709	.680
F-Throws made per game	8.8	11.9
<b>REBOUNDS</b>	<b>563</b>	<b>676</b>
Rebounds per game	31.3	37.6
Rebounding margin	-6.3	-
<b>ASSISTS</b>	<b>241</b>	<b>298</b>
Assists per game	13.4	16.6
<b>TURNOVERS</b>	<b>243</b>	<b>204</b>
Turnovers per game	13.5	11.3
Turnover margin	-2.2	-
Assist/turnover ratio	1.0	1.5
<b>STEALS</b>	<b>94</b>	<b>109</b>
Steals per game	5.2	6.1
<b>BLOCKS</b>	<b>51</b>	<b>64</b>
Blocks per game	2.8	3.6
<b>WINNING STREAK</b>	<b>0</b>	<b>-</b>
Home win streak	0	-
<b>ATTENDANCE</b>	<b>31953</b>	<b>44877</b>
Home games-Avg/Game	9-3350	9-4986
Neutral site-Avg/Game	-	0-0

Score By Periods:	1st	2nd	OT	Total
ECU	545	622	13	1180
Opponents	689	714	12	1415

## Pirate Starting Lineups (W-L)

Guard	Guard	F/G	Forward	Center	W-L
Fleming	Tyson	Barkley	Spasojevic	Craig	7-8
Fleming	Williams	Tyson	Barkley	Spasojevic	1-3
Fleming	Tyson	Jackson	Spasojevic	Craig	1-0
Williams	Tyson	Davis	Jackson	Whatley	1-0
Fleming	Williams	Tyson	Jackson	Spasojevic	0-3
Fleming	Williams	Tyson	Jackson	Craig	0-3
Fleming	Williams	Tyson	Spasojevic	Craig	0-1
Williams	Tyson	Barkley	Spasojevic	Craig	0-1
Fleming	Williams	Tyson	Barkley	Craig	0-1

## ECU's Record When...

Leading at halftime .....	7-2
Trailing at halftime .....	3-18
Out-rebounding opponent .....	4-2
Out-rebounded by opponent .....	2-17
Had fewer turnovers than opponent .....	5-4
Had more turnovers than opponent .....	5-14

# Points-Rebounds-Assists

Opponent	Fleming	Davis	Jackson	Whatley	Barkley	Tyson	Craig	Spasojevic	Haruna	Obasohan	Williams
COPPIN STATE	12-1-4	5-4-0	3-4-0	8-6-3	14-7-2	8-3-3	4-4-0	2-3-1	4-6-0	2-0-0	14-4-0
RADFORD	9-4-7	0-0-0	4-3-0	0-0-0	13-3-1	16-5-4	10-11-0	2-4-1	2-1-1	DNP	10-1-3
CENTRAL CONN. STATE	6-3-4	0-1-1	0-0-0	9-3-0	19-3-4	19-4-3	2-0-0	13-7-0	0-1-0	DNP	0-1-3
CLEVELAND STATE	8-2-11	3-0-0	0-0-0	7-3-0	14-5-2	25-5-5	6-7-0	8-7-1	DNP	DNP	1-1-1
at Rutgers	14-4-1	0-0-0	0-0-0	0-1-0	0-2-2	8-4-2	14-5-1	6-13-1	0-3-0	DNP	5-1-0
N.C. A&T	23-3-2	DNP	0-0-0	0-0-0	19-11-5	11-2-2	2-9-1	7-2-0	0-1-0	DNP	19-1-0
UNCW	21-3-3	DNP	0-1-1	0-1-0	9-5-0	30-6-2	8-14-2	10-6-0	0-1-0	DNP	15-0-0
DELAWARE STATE	17-6-4	0-0-0	0-2-0	0-3-0	17-14-2	9-4-2	3-11-1	3-3-1	2-3-0	DNP	12-2-1
CAMPBELL	19-3-4	DNP	0-0-0	0-0-0	14-7-2	16-7-3	9-8-1	6-4-1	DNP	DNP	5-3-3
CHARLOTTE	14-2-6	2-1-0	2-4-0	DNP	11-12-1	9-2-2	6-6-0	4-3-0	0-0-0	DNP	2-3-3
GRAMBLING STATE	18-3-3	7-7-0	0-2-2	DNP	DNP	20-6-3	4-5-0	16-7-1	2-6-1	0-0-0	9-0-1
at Tulsa	4-4-8	2-1-1	1-2-0	DNP	5-8-2	17-10-0	2-7-0	6-1-0	4-5-0	DNP	12-1-2
UCF	8-1-3	3-3-0	DNP	DNP	9-3-1	13-7-0	2-4-0	2-2-0	2-7-0	0-5-0	0-1-1
at USF	12-3-6	0-0-0	DNP	DNP	16-3-1	14-1-2	13-8-3	8-4-0	1-2-0	0-0-1	3-0-0
at UCONN	5-3-6	0-1-0	DNP	DNP	13-7-3	21-7-1	3-4-1	12-6-0	0-1-0	DNP	11-3-1
WICHITA STATE	5-1-3	0-0-0	DNP	DNP	14-4-0	16-4-2	1-3-1	10-6-2	0-0-0	9-3-1	5-2-2
HOUSTON	9-4-3	DNP	DNP	DNP	3-9-1	12-3-4	0-5-0	6-4-1	DNP	2-1-0	17-2-1
USF	10-3-10	3-0-0	3-1-0	0-2-0	18-10-7	11-2-2	7-7-0	10-3-2	4-5-0	0-0-0	22-0-0
at CIN	15-3-0	0-0-0	2-1-0	0-2-0	10-8-3	7-1-2	3-2-0	8-4-1	0-4-0	0-0-0	15-3-2
at SMU	17-1-5	4-5-0	2-3-2	8-0-0	5-3-2	7-4-7	DNP	4-2-0	0-0-0	DNP	14-1-2
TULANE	10-1-5	10-4-0	0-0-0	8-4-0	12-18-4	12-4-4	DNP	2-0-0	0-2-0	DNP	15-2-1
MEMPHIS	11-10-11	5-0-0	DNP	5-1-1	19-13-4	14-4-3	DNP	4-3-0	0-0-0	DNP	30-0-1
at Temple	17-9-4	2-6-1	3-1-0	0-1-0	20-9-1	12-4-4	DNP	6-3-1	0-1-0	DNP	13-2-0
at Tulane	18-3-3	4-1-0	2-12-0	4-2-1	DNP	22-3-2	DNP	3-4-1	0-0-0	DNP	29-2-3
UCONN	13-10-10	8-7-0	2-1-1	2-1-0	DNP	20-6-5	DNP	9-3-1	DNP	DNP	26-1-2
SMU	21-8-4	6-3-2	2-1-0	0-1-0	2-3-1	14-2-3	DNP	6-6-1	2-1-0	DNP	5-3-5
at Houston	13-6-2	0-2-2	1-1-0	4-1-2	DNP	24-1-5	DNP	2-1-1	0-2-0	DNP	14-2-3
TULSA	8-6-6	2-4-0	10-8-0	0-2-0	DNP	18-7-1	2-3-0	4-3-1	DNP	DNP	14-2-2
at Memphis	16-3-6	7-4-1	9-2-2	0-0-1	DNP	9-5-2	8-2-0	4-4-0	DNP	DNP	17-3-2
vs UCF	2-0-0	7-5-0	3-1-0	0-1-0	DNP	14-7-1	7-8-0	0-3-1	2-3-0	DNP	17-2-6



Jabari Craig



# Game-By-Game Team Statistics

Opponent	Result	Score	Total			3-Ptrs			FT	FTA	Pct	Rebounds			PF	A	TO	Blk	Stl	Pts
			FG	FGA	Pct	3FG	FGA	Pct				Off	Def	Tot						
COPPIN STATE	W	76-50	26	58	.448	4	18	.222	20	27	.741	10	37	47	18	14	15	3	3	76
RADFORD	L	66-73	22	58	.379	6	22	.273	16	20	.800	14	26	40	27	17	16	3	4	66
CENTRAL CONNECTICUT	L	68-79	26	58	.448	6	21	.286	10	16	.625	6	20	26	18	15	9	1	6	68
CLEVELAND STATE	W	72-69	27	52	.519	7	19	.368	11	25	.440	9	23	32	18	20	17	2	7	72
at Rutgers	L	47-61	19	49	.388	5	16	.313	4	11	.364	11	26	37	22	7	19	4	1	47
N.C. A&T	L	81-87	27	58	.466	7	16	.438	20	27	.741	8	22	30	26	10	16	3	4	81
UNCW	W(ot)	93-88	34	71	.479	5	19	.263	20	27	.741	14	30	44	17	8	10	6	2	93
DELAWARE STATE	W	63-57	22	55	.400	3	12	.250	16	25	.640	18	33	51	13	11	17	4	7	63
CAMPBELL	W	69-66	24	47	.511	4	13	.308	17	31	.548	9	27	36	15	14	15	6	3	69
CHARLOTTE	L	50-69	22	66	.333	2	21	.095	4	10	.400	16	23	39	13	12	18	4	6	50
GRAMBLING	W	76-68	24	52	.462	3	15	.200	25	40	.625	14	27	41	18	11	16	5	8	76
at Tulsa	L	53-79	21	66	.318	6	28	.214	5	7	.714	13	30	43	15	13	13	3	1	53
UCF	L	39-59	15	47	.319	2	14	.143	7	13	.538	6	27	33	22	5	21	6	7	39
at USF	W	67-65	24	53	.453	5	15	.333	14	19	.737	8	18	26	14	13	6	3	6	67
at UCONN	L	65-70	25	55	.455	5	20	.250	10	15	.667	10	24	34	18	12	21	4	9	65
WICHITA STATE	L	60-95	23	58	.397	4	18	.222	10	17	.588	8	18	26	16	11	15	2	5	60
HOUSTON	L	49-65	17	57	.298	6	23	.261	9	12	.750	12	24	36	11	10	12	2	6	49
USF	W	90-52	35	57	.614	11	19	.579	9	12	.750	8	25	33	14	22	14	5	11	90
at Cincinnati	L	60-86	25	59	.424	4	16	.250	6	11	.545	10	19	29	19	8	15	6	3	60
at SMU	L	61-86	24	56	.429	9	30	.300	4	4	1.000	7	17	24	11	18	13	3	2	61
TULANE	L(ot)	69-71	29	63	.460	4	21	.190	7	14	.500	10	27	37	19	14	18	1	9	69
MEMPHIS	W(ot)	88-85	31	63	.492	11	24	.458	15	17	.882	8	26	34	23	20	16	3	4	88
at Temple	L	73-90	30	67	.448	8	31	.258	5	8	.625	11	29	40	20	11	10	2	3	73
at Tulane	W	82-80	30	53	.566	9	16	.563	13	15	.867	5	24	29	18	10	11	0	1	82
UConn	L	80-84	28	58	.483	13	25	.520	11	13	.846	11	21	32	15	19	13	1	5	80
SMU	L	58-77	20	58	.345	8	29	.276	10	13	.769	10	20	30	16	16	13	6	6	58
at Houston	L	58-109	22	59	.373	6	21	.286	8	10	.800	4	13	17	10	15	12	0	5	58
TULSA	L	58-72	22	62	.355	8	25	.320	6	9	.667	7	29	36	19	10	10	3	3	58
at Memphis	L	70-90	28	59	.475	5	16	.313	9	14	.643	3	21	24	20	14	10	1	8	70
vs UCF	L	52-66	19	49	.388	6	14	.429	8	12	.667	12	22	34	25	8	20	1	3	52



B.J. Tyson and Shawn Williams

# Game-By-Game Opponent Statistics

Opponent	Result	Score	Total			3-Ptrs			FT	FTA	Pct	Rebounds			PF	A	TO	Blk	Stl	Pts
			FG	FGA	Pct	3FG	FGA	Pct				Off	Def	Tot						
COPPIN STATE	W	76-50	14	57	.246	9	39	.231	13	17	.765	8	22	30	26	8	17	4	5	50
RADFORD	L	66-73	21	53	.396	8	25	.320	23	34	.676	11	23	34	20	16	11	5	6	73
CENTRAL CONNECTICUT	L	68-79	30	52	.577	6	15	.400	13	20	.650	7	29	36	13	15	13	3	3	79
CLEVELAND STATE	W	72-69	24	58	.414	6	26	.231	15	18	.833	9	24	33	22	13	15	1	8	69
at Rutgers	L	47-61	20	62	.323	5	14	.357	14	23	.609	19	23	42	14	11	7	4	9	61
N.C. A&T	L	81-87	26	52	.500	6	19	.316	29	34	.853	6	26	32	22	16	14	1	9	87
UNCW	W(ot)	93-88	35	75	.467	8	22	.364	10	17	.588	17	30	47	23	27	14	2	4	88
DELAWARE STATE	W	63-57	22	61	.361	5	18	.278	8	11	.727	9	24	33	20	16	11	6	9	57
CAMPBELL	W	69-66	26	67	.388	7	26	.269	7	10	.700	15	22	37	22	17	11	3	10	6
CHARLOTTE	L	50-69	28	64	.438	4	17	.235	9	12	.750	14	32	46	13	14	15	4	10	69
GRAMBLING	W	76-68	27	65	.415	5	16	.313	9	14	.643	14	20	34	28	16	18	4	7	68
at Tulsa	L	53-79	30	71	.423	9	27	.333	10	16	.625	15	34	49	10	14	5	1	6	79
UCF	L	39-59	21	53	.396	7	18	.389	10	19	.526	9	27	36	15	13	14	4	9	59
at USF	W	67-65	23	50	.460	9	17	.529	10	12	.833	9	23	32	15	8	14	0	4	65
at UCONN	L	65-70	25	60	.417	2	16	.125	18	23	.783	16	22	38	13	7	16	5	11	70
WICHITA STATE	L	60-95	38	64	.594	9	22	.409	10	12	.833	9	31	40	16	32	11	4	8	95
HOUSTON	L	49-65	26	66	.394	9	22	.409	4	4	1.000	15	25	40	15	21	10	6	6	65
USF	W	90-52	20	49	.408	4	14	.286	8	12	.667	5	14	19	14	11	18	0	2	52
at Cincinnati	L	60-86	33	73	.452	5	14	.357	15	21	.714	22	24	46	11	15	7	10	9	86
at SMU	L	61-86	34	55	.618	11	20	.550	7	11	.636	6	25	31	6	18	10	3	7	86
TULANE	L(ot)	69-71	28	65	.431	3	21	.143	12	18	.667	12	26	38	12	13	16	4	8	71
MEMPHIS	W(ot)	88-85	29	65	.446	8	24	.333	19	31	.613	18	24	42	15	10	15	3	7	85
at Temple	L	73-90	31	68	.456	8	26	.308	20	26	.769	12	28	40	12	17	5	5	5	90
at Tulane	W	82-80	28	57	.491	8	27	.296	16	24	.667	10	19	29	15	19	9	5	3	80
UCONN	L	80-84	32	55	.582	13	26	.500	7	12	.583	6	18	24	14	18	11	3	5	84
SMU	L	58-77	27	58	.466	11	21	.524	12	14	.857	11	28	39	16	15	15	3	7	77
at Houston	L	58-109	42	63	.667	18	27	.667	7	14	.500	12	34	46	15	31	13	3	7	109
TULSA	L	58-72	25	62	.403	9	24	.375	13	22	.591	11	33	44	14	19	5	4	0	72
at Memphis	L	70-90	34	64	.531	5	16	.313	17	25	.680	14	29	43	16	17	10	1	5	90
vs UCF	L	52-66	19	44	.432	8	18	.444	20	36	.556	9	19	28	14	9	9	1	10	66



Justice Obasohan

# Team and Individual Superlatives

## Team Game Highs

ECU		
Points	93	UNCW (11/30/17)
Field Goals Made	35	USF (01/17/18)
Field Goal Attempts	71	UNCW (11/30/17)
Field Goal Percentage	.614 (35-57)	USF (01/17/18)
3-Pt. Field Goals Made	13	UCONN (02/18/18)
3-Pt. FG Attempts	31	at Temple (02/07/18)
3-Pt. FG Percentage	.579 (11-19)	USF (01/17/18)
Free Throws Made	25	GRAMBLING (12/21/17)
Free Throw Attempts	40	GRAMBLING (12/21/17)
Free Throw Percentage	1.000 (4-4)	at SMU (01/28/18)
Rebounds	51	DELAWARE STATE (12/02/17)
Assists	22	USF (01/17/18)
Steals	11	USF (01/17/18)
Blocked Shots	6	SMU (02/22/18)
	6	at Cincinnati (01/20/18)
	6	UCF (12/31/17)
	6	CAMPBELL (12/4/17)
	6	UNCW (11/30/17)
Turnovers	21	at UCONN (01/06/18)
	21	UCF (12/31/17)
Fouls	27	RADFORD (11/15/17)

Opponents		
Points	109	at Houston (02/25/18)
Field Goals Made	42	at Houston (02/25/18)
Field Goal Attempts	75	UNCW (11/30/17)
Field Goal Percentage	.667 (42-63)	at Houston (02/25/18)
3-Pt. Field Goals Made	18	at Houston (02/25/18)
3-Pt. FG Attempts	39	COPPIN STATE (11/12/17)
3-Pt. FG Percentage	.667 (18-27)	at Houston (02/25/18)
Free Throws Made	29	NORTH CAROLINA A&T (11/26/17)
Free Throw Attempts	36	vs UCF (03/08/18)
Free Throw Percentage	1.000 (4-4)	HOUSTON (01/14/18)
Rebounds	49	at Tulsa (12/28/17)
Assists	32	WICHITA STATE (01/11/18)
Steals	11	at UCONN (01/06/18)
Blocked Shots	10	at Cincinnati (01/20/18)
Turnovers	18	USF (01/17/18)
	18	GRAMBLING (12/21/17)
Fouls	28	GRAMBLING (12/21/17)

## Team Game Lows

ECU		
Points	39	UCF (12/31/17)
Field Goals Made	15	UCF (12/31/17)
Field Goal Attempts	47	CAMPBELL (12/4/17)
	47	UCF (12/31/17)
Field Goal Percentage	.298 (17-57)	HOUSTON (01/14/18)
3-Pt. Field Goals Made	2	CHARLOTTE (12/18/17)
	2	UCF (12/31/17)
3-Pt. FG Attempts	12	DELAWARE STATE (12/02/17)
3-Pt. FG Percentage	.095 (2-21)	CHARLOTTE (12/18/17)
Free Throws Made	4	at Rutgers (11/24/17)
	4	CHARLOTTE (12/18/17)
	4	at SMU (01/28/18)
Free Throw Attempts	4	at SMU (01/28/18)
Free Throw Percentage	.364 (4-11)	at Rutgers (11/24/17)
Rebounds	17	at Houston (02/25/18)
Assists	5	UCF (12/31/17)
Steals	1	at Rutgers (11/24/17)
	1	at Tulsa (12/28/17)
	1	at Tulane (02/14/18)
Blocked Shots	0	at Tulane (02/14/18)
	0	at Houston (02/25/18)
Turnovers	6	at USF (01/03/18)
Fouls	10	at Houston (02/25/18)

Opponents		
Points	50	COPPIN STATE (11/12/17)
Field Goals Made	14	COPPIN STATE (11/12/17)
Field Goal Attempts	44	vs UCF (03/08/18)
Field Goal Percentage	.246 (14-57)	COPPIN STATE (11/12/17)
3-Pt. Field Goals Made	2	at UCONN (01/06/18)
3-Pt. FG Attempts	14	at Rutgers (11/24/17)
	14	USF (01/17/18)
	14	at Cincinnati (01/20/18)
3-Pt. FG Percentage	.125 (2-16)	at UCONN (01/06/18)
Free Throws Made	4	HOUSTON (01/14/18)
Free Throw Attempts	4	HOUSTON (01/14/18)
Free Throw Percentage	.500 (7-14)	at Houston (02/25/18)
Rebounds	19	USF (01/17/18)
Assists	7	at UCONN (01/06/18)
Steals	0	TULSA (03/01/18)
Blocked Shots	0	at USF (01/03/18)
	0	USF (01/17/18)
Turnovers	5	at Tulsa (12/28/17)
	5	at Temple (02/07/18)
	5	TULSA (03/01/18)
Fouls	6	at SMU (01/28/18)

## ■ Individual Game Highs

### ECU

<b>Points</b>	30	Shawn Williams vs Memphis (02/03/18)
	30	B.J. Tyson vs UNCW (11/30/17)
<b>Field Goals Made</b>	11	B.J. Tyson vs UNCW (11/30/17)
<b>Field Goal Attempts</b>	21	B.J. Tyson vs UNCW (11/30/17)
<b>3-Point FG Made</b>	7	Shawn Williams vs UCONN (02/18/18)
<b>3-Point FG Attempts</b>	13	Shawn Williams vs UCONN (02/18/18)
	13	Shawn Williams at Tulsa (12/28/17)
<b>Free Throws Made</b>	8	Shawn Williams vs Memphis (02/03/18)
	8	Isaac Fleming vs Grambling (12/21/17)
	8	Isaac Fleming vs N.C. A&T (11/26/17)
<b>Free Throw Attempts</b>	11	Isaac Fleming vs Grambling (12/21/17)
	11	Dimitrij Spasojevic vs Grambling (12/21/17)
<b>Rebounds</b>	18	Kentrell Barkley vs Tulane (01/31/18)
<b>Offensive Rebounds</b>	6	Jabari Craig vs UNCW (11/30/18)
<b>Defensive Rebounds</b>	14	Kentrell Barkley vs Tulane (01/31/18)
<b>Assists</b>	11	Isaac Fleming vs Memphis (02/03/18)
	11	Isaac Fleming vs Cleveland State (11/20/17)
<b>Steals</b>	7	Kentrell Barkley vs USF (01/17/18)
<b>Blocked Shots</b>	4	Justice Obasohan vs UCF (12/31/17)
<b>Minutes</b>	45	Shawn Williams vs Memphis (02/03/18)
	45	Kentrell Barkley vs Tulane (01/31/18)
	45	B.J. Tyson vs Tulane (01/31/18)

### Opponents

<b>Points</b>	35	Davontae Cacok, UNCW (11/30/17)
<b>Field Goals Made</b>	16	Davontae Cacok, UNCW (11/30/17)
<b>Field Goal Attempts</b>	20	Jeremiah Martin, Memphis (02/03/18)
	20	Andrien White, Charlotte (12/18/17)
<b>3-Pt. Field Goals Made</b>	7	Armoni Brooks, Houston (02/25/18)
<b>3-Pt. FG Attempts</b>	12	Jeremiah Martin, Memphis (02/03/18)
<b>Free Throws Made</b>	11	Femi Olujobi, N.C. A&T (11/26/17)
<b>Free Throw Attempts</b>	14	Jeremiah Martin, Memphis (02/03/18)
<b>Rebounds</b>	14	Gary Clark, Cincinnati (01/20/18)
	14	Junior Etou, Tulsa (12/28/17)
<b>Offensive Rebounds</b>	9	Mike Parks, Jr., Memphis (02/03/18)
<b>Defensive Rebounds</b>	9	Junior Etou, Tulsa (12/28/17)
	9	Davontae Cacok, UNCW (11/30/17)
<b>Assists</b>	11	Rob Gray, Houston (02/25/18)
	11	Landry Shamet, Wichita State (01/11/18)
<b>Steals</b>	6	Cory Gensler, Campbell (12/4/17)
<b>Blocked Shots</b>	3	Five players
<b>Turnovers</b>	7	Jalen Adams, UCONN (01/06/18)



*Dimitrij Spasojevic*

# Category Leaders

Points	G	Pts	Pts/G
B.J. Tyson	30	448	14.9
Isaac Fleming	30	375	12.5
Shawn Williams	30	371	12.4
Kentrell Barkley	23	276	12.0
Dimitrije Spasojevic	30	183	6.1

Scoring Average	G	Pts	Avg/G
B.J. Tyson	30	448	14.9
Isaac Fleming	30	375	12.5
Shawn Williams	30	371	12.4
Kentrell Barkley	23	276	12.0
Dimitrije Spasojevic	30	183	6.1

FG Percentage	FG	ATT	Pct
Dimitrije Spasojevic	82	145	.566
Kentrell Barkley	103	224	.460
Isaac Fleming	144	324	.444
B.J. Tyson	162	394	.411
Shawn Williams	117	289	.405

Field Goal Attempts	G	Att	Att/G
B.J. Tyson	30	394	13.1
Isaac Fleming	30	324	10.8
Shawn Williams	30	289	9.6
Kentrell Barkley	23	224	9.7
Dimitrije Spasojevic	30	145	4.8

Field Goals Made	G	Made	Made/G
B.J. Tyson	30	162	5.4
Isaac Fleming	30	144	4.8
Shawn Williams	30	117	3.9
Kentrell Barkley	23	103	4.5
Dimitrije Spasojevic	30	82	2.7

3-Point Percentage	3FG	ATT	Pct
Shawn Williams	72	196	.367
B.J. Tyson	42	144	.292
Kentrell Barkley	21	73	.288
Justin Whatley	4	14	.286
Isaac Fleming	23	87	.264

3-Point FG Attempts	G	Att	Att/G
Shawn Williams	30	196	6.5
B.J. Tyson	30	144	4.8
Isaac Fleming	30	87	2.9
Kentrell Barkley	23	73	3.2
K.J. Davis	26	53	2.0

3-Point FGs Made	G	Made	Made/G
Shawn Williams	30	72	2.4
B.J. Tyson	30	42	1.4
Isaac Fleming	30	23	0.8
Kentrell Barkley	23	21	0.9
K.J. Davis	26	13	0.5

FT Percentage	FT	ATT	Pct
Shawn Williams	65	74	.878
B.J. Tyson	82	99	.828
Isaac Fleming	64	97	.660
Kentrell Barkley	49	76	.645
Jabari Craig	28	52	.538

Free Throw Attempts	G	Att	Att/G
B.J. Tyson	30	99	3.3
Isaac Fleming	30	97	3.2
Kentrell Barkley	23	76	3.3
Shawn Williams	30	74	2.5
Jabari Craig	22	52	2.4

Free Throws Made	G	Made	Made/G
B.J. Tyson	30	82	2.7
Shawn Williams	30	65	2.2
Isaac Fleming	30	64	2.1
Kentrell Barkley	23	49	2.1
Jabari Craig	22	28	1.3

Rebounds	G	Reb	Reb/G
Kentrell Barkley	23	167	7.3
Jabari Craig	22	133	6.0
B.J. Tyson	30	130	4.3
Dimitrije Spasojevic	30	121	4.0
Isaac Fleming	30	113	3.8

Rebound Average	G	Reb	Avg/G
Kentrell Barkley	23	167	7.3
Jabari Craig	22	133	6.0
B.J. Tyson	30	130	4.3
Dimitrije Spasojevic	30	121	4.0
Isaac Fleming	30	113	3.8

Assists	G	No.	A/G
Isaac Fleming	30	144	4.8
B.J. Tyson	30	81	2.7
Kentrell Barkley	23	51	2.2
Shawn Williams	30	51	1.7
Dimitrije Spasojevic	30	20	0.7

Steals	G	No.	S/G
Isaac Fleming	30	37	1.2
Kentrell Barkley	23	30	1.3
B.J. Tyson	30	24	0.8
Shawn Williams	30	14	0.5
Dimitrije Spasojevic	30	10	0.3

Offensive Rebounds	G	No.	Avg/G
Jabari Craig	22	47	2.1
Kentrell Barkley	23	42	1.8
Dimitrije Spasojevic	30	41	1.4
Isaac Fleming	30	39	1.3
B.J. Tyson	30	25	0.8


Defensive Rebounds	G	No.	Avg/G
Kentrell Barkley	23	125	5.4
B.J. Tyson	30	105	3.5
Jabari Craig	22	86	3.9
Dimitrije Spasojevic	30	80	2.7
Isaac Fleming	30	74	2.5

Blocked Shots	G	No.	Blk/G
Jabari Craig	22	24	1.1
Kentrell Barkley	23	15	0.7
Dimitrije Spasojevic	30	13	0.4
K.J. Davis	26	10	0.4

Minutes	G	No.	Min/G
B.J. Tyson	30	1093	36.4
Isaac Fleming	30	962	32.1
Shawn Williams	30	847	28.2
Kentrell Barkley	23	741	32.2
Dimitrije Spasojevic	30	717	23.9



# Records



# Team Single Game Records

ALL CAPS - home game; at - away; vs. - neutral site

## Most Points

Rk.	Pts	Opponent	Date
1.	126	ATLANTIC CHRISTIAN	Dec. 7, 1968
2.	121	MERCER	Dec. 21, 1974
3.	120	HIGH POINT	1957-58
4.	119	BAPTIST COLLEGE	Dec. 7, 1970
5.	115	RICHMOND	Dec. 29, 1970

## Most Points In Half

Rk.	Pts	Opponent (Half)	Date
1.	64	ST. ANDREWS (1st)	Dec. 4, 2012
	64	Atlantic Christian (2nd)	Dec. 7, 1968
3.	63	EDINBORO STATE (1st)	Nov. 29, 1986
	63	BAPTIST COLLEGE (2nd)	Dec. 7, 1970
	63	WESTERN CAROLINA (1st)	Dec. 1, 1969

## Most Field Goals

Rk.	FGs	Opponent	Date
1.	51	at Davidson	Jan. 20, 1975
2.	50	MERCER	Dec. 21, 1974
3.	47	THE CITADEL	Jan. 4, 1975
4.	46	USC AIKEN	Feb. 10, 1979
5.	45	CHRISTOPHER NEWPORT	Dec. 8, 1984
	45	BAPTIST COLLEGE	Dec. 7, 1970

## Field Goal Attempts

Rk.	FGs	Opponent	Date
1.	101	BUFFALO STATE	Feb. 6, 1974
2.	99	at Maryland	Dec. 7, 1977
3.	93	BAPTIST COLLEGE	Dec. 7, 1970
4.	92	at Maryland	Nov. 29, 1975
5.	91	MERCER	Dec. 21, 1974

## Highest Field Goal Percentage

Rk.	Pct (FG-A)	Opponent	Date
1.	.743 (26-35)	vs. Campbell	Jan. 10, 1983
2.	.705 (43-61)	DAVIDSON	Dec. 8, 1973
3.	.704 (38-54)	UMBC	Dec. 27, 1988
4.	.700 (42-60)	at St. Peter's	Jan. 8, 1975
5.	.691 (38-55)	DELAWARE STATE	Feb. 11, 1980

## Highest Field Goal Percentage (Half)

Rk.	Pct (FG-A)	Opponent	Date
1.	82.8 (24-29)	DAVIDSON	Dec. 8, 1973
2.	80.8 (21-26)	UMBC	Dec. 27, 1988
3.	80.0 (16-20)	vs. Campbell	Feb. 16, 1989
4.	78.7 (26-33)	EDINBORO STATE	Nov. 29, 1986
5.	78.3 (18-23)	BOSTON U.	Jan. 3, 1985

## Most Three-Point Field Goals

Rk.	3FGs	Opponent	Date
1.	18	ST. ANDREWS	Dec. 4, 2012
2.	17	vs. Northwestern	Nov. 15, 2001
3.	16	S.C. STATE	Dec. 22, 2015
4.	15	Seven times	March 13, 2015
		last time: vs. SMU	

## Most Three-Point Field Goal Attempts

Rk.	3FGAs	Opponent	Date
1.	40	HOUSTON	March 1, 2008
2.	38	HOUSTON	Jan. 30, 2016
3.	37	at James Madison	Dec. 20, 2015
	37	SOUTHERN MISS	Feb. 16, 2013
	37	at UNC Wilmington	Dec. 3, 2008
	37	WEST VIRGINIA	Dec. 20, 1999

## Highest Three-Point Percentage (min. 5 attempts)

Rk.	Pct (FG-A)	Opponent	Date
1.	.800 (4-5)	UNC GREENSBORO	Nov. 29, 1989
	.800 (4-5)	NORTHEASTERN	Dec. 8, 1986
3.	.714 (10-14)	at Navy	Feb. 3, 1990
	.714 (5-7)	at Radford	Dec. 19, 1987
5.	.700 (7-10)	at American	Jan. 18, 1992

## Highest Three-Point Percentage (min. 10 attempts)

Rk.	Pct (FG-A)	Opponent	Date
1.	.714 (10-14)	at Navy	Feb. 3, 1990
2.	.700 (7-10)	at American	Jan. 18, 1992
3.	.636 (7-11)	CHARLOTTE	Nov. 16, 2015
	.636 (7-11)	at Appalachian State	Nov. 26, 1996
	.636 (7-11)	at Toledo	Dec. 19, 1992
	.636 (7-11)	vs. Miami (Ohio)	Dec. 29, 1987

## Most Free Throws

Rk.	FTs	Opponent	Date
1.	38	FURMAN	Feb. 10, 1975
	38	ATLANTIC CHRISTIAN	Dec. 6, 1969
3.	36	N.C. WESLEYAN	Nov. 14, 2014
4.	35	UNC WILMINGTON	Dec. 16, 2015
	35	VMI	Dec. 19, 2013
	35	UTEP	Feb. 23, 2011

## Most Free Throw Attempts

Rk.	FTA	Opponent	Date
1.	56	ATLANTIC CHRISTIAN	Dec. 6, 1969
2.	51	UNC WILMINGTON	Dec. 16, 2015
3.	50	N.C. A&T	Dec. 10, 2003
	50	Alderson-Broadbudd	Dec. 5, 1977
5.	48	vs. UAB	March 10, 2011
	48	LOUISVILLE	Jan. 16, 2002

## Highest Free Throw Percentage (min. 10 attempts)

Rk.	Pct (FT-A)	Opponent	Date
1.	1.000 (14-14)	MARSHALL	Feb. 18, 2006
	1.000 (14-14)	at Iona	Jan. 2, 1979
	1.000 (12-12)	at James Madison	Jan. 26, 1987
4.	.952 (20-21)	UTEP	Jan. 26, 2013
5.	.950 (19-20)	at Duke	Nov. 19, 2013

## Most Rebounds

Rk.	Rebs	Opponent	Date
1.	71	USF (2ot)	Jan. 25, 2003
2.	68	MERCER	Dec. 21, 1974
3.	65	BELMONT ABBEY	Feb. 3, 1971
4.	64	WILLIAM & MARY	Feb. 9, 1974
	64	at VMI	Jan. 29, 1972
	64	BAPTIST COLLEGE	Dec. 7, 1970

## Highest Rebounding Margin

Rk.	Margin	Opponent	Date
1.	+37 (64-27)	BAPTIST COLLEGE	Dec. 7, 1970
2.	+35 (65-30)	BELMONT ABBEY	Feb. 3, 1971
3.	+31 (53-22)	UNC PEMBROKE	Nov. 25, 2003
	+31 (57-26)	at Baptist College	Jan. 10, 1980
5.	+30 (56-26)	CAMPBELL	Nov. 22, 2003
	+30 (52-22)	at Furman	Jan. 16, 1971

## Most Assists

Rk.	Ast	Opponent	Date
1.	38	MERCER	Dec. 21, 1974
2.	35	DAVIDSON	Dec. 8, 1973
3.	34	RICHMOND	Feb. 19, 1975
4.	33	BAPTIST COLLEGE	Dec. 7, 1970
5.	32	at Davidson	Jan. 20, 1975

## Most Turnovers

Rk.	TO	Opponent	Date
1.	38	at Marshall	Dec. 29, 1973
2.	37	at Davidson	Dec. 5, 1972
3.	36	at N.C. State	Nov. 30, 1974
4.	35	vs. Tennessee	Nov. 20, 2009
5.	34	at Furman	Feb. 5, 1972
	34	at West Virginia	Dec. 1, 1971

## Most Blocks

Rk.	Bks	Opponent	Date
1.	13	AMERICAN	Jan. 31, 1987
2.	11	CAMPBELL	Dec. 18, 1995
3.	10	at Radford	Dec. 3, 2002
	10	LEES-MCRAE	Jan. 2, 2002
	10	RADFORD (ot)	Dec. 22, 2001
	10	at VCU	Dec. 3, 1983

## ■ Most Steals

Rk.	Stl	Opponent	Date
1.	18	MARSHALL	Feb. 12, 2011
2.	17	N.C. WESLEYAN	Nov. 14, 2014
3.	16	WILLIAM & MARY	Feb. 18, 1995
	16	LONGWOOD	Jan. 7, 1987
	16	vs. Campbell	Jan. 20, 1982

## ■ Most Turnovers Forced

Rk.	TF	Opponent	Date
1.	36	at Duke	Dec. 4, 1974
2.	34	GEORGIA SOUTHERN	Jan. 2, 1991
	34	BERRY	Dec. 8, 1980
4.	33	GEORGIA STATE	Dec. 17, 1974
5.	32	LONGWOOD	Nov. 28, 1987

## ■ Personal Fouls

Rk.	PF	Opponent	Date
1.	36	CHARLOTTE (ot)	Feb. 7, 2004
2.	35	at UTEP	Feb. 23, 2008
	35	at Navy	Feb. 20, 1982
	35	BAPTIST COLLEGE	Dec. 7, 1970
5.	33	at Memphis	Feb. 2, 2005

## ■ Fewest Points

Rk.	Pts	Opponent	Date
1.	12	High Point	1934-35
2.	16	Campbell	1931-32
3.	16	Louisburg JC	1931-32
4.	17	Atlantic Christian	1931-32
5.	19	N.C State Freshman	1932-33

## ■ Fewest Points (shot clock era 1985-86)

Rk.	Pts	Opponent	Date
1.	35	COLLEGE OF CHARLESTON	Dec. 15, 2016
2.	36	at Wisconsin - Green Bay	Dec. 8, 1998
3.	38	at Southwest Missouri State	Jan. 4, 1995
4.	39	UCF	Dec. 31, 2018
5.	40	at Clemson	Dec. 29, 2004

## ■ Fewest Points In Half

Rk.	Pts	Opponent (Half)	Date
1.	12	at UAB (1st)	March 5, 2011
2.	13	at Houston (1st)	Feb. 25, 2018
	13	COLLEGE OF CHARLESTON (1st)	Dec. 15, 2016
	13	at American (2nd)	Jan. 13, 1990
	13	JAMES MADISON (2nd)	Jan. 8, 1993
	13	vs. West Virginia (1st)	March 2, 1967

## ■ Fewest Field Goals

Rk.	FG	Opponent	Date
1.	11	COLLEGE OF CHARLESTON	Dec. 15, 2016
2.	12	at SMU	Feb. 2, 2011
	12	at Marshall	Feb. 6, 2010
	12	at Clemson	Dec. 29, 2004
	12	at Louisville	Feb. 19, 2002

## ■ Fewest Field Goal Attempts

Rk.	FGA	Opponent	Date
1.	29	CAMPBELL	Nov. 25, 1985
2.	31	JAMES MADISON	Jan. 8, 1983
3.	33	vs. Richmond	March 4, 1982
4.	34	FRANCIS MARION	Jan. 19, 1984
5.	35	at Campbell	Jan. 10, 1983

## ■ Lowest Field Goal Percentage

Rk.	Pct (FG-A)	Opponent	Date
1.	.211 (12-57)	at Clemson	Dec. 29, 2004
2.	.246 (14-57)	vs. Wake Forest	Nov. 15, 2009
3.	.250 (12-48)	at Marshall	Feb. 6, 2010
4.	.255 (12-47)	at SMU	Feb. 2, 2011
5.	.259 (15-58)	at Louisville	Jan. 19, 2005

## ■ Fewest Free Throws Made

Rk.	FTM	Opponent	Date
1.	0	Five times last: at William & Mary	Jan. 14, 1984

## ■ Fewest Free Throw Attempts

Rk.	FTA	Opponent	Date
1.	0	at William & Mary	Jan. 14, 1984
	0	APPALACHIAN STATE	Feb. 28, 1976
3.	1	at William & Mary	Dec. 2, 1978
4.	2	at UConn	Feb. 4, 2015
	2	ROBERT MORRIS	Nov. 22, 2000

## ■ Fewest Rebounds

Rk.	Rebs	Opponent	Date
1.	14	at Marshall	Jan. 10, 2009
2.	17	at Houston	Feb. 25, 2018
	17	at SMU	Feb. 21, 2016
	17	UTEP	Feb. 6, 2014
5.	18	at UNC Wilmington	Jan. 28, 1989

## ■ Fewest Turnovers

Rk.	TO	Opponent	Date
1.	3	at The Citadel	Feb. 13, 1971
2.	4	UTEP	Feb. 6, 2014
	4	USF (2ot)	Jan. 25, 2003
	4	AMERICAN	Jan. 16, 1993
5.	5	UNC WILMINGTON	Dec. 1, 2013
	5	at George Mason	Jan. 6, 1996
	5	UNC WILMINGTON	Jan. 25, 1984

## ■ Fewest Personal Fouls

Rk.	PF	Opponent	Date
1.	8	MOUNT MT. MARY'S	Jan. 4, 2000
2.	9	Eight times	



Erin Straughn collected five steals to help the Pirates set a program record with 18 against Marshall (2/12/11).

# Team Season Records

Games		
1.	35	2012-13
2.	34	2013-14
	34	2010-11
4.	33	2016-17
	33	2014-15

Most Wins		
1.	23	2012-13
	23	1953-54
3.	19	1974-75
4.	18	2010-11
	18	1994-95
	18	1955-56
	18	1952-53

Most Losses		
1.	24	2006-07
	24	1983-84
3.	21	2009-10
	21	1984-85
5.	20	2017-18
	20	2015-16
	20	2005-06
	20	1987-88

Most Points Scored		
1.	2,679	2012-13
2.	2,477	2013-14
3.	2,346	1974-75
4.	2,319	2010-11
5.	2,187	1971-72

Highest Scoring Average		
1.	83.8	1974-75
2.	81.7	1969-70
3.	81.1	1977-78
4.	79.9	1968-69
5.	78.1	1960-61

Fewest Points Allowed		
1.	1,415	1962-63
2.	1,646	1964-65
3.	1,720	1998-99
4.	1,757	2002-03
5.	1,786	2003-04

Fewest Points Allowed Per Game		
1.	63.6	1982-83
2.	63.7	1998-99
3.	64.6	1962-63
4.	64.9	1983-84
5.	65.1	2016-17
	65.1	2011-12
	65.1	2002-03

Most Field Goals Made		
1.	978	1974-75
2.	922	2012-13
3.	839	1978-79
4.	844	1977-78
5.	839	1978-79

Most Field Goals Attempted		
1.	2,039	2012-13
2.	1,985	1974-75
3.	1,863	1976-77
4.	1,833	2013-14
5.	1,826	1971-72

Best Field Goal Percentage		
1.	.496 (835-1,682)	1979-80
2.	.493 (978-1,985)	1974-75
3.	.486 (764-1,572)	1988-89
4.	.484 (844-1,743)	1977-78
5.	.483 (839-1,737)	1978-79
	.483 (749-1,552)	1986-87

Fewest Field Goals Allowed		
1.	528	1962-63
2.	593	1996-97
3.	601	2003-04
4.	614	1999-00
5.	623	1964-65

Field Goal Percent Defense		
1.	.392 (771-1,968)	2016-17
2.	.394 (601-1,526)	2003-04
3.	.405 (686-1,692)	1970-71
4.	.407 (627-1,542)	2002-03
5.	.409 (593-1,450)	1996-97



*The 2002-03 squad ranks among the top-5 in program history for fewest points allowed overall and per game.*

Most Three-Point FGs Made		
1.	289	2013-14
2.	274	2012-13
3.	261	2008-09
4.	258	2010-11
5.	236	2011-12

Most Three-Point Attempts		
1.	786	2013-14
2.	784	2012-13
3.	720	2010-11
4.	689	2008-09
5.	684	2015-16

Best Three-Point FG Pct.		
1.	.390 (147-377)	1989-90
2.	.384 (232-604)	2007-08
3.	.381 (155-407)	1990-91
4.	.379 (261-689)	2008-09
5.	.376 (184-489)	1991-92

Most Free Throws Made		
1.	614	1968-69
2.	591	2010-11
3.	570	2013-14
4.	561	2012-13
5.	531	1971-72

Most Free Throws Attempted		
1.	854	2010-11
2.	845	1968-69
3.	812	1971-72
4.	801	1969-70
5.	799	2013-14

Best Free Throw Percentage		
1.	.755 (344-456)	1962-63
2.	.750 (424-565)	1966-67
3.	.736 (391-531)	1988-89
4.	.733 (398-543)	1961-62
5.	.732 (443-605)	2008-09

Most Rebounds		
1.	1,433	1971-72
2.	1,388	1969-70
3.	1,300	1970-71
4.	1,256	2012-13
5.	1,250	2016-17

Best Rebound Average		
1.	53.4	1969-70
2.	52.0	1970-71
3.	49.4	1971-72
4.	44.6	1974-75
5.	44.5	1972-73

Rebound Margin		
1.	+11.3 (53.4/42.1)	1969-70
2.	+8.2 (52.0/43.8)	1970-71
3.	+7.7 (38.5/30.8)	1996-97
4.	+7.3 (49.4/42.1)	1971-72
5.	+6.6 (39.2/32.6)	1999-00

Most Assists		
1.	603	2012-13
2.	486	2015-16
3.	458	2013-14
4.	457	1994-95
5.	452	2011-12

Highest Assists Per Game Average		
1.	17.2	2012-13
2.	15.9	1974-75
3.	15.8	1994-95
4.	15.5	1988-89
5.	15.2	2015-16
	15.2	1993-94

Most Turnovers		
1.	535	1974-75
2.	518	2009-10
3.	492	1989-90
4.	478	2010-11
5.	476	1987-88

Fewest Turnovers		
1.	347	2002-03
2.	367	2008-09
	367	1993-94
4.	374	1997-98
5.	379	2014-15

Fewest Turnovers Per Game		
1.	11.5	2014-15
2.	11.7	2013-14
3.	12.2	2008-09
4.	12.7	2012-13
5.	12.9	2002-03
	12.9	1989-90

Most Steals		
1.	279	2012-13
2.	241	2011-12
3.	233	1990-91
4.	223	1993-94
5.	221	2010-11

Highest Steals Per Game Average		
1.	8.3	1993-94
	8.3	1990-91
3.	8.0	2012-13
4.	7.8	2011-12
5.	7.3	1992-93

Most Blocked Shots		
1.	171	2016-17
2.	156	2012-13
3.	138	2001-02
4.	131	2011-12
5.	125	2003-04

Highest Blocks Per Game Average		
1.	5.2	2016-17
2.	4.6	2003-04
	4.6	2001-02
4.	4.5	2012-13
5.	4.2	2011-12

Most Personal Fouls		
1.	666	2010-11
2.	641	1983-84
3.	618	2012-13
4.	603	2007-08
5.	594	1981-82

Fewest Personal Fouls		
1.	363	1962-63
2.	410	1963-64
3.	471	1998-99
4.	490	1966-67
5.	493	1990-91
	493	1965-66



# Scoring

## CAREER

### Points Scored

No.	Player	Years	G	Pts.
1.	Bobby Hodges	1951-54	N/A	2,018
2.	Lester Lyons	1990-94	112	1,825
3.	Sonny Russell	1950-53	N/A	1,653
4.	Caleb White	2013-17	129	1,578
5.	B.J. Tyson	2014-18	120	1,570
6.	Darrius Morrow	2008-12	123	1,506
7.	Anton Gill	1991-95	112	1,485
8.	Bill Otte	1961-64	87	1,368
9.	Brock Young	2007-11	121	1,232
10.	Curt Vanderhorst	1982-86	108	1,199
11.	Oliver Mack	1977-79	52	1,196
12.	Jim Gregory	1968-71	77	1,193
13.	Jerry Woodside	1964-66	68	1,189
14.	Blue Edwards	1986-87, '88-89	57	1,177
15.	Jim Modlin	1967-70	79	1,174

### Scoring Average

No.	Player	Years	G	Pts.	Avg.
1.	Oliver Mack	1977-79	52	1,196	23.0
2.	Blue Edwards	1986-87, '88-89	57	1,177	20.7
3.	Jerry Woodside	1963-66	68	1,189	17.5
4.	Marchel Henry	1984-86	55	954	17.3
5.	Lester Lyons	1990-94	112	1,825	16.3
6.	Bill Otte	1961-64	87	1,368	15.7
7.	Jim Gregory	1968-71	77	1,193	15.5
8.	Maurice Kemp	2011-13	65	974	15.0
9.	Jim Modlin	1967-70	79	1,174	14.9
10.	Akeem Richmond	2012-14	69	994	14.4
11.	Tom Miller	1967-70	77	1,048	13.6
12.	Anton Gil	1991-95	112	1,485	13.2
13.	B.J. Tyson	2014-18	120	1,570	13.1
14.	Gabriel Mikulas	2000-04	84	1,086	12.9
15.	Lacy West	1960-63	90	1,111	12.3

## SEASON

### Points Scored

No.	Player	Year	G	Avg.	Pts.
1.	Blue Edwards	1988-89	29	26.7	773
2.	Oliver Mack	1977-78	25	27.9	699
3.	Maurice Kemp	2012-13	35	18.9	660
4.	Akeem Richmond	2013-14	34	18.0	612
5.	Johnny Edwards	1982-83	29	18.6	539
6.	Marchell Henry	1986-87	28	19.1	534
7.	Jontae Sherrod	2010-11	34	15.6	529
8.	Gus Hill	1987-88	26	19.3	503
9.	Oliver Mack	1978-79	27	18.3	495
10.	Lester Lyons	1990-91	28	17.6	494
11.	Anton Gil	1994-95	29	16.8	486
12.	George Maynor	1978-79	27	17.0	459
13.	Charles Alford	1965-66	26	17.4	452
	Raphael Edwards	1997-98	27	16.7	452
15.	B.J. Tyson	2017-18	30	14.9	448

### Scoring Average

No.	Player	Opponent	G	Pts.	Avg.
1.	Oliver Mack	1977-78	25	699	27.9
2.	Blue Edwards	1988-89	29	773	26.7
3.	Jerry Woodside	1964-65	22	430	19.6
4.	Gus Hill	1987-88	26	503	19.3
5.	Marchell Henry	1986-87	28	534	19.1
6.	Maurice Kemp	2012-13	35	660	18.9
7.	Bill Otte	1962-63	22	411	18.7
8.	Johnny Edwards	1982-83	29	539	18.6
9.	Jim Modlin	1969-70	26	480	18.5
10.	Jerry Woodside	1965-66	22	404	18.4

## GAME

See Page 109



Anton Gill was the last ECU player to score 40 points in a game (vs. William Mary, Jan. 9, 1994)

# Single-Game Scoring

Pts.	Name & Opponent	Date
47	Oliver Mack vs. USC-Aiken	Feb. 11, 1978
43	Gus Hill vs. Navy	Feb. 13, 1988
42	Jim Modlin vs. Western Carolina	Dec. 1, 1969
41	Oliver Mack vs. UT-Chattanooga	Jan. 23, 1978
40	Anton Gil vs. William & Mary	Jan. 9, 1994
39	Oliver Mack vs. Boston College	Dec. 10, 1977
38	Blue Edwards vs. UMBC	Dec. 27, 1988
38	Oliver Mack vs. Maryland	Dec. 7, 1977
37	Akeem Richmond vs. Campbell	Jan. 2, 2014
37	Akeem Richmond vs. Fayetteville State	Dec. 3, 2013
36	Akeem Richmond vs. UTSA	March 11, 2014
36	Blue Edwards vs. UNC Wilmington	Jan. 28, 1989
36	Oliver Mack vs. Alderson-Broadus	Dec. 5, 1977
36	Jim Gregory vs. Southern Miss	Feb. 8, 1971
36	Steve Richardson vs. Navy	Feb. 3, 1990
35	Corey Rouse vs. N.C. A&T	Nov. 18, 2005
35	Marchell Henry vs. Southern Illinois	Dec. 12, 1986
35	Jerry Woodside vs. UT-Chattanooga	Dec. 21, 1965



Sam Hinnant dropped 30 points on NC State in ECU's 2007 victory over the Wolfpack.

Pts.	Name & Opponent	Date
34	Blue Edwards vs. George Mason	Mar. 5, 1989
34	Oliver Mack vs. Georgia Southern	Feb. 20, 1978
34	Oliver Mack vs. UNC Wilmington	Feb. 9, 1978
34	Oliver Mack vs. La Salle	Dec. 9, 1977
34	Gerald Smith vs. Old Dominion	Jan. 14, 1967
34	Charles Alford vs. George Washington	Feb. 12, 1966
34	Blue Edwards vs. N.C. Wesleyan	Nov. 26, 1988
33	Maurice Kemp at Rice	Feb. 2, 2013
33	Darrius Morrow vs. Marshall	Jan. 22, 2011
33	Lester Lyons vs. Old Dominion	Jan. 25, 1992
33	Oliver Mack vs. Mercer	Feb. 25, 1978
33	Oliver Mack vs. Richmond	Feb. 22, 1978
33	Don Smith vs. Lenoir-Rhyne	Dec. 9, 1960
33	Lacy West vs. Elon	Jan. 4, 1963
32	Blue Edwards vs. William & Mary	Feb. 1, 1989
32	Blue Edwards vs. American	Feb. 18, 1989
32	Oliver Mack vs. Virginia Tech	Mar. 1, 1978
32	Oliver Mack vs. Old Dominion	Feb. 14, 1978
32	Nicky White vs. Davidson	Dec. 8, 1973
32	Steve Richardson vs. James Madison	Jan. 12, 1991
32	Jim Gregory vs. Richmond	Feb. 6, 1971
32	Jim Gregory vs. East Tennessee State	Dec. 12, 1970
32	Tom Miller vs. N.C. State	Jan. 15, 1970
32	Lacy West vs. Atlantic Christian	Feb. 2, 1963
32	Gus Hill vs. Virginia Commonwealth	Dec. 10, 1987
31	Akeem Richmond vs. UTSA	Feb. 8, 2014
31	Darrell Jenkins vs. Houston	Feb. 10, 2007
31	Blue Edwards vs. Campbell	Feb. 16, 1989
31	Blue Edwards vs. William & Mary	Jan. 7, 1989
31	Blue Edwards vs. South Carolina	Dec. 7, 1988
31	Oliver Mack vs. Manhattan	Dec. 29, 1978
31	Herb Krusen vs. UNC Asheville	Jan. 21, 1978
31	Dave Franklin vs. Southern Miss	Feb. 8, 1971
31	Jim Gregory vs. Jacksonville	Feb. 5, 1970
31	Jim Modlin vs. Furman	Jan. 6, 1970
31	Charles Alford vs. Atlantic Christian	Feb. 7, 1966
31	Charles Alford vs. UT-Chattanooga	Dec. 21, 1965
31	Reed Lose vs. Miami (Ohio)	Dec. 29, 1987
<b>30</b>	<b>Shawn Williams vs. Memphis</b>	<b>Feb. 3, 2018</b>
30	B.J. Tyson vs. UNCW	Nov. 30, 2017
30	Maurice Kemp vs. Houston	Jan. 16, 2013
30	Brock Young vs. Tulsa	Feb. 27, 2010
30	Darrell Jenkins vs. Tulane	March 8, 2008
30	Sam Hinnant vs. Houston	March 1, 2008
30	Sam Hinnant vs. N.C. State	Dec. 8, 2007
30	Garrett Blackwelder vs. George Mason	Jan. 17, 2000
30	Reed Lose vs. TCU	Dec. 30, 1989
30	Blue Edwards vs. James Madison	Feb. 11, 1989
30	Blue Edwards vs. Campbell	Dec. 3, 1988
30	Curt Vanderhorst vs. Richmond	Feb. 16, 1985
30	George Maynor vs. Wisconsin-Milwaukee	Mar. 1, 1980
30	Donnie Owens vs. Davidson	Jan. 20, 1975
30	Dan Pasquariello vs. Richmond	Jan. 11, 1967
30	Dan Pasquariello vs. VMI	Jan. 7, 1967
30	Bill Otte vs. Atlantic Christian	Jan. 20, 1964
30	Charlie Lewis vs. Catawba	Feb. 7, 1962
30	Bill Otte vs. Atlantic Christian	Feb. 3, 1962
30	Charlie Lewis vs. Lenoir-Rhyne	Dec. 8, 1961

# Miscellaneous Scoring

## ■ 40-Point Games/Career

Player	Years	No.
Oliver Mack	1978-79	2
Anton Gill	1992-95	1
Gus Hill	1988-90	1
Jim Modlin	1969-70	1

## ■ 30-Point Games/Career

Player	Years	No.
Oliver Mack	1978-79	13
Blue Edwards	1987,+89	11
Akeem Richmond	2013-14	4
Jim Gregory	1969-71	4
Charles Alford	1966-68	3
Jim Moldin	1969-70	3
Gus Hill	1988-90	2
Sam Hinnant	2006-09	2
Darrell Jenkins	2007-08	2
Maurice Kemp	2012-13	2
Charlie Lewis	1961-62	2
Reed Lose	1987-90	2
Bill Otte	1962-64	2
Dan Pasquariello	1966-67	2
Steve Richardson	1989-92	2
Lacy West	1961-63	2

## ■ 30-Point Games/Season

Player	Year	No.
Oliver Mack	1978	12
Blue Edwards	1989	11
Akeem Richmond	2014	4
Jim Gregory	1971	3
Gus Hill	1988	2
Sam Hinnant	2008	2
Maurice Kemp	2013	2
Charlie Lewis	1962	2
Dan Pasquariello	1967	2
Lacy West	1963	2

## ■ Points Scored In A Half

No.	Player	Year	Date	Pts.
1.	Oliver Mack	USC-Aiken	Feb. 11, 1978	27 (1st)
2.	Oliver Mack	Chattanooga	Jan. 23, 1978	26 (2nd)
3.	Lester Lyons	Old Dominion	Jan. 25, 1992	25 (2nd)
	Gus Hill	Navy	Feb. 13, 1988	25 (2nd)
5.	Akeem Richmond	Campbell	Jan. 2, 2014	24 (2nd)
	Courtney Captain	UTEP	Feb. 24, 2007	24 (1st)
	Oliver Mack	Old Dominion	Feb. 14, 1978	24 (2nd)
7.	Kentrell Barkley	SMU	March 10, 2017	22 (2nd)
	Curt Vanderhorst	James Madison	March 3, 1984	22 (2nd)
	Oliver Mack	Boston College	Dec. 10, 1977	22 (1st)
	Oliver Mack	Maryland	Dec. 7, 1977	22 (2nd)
	Oliver Mack	Alderson-Broaddus	Dec. 5, 1977	22 (1st)

## ■ Most Points In A Game By Class

**Freshman** - 36, Steve Richardson vs. Navy (Feb. 3, 1990)

**Sophomore** - 43, Gus Hill vs. Navy (Feb. 13, 1988)

**Junior** - 40, Anton Gill vs. William & Mary (Jan. 19, 1994)

**Senior** - 47, Oliver Mack vs. USC-Aiken (Feb. 11, 1978)

## ■ Most Points By Site

**Most Points In A Home Game** - 47, Oliver Mack vs. USC-Aiken (Feb. 11, 1978)

**Most Points On An Opponent's Court** - 43, Gus Hill vs. Navy (Feb. 13, 1988)

**Most Points On A Neutral Court** - 39, Oliver Mack vs. Boston College (Dec. 10, 1977)\*

\* *Charlotte Coliseum (Charlotte, N.C.)*

## ■ Most Points In A Freshman Debut *(since 1986)*

- 22 B.J. Tyson vs. N.C. Wesleyan (Nov. 14, 2014)
- 19 Sam Hinnant vs. N.C. A&T (Nov. 18, 2005)
- 18 Lester Lyons vs. N.C. Wesleyan (Nov. 24, 1990)
- 16 Erroyl Bing vs. Arkansas State (Nov. 17, 2000)

## ■ Most Points In An ECU Debut *(since 1986)*

- 23 Jonathan Moore vs. Rutgers (Nov. 14, 2001)
- 22 B.J. Tyson vs. N.C. Wesleyan (Nov. 14, 2014)
- 22 Darrell Jenkins vs. Morgan State (Nov. 11, 2006)
- 22 Raphael Edwards vs. Fairfield (Nov. 23, 1996)
- 19 Miguel Paul vs. Milligan (Nov. 11, 2011)
- 19 Sam Hinnant vs. N.C. A&T (Nov. 18, 2005)
- 19 Gus Hill vs. Longwood (Nov. 28, 1987)

## ■ Four Players To Score 20 Points/Game

Bobby Kinnard (26), Jim Cox (22), Jerry Woodside (21), Charles Alford (20)  
vs. *Lenoir-Rhyne (Dec. 3, 1965)*

## ■ Three Players To Score 20 Points/Game

Fred Primus (28), Erroyl Bing (27), Gabriel Mikulas (25)  
vs. *UNCG (Dec. 28, 2000)*

Leon Bass (23), Blue Edwards (23), Keith Sledge (22)  
vs. *Campbell (Dec. 17, 1986)*

Oliver Mack (34), Herb Gray (26), Greg Cornelius (20)  
vs. *UNC Wilmington (Feb. 9, 1978)*

Jim Modlin (26), Tom Miller (25), Jim Gregory (22)  
vs. *William & Mary (Feb. 8, 1970)*

Jim Gregory (27), Jim Modlin (26), Tom Miller (21)  
vs. *The Citadel (Feb. 14, 1970)*

Jim Gregory (27), Jim Fairley (25), Tom Miller (22)  
vs. *William & Mary (Feb. 7, 1970)*

Jim Gregory (31), Jim Fairley (24), Jim Modlin (22)  
vs. *Jacksonville (Feb. 5, 1970)*

Jim Gregory (28), Jim Fairley (27), Jim Modlin (20)  
vs. *Richmond (Jan. 29, 1970)*

Jim Modlin (29), Jim Fairley (26), Jim Gregory (25)  
vs. *Atlantic Christian (Dec. 6, 1969)*

Earl Thompson (40), Richard Keir (23), Tom Miller (21)  
vs. *Atlantic Christian (Dec. 7, 1968)*

Earl Thompson (27), Vince Colbert (22), Jim Modlin (21)  
vs. *The Citadel (Feb. 19, 1968)*

Tom Miller (23), Vince Colbert (22), Jim Modlin (22)  
vs. *Florida State (Feb. 3, 1968)*

Vince Colbert (23), G. Smith (21), Jim Cox (20)  
vs. *The Citadel (Feb. 8, 1967)*

## ■ Two Players To Score 30 Points/Game

Jim Gregory (36), Dave Franklin (31)  
vs. *Southern Miss (Feb. 8, 1971)*

Charles Alford (31), Bob Kinnard (31)  
vs. *Atlantic Christian (Feb. 7, 1966)*

# Rebounding

## CAREER

### Rebounds

No.	Player	Years	G	Reb.
1.	Bill Otte	1960-64	87	969
2.	Erroyl Bing	2000-04	112	939
3.	Larry Hunt	1973-77	107	906
4.	Jim Gregory	1968-71	77	852
5.	Al Faber	1970-73	79	816
6.	Ike Copeland	1989-93	101	808
7.	Darius Morrow	2008-12	123	778
8.	Jim Fairley	1969-72	69	727
	Anton Gill	1991-95	112	727
10.	Corey Rouse	2002-06	95	712
11.	Lacy West	1960-63	91	656
12.	Greg Cornelius	1976-79	81	625
13.	Herb Gray	1976-80	88	615
14.	Kentrell Barkley	2015-18	87	613
15.	Moussa Badiane	2001-05	105	612
16.	Bobby Kinnard	1963-66	72	597
17.	Jim Modlin	1967-70	79	567
18.	Nicky White	1971-74	79	565
19.	Jerry Woodside	1963-66	68	542
20.	Dave Franklin	1971-73	79	524
21.	Tim Basham	1994-97	107	509
22.	Jamar Abrams	2008-11	124	507
23.	Gabriel Mikulas	2001-04	84	502

### Rebounding Average

No.	Player	Years	G	Reb.	Avg.
1.	Bill Otte	1960-64	87	969	11.1
	Jim Gregory	1968-71	77	852	11.1
3.	Lawrence Clayton	1959-60	45	455	10.6
4.	Jim Fairley	1969-72	69	727	10.5
5.	Al Faber	1970-73	79	816	10.3
6.	Charles Alford	1966-68	51	457	9.0
	Don Smith	1959-61	42	376	9.0
8.	Jim Fairley	1969-72	85	727	8.6
9.	Erroyl Bing	2001-04	112	937	8.3
	Bobby Kinnard	1963-66	72	597	8.3
11.	Ike Copeland	1989-93	101	808	8.0
	Jerry Woodside	1963-66	68	542	8.0
13.	Greg Cornelius	1976-79	81	625	7.7
14.	Corey Rouse	2002-06	95	712	7.5
15.	Raphael Edwards	1995-97	54	400	7.4

## SEASON

### Rebounds

No.	Player	Years	G	Reb.
1.	Bill Otte	1961-62	26	332
2.	Jim Fairley	1969-70	26	314
3.	Al Faber	1970-71	25	304
4.	Robert Sampson	2012-13	35	303
5.	Corey Rouse	2005-06	28	301
6.	Al Faber	1971-72	28	297
7.	Jim Fairley	1971-72	29	292
8.	Larry Hunt	1974-75	28	284
9.	Larry Hunt	1976-77	28	282
	Ike Copeland	1992-93	30	282
11.	Jim Gregory	1970-71	24	277
12.	Jim Modlin	1969-70	26	273
13.	Bill Otte	1962-63	22	272
14.	Erroyl Bing	2001-02	30	261
	Jim Gregory	1969-70	25	261

### Rebounding Average

No.	Player	Years	G	Reb.	Avg.
1.	Bill Otte	1961-62	26	332	12.8
2.	Bill Otte	1962-63	22	272	12.3
3.	Al Faber	1970-71	25	304	12.2
4.	Jim Fairley	1969-70	26	314	12.1
5.	Jim Gregory	1970-71	24	277	11.5
6.	Corey Rouse	2005-06	28	301	10.8
7.	Al Faber	1971-72	28	297	10.6
8.	Jim Modlin	1969-70	26	273	10.5
9.	Jim Gregory	1969-70	25	261	10.4
10.	Corey Rouse	2004-05	28	285	10.2

# Single-Game Rebounding

Reb.	Player	Opponent	Date
24	Erroyl Bing	USF (2ot)	Jan. 25, 2003
24	Jim Fairley	Belmont Abbey	Jan. 21, 1970
24	Bill Otte	Atlantic Christian	Feb. 3, 1962
23	Jim Fairley	VMI	Jan. 10, 1970
22	Al Faber	VMI	Jan. 30, 1971
22	Al Faber	Belmont Abbey	Feb. 3, 1971
21	Jim Gregory	Belmont Abbey	Feb. 3, 1971
21	Jim Gregory	St. Francis (Pa.)	Jan. 27, 1971
21	Charles Alford	Atlantic Christian	Feb. 4, 1966
21	Charles Alford	Atlantic Christian	Feb. 7, 1965
20	Larry Hunt	Georgia Southern	Dec. 16, 1976
20	Jim Gregory	The Citadel	Feb. 18, 1969
20	Jim Modlin	Western Carolina	Dec. 1, 1969
20	Bobby Kinnard	Frederick	Feb. 17, 1965
19	Herb Gray	Milwaukee	Feb. 29, 1980
19	Jim Fairley	West Virginia	Dec. 1, 1971
19	Jim Gregory	Southern Miss	Feb. 8, 1971
19	Jim Gregory	Richmond	Jan. 14, 1969
18	Kentrell Barkley	Tulane	Jan. 31, 2018
18	Robert Sampson	Appalachian State	Nov. 20, 2012
18	Quincy Hall	James Madison	Jan. 9, 1999
18	Herb Gray	Mercer	Feb. 25, 1978
18	Larry Hunt	Old Dominion	Jan. 7, 1976
18	Larry Hunt	William & Mary	March 3, 1975
18	Larry Hunt	Mercer	Dec. 21, 1974
18	Nicky White	Ameircan	Jan. 4, 1974
18	Jim Gregory	East Tennessee State	Dec. 12, 1970
18	Jim Fairley	Old Dominion	Feb. 9, 1970
18	Bobby Kinnard	East Tennessee State	Dec. 7, 1965
18	Bill Otte	The Citadel	Dec. 8, 1962
17	Robert Sampson	Marshall	Jan. 19, 2013
17	Corey Rouse	Houston	Feb. 4, 2006
17	Corey Rouse	N.C. A&T	Nov. 18, 2005
17	Erroyl Bing	Campbell	Dec. 21, 2002
17	Gabriel Mikulas	Old Dominion	Jan. 30, 2001
17	Jim Fairley	Old Dominion	Feb. 17, 1972
17	Al Faber	Old Dominion	Feb. 17, 1972
17	Jim Fairley	The Citadel	Feb. 21, 1970
17	Jim Gregory	Old Dominion	Feb. 9, 1970
17	Jim Gregory	Jacksonville	Feb. 5, 1970
17	Jim Gregory	Georgia Southern	Jan. 1, 1970
17	Jim Gregory	The Citadel	Jan. 4, 1969
17	Charles Alford	St. Peter's	Dec. 1, 1967
16	Kentrell Barkley	Temple	March 9, 2017
16	Andre Washington	Stetson	Nov. 20, 206
16	Robert Sampson	Georgia State	Nov. 26, 2012
16	Moussa Badiane	Louisville	Jan. 19, 2005
16	Moussa Badiane	South Florida	Jan. 5, 2005
16	Ike Copeland	Southeastern Louisiana	Dec. 18, 1993
16	Herb Gray	Alderson-Broadbuss	Dec. 5, 1977
16	Larry Hunt	UNC Asheville	Nov. 29, 1976
16	Larry Hunt	VMI	Jan. 25, 1975

Reb.	Player	Opponent	Date
16	Larry Hunt	UNC Wilmington	Dec. 14, 1974
16	Jim Fairley	William & Mary	Feb. 19, 1972
16	Al Faber	Richmond	March 4, 1971
16	Jim Modlin	Western Carolina	Feb. 14, 1970
16	Jim Fairley	Jacksonville	Feb. 5, 1970
16	Jim Gregory	Richmond	Jan. 29, 1970
16	Jim Fairley	George Washington	Jan. 3, 1970
16	Jim Fairley	Atlantic Christian	Dec. 6, 1969
16	Charles Alford	Furman	Dec. 8, 1967
16	Bill Otte	Atlantic Christian	Feb. 16, 1963
16	Bill Otte	High Point	Dec. 28, 1962
15	Michael Zangari	Louisiana Tech	Feb. 20, 2014
15	Brandan Stith	Chowan	Nov. 14, 2013
15	Maurice Kemp	Rider	March 23, 2013
15	Robert Sampson	Gardner-Webb	Dec. 18, 2012
15	Darrius Morrow	Jacksonville	March 15, 2011
15	Gabe Blair	Richmond	Nov. 14, 2006
15	Corey Rouse	Saint Paul's	Jan. 7, 2006
15	Corey Rouse	St. Andrews	Jan. 3, 2005
15	Erroyl Bing	TCU	Feb. 21, 2004
15	Erroyl Bing	TCU	March 2, 2002
15	Erroyl Bing	UNCG	Dec. 5, 2001
15	Erroyl Bing	UCF	Dec. 30, 2000
15	Von Bryant	Elon	Nov. 25, 1995
15	Ike Copeland	Liberty	Jan. 30, 1991
15	Johnny Edwards	Navy	Jan. 29, 1983
15	Morris Hargrove	Charlotte	Jan. 27, 1982
15	Morris Hargrove	Canisius	Dec. 5, 1981
15	Greg Cornelius	Georgia Southern	Jan. 25, 1978
15	Greg Cornelius	UNC Asheville	Jan. 21, 1978
15	Larry Hunt	Davidson	Jan. 29, 1977
15	Larry Hunt	Old Dominion	Jan. 26, 1977
15	Larry Hunt	VMI	Dec. 6, 1975
15	Larry Hunt	Davidson	Jan. 20, 1975
15	Nicky White	Richmond	Jan. 9, 1974
15	Jim Fairley	Richmond	Jan. 6, 1972
15	Al Faber	Davidson	Dec. 8, 1971
15	Jim Gregory	St. Peter's	Feb. 1, 1971
15	Al Faber	Davidson	Jan. 19, 1971
15	Jim Fairley	Furman	Jan. 16, 1971
15	Al Faber	Furman	Jan. 16, 1971
15	Jim Gregory	Marshall	Jan. 2, 1971
15	Jim Modlin	Old Dominion	Feb. 9, 1970
15	Jim Fairley	Richmond	Jan. 29, 1970
15	Jim Gregory	VMI	Jan. 10, 1970
15	Jim Fairley	Georgia Southern	Jan. 1, 1970
15	Jim Gregory	Duke	Dec. 15, 1969
15	Bill Otte	Erskine	Dec. 31, 1962
15	Bill Otte	VMI	Dec. 1, 1962



# Offensive Rebounds

## CAREER

No.	Player	Years	G	Reb.
1.	Erroyl Bing	2000-04	112	351
2.	Darius Morrow	2008-12	123	306
3.	Anton Gill	1991-95	112	270
4.	Ike Copeland	1989-93	101	268
5.	Corey Rouse	2002-06	95	258
6.	Moussa Badiane	2001-05	105	215
7.	Tim Basham	1993-97	107	174
8.	Robert Sampson	2010-13	96	171
9.	Gabriel Mikulas	2000-04	84	167
10.	Chuckie Robinson	1993-95	56	166
11.	Maurice Kemp	2011-13	65	161
12.	Kentrell Barkley	2015-18	87	156
13.	Jamar Abrams	2007-11	124	155
14.	Stanley Love	1987-91	103	154
15.	Curley Young	1991-94	84	149

## SEASON

No.	Player	Years	G	Reb.
1.	Corey Rouse	2005-06	28	110
2.	Corey Rouse	2004-05	28	104
3.	Chuckie Robinson	1994-95	29	103
	Ike Copeland	1992-93	30	103
5.	Erroyl Bing	2002-03	27	100
6.	Erroyl Bing	2001-02	30	99
7.	Robert Sampson	2012-13	33	92
	Darius Morrow	2008-09	30	92
9.	Maurice Kemp	2012-13	35	87
	Darius Morrow	2010-11	34	87
	Erroyl Bing	2003-04	27	87
12.	Brandon Stith	2013-14	33	86
13.	Andre Washington	2016-17	33	85
14.	Michael Zangari	2013-14	34	83
15.	Raphael Edwards	1997-98	27	82

## GAME

Reb.	Player	Opponent	Date
12	Erroyl Bing	South Florida (2ot)	Jan. 25, 2003
9	Darius Morrow	VCU (ot)	Nov. 25, 2008
9	Erroyl Bing	Campbell	Dec. 21, 2002
9	Chuckie Robinson	Old Dominion	Feb. 20, 1995
9	Chuckie Robinson	Southwest Missouri St.	Jan. 4, 1995
9	Tim Brown	UMBC	Jan. 29, 1990
8	Jabari Craig	N.C. A&T	Nov. 14, 2016
8	Michael Zangari	Florida Atlantic	Jan. 16, 2014
8	Brandon Stith	Fayetteville State	Dec. 3, 2014
8	Robert Sampson	Marshall	Jan. 19, 2013
8	Daquan Joyner	Houston	Jan. 16, 2010
8	John Fields	Marshall	Feb. 21, 2007
8	Corey Rouse	UCF	March 8, 2006
8	Moussa Badiane	Tulane	March 5, 2005
8	Corey Rouse	DePaul	Jan. 22, 2005
8	Mike Castro	St. Andrews	Jan. 3, 2005
8	Erroyl Bing	Southern Miss	Feb. 8, 2003
8	Erroyl Bing	UCF	Nov. 24, 2001
8	Tim Brown	UMBC	Jan. 29, 1990

## Offensive Rebounding Average

## CAREER

No.	Player	Years	G	Reb.	Avg.
1.	Erroyl Bing	2000-04	112	351	3.13
2.	Chuckie Robinson	1993-95	56	166	2.97
3.	Corey Rouse	2002-06	95	258	2.72
4.	Ike Copeland	1989-93	101	268	2.65
5.	Raphael Edwards	1996-98	54	142	2.63
6.	Andre Washington	2016-17	33	85	2.58
	Dink Peters	1996-98	52	134	2.58
8.	Darius Morrow	2008-12	123	306	2.49
9.	Maurice Kemp	2011-13	65	161	2.48
10.	John Fields	2006-08	54	130	2.41
	Anton Gill	1991-95	112	270	2.41
12.	Gabe Blair	2006-08	59	121	2.05
	Moussa Badiane	2001-05	105	215	2.05
14.	Gabriel Mikulas	2000-04	84	167	1.99
15.	Derrick Wiley	2002-04	53	105	1.98

## SEASON

No.	Player	Years	G	Reb.	Avg.
1.	Corey Rouse	2005-06	28	110	3.93
2.	Corey Rouse	2004-05	28	104	3.71
3.	Erroyl Bing	2002-03	27	100	3.70
4.	Chuckie Robinson	1994-95	29	103	3.56
5.	Ike Copeland	1992-93	30	103	3.43
6.	Erroyl Bing	2001-02	30	99	3.30
7.	Erroyl Bing	2003-04	27	87	3.22
8.	Darius Morrow	2008-09	30	92	3.17
9.	Raphael Edwards	1997-98	27	82	3.04
	Dink Peters	1997-98	25	76	3.04
11.	Moussa Badiane	2004-05	27	77	2.85
12.	Robert Sampson	2012-13	33	92	2.79
13.	Darius Morrow	2009-10	28	78	2.79
14.	Anton Gill	1991-92	28	75	2.68
15.	Morris Grooms	1996-97	27	71	2.63
	Anton Gill	1993-94	27	71	2.63

# Double-Doubles

## Career Double-Doubles

Player	Years	No.
Jim Gregory	1969-71	36
Larry Hunt	1974-77	34
Corey Rouse	2003-06	28
Al Faber	1971-73	25
Erroyl Bing	2001-04	24
Jim Fairley	1970-72	24
Kentrell Barkley	2015-pr.	19
Jim Modlin	1968-70	19
Maurice Kemp	2012-13	16
Bill Otte	1963-64	16
Darrius Morrow	2009-pr.	15
Anton Gill	1992-95	15
Charles Alford	1966-68	15
Ike Copeland	1990-93	14
Moussa Badiane	2002-05	12
Raphael Edwards	1997-98	12
Johnny Edwards	1982-83	12
Nicky White	1972-74	12
Marchell Henry	1986-87	11
Robert Geter	1974-75	11
Jerry Woodside	1964-66	11
Bob Kinnard	1964-66	10
Miguel Paul	2012-13	10
Robert Sampson	2011-13	10

## Season Double-Doubles

Player	Year	D-D
Corey Rouse	2005-06	17
Al Faber	1970-71	15
Jim Gregory	1970-71	15
Larry Hunt	1976-77	14
Bill Otte	1962-63	14
Jim Fairley	1969-70	13
Jim Modlin	1969-70	13
Johnny Edwards	1982-83	12
Jim Gregory	1969-70	12
Corey Rouse	2004-05	11
Larry Hunt	1974-75	11
Maurice Kemp	2012-13	10
Nicky White	1973-74	10

## Triple-Doubles

Player (Pts/Rebs/Ast)	Opponent	Date
Isaac Fleming (11/10/11)	Memphis	Feb. 3, 2018
Isaac Fleming (13/10/10)	UConn	Feb. 18, 2018

## 40 Points And 20 Rebounds In The Same Game

Player (Pts/Rebs)	Opponent	Date
Jim Modlin (42/20)	W. Carolina	Dec. 1, 1969



## 30 Points And 20 Rebounds In The Same Game

Player (Pts/Rebs)	Opponent	Date
Charles Alford (31/21)	Atlantic Christian	Feb. 7, 1966

## 30 Points And 10 Rebounds In The Same Game

Player (Pts/Rebs)	Opponent	Date
Corey Rouse (35/17)	N.C. A&T	Nov. 18, 2005
Reed Lose (31/12)	Miami (Ohio)	Dec. 29, 1987
Earl Garner (31/11)	Davidson	Jan. 31, 1976
Dave Franklin (31/12)	Southern Miss	Feb. 8, 1971
Jim Gregory (36/19)	Southern Miss	Feb. 8, 1971
Jim Gregory (32/10)	Richmond	Feb. 6, 1971
Jim Gregory (32/18)	East Tennessee St.	Dec. 12, 1970
Jim Gregory (31/17)	Jacksonville	Feb. 5, 1970
Charles Alford (30/17)	St. Peter's	Dec. 1, 1967
Gerald Smith (34/13)	Old Dominion	Jan. 14, 1967
Dan Pasquariello (30/13)	VMI	Jan. 7, 1967
Charles Alford (34/11)	G. Washington	Feb. 12, 1966
Bob Kinnard (31/13)	Atlantic Christian	Feb. 7, 1966

## 20 Points And 20 Rebounds In The Same Game

Player (Pts/Rebs)	Opponent	Date
Al Faber (23/22)	Belmont Abbey	Feb. 3, 1971
Jim Gregory (21/21)	Belmont Abbey	Feb. 3, 1971
Jim Fairley (26/24)	Belmont Abbey	Jan. 21, 1970
Jim Fairley (25/23)	VMI	Jan. 10, 1970
Bill Otte (26/24)	Atlantic Christian	Feb. 2, 1963

## 20 Points And 15 Rebounds In The Same Game

Player (Pts/Rebs)	Opponent	Date
Kentrell Barkley (26/16)	Temple	March 9, 2017
A. Washington (21/16)	Stetson	Nov. 20, 2016

Maurice Kemp (20/15)	Rider	March 23, 2013
Corey Rouse (22/15)	Saint Paul's	Jan. 7, 2006
Erroyl Bing (27/18)	UNC Greensboro	Dec. 28, 2000
Quincy Hall (20/18)	James Madison	Jan. 9, 1999
Herb Gray (26/19)	UW-Milwaukee	Feb. 29, 1980
Larry Hunt (22/18)	Old Dominion	Jan. 7, 1976
Nicky White (29/15)	Richmond	Jan. 9, 1974
Jim Fairley (21/15)	Richmond	Jan. 6, 1972
Jim Gregory (27/15)	St. Peter's	Feb. 1, 1971
Jim Gregory (29/15)	Marshall	Jan. 2, 1971
Jim Fairley (24/17)	The Citadel	Feb. 21, 1970
Jim Modlin (26/16)	The Citadel	Feb. 14, 1970
Jim Fairley (26/18)	Old Dominion	Feb. 9, 1970
Jim Fairley (24/16)	Jacksonville	Feb. 5, 1970
Jim Fairley (27/15)	Richmond	Jan. 29, 1970
Jim Gregory (28/16)	Richmond	Jan. 29, 1970
Jim Fairley (22/16)	G. Washington	Jan. 3, 1970
Jim Fairley (22/15)	Georgia Southern	Jan. 1, 1970
Jim Gregory (26/15)	Duke	Dec. 15, 1969
Jim Fairley (26/16)	Atlantic Christian	Dec. 6, 1969
Bob Kinnard (22/18)	East Tennessee St.	Dec. 7, 1965
Bill Otte (23/15)	Erskine	Dec. 31, 1962
Bill Otte (23/16)	High Point	Dec. 28, 1962
Bill Otte (28/18)	The Citadel	Dec. 8, 1962
Bill Otte (23/15)	VMI	Dec. 1, 1962

## 20 Points And 10 Assists In The Same Game

Player (Pts/Ast)	Opponent	Date
Prince Williams (20/10)	Memphis	Jan. 24, 2016
Miguel Paul (22/10)	Marshall	March 9, 2013
Miguel Paul (28/12)	Southern Miss	March 8, 2012
Brock Young (20/10)	G. Washington	Dec. 22, 2009
Darrell Jenkins (22/13)	Morgan State	Nov. 11, 2006
Buzzy Brame (23/11)	Davidson	Jan. 20, 1975

# Field Goals

## CAREER

### Field Goals Made

No.	Player	Year	FGM
1.	Lester Lyons	1991-94	638
2.	Anton Gill	1992-95	582
3.	Bill Otte	1961-64	545
4.	Caleb White	2013-17	539
5.	Darrius Morrow	2009-12	514
6.	Oliver Mack	1978-79	507
7.	Curt Vanderhorst	1983-86	505
8.	Herb Krusen	1977-80	503
9.	Jim Gregory	1969-71	479
10.	Blue Edwards	1987, +89	466

### Field Goal Attempts

No.	Player	Year	FGA
1.	Lester Lyons	1991-94	1,471
2.	Bill Otte	1961-64	1,304
3.	Caleb White	2013-17	1,244
4.	Anton Gill	1992-95	1,083
5.	Curt Vanderhorst	1983-86	1,041
6.	Billy Brogden	1962-65	1,011
7.	Jim Gregory	1969-71	994
8.	Oliver Mack	1978-79	985
9.	Herb Krusen	1977-80	981
10.	Tom Miller	1968-70	952

### Field Goal Percentage (min. 250 made)

No.	Player	Year	FGM-A	FG%
1.	Chuckie Robinson	1994-95	255-436	.585
2.	Blue Edwards	1987, +89	466-840	.555
3.	Stanley Love	1988-91	262-481	.545
4.	Darrius Morrow	2009-12	514-946	.543
5.	Gabriel Mikulas	2001-04	350-647	.541
6.	Jerry Woodside	1964-66	445-824	.540
7.	Anton Gill	1992-95	582-1,083	.537
8.	Larry Hunt	1974-77	432-821	.526
9.	George Maynor	1979-80	354-674	.525
10.	Leon Bass	1984-87	348-663	.524

## SEASON

### Field Goals Made

No.	Player	Year	FGM
1.	Blue Edwards	1988-89	297
2.	Oliver Mack	1977-78	292
3.	Maurice Kemp	2012-13	231
4.	Johnny Edwards	1982-83	221
5.	Oliver Mack	1978-79	215
6.	Curt Vanderhorst	1984-85	210
7.	Marchell Henry	1986-87	205
8.	George Maynor	1979-80	204
9.	Charles Alford	1965-66	189
10.	Anton Gill	1994-95	188

### Field Goal Attempts

No.	Player	Year	FGA
1.	Oliver Mack	1977-78	554
2.	Blue Edwards	1988-89	539
3.	Maurice Kemp	2012-13	457
4.	Akeem Richmond	2013-14	451
5.	Marchell Henry	1986-87	448
6.	Curt Vanderhorst	1984-85	433
7.	Oliver Mack	1978-79	431
8.	Mike Cook	2004-05	424
9.	Johnny Edwards	1982-83	416
10.	Tom Miller	1969-70	410

### Field Goal Percentage (min. 200 att.)

No.	Player	Year	FGM-A	FG%
1.	Chuckie Robinson	1994-95	181-293	.618
2.	Gabriel Mikulas	2000-01	138-232	.595
3.	Leon Bass	1986-87	135-228	.592
4.	Anton Gill	1993-94	161-273	.590
5.	Darrius Morrow	2009-10	119-205	.580
6.	Ty Arsmtrong	2012-13	137-241	.568
7.	Blue Edwards	1986-87	169-301	.561
8.	Herb Krusen	1979-80	165-297	.556
9.	Blue Edwards	1988-89	297-539	.554
10.	Herb Krusen	1978-79	118-216	.546

## GAME

### Field Goals Made

Rk.	Player	Opponent	Date	FGM
1.	Oliver Mack	USC Aiken	Feb. 11, 1978	19
	Oliver Mack	Boston College	Dec. 10, 1977	18
3.	Oliver Mack	Maryland	Dec. 7, 1977	17
	Anton Gill	William & Mary	Jan. 19, 1994	17
5.	Oliver Mack	LaSalle	Jan. 9, 1977	16
	Charles Alford	George Washington	Feb. 12, 1966	16
7.	Fifteen times			15

### Field Goal Attempts

Rk.	Player	Opponent	Date	FGA
1.	Oliver Mack	Maryland	Dec. 7, 1977	36
2.	Blue Edwards	George Mason	March 5, 1989	32
3.	Charles Alford	St. Peter's	Dec. 1, 1967	29
4.	Curt Vanderhorst	Richmond	Feb. 16, 1985	28
	Oliver Mack	Chattanooga	Jan. 23, 1978	28
	Jim Modlin	Western Carolina	Dec. 1, 1969	28
	Tom Miller	N.C. State	Jan. 15, 1970	28
8.	Blue Edwards	South Carolina	Dec. 7, 1988	27
	Curt Vanderhorst	Navy	Feb. 18, 1985	27
	Jim Gregory	Jacksonville	Feb. 5, 1970	27
	Jim Fairley	Jacksonville	Feb. 5, 1970	27


### Most Field Goals Made Without A Miss

Rk.	Player	Opponent	Date	FGM-A
1.	Michel Nzege	Central Connecticut	Nov. 30, 2014	9-9
2.	Corey Rouse	St. Andrews	Jan. 3, 2005	8-8

3.	Keith Sledge	George Mason	Jan. 7, 1985	7-7
	Tom Szymanski	Old Dominion	Jan. 28, 1981	7-7
	Mark McLaurin	Ohio	Nov. 29, 1980	7-7
	Jerry Woodside	Ogелthorpe	Jan. 3, 1964	7-7
7.	Darrius Morrow	Campbell	Nov. 17, 2009	6-6
	Moussa Badiane	Campbell	Dec. 21, 2002	6-6
	Morris Grooms	Richmond	Jan. 24, 1996	6-6
	James Lewis	UNC Wilmington	Feb. 1, 1992	6-6
	Greg Cornelius	Tennessee	Dec. 5, 1978	6-6
	Herb Krusen	Old Dominion	Feb. 7, 1977	6-6
	Larry Hunt	The Citadel	Jan. 4, 1975	6-6
	Earl Thompson	Cornell	Dec. 26, 1968	6-6

### Highest Field Goal Percentage (min. 10 FGs Made)

Rk.	Name	Opponent	Date	Pct (FG-A)
1.	Donnie Owens	Davidson	Jan. 20, 1975	.938 (15-16)
2.	Chuckie Robinson	Northern Arizona	Dec. 20, 1994	.909 (10-11)
3.	Johnny Edwards	Christopher Newport	Dec. 1, 1982	.909 (10-11)
4.	Reed Lose	TCU	Dec. 30, 1989	.846 (11-13)
5.	Maurice Kemp	Virginia-Wise	Dec. 31, 2011	.833 (10-12)
	Herb Krusen	Oral Roberts	Jan. 7, 1980	.833 (10-12)
	Charles Alford	William & Mary	Feb. 10, 1968	.833 (15-18)
8.	Reed Lose	Radford	Dec. 19, 1987	.800 (12-15)
	Johnny Edwards	Samford	Dec. 4, 1982	.800 (12-15)
	Herb Krusen	Delaware State	Feb. 11, 1980	.800 (12-15)
11.	Blue Edwards	UMBC	Dec. 27, 1988	.790 (15-19)
12.	Raphael Edwards	William & Mary	Feb. 18, 1998	.786 (11-14)
	Vic Hamilton	William & Mary	Feb. 14, 1996	.786 (11-14)
	Corey Rouse	North Carolina A&T	Nov. 18, 2005	.778 (14-18)



*Michel Nzege was a perfect 9-of-9 from the floor against Central Connecticut State as a sophomore in 2014.*

# Free Throws

## CAREER

### Most Free Throws Made

No.	Player	Years	FTM
1.	Darrius Morrow	2009-12	478
2.	Brock Young	2008-11	430
3.	Gabriel Mikulas	2001-04	381
4.	Lester Lyons	1990-94	320
5.	B.J. Tyson	2014-18	311
6.	Tony Parham	1995-98	302
7.	Jerry Woodside	1963-66	299
8.	Anton Gill	1991-95	283
9.	Miguel Paul	2012-13	281
10.	Bill Otte	1960-64	278

### Most Free Throw Attempts

No.	Player	Years	FTA
1.	Darrius Morrow	2009-12	723
2.	Brock Young	2008-11	532
3.	Jerry Woodside	1963-66	521
4.	Erroyl Bing	2001-04	470
5.	Gabriel Mikulas	2001-04	467
6.	Jim Fairley	1970-72	438
7.	Bill Otte	1960-64	423
8.	B.J. Tyson	2014-18	418
9.	Anton Gill	1992-95	411
10.	Corey Rouse	2002-06	406

### Free Throw Percentage (Min. 100 Att.)

No.	Player	Years	FTM	FTA	Pct.
1.	Akeem Richmond	2013-14	136	161	.845
2.	Herb Krusen	1976-80	109	130	.838
3.	Jim Cox	1964-67	119	143	.832
4.	Miguel Paul	2012-13	281	344	.817
5.	Gabriel Mikulas	2001-04	381	467	.816
6.	Brock Young	2008-11	430	532	.808
7.	Lester Lyons	1990-94	320	403	.794
8.	Tony Parham	1995-98	302	382	.791
9.	David Underwood	1979-81	147	186	.790
10.	Benny Bowes	1960-62	101	129	.783

## SEASON

### Most Free Throws Made

No.	Player	Years	FTM
1.	Maurice Kemp	2012-13	182
2.	Darrius Morrow	2010-11	159
3.	Brock Young	2009-10	158
4.	Blue Edwards	1988-89	154
5.	Jontae Sherrod	2010-11	150
6.	Jim Modlin	1969-70	144
	Gabriel Mikulas	2001-02	144
8.	Miguel Paul	2012-13	143
9.	Miguel Paul	2011-12	138
10.	Kentrell Barkley	2016-17	128

### Most Free Throw Attempts

No.	Player	Years	FTA
1.	Maurice Kemp	2012-13	241
2.	Darrius Morrow	2010-11	239
3.	Jim Modlin	1969-70	210
4.	Corey Rouse	2005-06	206
5.	Blue Edwards	1988-89	204
6.	Jim Fairley	1971-72	197
	Jerry Woodside	1965-66	197
8.	Brock Young	2009-10	193
9.	Jontae Sherrod	2010-11	189
10.	Kentrell Barkley	2016-17	188
	Jerry Woodside	1964-65	188

### Free Throw Percentage (Min. 100 Att.)

No.	Player	Years	FTM	FTA	Pct.
1.	Miguel Paul	2012-13	143	164	.878
2.	Akeem Richmond	2013-14	95	112	.848
3.	Tony Parham	1997-98	91	108	.843
4.	Brock Young	2008-09	99	118	.839
5.	Gabriel Mikulas	2002-03	95	115	.833
6.	Sam Hinnant	2008-09	88	106	.830
7.	Brock Young	2009-10	158	193	.819
8.	Gabriel Mikulas	2001-02	81	100	.810
9.	Marchell Henry	1985-86	108	134	.806
10.	Lester Lyons	1992-93	86	107	.804



## GAME

### Most Free Throws Made

No.	Player	Opponent	Date
19	Gus Hill	Navy	Feb. 13, 1988
15	Akeem Richmond	UTSA	Feb. 8, 2014
15	Miguel Paul	N.C. Central	Dec. 29, 2011
15	Jontae Sherrod	UTEP	Feb. 23, 2011
15	Jontae Sherrod	USC Upstate	Nov. 21, 2010
15	Gabriel Mikulas	Marist	Nov. 18, 2000
15	Lacy West	Elon	Jan. 4, 1963
14	Jontae Sherrod	Memphis	March 2, 2011
14	Brock Young	George Washington	Dec. 22, 2009
13	Maurice Kemp	Rice	Feb. 2, 2013
13	Darrius Morrow	Rice	Feb. 14, 2009
13	Gabriel Mikulas	UNCG	Dec. 28, 2000
13	Gus Hill	American	Jan. 19, 1988
13	Leon Bass	American	Feb. 11, 1985
13	Marchell Henry	Southern Illinois	Dec. 12, 1986
13	Jim Gregory	Atlantic Christian	Dec. 6, 1969
13	Earl Thompson	Atlantic Christian	Dec. 8, 1968
13	Jerry Woodside	Lenoir-Rhyne	Jan. 16, 1965

### Most Free Throw Attempts

No.	Player	Opponent	Date
21	Darrius Morrow	Marshall	Jan. 22, 2011
20	Jontae Sherrod	Memphis	March 2, 2011

20	Gus Hill	Navy	Feb. 13, 1988
19	Jim Modlin	St. Francis (Pa.)	Jan. 25, 1968
18	Oliver Mack	Alderson-Broaddus	Dec. 5, 1977
18	Jim Gregory	Atlantic Christian	Dec. 6, 1969
17	Darrius Morrow	Marshall	Feb. 29, 2012
17	Miguel Paul	N.C. Central	Dec. 29, 2011
17	Miguel Paul	Campbell	Nov. 14, 2011
17	Gabriel Mikulas	Marist	Nov. 18, 2000
17	Marchell Henry	Southern Illinois	Dec. 12, 1986
17	Jim Modlin	Western Carolina	Dec. 1, 1969
17	Gus Hill	UNC Wilmington	Feb. 24, 1990

### Most Free Throws Made Without A Miss

No.	Player	Opponent	Date
15	Akeem Richmond	UTSA	Feb. 8, 2014
13	Earl Thompson	Atlantic Christian	Dec. 9, 1967
12	Prince Williams	VMI	Dec. 19, 2013
12	Gabriel Mikulas	Charlotte	Jan. 12, 2001
12	Johnny Edwards	Baptist College	Feb. 12, 1983
11	B.J. Tyson	Fresno State	Nov. 25, 1993
11	Brock Young	Campbell	Nov. 19, 2008
11	Jim Modlin	The Citadel	Feb. 10, 1968
11	Gerald Smith	The Citadel	Feb. 8, 1967
11	Lester Lyons	American	Feb. 2, 1991
10	Sam Hinnant	Coker	Nov. 14, 2008
10	Anton Gill	Tennessee Tech	Dec. 12, 1992
10	Tony Parham	American	Feb. 9, 1998



*Darrius Morrow holds ECU career records for free throws made (478) and attempted (723).*

# Three-Point Field Goals

## CAREER

### Most Three-Point Field Goals Made

No.	Player	Year	3FGM
1.	Akeem Richmond	2013-14	260
2.	Caleb White	2014-pr.	256
3.	Lester Lyons	1991-94	229
4.	Sam Hinnant	2006-09	221
5.	Tim Basham	1994-97	204
6.	Brandon Hawkins	1999-02	200
7.	Jamar Abrams	2008-11	175
8.	Paris Roberts-Campbell	2012-15	160
9.	Othello Meadows	1995-98	151
	Steve Richardson	1990-92	151

### Most Three-Point Field Goal Attempts

No.	Player	Year	3FGA
1.	Caleb White	2014-pr.	676
2.	Akeem Richmond	2013-14	642
3.	Lester Lyons	1991-94	626
4.	Sam Hinnant	2006-09	613
5.	Brandon Hawkins	1999-02	600
6.	Tim Basham	1994-97	538
7.	Paris Roberts-Campbell	2012-15	480
8.	Jamar Abrams	2008-11	450
9.	Tony Parham	1995-98	411
10.	Jontae Sherrod	2008-11	366

### Three-Point Field Goal Percentage (min. 100 att.)

No.	Player	Year	FGM-A	FG%
1.	Steve Richardson	1990-92	109-248	43.9
2.	Othello Meadows	1995-98	151-355	42.5
3.	Akeem Richmond	2013-14	260-642	40.5
4.	Evaldas Jocys	1999-00	55-136	40.4
5.	Ronnell Peterson	1992-93	96-238	40.3
6.	Akeem Richmond	2013-pr.	105-250	40.0
7.	Garrett Blackwelder	1997-00	142-360	39.2
8.	Jamar Abrams	2008-11	175-450	38.9
	James Legan	2008-09	135-347	38.9
10.	Kenny Murphy	1987-89	45-116	38.8

## SEASON

### Most Three-Point Field Goals Made

No.	Player	Year	3FGM
1.	Akeem Richmond	2013-14	155
2.	Akeem Richmond	2012-13	105
3.	Sam Hinnant	2008-09	85
4.	James Legan	2008-09	80
	Fred Primus	2000-01	80
6.	Terry Whisnant	2014-15	77
7.	Jontae Sherrod	2010-11	73
8.	<b>Shawn Williams</b>	<b>2017-18</b>	<b>72</b>
	Caleb White	2016-17	72
10.	Caleb White	2015-16	70

### Most Three-Point Field Goal Attempts

No.	Player	Year	3FGA
1.	Akeem Richmond	2013-14	392
2.	Akeem Richmond	2012-13	250
3.	Sam Hinnant	2008-09	235

4.	Fred Primus	2000-01	218
5.	Terry Whisnant	2014-15	208
6.	Caleb White	2016-17	203
7.	James Legan	2008-09	197
8.	<b>Shawn Williams</b>	<b>2017-18</b>	<b>196</b>
9.	Miguel Paul	2011-12	188
10.	Jontae Sherrod	2010-11	187
	Courtney Captain	2006-07	187

### Three-Point Field Goal Percentage (min. 1 made per game)

No.	Player	Year	FGM-A	FG%
1.	Othello Meadows	1995-96	44-99	.444
2.	Steve Richardson	1989-90	55-125	.440
3.	Skipp Schaeffbauer	1993-94	36-82	.439
	Steve Richardson	1990-91	54-123	.439
5.	Othello Meadows	1996-97	54-125	.432
6.	Jamar Abrams	2008-09	43-101	.426
7.	Evaldas Jocys	1998-99	37-87	.425
	Keith Sledge	1986-87	37-87	.425
9.	Tony Parham	1994-95	36-85	.424
10.	Akeem Richmond	2012-13	105-250	.420

## GAME

### Most Three-Point Field Goals Made

No.	Player	Opponent	Date
11	Akeem Richmond	vs. UTSA	March 11, 2014
10	Akeem Richmond	at Campbell	Jan. 2, 2014
10	Akeem Richmond	Fayetteville State	Dec. 3, 2013
9	Akeem Richmond	at SMU	Feb. 23, 2013
8	Akeem Richmond	Charlotte	Feb. 27, 2014
8	James Legan	at UNC Wilmington	Dec. 3, 2008
8	Sam Hinnant	Houston	March 1, 2008
8	Darrell Jenkins	at Houston	Feb. 10, 2007
8	Garrett Blackwelder	West Virginia	Dec. 20, 1999
8	Steve Richardson	at Navy	Feb. 3, 1990

### Most Three-Point Field Goal Attempts

No.	Player	Opponent	Date
19	Akeem Richmond	vs. UTSA	March 11, 2014
18	Akeem Richmond	Georgia State	Dec. 29, 2013
17	Akeem Richmond	Southern Miss	Jan. 25, 2014
17	Akeem Richmond	Fayetteville State	Dec. 3, 2013
16	Akeem Richmond	at Marshall	March 2, 2014
16	Akeem Richmond	vs. Norfolk State	Nov. 18, 2013
16	Sam Hinnant	Houston	March 1, 2008
15	Akeem Richmond	Southern Miss	Feb. 16, 2013
15	Miguel Paul	Southern Miss	Feb. 16, 2013
15	Garrett Blackwelder	West Virginia	Dec. 20, 1999
15	Tim Basham	George Mason	Feb. 5, 1996

### Most Three-Point Field Goals Without A Miss

No.	Player	Opponent	Date
6-6	<b>Shawn Williams</b>	<b>Tulane</b>	<b>Feb. 14, 2018</b>
5-5	Shamarr Bowden	St. Andrews	Dec. 4, 2012
4-4	Skip Schaeffbauer	Furman	Dec. 16, 1993

# Assists

## CAREER

### Most Assists

No.	Player	Years	Assists
1.	Brock Young	2008-11	612
2.	Miguel Paul	2012-13	419
3.	Travis Holcomb-Faye	2000-03	413
4.	Japhet McNeil	2004-06	365
5.	Darrell Jenkins	2007-08	347
6.	Tony Parham	1995-98	330
7.	Lester Lyons	1991-94	326
8.	Prince Williams	2013-16	280
9.	Jeff Kelly	1986-89	269
10.	Corvonn Gaines	2010-13	243
11.	Curt Vanderhorst	1983-86	232
12.	Tim Basham	1994-97	228
13.	Paul Childress	1989-92	223
14.	Reed Lose	1987-90	220
15.	Caleb White	2013-17	216

### Most Assists per game

No.	Player	Years	G	Asst	Avg.
1.	Miguel Paul	2012-13	64	419	6.55
2.	Darrell Jenkins	2007-08	60	347	5.78
3.	Brock Young	2008-11	121	512	5.06
4.	Japhet McNeil	2004-06	81	365	4.51
5.	Travis Holcomb-Faye	2000-03	107	413	3.85
6.	Scott Hardy	1984-86	55	203	3.69
7.	George Maynor	1979-80	54	190	3.52
8.	Jeremy Sheppard	2016-pr.	30	104	3.46
9.	Tony Robinson	1982-84	57	192	3.36
10.	Kareem Richardson	1993-94	55	172	3.13

## SEASON

### Most Assists

No.	Player	Year	Assists
1.	Miguel Paul	2012-13	236
2.	Brock Young	2008-09	227
3.	Miguel Paul	2011-12	183
4.	Darrell Jenkins	2007-08	181
5.	Brock Young	2009-10	171
6.	Darrell Jenkins	2006-07	166
7.	Japhet McNeil	2005-06	146
8.	<b>Isaac Fleming</b>	<b>2017-18</b>	<b>144</b>
9.	Brock Young	2010-11	133
10.	Prince Williams	2015-16	123

### Most Assists per game

No.	Player	Years	G	Asst	Avg.
1.	Brock Young	2008-09	30	227	7.6
2.	Miguel Paul	2012-13	33	236	7.2
3.	Darrell Jenkins	2007-08	30	181	6.0
4.	Miguel Paul	2011-12	31	183	5.9
5.	Japhet McNeil	2005-06	21	146	5.6

6.	Brock Young	2009-10	31	171	5.5
	Darrell Jenkins	2006-07	30	166	5.5
8.	<b>Isaac Fleming</b>	<b>2017-18</b>	<b>30</b>	<b>144</b>	<b>4.8</b>
9.	Brock Young	2010-11	30	133	4.4
	Japhet McNeil	2004-05	28	122	4.4

## GAME

### Most Assists

No.	Player	Opponent	Date
14	Miguel Paul	at UAB	Jan. 23, 2013
14	Brock Young	Rice	Feb. 14, 2009
14	Tom Miller	East Tennessee State	Jan. 8, 1969
13	Darrell Jenkins	N.C. Central	Jan. 5, 2008
13	Walter Moseley	UT-Chattanooga	Jan. 23, 1978
13	Ernie Pope	Appalachian State	Dec. 9, 1972
12	Miguel Paul	Southern Miss	March 8, 2012
12	Brock Young	Houston	Jan. 21, 2009
12	Brock Young	UNC Greensboro	Dec. 13, 2008
12	Brock Young	UNC Wilmington	Dec. 3, 2008
12	Darrell Jenkins	Morgan State	Nov. 11, 2006
12	Japhet McNeil	Saint Paul's	Jan. 7, 2006
12	Mike Cook	Belmont Abbey	Nov. 28, 2004
12	Jeff Kelly	Navy	Jan. 23, 1989
12	Herb Dixon	Richmond	Feb. 16, 1985
12	Jimmy Hinton	Navy	Feb. 13, 1988
12	Paul Childress	N.C. Wesleyan	Dec. 24, 1990
11	Isaac Fleming	Memphis	Feb. 3, 2018
11	Isaac Fleming	Cleveland State	Nov. 20, 2017
11	Antonio Robinson	Virginia-Lynchburg	Nov. 20, 2014
11	Darrell Jenkins	SMU	Feb. 27, 2008
11	Japhet McNeil	Marshall	Feb. 1, 2006
11	Japhet McNeil	Gardner-Webb	Nov. 22, 2005
11	Walter Moseley	LaSalle	Dec. 7, 1977
11	Buzzy Braman	Davidson	Jan. 20, 1975



*Miguel Paul handed out an ECU record 6.55 assists per game from 2011-13.*

# Steals

## CAREER

### Most Steals

No.	Player	Years	Steals
1.	Lester Lyons	1991-94	235
2.	Brock Young	2008-11	154
3.	Curt Vanderhorst	1983-86	151
4.	Paris Roberts-Campbell	2012-15	146
5.	Japhet McNeil	2004-06	141
6.	Corvonn Gaines	2010-13	117
7.	Tony Parham	1995-98	115
8.	Tim Basham	1994-97	110
9.	B.J. Tyson	2014-18	107
10.	Travis Holcomb-Faye	2000-03	105

### Most Steals per game

No.	Player	Years	G	St	Avg.
1.	Lester Lyons	1991-94	112	235	2.2
2.	Japhet McNeil	2004-06	81	141	1.7
3.	Blue Edwards	1987, '89	57	84	1.5
4.	Miguel Paul	2012-12	64	88	1.4
	Curt Vanderhorst	1983-86	108	150	1.4
6.	Brock Young	2008-11	121	154	1.3
	Barry Wright	1981, '83-84	68	91	1.3
	Tony Robinson	1983-84	57	76	1.3
9.	Kentrell Barkley	2017-18	87	101	1.2
	Paris Roberts-Campbell	2013-14	122	146	1.2
	Marchell Henry	1986-87	55	68	1.2
	Scott Hardy	1985-86	55	64	1.2



Lester Lyons is the only player in ECU history with more than 200 career steals.

## SEASON

### Most Steals

No.	Player	Year	Steals
1.	Lester Lyons	1990-91	70
2.	Lester Lyons	1992-93	69
3.	Maurice Kemp	2012-13	61
4.	Japhet McNeil	2004-05	59
5.	Antonio Robinson	2014-15	55
	Corvonn Gaines	2010-11	55
6.	Paris Roberts-Campbell	2013-14	53
	Lester Lyons	1993-94	53
	Curt Vanderhorst	1984-85	53
9.	Miguel Paul	2012-13	49
10.	Brock Young	2009-10	48
	Curt Vanderhorst	1985-86	48

### Most Steals Per Game

No.	Player	Years	G	St	Avg.
1.	Lester Lyons	1990-91	28	70	2.5
2.	Lester Lyons	1992-93	30	69	2.3
3.	Japhet McNeil	2004-05	28	59	2.1
4.	Lester Lyons	1993-94	26	53	2.0
5.	Curt Vanderhorst	1984-85	28	53	1.9
6.	Japhet McNeil	2005-06	26	46	1.8
7.	Antonio Robinson	2014-15	33	55	1.7
	Maurice Kemp	2012-13	35	61	1.7
	Jimmy Hinton	1987-88	25	42	1.7
	Curt Vanderhorst	1985-86	28	48	1.7

## GAME

### Most Steals

No.	Player	Opponent	Date
7	Kentrell Barkley	USF	Jan. 17, 2018
7	Lester Lyons	UNC Wilmington	Feb. 23, 1991
7	Curt Vanderhorst	Winthrop	Feb. 13, 1985
6	Jeremy Sheppard	USF	Dec. 28, 2016
6	Lance Tejada	UCF	March 12, 2015
6	Maurice Kemp	at Rice	Feb. 2, 2013
6	Miguel Paul	Massachusetts	Dec. 6, 2011
6	Corvonn Gaines	Campbell	Nov. 15, 2010
6	Brock Young	South Dakota St.	Nov. 23, 2009
6	Gabe Blair	SMU	Feb. 27, 2008
6	Japhet McNeil	Wofford	Nov. 26, 2005
6	Tony Robinson	Campbell	Feb. 26, 1983
6	Lester Lyons	Navy	Feb. 4, 1991
6	Lester Lyons	George Mason	Jan. 18, 1993
6	Lester Lyons	Florida Atlantic	Jan. 21, 1993
6	Lester Lyons	Virginia Tech	Feb. 18, 1993
6	Lester Lyons	Eastern Michigan	Dec. 30, 1993

# Blocked Shots

## CAREER

### Most Blocked Shots

No.	Player	Years	Blocks
1.	Moussa Badiane	2001-05	314
2.	Darrius Morrow	2008-12	112
3.	John Fields	2006-08	104
4.	Herb Gary	1976-80	103
5.	Robert Sampson	2010-13	97
6.	Andre Washington	2016-17	95
7.	Chad Wynn	2007-11	89
8.	Leon Bass	1983-87	81
9.	Lester Lyons	1990-94	73
10.	Maurice Kemp	2011-13	66

### Most Blocked Shots Per Game

No.	Player	Years	G	BS	Avg.
1.	Moussa Badiane	2001-05	105	314	3.0
2.	Andre Washington	2016-17	33	95	2.9
3.	John Fields	2006-08	54	104	1.9
4.	Chad Wynn	2007-11	109	89	1.2
	Herb Gray	1976-80	88	103	1.2
6.	Robert Sampson	2010-13	96	97	1.0
7.	Darrius Morrow	2008-12	123	112	0.9
8.	Vic Hamilton	1994-96	55	42	0.8
	Darrell Overton	1988-90	57	44	0.8
	Derrick Battle	1983-87	70	57	0.8
	Frank Hobson	1978-80	50	40	0.8



*Moussa Badiane blocked over 200 more shots than any other player in school history.*

## SEASON

### Most Blocked Shots

No.	Player	Year	Blocks
1.	Andre Washington	2016-17	95
2.	Moussa Badiane	2003-04	90
3.	Moussa Badiane	2001-02	87
4.	Moussa Badiane	2004-05	75
5.	Moussa Badiane	2002-03	62
6.	Robert Sampson	2012-13	60
7.	John Fields	2007-08	56
8.	John Fields	2006-07	48
9.	Herb Gray	1977-78	46
10.	Maurice Kemp	2012-13	39
	Brandan Stith	2013-14	39
	Chad Wynn	2008-09	39

### Most Blocked Shots Per Game

No.	Player	Year	G	BS	Avg.
1.	Moussa Badiane	2001-02	24	87	3.6
2.	Moussa Badiane	2003-04	27	90	3.3
3.	Andre Washington	2016-17	33	95	2.9
4.	Moussa Badiane	2004-05	27	75	2.8
5.	Moussa Badiane	2002-03	27	62	2.3
6.	John Fields	2007-08	29	56	1.9
	John Fields	2006-07	25	48	1.9
8.	Robert Sampson	2012-13	33	60	1.8
	Herb Gray	1977-78	26	46	1.8
10.	Brandan Stith	2013-14	33	39	1.2

## GAME

### Most Blocked Shots

No.	Player	Opponent	Date
8	Moussa Badiane	Memphis	Feb. 11, 2004
8	Moussa Badiane	Old Dominion	Dec. 8, 2001
8	Greg Cornelius	UNC Asheville	Jan. 21, 1978
7	Andre Washington	at Tulane	Feb. 21, 2017
7	John Fields	USF	Dec. 9, 2006
7	John Fields	Limestone	Nov. 21, 2006
7	Moussa Badiane	Radford	Dec. 22, 2001
7	Moussa Badiane	Lees-McRae	Jan. 2, 2002
6	Andre Washington	Tulane	Feb. 4, 2017
6	Andre Washington	USF	Dec. 28, 2016
6	Andre Washington	Stetson	Nov. 20, 2016
6	Moussa Badiane	Louisville	Jan. 16, 2002
6	Moussa Badiane	Marquette	Feb. 6, 2002



# Playing Experience

## CAREER

### Games Played

No.	Player	Year	Games
1.	Caleb White	2013-17	129
2.	Jamar Abrams	2007-11	124
3.	Michael Zangari	2012-16	123
	Darrius Morrow	2008-12	123
5.	Paris Roberts-Campbell	2011-15	122
6.	Brock Young	2007-11	121
7.	B.J. Tyson	2014-18	120
7.	Reed Lose	1986-90	114
8.	Corvonn Gaines	2009-13	113
9.	Lester Lyons	1990-94	112
	Anton Gill	1991-95	112
	Brandon Hawkins	1998-2002	112
	Erroyl Bing	2000-04	112

### Games Started

No.	Player	Year	Games
1.	Caleb White	2013-17	116
2.	Tony Parham	1994-98	109
3.	Lester Lyons	1990-94	107
4.	Anton Gill	1991-95	105
5.	Darrius Morrow	2008-12	103
6.	Ike Copeland	1989-93	97
7.	Sam Hinnant	2005-09	94
	Erroyl Bing	2000-04	94
9.	Leon Bass	1983-87	91
10.	Jamar Abrams	2008-11	88

### Most Personal Fouls

No.	Player	Year	Fouls
1.	Darrius Morrow	2008-12	353
2.	Leon Bass	1983-87	336
3.	Jamar Abrams	2007-11	335
4.	Moussa Badiane	2001-05	324
5.	Lester Lyons	1990-94	317
6.	Curt Vanderhorst	1982-86	304
7.	Caleb White	2013-17	290
7.	Tony Parham	1994-98	284
8.	Anton Gill	1990-95	273
9.	Corey Rouse	2001-06	269
10.	Tim Basham	1993-97	268

### Most Minutes Played

No.	Player	Year	Minutes
1.	Caleb White	2014-17	4,083
2.	Darrius Morrow	2008-12	3,717
3.	Lester Lyons	1990-94	3,499
4.	Brock Young	2008-11	3,290
5.	Erroyl Bing	2001-04	3,267
6.	Anton Gill	1992-95	3,190
7.	Tony Parham	1995-98	3,176
8.	Reed Lose	1987-90	3,095
9.	Paris Roberts-Campbell	2012-15	3,073
10.	Travis Holcomb-Faye	2000-03	3,062

### Most Minutes Per Game

No.	Player	Years	G	MP	Avg.
1.	Oliver Mack	1978-79	52	1,969	37.9
2.	Marchell Henry	1986-87	55	1,911	34.7
3.	Johnny Edwards	1983	29	996	34.3
4.	George Maynor	1979-80	54	1,813	33.6
5.	Tony Robinson	1983-84	57	1,893	33.2
6.	Kenny Murphy	1988-89	57	1,888	33.1
7.	Blue Edwards	1987, '89	57	1,863	32.7
8.	Miguel Paul	2012-13	64	2,069	32.3
	Derrick Wiley	2003-04	53	1,711	32.3
10.	Barry Wright	1981, 83-84	68	2,167	31.9

### Disqualifications

No.	Player	Year	DQs
1.	Leon Bass	1984-87	25
2.	Jim Modlin	1968-70	22
3.	Jim Gregory	1969-71	20
4.	Darrius Morrow	2009-12	19
5.	Curt Vanderhorst	1983-86	17
6.	Jim Fairley	1970-72	15
	Jerome Owens	1972-73	15
8.	Corey Rouse	2002-06	14
	Moussa Badiane	2002-05	14
	Vince Colbert	1967-68	14
	Reggie Lee	1974-76	14

## SEASON

### Games Played

No.	Player	Year	Games
1.	Ty Armstrong	2012-13	35
	Paris Roberts-Campbell	2012-13	35
	Maurice Kemp	2012-13	35
	Akeem Richmond	2012-13	35
5.	Six Players	2013-14	34
	Five Players	2010-11	34

### Games Started

No.	Player	Year	Games
1.	Ty Armstrong	2012-13	35
2.	Paris Roberts-Campbell	2013-14	34
	Akeem Richmond	2013-14	34
	Michael Zangari	2013-14	34
	Maurice Kemp	2012-13	34
6.	Andre Washington	2016-17	33
	Antonio Robinson	2014-15	33
	Terry Whisnant	2014-15	33
	Miguel Paul	2012-13	33
	Robert Sampson	2012-13	33
	Corvonn Gaines	2010-11	33
	Darrius Morrow	2010-11	33
	Erin Straughn	2010-11	33

## Most Personal Fouls

No.	Player	Year	Fouls
1.	Ty Armstrong	2012-13	116
2.	Jerome Owens	1971-72	112
	Blue Edwards	1986-87	112
4.	Jim Fairley	1971-72	106
	Leon Bass	1984-85	106
6.	Caleb White	2013-14	102
7.	Paris Roberts-Campbell	2013-14	101
	John Fields	2007-08	101
	Tim Brown	1989-90	101
10.	Corey Rouse	2004-05	100
	Jim Modlin	1969-70	100

## Most Minutes Played/Single Season

No.	Player	Year	Minutes
1.	Maurice Kemp	2012-13	1,202
2.	Akeem Richmond	2013-13	1,199
3.	Miguel Paul	2012-13	1,093
4.	Brock Young	2009-10	1,081
5.	Caleb White	2013-14	1,080
6.	B.J. Tyson	2015-16	1,071
7.	Kentrell Barkley	2016-17	1,066
8.	Reed Lose	1989-90	1,062
9.	Sam Hinnant	2008-09	1,047
10.	Terry Whisnant	2014-15	1,041

## Most Minutes Per Game

No.	Player	Year	G	MP	Avg.
1.	Oliver Mack	1978-79	27	1,031	38.2
2.	Oliver Mack	1977-78	25	938	37.5
3.	Reed Lose	1987-88	28	991	35.4
4.	Akeem Richmond	2013-14	34	1199	35.3
5.	Travis Holcomb-Faye	2002-03	22	775	35.2
	Marchell Henry	1986-87	28	987	35.2
7.	Barry Wright	1982-82	29	1,018	35.1
8.	Brock Young	2008-pr.	31	1,081	34.9
	Sam Hinnant	2008-09	30	1,407	34.9
10.	George Maynor	1978-79	27	929	34.4

## Disqualifications

No.	Player	Year	DQs
1.	Leon Bass	1984-85	11
2.	Vince Colbert	1967-68	9
	Jim Modlin	1968-69	9
	Jim Gregory	1969-70	9
	Jim Modlin	1969-70	9
	Julius Prince	1969-70	9
	Jerome Owens	1971-72	9
	Leon Bass	1985-86	9
9.	Corey Rouse	2004-05	8
	Jim Gregory	1968-69	

## GAME

### Most Minutes Played

No.	Player	Opponent	Date
50	Johnny Edwards	Richmond (Zot)	Feb. 16, 1983
50	Johnny Edwards	George Mason (Zot)H	Feb. 5, 1983
50	Thom Brown	George Mason (Zot)H	Feb. 5, 1983
50	Oliver Mack	Old Dominion (Zot)H	Feb. 3, 1979
49	Prince Williams	Tulane (3ot)	Feb. 10, 2016
49	B.J. Tyson	Tulane (3ot)	Feb. 10, 2016
49	Kentrell Barkley	Tulane (3ot)	Feb. 10, 2016
49	Paul Childress	James Madison (Zot)	Jan. 15, 1990
49	George Maynor	Old Dominion (Zot)	Feb. 3, 1979
48	Erroyl Bing	Radford (Zot)	Dec. 22, 2001
48	Tony Parham	James Madison (Zot)	March 1, 1997
48	Barry Wright	George Mason (Zot)	Feb. 5, 1983
48	Herb Krusen	William & Mary (Zot)	Jan. 30, 1979
47	Brandon Hawkins	Birmingham South. (Zot)	Feb. 19, 2001
47	Lester Lyons	Old Dominion (Zot)	Dec. 29, 1990
47	Tony Robinson	George Mason (Zot)	Feb. 5, 1983
46	Prince Williams	Houston (Zot)	Jan. 30, 2016
46	Evaldas Joycs	Old Dominion (Zot)	Feb. 26, 1999
46	Tim Brown	James Madison (Zot)	Jan. 15, 1990
45	13 times		
	<i>last: Shawn Williams</i>	<i>Memphis (ot)</i>	<i>Feb. 3, 2018</i>

### Most Minutes Played Without A Turnover

No.	Player	Opponent	Date
49	George Maynor	Old Dominion (Zot)	Feb. 3, 1979
48	Tony Parham	James Madison (Zot)	March 1, 1997
45	Neil Punt	Old Dominion (Zot)	Feb. 26, 1999
44	Charles Green	Richmond (Zot)	Feb. 16, 1983
43	Corey Rouse	Marquette (ot)	Feb. 12, 2005
41	Skip Schaeftbauer	James Madison (ot)	Jan. 14, 1994
41	Curley Young	UNC Wilmington (ot)	Jan. 30, 1993
40	Fifteen times		
	<i>last: Terry Whisnant</i>	<i>SMU</i>	<i>Jan. 17, 2015</i>

# 1,000-Point Club



## 1 Bobby Hodges (2,018)

**#19 • C • 6-6 • Kinston, N.C.** — Hodges was a two-sport athlete at East Carolina University, where he started four years at tackle and end for the Pirates' football team and was a four-year starter on the ECU basketball team. On the hardwood, Hodges was all-conference from 1952-54 and conference MVP in 1953 and '54. He earned all-state honors in 1963 and '54, serving as team captain in '54. He was also voted All-America in 1954 and was selected by the Philadelphia Warriors in the 1954 NBA Draft. He was inducted into the ECU Athletics Hall of Fame in 1974 and the North Carolina Sports Hall of Fame in 1993.



## 2 Lester Lyons (1,825)

**#15 • G • 6-4 • 160 • Lewiston, N.C.** — Lyons is the school's all-time leading scorer in its Division I era. He was named the 1991 CAA Rookie-of-the-Year and was a three-time second-team all-conference selection. He is the only player in ECU history to lead the Pirates in scoring each of his four seasons. Twice named to the CAA All-Defensive Team, Lyons led the Pirates in steals all four years and graduated as the Pirates' all-time leader in field goals made, 3-point field goals made, free throws made, assists and steals. He remains the only Pirate with 600 career field goals made as well as the only letterman with over 200 steals.

Year	GP	GS	Min	Avg	FG	FGA	Pct	3FG	3FGA	Pct	FT	FTA	Pct	Off	Def	Tot	Avg	PF	FO	Ast	TO	Blk	Stl	Pts	Avg
1990-91	28	28	910	32.5	179	386	.464	50	132	.379	86	108	.796	31	61	92	3.3	74	2	86	122	28	70	494	17.6
1991-92	28	28	867	31.0	154	367	.420	58	159	.365	72	96	.750	28	59	87	3.1	78	2	75	88	17	43	438	15.6
1992-93	30	26	888	29.6	161	369	.436	55	154	.357	86	107	.804	30	52	82	2.7	91	6	77	83	17	69	463	15.4
1993-94	26	25	834	32.1	144	349	.413	66	181	.365	76	92	.826	34	73	107	4.1	74	2	88	60	11	53	430	16.5
<b>Total</b>	<b>112</b>	<b>107</b>	<b>3499</b>	<b>31.2</b>	<b>638</b>	<b>1471</b>	<b>.434</b>	<b>229</b>	<b>626</b>	<b>.366</b>	<b>320</b>	<b>403</b>	<b>.794</b>	<b>123</b>	<b>245</b>	<b>368</b>	<b>3.3</b>	<b>317</b>	<b>12</b>	<b>326</b>	<b>353</b>	<b>73</b>	<b>235</b>	<b>1825</b>	<b>16.3</b>



## 3 Sonny Russell (1,653)

**#14 • F • 6-3 • 170 • New Bern, N.C.** — Hodges was an all-state performer at East Carolina and a member of the All-North State Conference basketball team from 1949-53. Russell was a charter member of the ECU Athletics Hall Of Fame and his No. 14 jersey is the only men's basketball number that has ever been retired at ECU. Russell was also a four-year letterman in baseball before going on to serve in the United States Army during the Korean War.



## 4 Caleb White (1,578)

**#2 • F • 6-7 • 210 • Buckingham, Va.** — White graduated as the Pirates' all-time leader in games played, games started and minutes played, which allowed him to become one of the first five players in ECU history to score more than 1,500 points. He finished his career ranked No. 2 on the school's career 3-point field goals made list. Although he never led the team in scoring, White put together a consistent scoring line that never rose above 12.4 ppg and never dropped below 11.8 ppg. He only missed three games in four years and was in the starting lineup in 90 percent of the games he played.

Year	GP	GS	Min	Avg	FG	FGA	Pct	3FG	3FGA	Pct	FT	FTA	Pct	Off	Def	Tot	Avg	PF	FO	Ast	TO	Blk	Stl	Pts	Avg
2013-14	34	30	1080	31.8	147	301	.488	47	125	.376	81	114	.711	30	81	111	3.3	102	4	48	49	7	14	422	12.4
2014-15	33	32	1021	30.9	138	313	.441	67	164	.409	61	77	.792	24	92	116	3.5	65	0	46	50	5	15	404	12.2
2015-16	30	22	962	32.1	128	302	.424	70	184	.380	48	60	.800	13	81	94	3.1	57	0	75	53	3	23	374	12.5
2016-17	32	32	1020	31.9	126	328	.384	72	203	.355	54	66	.818	11	63	74	2.3	66	0	47	36	10	17	378	11.8
<b>Total</b>	<b>129</b>	<b>116</b>	<b>4083</b>	<b>31.7</b>	<b>539</b>	<b>1244</b>	<b>.433</b>	<b>256</b>	<b>676</b>	<b>.379</b>	<b>244</b>	<b>317</b>	<b>.770</b>	<b>78</b>	<b>317</b>	<b>395</b>	<b>3.1</b>	<b>290</b>	<b>4</b>	<b>216</b>	<b>188</b>	<b>25</b>	<b>69</b>	<b>1578</b>	<b>12.2</b>



## 5 B.J. Tyson (1,570)

**#21 • G • 6-3 • 180 • Wadesboro, N.C.** — Finished his career ranked No. 5 all-time at ECU in scoring and second all-time in the American Athletic Conference ... He also finished ranked among the school's all-time Top 10 in field goals made (3rd), free throws made (5th), games played (6th), assists (10th) and steals (10th) ... Three-time American Athletic Conference Weekly Honor Roll selection ... Named to The American All-Rookie Team in 2015 ... Joined the team for the 2014-15 campaign ... Committed to ECU in the spring of 2013 and enrolled in the fall but was ineligible for competition.

Year	GP	GS	Min	Avg	FG	FGA	Pct	3FG	3FGA	Pct	FT	FTA	Pct	Off	Def	Tot	Avg	PF	FO	Ast	TO	Blk	Stl	Pts	Avg
2014-15	33	0	798	24.2	143	312	.458	19	63	.302	108	150	.720	45	84	129	3.9	55	0	46	51	3	26	413	12.5
2015-16	32	31	1071	33.5	173	412	.420	44	150	.293	78	106	.736	25	116	141	4.4	55	0	82	73	5	31	468	14.6
2016-17	25	18	627	25.1	91	237	.384	16	59	.271	43	63	.683	7	65	72	2.9	29	0	59	49	4	26	241	9.6
2017-18	30	30	1093	36.4	162	394	.411	42	144	.292	82	99	.828	25	105	130	4.3	60	1	81	58	7	24	448	14.9
<b>Total</b>	<b>120</b>	<b>79</b>	<b>3589</b>	<b>29.9</b>	<b>569</b>	<b>1355</b>	<b>.420</b>	<b>121</b>	<b>416</b>	<b>.291</b>	<b>311</b>	<b>418</b>	<b>.744</b>	<b>102</b>	<b>370</b>	<b>472</b>	<b>3.9</b>	<b>199</b>	<b>1</b>	<b>268</b>	<b>231</b>	<b>19</b>	<b>107</b>	<b>1570</b>	<b>13.1</b>



## 6 Darrius Morrow (1,506)

**#1 • F • 6-8 • 245 • Atlanta, Ga.** — Morrow was a 2012 Third Team All-Conference USA selection and an all-freshman team honoree in 2009 ... Named to the 2011 C-USA Championship all-tournament team, helping the Pirates reach the semifinals. Morrow led ECU in field goal percentage each of his four years and posted a C-USA best .580 shooting percentage as a senior. He graduated as the school's career record holder for free throws made and ranked fourth on the program's all-time field goals made list.

Year	GP	GS	Min	Avg	FG	FGA	Pct	3FG	3FGA	Pct	FT	FTA	Pct	Off	Def	Tot	Avg	PF	FO	Ast	TO	Blk	Stl	Pts	Avg
2008-09	30	11	799	26.6	94	169	.556	0	1	.000	104	160	.650	92	108	200	6.7	83	6	21	44	24	17	292	9.7
2009-10	28	26	896	32.0	119	205	.580	0	0	.000	116	177	.655	78	103	181	6.5	77	4	25	58	25	32	354	12.6
2010-11	34	33	1038	30.5	141	277	.509	0	1	.000	159	239	.665	87	126	213	6.3	95	3	26	80	28	25	441	13.0
2011-12	31	31	984	31.7	160	295	.542	0	1	.000	99	147	.673	49	135	184	5.9	97	6	48	72	35	29	419	13.5
<b>Total</b>	<b>123</b>	<b>101</b>	<b>3717</b>	<b>30.2</b>	<b>514</b>	<b>946</b>	<b>.543</b>	<b>0</b>	<b>3</b>	<b>.000</b>	<b>478</b>	<b>723</b>	<b>.661</b>	<b>306</b>	<b>472</b>	<b>778</b>	<b>6.3</b>	<b>352</b>	<b>19</b>	<b>120</b>	<b>254</b>	<b>112</b>	<b>103</b>	<b>1506</b>	<b>12.2</b>



## 7 Anton Gill (1,485)

**#32 • F • 6-8 • 207 • Raleigh, N.C.** — A first-team All-CAA selection in 1995 ... Played in 112 games during ECU career, starting 105 ... Led the team in scoring (16.8) and rebounding (7.1) as a senior ... Finished his career ranked No. 4 on the Pirates' all-time scoring list and fourth in career rebounding with 725 boards ... Also ranked No. 2 in career field goals made (582) and third in career free throws made (282).

Year	GP	GS	Min	Avg	FG	FGA	Pct	3FG	3FGA	Pct	FT	FTA	Pct	Off	Def	Tot	Avg	PF	FO	Ast	TO	Blk	Stl	Pts	Avg
1991-92	28	26	802	28.6	129	240	.538	12	24	.500	49	73	.671	75	125	200	7.1	79	1	22	46	6	23	319	11.4
1992-93	28	25	746	26.6	104	211	.493	10	37	.270	70	100	.700	51	101	152	5.4	68	2	15	46	6	22	288	10.3
1993-94	27	26	750	27.8	161	273	.590	1	12	.083	69	100	.690	71	97	168	6.2	61	0	22	48	10	19	392	14.5
1994-95	29	28	892	30.8	188	359	.524	15	31	.484	95	138	.688	73	134	207	7.1	65	0	17	78	7	19	486	16.8
<b>Total</b>	<b>112</b>	<b>105</b>	<b>3190</b>	<b>28.5</b>	<b>582</b>	<b>1083</b>	<b>.537</b>	<b>38</b>	<b>104</b>	<b>.365</b>	<b>283</b>	<b>411</b>	<b>.689</b>	<b>270</b>	<b>457</b>	<b>727</b>	<b>6.5</b>	<b>273</b>	<b>3</b>	<b>76</b>	<b>218</b>	<b>29</b>	<b>83</b>	<b>1485</b>	<b>13.3</b>



## 8 Bill Otte (1,368)

**#44 • F • 6-7 • 200 • Hawthorne, N.J.** — Was the third player in school history to score over 1,000 career points, reaching the milestone in 1963 ... Averaged more than 18 points per game as a junior and senior and was the team's top rebounder in four consecutive seasons ... Holds the Pirates' single-game record for rebounds with 24.

Year	GP	GS	Min	Avg	FG	FGA	Pct	3FG	3FGA	Pct	FT	FTA	Pct	Off	Def	Tot	Avg	PF	FO	Ast	TO	Blk	Stl	Pts	Avg
1960-61	21	0	0	0.0	95	225	.422	0	0	.000	62	111	.559	-	-	207	9.9	0	0	0	0	0	0	252	12.0
1961-62	26	0	0	0.0	152	374	.406	0	0	.000	68	97	.701	-	-	332	12.8	74	0	0	0	0	0	372	14.3
1962-63	22	0	0	0.0	168	379	.443	0	0	.000	75	105	.714	-	-	272	12.4	50	0	0	0	0	0	411	18.7
1963-64	18	0	0	0.0	130	326	.399	0	0	.000	73	110	.664	-	-	158	8.8	60	0	0	0	0	0	333	18.5
<b>Total</b>	<b>87</b>	<b>0</b>	<b>0</b>	<b>0.0</b>	<b>545</b>	<b>1304</b>	<b>.418</b>	<b>0</b>	<b>0</b>	<b>.000</b>	<b>278</b>	<b>423</b>	<b>.657</b>	<b>-</b>	<b>-</b>	<b>969</b>	<b>11.1</b>	<b>184</b>	<b>0</b>	<b>0</b>	<b>0</b>	<b>0</b>	<b>0</b>	<b>1368</b>	<b>15.7</b>



## 9 Brock Young (1,232)

**#10 • G • 5-11 • 180 • Raleigh, N.C.** — Named the 2010-11 Conference USA Sixth Man-of-the-Year ... Voted third-team All-Conference USA in 2009-10 ... Led C-USA in assists per game as a sophomore and junior ... Was the Pirates' leading scorer as junior and was their top assist distributor during each of his final three seasons ... Concluded his career ranked sixth on the school's all-time scoring list and first in assists.


Year	GP	GS	Min	Avg	FG	FGA	Pct	3FG	3FGA	Pct	FT	FTA	Pct	Off	Def	Tot	Avg	PF	FO	Ast	TO	Blk	Stl	Pts	Avg
2007-08	30	2	434	14.5	30	93	.323	5	20	.250	78	95	.821	8	37	45	1.5	39	0	81	70	0	35	143	4.8
2008-09	30	28	990	33.0	98	257	.381	23	70	.329	99	118	.839	16	97	113	3.8	53	0	227	93	1	39	318	10.6
2009-10	31	31	1081	34.9	146	381	.383	32	115	.278	158	193	.819	18	95	113	3.6	77	0	171	134	0	48	482	15.5
2010-11	30	6	785	26.2	80	224	.357	34	101	.337	95	126	.754	4	71	75	2.5	51	1	133	78	1	32	289	9.6
<b>Total</b>	<b>121</b>	<b>67</b>	<b>3290</b>	<b>27.2</b>	<b>354</b>	<b>955</b>	<b>.371</b>	<b>94</b>	<b>306</b>	<b>.307</b>	<b>430</b>	<b>532</b>	<b>.808</b>	<b>46</b>	<b>300</b>	<b>346</b>	<b>2.9</b>	<b>220</b>	<b>1</b>	<b>612</b>	<b>375</b>	<b>2</b>	<b>154</b>	<b>1232</b>	<b>10.2</b>



## 10 Curt Vanderhorst (1,199)

**#11 • G • 6-1 • 185 • Fayetteville, N.C.** — Vanderhorst was the Pirates' leading scorer during the 1983-84 and 1984-85 seasons ... Led the team in steals as a sophomore junior and senior ... First player in ECU history to collect more than 100 steals during his career and first to record more than 50 steals in a season ... His seven steals against Winthrop in 1985 still ranks as an ECU single-game record ... Only scored 30 points in a game one time, dropping 30 against Richmond in 1985.

Year	GP	GS	Min	Avg	FG	FGA	Pct	3FG	3FGA	Pct	FT	FTA	Pct	Off	Def	Tot	Avg	PF	FO	Ast	TO	Blk	Stl	Pts	Avg
1982-83	24	0	313	13.0	16	38	.421	-	-	-	20	30	.667	-	-	32	1.3	33	1	20	20	4	7	52	2.2
1983-84	28	22	826	29.5	141	295	.478	-	-	-	42	70	.600	-	-	101	3.6	90	6	63	75	6	43	324	11.6
1984-85	28	28	935	33.4	210	433	.485	-	-	-	56	68	.824	36	83	119	4.3	92	6	77	63	5	53	476	17.0
1985-86	28	28	911	32.5	138	275	.502	-	-	-	71	98	.724	44	99	143	5.1	89	4	72	69	7	48	347	12.4
<b>Total</b>	<b>108</b>	<b>78</b>	<b>2985</b>	<b>27.6</b>	<b>505</b>	<b>1041</b>	<b>.485</b>	<b>-</b>	<b>-</b>	<b>-</b>	<b>189</b>	<b>266</b>	<b>.711</b>	<b>-</b>	<b>-</b>	<b>395</b>	<b>3.7</b>	<b>304</b>	<b>17</b>	<b>232</b>	<b>227</b>	<b>22</b>	<b>151</b>	<b>1199</b>	<b>11.1</b>



## 11 Oliver Mack (1,196)

**#25 • G • 6-3 • 195 • Queens, N.Y.**

Year	GP	GS	Min	Avg	FG	FGA	Pct	3FG	3FGA	Pct	FT	FTA	Pct	Off	Def	Tot	Avg	PF	FO	Ast	TO	Blk	Stl	Pts	Avg
1977-78	25	25	938	37.5	292	554	.527	0	0	.000	115	151	.762	-	-	110	4.4	0	0	55	0	1	23	699	28.0
1978-79	27	27	1031	38.2	215	431	.499	0	0	.000	67	96	.698	-	-	114	4.2	0	0	65	0	2	21	497	18.4
<b>Total</b>	<b>52</b>	<b>52</b>	<b>1969</b>	<b>37.9</b>	<b>507</b>	<b>985</b>	<b>.515</b>	<b>0</b>	<b>0</b>	<b>.000</b>	<b>182</b>	<b>247</b>	<b>.737</b>	<b>-</b>	<b>-</b>	<b>224</b>	<b>4.3</b>	<b>0</b>	<b>0</b>	<b>120</b>	<b>0</b>	<b>3</b>	<b>44</b>	<b>1196</b>	<b>23.0</b>



## 12 Jim Gregory (1,191)

**#42 • F • 6-7 • 215 • Ebert, W.Va. (Gary HS)**

Year	GP	GS	Min	Avg	FG	FGA	Pct	3FG	3FGA	Pct	FT	FTA	Pct	Off	Def	Tot	Avg	PF	FO	Ast	TO	Blk	Stl	Pts	Avg
1968-69	28	0	0	0.0	137	266	.515	0	0	.000	68	109	.624	-	-	314	11.2	101	8	0	0	0	0	342	12.2
1969-70	25	0	0	0.0	169	345	.490	0	0	.000	74	107	.692	-	-	261	10.4	97	9	0	0	0	0	412	16.5
1970-71	24	0	0	0.0	173	383	.452	0	0	.000	91	138	.659	-	-	277	11.5	90	3	0	0	0	0	437	18.2
<b>Total</b>	<b>77</b>	<b>0</b>	<b>0</b>	<b>0.0</b>	<b>479</b>	<b>994</b>	<b>.482</b>	<b>0</b>	<b>0</b>	<b>.000</b>	<b>233</b>	<b>354</b>	<b>.658</b>	<b>-</b>	<b>-</b>	<b>852</b>	<b>11.1</b>	<b>288</b>	<b>20</b>	<b>0</b>	<b>0</b>	<b>0</b>	<b>0</b>	<b>1191</b>	<b>15.5</b>



## 13 Jerry Woodside (1,189)

**#24 • F • 6-4 • 190 • Durham, N.C.**

Year	GP	GS	Min	Avg	FG	FGA	Pct	3FG	3FGA	Pct	FT	FTA	Pct	Off	Def	Tot	Avg	PF	FO	Ast	TO	Blk	Stl	Pts	Avg
1963-64	24	0	0	0.0	139	266	.523	0	0	.000	77	136	.566	-	-	200	8.3	63	0	0	0	0	0	355	14.8
1964-65	22	0	0	0.0	156	284	.549	0	0	.000	118	188	.628	-	-	187	8.5	0	0	0	0	0	0	430	19.5
1965-66	22	0	0	0.0	150	274	.547	0	0	.000	104	197	.528	-	-	155	7.0	59	1	0	0	0	0	404	18.4
<b>Total</b>	<b>68</b>	<b>0</b>	<b>0</b>	<b>0.0</b>	<b>445</b>	<b>824</b>	<b>.540</b>	<b>0</b>	<b>0</b>	<b>.000</b>	<b>299</b>	<b>521</b>	<b>.574</b>	<b>-</b>	<b>-</b>	<b>542</b>	<b>8.0</b>	<b>122</b>	<b>1</b>	<b>0</b>	<b>0</b>	<b>0</b>	<b>0</b>	<b>1189</b>	<b>17.5</b>



## 14 Theodore "Blue" Edwards (1,177)

**#30 • F • 6-5 • 200 • Walstonburg, N.C. (Louisburg College)**

Year	GP	GS	Min	Avg	FG	FGA	Pct	3FG	3FGA	Pct	FT	FTA	Pct	Off	Def	Tot	Avg	PF	FO	Ast	TO	Blk	Stl	Pts	Avg
1986-87	28	26	876	31.3	169	301	.561	1	4	.250	65	88	.739	52	106	158	5.6	112	5	52	76	13	37	404	14.4
1988-89	29	29	987	34.0	297	539	.551	25	51	.490	154	204	.755	47	154	201	6.9	96	5	92	92	18	47	773	26.7
<b>Total</b>	<b>57</b>	<b>55</b>	<b>1863</b>	<b>32.7</b>	<b>466</b>	<b>840</b>	<b>.555</b>	<b>26</b>	<b>55</b>	<b>.473</b>	<b>219</b>	<b>292</b>	<b>.750</b>	<b>99</b>	<b>260</b>	<b>359</b>	<b>6.3</b>	<b>208</b>	<b>10</b>	<b>144</b>	<b>168</b>	<b>31</b>	<b>84</b>	<b>1177</b>	<b>20.6</b>





## 15 Jim Modlin (1,174)

#52 • F • 6-7 • 220 • Jamestown, N.C.

Year	GP	GS	Min	Avg	FG	FGA	Pct	3FG	3FGA	Pct	FT	FTA	Pct	Off	Def	Tot	Avg	PF	FO	Ast	TO	Blk	Stl	Pts	Avg
1967-68	25	0	0	0.0	93	202	.460	0	0	.000	78	117	.667	-	-	118	4.7	78	4	0	0	0	0	264	10.6
1968-69	28	0	0	0.0	154	284	.542	0	0	.000	122	175	.697	-	-	176	6.3	108	9	0	0	0	0	430	15.4
1969-70	26	0	0	0.0	168	361	.465	0	0	.000	144	210	.686	-	-	273	10.5	100	9	0	0	0	0	480	18.5
<b>Total</b>	<b>79</b>	<b>0</b>	<b>0</b>	<b>0.0</b>	<b>415</b>	<b>847</b>	<b>.490</b>	<b>0</b>	<b>0</b>	<b>.000</b>	<b>344</b>	<b>502</b>	<b>.685</b>	<b>-</b>	<b>-</b>	<b>567</b>	<b>7.2</b>	<b>286</b>	<b>22</b>	<b>0</b>	<b>0</b>	<b>0</b>	<b>0</b>	<b>1174</b>	<b>14.9</b>



## 16 Erroyl Bing (1,137)

#33 • F • 6-7 • 245 • Largo, Fla.

Year	GP	GS	Min	Avg	FG	FGA	Pct	3FG	3FGA	Pct	FT	FTA	Pct	Off	Def	Tot	Avg	PF	FO	Ast	TO	Blk	Stl	Pts	Avg
2000-01	28	20	733	26.2	99	256	.387	29	76	.382	65	98	.663	65	153	218	7.8	86	1	30	63	9	13	292	10.4
2001-02	30	30	996	33.2	119	293	.406	37	99	.374	102	158	.646	99	162	261	8.7	67	0	47	79	6	16	377	12.6
2002-03	27	26	763	28.3	75	176	.426	8	47	.170	59	97	.608	100	136	236	8.7	56	1	28	42	7	12	217	8.0
2003-04	27	18	775	28.7	78	189	.413	22	65	.338	73	117	.624	87	136	223	8.3	58	1	15	51	10	15	251	9.3
<b>Total</b>	<b>112</b>	<b>94</b>	<b>3267</b>	<b>29.2</b>	<b>371</b>	<b>914</b>	<b>.406</b>	<b>96</b>	<b>287</b>	<b>.334</b>	<b>299</b>	<b>470</b>	<b>.636</b>	<b>351</b>	<b>587</b>	<b>938</b>	<b>8.4</b>	<b>267</b>	<b>3</b>	<b>120</b>	<b>235</b>	<b>32</b>	<b>56</b>	<b>1137</b>	<b>10.2</b>



## 17 Sam Hinnant (1,131)

#4 • G • 6-3 • 200 • Charlotte, N.C.

Year	GP	GS	Min	Avg	FG	FGA	Pct	3FG	3FGA	Pct	FT	FTA	Pct	Off	Def	Tot	Avg	PF	FO	Ast	TO	Blk	Stl	Pts	Avg
2005-06	28	28	855	30.5	92	259	.355	50	154	.325	51	72	.708	19	62	81	2.9	47	0	54	43	1	14	285	10.2
2006-07	14	8	270	19.3	21	70	.300	12	41	.293	13	23	.565	10	22	32	2.3	19	0	10	13	2	9	67	4.8
2007-08	30	28	859	28.6	105	261	.402	74	183	.404	46	63	.730	30	63	93	3.1	41	0	40	37	2	13	330	11.0
2008-09	30	28	1048	34.9	138	358	.385	85	235	.362	88	106	.830	22	87	109	3.6	49	1	58	46	2	17	449	15.0
<b>Total</b>	<b>102</b>	<b>92</b>	<b>3032</b>	<b>29.7</b>	<b>356</b>	<b>948</b>	<b>.376</b>	<b>221</b>	<b>613</b>	<b>.361</b>	<b>198</b>	<b>264</b>	<b>.750</b>	<b>81</b>	<b>234</b>	<b>315</b>	<b>3.1</b>	<b>156</b>	<b>1</b>	<b>162</b>	<b>139</b>	<b>7</b>	<b>53</b>	<b>1131</b>	<b>11.1</b>



## 18 Herb Krusen (1,115)

#42 • F • 6-5 • 200 • Silver Spring, Md.

Year	GP	GS	Min	Avg	FG	FGA	Pct	3FG	3FGA	Pct	FT	FTA	Pct	Off	Def	Tot	Avg	PF	FO	Ast	TO	Blk	Stl	Pts	Avg
1976-77	27	0	335	12.4	75	179	.419	0	0	.000	22	28	.786	-	-	46	1.7	31	0	10	22	0	5	172	6.4
1977-78	25	25	660	26.4	145	289	.502	0	0	.000	47	51	.922	-	-	94	3.8	0	0	39	0	2	10	337	13.5
1978-79	27	15	594	22.0	118	216	.546	0	0	.000	17	24	.708	-	-	55	2.0	0	0	21	0	2	6	253	9.4
1979-80	27	0	165	6.1	165	297	.556	0	0	.000	23	27	.852	-	-	79	2.9	61	1	42	39	5	2	353	13.1
<b>Total</b>	<b>106</b>	<b>40</b>	<b>1754</b>	<b>16.5</b>	<b>503</b>	<b>981</b>	<b>.513</b>	<b>0</b>	<b>0</b>	<b>.000</b>	<b>109</b>	<b>130</b>	<b>.838</b>	<b>-</b>	<b>-</b>	<b>274</b>	<b>2.6</b>	<b>92</b>	<b>1</b>	<b>112</b>	<b>61</b>	<b>9</b>	<b>23</b>	<b>1115</b>	<b>10.5</b>



## 19 Lacy West (1,111)

#32 • F • 6-3 • 184 • Asheboro, N.C.

Year	GP	GS	Min	Avg	FG	FGA	Pct	3FG	3FGA	Pct	FT	FTA	Pct	Off	Def	Tot	Avg	PF	FO	Ast	TO	Blk	Stl	Pts	Avg
1959-60	24	-	-	-	91	187	.487	-	-	-	51	77	.662	-	-	131	-	-	-	-	-	-	-	233	9.7
1960-61	21	-	-	-	84	193	.435	-	-	-	61	86	.709	-	-	112	5.3	-	-	-	-	-	-	229	10.9
1961-62	24	-	-	-	112	264	.424	-	-	-	42	62	.677	-	-	239	10.0	-	-	-	-	-	-	266	11.1
1962-63	22	-	-	-	146	301	.485	-	-	-	91	117	.778	-	-	174	7.9	-	-	-	-	-	-	383	17.4
<b>Total</b>	<b>91</b>	<b>-</b>	<b>-</b>	<b>-</b>	<b>433</b>	<b>945</b>	<b>.458</b>	<b>-</b>	<b>-</b>	<b>-</b>	<b>245</b>	<b>342</b>	<b>.716</b>	<b>-</b>	<b>-</b>	<b>656</b>	<b>7.2</b>	<b>-</b>	<b>-</b>	<b>-</b>	<b>-</b>	<b>-</b>	<b>-</b>	<b>1111</b>	<b>12.2</b>



## 20 Jamar Abrams (1,110)

#21 • G/F • 6-6 • 205 • Richmond, Va.

Year	GP	GS	Min	Avg	FG	FGA	Pct	3FG	3FGA	Pct	FT	FTA	Pct	Off	Def	Tot	Avg	PF	FO	Ast	TO	Blk	Stl	Pts	Avg
2007-08	30	2	441	14.7	44	100	.440	7	26	.269	30	33	.909	25	44	69	2.3	53	1	8	21	5	13	125	4.2
2008-09	30	23	810	27.0	108	218	.495	43	101	.426	41	50	.820	46	105	151	5.0	95	4	14	41	11	23	300	10.0
2009-10	31	31	948	30.6	123	277	.444	56	154	.364	42	62	.677	42	109	151	4.9	89	4	29	69	22	26	344	11.1
2010-11	33	30	844	25.6	119	264	.451	69	169	.408	34	47	.723	42	94	136	4.1	98	4	29	40	6	19	341	10.3
<b>Total</b>	<b>124</b>	<b>86</b>	<b>3043</b>	<b>24.5</b>	<b>394</b>	<b>859</b>	<b>.459</b>	<b>175</b>	<b>450</b>	<b>.389</b>	<b>147</b>	<b>192</b>	<b>.766</b>	<b>155</b>	<b>352</b>	<b>507</b>	<b>4.1</b>	<b>335</b>	<b>13</b>	<b>80</b>	<b>171</b>	<b>44</b>	<b>81</b>	<b>1110</b>	<b>9.0</b>



## 21 Billy Brogden (1,098)

#22 • G • 6-0 • 156 • Wilmington, N.C.

Year	GP	GS	Min	Avg	FG	FGA	Pct	3FG	3FGA	Pct	FT	FTA	Pct	Off	Def	Tot	Avg	PF	FO	Ast	TO	Blk	Stl	Pts	Avg
1961-62	24	0	0	0.0	85	170	.500	0	0	.000	65	84	.774	-	-	63	2.6	54	0	0	0	0	0	235	9.8
1962-63	22	0	0	0.0	100	248	.403	0	0	.000	54	70	.771	-	-	45	2.0	58	0	0	0	0	0	254	11.5
1963-64	24	0	0	0.0	130	325	.400	0	0	.000	63	84	.750	-	-	84	3.5	72	0	0	0	0	0	323	13.5
1964-65	22	0	0	0.0	113	268	.422	0	0	.000	60	76	.789	-	-	68	3.1	0	0	0	0	0	0	286	13.0
<b>Total</b>	<b>92</b>	<b>0</b>	<b>0</b>	<b>0.0</b>	<b>428</b>	<b>1011</b>	<b>.423</b>	<b>0</b>	<b>0</b>	<b>.000</b>	<b>242</b>	<b>314</b>	<b>.771</b>	<b>-</b>	<b>-</b>	<b>260</b>	<b>2.8</b>	<b>184</b>	<b>0</b>	<b>0</b>	<b>0</b>	<b>0</b>	<b>0</b>	<b>1098</b>	<b>11.9</b>



## 22 Gabriel Mikulas (1,086)

#51 • F • 6-8 • 235 • Cordoba, Argentina

Year	GP	GS	Min	Avg	FG	FGA	Pct	3FG	3FGA	Pct	FT	FTA	Pct	Off	Def	Tot	Avg	PF	FO	Ast	TO	Blk	Stl	Pts	Avg
2000-01	28	28	871	31.1	138	232	.595	0	1	.000	144	181	.796	49	110	159	5.7	86	4	52	92	20	18	420	15.0
2001-02	17	16	525	30.9	60	135	.444	0	0	.000	81	100	.810	40	64	104	6.1	52	2	34	56	15	4	201	11.8
2002-03	27	27	809	30.0	106	206	.515	2	11	.182	95	114	.833	53	104	157	5.8	73	2	38	62	10	26	309	11.4
2003-04	12	12	324	27.0	46	74	.622	3	4	.750	61	73	.836	25	57	82	6.8	33	2	11	28	5	4	156	13.0
<b>Total</b>	<b>84</b>	<b>83</b>	<b>2529</b>	<b>30.1</b>	<b>350</b>	<b>647</b>	<b>.541</b>	<b>5</b>	<b>16</b>	<b>.313</b>	<b>381</b>	<b>468</b>	<b>.814</b>	<b>167</b>	<b>335</b>	<b>502</b>	<b>6.0</b>	<b>244</b>	<b>10</b>	<b>135</b>	<b>238</b>	<b>50</b>	<b>52</b>	<b>1086</b>	<b>12.9</b>



## 23 Reed Lose (1,084)

#21 • G • 6-4 • 215 • Camp Hill, Pa.

Year	GP	GS	Min	Avg	FG	FGA	Pct	3FG	3FGA	Pct	FT	FTA	Pct	Off	Def	Tot	Avg	PF	FO	Ast	TO	Blk	Stl	Pts	Avg
1986-87	26	1	283	10.9	19	52	.365	7	26	.269	4	10	.400	11	22	33	1.3	23	0	20	20	2	9	49	1.9
1987-88	28	28	991	35.4	168	330	.509	36	102	.353	47	67	.701	28	77	105	3.8	51	0	64	70	2	26	419	15.0
1988-89	29	14	759	26.2	82	170	.482	11	43	.256	49	63	.778	30	68	98	3.4	70	3	67	42	0	25	224	7.7
1989-90	31	31	1062	34.3	134	313	.428	34	92	.370	90	121	.744	23	76	99	3.2	77	1	69	55	3	35	392	12.6
<b>Total</b>	<b>114</b>	<b>74</b>	<b>3095</b>	<b>27.1</b>	<b>403</b>	<b>865</b>	<b>.466</b>	<b>88</b>	<b>263</b>	<b>.335</b>	<b>190</b>	<b>261</b>	<b>.728</b>	<b>92</b>	<b>243</b>	<b>335</b>	<b>2.9</b>	<b>221</b>	<b>4</b>	<b>220</b>	<b>187</b>	<b>7</b>	<b>95</b>	<b>1084</b>	<b>9.5</b>



## 24 Gus Hill (1,068)

#42 • F • 6-3 • 225 • Fairfax, Va.

Year	GP	GS	Min	Avg	FG	FGA	Pct	3FG	3FGA	Pct	FT	FTA	Pct	Off	Def	Tot	Avg	PF	FO	Ast	TO	Blk	Stl	Pts	Avg
Year	GP	GS	Min	Avg	FG	FGA	Pct	3FG	3FGA	Pct	FT	FTA	Pct	Off	Def	Tot	Avg	PF	FO	Ast	TO	Blk	Stl	Pts	Avg
1987-88	26	18	740	28.5	169	377	.448	42	108	.389	123	163	.755	46	96	142	5.5	82	4	25	61	2	31	503	19.3
1988-89	29	13	616	21.2	114	282	.404	25	81	.309	56	80	.700	37	63	100	3.4	88	4	25	55	4	24	309	10.7
1989-90	30	12	477	15.9	81	204	.397	24	72	.333	70	88	.795	45	43	88	2.9	80	2	25	51	1	19	256	8.5
<b>Total</b>	<b>85</b>	<b>43</b>	<b>1833</b>	<b>21.6</b>	<b>364</b>	<b>863</b>	<b>.422</b>	<b>91</b>	<b>261</b>	<b>.349</b>	<b>249</b>	<b>331</b>	<b>.752</b>	<b>128</b>	<b>202</b>	<b>330</b>	<b>3.9</b>	<b>250</b>	<b>10</b>	<b>75</b>	<b>167</b>	<b>7</b>	<b>74</b>	<b>1068</b>	<b>12.6</b>



## 25 Herb Gray (1,048)

#20 • F • 6-8 • 185 • Seat Pleasant, Md.

Year	GP	GS	Min	Avg	FG	FGA	Pct	3FG	3FGA	Pct	FT	FTA	Pct	Off	Def	Tot	Avg	PF	FO	Ast	TO	Blk	Stl	Pts	Avg
Year	GP	GS	Min	Avg	FG	FGA	Pct	3FG	3FGA	Pct	FT	FTA	Pct	Off	Def	Tot	Avg	PF	FO	Ast	TO	Blk	Stl	Pts	Avg
1976-77	28	19	755	27.0	139	306	.454	0	0	.000	43	80	.538	-	-	169	6.0	76	3	22	49	17	25	321	11.5
1977-78	26	17	788	30.3	147	293	.502	0	0	.000	75	123	.610	-	-	204	7.8	0	0	15	0	46	14	369	14.2
1978-79	7	4	125	17.9	14	37	.378	0	0	.000	6	16	.375	-	-	20	2.9	0	0	5	0	11	3	34	4.9
1979-80	27	0	817	30.3	134	279	.480	0	0	.000	65	130	.500	-	-	222	8.2	49	4	20	68	29	30	333	12.3
<b>Total</b>	<b>88</b>	<b>40</b>	<b>2485</b>	<b>28.2</b>	<b>434</b>	<b>915</b>	<b>.474</b>	<b>0</b>	<b>0</b>	<b>.000</b>	<b>189</b>	<b>349</b>	<b>.542</b>	<b>-</b>	<b>-</b>	<b>615</b>	<b>7.0</b>	<b>125</b>	<b>7</b>	<b>62</b>	<b>117</b>	<b>103</b>	<b>72</b>	<b>1057</b>	<b>12.0</b>



## 26 Tom Miller (1,048)

#10 • G • 5-11 • 170 • South Charleston, W.Va.

Year	GP	GS	Min	Avg	FG	FGA	Pct	3FG	3FGA	Pct	FT	FTA	Pct	Off	Def	Tot	Avg	PF	FO	Ast	TO	Blk	Stl	Pts	Avg
Year	GP	GS	Min	Avg	FG	FGA	Pct	3FG	3FGA	Pct	FT	FTA	Pct	Off	Def	Tot	Avg	PF	FO	Ast	TO	Blk	Stl	Pts	Avg
1967-68	24	0	0	0.0	75	192	.391	0	0	.000	55	74	.743	-	-	64	2.7	69	4	0	0	0	0	205	8.5
1968-69	28	0	0	0.0	155	350	.443	0	0	.000	87	115	.757	-	-	98	3.5	72	5	0	0	0	0	397	14.2
1969-70	25	0	0	0.0	178	410	.434	0	0	.000	90	133	.677	-	-	113	4.5	76	5	0	0	0	0	446	17.8
<b>Total</b>	<b>77</b>	<b>0</b>	<b>0</b>	<b>0.0</b>	<b>408</b>	<b>952</b>	<b>.429</b>	<b>0</b>	<b>0</b>	<b>.000</b>	<b>232</b>	<b>322</b>	<b>.720</b>	<b>-</b>	<b>-</b>	<b>275</b>	<b>3.6</b>	<b>217</b>	<b>14</b>	<b>0</b>	<b>0</b>	<b>0</b>	<b>0</b>	<b>1048</b>	<b>13.6</b>



## 27 Tim Basham (1,039)

#34 • F • 6-5 • 230 • Roanoke, Va.

Year	GP	GS	Min	Avg	FG	FGA	Pct	3FG	3FGA	Pct	FT	FTA	Pct	Off	Def	Tot	Avg	PF	FO	Ast	TO	Blk	Stl	Pts	Avg
Year	GP	GS	Min	Avg	FG	FGA	Pct	3FG	3FGA	Pct	FT	FTA	Pct	Off	Def	Tot	Avg	PF	FO	Ast	TO	Blk	Stl	Pts	Avg
1993-94	27	4	510	18.9	56	154	.364	41	102	.402	20	25	.800	35	55	90	3.3	61	1	40	35	4	24	173	6.4
1994-95	29	29	919	31.7	106	287	.369	61	166	.367	34	49	.694	55	108	163	5.6	83	2	91	79	4	36	307	10.6
1995-96	27	25	850	31.5	115	291	.395	63	166	.380	71	87	.816	45	93	138	5.1	67	1	55	63	3	29	364	13.5
1996-97	24	24	681	28.4	72	176	.409	39	104	.375	12	23	.522	39	79	118	4.9	57	2	42	49	5	21	195	8.1
<b>Total</b>	<b>107</b>	<b>82</b>	<b>2960</b>	<b>27.7</b>	<b>349</b>	<b>908</b>	<b>.384</b>	<b>204</b>	<b>538</b>	<b>.379</b>	<b>137</b>	<b>184</b>	<b>.745</b>	<b>174</b>	<b>335</b>	<b>509</b>	<b>4.8</b>	<b>268</b>	<b>6</b>	<b>228</b>	<b>226</b>	<b>16</b>	<b>110</b>	<b>1039</b>	<b>9.7</b>



## 28 Jim Fairley (1,031)

#32 • F • 6-7 • 190 • Laurinburg, N.C.

Year	GP	GS	Min	Avg	FG	FGA	Pct	3FG	3FGA	Pct	FT	FTA	Pct	Off	Def	Tot	Avg	PF	FO	Ast	TO	Blk	Stl	Pts	Avg
Year	GP	GS	Min	Avg	FG	FGA	Pct	3FG	3FGA	Pct	FT	FTA	Pct	Off	Def	Tot	Avg	PF	FO	Ast	TO	Blk	Stl	Pts	Avg
1969-70	26	0	0	0.0	170	329	.517	0	0	.000	95	153	.621	-	-	314	12.1	95	7	0	0	0	0	435	16.7
1970-71	14	0	0	0.0	67	156	.429	0	0	.000	54	88	.614	-	-	121	8.6	50	4	0	0	0	0	188	13.4
1971-72	29	0	0	0.0	142	310	.458	0	0	.000	124	197	.629	-	-	292	10.1	106	4	0	0	0	0	408	14.1
<b>Total</b>	<b>69</b>	<b>0</b>	<b>0</b>	<b>0.0</b>	<b>379</b>	<b>795</b>	<b>.477</b>	<b>0</b>	<b>0</b>	<b>.000</b>	<b>273</b>	<b>438</b>	<b>.623</b>	<b>-</b>	<b>-</b>	<b>727</b>	<b>10.5</b>	<b>251</b>	<b>15</b>	<b>0</b>	<b>0</b>	<b>0</b>	<b>0</b>	<b>1031</b>	<b>14.9</b>



## 29 Kentrell Barkley (1,024)

#15 • F • 6-5 • 205 • Durham, N.C.

Year	GP	GS	Min	Avg	FG	FGA	Pct	3FG	3FGA	Pct	FT	FTA	Pct	Off	Def	Tot	Avg	PF	FO	Ast	TO	Blk	Stl	Pts	Avg
2015-16	31	11	872	28.1	98	211	.464	24	68	.353	93	137	.679	53	142	195	6.3	50	0	93	48	11	38	313	10.1
2016-17	33	31	1066	32.3	134	329	.407	39	114	.342	128	188	.681	61	190	251	7.6	58	0	86	81	15	33	435	13.2
2017-18	23	21	741	32.2	103	224	.460	21	73	.288	49	76	.645	42	125	167	7.3	50	3	51	51	15	30	276	12.0
<b>Total</b>	<b>87</b>	<b>63</b>	<b>2679</b>	<b>30.8</b>	<b>335</b>	<b>764</b>	<b>.438</b>	<b>84</b>	<b>255</b>	<b>.329</b>	<b>270</b>	<b>401</b>	<b>.673</b>	<b>156</b>	<b>457</b>	<b>613</b>	<b>7.0</b>	<b>158</b>	<b>3</b>	<b>230</b>	<b>180</b>	<b>41</b>	<b>101</b>	<b>1024</b>	<b>11.8</b>



## 30 Larry Hunt (1,012)

#35 • C • 6-9 • 210 • Shelby, N.C.

Year	GP	GS	Min	Avg	FG	FGA	Pct	3FG	3FGA	Pct	FT	FTA	Pct	Off	Def	Tot	Avg	PF	FO	Ast	TO	Blk	Stl	Pts	Avg
1973-74	25	0	0	0.0	52	83	.627	0	0	.000	8	23	.348	-	-	100	4.0	0	0	6	0	0	0	112	4.5
1974-75	28	0	780	27.9	130	222	.586	0	0	.000	53	88	.602	-	-	284	10.1	88	2	35	94	0	0	313	11.2
1975-76	26	22	818	31.5	101	216	.468	0	0	.000	38	57	.667	-	-	240	9.2	76	3	24	57	7	12	240	9.2
1976-77	28	28	951	34.0	149	300	.497	0	0	.000	49	76	.645	-	-	282	10.1	85	2	17	62	7	6	347	12.4
<b>Total</b>	<b>107</b>	<b>50</b>	<b>2549</b>	<b>23.8</b>	<b>432</b>	<b>821</b>	<b>.526</b>	<b>0</b>	<b>0</b>	<b>.000</b>	<b>148</b>	<b>244</b>	<b>.607</b>	<b>-</b>	<b>-</b>	<b>906</b>	<b>8.5</b>	<b>249</b>	<b>7</b>	<b>82</b>	<b>213</b>	<b>14</b>	<b>18</b>	<b>1012</b>	<b>9.5</b>



## 31 Tony Parham (1,001)

#12 • G • 6-2 • 170 • Washington, D.C.

Year	GP	GS	Min	Avg	FG	FGA	Pct	3FG	3FGA	Pct	FT	FTA	Pct	Off	Def	Tot	Avg	PF	FO	Ast	TO	Blk	Stl	Pts	Avg
1994-95	29	29	813	28.0	83	194	.428	36	85	.424	62	79	.785	14	63	77	2.7	84	5	96	49	7	46	264	9.1
1995-96	28	28	793	28.3	55	173	.318	26	95	.274	75	103	.728	9	66	75	2.7	73	3	88	62	4	23	211	7.5
1996-97	27	26	762	28.2	62	182	.341	32	98	.327	74	92	.804	17	57	74	2.7	65	1	72	55	3	20	230	8.5
1997-98	27	26	808	29.9	80	225	.356	45	133	.338	91	108	.843	18	66	84	3.1	62	4	74	54	4	26	296	11.0
<b>Total</b>	<b>111</b>	<b>109</b>	<b>3176</b>	<b>28.6</b>	<b>280</b>	<b>774</b>	<b>.362</b>	<b>139</b>	<b>411</b>	<b>.338</b>	<b>302</b>	<b>382</b>	<b>.791</b>	<b>58</b>	<b>252</b>	<b>310</b>	<b>2.8</b>	<b>284</b>	<b>13</b>	<b>330</b>	<b>220</b>	<b>18</b>	<b>115</b>	<b>1001</b>	<b>9.0</b>



After totaling just 49 points as freshman, Reed Lose scored 1,035 points over the next three seasons to join the 1,000-Point scorers club.

# Annual Statistical Leaders

## ■ Scoring

Year	Player	GP	Pts.	Avg.
1960-61	Cotton Clayton	21	313	14.9
1961-62	Charlie Lewis	26	425	16.3
1962-63	Bill Otte	22	412	18.7
1963-64	Bill Otte	18	333	18.5
1964-65	Jerry Woodside	22	430	19.6
1965-66	Jerry Woodside	22	404	18.4
1966-67	Dan Pasquariello	24	379	15.8
1967-68	Earl Thompson	25	420	16.8
1968-69	Jim Modlin	28	430	15.4
1969-70	Jim Modlin	26	480	18.5
1970-71	Jim Gregory	24	439	18.3
1971-72	Jim Fairley	29	408	14.1
1972-73	Earl Quash	26	340	13.1
1973-74	Nicky White	25	330	13.2
1974-75	Gregg Ashorn	28	426	15.2
1975-76	Earl Garner	26	401	15.4
1976-77	Larry Hunt	28	347	12.4
1977-78	Oliver Mack	25	699	27.9
1978-79	Oliver Mack	27	495	18.3
1979-80	George Maynor	27	459	17.0
1980-81	Charles Watkins	19	244	12.8
1981-82	Morris Hargrove	27	311	11.5
1982-83	Johnny Edwards	29	539	18.6
1983-84	Curt Vanderhorst	28	324	11.6
1984-85	Curt Vanderhorst	28	476	17.0
1985-86	Marcell Henry	27	420	15.6
1986-87	Marcell Henry	28	534	19.1
1987-88	Gus Hill	26	503	19.3
1988-89	Blue Edwards	29	773	26.7
1989-90	Reed Lose	31	392	12.7
1990-91	Lester Lyons	28	494	17.6
1991-92	Lester Lyons	28	438	15.6
1992-93	Lester Lyons	30	463	15.4
1993-94	Lester Lyons	26	430	16.5
1994-95	Anton Gill	29	486	16.8
1995-96	Tim Basham	27	364	13.5
1996-97	Raphael Edwards	27	356	13.2
1997-98	Raphael Edwards	27	452	16.7
1998-99	Evaldas Jocys	18	249	13.8
1999-00	Garrett Blackwelder	28	293	10.5
2000-01	Gabriel Mikulas	28	420	15.0
2001-02	Erroyl Bing	30	377	12.6
2002-03	Derrick Wiley	26	364	14.0
2003-04	Derrick Wiley	27	400	14.8
2004-05	Mike Cook	27	421	15.0
2005-06	Corey Rouse	28	399	14.3
2006-07	Darrell Jenkins	30	368	12.3
2007-08	Sam Hinnant	30	330	11.0
2008-09	Sam Hinnant	30	449	15.0
2009-10	Brock Young	31	482	15.5
2010-11	Jontae Sherrod	34	529	15.6
2011-12	Miguel Paul	31	470	15.2
2012-13	Maurice Kemp	35	660	18.9
2013-14	Akeem Richmond	34	612	18.0
2014-15	B.J. Tyson	33	413	12.5
2015-16	B.J. Tyson	32	468	14.6
2016-17	Kentrell Barkley	33	435	13.2
2017-18	B.J. Tyson	30	448	14.9

## ■ Rebounding

Year	Player	GP	Reb.	Avg.
1960-61	Cotton Clayton	21	207	9.9
	Bill Otte	21	207	9.9
1961-62	Bill Otte	26	332	12.8

1962-63	Bill Otte	22	272	12.3
1963-64	Bill Otte	18	158	8.8
1964-65	Bobby Kinnard	22	204	9.3
1965-66	Charles Alford	26	224	8.6
1966-67	Vince Colbert	24	170	7.1
1967-68	Charles Alford	25	233	9.3
1969-70	Jim Fairley	26	314	12.1
1970-71	Al Faber	25	304	12.2
1971-72	Al Faber	28	297	10.6
1972-73	Nicky White	26	220	8.5
1973-74	Nicky White	25	231	9.2
1974-75	Larry Hunt	28	284	10.1
1975-76	Larry Hunt	26	240	9.2
1976-77	Larry Hunt	28	282	10.1
1977-78	Greg Cornelius	26	210	8.1
1978-79	Greg Cornelius	27	225	8.3
1979-80	Herb Gray	27	222	8.2
1980-81	Tom Szymanski	26	148	5.7
1981-82	Morris Hargrove	27	160	5.9
1982-83	Johnny Edwards	29	244	8.4
1983-84	Derrick Battle	28	130	4.6
1984-85	Leon Bass	28	140	5.0
1985-86	Marcell Henry	27	149	5.5
1986-87	Marcell Henry	28	184	6.6
1987-88	Stanley Love	28	161	5.7
1988-89	Blue Edwards	29	201	6.9
1989-90	Tim Brown	31	195	6.3
	Ike Copeland	31	195	6.3
1990-91	Ike Copeland	28	226	8.1
1991-92	Anton Gill	28	200	7.1
1992-93	Ike Copeland	30	282	9.4
1993-94	Anton Gill	27	168	6.2
1994-95	Chuckie Robinson	29	211	7.3
1995-96	Jonathan Kerner	28	184	6.6
1996-97	Raphael Edwards	27	178	6.6
1997-98	Raphael Edwards	27	222	8.2
1998-99	Evaldas Jocys	18	112	6.2
1999-00	Neil Punt	28	177	6.3
2000-01	Erroyl Bing	28	218	7.8
2001-02	Erroyl Bing	30	261	8.7
2002-03	Erroyl Bing	27	236	8.7
2003-04	Erroyl Bing	27	223	8.3
2004-05	Corey Rouse	28	285	10.0
2005-06	Corey Rouse	28	301	10.8
2006-07	Gabe Blair	30	211	7.0
2007-08	Gabe Blair	29	200	6.9
2008-09	Darrius Morrow	30	200	6.7
2009-10	Darrius Morrow	28	181	6.5
2010-11	Darrius Morrow	34	213	6.3
2011-12	Maurice Kemp	30	188	6.3
2012-13	Robert Sampson	33	303	9.2
2013-14	Brandon Stith	33	209	6.3
2014-15	Michel Nzege	33	154	4.7
2015-16	Kentrell Barkley	31	195	6.3
2016-17	Kentrell Barkley	33	251	7.6
2017-18	Kentrell Barkley	23	167	7.3

## ■ Offensive Rebounds

Year	Player	GP	OReb.	Avg.
1994-95	Chuckie Robinson	29	103	3.6
1995-96	Von Bryant	27	59	2.2
1996-97	Morris Grooms	27	71	2.6
1997-98	Raphael Edwards	27	82	3.0
1998-99	Neil Punt	27	50	1.9
1999-00	Neil Punt	28	61	2.2
2000-01	Erroyl Bing	28	65	2.3
2001-02	Erroyl Bing	30	99	3.3

2002-03	Erroyl Bing	27	100	3.7
2003-04	Erroyl Bing	27	87	3.2
2004-05	Corey Rouse	28	104	3.7
2005-06	Corey Rouse	28	110	3.9
2006-07	John Fields	25	64	2.6
2007-08	John Fields	29	66	2.3
2008-09	Darrius Morrow	30	92	3.1
2009-10	Darrius Morrow	28	78	2.8
2010-11	Darrius Morrow	34	87	2.6
2011-12	Maurice Kemp	30	74	2.5
2012-13	Robert Sampson	33	92	2.8
2013-14	Brandon Stith	33	86	2.6
2014-15	Michel Nzege	33	58	1.8
2015-16	Kentrell Barkley	31	53	1.7
	Michel Nzege	29	48	1.7
2016-17	Andre Washington	33	85	2.6
2017-18	Jabari Craig	22	47	2.1

## ■ Field Goal Percentage

Year	Player	GP	FG-FGA	Pct.
1960-61	Cotton Clayton	21	177-290	.610
1961-62	Billy Brogden	24	85-170	.500
1962-63	Lacy West	22	146-301	.485
1963-64	Jerry Woodside	24	139-266	.521
1964-65	Jerry Woodside	22	156-284	.549
1965-66	Jerry Woodside	22	150-274	.547
1966-67	Gerald Smith	24	111-230	.482
1967-68	Earl Thompson	25	179-332	.539
1968-69	Jim Gregory	28	137-266	.515
1969-70	Jim Fairley	26	170-329	.517
1970-71	Dave Franklin	24	103-225	.459
1971-72	Dave Franklin	29	140-300	.467
1972-73	Al Faber	26	123-255	.482
1973-74	Reggie Lee	25	134-295	.454
1974-75	Larry Hunt	28	130-222	.586
1975-76	Earl Garner	26	177-343	.516
1976-77	Larry Hunt	28	149-300	.497
1977-78	Oliver Mack	25	292-554	.527
1978-79	George Maynor	27	150-281	.534
1979-80	Herb Krusen	27	165-297	.556
1980-81	Mark McLaurin	26	99-190	.521
1981-82	Charles Green	26	123-239	.515
1982-83	Johnny Edwards	29	221-416	.531
1983-84	Curt Vanderhorst	28	141-295	.478
1984-85	Curt Vanderhorst	28	210-433	.485
1985-86	Curt Vanderhorst	28	138-275	.502
1986-87	Leon Bass	28	135-228	.592
1987-88	Stanley Love	28	90-174	.517
1988-89	Stanley Love	29	62-104	.596
1989-90	Ike Copeland	31	112-225	.498
1990-91	Stanley Love	28	74-134	.552
1991-92	Anton Gill	28	129-240	.538
1992-93	Anton Gill	28	104-211	.493
1993-94	Anton Gill	27	161-273	.590
1994-95	Chuckie Robinson	29	181-293	.618
1995-96	Vic Hamilton	28	103-190	.542
1996-97	Raphael Edwards	27	133-249	.534
1997-98	Dink Peters	27	95-188	.505
1998-99	Quincy Hall	27	79-143	.552
1999-00	Neil Punt	28	123-246	.500
2000-01	Gabriel Mikulas	28	138-252	.595
2001-02	Moussa Badiane	24	67-121	.554
2002-03	Moussa Badiane	27	65-126	.516
2003-04	Moussa Badiane	27	81-146	.555
2004-05	Moussa Badiane	27	117-248	.472
2005-06	Corey Rouse	28	140-266	.500
2006-07	John Fields	25	88-141	.624



2007-08	John Fields	29	98-176	.557
2008-09	Chad Wynn	29	87-147	.592
2009-10	Darrius Morrow	28	119-205	.580
2010-11	Darrius Morrow	34	141-277	.509
2011-12	Darrius Morrow	31	160-295	.542
2012-13	Ty Armstrong	35	137-241	.568
2013-14	Michael Zangari	34	109-212	.514
2014-15	Michel Nzege	33	85-138	.616
2015-16	Kentrell Barkley	31	98-211	.464
2016-17	Andre Washington	33	87-154	.565
2017-18	<b>Dimitrije Spasojevic</b>	<b>82</b>	<b>145</b>	<b>.566</b>

## ■ Three-Point Field Goal Percentage

Year	Player	3FG	3FGA	Pct.
1986-87	Keith Sledge	37	87	.425
1987-88	Gus Hill	42	108	.389
1988-89	Blue Edwards	25	51	.490
1989-90	Steve Richardson	55	125	.440
1990-91	Steve Richardson	54	123	.439
1991-92	Lester Lyons	58	159	.365
1992-93	Ronnell Peterson	60	146	.411
1993-94	Skipp Schaeffbauer	36	82	.439
1994-95	Tony Parham	36	85	.424
1995-96	Othello Meadows	44	99	.444
1996-97	Othello Meadows	54	125	.432
1997-98	Othello Meadows	52	124	.419
1998-99	Evaldas Jocys	37	87	.425
1999-00	Garrett Blackwelder	57	142	.401
2000-01	Brandon Hawkins	65	167	.389
2001-02	Bryan Foxx	24	55	.436
2002-03	Travis Holcomb-Faye	28	88	.318
2003-04	Derrick Wiley	21	52	.409
2004-05	Tom Hammonds	33	96	.334
2005-06	Sam Hinnant	50	154	.325
2006-07	Cory Farmer	29	84	.345
2007-08	Cory Farmer	49	93	.419
2008-09	Jamar Abrams	43	101	.426
2009-10	Jamar Abrams	56	154	.364
2010-11	Jamar Abrams	69	169	.408
2011-12	Shamarr Bowden	59	146	.404
2012-13	Akeem Richmond	105	250	.420
2013-14	Akeem Richmond	155	392	.395
2014-15	Caleb White	67	164	.409
2015-16	Prince Williams	39	97	.402
2016-17	Caleb White	72	203	.355
2017-18	<b>Shawn Williams</b>	<b>72</b>	<b>196</b>	<b>.367</b>

## ■ Free Throw Percentage

Year	Player	FT-FTA	Pct.
1960-61	Charlie Lewis	63-87	.724
1961-62	Benny Bowes	53-61	.869
1962-63	Lacy West	91-117	.778
1963-64	Billy Brogden	63-84	.750
1964-65	Billy Brogden	60-76	.789
1965-66	Jim Ray Cox	49-60	.817
1966-67	Jim Ray Cox	70-83	.844
1967-68	Vince Colbert	86-115	.748
1969-70	Jim Gregory	74-107	.692
1970-71	Al Faber	101-142	.712
1971-72	Jerome Owens	121-162	.747
1972-73	Earl Quash	76-96	.792
1973-74	Tom Marsh	48-64	.750
1974-75	Gregg Ashorn	58-73	.795
1975-76	Reggie Lee	53-70	.757
1976-77	Jim Ramsey	47-61	.770
1977-78	Herb Krusen	47-51	.922
1978-79	David Underwood	48-61	.787
1979-80	George Maynor	51-77	.662
1980-81	David Underwood	69-89	.775

1981-82	Tony Byles	69-99	.697
1982-83	Bruce Peartree	58-68	.853
1983-84	Barry Wright	37-52	.712
1984-85	Curt Vanderhorst	56-68	.824
1985-86	Curt Vanderhorst	108-134	.806
1986-87	Marcell Henry	108-143	.756
1987-88	Kenny Murphy	34-45	.755
1988-89	Kenny Murphy	39-49	.796
1989-90	Steve Richardson	45-52	.860
1990-91	Steve Richardson	41-51	.804
1991-92	Lester Lyons	72-96	.750
1992-93	Lester Lyons	86-107	.804
1993-94	Lester Lyons	76-92	.826
1994-95	Skipp Schaeffbauer	64-80	.800
1995-96	Tim Basham	71-87	.816
1996-97	Tony Parham	74-92	.804
1997-98	Tony Parham	91-108	.843
1998-99	Garrett Blackwelder	58-67	.866
1999-00	Garrett Blackwelder	46-59	.786
2000-01	Gabriel Mikulas	144-181	.790
2001-02	Gabriel Mikulas	81-100	.810
2002-03	Gabriel Mikulas	95-114	.833
2003-04	Gabriel Mikulas	61-73	.836
2004-05	Mike Cook	77-106	.726
2005-06	Jeremy Ingram	36-42	.857
2006-07	Courtney Captain	42-58	.724
2007-08	Jamar Abrams	30-33	.909
2008-09	Brock Young	99-118	.839
2009-10	Brock Young	158-193	.819
2010-11	Jontae Sherrod	150-189	.794
2011-12	Maurice Kemp	74-95	.779
2012-13	Miguel Paul	143-164	.872
2013-14	Akeem Richmond	95-112	.848
2014-15	Caleb White	61-77	.792
2015-16	B.J. Tyson	78-106	.736
2016-17	Caleb White	54-66	.818
2017-18	<b>Shawn Williams</b>	<b>65-74</b>	<b>.878</b>

## ■ Assists

Year	Player	Assists	Avg.
1973-74	Donnie Owens	69	2.8
1974-75	Buzzy Braman	89	3.2
1975-76	Reggie Lee	61	2.3
1976-77	Jim Ramsey	78	2.8
1977-78	Walter Moseley	85	3.7
1978-79	George Maynor	109	4.0
1979-80	George Maynor	81	3.0
1980-81	Charles Watkins	52	2.7
1981-82	Tony Byles	57	2.6
1982-83	Tony Robinson	81	4.0
1983-84	Tony Robinson	111	4.0
1984-85	Herb Dixon	113	4.3
1985-86	Scott Hardy	109	4.0
1986-87	Howard Brown	92	4.2
1987-88	Jimmy Hinton	96	3.8
1988-89	Jeff Kelly	120	4.1
1989-90	Paul Childress	104	3.5
1990-91	Lester Lyons	86	3.1
1991-92	Ronnell Peterson	94	3.4
1992-93	Lester Lyons	77	2.6
1993-94	Kareem Richardson	98	3.9
1994-95	Skipp Schaeffbauer	103	3.6
1995-96	Tony Parham	88	3.1
1996-97	Tony Parham	72	2.7
1997-98	Tony Parham	74	2.7
1998-99	Alico Dunk	92	3.4
1999-00	Travis Holcomb-Faye	83	3.0
2000-01	Travis Holcomb-Faye	119	4.3
2001-02	Travis Holcomb-Faye	116	4.0
2002-03	Travis Holcomb-Faye	95	4.3

2003-04	Japhet McNeil	97	3.6
2004-05	Japhet McNeil	122	4.4
2005-06	Japhet McNeil	146	5.6
2006-07	Darrell Jenkins	166	5.5
2007-08	Darrell Jenkins	181	6.0
2008-09	Brock Young	227	7.6
2009-10	Brock Young	171	5.5
2010-11	Brock Young	133	4.4
2011-12	Miguel Paul	183	5.9
2012-13	Miguel Paul	236	7.2
2013-14	Prince Williams	121	3.6
2014-15	Antonio Robinson	122	3.7
2015-16	Prince Williams	123	3.8
2016-17	Jeremy Sheppard	104	3.5
2017-18	<b>Isaac Fleming</b>	<b>144</b>	<b>4.8</b>

## ■ Blocks

Year	Player	Blocks	Avg.
1975-76	Tyron Edwards	12	0.6
1976-77	Herb Gray	17	0.6
1977-78	Herb Gray	46	1.8
1978-79	Frank Hobson	26	1.1
1979-80	Herb Gray	29	1.1
1980-81	Tom Szymanski	13	0.5
1981-82	Al Mack	16	0.6
1982-83	Johnny Edwards	23	0.8
1983-84	Derrick Battle	30	1.1
1984-85	Leon Bass	26	0.9
1985-86	Leon Bass	16	0.6
1986-87	Leon Bass	27	1.0
1987-88	Ronney Gibbs	3	0.1
1988-89	Blue Edwards	18	0.2
1989-90	Darrell Overton	21	0.7
1990-91	Lester Lyons	28	1.0
1991-92	Lester Lyons	17	0.6
1992-93	Lester Lyons	17	0.6
1993-94	Chuckie Robinson	16	0.6
1994-95	Skipp Schaeffbauer	16	0.6
1995-96	Vic Hamilton	27	0.9
1996-97	Morris Grooms	21	0.8
1997-98	Dink Peters	25	1.0
1998-99	Quincy Hall	28	1.0
1999-00	Neil Punt	16	0.6
2000-01	Gabriel Mikulas	20	0.7
2001-02	Moussa Badiane	87	3.6
2002-03	Moussa Badiane	62	2.3
2003-04	Moussa Badiane	90	3.3
2004-05	Moussa Badiane	75	2.8
2005-06	Corey Rouse	30	1.1
2006-07	John Fields	48	1.9
2007-08	John Fields	56	1.9
2008-09	Chad Wynn	39	1.3
2009-10	Chad Wynn	28	1.0
2010-11	Darrius Morrow	28	0.8
2011-12	Darrius Morrow	35	1.1
2012-13	Robert Sampson	60	1.8
2013-14	Brandon Stith	39	1.2
2014-15	Michael Zangari	15	0.5
2015-16	Michel Nzege	12	0.4
	Kentrell Barkley	11	0.4
2016-17	Andre Washington	95	2.9
2017-18	Jabari Craig	24	1.1

## ■ Steals

Year	Player	Steals	Avg.
1975-76	Reggie Lee	29	1.1
1976-77	Louis Crosby	34	1.2
1977-78	Walter Moseley	23	1.0
1978-79	George Maynor	25	0.9
1979-80	Herb Gray	30	1.1

1980-81	Barry Wright	31	1.2
1981-82	Charles Green	29	1.1
1982-83	Johnny Edwards	42	1.4
1983-84	Curt Vanderhorst	43	1.5
1984-85	Curt Vanderhorst	53	1.9
1985-86	Curt Vanderhorst	48	1.7
1986-87	Blue Edwards	37	1.3
1987-88	Jimmy Hinton	42	1.3
1988-89	Blue Edwards	47	1.6
1989-90	Tim Brown	36	1.7
1990-91	Lester Lyons	70	2.8
1991-92	Lester Lyons	43	1.5
1992-93	Lester Lyons	69	2.3
1993-94	Lester Lyons	53	2.0
1994-95	Tony Parham	46	1.6
1995-96	Tim Basham	29	1.1
1996-97	Alico Dunk	33	1.2
1997-98	Alico Dunk	29	1.1
1998-99	Bandon Hawkins	26	0.9
1999-00	Travis Holcomb-Faye	19	0.7
2000-01	Travis Holcomb-Faye	28	1.0
2001-02	Kenyatta Brown	42	1.4
2002-03	Gabriel Mikulas	26	0.9
2003-04	Derrick Wiley	36	1.3
	Japhet McNeil	36	1.3
2004-05	Japhet McNeil	59	2.1
2005-06	Japhet McNeil	46	1.8
2006-07	Cory Farmer	32	1.1
2007-08	Gabe Blair	38	1.3
2008-09	Brock Young	39	1.3
2009-10	Brock Young	48	1.5
2010-11	Corvonn Gaines	55	1.6
2011-12	Miguel Paul	39	1.3
2012-13	Maurice Kemp	61	1.7
2013-14	Paris Roberts-Campbell	53	1.6
2014-15	Antonio Robinson	55	1.7
2015-16	Kentrell Barkley	38	1.2
	Prince Williams	37	1.2
2016-17	Jeremy Sheppard	30	1.1
<b>2017-18</b>	<b>Isaac Fleming</b>	<b>37</b>	<b>1.2</b>

## Field Goals Made

Year	Player	FG
1960-61	Cotton Clayton	177
1961-62	Charlie Lewis	175
1962-63	Bill Otte	168
1963-64	Jerry Woodisde	139
1964-65	Jerry Woodside	156
1965-66	Charles Alford	189
1966-67	Dan Pasquariello	147
1967-68	Earl Thompson	179
1968-69	Tom Miller	155
1969-70	Tom Miller	178
1970-71	Jim Gregory	173
1971-72	Jim Fairley	142
1972-73	Earl Quash	132
1973-74	Nicky White	143
1974-75	Greg Ashorn	184
1975-76	Earl Garner	177
1976-77	Larry Hunt	149
1977-78	Oliver Mack	292
1978-79	Oliver Mack	215
1979-80	George Maynor	204
1980-81	Charles Watkins	110
1981-82	Morris Hargrove	124
1982-83	Johnny Edwards	221
1983-84	Curt Vanderhorst	141
1984-85	Curt Vanderhorst	210
1985-86	Marchell Henry	156
1986-87	Marchell Henry	205

1987-88	Gus Hill	169
1988-89	Blue Edwards	297
1989-90	Reed Lose	134
1990-91	Lester Lyons	179
1991-92	Lester Lyons	154
1992-93	Lester Lyons	161
1993-94	Anton Gill	161
1994-95	Anton Gill	188
1995-96	Tim Basham	115
1996-97	Raphael Edwards	133
1997-98	Raphael Edwards	169
1998-99	Garrett Blackwelder	107
1999-00	Neil Punt	123
2000-01	Gabriel Mikulas	138
2001-02	Erroyl Bing	119
2002-03	Derrick Wiley	145
2003-04	Derrick Wiley	146
2004-05	Mike Cook	157
2005-06	Corey Rouse	140
2006-07	Darrell Jenkins	125
2007-08	Sam Hinnant	105
2008-09	Sam Hinnant	138
2009-10	Brock Young	146
2010-11	Jontae Sherrod	153
2011-12	Darrius Morrow	160
2012-13	Maurice Kemp	231
2013-14	Akeem Richmond	181
2014-15	B.J. Tyson	143
2015-16	B.J. Tyson	173
2016-17	Kentrell Barkley	134
2017-18	B.J. Tyson	162

## Free Throws Made

Year	Player	FTM
1960-61	Charlie Lewis	63
1961-62	Benny Bowes	53
1962-63	Lacy West	91
1963-64	Billy Brogden	63
1964-65	Billy Brogden	60
1965-66	Jim Ray Cox	49
1966-67	Jim Ray Cox	70
1967-68	Vince Colbert	86
1969-70	Jim Gregory	74
1970-71	Al Faber	101
1971-72	Jerome Owens	121
1972-73	Earl Quash	76
1973-74	Tom Marsh	48
1974-75	Gregg Ashorn	58
1975-76	Reggie Lee	53
1976-77	Jim Ramsey	47
1977-78	Herb Krusen	47
1978-79	David Underwood	48
1979-80	George Maynor	51
1980-81	David Underwood	69
1981-82	Tony Byles	69
1982-83	Bruce Peartree	58
1983-84	Barry Wright	37
1984-85	Curt Vanderhorst	56
1985-86	Curt Vanderhorst	108
1986-87	Marchell Henry	108
1987-88	Kenny Murphy	34
1988-89	Kenny Murphy	39
1989-90	Steve Richardson	45
1990-91	Steve Richardson	41
1991-92	Lester Lyons	72
1992-93	Lester Lyons	86
1993-94	Lester Lyons	76
1994-95	Skipp Schaeffbauer	64
1995-96	Tim Basham	71
1996-97	Tony Parham	74

1997-98	Tony Parham	91
1998-99	Garrett Blackwelder	58
1999-00	Garrett Blackwelder	46
2000-01	Gabriel Mikulas	144
2001-02	Erroyl Bing	102
2002-03	Gabriel Mikulas	95
2003-04	Derrick Wiley	87
2004-05	Moussa Badiane	98
2005-06	Corey Rouse	118
2006-07	Darrell Jenkins	66
2007-08	John Fields	82
2008-09	Darrius Morrow	104
2009-10	Brock Young	158
2010-11	Darrius Morrow	159
2011-12	Miguel Paul	138
2012-13	Maurice Kemp	182
2013-14	Prince Williams	108
2014-15	B.J. Tyson	108
2015-16	Kentrell Barkley	93
2016-17	Kentrell Barkley	128
2017-18	B.J. Tyson	82

## Three-Point Field Goals Made

Year	Player	GP	3FGs	3FG/G
1986-87	Keith Sledge	26	37	1.4
1987-88	Gus Hill	28	42	1.5
1988-89	Three tied	29	25	0.9
1989-90	Steve Richardson	31	55	1.8
1990-91	Steve Richardson	19	54	2.8
1991-92	Lester Lyons	28	58	2.1
1992-93	Ronnell Peterson	30	60	2.0
1993-94	Lester Lyons	26	66	2.5
1994-95	Tim Basham	29	61	2.1
1995-96	Tim Basham	27	63	2.3
1996-97	Othello Meadows	27	54	2.0
1997-98	Othello Meadows	27	52	1.9
1998-99	Brandon Hawkins	27	48	1.8
1999-00	Brandon Hawkins	28	61	2.2
2000-01	Fred Primus	27	80	2.9
2001-02	Kenyatta Brown	30	49	1.6
2002-03	Belton Rivers	27	40	1.5
2003-04	Belton Rivers	27	45	1.7
2004-05	Tom Hammonds	28	33	1.2
2005-06	Sam Hinnant	28	50	1.8
2006-07	Courtney Captain	30	64	2.1
2007-08	Sam Hinnant	30	74	2.5
2008-09	Sam Hinnant	30	85	2.8
2009-10	Jamar Abrams	31	56	1.8
2010-11	Jontae Sherrod	34	73	2.1
2011-12	Miguel Paul	31	68	2.2
2012-13	Akeem Richmond	35	105	3.0
2013-14	Akeem Richmond	34	155	4.6
2014-15	Terry Whinsant	33	77	2.3
2015-16	Caleb White	30	70	2.3
2016-17	Caleb White	33	72	2.3
<b>2017-18</b>	<b>Shawn Williams</b>	<b>30</b>	<b>72</b>	<b>2.4</b>

# Highest Scoring Games

## ■ ECU's All-Time 100-Point Games

Score	Opponent	Date
126-111	ATLANTIC CHRISTIAN	Dec. 7, 1968
121-82	MERCER	Dec. 21, 1974
120-71	HIGH POINT	1957-58
119-92	BAPTIST COLLEGE	Dec. 7, 1970
115-91	RICHMOND	Dec. 29, 1970
113-96	ATLANTIC CHRISTIAN	Feb. 20, 1965
112-62	Piedmont	1956-57
111-59	ST. ANDREWS	Dec. 4, 2012
111-81	THE CITADEL	Dec. 4, 1975
110-91	at Davidson	Dec. 20, 1975
109-102	at Guilford	1959-60
109-78	EDINBORO	Nov. 29, 1986
109-94	TENNESSEE TECH	Dec. 12, 1992
108-75	ATLANTIC CHRISTIAN	Feb. 7, 1966
108-66	VMI	Jan. 10, 1970
108-68	NC WESLEYAN	Nov. 24, 1990
107-68	PFEIFFER	1957-58
107-96	at Atlantic Christian	Dec. 16, 1964
106-70	at Atlantic Christian	1950-51
106-97	ATLANTIC CHRISTIAN	Dec. 6, 1969
106-130	at Maryland	Dec. 7, 1977
105-69	ELON	1955-56
105-88	ELON	Feb. 11, 1961
105-67	CAMPBELL	Jan. 2, 1991
104-79	ATLANTIC CHRISTIAN	Dec. 9, 1967
104-91	DAVIDSON	Dec. 8, 1973
104-47	CHRISTOPHER NEWPORT	Dec. 8, 1984
104-92	UNC GREENSBORO	Dec. 28, 2000

Score	Opponent	Date
103-18	WASHINGTON ALL-STARs	1936-37
103-73	High Point	1952-53
103-73	BELMONT ABBEY	1953-54
103-79	GUILFORD	1954-55
103-36	GUILFORD	1959-60
103-81	SOUTHERN MISS	Feb. 8, 1971
103-72	USC AIKEN	Feb. 10, 1979
103-94	VMI	Dec. 19, 2013
102-66	GUILFORD	1955-56
102-57	WESTERN CAROLINA	Dec. 1, 1969
102-95	ALDERSON-BROADDUS	Dec. 5, 1977
101-78	Frederick	Dec. 17, 1963
101-72	FREDERICK	Feb. 17, 1965
101-80	at Richmond	Jan. 22, 1975
101-91	DAVIDSON	Feb. 8, 1975
101-110	at Chattanooga	Jan. 23, 1978
101-45	MILLIGAN	Nov. 11, 2011
100-87	High Point	1952-53
100-61	HIGH POINT	1953-54
100-75	at Camp Lejeune	Dec. 27, 1961
100-110	at Florida State	Feb. 3, 1968
100-73	WASHINGTON & LEE	Feb. 21, 68
100-68	ROANOKE	Dec. 14, 1970
100-76	RICHMOND	Feb. 19, 1975
100-61	LONGWOOD	Dec. 2, 1991
100-88	BELMONT	Nov. 29, 2000
100-59	UNC PEMBROKE	Nov. 25, 2003

HOME GAMES IN ALL CAPS

## ■ Most Points Allowed

Rk.	Opponent	Date	Pts	Result
1.	at Maryland	Dec. 7, 1977	130	L, 106-130
2.	at Maryland	Nov. 29, 1975	127	L, 84-127
	at Jacksonville	Feb. 22, 1971	127	L, 69-127
4.	at Duke	Nov. 26, 1990	125	L, 82-125
5.	Camp Lejeune	1945-46	118	L, 66-118
6.	at N.C. State	Dec. 3, 1975	117	L, 81-117
7.	at St. Francis	Dec. 16, 1967	113	L, 69-113
8.	at Maine	Dec. 30, 1980	112	L, 81-112
	Atlantic Christian	1955-56	112	L, 93-112
10.	Jacksonville	Feb. 5, 1970	111	L, 94-111
	Atlantic Christian	Dec. 7, 1968	111	W, 126-111
	at Virginia Tech	Feb. 2, 1962	111	L, 86-111
	West Virginia Tech	1959-60	111	L, 93-111
	High Point	1956-57	111	L, 94-111
15.	at UCF	Feb. 20, 2008	110	L, 75-110
	at UT-Chattanooga	Jan. 23, 1978	110	L, 101-110
	at Florida State	Feb. 3, 1968	110	L, 100-110

*Jamar Abrams ranks 20th all-time at ECU in scoring with 1,110 points.*



## Most Points In A Half

Rk.	Opponent	Date	Pts (Half)	Result
1.	ST. ANDREWS	Dec. 4, 2012	64 (1st)	W, 111-59
	ATLANTIC CHRISTIAN	Dec. 7, 1968	64 (2nd)	W, 126-11
3.	EDINBORO STATE	Nov. 29, 1986	63 (1st)	W, 109-78
	BAPTIST COLLEGE	Dec. 7, 1970	63 (2nd)	W, 119-92
	WESTERN CAROLINA	Dec. 1, 1969	63 (1st)	W, 102-57
6.	TENNESSEE TECH	Dec. 12, 1992	62 (2nd)	W, 109-94
	at Davidson	Jan. 20, 1975	62 (2nd)	W, 110-91
	MERCER	Dec. 21, 1974	62 (1st)	W, 121-82
9.	at North Carolina	Dec. 15, 2012	61 (2nd)	L, 87-93
10.	CAMPBELL	Jan. 2, 1992	60 (1st)	W, 105-67
11.	HOUSTON	Jan. 16, 2013	59 (2nd)	W, 89-78
	MERCER	Dec. 21, 1974	59 (2nd)	W, 121-82
13.	SOUTH CAROLINA ST.	Dec. 22, 2015	58 (1st)	W, 98-71
	at Maryland	Dec. 7, 1977	58 (2nd)	L, 106-130

Rk.	Opponent	Date	Pts (Half)	Result
14.	N.C. Wesleyan	Nov. 24, 1990	57 (2nd)	W, 108-68
15.	SMU	March 10, 2017	56 (2nd)	L, 77-81
	UNC GREENSBORO	Dec. 13, 2008	56 (2nd)	W, 97-53
	UNC PEMBROKE	Nov. 25, 2003	56 (1st)	W, 100-59
	UMBC	Dec. 27, 1988	56 (2nd)	W, 97-78
	SOUTHERN MISS	Feb. 8, 1971	56 (1st)	W, 103-81
	BAPTIST COLLEGE	Dec. 7, 1970	56 (1st)	W, 119-92
20.	BELMONT	Nov. 29, 2000	55 (1st)	W, 100-88
	at Arkansas State	Nov. 17, 2000	55 (1st)	W, 86-72
	at Furman	Feb. 2, 1994	55 (2nd)	L, 80-85
	at UT-Chattanooga	Jan. 23, 1978	55 (1st)	L, 101-110
	at St. Peter's	Jan. 8, 1975	55 (1st)	W, 95-92
	DAVIDSON	Dec. 8, 1973	55 (2nd)	W, 104-91

## Margins

### Largest Margin Of Victory

Rk.	Opponent	Date	Score	Margin
1.	Washington All-Stars	1936-37	103-18	+85
2.	Guilford	1959-60	103-36	+67
3.	Edwards Military Institute	1946-47	98-33	+65
4.	Christopher Newport	Dec. 8, 1984	104-47	+57
5.	MILLIGAN	Nov. 11, 2011	101-45	+56
	Louisburg J.C.	1939-40	83-27	+56
7.	Louisburg J.C.	1945-46	78-23	+55
8.	ST. ANDREWS	Dec. 4, 2012	111-59	+52
9.	CHOWAN	Nov. 14, 2013	95-45	+50
	Morehead City All-Stars	1936-37	64-12	+50

### Largest Margin Of Victory Against Division I Opponents

Rk.	Opponent	Date	Score	Margin
1.	at Radford	Dec. 3, 2002	89-42	+47
2.	UNC Greensboro	Dec. 13, 2008	97-53	+44
3.	VMI	Jan. 10, 1970	108-66	+42
4.	Campbell	Nov. 22, 2003	93-54	+39
	Mercer	Dec. 21, 1974	121-82	+39
6.	USF	Jan. 17, 2018	90-52	+38
	Campbell	Jan. 2, 1992	105-67	+38
8.	Radford	Dec. 30, 2003	87-50	+37
9.	North Carolina A&T	Dec. 10, 2003	86-53	+33
10.	Furman	Dec. 16, 1993	92-61	+31
	Campbell	Dec. 15, 1990	86-55	+31
12.	at James Madison	Jan. 7, 1998	90-60	+30
	at George Mason	Feb. 13, 1993	81-51	+30
	The Citadel	Jan. 4, 1975	111-81	+30
	William & Mary	Feb. 9, 1974	93-63	+30

### Largest Margin Of Defeat

Rk.	Opponent	Date	Score	Margin
1.	at Davidson	Feb. 18, 1964	45-105	-60
2.	at Jacksonville	Feb. 22, 1971	69-127	-58
3.	Camp Lejeune	1945-46	66-118	-52
4.	at Houston	Feb. 25, 2018	58-109	-51
	at Marshall	Feb. 6, 2010	49-100	-51
	at Louisville	Jan. 19, 2005	41-92	-51
7.	at Duke	Nov. 30, 1988	46-95	-49
	at Duke	Nov. 30, 1987	45-94	-49
9.	Camp Lejeune	1945-46	84-36	-48
10.	at North Carolina	Dec. 7, 2014	108-64	-44
	at St. Francis (Pa.)	Dec. 16, 1967	69-113	-44
	Phillips 66 Oilers	1955-56	58-102	-44

*Travis Holcomb-Faye helped the Pirates post a 47-point win over Radford in 2002.*



# Freshman Season Records

## Points Scored

Rk.	Player	Year	Pts.
1.	Lester Lyons	1991	494
2.	Caleb White	2014	422
3.	Gabriel Mikulas	2001	420
4.	B.J. Tyson	2015	413
5.	<b>Shawn Williams</b>	<b>2018</b>	<b>371</b>
6.	Herb Gray	1977	321
7.	Anton Gill	1992	319
8.	Jim Ramsey	1977	317
9.	Kentrell Barkley	2016	310
10.	Erroyl Bing	2001	292
	Reggie Lee	1974	292

## Highest Scoring Average

Rk.	Player	Year	PPG
1.	Lester Lyons	1991	17.6
2.	Gabriel Mikulas	2001	15.0
3.	B.J. Tyson	2015	12.5
4.	<b>Shawn Williams</b>	<b>2018</b>	<b>12.4</b>
	Caleb White	2014	12.4
6.	Reggie Lee	1974	11.7
7.	Herb Gray	1977	11.5
8.	Anton Gill	1992	11.4
9.	Jim Ramsey	1977	11.3
10.	Mike Cook	2004	10.4
	Erroyl Bing	2001	10.4

## Rebounds

Rk.	Player	Year	Rebs
1.	Erroyl Bing	2001	218
	Derek Batson	1984	218
3.	Gabe Blair	2007	211
4.	Brandan Stith	2014	209
5.	Darrius Morrow	2009	200
	Anton Gill	1992	200
7.	Ike Copeland	1990	195
8.	Kentrell Barkley	2016	191
9.	Herb Gray	1977	169
10.	Stanley Love	1988	161

## Rebounding Average

Rk.	Player	Year	RPG
1.	Erroyl Bing	2001	7.8
2.	Anton Gill	1992	7.1
3.	Gabe Blair	2007	7.0
4.	Darrius Morrow	2009	6.7
5.	Kentrell Barkley	2016	6.4
6.	Brandan Stith	2014	6.3
	Ike Copeland	1990	6.3
8.	Herb Gray	1977	6.0
9.	John Fields	2009	5.9
10.	Stanley Love	1988	5.8

## Assists

Rk.	Player	Year	Asst
1.	Herb Dixon	1985	113
2.	Jeremy Sheppard	2017	104
3.	Japhet McNeil	2004	97
4.	Tony Parham	1995	96
	Jimmy Hinton	1988	96
6.	Kentrell Barkley	2016	91
7.	Lester Lyons	1991	86
8.	Mike Cook	2004	85
	Walter Moseley	1978	85
10.	T. Holcomb-Faye	2000	83

## Blocked Shots

Rk.	Player	Year	Blk
1.	Moussa Badiane	2002	87
2.	John Fields	2007	48
3.	Brandan Stith	2014	39
	Derrick Battle	1984	30
5.	Lester Lyons	1991	28
6.	Robert Sampson	2011	21
7.	Gabriel Mikulas	2001	20
8.	Chad Wynn	2008	18
9.	Herb Gray	1977	17
10.	Deng Riak	2017	15
	Gabe Blair	2007	15
	Steven Branch	1998	15
	Ike Copeland	1990	15
	Roy Smith	1984	15

## Steals

Rk.	Player	Year	Stl
1.	Lester Lyons	1991	70
2.	Tony Parham	1995	46
3.	Jimmy Hinton	1988	42
4.	Kentrell Barkley	2016	37
5.	Japhet McNeil	2004	36
6.	Brock Young	2008	35
7.	Jeremy Sheppard	2017	32
8.	Kareem Richardson	1993	31
	Barry Wright	1981	31
	Jim Ramsey	1977	31

## Field Goals

Rk.	Player	Year	Fgs
1.	Lester Lyons	1991	179
2.	Caleb White	2014	147
3.	B.J. Tyson	2015	143
4.	Herb Gray	1977	139
5.	Gabriel Mikulas	2001	138
6.	Jim Ramsey	1977	135
7.	Reggie Lee	1974	134
8.	Anton Gill	1992	129
9.	<b>Shawn Williams</b>	<b>2018</b>	<b>117</b>
9.	Ike Copeland	1990	112
10.	Mike Cook	2004	106

## Field Goal Attempts

Rk.	Player	Year	FGA
1.	Lester Lyons	1991	386
2.	B.J. Tyson	2015	312
3.	Jim Ramsey	1977	308
4.	Herb Gray	1977	306
5.	Caleb White	2014	301
6.	Reggie Lee	1974	295
7.	<b>Shawn Williams</b>	<b>2018</b>	<b>289</b>
8.	Sam Hinnant	2006	259
9.	Erroyl Bing	2001	256
10.	Jeremy Sheppard	2017	255

## Field Goal Percentage (min 2.0 made pg)

Rk.	Player	Year	Pct
1.	Larry Hunt	1974	62.7
2.	John Fields	2007	62.4
3.	Gabriel Mikulas	2001	59.5
4.	Darrius Morrow	2009	55.6
5.	Moussa Badiane	2002	55.4
6.	Anton Gill	1992	53.8
7.	Stanley Love	1988	51.7
8.	Caleb White	2014	48.8

## Free Throws

Rk.	Player	Year	FTM
1.	Gabriel Mikulas	2001	144
2.	B.J. Tyson	2015	108
3.	Darrius Morrow	2009	104
4.	Kentrell Barkley	2016	92
5.	Lester Lyons	1991	86
6.	Caleb White	2014	81
7.	<b>Shawn Williams</b>	<b>2018</b>	<b>65</b>
8.	Erroyl Bing	2001	64
	Kareem Richardson	1993	64
10.	Mike Cook	2004	62
	Tony Parham	1995	62

## Free Throw Attempts

Rk.	Player	Year	FTM
1.	Gabriel Mikulas	2001	181
2.	Darrius Morrow	2009	160
3.	B.J. Tyson	2015	150
4.	John Fields	2007	134
5.	Kentrell Barkley	2016	133
6.	Caleb White	2014	114
7.	Lester Lyons	1991	108
8.	Erroyl Bing	2001	98
9.	Brock Young	2008	95
	Mike Cook	2004	95



## ■ Free Throw Percentage (min 1.0 made pg)

Rk.	Player	Year	Pct
1.	<b>Shawn Williams</b>	<b>2018</b>	<b>87.8</b>
2.	Steve Richardson	1990	86.5
3.	Brock Young	2008	82.1
4.	Gabriel Mikulas	2001	79.6
	Lester Lyons	1991	79.6
6.	David Underwood	1979	78.7
7.	Tony Parham	1995	78.5
8.	Jim Ramsey	1977	77.0
9.	Barry Wright	1981	75.0
	Al Tyson	1979	75.0
	Wade Henkel	1975	75.0

## ■ Three-Point Field Goals

Rk.	Player	Year	3FG
1.	<b>Shawn Williams</b>	<b>2018</b>	<b>72</b>
2.	Steve Richardson	1990	55
3.	Jeremy Sheppard	2017	50
	Sam Hinnant	2006	50
	Lester Lyons	1991	50
6.	Brandon Hawkins	1999	48
7.	Caleb White	2014	47
8.	Tim Basham	1994	41
9.	Belton Rivers	2003	40
10.	Tony Parham	1995	36

## ■ Three-Point Field Goal Attempts

Rk.	Player	Year	FGA
1.	<b>Shawn Williams</b>	<b>2018</b>	<b>196</b>
2.	Sam Hinnant	2006	154
3.	Jeremy Sheppard	2017	148
4.	Brandon Hawkins	1999	134
5.	Lester Lyons	1991	132
6.	Belton Rivers	2003	131
7.	Caleb White	2014	125
	Steve Richardson	1990	125
9.	Paris Roberts-Campbell	2012	116
10.	Tim Basham	1994	102

## ■ Three-Point Field Goal Percentage (min 1.0 made pg)

Rk.	Player	Year	Pct.
1.	Steve Richardson	1990	44.0
2.	Tony Parham	1995	42.4
3.	Tim Basham	1994	40.2
4.	Erroyl Bing	2001	38.2
5.	Lester Lyons	1991	37.9
6.	Caleb White	2014	37.6
7.	<b>Shawn Williams</b>	<b>2018</b>	<b>36.7</b>
8.	Brandon Hawkins	1999	35.8
9.	Tom Hammonds	2005	34.4
10.	Jeremy Sheppard	2017	33.8

## ■ Games Played

Rk.	Player	Year	GP
1.	Caleb White	2014	34
	Robert Sampson	2011	34
3.	B.J. Tyson	2015	33
	Lance Tejada	2015	33
	Brandon Stith	2013	33
	Paris Roberts-Campbell	2012	33
7.	Marshall Guilmette	2013	31
	Ike Copeland	1990	31
	Steve Richardson	1990	31
10.	<b>Shawn Williams</b>	<b>2018</b>	<b>30</b>
	Jeremy Sheppard	2017	30
	Kentrell Barkley	2016	30
	Erin Straughn	2010	30
	Brock Young	2008	30
	Gabe Blair	2007	30
	Kareem Richardson	1993	30
	Paul Childress	1990	30

## ■ Games Started

Rk.	Player	Year	GS
1.	Caleb White	2014	30
	Ike Copeland	1990	30
3.	Tony Parham	1995	29
4.	Gabe Blair	2007	28
	Sam Hinnant	2006	28
	Gabriel Mikulas	2001	28
	Lester Lyons	1991	28
	Stanley Love	1988	28
9.	Derrick Battle	1984	27
10.	Anton Gill	1992	26

## RECORDS BY CLASS

SINGLE-GAME	Freshmen	Sophomore	Junior	Senior
<b>Points</b>	36, Steve Richardson (2/3/90)	43, Gus Hill (2/13/88)	40, Anton Gill (1/19/94)	47, Oliver Mack (2/11/78)
<b>Rebounds</b>	18, Erroyl Bing (12/28/00)	24, two times	24, Erroyl Bing (1/25/03)	15, Larry Hunt (1/26/77)
<b>Assists</b>	13, Walter Moseley (1/23/78)	12, Paul Childress (12/24/90)	14, Tom Miller (1/8/69)	13, Ernie Pope (12/9/72)

SEASON	Freshman	Sophomore	Junior	Senior
<b>Points</b>	539, Johnny Edwards (1983)	503, Gus Hill (1988)	699, Oliver Mack (1978)	773, Blue Edwards (1989)
<b>Rebounds</b>	244, Johnny Edwards (1983)	332, Bill Otte (1962)	297, Al Faber (1972)	301, Corey Rouse (2006)
<b>Field Goals</b>	221, Johnny Edwards (1983)	189, Charles Alford (1966)	292, Oliver Mack (1978)	297, Blue Edwards (1989)
<b>FG Attempts</b>	416, Johnny Edwards (1983)	424, Mike Cook (2005)	554, Oliver Mack (1978)	539, Blue Edwards (1989)
<b>FG Percentage</b>	.624, John Fields (2007)	.586, Larry Hunt (1975)	.618, Chuckie Robinson (1995)	.592, Leon Bass (1987)
<b>3-Point FGs</b>	72, Shawn Williams (2018)	61, Tim Basham (1995)	105, Akeem Richmond (2013)	155, Akeem Richmond (2014)
<b>3-Point Attempts</b>	196, Shawn Williams (2018)	191, Brandon Hawkins (2000)	218, Fred Primus (2001)	187, Courtney Captain (2007)
<b>3-Point Percentage</b>	.440, Steve Richardson (1990)	.444, Othello Meadows (1996)	.432, Othello Meadows (1997)	.425, Keith Sledge (1987)
<b>Free Throws</b>	144, Gabriel Mikulas (2001)	123, Gus Hill (1988)	122, Jim Modlin (1969)	174, Richard Kier (1969)
<b>Free Throw Attempts</b>	181, Gabriel Mikulas (2001)	163, Gus Hill, 1988)	188, Jerry Woodside (1965)	231, Richard Kier (1969)
<b>Free Throw Percentage</b>	.878, Shawn Williams (2018)	.853, Bruce Peartree (1983)	.866, Garrett Blackwelder (1999)	.869, Benny Bowes (1962)
<b>Assists</b>	113, Herb Dixon (1985)	122, Japhet McNeil (2005)	166, Darrell Jenkins (2007)	181, Darrell Jenkins (2008)
<b>Blocked Shots</b>	87, Moussa Badiane (2002)	62, Moussa Badiane (2003)	90, Moussa Badiane (2004)	95, Andre Washington (2017)
<b>Steals</b>	79, Lester Lyons (1991)	59, Japhet McNeil (2005)	69, Lester Lyons (1993)	53, Lester Lyons (1994)
<b>Minutes Played</b>	996, Johnny Edwards (1983)	1066, Kentrell Barkley (2017)	1081, Brock Young (2010)	1202, Maurice Kemp (2013)

# Minges Coliseum Attendance



## Attendance

Year	Record	Total Att.	Avg. Att.
1967-68	7-5		
1968-69	11-3		
1969-70	11-2	31,500	2,423
1970-71	10-4		
1971-72	8-2		
1972-73	9-1		
1973-74	9-3		
1974-75	11-1	46,503	3,875
1975-76	8-3	30,475	2,540
1976-77	8-5	35,200	2,708
1977-78	4-7	42,537	3,545
1978-79	7-5	46,900	3,908
1979-80	12-1	32,200	2,477
1980-81	7-4	20,800	1,981
1981-82	7-5	27,950	2,328
1982-83	9-3	39,700	3,308
1983-84	4-8	19,300	1,608
1984-85	5-8	29,179	2,245
1985-86	9-3	31,027	2,586
1986-87	8-4	41,718	3,477
1987-88	6-7	36,594	2,815
1988-89	10-4	57,862	4,133
1989-90	8-5	44,641	3,434
1990-91	8-5	38,950	2,996
1991-92	9-4	32,477	2,498
1992-93	6-6	42,550	3,546
1993-94	10-2	57,834	4,820
1994-95	9-3	71,761	5,980*
1995-96	11-3	61,556	4,397
1996-97	10-2	54,443	4,537
1997-98	7-6	52,522	4,040
1998-99	8-4	47,632	3,969
1999-00	7-6	46,788	3,599
2000-01	10-3	52,678	4,052

2001-02	10-5	69,403	4,603
2002-03	8-6	81,538	5,824
2003-04	10-5	79,598	5,307
2004-05	6-7	62,398	4,800
2005-06	7-8	77,538	5,170
2006-07	5-9	63,457	4,533
2007-08	9-7	89,406	4,706
2008-09	10-6	80,678	5,042
2009-10	5-9	52,496	3,750
2010-11	11-5	73,053	4,566
2011-12	10-7	81,609	4,801
2012-13	17-4	97,838	4,659
2013-14	10-7	75,370	4,434
2014-15	11-5	75,138	4,696
2015-16	8-8	71,116	4,445
2016-17	12-5	68,089	4,005
2017-18	8-11	63,899	3,363

50 Years 440-251

\*School Record

## Single-Game Records

Rk	Attendance	Opponent	Date
1.	8,081	vs. Marquette	Dec. 30, 2002
2.	8,056	vs. Louisville	Jan. 16, 2003
3.	7,670	vs. UNC Wilmington	Feb. 25, 1995
4.	7,623	vs. N.C. State	Dec. 8, 2007
5.	7,611	vs. James Madison	Jan. 14, 1995
6.	7,575	vs. Wake Forest	Dec. 22, 2008
7.	7,553	vs. Memphis	Jan. 11, 2006
	7,553	vs. Louisville	Jan. 15, 2004
9.	7,500	vs. UNC Wilmington	Feb. 22, 1997
		vs. East Tennessee State	Jan. 6, 1995
		vs. South Carolina	Dec. 10, 1969
12.	7,432	vs. Louisville	Jan. 16, 2002
13.	7,311	vs. UNC Wilmington	Feb. 20, 1999
14.	7,242	vs. Marquette	Feb. 26, 2002
15.	7,143	vs. Cincinnati	Jan. 5, 2002

# Minges Coliseum Records

## TEAM

### ■ Points In A Game

**ECU:** 126 vs. Atlantic Christian (Dec. 7, 1968)

**Opponent:** 111 by Jacksonville (Feb. 5, 1970)  
111 by Atlantic Christian (Dec. 7, 1968)

### ■ Points In A Half

**ECU:** 64 (First) vs. St. Andrews (Dec. 4, 2012)  
64 (Second) vs. Atlantic Christian (Dec. 7, 1968)

**Opponent:** 66 (Second) by Atlantic Christian (Dec. 7, 1968)

### ■ Margin of Victory

**ECU:** 57 vs. Christopher Newport (Dec. 8, 1984)

**Opponent:** 38 by Southern Miss (Feb. 14, 2007)

### ■ Most Field Goals Made

**ECU:** 50 vs. Mercer (Dec. 21, 1974)

**Opponent:** 49 by Old Dominion (Jan. 31, 1978)

### ■ Most Field Goal Attempts

**ECU:** 101 vs. Buffalo (Feb. 6, 1974)

**Opponent:** 103 by Mercer (Dec. 21, 1974)

### ■ Highest Field Goal Percentage

**ECU:** .733 (44-60) vs. Atlantic Christian (Dec. 7, 1968)

**Opponent:** .697 (23-33) by George Mason (Feb. 22, 1982)

### ■ Most Three-Point Field Goals Made

**ECU:** 18 vs. St. Andrews (Dec. 4, 2012)

**Opponent:** 16 by Belmont (Novv. 29, 2000)

### ■ Most Three-Point Field Goal Attempts

**ECU:** 40 vs. Houston (March 1, 2008)

**Opponent:** 38 by Belmont (Nov. 29, 2000)

### ■ Highest Three-Point Field Goal Percentage (*Min. 10 att.*)

**ECU:** .625 (15-24) vs. SMU (Feb. 27, 2008)

**Opponent:** .800 (8-10) by Richmond Feb. 20, 1988)

### ■ Most Free Throws Made

**ECU:** 38 vs. Atlantic Christian (Dec. 6, 1969)

**Opponent:** 44 by Baptist College (Dec. 7, 1970)

### ■ Most Free Throw Attempts

**ECU:** 56 vs. Atlantic Christian (Dec. 6, 1969)

**Opponent:** 57 by Baptist College (Dec. 7, 1970)

### ■ Highest Free Throw Percentage (*Min. 10 att.*)

**ECU:** 1.000 (14-14) vs. Marshall (Feb. 18, 2006)

**Opponent:** 1.000 (10-10) by Gardner-Webb (Dec. 19, 2003)

1.000 (12-12) by Marquette (Dec. 30, 2002)

### ■ Most Rebounds

**ECU:** 72 vs. USF (Jan. 25, 2003)

**Opponent:** 62 by American (Feb. 11, 1985)

### ■ Most Assists

**ECU:** 38 vs. Mercer (Dec. 21, 1974)

**Opponent:** 25 by American (Feb. 11, 1985)

### ■ Most Turnovers

**ECU:** 34 vs. Atlantic Christian (Dec. 7, 1968)

**Opponent:** 34 by Berry (Dec. 8, 1980)

### ■ Most Blocked Shots

**ECU:** 13 vs. American (Jan. 31, 1987)

**Opponent:** 10 by Old Dominion (Dec. 29, 1990)

### ■ Most Steals

**ECU:** 18 vs. Marshall (Feb. 12, 2011)

**Opponent:** 14 by UTEP (Jan. 17, 2009)

### ■ Most Personal Fouls

**ECU:** 36 vs. Charlotte (Feb. 7, 2004)

**Opponent:** 36 by Atlantic Christian (Dec. 7, 1969)

## INDIVIDUAL

### ■ Most Points Scored

**ECU:** 47, Oliver Mack vs. USC Aiken (Feb. 11, 1978)  
**Opponent:** 39, Brian Rowsom of UNC Wilmington (Jan. 17, 1987)

### ■ Most Field Goals

**ECU:** 19, Oliver Mack vs. USC Aiken (Feb. 11, 1978)  
**Opponent:** 14, David Robinson of Navy (Jan. 26, 1985)

### ■ Most Field Goal Attempts

**ECU:** 36, Oliver Mack vs. USC Aiken (Feb. 11, 1978)  
**Opponent:** 32, Teko Wynder of Mercer (Dec. 21, 1974)

### ■ Most Three-Point Field Goals

**ECU:** 10, Akeem Richmond vs. Fayetteville State (Dec. 3, 2013)  
**Opponent:** 8, Jason Williams of George Mason (Feb. 5, 1996)  
 8, David Evans of Colorado State (Dec. 20, 1995)

### ■ Most Three-Point Field Goal Attempts

**ECU:** 16, Sam Hinnant vs. Houston (March 1, 2008)  
**Opponent:** 16, Doug Day of Radford (Dec. 22, 1990)

### ■ Most Free Throws Made

**ECU:** 15, Jontae Sherrod vs. UTEP (Feb. 23, 2011)  
**Opponent:** 19, Dick Esleeck of Furman (Jan. 6, 1970)

### ■ Most Free Throws Attempts

**ECU:** 20, Jontae Sherrod vs. Memphis (March 2, 2011)  
**Opponent:** 21, Dick Esleeck of Furman (Jan. 6, 1970)

### ■ Most Rebounds

**ECU:** 24, Erroyl Bing vs. USF (Jan. 25, 2003)  
**Opponent:** 19, Artis Gilmore of Jacksonville (Feb. 5, 1970)

### ■ Most Assists

**ECU:** 14, Brock Young vs. Rice (Feb. 14, 2009)  
**Opponent:** 12, Jeremy Wise of Southern Miss (Feb. 16, 2008)

### ■ Most Blocked Shots

**ECU:** 8, Moussa Badiane vs. Memphis (Feb. 11, 2004)  
 8, Moussa Badiane vs. Old Dominion (Dec. 8, 2011)  
 8, Greg Cornelius vs. UNC Asheville (Jan. 21, 1978)  
**Opponent:** 5, Hassan Whiteside of Marshall (Jan. 9, 2010)

### ■ Most Steals

**ECU:** 7, Lester Lyons vs. UNC Wilmington (Feb. 23, 1991)  
 7, Curt Vanderhorst vs. Winthrop (Feb. 13, 1985)  
**Opponent:** 6, Brad Childress of Campbell (Dec. 12, 1989)



*Oliver Mack scored a Minges Coliseum record 42 points against USC Aiken in 1978.*

# Opponent Records

## GAME

### ■ Most Points Scored

**Individual:** 45, Randy Culpepper of UTEP (Feb. 13, 2010)  
45, Ray Simpson of Furman (Feb. 5, 1972)  
**Team:** 130 by Maryland (Dec. 7, 1977)

### ■ Most Rebounds

**Individual:** 28, Artis Gilmore of Jacksonville (Feb. 27, 1991)  
**Team:** 68 by High Point (Dec. 4, 1963)

### ■ Most Field Goals

**Individual:** 19, Ray Simpson of Furman (Feb. 5, 1972)  
**Team:** 52 by Maryland (Dec. 7, 1977)

### ■ Most Free Throws

**Individual:** 21, Stefon Jackson of UTEP (Feb. 23, 2008)  
**Team:** 44 by Baptist College (Dec. 7, 1970)

### ■ Assists

**Individual:** 16, Mike Carroll of Pan American (Feb. 9, 1981)  
**Team:** 33 by Maine (Feb. 3, 1980)

### ■ Steals

**Individual:** 7, Rodney McKeever of The Citadel (Feb. 22, 1975)  
7, Darryl Franklin of American (Jan. 16, 1995)  
**Team:** 19 by NC State (Dec. 5, 1973)

### ■ Blocked Shots

**Individual:** 13, Artis Gilmore of Jacksonville (Feb. 22, 1971)  
**Team:** 13 by Jacksonville (Feb. 22, 1971)

### ■ Field Goal Attempts

**Individual:** 33, Roy Simpson of Furman (Feb. 5, 1972)  
**Team:** 104 by Tennessee-Chattanooga (Jan. 23, 1978)

### ■ Field Goal Percentage *(Min. 10 att.)*

**Individual:** 100.0 (12-12), David Robinson of Navy (Mar. 7, 1985)  
**Team:** 69.7 by George Mason (Feb. 22, 1982)

### ■ Three-Point Field Goals

**Individual:** 9, Randy Culpepper of UTEP (Feb. 13, 2010)  
**Team:** 16 by Belmont (Nov. 29, 2000)

### ■ Three-Point Field Goal Attempts

**Individual:** 16, Doug Day of Radford (Dec. 22, 1990)  
**Team:** 33 by Virginia Tech (Nov. 27, 2001)

### ■ Three-Point Field Goal Percentage

**Individual:** 1.000 (7-7), Neil Watson of Southern Miss (March 2, 2013)  
**Team:** 80.0 (8-10) by Richmond (Feb. 20, 1988)

## SEASON

### ■ Points

**Most Points Scored:** 2,484 (2012-13)  
**Fewest Points Scored:** 1,364 (1958-59)  
**Highest Scoring Average:** 88.8 (1977-78)  
**Lowest Scoring Average:** 64.9 (1962-63)

### ■ Field Goals

**Most:** 926 (1977-78)  
**Fewest:** 528 (1962-63)  
**Most Attempts:** 2,142 (2012-13)  
**Fewest Attempts:** 1,201 (1962-63)  
**Highest Percentage:** 50.6 (1981-82)  
**Lowest Percentage:** 39.2 (2016-17)

### ■ Free Throws

**Most:** 537 (1968-69)  
**Fewest:** 329 (1987-88)  
**Most Attempts:** 782 (1969-70)  
**Fewest Attempts:** 471 (1962-63)  
**Highest Percentage:** 74.9 (1962-63)  
**Lowest Percentage:** 65.1 (1969-70)

### ■ Rebounds

**Most:** 1,316 (2012-13)  
**Highest Average:** 43.8 (1963-64; 1970-71)  
**Lowest Average:** 31.1 (1981-82)

### ■ Personal Fouls

**Most:** 659 (2012-13)  
**Fewest:** 356 (1962-63)  
**Most Disqualifications:** 36 (1968-69)  
**Fewest Disqualifications:** 5 (1984-85)

### ■ Three-Point Field Goals


**Most:** 249 (2015-16)  
**Most Attempts:** 752 (2015-16)  
**Highest Percentage:** 42.1 (1991-92)

### ■ TABS

**Most Turnovers:** 475 (2012-13)  
**Most Assists:** 603 (2012-13)  
**Most Blocked Shots:** 121 (2009-10)  
**Most Steals:** 281 (2009-10)



# Honors



# Previous Conference Honors

## Southern Conference

### All-Southern Conference

- 1969: Jim Modlin (Second)  
 1970: Tom Miller (First)  
       Jim Modlin (Second)  
 1971: Jim Gregory (First)  
       Al Faber (Second)  
 1973: Earl Quash (Second)  
 1974: Nicky White (First)  
 1975: Greg Ashorn (Second)  
       Robert Jeter (Second)  
       Donnie Ownes (HM)  
 1976: Earl Garner (Second)  
       Reggie Lee (HM)  
 1977: Larry Hunt (Second)

### SoCon All-Freshman/Rookie

- 1974: Reggie Lee  
 1976: Louis Crosby  
 1977: Herb Gray  
       Jim Ramsey

### SoCon All-Sophomore

- 1971: Al Faber  
       Dave Franklin

### SoCon All-Tournament

- 1969: Jim Modlin (First)  
 1972: Jim Farley (First)  
       Ernie Pope (First)

- 1975: Robert Geter (Second)  
       Larry Hunt (Second)  
 1977: Jim Ramsey (Second)

### SoCon Coach-of-the-Year

- 1969: Tom Quinn  
 1975: Dave Patton

### SoCon Player-of-the-Week

- 1969: Jim Modlin

## CAA

### All-ECAC South

- 1983: Johnny Edwards (First)

### CAA Player-of-the-Year

- 1989: Blue Edwards

### CAA Rookie-of-the-Year

- 1988: Gus Hill  
 1991: Lester Lyons  
 2001: Gabriel Mikulas

### All-CAA

- 1987: Marchell Henry (First)  
 1988: Gus Hill (First)  
 1989: Blue Edwards (First)  
 1991: Lester Lyons (Second)  
 1994: Lester Lyons (Second)  
 1995: Anton Gil (First)  
 1997: Raphael Edwards (Second)  
 1998: Raphael Edwards (First)

- 2001: Gabriel Mikulas (Second)

### CAA All-Rookie

- 1988: Gus Hill  
 1990: Ike Copeland  
       Steve Richardson  
 1991: Kevin Armstrong  
       Lester Lyons  
 1992: Anton Gil  
 1993: Kareem Richardson  
 1994: Tim Basham  
 1995: Tony Parham  
 2001: Erroyl Bing  
       Gabriel Mikulas

### CAA All-Defensive Team

- 1989: Jeff Kelly  
 1993: Lester Lyons  
 1994: Lester Lyons

### All-CAA Tournament

- 1993: Ike Copeland  
       Lester Lyons (MVP)

### CAA Player-of-the-Week

- 1987: Blue Edwards  
       Marchell Henry  
 1988: Gus Hill  
       Reed Lose  
 1989: Blue Edwards (3)  
 1990: Steve Richardson  
 1991: Lester Lyons

- 1992: Anton Gil  
       Steve Richardson  
 1993: Lester Lyons  
 1995: Anton Gil  
       Chuckie Robinson  
 1996: Tim Basham  
 1998: Raphael Edwards (2)  
 1999: Evaldas Jojcs  
 2001: Gabriel Mikulas  
       Fred Primus

### CAA 25th Anniversary Team

- 2010: Blue Edwards

## Conference USA

### C-USA Sixth Man-of-the-Year

- 2011: Brock Young

### All-Conference USA

- 2006: Corey Rouse (Second)  
 2010: Brock Young (Third)  
 2011: Jontae Sherrod (Third)  
 2012: Miguel Paul (Second)  
       Darius Morrow (Third)  
 2013: Maurice Kemp (First)  
       Miguel Paul (Second)  
 2014: Akeem Richmond (Second)

### C-USA All-Freshman

- 2002: Moussa Badiane  
 2004: Mike Cook  
 2005: Tom Hammonds  
 2006: Sam Hinnant  
 2007: John Fields  
 2009: Darius Morrow

### C-USA All-Tournament

- 2011: Darius Morrow

### C-USA Player-of-the-Week

- 2003: Gabriel Mikulas  
 2004: Erroyl Bing  
 2005: Moussa Badiane  
 2006: Corey Rouse  
 2008: Sam Hinnant  
 2011: Jontae Sherrod  
       Jamar Abrams  
 2013: Maurice Kemp  
       Akeem Richmond  
 2014: Akeem Richmond

### C-USA Rookie-of-the-Week

- 2009: Darius Morrow  
 2012: Marshall Guilmette  
 2014: Caleb White

## NABC

### All-District XI

- 2012: Miguel Paul (Second)  
 2013: Maurice Kemp (Second)




Maurice Kemp

# American Athletic Conference Accolades



**AMERICAN**  
ATHLETIC CONFERENCE


**Most Improved:**  
2016 Prince Williams



*Caleb White*



*B.J. Tyson*



*Andre Washington*

## AMERICAN ALL-FRESHMAN

- 2015:** B.J. Tyson (unanimous)  
**2016:** Kentrell Barkley  
**2017:** Jeremy Sheppard  
**2018:** **Shawn Williams (unanimous)**

## AMERICAN ROOKIE-OF-THE-WEEK


- 2015:** B.J. Tyson (4)  
**2016:** Kentrell Barkley (1)  
**2017:** Jeremy Sheppard (1)  
**2018:** **Shawn Williams (4)**

## AMERICAN WEEKLY HONOR ROLL

- 2015:** Caleb White (2), Terry Whisnant (1)  
**2016:** Caleb White (3), B.J. Tyson (2),  
Kentrell Barkley (1), Prince Williams (1)  
**2017:** Kentrell Barkley (3), Caleb White (3),  
B.J. Tyson (1), Andre Washington (1)  
**2018:** **Isaac Fleming (1)**, B.J. Tyson (1),

## Rookie-Of-The-Year:

- 2018 Shawn Williams



# Academic Honors

## NABC Honors Court

2006-07	Taylor Gagnon
2008-09	Greyson Sargent
2009-10	Evan Salzano Greyson Sargent
2012-13	Peter Torlak
2013-14	Peter Torlak
2014-15	Francis Edosomwan Peyton Robbins
2017-18	<b>Justice Obasohan</b>

## Colonial Athletic Association Academic Team

1988-89	Jeff Kelly
1990-91	Paul Childress
1991-92	Paul Childress Antti Jokinen
1994-95	Skip Schaeftbauer

## Conference USA All-Academic Team

2007-08	Taylor Gagnon
2011-12	Maurice Kemp

## Conference USA Commissioner's Honor Roll

2004-05	Taylor Gagnon Will O'Neil
2005-06	Taylor Gagnon Sam Hinnant Jeremy Ingram William O'Neil Jeffrey Robinson
2006-07	Cory Farmer Taylor Gagnon Greyson Sargent
2007-08	Brandon Evans Taylor Gagnon Greyson Sargent
2008-09	Greyson Sargent
2009-10	Evan Salzano Greyson Sargent
2010-11	Evan Salzano Robert Sampson Petar Torlak
2011-12	Maurice Kemp Robert Sampson Petar Torlak
2012-13	Marshall Guilmette Petar Torlak
2013-14	Francis Edosomwan Marshall Guilmette Peyton Robbins Petar Torlak

## The American All-Academic Team

2014-15	Drew Bost Grant Bryant Peyton Robbins Lance Tejada Francis Edosomwan Prince Williams
2015-16	Kanu Aja Drew Bost

*Greyson Sargent was a two-time member of the NABC Honors Court and earned a place on the Conference USA Commissioner's Honor Roll four times.*




	Michel-Ofik Nzege	1999-00	Bryan Foxx
	<b>Justice Obasohan</b>	2000-01	Gabriel Mikulas
2016-17	<b>Justice Obasohan</b>	2001-02	Gabriel Mikulas
	Andre Washington	2002-03	Gabriel Mikulas
	<b>John Whitley</b>	2003-04	Gabriel Mikulas
2017-18	Jabari Craig	2004-05	Will O'Neil
	<b>K.J. Davis</b>	2005-06	Will O'Neil
	<b>Justice Obasohan</b>	2006-07	Taylor Gagnon
	<b>Dimitrije Spasojevic</b>	2007-08	Taylor Gagnon
	<b>Justin Whatley</b>	2008-09	Greyson Sargent
	<b>John Whitley</b>	2009-10	Greyson Sargent
<i>Student-athletes named to the Commissioner's Honor Roll and/or the All-Academic Team must maintain a cumulative grade point average of 3.0 or better.</i>			
		2010-11	Evan Salzano
		2011-12	Petar Torlak
		2012-13	Petar Torlak
		2013-14	Petar Torlak
		2014-15	Peyton Robbins
		2015-16	Peyton Robbins
		2016-17	<b>Justice Obasohan</b>
		2017-18	<b>Justice Obasohan</b>

*The Nutrien All-Academic Team is comprised of ECU student-athletes who hold the highest cumulative GPA on their respective teams (minimum GPA of 3.0).*



# Postseason





# Postseason Tournament Results

## NCAA

Year	Opponent	W/L	Score	Site
1972	Villanova	L	70-85	Princeton, N.J.
1993	North Carolina	L	65-85	Winston-Salem, N.C.

## NAIA National Championships

Year	Opponent	W/L	Score	Round
1953	Arkansas Tech	L	61-65	First Round
1954	St. Benedict's	L	61-68	First Round

## NAIA District 26

Year	Opponent	W/L	Score	Round
1952	High Point	W	69-61	Semifinals
	Elon	L	67-75	Championship
1953	High Point	W	103-73	Semifinals
	Elon	W	72-56	Championship
1954	Presbyterian	W	80-71	Semifinals
	Erskine	W	80-64	Championship
1955	Atlantic Christian	L	98-107	Semifinals
1956	Presbyterian	L	84-106	Semifinals
1958	Lenoir-Rhyne	L	79-102	Semifinals

## Collegiate Commissioners Tournament

Year	Opponent	W/L	Score	Site
1975	Arizona	L	78-94	Louisville, Ky.

## CollegInsider.com Postseason Tournament

Year	Opponent	W/L	Score	Site
2011	Jacksonville	L	66-71 (ot)	Greenville, N.C.
2013	Savannah State	W	66-65	Greenville, N.C.
	Rider	W	75-54	Greenville, N.C.
	Loyola (Md.)	W	70-58	Greenville, N.C.
	Evansville	W	81-58	Greenville, N.C.
	Weber State	W	77-74	Ogden, Utah
2014	Wright State	L	59-73	Greenville, N.C.

## North State Conference

Year	Opponent	W/L	Score	Round
1948	Guilford College	L	39-53	First Round
1949	Western Carolina	W	49-43	First Round
	Appalachian State	L	52-69	Semifinals
1950	Lenoir-Rhyne	L	34-52	First Round
1951	Lenoir-Rhyne	W	76-72	First Round
	Catawba	W	68-63	Semifinals
	High Point	L	62-66	Championship
1952	Lenoir-Rhyne	L	73-85	First Round
1953	Guilford College	W	85-57	First Round
	High Point	L	65-68	Semifinals
1954	Guilford College	W	74-54	First Round
	Elon	W	80-65	Semifinals
	Atlantic Christian	W	86-75	Championship

1955	High Point	L	71-90	First Round
1956	Catawba	W	91-70	First Round
	Elon	L	64-82	Semifinals
1957	Western Carolina	L	69-83	First Round
1958	Appalachian State	W	78-77	First Round
	High Point	L	78-79	Semifinals
1959	Catawba	L	70-74	First Round
1960	Appalachian State	L	79-87	First Round
1961	Atlantic Christian	L	71-72	First Round

## Carolinas Conference

Year	Opponent	W/L	Score	Round
1962	Catawba	L	76-81	First Round

## Southern Conference

Year	Opponent	W/L	Score	Site
1966	Richmond	L	74-76	Charlotte
1967	West Virginia	L	53-82	Charlotte
1968	West Virginia	L	71-76	Charlotte
1969	William & Mary	W	48-35	Charlotte
	George Washington	W	84-79	
	Davidson	L	76-102	
1970	Richmond	L	73-74	Charlotte
1971	Richmond	L	67-69	Charlotte
1972	The Citadel	W	80-71	Greenville, S.C.
	Davidson	W	81-77	
	Furman	W	77-75 (ot)	
1973	Richmond	W	92-62	Richmond, Va.
	Furman	L	60-68	
1974	William & Mary	L	67-75 (2ot)	Richmond, Va.
1975	The Citadel	W	78-66	Greenville, N.C.
	William & Mary	L	66-69	Greenville, S.C.
1976	Appalachian State	L	72-79	Greenville, N.C.
1977	William & Mary	W	79-76	Williamsburg, Va.
	VMI	L	77-88	Roanoke, Va.

## ECAC-South

Year	Opponent	W/L	Score	Site
1983	George Mason	W	68-65	Richmond, Va.
	William & Mary	L	45-48	
1984	William & Mary	L	32-47	Harrisonburg, Va.
1985	Navy	L	73-94	Williamsburg, Va.

## Colonial Athletic Association

Year	Opponent	W/L	Score	Site
1986	UNC Wilmington	L	54-75	Wilmington, N.C.
1987	UNC Wilmington	L	58-59	Hampton, Va.
1988	Richmond	L	41-67	Hampton, Va.
1989	American	W	76-58	Hampton, Va.
	George Mason	L	58-65	
1990	George Mason	L	62-66	Richmond, Va.
1991	Richmond	L	62-86	Richmond, Va.
1992	American	L	69-76	Richmond, Va.

1993	Old Dominion	W	73-67	Richmond, Va.
	UNC Wilmington	W	55-50	
	James Madison	W	54-49	
1994	Richmond	L	55-58	Richmond, Va.
1995	American	L	67-75	Richmond, Va.
1996	American	W	76-60	Richmond, Va.
	VCU	L	60-75	
1997	James Madison	L	67-79 (2ot)	Richmond, Va.
1998	VCU	L	62-65	Richmond, Va.
1999	Old Dominion	L	62-65 (2ot)	Richmond, Va.
2000	American	L	54-74	Richmond, Va.
2001	Ineligible	-		Richmond, Va.

## Conference USA

Year	Opponent	W/L	Score	Site
2002	Houston	L	49-58	Cincinnati, Ohio
2003	Did Not Qualify	-		Louisville, Ky.
2004	Louisville	L	54-61	Cincinnati, Ohio
2005	Did Not Qualify	-		Memphis, Tenn.
2006	UCF	L	52-65	Memphis, Tenn.
2007	Tulsa	L	50-65	Memphis, Tenn.
2008	Tulsa	L	49-66	Memphis, Tenn.
2009	Tulane	L	59-69	Memphis, Tenn.
2010	Houston	L	80-93	Tulsa, Okla.
2011	UCF	W	75-60	El Paso, Texas
	UAB	W	75-70 (ot)	
	Memphis	L	56-76	
2012	Rice	W	68-66	Memphis, Tenn.
	Southern Miss	L	78-81 (ot)	
2013	Tulsa	L	72-79	Tulsa, Okla.
2014	UTSA	W	79-76	El Paso, Texas
	UTEP	L	68-77	

## American Athletic Conference

Year	Opponent	W/L	Score	Site
2015	UCF	W	81-80	Hartford, Conn.
	SMU	L	68-74	
2016	USF	L	66-71	Orlando, Fla.
2017	Temple	W	80-69	Hartford, Conn.
	SMU	L	77-81	
2018	UCF	L	52-66	Orlando, Fla.

# vs. Conference Tournament Opponents

## Record By Seed

Seed	Record	Years
No. 1	0-0	-
No. 2	3-3	1969, '70, '75
No. 3	1-3	1971, '73, '97
No. 4	3-4	1972, '74, '76, '95, 2013
No. 5	3-7	1966, '73, '83, '86, '90, '94, '96
No. 6	1-3	1984, '89, '92
No. 7	3-4	1968, '87, '91, '93, '99
No. 8	3-7	1967, '85, '88, '98, 2011, '15, '16
No. 9	1-3	2000, '09, '17
No. 10	1-3	2008, '10, '12
No. 11	0-3	2002, '04, '18
No. 12	1-3	2006, '07, '14

## Record Vs. Seeds

Seed	Record	Years
No. 1	3-9	1967, '69, '72, '77, '83, '85, '88, '93, '96, 2011, '15, '17
No. 2	2-6	1968, '72, '73, '87, '89, '91, '93, '99, 2012
No. 3	2-3	1969, '75, '84, '89, '92
No. 4	3-5	1966, '77, '83, '86, '90, '94, '96, 2011
No. 5	1-7	1972, '74, '76, '95, 2006, '07, '13, '14
No. 6	2-4	1971, '73, '93, '97, 2002, '04, '18
No. 7	3-3	1969, '70, '75, 2008, '10, '12
No. 8	1-2	2000, '09, '17
No. 9	2-2	1998, 2011, '15, '16
No. 10	0-0	-
No. 11	0-0	-
No. 12	0-0	-
No. 13	1-0	2014

**Victories in bold**

## Vs. Opponents in The American

Houston	Round	Result
Date	Round	Result
March 6, 2002	First	L, 49-58*
March 10, 2010	First	L, 80-93*
Memphis	Round	Result
Date	Round	Result
March 11, 2011	SF	L, 56-76*
SMU	Round	Result
Date	Round	Result
March 13, 2015	QF	L, 68-74
March 10, 2017	QF	L, 77-81
Temple	Round	Result
Date	Round	Result
March 9, 2017	First	W, 80-69
Tulane	Round	Result
Date	Round	Result
March 11, 2009	First	L, 59-69*
Tulsa	Round	Result
Date	Round	Result
March 7, 2007	First	L, 50-65*
March 12, 2008	First	L, 49-66*
March 14, 2013	QF	L, 72-79*
UCF	Round	Result
Date	Round	Result
March 8, 2006	First	L, 52-65*
March 9, 2011	First	W, 75-60*
March 12, 2015	First	W, 81-80 (ot)
March 8, 2018	First	L, 52-66
USF	Round	Result
Date	Round	Result
March 10, 2016	First	L, 66-71

\* - played in the Conference USA tournament

## Record Vs. Other Opponents

Opponent	Record
American	2-3
Appalachian State	0-1
Davidson	1-1
Furman	1-1
George Mason	1-2
George Washington	1-0
James Madison	1-1
Navy	0-1
Old Dominion	1-1
Richmond	1-6
The Citadel	2-0
UNC Wilmington	1-2
VCU	0-2
VMI	0-1
West Virginia	0-2
William & Mary	2-4

## Record By Site

Location	Record	Last
Charlotte, N.C.	2-6	1971
Cincinnati, Ohio	0-2	2004
El Paso, Texas	3-2	2014
Hampton, Va.	1-3	1989
Harrisonburg, Va.	0-1	1984
Hartford, Conn.	2-2	2017
Greenville, N.C.	1-1	1976
Greenville, S.C.	3-1	1975
Memphis, Tenn.	1-5	2012
Orlando, Fla.	0-2	2018
Richmond, Va.	6-13	2000
Roanoke, Va.	0-1	1977
Tulsa, Okla.	0-2	2013
Williamsburg, Va.	1-1	1985
Wilmington, N.C.	0-1	1986



# Conference Tournament Game Records

## TEAM RECORDS

### ■ Points

Conference:	96 vs. Richmond (March 1, 1973)
The American:	81 vs. Temple (March 9, 2017)
	81 vs. UCF (March 12, 2015)

### ■ Field Goals Made

Conference:	36 vs. Appalachian State (Feb. 28, 1976)
	36 vs. William & Mary (Feb. 26, 1977)
The American:	31 vs. UCF (March 12, 2015)

### ■ Field Goal Attempts

Conference:	88 vs. VMI (March 1, 1977)
The American:	68 vs. UCF (March 12, 2015)

### ■ 3-Point Field Goals Made

Conference:	15 vs. SMU (March 13, 2015)
The American:	15 vs. SMU (March 13, 2015)

### ■ 3-Point Field Goal Attempts

Conference:	35 vs. SMU (March 13, 2015)
The American:	35 vs. SMU (March 13, 2015)

### ■ 3-Point Field Goal Percentage

Conference:	58.8 (10-17) vs. UCF (March 9, 2011)
The American:	43.3 (13-30) vs. SMU (March 10, 2017)

### ■ Free Throws Made

Conference:	33 vs. UAB (March 10, 2011)
The American:	14 vs. Temple (March 9, 2017)

### ■ Free Throw Attempts

Conference:	48 vs. UAB (March 10, 2011)
The American:	20 vs. Temple (March 10, 2017)

### ■ Free Throw Percentage

Conference:	93.3 (14-15) vs. George Mason (March 5, 1989)
The American:	87.5 (7-8) vs. SMU (March 13, 2015)

### ■ Offensive Rebounds

Conference:	19 vs. Louisville (March 10, 2004)
The American:	15 vs. USF (March 10, 2016)

### ■ Defensive Rebounds

Conference:	33 vs. Old Dominion (Feb. 26, 1999)
	33 vs. UAB (March 10, 2011)
The American:	28 vs. Temple (March 9, 2017)

### ■ Total Rebounds

Conference:	45 vs. UAB (March 10, 2011)
The American:	41 vs. USF (March 10, 2016)

### ■ Personal Fouls

Conference:	30 vs. Davidson (March 1, 1969)
The American:	25 vs. UCF (March 8, 2018)

### ■ Assists

Conference:	20 vs. William & Mary (Feb. 26, 1977)
	20 vs. Tulsa (March 14, 2013)
The American:	18 vs. UCF (March 12, 2015)

### ■ Turnovers (Low)

Conference:	7 vs. Tulsa (March 7, 2007)
The American:	8 vs. UCF (March 12, 2015)

### ■ Turnovers (High)

Conference:	27 vs. Old Dominion (Feb. 26, 1999)
The American:	20 vs. UCF (March 8, 2018)

### ■ Blocks

Conference:	7 vs. Old Dominion (March 6, 1993)
	7 vs. UAB (March 10, 2011)
	7 vs. Southern Miss (March 8, 2012)
The American:	5 vs. Temple (March 9, 2017)
	5 vs. UCF (March 12, 2015)

### ■ Steals

Conference:	13 vs. Richmond (March 2, 1991)
The American:	10 vs. UCF (March 12, 2015)

### ■ Points (First Half)

Conference:	42 vs. William & Mary (Feb. 26, 1977)
The American:	38 vs. UCF (March 12, 2015)

### ■ Points (Second Half)

Conference:	56 vs. SMU (March 10, 2017)
The American:	56 vs. SMU (March 10, 2017)

### ■ Points (Overtime)

Conference:	18 vs. UAB (March 10, 2011)
The American:	5 vs. UCF (March 12, 2015)

## INDIVIDUAL RECORDS

### ■ Points

<b>Conference:</b>	36, Akeem Richmond vs. UTSA (March 11, 2014)
<b>The American:</b>	26, Kentrell Barkley vs. Temple (March 9, 2017)

### ■ Field Goals Made

<b>Conference:</b>	13, Earl Garner vs. Appalachian State (Feb. 28, 1976)
<b>The American:</b>	9, Kentrell Barkley vs. Temple (March 9, 2017)

### ■ Field Goal Attempts

<b>Conference:</b>	32, Blue Edwards vs. George Mason (March 5, 1989)
<b>The American:</b>	17, Kentrell Barkley vs. SMU (March 10, 2017) 17, Kentrell Barkley vs. Temple (March 9, 2017)

### ■ 3-Pt Field Goals Made

<b>Conference:</b>	11, Akeem Richmond vs. UTSA (March 11, 2014)
<b>The American:</b>	4, Antonio Robinson vs. SM (March 13, 2015) 4, Terry Whisnart vs. SMU (March 13, 2015) 4, Caleb White vs. SMU (March 13, 2015)

### ■ 3-Point Field Goal Attempts

<b>Conference:</b>	19, Akeem Richmond vs. UTSA (March 11, 2014)
<b>The American:</b>	10, Caleb White vs. SMU (March 10, 2017) 10, Caleb White vs. SMU (March 13, 2015)

### ■ Free Throws Made

<b>Conference:</b>	12, Darrius Morrow vs. UAB (March 10, 2011)
<b>The American:</b>	5, Four times <i>last by Shawn Williams vs. UCF (March 8, 2018)</i>

### ■ Free Throw Attempts

<b>Conference:</b>	16, Darrius Morrow vs. UAB (March 10, 2011)
<b>The American:</b>	8, Kentrell Barkley vs. Temple (March 9, 2017) 8, B.J. Tyson vs. UCF (March 12, 2015)

### ■ Offensive Rebounds

<b>Conference:</b>	8, Corey Rouse vs. UCF (March 8, 2006)
<b>The American:</b>	5, Kentrell Barkley vs. Temple (March 9, 2017)

### ■ Defensive Rebounds

<b>Conference:</b>	11, Kentrell Barkley vs. Temple (March 9, 2017)
<b>The American:</b>	11, Kentrell Barkley vs. Temple (March 9, 2017)

### ■ Total Rebounds

<b>NCAA:</b>	14, Al Faber vs. Villanova (March 11, 1972)
<b>Conference:</b>	18, Larry Hunt vs. William & Mary (March 5, 1975)
<b>The American:</b>	16, Kentrell Barkley vs. Temple (March 9, 2017)

### ■ Assists

<b>Conference:</b>	12, Miguel Paul vs. Southern Miss (March 8, 2012)
<b>The American:</b>	8, Lance Tejada vs. UCF (March 12, 2015)

### ■ Blocked Shots

<b>Conference:</b>	5, Darrius Morrow vs. UAB (March 10, 2011)
<b>The American:</b>	2, Andre Washington vs. Temple (March 9, 2017) 2, B.J. Tyson vs. SMU (March 13, 2015)

### ■ Steals

<b>Conference:</b>	6, Lance Tejada vs. UCF (March 12, 2015)
<b>The American:</b>	6, Lance Tejada vs. UCF (March 12, 2015)

### ■ Minutes Played

<b>Conference:</b>	48, Tony Parham vs. James Madison (March 1, 1997)
<b>The American:</b>	40, Kentrell Barkley vs. SMU (March 10, 2017)

*Conference - Records set from games played during the Southern Conference (1964-77), ECAC-South (1983-85), CAA (1986-01), Conference USA (2002-14) and The American (2015-pr.) basketball tournaments.*



# 1972 Southern Conference Champions

Physical interior play, aggressive rebounding, balanced point production and a solid bench all played a part in ECU's only Southern Conference championship and first NCAA Tournament berth in 1972.

After upsetting regular season champion Davidson in the semifinals, the Pirates' dreams of going to the NCAA Tournament were nearly derailed, twice, by the Furman Paladins in the championship game.

If Jim Fairley hadn't scooped up Ernie Pope's missed jumper and laid it in to tie the game as time expired, ECU wouldn't have won.

The two teams then battled through four overtime ties, before the Paladins took a one-point lead, 75-74, with eight seconds left.

With no time-outs remaining, ECU's Al Faber grabbed the rebound off a missed free throw and cut loose a desperation 40-footer that wasn't even close.

Fortunately for the Pirates, reserve guard Nicky White was standing underneath the basket, grabbed the rebound and banged home the winning bucket as the horn sounded.

The Pirates had lost to Davidson in the championship game two years prior.

Earl Quash wound up as the leading scorer for ECU in the finals scoring 18 points, including 13 in the final 14 minutes of play. Fairley added 13 points, while Faber and Pope had 12 each.

ECU would've been eliminated from the tournament in the semifinals if it hadn't been for the efforts of Fairley.

Fairley, who scored 56 points in three games, scored 26 points in the semis to lead the Pirates into the title contest.

ECU rallied from a seven-point second half deficit to best the regular season champion Wildcats. Two free throws by Dave Franklin and another by Quash in the final 18 seconds lifted the Pirates to a four-point victory, 81-77.

Thanks to Franklin's 20-point performance in the quarterfinals, ECU was able to dispose of a pesky Citadel squad.

After trailing by as many as nine in the first half and five at intermission, the Pirates looked to Franklin in the second half.

He made ECU's first four shots after intermission to reclaim the lead at 38-37. They never trailed after that point.

Leading by as many as 13 in the second half, ECU watched its lead diminish to three with 43 seconds left. Pope, however, hit two free throws with 29 seconds remaining to run the Pirates out to a five-point lead. ECU then got a pair of steals for buckets in the final second to dart out the final nine-point margin.

Franklin collected 39 points during the three-day run; Pope 37; Jerome Owens 36; Quash 32; and Faber 21 as no one man was forced to carry the burden.

Fairley and Pope were named first-team all-tournament, while Franklin earned second-team honors.



*Dave Franklin and Jerome Owens combined for 76 points during the Pirates three-day tournament championship run.*

## 1971-72 Roster

4	Terry Davis	F	Sr.	6-5	185	Tillery, N.C.
10	Dave McNeil	G	Jr.	6-4	175	Erwin, N.C.
12	Milan Djordjeovich	G	Jr.	6-3	180	Libertyville, N.C.
20	Ernie Pope	G	Jr.	6-2	165	Statesville, N.C.
22	Greg Crouse	G	Sr.	6-2	180	Straford, N.J.
24	John Pitts	G	So.	6-1	164	Charlottesville, Va.
30	Nicky White	F/C	So.	6-8	205	Kinston, N.C.
32	Jim Fairley	F/C	Sr.	6-7	190	Laurinburg, N.C.
34	Earl Quash	G	Jr.	6-3	190	Alexandria, Va.
40	Steve McKenzie	C	Jr.	6-7	210	Jacksonville, Fla.
42	Dave Franklin	F	Jr.	6-5	205	Richmond, Va.
50	Al Faber	C	Jr.	6-10	220	N. Haledon, N.J.
53	Ray Peszko	F/C	So.	6-7	200	Greenville, N.C.
54	Jerome Owens	G	Jr.	6-1	190	Erwin, N.C.



# 1993 CAA Champions

The Colonial Athletic Association was in its eighth year of existence and ECU was still searching for its first CAA title. And with the Pirates entering the 1993 CAA Tournament in Richmond as the No. 7 seed with a 10-16 record, there was little reason to expect ECU would win its first.

But thanks to the play of a pair of sharp shooting guards, a vibrant senior and a championship hungry coach, ECU captured its lone CAA championship and advanced to the its second NCAA Tournament in school history.

The Pirates ended the regular season losing two of its final three games, including a 73-60 loss at home to Old Dominion, the tournament's No. 2 seed and ECU's first round opponent. The Monarchs won both regular season meetings between the two by an average of 16.5 points. ECU reversed its fortunes during the third meeting of the year, 73-67, behind the outstanding play of senior Ike Copeland.

Copeland scored a career-high 24 points, hitting on near perfect 9-of-10 shooting from the field. He also connected on 6-of-6 free throws, and grabbed a game-high 11 rebounds. Anton Gill contributed 14 points as the Pirates outscored the Monarchs, 8-2 over the final 3:47.

The semifinal round pitted a pair of Cinderella teams, as ECU faced sixth-seeded UNC Wilmington, who upset Richmond the night before. The Pirates played one of its best defensive games of the season as they held the Seahawks to 31.6 percent shooting from the field and held on for a 55-50 win after leading by as many as 19 in the second half. Lester Lyons tallied 18 points in the game, the only Pirate to reach double figures.

As expected, the upstart Pirates faced top-seeded James Madison in the championship game. Coach Lefty Driesell led the Dukes to a 19-7 overall record during the regular season and a first place finish in the CAA for the fourth consecutive year.

A relaxed and confident group of Pirates set the tempo and forced JMU to play their way, ran their motion offense patiently and led by as many as six on two occasions during the second half. ECU trailed by one with 5:56 remaining, but out-scored the Dukes, 12-8 during the final minutes to claim a 54-49 victory.

Lyons, the tournament's Most Valuable Player, scored 14 points in the win, while Curley Young poured in a team-high 15 points. Lyons was joined by one of his teammates, Copeland, on the all-tournament team.

With ECU leading by three in the final 20 seconds, JMU attempted a three-point field goal that rattled in and out, and bounced into the hands of Copeland. A 58 percent free-throw shooter, Copeland scored his only two points of the game with 14.3 seconds left as he swished a pair of free throws to seal the victory.

"You can't explain it," said Pirate head coach Eddie Payne. "It's a supernatural thing. I didn't think about winning the tournament when we got here. I just pointed out that we've been playing good basketball of late. You can't win without winning the first game."


"It's a dream come true," said Copeland. "I always thought we had a chance."

The Pirates earned an automatic bid to the NCAA Tournament and a date with the East Region's No. 1 seed and eventual national champion, North Carolina.

The Pirates fell, 85-65, but drew the respect of many college basketball observers. During the NCAA Championship Game, CBS color commentator Billy Packer noted that he had seen no one play better against North Carolina's trapping defense than ECU during the NCAA Tournament.

## 1992-93 Roster

3	Marlon Jones	G	Jr.	6-3	195	Falls Church, Va.
4	Greg James	F	Fr.	6-4	220	Columbia, S.C.
5	Lester Lyons	G	Jr.	6-3	160	Lewiston, N.C.
21	Kareem Richardson	G	Fr.	5-11	170	Rantoul, Ill.
22	Wilbert Hunter	F	Jr.	6-5	200	Raleigh, N.C.
23	Curley Young	G/F	Jr.	6-4	199	Chesapeake, Va.
24	T.J. Long	G	Fr.	5-10	185	Elizabeth City, N.C.
25	Ronnell Peterson	G	Sr.	6-1	212	Ayden, N.C.
32	Anton Gill	F	So.	6-8	207	Raleigh, N.C.
33	Kevin Armstrong	F	Jr.	6-6	213	Gastonia, N.C.
34	Simpson Toliver	C	Fr.	6-8	225	Richmond, Va.
50	Don Douglas	C	Fr.	6-11	232	Falls Church, Va.
53	James Lewis	F/C	Sr.	6-6	225	Batesburg, S.C.
54	Ike Copeland	C	Sr.	6-8	215	Rocky Mount, N.C.



ECU won its lone CAA Championship in 1993 as the league's No. 7 seed in the tournament.

# 2013 CIT Champions

Junior Akeem Richmond hit a 3-pointer at the buzzer to lift ECU over Weber State 77-74 and claim the CollegeInsider.com tournament championship, capping the best season in school history.

Miguel Paul led ECU with 23 points and Maurice Kemp added 20 for the Pirates, who tied a school record for wins in a season set by the 1953-54 squad and won their first-ever Division I postseason championship.

Kemp was voted the tournament's Most Valuable Player with Paul and Robert Sampson earning all-tournament team honors.

The Pirates trailed 71-65 with 2:50 remaining but closed on a 12-3 run. Kemp sank a 3 to cut the lead in half and Paul made a pair of free throws to make it a 2-point game with less than two minutes to play.

Following two missed fouls shots by Weber State, Paul tossed the ball up to Sampson for the game-tying layup. After Scott Bamforth made just one of two free throws, Paul hit Sampson streaking down the lane for the go-ahead slam.

Davion Berry then made just one of two foul shots to tie the game at 74 with 21 seconds to play. Weber State made just 3 of 9 free throws in the final three minutes, hitting only 9-of-19 foul shots overall.

Bamforth led Weber State with 19 points, while Berry and Frank Otis had 16 apiece.

The two teams traded the lead six times in the first 14 minutes before ECU used an 8-0 spurt to take the largest lead of the game by either side, seven points.

The Pirates shot 60 percent in the first half and led 42-35 at halftime with Ty Armstrong scoring all 10 of his points in the opening frame. ECU scored 28 points in the paint before halftime and tallied 38 inside the lane for the game.

Both teams ended the game shooting over 50 percent from the floor with ECU connecting on a season-high 58.1 percent of its shots (30-51) and

the Wildcats making 52.7 percent (29-55) of their attempts.

Although they didn't get to the foul line as often, the Pirates capitalized on more of their attempts, making 11 of 14.

Weber State opened the second half on an 9-2 run to tie the game at 44 in less than three minutes before taking a 48-46 lead. ECU then outscored the Wildcats 13-4 to reclaim its seven-point halftime advantage.

**ALL-TOURNAMENT TEAM:** Scott Bamforth, Weber State; **Maurice Kemp, ECU (MVP);** Frank Otis, Weber State; **Miguel Paul, ECU;** Colt Ryan, Evansville; **Robert Sampson, ECU;** Kyle Tresnak, Weber State; Seth Tuttle, Northern Iowa

## 2012-13 Roster



0	Miguel Paul	G	Sr.	6-1	170	Winter Haven, Fla.
1	Akeem Richmond	G	Jr.	6-0	180	Sanford, N.C.
2	Maurice Kemp	F	Sr.	6-8	190	Miami, Fla.
3	Petar Torlak	G	Jr.	6-1	185	Belgrade, Serbia
4	Prince Williams	G	Fr.	6-4	195	Raleigh, N.C.
5	Ty Armstrong	F	Jr.	6-8	235	Melbourne, Fla.
10	Francis Edosomwan	G	So.	6-3	205	Charlotte, N.C.
11	Corvonn Gaines	G	Sr.	6-4	205	Madison, Wis.
12	Robert Sampson	F	Jr.	6-8	210	Atlanta, Ga.
15	Peyton Robbins	G	Fr.	6-4	205	Raleigh, N.C.
20	Shamarr Bowden	G	Sr.	6-4	170	Greensboro, N.C.
22	Paris Roberts-Campbell	G	So.	6-3	180	Charlotte, N.C.
23	Erin Straughn	G/F	Sr.	6-6	215	Pensacola, Fla.
34	Michael Zangari	F	Fr.	6-9	230	Lewisberry, Pa.
41	Marshall Guilmette	F	Fr.	6-10	240	Kennesaw, Ga.



ECU defeated Weber State to win the 2013 CollegeInsiders.com Postseason Tournament

(CIT).

# History



# ECU Basketball Timeline —

## 1931-32

After 22 years of existence as a college, basketball is established as the first intercollegiate sport at ECU. The first game is played Dec. 15 against Greenville All-Stars and won by ECU, 23-17. This is the first game of a 20-game schedule, which produces a 10-10 record.

## 1934-35

G.L. Mathis is hired as the first paid basketball coach and the nickname "Pirates" was adopted. Mathis coaches the team for two years, and post an 18-17 record.

## 1936-37

ECU scores over 100 points for the first time on Jan. 15, beating the Washington All-Stars 103-18. Two officials were also used during home games for the first time.

## 1942-43

Due to the United States' entrance into World War II, the remainder of the 1942-43 season and the 1943-44 season is canceled.

## 1945-46

Howard Porter is hired as an assistant coach, making him the first assistant coach in ECU history.

## 1947-48

ECU is accepted into the North State Conference, marking its first conference affiliation. The Pirates post a mark of 6-4 during its first season in the league.

## 1948-49

Sonny Russell is named All-North State Conference, becoming the first all-conference player in school history.

Louis Collie and Todd Fennel are given the first basketball scholarships at ECU.

## 1951-52

ECU plays in its first postseason game in the N.A.I.B District Tournament, defeating High Point before losing to Elon.

## 1952-53

ECU defeated Elon, 72-56, to win the NAIA District 26 Tournament and advance to the NAIA National Tournament.

The Pirates advanced to NAIA National Tournament in Kansas City, where they lost to Arkansas Tech. It was the first flight for an ECU athletic team for competition.

## 1953-54

The 1953-54 season marks the best season in school history with 23-2 record. The Pirates win the North State Conference regular season and tournament championship and its second consecutive NAIA District Tournament championship.

Bobby Hodges ends his career in 1954 with 2,108 points, establishing him at that time, as the all-time leading scorer in North Carolina.

The Pirates win a school record 16 consecutive games during that season.

## 1955-56

ECU had its 50-game home winning streak snapped by Lenoir-Rhyne in the fifth game of the season. The streak began on Jan. 5, 1953 with a win over Appalachian State.

## 1964

ECU is admitted into the Southern Conference, but wasn't eligible for competition until the following year.

## 1965-66

The Pirates post a record of 5-7 and finish in fifth place during their first season in the Southern Conference during the 1965-66 campaign.

## 1966-67

Vince Colbert became the first African-American to receive a scholarship at ECU. Colbert averages over 14 points per game from 1966-68.

## 1967-68

Minges Coliseum opens on the ECU campus. The Pirates compile a record of 7-5 during their first season in the facility. The coliseum is officially dedicated on Jan. 27, 1968.

The Pirates defeat George Washington, 71-68, on Jan. 3 in the only quadruple overtime game in school history.

## 1968-69

On Dec. 7, ECU defeats Atlantic Christian, 126-111, to set school records for points in a game and most combined points scored by two teams.

ECU plays in its first Southern Conference Tournament Championships game, losing to Davidson.

## 1971-72

ECU wins its only Southern Conference title by defeating Furman in the championship game, 77-75. The Pirates made their first trip to the NCAA Tournament and lost to Villanova in the first round.

## 1974-75

ECU posts its best-ever Southern Conference record going 11-3 and finished in second place. ECU is upset in the second round of the tournament, but received an invitation to play in the Collegiate Commissioners Tournament. ECU lost to Arizona in the first round.

## 1977

The Pirates withdrew their membership from the Southern Conference during June of 1977. ECU competed as an independent from 1978-80.

## 1977-78

Oliver Mack finishes fourth in the nation in scoring with a 28.0 points per game average. Finishing ahead of him were Freeman Williams of Portland State, Larry Bird of Indiana State and Purvis Short of Jackson State.

## 1981-82

ECU joins the Eastern College Athletic Conference and competes in the ECAC-South Division. The seven members of the South Division will eventually form their own conference in 1985, the Colonial Athletic Association.

## 1985-86

ECU becomes a charter member of the eight team Colonial Athletic Association. The Pirates post a record of 6-8 during the first year of CAA play and finish tied for fourth.

## 1988-89

Theodore "Blue" Edwards becomes the only Pirate to win CAA Player-of-the-Year honors. He is also the first Pirate to be selected in first round of the NBA Draft. Edwards was taken by the Utah Jazz with the 21st overall pick.

## 1991-92

Wake Forest graduate and former ECU assistant coach Eddie Payne is named the Pirates' 18th head coach prior to the start of the season. His first team goes just 10-18, but the foundation is laid for a remarkable run a year later.



# A Quick Run Through The History Books

## 1992-93

Despite finishing in seventh place in the CAA, ECU rode a string of upsets through the CAA Tournament to win its lone conference tournament championship. ECU defeats James Madison in the championship game to advance to its second NCAA Tournament. The Pirates lost to eventual national champion North Carolina in the opening round.

## 1994-95

ECU wins 18 games in a season for the first time in 20 years, marking the third-highest single-season win total in school history.

## 1995-96

Taking over for the departed Eddie Payne, new head coach Joe Dooley wins 17 games, second most ever at ECU by a first-year head coach. Dooley wins 17 games each of his first two seasons.

ECU defeats East Tennessee State, 80-76, on Jan. 6 in the first game at the newly renovated and named Williams Arena at Minges Coliseum. The Pirates played their first nine games of the season away from home.

## 1999

ECU changes conferences for the fifth time as the announcement is made that the Pirates are leaving the CAA to join Conference USA in 2001-02.

## 2001-02

ECU competes in Conference USA for the first time as compiles a 5-11 mark.

The Pirates defeat Louisville, 87-77, to record their first Conference USA victory on Jan. 16.

ECU shocks No. 9 Marquette at home, 51-46, winning its first-ever game over a top 10 opponent on Feb. 26.

## 2003-04

The Pirates stun the nationally-ranked Golden Eagles again, 73-70, at Minges Coliseum on Dec. 30.

## 2004-05

Moussa Badiane establishes the Conference USA career record for blocked shots. Badiane finished his four-year career with 314 blocked shots.

## 2005-06

Corey Rouse becomes the first player in school history to garner All-Conference USA honors. Rouse is named second-team all-conference.

## 2006-07

Darrell Jenkins becomes the first player in school history to lead a conference in assists. Jenkins averaged 5.53 helpers per game to post the highest average in Conference USA during the 2007-08 season. He repeated the feat the following year.

The Pirates defeat an ACC opponent for the first-time in school history, beating N.C. State 75-69 in the Wolfpack's first-ever visit to Minges Coliseum on Dec. 8.

## 2008-09

Brock Young finished the year ranked second in the NCAA in assists per game with 7.57. He set an ECU record by distributing 227 assists during the season.

## 2010-11

Jeff Lebo is introduced as the 22nd basketball coach in school history on March 23.

The Pirates post their first winning season in 14 years, finishing with an 18-16 record and receive an invitation to compete in the CollegeInsider.com Postseason Tournament (CIT). It was ECU's first post-season appearance since 1993.

Brock Young was named Conference USA Sixth Man-of-the-Year.

ECU defeated UCF in the first round of the Conference USA tournament, recording its first-ever victory in the championship event. The Pirates defeated top-seeded UAB the following day to advance to the semifinals.

## 2011-12

Darrius Morrow becomes the seventh player in school history to amass 1,000 points and 700 rebounds in his career.

Miguel Paul becomes the first player named to an NABC All-District II squad, earning second-team honors.

ECU wins a game in the C-USA tournament for the second straight season, marking the first time that the Pirates have won a conference tournament game in consecutive seasons since 1972 and '73.

## 2012-13

The Pirates capture the CollegeInsider.com Postseason Tournament (CIT) championship, securing the first postseason title in school history.

ECU records its first-ever 20-win season as a Division I institution, posting 23 victories.

Senior Maurice Kemp becomes the first player at ECU to be named First-Team All-Conference USA and first to lead C-USA in scoring.

ECU registers its only winning C-USA season and finishes in a program-best fourth place with a 9-7 record and receives a bye into the tournament quarterfinals.

The Pirates defeat UAB on Jan. 23 to record the program's 1,000th victory.

## 2013-14

Akeem Richmond becomes the first player in ECU history to be an NCAA statistical champion, leading the nation in 3-point field goals made, attempts and per game.

## 2014-15

ECU plays its inaugural season in the American Athletic Conference. The Pirates finish tied for seventh place with a 6-12 record and advanced to the quarterfinals of the conference tournament.

ECU defeated Houston, 66-61, to win its first American conference game on Jan. 14.

Freshman B.J. Tyson is a unanimous selection to the league's all-rookie team.

## 2015-16

ECU defeats Charlotte in its second game of the season to give coach Jeff Lebo his 300th career victory.

Kentrell Barkley is voted to The American All-Rookie team.

Prince Williams is named the conference's Most Improved player.

## 2016-17

Coach Jeff Lebo becomes the school's all-time leader in Division I coaching victories.

Caleb White becomes the fifth player in school history to score 1,500 career points.

Jeremy Sheppard is voted to The American All-Rookie team.

Andre Washington sets the ECU single-season record for blocked shots and ranks among the top six nationally in total blocks and blocked shots per game.

## 2017-18

Coach Jeff Lebo resigns six games into the season and Michael Perry takes over as interim coach the remainder of the season.

Shawn Williams is named The American Rookie-Of-The-Year.

B.J. Tyson finishes his career ranked fifth all-time at ECU in scoring.



# Annual Team Records

Year	Overall		Conference		Finish	Home	Away	Neutral	Postseason	Coach
	W-L	Pct.	W-L	Pct.						
1931-32	8-9	.470	-	-						Porter
1932-33	9-6	.600	-	-						Beatty
1933-34	3-11	.214	-	-						Beatty
1934-35	7-11	.389	-	-						Mathis
1935-36	11-6	.647	-	-						Mathis
1936-37	13-11	.542	-	-						Farley
1937-38	8-12	.400	-	-						Alexander
1938-39	17-10	.630	-	-						Gilbert
1939-40	11-7	.611	-	-						Farley
1940-41	15-4	.789	-	-						Christenbury
1941-42	9-9	.500	-	-						Christenbury
1942-43	1-2	.333	-	-						Christenbury
1943-44	No Games Played		-	-						
1944-45	8-6	.571	-	-						None
1945-46	16-9	.640	-	-						Smith
1946-47	17-10	.630	-	-						Johnson

## ■ North State Conference

1947-48	13-11	.541	6-4	.600						Porter
1948-49	10-9	.526	7-7	.500						Porter
1949-50	16-7	.696	9-7	.563						Porter
1950-51	13-11	.542	9-6	.600						Porter
1951-52	14-11	.560	10-4	.714						Porter
1952-53	18-5	.783	14-2	.875	1st			NAIA (2-1)		Porter
1953-54	23-2	.920	15-1	.938	1st			NAIA (2-1)		Porter
1954-55	16-8	.667	12-4	.750				NAIA (0-1)		Porter
1955-56	18-9	.667	13-3	.813	1st			NAIA (0-1)		Porter
1956-57	13-13	.500	6-10	.375						Porter
1957-58	15-7	.682	8-8	.500				NAIA (0-1)		Porter
1958-59	13-9	.591	11-5	.688				NAIA (0-1)		Porter
1959-60	14-9	.609	10-6	.625						Porter
1960-61	12-9	.571	12-6	.667				NAIA (0-1)		Porter
1961-62	15-12	.556	11-6	.647				NAIA (0-1)		Porter

## ■ No Conference

1962-63	12-10	.545	-	-	-	4-3	7-6	1-1		Smith
1963-64	10-15	.375	-	-	-	5-3	2-9	3-3		Carr

## ■ Southern Conference

1964-65	12-10	.545	0-0	.000	-	7-1	3-7	2-2		Carr
1965-66	11-15	.423	5-7	.417	5th	8-1	2-12	1-2		Carr
1966-67	7-17	.292	4-8	.333	8th	7-3	0-13	0-1		Quinn
1967-68	9-16	.360	6-7	.462	7th	7-5	2-10	0-1		Quinn
1968-69	17-11	.607	9-2	.818	2nd	11-3	4-7	2-1		Quinn
1969-70	16-10	.615	9-2	.818	2nd	11-2	4-7	1-1		Quinn
1970-71	13-12	.520	7-4	.636	3rd	10-4	3-7	0-1		Quinn
1971-72	14-15	.483	7-5	.583	4th	7-3	3-10	4-2	NCAA (0-1)	Quinn
1972-73	13-13	.500	7-7	.500	3rd	9-1	4-10	0-2		Quinn
1973-74	13-12	.520	8-6	.571	4th	9-3	3-8	1-1		Quinn
1974-75	19-9	.679	11-3	.786	2nd	12-0	6-7	1-2	CCT (0-1)	Patton
1975-76	11-15	.458	7-7	.500	t-3rd	9-3	1-11	1-1		Patton
1976-77	10-18	.357	3-9	.250	5th	8-5	2-11	0-2		Patton

Year	Overall		Conference		Finish	Home	Away	Neutral	Postseason	Coach
	W-L	Pct.	W-L	Pct.						
■ Independent										
1977-78	9-17	.346	-	-	-	4-7	5-8	0-2		Gillman
1978-79	12-15	.444	-	-	-	7-5	4-8	1-2		Gillman
1979-80	16-11	.592	-	-	-	12-1	2-8	2-2		Odom
1980-81	12-14	.461	-	-	-	7-4	4-6	1-4		Odom

## ■ ECAC-South

1981-82	10-17	.370	2-9	.181	7th	7-5	3-8	0-4		Odom
1982-83	16-13	.552	3-7	.300	5th	9-3	4-9	3-1		Harrison
1983-84	4-24	.143	1-9	.100	6th	4-8	0-14	0-2		Harrison
1984-85	7-21	.250	1-13	.071	8th	5-8	1-12	1-1		Harrison

## ■ Colonial Athletic Association

1985-86	12-16	.428	6-8	.429	t-4th	9-3	3-10	0-3		Harrison
1986-87	12-16	.428	4-10	.286	7th	8-4	3-11	1-1		Harrison
1987-88	8-20	.286	3-11	.214	8th	6-7	1-12	1-1		Steele
1988-89	15-14	.517	6-8	.429	t-5th	10-4	4-9	1-1		Steele
1989-90	13-18	.419	6-8	.429	5th	8-5	4-10	1-3		Steele
1990-91	12-16	.428	4-10	.286	7th	8-5	3-10	1-1		Steele
1991-92	10-18	.357	4-10	.286	6th	9-4	1-13	0-1		Payne
1992-93	13-17	.433	4-10	.286	7th	7-5	3-10	4-1	NCAA (0-1)	Payne
1993-94	15-12	.556	7-7	.500	5th	10-2	3-9	2-1		Payne
1994-95	18-11	.621	7-7	.500	t-4th	10-3	6-7	2-1		Payne
<b>1995-96</b>	<b>17-11</b>	<b>.607</b>	<b>8-8</b>	<b>.500</b>	<b>t-4th</b>	<b>11-3</b>	<b>5-8</b>	<b>1-0</b>		<b>Dooley</b>
<b>1996-97</b>	<b>17-10</b>	<b>.630</b>	<b>9-7</b>	<b>.562</b>	<b>t-3rd</b>	<b>10-2</b>	<b>7-6</b>	<b>0-2</b>		<b>Dooley</b>
<b>1997-98</b>	<b>10-17</b>	<b>.370</b>	<b>5-11</b>	<b>.312</b>	<b>8th</b>	<b>7-6</b>	<b>3-11</b>	<b>0-0</b>		<b>Dooley</b>
<b>1998-99</b>	<b>13-14</b>	<b>.481</b>	<b>7-9</b>	<b>.438</b>	<b>7th</b>	<b>8-4</b>	<b>4-9</b>	<b>1-1</b>		<b>Dooley</b>
1999-00	10-18	.357	5-11	.313	t-8th	7-6	3-11	0-1		Herrion
2000-01	14-14	.500	6-10	.375	t-7th	10-3	3-10	1-1		Herrion

## ■ Conference USA

2001-02	12-18	.400	5-11	.313	11th	10-5	0-12	2-0		Herrion
2002-03	12-15	.445	3-13	.188	13th	8-6	3-9	1-0		Herrion
2003-04	13-14	.481	5-11	.313	11th	10-5	2-8	1-1		Herrion
2004-05	9-19	.321	4-12	.250	13th	6-7	1-11	2-1		Herrion
2005-06	8-20	.286	2-12	.143	12th	7-8	1-11	0-1		Stokes
2006-07	6-24	.200	1-15	.063	12th	5-9	1-14	0-1		Stokes
2007-08	11-19	.367	5-11	.313	10th	9-10	1-8	1-1		McCarthy
2008-09	13-17	.433	5-11	.313	9th	10-6	3-9	0-2		McCarthy
2009-10	10-21	.324	4-12	.250	10th	5-9	4-8	1-4		McCarthy
2010-11	18-16	.529	8-8	.500	t-7th	11-5	4-8	3-3	CIT (0-1)	Lebo
2011-12	15-16	.483	5-11	.312	10th	10-7	3-8	2-1		Lebo
2012-13	23-12	.657	9-7	.563	t-4th	17-4	6-7	0-1	CIT (5-0)	Lebo
2013-14	17-17	.500	5-11	.313	t-12th	10-7	3-10	4-0	CIT (0-1)	Lebo

## ■ American Athletic Conference

2014-15	14-19	.424	6-12	.333	8th	11-5	1-11	2-3		Lebo
2015-16	12-20	.375	4-14	.222	t-9th	8-8	3-10	1-2		Lebo
2016-17	15-18	.454	6-12	.333	9th	12-5	1-11	2-2		Lebo
2017-18	10-20	.333	4-14	.222	11th	8-11	2-8	0-1		Lebo/Perry

# Year-By-Year Team Statistics

Season	Overall			Conference																	
	G	W-L	.Pct	W-L	.Pct	FG-FGA	.Pct	3FG-FGA	.Pct	FT-FTA	.Pct	Reb.-Avg.	PF	A	B	S	T	Pts.	Avg.		
1964-65	22	12-10	.545	0-0	.000	662-1437	.461	—	—	336-480	.700	929-42.2	—	—	—	—	—	1660	75.4		
Opponents						623-1415	.440	—	—	400-567	.706	920-41.8	—	—	—	—	—	1646	74.8		
1965-66	26	11-15	.423	5-7	.417	815-1741	.468	—	—	393-631	.623	1135-43.7	493	—	—	—	—	2023	77.8		
Opponents						789-1679	.470	—	—	457-659	.693	1121-43.1	479	—	—	—	—	2035	78.3		
1966-67	24	7-17	.445	4-8	.333	603-1354	.445	—	—	424-565	.750	848-35.4	490	—	—	—	—	1630	67.9		
Opponents						686-1447	.474	—	—	465-669	.696	1009-42.0	426	—	—	—	—	1837	76.5		
1967-68	26	9-17	.346	6-7	.462	739-1533	.482	—	—	450-655	.687	1057-42.3	542	—	—	—	—	1928	77.2		
Opponents						732-1606	.456	—	—	523-736	.710	1029-41.2	487	—	—	—	—	1987	79.5		
1968-69	28	17-11	.607	9-2	.818	811-1693	.479	—	—	614-845	.727	1221-43.6	567	—	—	—	—	2336	79.9		
Opponents						817-1939	.421	—	—	537-735	.731	1212-43.3	609	—	—	—	—	2171	77.5		
1969-70	26	16-10	.615	9-2	.818	799-1711	.467	—	—	527-801	.658	1388-53.4	593	—	—	—	—	2125	81.7		
Opponents						732-1753	.418	—	—	509-782	.651	1092-42.1	595	—	—	—	—	1973	75.9		
1970-71	25	13-12	.520	7-4	.636	709-1619	.438	—	—	484-749	.647	1300-52.0	533	—	—	—	—	1902	76.0		
Opponents						686-1692	.405	—	—	493-707	.698	1095-43.8	445	—	—	—	—	1865	74.6		
1971-72	29	14-15	.483	10-5	.667	828-1826	.453	—	—	531-812	.654	1433-49.4	574	—	—	—	—	2187	75.4		
Opponents						891-2031	.439	—	—	498-733	.679	1221-42.1	597	—	—	—	—	2280	78.6		
1972-73	26	13-13	.500	7-7	.500	752-1674	.449	—	—	351-505	.695	1156-44.5	527	—	—	—	—	1855	71.3		
Opponents						779-1732	.449	—	—	364-513	.710	1022-39.3	499	—	—	—	—	1922	73.9		
1973-74	25	13-12	.520	8-6	.571	772-1680	.459	—	—	283-444	.637	1040-41.6	—	375	—	—	—	1827	73.0		
Opponents						738-1667	.442	—	—	327-472	.692	1003-40.1	—	345	—	—	—	1807	72.2		
1974-75	28	19-9	.678	11-3	.786	978-1985	.493	—	—	390-575	.678	1249-44.6	543	—	—	—	535	2346	83.8		
Opponents						928-1956	.474	—	—	331-507	.653	1149-41.0	590	399	—	—	646	2189	78.2		
1975-76	26	11-15	.423	7-7	.500	806-1724	.468	—	—	263-376	.699	1028-39.5	511	293	50	15	455	1875	72.1		
Opponents						806-1724	.468	—	—	353-493	.716	1034-39.8	475	322	63	156	403	2047	78.7		
1976-77	28	10-18	.357	3-9	.250	804-1863	.432	—	—	297-466	.637	1204-43.0	576	333	50	144	474	1905	68.0		
Opponents						809-1730	.468	—	—	410-584	.637	1119-40.0	520	490	72	169	427	2028	72.4		
1977-78	26	9-17	.321	—	—	844-1743	.484	—	—	421-624	.675	1012-28.9	—	301	96	125	—	2109	81.1		
Opponents						962-1955	.492	—	—	384-549	.700	1115-42.9	—	414	67	198	—	2308	88.8		
1978-79	27	12-15	.444	—	—	839-1737	.483	—	—	400-563	.710	1016-37.6	—	329	84	122	—	2078	77.0		
Opponents						857-1803	.475	—	—	440-623	.706	1057-39.1	—	369	53	165	—	2154	79.8		
1979-80	27	16-11	.593	—	—	835-1692	.496	—	—	301-489	.616	1002-37.1	520	317	78	117	428	1971	73.0		
Opponents						791-1632	.485	—	—	342-516	.663	939-34.8	487	356	79	120	429	1924	71.3		
1980-81	26	12-14	.461	—	—	687-1503	.457	—	—	401-570	.704	910-35.0	533	331	42	157	409	1775	68.3		
Opponents						736-1512	.487	—	—	356-540	.659	888-34.1	447	459	63	172	415	1818	69.9		
1981-82	27	10-17	.370	2-9	.181	687-1464	.469	—	—	353-565	.625	847-31.4	594	295	59	173	428	1727	64.0		
Opponents						675-1335	.506	—	—	487-666	.731	842-31.1	517	331	74	150	451	1837	68.0		
1982-83	29	16-13	.552	3-7	.300	714-1486	.480	—	—	425-592	.718	847-29.2	525	297	74	165	407	1853	63.9		
Opponents						725-1456	.498	—	—	393-547	.718	854-28.9	543	330	72	170	438	1843	63.6		
1983-84	28	4-24	.143	1-9	.100	620-1426	.435	—	—	295-477	.618	938-29.9	641	288	90	154	434	1535	54.8		
Opponents						650-1314	.495	—	—	516-725	.723	901-32.2	507	326	90	154	404	1816	64.9		
1984-85	28	7-21	.250	1-13	.071	768-1626	.472	—	—	282-462	.610	886-31.6	589	418	88	161	433	1830	65.4		
Opponents						750-1606	.467	—	—	497-728	.683	1070-38.1	475	411	51	203	421	1999	71.4		
1985-86	28	12-16	.428	6-8	.429	695-1451	.479	—	—	359-505	.711	799-28.5	557	363	48	184	403	1749	62.5		
Opponents						730-1444	.506	—	—	405-589	.688	852-30.4	493	359	57	154	358	1873	66.9		
1986-87	28	12-16	.428	4-11	.267	749-1552	.483	72-209	.344	361-539	.670	956-34.1	558	355	91	175	441	1931	69.0		
Opponents						744-1606	.463	94-240	.392	386-602	.641	973-34.8	514	345	55	183	386	1977	70.6		
1987-88	28	8-20	.286	3-12	.200	671-1485	.452	103-296	.348	372-528	.705	850-30.4	513	362	12	189	476	1817	64.9		
Opponents						792-1620	.489	100-266	.376	329-481	.684	988-35.3	504	436	94	178	441	2013	71.9		
1988-89	29	15-14	.517	6-8	.429	764-1572	.486	94-272	.346	391-531	.736	891-30.7	507	449	35	206	415	2013	69.4		
Opponents						799-1684	.475	125-371	.337	333-487	.684	974-33.6	509	434	71	166	399	2056	70.9		
1989-90	31	13-18	.419	6-8	.429	696-1596	.436	147-377	.390	428-617	.694	1042-33.6	564	401	56	191	401	1967	63.5		
Opponents						775-1706	.454	145-440	.330	342-524	.653	992-32.0	552	429	111	221	441	2037	65.7		

Season	Overall			Conference			FG-FGA	.Pct	3FG-FGA	.Pct	FT-FTA	.Pct	Reb.-Avg.	PF	A	B	S	T	Pts.	Avg.
	G	W-L	.Pct	W-L	.Pct															
1990-91	28	12-16	.428	4-10	.286	708-1575	.450	155-407	.381	387-603	.642	965-34.5	493	332	92	233	474	1958	69.9	
Opponents						755-1606	.470	128-357	.359	359-501	.717	953-34.0	513	405	108	218	470	1997	71.3	
1991-92	28	10-18	.357	4-10	.286	753-1691	.445	184-489	.376	338-537	.629	1002-35.8	556	402	53	200	428	2028	72.4	
Opponents						753-1591	.473	171-406	.421	446-633	.705	978-34.9	525	436	112	166	416	2123	75.8	
1992-93	30	14-16	.467	4-10	.286	725-1729	.419	158-474	.333	429-667	.643	1073-35.8	591	346	66	220	427	2037	67.9	
Opponents						711-1586	.448	164-459	.357	503-694	.725	1037-34.6	562	397	102	215	454	2089	69.6	
1993-94	27	15-12	.556	7-7	.500	725-1672	.434	171-482	.355	371-551	.673	1043-38.6	533	410	74	223	367	1992	73.8	
Opponents						675-1525	.443	177-470	.377	363-551	.659	971-36.0	522	365	91	153	450	1890	70.0	
1994-95	29	18-11	.620	7-7	.500	778-1663	.468	164-451	.364	412-612	.673	1108-38.2	552	457	72	190	457	2132	73.5	
Opponents						720-1691	.426	187-561	.333	388-557	.697	930-32.1	538	397	111	209	403	2015	69.5	
1995-96	28	17-11	.607	8-8	.500	672-1532	.439	149-435	.343	440-653	.674	1073-38.3	583	366	91	148	442	1933	69.0	
Opponents						665-1565	.425	152-496	.306	429-648	.662	935-33.4	535	366	73	181	368	1911	68.3	
1996-97	27	17-10	.627	9-7	.562	649-1443	.450	135-385	.450	405-625	.648	1040-38.5	518	297	67	153	386	1839	68.1	
Opponents						593-1450	.409	167-498	.335	350-517	.677	831-30.8	523	348	67	160	348	1839	68.1	
1997-98	27	10-17	.370	5-16	.313	639-1492	.428	168-467	.360	375-550	.682	974-36.1	547	321	71	132	374	1821	67.4	
Opponents						624-1471	.424	176-460	.383	411-600	.685	922-34.1	509	319	93	158	342	1835	68.0	
1998-99	27	13-14	.481	7-9	.438	603-1416	.426	160-446	.359	341-521	.655	953-35.3	471	362	102	138	404	1707	63.2	
Opponents						632-1515	.417	156-481	.324	300-462	.649	936-34.7	499	345	73	163	351	1720	63.7	
1999-00	27	10-18	.357	5-11	.313	654-1585	.413	200-586	.341	290-461	.629	1099-39.2	582	352	89	98	428	1798	64.2	
Opponents						614-1472	.417	145-432	.336	478-705	.678	914-32.6	468	327	81	177	311	1851	66.1	
2000-01	28	14-14	.500	6-10	.375	659-1603	.411	228-662	.344	472-651	.725	1002-35.8	565	356	47	165	386	2018	72.1	
Opponents						727-1635	.445	176-523	.337	414-593	.698	1033-36.9	570	400	93	169	378	2044	73.0	
2001-02	30	12-18	.400	5-11	.313	646-1663	.388	209-675	.310	431-625	.690	1059-35.3	525	346	138	176	442	1932	64.4	
Opponents						749-1683	.445	198-564	.351	372-521	.714	1074-35.8	568	424	87	168	424	2068	68.9	
2002-03	27	12-15	.444	3-13	.188	632-1527	.414	119-427	.279	377-548	.688	1028-38.1	473	329	100	136	347	1760	65.2	
Opponents						627-1542	.407	171-524	.326	332-456	.728	952-35.3	526	315	73	142	330	1757	65.1	
2003-04	27	13-14	.481	5-11	.313	667-1525	.437	133-400	.333	438-670	.654	1073-39.7	535	324	125	183	404	1905	70.6	
Opponents						601-1526	.394	186-549	.339	398-575	.692	934-34.6	578	344	67	162	389	1786	66.1	
2004-05	28	9-19	.321	4-12	.250	641-1606	.399	120-413	.291	391-620	.631	1118-39.9	570	350	178	116	430	1793	64.0	
Opponents						656-1576	.416	183-521	.351	439-651	.674	1016-36.3	554	374	81	215	375	1934	69.1	
2005-06	28	8-20	.286	2-12	.142	586-1483	.395	173-573	.302	402-627	.641	975-34.8	531	376	46	196	434	1747	62.4	
Opponents						628-1455	.432	179-529	.338	439-627	.700	976-34.9	569	391	81	217	414	1874	66.1	
2006-07	30	6-24	.250	1-13	.076	635-1599	.397	192-602	.319	317-548	.578	1026-34.2	554	370	82	184	421	1779	59.3	
Opponents						679-1604	.423	207-609	.340	460-676	.680	1116-37.2	520	423	86	201	382	2025	67.5	
2007-08	30	11-19	.367	5-11	.312	678-1631	.416	232-604	.384	461-664	.694	983-32.8	603	430	117	200	430	2049	68.3	
Opponents						759-1714	.443	180-509	.354	484-702	.689	1139-38.0	571	438	106	196	426	2182	72.7	
2008-09	30	13-17	.433	5-11	.312	736-1666	.442	261-689	.379	443-605	.732	1018-33.9	506	441	88	169	367	2176	72.5	
Opponents						801-1791	.447	184-559	.329	428-590	.725	1072-35.7	524	491	90	184	319	2214	73.8	
2009-10	31	10-21	.322	4-12	.250	717-1641	.437	168-515	.326	480-685	.701	1103-35.6	546	367	106	199	518	2082	67.2	
Opponents						816-1853	.440	232-622	.373	459-652	.704	1056-34.1	587	483	121	281	361	2323	74.9	
2010-11	34	18-16	.529	8-8	.500	735-1728	.425	258-720	.358	591-854	.692	1139-33.5	666	440	95	221	478	2319	68.2	
Opponents						799-1863	.429	209-630	.332	481-722	.666	1206-35.5	706	440	122	215	466	2288	67.3	
2011-12	31	15-16	.483	5-11	.312	747-1714	.436	236-676	.349	406-593	.685	1064-34.3	558	452	131	241	426	2136	68.9	
Opponents						733-1688	.434	160-505	.317	393-591	.665	1071-34.5	571	419	113	216	457	2019	65.1	
2012-13	35	23-12	.657	9-7	.563	922-2039	.452	274-784	.349	561-784	.716	1256-35.9	618	603	156	279	444	2679	76.5	
Opponents						922-2142	.430	189-577	.328	451-674	.669	1316-37.6	659	541	117	223	475	2484	71.0	
2013-14	34	17-17	.500	5-11	.312	809-1833	.441	289-786	.368	570-799	.713	1146-33.7	589	458	107	215	398	2477	72.9	
Opponents						892-1977	.451	220-660	.324	407-609	.668	1206-35.5	657	503	121	207	410	2411	70.9	
2014-15	33	14-19	.424	6-12	.333	750-1777	.422	233-663	.351	383-563	.680	1048-31.8	571	443	64	208	379	2116	64.1	
Opponents						786-1768	.445	199-636	.313	405-598	.677	1151-34.9	567	447	139	196	405	2176	65.9	
2015-16	32	12-20	.375	4-14	.222	761-1790	.425	232-684	.339	432-620	.697	1097-34.3	536	486	64	183	424	2186	68.3	
Opponents						854-1911	.447	249-752	.331	344-511	.673	1162-36.3	523	540	116	204	403	2301	71.9	
2016-17	33	15-18	.454	6-12	.333	716-1797	.398	214-668	.320	442-673	.657	1250-37.9	551	394	171	168	459	2088	63.3	
Opponents						771-1968	.392	218-670	.392	388-535	.725	1231-37.3	605	410	109	215	375	2148	65.1	
2017-18	30	10-20	.333	4-14	.222	741-1723	.430	182-597	.305	329-494	.667	1020-34.0	530	388	93	148	431	1993	66.4	
Opponents						818-1808	.452	225-637	.353	385-562	.685	1108-36.9	481	476	102	199	359	2248	74.9	

# All-Time Lettermen

A	
Jamar Abrams	2008-11
Sherwood Adcock	1961
Kanu Aja	2015-16
Greg Alexander	2014-15
Charles Alford	1966-68
Keith Armstrong	2015
Kevin Armstrong	1990-94
Ty Armstrong	2013
Gregg Ashorn	1974
Roger Atkinson	1973

B	
Moussa Badiane	2002-05
Kentrell Barkley	2016-18
John Barnes	1962
Tim Basham	1994-97
Leon Bass	1985-87
Derrick Battle	1985-87
Tyrone Beale	2006
Erroyl Bing	2001-04
Jimmy Bishop	2001
Garrett Blackwelder	1997-00
Gabe Blair	2007-08
Devin Boddie	2002-03
Drew Bost	2016
Shamarr Bowden	2012-13
Danny Bowen	1962
Benny Bowes	1960-62
Mal Boyette	1960-62
Buzzy Braman	1974-76
Steven Branch	1997-00
Joe Brightwell	1990-91
Billy Brogden	1963-65
Kenyatta Brown	2000-02
Thom Brown	1982-83
Tim Brown	1989-91
Brooks Bryant	1989
Grant Bryant	2015-16
Von Bryant	1995-96
Tony Byles	1980-82

C	
Everette Cameron	1963
Fred Campbell	1966-68
Paris Roberts-Campbell	2012-15
Courtney Captain	2006-07
Roger Carr	1978
Mike Castro	2005-06
Paul Childress	1989-92
Al Clark	1986
Lawrence Clayton	1960-61
Jerod Cohen	1995
Vince Colbert	1966-68
Mike Cook	2004-05
Ike Copeland	1989-93

Greg Cornelius	1977-78
Jim Cox	1967-68
Louis Crosby	1975-76
Jabari Craig	2017-18
Gary Cross	1970
Greg Crouse	1970-72

D	
<b>K.J. Davis</b>	<b>2018</b>
Terry Davis	1971-72
James Dillard	2007
Billy Dineen	1975-76
Herb Dixon	1986
Milan Djordjevich	1971-72
Don Douglas	1994-97
Billy Duckett	1966-67
Bobby Duke	1962-64
Alico Dunk	1997-99

E	
Ken Edmonds	1973-74
Francis Edosomwan	2012-15
Al Edwards	1973-75
Blue Edwards	1987; 1989
Johnny Edwards	1982-83
Raphael Edwards	1997-98
Tyrone Edwards	1975-76
Wakefield Ellison	2010-11
Brandon Evans	2007-08

F	
Al Faber	1970-72
Jim Fairley	1970-72
Cory Farmer	2007-08
Jimmy Farnes	1961
John Fields	2007-08
<b>Isaac Fleming</b>	<b>2018</b>
Charles Foster	2016
Fred Fowler	1960-62
Bryan Foxx	2001-02
Dave Franklin	1971-72
Dwight Frazier	1963
Jake Fugal	2001

G	
Taylor Gagnon	2005-08
Corvonn Gaines	2010-13
Earl Garner	1975-76
Robert Geter	1974
Ronney Gibbs	1988
Michael Gibson	1980-82
Herbert Gilchrist	1983-84
Anton Gill	1992-95
Quinton Goods	2006
William Grady	1985-87
Herb Gray	1977-80
Charlie Green	1982-83

Lyn Green	1970
Jim Gregory	1969-71
Garth Grindley	2003-04
Morris Grooms	1996-97
Marshall Guilmette	2013-15

H	
Quincy Hall	1999-00
Vic Hamilton	1995-96
Tom Hammonds	2005-06
Scott Hardy	1986
Jonathan Hart	2005-06
Usman Haruna	2018
Tehern Harvey	1988
Morris Hargrove	1981-82
David Harris	1983-84
Dean Hartley	1975; 1977-78
Brandon Hawkins	1999-02
Roger Hedgecock	1962
Wade Henkel	1975-76
Mike Henrich	1970-71
Marchell Henry	1986-87
<b>Addison Hill</b>	<b>2017-18</b>
Bernard Hill	1978
Gus Hill	1988-90
Sam Hinnant	2006-09
Jimmy Hinton	1988
Frank Hobson	1979
Travis Holcomb-Faye	2000-03
Robin House	1988-92
Elijah Hughes	2017
Larry Hunt	1974-76
Wilbert Hunter	1992-94

I	
Jeremy Ingram	2006-07

J	
Aaron Jackson	2018
Greg James	1992-93
Darrell Jenkins	2007-08
Evaldas Jocys	1999-00
Antti Jokinen	1990-92
Chuck Jones	1994-96
DaQuan Joyner	2008, '10-11
Manuel Jones	1986-87

K	
Jonathan Kerner	1996-97
Richard Kier	1969
Jeff Kelly	1986-89
Maurice Kemp	2012-13
Garry Kerr	1978
Josh King	2005-06
Bobby Kinnard	1964-66
Jerry Knowles	1963-64
Russ Knowles	1961-63

Yasin Kolo	2013
Herb Krusen	1977-80
Chris Kupets	2009

L	
Mark Lacy	1988
Charles LaRue	1966-67
Reggie Lee	1974-76
Richard LeFevre	1962
James Legan	2008-09
Chuck Lemond	1970
Ron LePors	1970
Charlie Lewis	1961-62
Henry Lewis	1975
James Lewis	1991-93
Robert Lindfelt	1969
T.J. Long	1992-93
Reed Lose	1987-90
Stanley Love	1987-91
Lester Lyons	1990-94

M	
Luke MacKay	2003-04
Al Mack	1982
Oliver Mack	1978-79
Tom Marsh	1973-74
Dominique Martin	1988
Nick Mattone	2006
George Maynor	1979-80
Randy McCullen	1973
Steve McKenzie	1971-72
Mark McLaurin	1979-82
Keith McLeod	1983
Bill McNair	1981-82
Dave McNeill	1971-72
Japhet McNeil	2004-06
J.J. McQueen	1998-099
Othello Meadows	1995-98
Gabriel Mikulas	2001-04
Clarence Miles	1979
Tom Miller	1969-70
Jim Modlin	1969-70
Chuck Mohn	1973
Darius Morales	2011-12
D.J. Morgan	1991-92
Larry Morrissey	1998-01
Darrius Morrow	2009-12
Walter Moseley	1978
Casey Mote	1989-90
Kenny Murphy	1988-89

N	
Michel Nzege	2015-17

O	
Derek O'Bryan	2009
<b>Justice Obasohan</b>	<b>2016-18</b>



Will O'Neil	2005-06
Bill Otte	1962-64
Darrell Overton	1989-91
Donnie Owens	1974
Jerome Owens	1972

## P

Tony Parham	1995-98
Jerry Parker	1962-63
Linwood Parker	1967
Dan Pasquariello	1966-67
Miguel Paul	2012-13
Bruce Peartree	1982-84
William Penny	1962
Jeff Perlich	1988-92
Ray Peszko	1972
William "Dink" Peters	1997-98
Ronnell Peterson	1991-93
Larry Phillips	1964
Ernie Pope	1971-72
Kyle Powers	1977-79
Fred Primus	2001-02
Julius Prince	1970
Neil Punt	1997-00

## Q

Earl Quash	1972
------------	------

## R

Jim Ramsey	1977-78
Justin Ramsey	2007
Roger Reges	1963
David Reichneker	1983-84

Nolan Respress	1960-61
Deng Riak	2017
Kareem Richardson	1992-94
Butch Ricks	1964-65
Steve Richardson	1989-92
Akeem Richmond	2013-14

Deron Rippey	1996
Belton Rivers	2003-04
Peyton Robbins	2013-16
Antonio Robinson	2014-15
Chuckie Robinson	1994-95
Frank Robinson	2004
Jeff Robinson	2006
Tony Robinson	1983-84
Corey Rouse	2003-06
Arnie Ruegg	1970

## S

Ken Sabo	1968-69
Evan Salzano	2010-11
Robert Sampson	2011-13
Greyson Sargent	2007-10
Craig Savage	2001
Skipp Schaeffbauer	1994-95
Jay Scherer	1989
Jeremy Sheppard	2017
Jontae Sherrod	2008-11
Chuck Scott	1961-62
Fred Selvey	1962
Vinston Sharpe	1998-01
David Simmons	1988
Keith Sledge	1985-87

<b>Dimitrije Spasojevic</b>	<b>2018</b>
Don Smith	1959-61
Roy Smith	1985
Roddy Stanton	1962
Austin Steed	2012
Erin Straughn	2010-12
Ron Stumpo	1978
Josh Sweeley	2007
Tom Szymanski	1980-81

## T

David Taylor	1999-00
Lance Tejada	2015-16
Lawrence Thomas	1996-97
Earl Thompson	1969
Simpson Toliver	1992-93
Petar Torlak	2011-14
Jack Turnbill	1985-86
Chris Turner	2009-10
Barrett Twitty	2002-03
B.J. Tyson	2015-18

## U

David Underwood	1979-81
-----------------	---------

## V

Alphons van Ierland	1998-00
Curt Vanderhorst	1983-86
Damond Van Weerdhuizen	1995-96

## W

Andre Washington	2017
Charles Watkins	1981-82

Lacy West	1961-63
<b>Justin Whatley</b>	<b>2018</b>
Terry Whisnant	2015
Don Whitaker	1977-78
Jeff Whitaker	1990; 1992
Caleb White	2014-17
Nicky White	1972-74
<b>John Whitley</b>	<b>2017-18</b>
Derrick Wiley	2003-04
Raquan Wilkins	2017
Clarence Williams	2016-17
<b>Shawn Williams</b>	<b>2018</b>
John Williams	1984; 1986-87
Prince Williams	2013-16
Richie Williams	1969
Tommy Williams	1975
Grady Williamson	1964-66
Clay Windley	1975
Jerry Woodside	1964-66
Barry Wright	1981-84
Chad Wynn	2008-11
Buddy Wyatt	1961-62

## Y

Brock Young	2008-11
Curley Young	1991-94

## Z

Micahel Zangari	2013-16
-----------------	---------

*List is compiled of letterwinners since 1960; Year refers to the spring semester*



*ECU players rushed the floor after Othello Meadows hit a buzzer-beating 3 to beat UNCW in 1996.*

# All-Time Jersey Numbers

## 0

<b>Isaac Fleming</b>	<b>2018</b>
Othello Meadows	1995-98
Miguel Paul	2012-13
Deng Riak	2017
Terry Whisnant	2015

## 00

Damae Duckett	2002
Jake Fugal	2001

## 1

Grant Bryant	2015-16
Darrius Morrow	2009-12
Akeem Richmond	2013-14
Belton Rivers	2003-04
Jeremy Sheppard	2017

## 2

<b>K.J. Davis</b>	<b>2018</b>
James Dillard	2007
Maurice Kemp	2012-13
James Legan	2008-09
Fred Primus	2001-02
Caleb White	2014-17

## 3

Cory Farmer	2007-08
Charles Foster	2016
Chris Kupets	2009
Greyson Sargent	2010
Petar Torlak	2011-14

## 4

Buzzy Braman	1974-76
Terry Davis	1971-72
Don Douglas	1994-97
Quincy Hall	1999-2000
Sam Hinnant	2006-09
Elijah Hughes	2017
Greg James	1992-93
Marvin Kilgore	2005
Clarence Miles	1979
Chuck Mohn	1973
Prince Williams	2013-16

## 5

Ty Armstong	2013
Courtney Captain	2006-07
Jerod Cohen	1995
Lester Lyons	1991-94
Neil Punt	1997-00
Deron Rippey	1996
Frank Robinson	2004
Lance Tejada	2015-16

## 10

Paul Childress	1989-92
Franics Edosomwan	2012-15
Bryan Foxx	2001-02
Earl Garner	1975-76
Herbert Gilchrist	1983-84
Scott Hardy	1986
Aaron Jackson	2018
Jeff Kelly	1986-89
George Maynor	1979-80
Dave McNeill	1971-72
Japhet McNeill	2004-06
Don Whitaker	1977-78
Clarence Williams	2016
Brook Young	2008-11

## 11

Corvonn Gaines	2010-13
Jimmy Hinton	1988
Antonio Robinson	2014-15
Jeff Robinson	2006
David Taylor	1999-2000
Curt Vanderhorst	1983-86
Charles Watkins	1981-82

## 12

Louis Crosby	1975-76
Milan Djordjevic	1971-72
Taylor Gagnon	2005-08
Walter Moseley	1978
Tony Parham	1995-98
Tony Robinson	1983-84
Robert Sampson	2011-13
Craig Savage	2001

## 13

Luke McKay	2003-04
Michel Nzege	2015-17
Skip Schaeftbauer	1994-95

**Justin Whatley** **2018**

## 14 (retired)

Mike Bledsoe	1980
Steven Branch	1997-00
Jim Ramsey	1977-78
Sonny Russell	1949-53
Fred Stone	1972

## 15

Kentrell Barkley	2016-18
Jeremy Ingram	2005-06
Peyton Robbins	2013-15
Chris Turner	2009-10
Damon Van Weerdhuizen	1995-96

## 20

Gregg Ashorn	1974
--------------	------

Jimmy Bishop	2001
Shamarr Bowden	2012-13
Mike Fox	1980-82
Herb Gray	1977-80
Josh King	2005-06
Ernie Pope	1971-72
Jay Scherer	1989

## 21

Jamar Abrams	2008-11
Greg Cornelius	1977-78
Herb Dixon	1986
Tom Hammonds	2005-06
Reed Lose	1987-90
Kareem Richardson	1993-94
Steve Richardson	1989-92
Vinston Sharpe	1998-01
Troy Smith	1996
Josh Sweeley	2007
B.J. Tyson	2015-18

## 22

Roger Atkinson	1973
Tyrone Beale	2006
Greg Crouse	1970-72
Ronney Gibbs	1988
Morris Grooms	1996-97
Wade Henkel	1975-76
Robin House	1989-92
Wilbert Hunter	1993-94
Darrell Jenkins	2007-08
Mark McLaurin	1979-82
Larry Morrissey	1998-01
Paris Roberts-Campbell	2012-15
Ron Stumpo	1978
Raquan Wilkins	2017
John Williams	1984, 1986-87

## 23

Billy Dineen	1975-76
John Fields	2007-08
Brandon Hawkins	1999-02
Gerry Kerr	1978
Corey Rouse	2003-06
Erin Straughn	2010-12
Lawrence Thomas	1996-97
Clarence Williams	2017
Curley Young	1991-94

## 24

Keith Armstrong	2015
Garrett Blackwelder	1997-2000
Devin Boddie	2002-03
Drew Bost	2016
Tony Byles	1980-82
Techern Harvey	1988
Mike Henrich	1970-71

Reggie Lee	1974-76
T.J. Long	1992-93
Nick Matttone	2006
Jeff Perlich	1989-92
Jontae Sherrod	2008-11
Keith Sledge	1985-87

**John Whitley** **2017-18**

## 25

Moussa Badiane	2002-05
Jabari Craig	2017-18
Marchell Henry	1986-87
Evaldas Jocys	1999-00
Oliver Mack	1978-79
Kenny Murphy	1988-89
Derek O'Bryan	2009
Ronnell Peterson	1992-93
Justin Ramsey	2007
Chuckie Robinson	1994-95
Austin Steed	2012
Brandon Stith	2014
Tommy Williams	1975

## 30

Blue Edwards	1987, 1989
Wakefield Ellison	2010-11
Jim Gregory	1969-71
Greyson Sargent	2007-09
Nicky White	1972-74
Clay Windley	1975

## 31

Greg Alexander	2014-15
Jonathan Hart	2005-06
Peyton Robbins	2016
Andre Washington	2017
Derrick Wiley	2003-04
Barry Wright	1981-84

## 32

Gabe Blair	2007-08
Al Clark	1986
Al Edwards	1973-75
Raphael Edwards	1997-98
Tyron Edwards	1975-76
Jim Fairley	1970-72
Anton Gill	1992-95
Bernard Hill	1978
Stanley Love	1987-91
J.J. McQueen	1998-99
Jonathan Moore	2002-03
<b>Justice Obasohan</b>	<b>2016</b>
<b>Dimitrije Spasojevic</b>	<b>2018</b>
Chris Tiger	1995

## 33

Kevin Armstrong	1990-94
-----------------	---------

Erroyl Bing	2001-04
Johnny Edwards	1982-83
Vic Hamilton	1995-96
Morris Hargrove	1981-82
Frank Hobson	1979
Manuel Jones	1986-87
Casey Mote	1989-90
Will O'Neil	2005-06
Alphons van Ierland	1998-00
Chad Wynn	2008-11

### 34

Tim Basham	1994-97
Mike Cook	2004-05
Brandon Evans	2007-08
Charles Green	1982-83
Marc Lacy	1988
D.J. Morgan	1991-92
Julius Prince	1970
Earl Quash	1972
Evan Salzano	2010-11
Matt Steele	2009
Simpson Toliver	1992-93
Jack Turnbull	1985-86
Michael Zangari	2013-16

### 35

Derrick Battle	1985-87
Roger Carr	1978

Mike Castro	2005-06
Usman Haruna	2018
Larry Hunt	1974-76
Al Mack	1982
Darius Morales	2011-12

### 40

Robert Geter	1974
William Grady	1985-87
Jonathan Kerner	1996-97
Dominique Martin	1988
Steve McKenzie	1971-72
Keith McLeod	1983
Bill McNair	1981-82
Darrell Overton	1989-91
Kyle Powers	1977-79
Barrett Twitty	2002-03

### 41

Joe Brightwell	1990-91
Marshall Guilmette	2013-15
<b>Addison Hill</b>	<b>2017-18</b>
Roy Smith	1985

### 42

Leon Bass	1985-87
Thom Brown	1982-83
Dave Franklin	1971-72
Gus Hill	1988-90

Travis Holcomb-Faye	2000-03
DaQuan Joyner	2008, '10-11
Yasin Kolo	2013
Herb Krusen	1977-80

### 44

Kanu Aja	2015-16
Tim Brown	1989-91
Peter Dam	1984
Quinton Goods	2006
Lyn Green	1970
Steve Harris	1982-83
Dean Hartley	1975-77
Chuck Jones	1994-96
Tracy King	1986
Tom Marsh	1973-74
Bruce Peartree	982-84
William "Dink" Peters	1997-98
David Underwood	1979-81

### 45

Brahin Howard	2002
---------------	------

### 50

Jeff Best	1980-82
Don Douglas	1994-97
Al Faber	1970-72
Antti Jokinen	1990-92
Henry Lewis	1975

### 51

Gabriel Mikulas	2001-04
-----------------	---------

### 52

Brooks Bryant	1989
Michael Gibson	1980-82
David Harris	1983-84
<b>Justice Obasohan</b>	<b>2017-18</b>
Ray Peszko	1971-72

### 53

James Lewis	1991-93
-------------	---------

### 54

Von Bryant	1995-96
Ike Copeland	1990-93
Jerome Owens	1972
Arnie Ruegg	1970

### 55

Garth Grindley	2003-04
David Reicheneker	1983-84
Tom Szmanski	1980-81
<b>Shawn Williams</b>	<b>2018</b>

*List is compiled of letterwinners since 1960; Year refers to the spring semester*



*The 1974-75 team won 19 games and finished 11-3 in the Southern Conference.*

# Coaching History



Bill Herrion



Jeff Lebo



Mack McCarthy



Dave Patton



Eddie Payne



Tom Quinn

## All-Time ECU Coaching Records

Coach	Seasons	Record	First Year	Last Year
C.W. Porter	1	8-9 (.471)	1931-32	1931-32
C.K. Beatty	2	12-17 (.413)	1932-33	1933-34
G.L. Mathis	2	18-17 (.514)	1934-35	1935-36
Bo Farley	2	24-18 (.571)	1936-37	1939-40
Joe Alexander	1	8-12 (.400)	1937-38	1937-38
Gordon Gilbert	1	17-10 (.630)	1938-39	1938-39
John Christenbury	3	25-15 (.625)	1940-41	1942-43
Earl Smith	5	69-49 (.585)	1945-46	1962-63
Jim Johnson	1	17-10 (.630)	1946-47	1946-47
Howard Porter	12	182-102 (.641)	1947-48	1958-59
Wendell Carr	3	32-40 (.444)	1963-64	1965-66
Tom Quinn	8	102-107 (.488)	1966-67	1973-74
Dave Patton	3	40-42 (.488)	1974-75	1976-77
Larry Gillman	2	21-32 (.396)	1977-78	1978-79
Dave Odom	3	40-40 (.500)	1979-80	1981-82
Charlie Harrison	5	51-90 (.362)	1982-83	1986-87
Mike Steele	4	48-68 (.414)	1987-88	1990-91
Eddie Payne	4	56-58 (.491)	1991-92	1994-95
<b>Joe Dooley</b>	<b>4</b>	<b>57-52 (.523)</b>	<b>1995-96</b>	<b>1998-99</b>
Bill Herrion	6	70-98 (.417)	1999-00	2004-05
Ricky Stokes	2	14-44 (.241)	2005-06	2006-07
Mack McCarthy	3	34-57 (.373)	2007-08	2009-10
Jeff Lebo	7	116-120 (.491)	2010-11	2017
Michael Perry	1 (interim)	8-16 (.333)	2017	2018

## Most Victories

Coach	Years	Seasons	Wins
Howard Porter	12	1947-59	182
Jeff Lebo	7	2010-17	116
Tom Quinn	8	1966-74	102
Bill Herrion	6	1999-05	70
Earl Smith	5	1945-46, '59-63	69

## Highest Winning Percentage

Coach	Years	W-L	Pct.
Howard Porter	12	182-102	.641
Gordon Gilbert	1	17-10	.630
Jim Johnson	1	17-10	.630
John Christenbury	3	25-15	.625
Earl Smith	5	69-49	.585

## Highest Winning Percentage (Division I Only)

Coach	Years	W-L	Pct.
<b>Joe Dooley</b>	<b>4</b>	<b>57-52</b>	<b>.523</b>
Jeff Lebo	7	116-120	.491
Eddie Payne	4	56-58	.491
Dave Odom	3	38-42	.475

## Most Seasons At ECU

Coach	Seasons	Years
Howard Porter	1947-59	12
Tom Quinn	1966-74	8
Jeff Lebo	2010-pr.	7
Bill Herrion	1999-05	6
Charlie Harrison	1982-87	5
Earl Smith	1945-46, 1959-63	5

## ECU ALL-TIME ASSISTANT COACHES

Scott Adubato  
Tom Barrise  
Dan Bell  
Chris Benetti  
Harry Brown  
Don Carter  
Raphael Chillious  
Steve Clifford  
Tim Craft  
Tom Crump

Mike Dement  
Herb Dillon  
Larry Dixon  
Joe Dooley  
Larry Epperly  
George "Butch" Estes  
George Felton  
Chris Ferguson  
Al Ferner  
Greg Herenda

Lew Hill  
Mike Hopkins  
Dan Kenney  
Herb Krusen  
Terry Kunze  
Darryl LaBarrie  
Billy Lee  
Scott Lewis  
Stan Lewter  
Frank Marino

Mack McCarthy  
John McCullough  
Martin McGillan  
Griff Mills  
Richard Morgan  
John Moseley  
Mike Netti  
Lane Odom  
Dave Patton  
Eddie Payne

David Pendergraft  
Michael Perry  
Dino Presley  
Ken Potosnak  
Barry Sanderson  
Darren Savino  
Ricky Schoof  
George Stackhouse  
Robert Sykes  
Lee Talbot

Billy Taylor  
Art Tolis  
Dee Vick  
Al Walker  
Don Whitaker  
Doug Wojcik

# Incoming Transfer History

## ■ NCAA Division I, II & III Transfers

Name	Year in Residency	Active at ECU	Previous School
Keith Armstrong	2013-14	2014-15	Robert Morris
Ty Armstrong	Jan. 2012	2012-13	Auburn
David Bell	2004-05	2005-06	LaSalle
Greg Cornelius	1975-76	1976-79	Samford
Milan Djordevich	1969-70	1970-72	Iowa
Alico Dunk	1995-96	1996-99	Tennessee
<b>Isaac Fleming</b>	<b>2016-17</b>	<b>2017-pr.</b>	<b>Hawaii</b>
Marchel Henry	1984-85	1985-87	St. Andrews (N.C.)***
Jeremy Ingram	2005	2005-07	Wake Forest
Jonathan Kerner	1994-95	1995-97	Florida State
<b>Seth LeDay</b>	<b>2017-18</b>	<b>2018-pr.</b>	<b>Virginia Tech</b>
Michel Nzege	2013-14	2014-17	Winston-Salem State**
Miguel Paul	2010-11	2011-13	Missouri
Akeem Richmond	2011-12	2012-14	Rhode Island
Craig Savage	1999-00	2000-02	Elizabeth City State**
Tom Szymanski	Aug. 1979	1979-81	Western Michigan
David Taylor	1997-98	1998-00	Georgia
David Underwood	Jan. 1978	1978-81	South Carolina
Terry Whisnant	2013-14	2014-15	Florida State
Curley Young	1990-91	1991-94	Maryland

\*\* - Division II institution \*\*\* - Division III institution

## ■ Junior College Transfers

Name	Active at ECU	Previous School
Kanu Aja	2014-15	City College of San Francisco
Gregg Ashorn	1973-75	North Greenville College (S.C.)
Roger Atkinson	1972-74	Lake City Junior College (Fla.)
Tyrone Beale	2005-06	Allegany College (Md.)
Mike Bledsoe	1980-81	Valencia College (Fla.)
Shamarr Bowen	2011-13	Chipola College (Fla.)
Jean-Pierre Brightwell	1990-91	Springfield Technical Community College (Mass.)
Howard Brown	1986-87	Sheridan College (Wyo.)
Tim Brown	1989-91	Louisburg College (N.C.)
Von Bryant	1994-96	Western Nebraska Community College
Tony Byles	1979-82	Garden City College (Kan.)
Courtney Captain	2005-07	San Jacinto College (Texas)
Mike Castro	2004-06	Allegany College (Md.)
Jabari Craig	2016-18	Pearl River Community College (Miss.)
Terry Davis	1970-72	Louisburg College (N.C.)
Theodore "Blue" Edwards	1986-89	Louisburg College (N.C.)
Raphael Edwards	1996-98	Kilgore College (Texas)
Cory Farmer	2006-08	Tallahassee Community College (Fla.)
Charles Foster	2015-16	Vincennes University (Ind.)
Earl Garner	1974-76	Cantonsville Community College (Md.)
Robert Geter	1973-75	Southeastern Community College (N.C.)
Michael Gibson	1979-82	Truett-McDonald College (Ga.)
Charles Green	1981-83	Catonsville Community College (Md.)
Garth Grindley	2002-04	Monroe College (N.Y.)
Morris Grooms	1995-97	Pasco-Hernando Community College (Fla.)
Quincy Hall	1998-00	Northland Pioneer College (Ariz.)
Vic Hamilton	1994-96	Spartanburg Methodist College (S.C.)
Scott Hardy	1984-86	Hagerstown Community College (Md.)
Usman Haruna	2017-18	Bismark State College (N.D.)
Mike Henrich	1969-71	Mercer County Community College (N.J.)

Frank Hobson	1978-80	Claredon College (Texas)
Wilbert Hunter	1992-94	Chowan College (N.C.)
Darrell Jenkins	2006-08	College of Southern Idaho
Evaldas Jocy	1998-00	Western Nebraska Community College
Marlon Jones	1992-93	Chowan College (N.C.)
Maurice Kemp	2011-13	Miami Dade College (Fla.)
Taro Knight	1989-90	Chowan College (N.C.)
James Legan	2007-09	Lon Morris College (Texas)
Henry Lewis	1974-76	Pensacola College (Fla.)
James Lewis	1991-93	Spartanburg Methodist College (S.C.)
Luke MacKay	2002-04	Lon Morris College (Texas)
Al Mack	1981-82	Hilbert College (N.Y.)
Oliver Mack	1977-79	San Jacinto College (Texas)
Dominique Martin	1987-88	Lake Sumter Community College (Fla.)
George Maynor	1978-80	Louisburg College (N.C.)
Jerome Owens	1971-73	Baltimore Junior College (Md.)
D.J. Morgan	1991-92	Craven Community College (N.C.)
Donnie Owens	1973-75	Florida College
Darrell Overton	1989-91	Craven Community College (N.C.)
Dink Peters	1996-98	San Jacinto College (Texas)
Ronnell Peterson	1991-93	Louisburg College (N.C.)
Fred Primus	2000-01	Barton County Community College (Kan.)
Earl Quash	1971-73	Indian River State College (Fla.)
Deron Rippey	1995-96	Garden City College (Kan.)
Antonio Robinson	2013-15	Louisburg College (N.C.)
Chuckie Robinson	1993-95	Howard County College (Md.)
Tony Robinson	1982-84	Jamestown Community College (N.Y.)
Ron Stumpo	1977-78	Burlington County College (N.J.)
Chris Tiger	1995-96	County College of Morris (N.J.)
Eugene Walcott	1972-73	Angelina College (Texas)
Don Whitaker	1976-78	Louisburg College (N.C.)
Jeff Whitaker	1989-91	Chowan College (N.C.)
Derrick Wiley	2002-04	Moberly Community College (Mo.)
Clarence Williams	2015-pr.	Trinity Valley Community College (Texas)

## ■ Graduate Transfers

Name	Active at ECU	Previous School
Aaron Jackson	2017-18	Akron
Austin Steed	2011-12	South Carolina
Andre Washington	2016-17	Wake Forest



# All-Time Starting Lineups

## 1969-70

G	Tom Miller	6-0	Sr.	17.8 ppg	4.5 rpg
G	Julius Prince	6-2	So.	4.8 ppg	2.1 rpg
C	Jim Modlin	6-7	Sr.	18.5 ppg	10.5 rpg
F	Jim Fairley	6-7	So.	16.7 ppg	12.1 rpg
F	Jim Gregory	6-7	Jr.	16.5 ppg	10.4 rpg

## 1970-71

G	Mike Henrich	6-0	Sr.	8.2 ppg	2.5 rpg
G	Dave Franklin	6-5	So.	11.0 ppg	6.0 rpg
C	Al Faber	6-10	So.	13.7 ppg	12.2 rpg
F	Jim Fairley	6-7	Jr.	13.4 ppg	8.6 rpg
F	Jim Gregory	6-7	Sr.	18.3 ppg	11.5 rpg

## 1971-72

G	Jerome Owens	6-1	Jr.	12.1 ppg	4.3 rpg
G	Earl Quash	6-3	Jr.	8.9 ppg	2.0 rpg
C	Al Faber	6-10	Jr.	12.3 ppg	10.6 rpg
F	Jim Fairley	6-7	Sr.	14.1 ppg	10.1 rpg
F	Dave Franklin	6-5	Jr.	12.2 ppg	6.9 rpg

## 1972-73

G	Jerome Owens	6-1	Sr.	10.7 ppg	4.1 rpg
G	Earl Quash	6-3	Sr.	13.1 ppg	2.5 rpg
C	Al Faber	6-10	Sr.	10.5 ppg	8.3 rpg
F	Dave Franklin	6-5	Sr.	11.7 ppg	7.0 rpg
F	Nicky White	6-8	Jr.	11.1 ppg	8.5 rpg

## 1973-74

G	Reggie Lee	6-3	Fr.	11.6 ppg	3.4 rpg
G	Donnie Owens	6-1	Jr.	7.7 ppg	2.8 apg
C	Nicky White	6-8	Sr.	13.2 ppg	9.2 rpg
F	Robert Geter	6-6	Jr.	8.6 ppg	6.4 rpg
F	Roger Atkinson	6-3	Sr.	8.5 ppg	5.0 rpg

## 1974-75

G	Buzzy Braman	6-3	So.	7.0 ppg	3.2 apg
G	Donnie Owens	6-1	Sr.	9.2 ppg	1.1 rpg
C	Larry Hunt	6-8	So.	11.2 ppg	10.1 rpg
F	Robert Geter	6-6	Sr.	12.1 ppg	8.1 rpg
F	Gregg Ashorn	6-3	Sr.	15.2 ppg	5.0 rpg

## 1975-76

G	Reggie Lee	6-3	Jr.	12.7 ppg	2.3 apg
G	Al Edwards	6-3	Sr.	10.7 ppg	4.8 rpg
C	Larry Hunt	6-9	Jr.	9.2 ppg	9.2 rpg
F	Earl Garner	6-6	Sr.	15.4 ppg	6.0 rpg
F	Louis Crosby	6-3	Fr.	7.9 ppg	2.7 rpg

## 1976-77

G	Jim Ramsey	6-3	Fr.	11.3 ppg	2.8 apg
G	Louis Crosby	6-3	So.	7.2 ppg	2.7 rpg
C	Larry Hunt	6-9	Sr.	12.4 ppg	10.1 rpg
F	Greg Cornelius	6-9	So.	6.4 ppg	6.8 rpg
F	Herb Gray	6-7	Fr.	11.5 ppg	6.0 rpg

## 1977-78

G	Oliver Mack	6-3	Jr.	28.0 ppg	4.0 rpg
G	Walter Moseley	6-2	Fr.	4.2 ppg	3.7 rpg
C	Greg Cornelius	6-9	Jr.	8.8 ppg	8.1 rpg
F	Herb Krusen	6-5	So.	13.5 ppg	3.8 rpg
F	Herb Gray	6-7	So.	14.2 ppg	7.8 rpg

## 1978-79

G	Oliver Mack	6-3	Sr.	18.3 ppg	4.2 rpg
G	George Maynor	6-3	Jr.	12.9 ppg	4.0 apg
C	Greg Cornelius	6-9	Sr.	10.7 ppg	8.3 rpg
F	Herb Krusen	6-5	Jr.	9.3 ppg	2.0 rpg
F	Frank Hobson	6-8	Jr.	5.9 ppg	4.3 rpg

## 1979-80

G	George Maynor	6-3	Sr.	17.0 ppg	3.0 apg
G	Tony Byles	6-4	Jr.	5.2 ppg	2.5 rpg
C	Michael Gibson	6-8	So.	5.9 ppg	5.6 rpg
F	Herb Krusen	6-5	Sr.	13.1 ppg	2.9 rpg
F	Herb Gray	6-7	Sr.	12.3 ppg	8.2 rpg

## 1980-81

G	Charles Watkins	6-3	Jr.	12.8 ppg	2.8 apg
G	Barry Wright	6-5	Fr.	10.3 ppg	2.5 rpg
C	Tom Szymanski	6-11	Sr.	6.1 ppg	5.7 rpg
F	Michael Gibson	6-8	Sr.	5.9 ppg	5.6 rpg
F	Mark McLaurin	6-7	Sr.	9.4 ppg	4.3 rpg

## 1981-82

G	Tony Byles	6-4	Sr.	8.3 ppg	2.6 apg
G	Bruce Peartree	6-1	Fr.	8.3 ppg	1.4 rpg
C	Al Mack	6-9	Jr.	5.6 ppg	3.1 rpg
F	Charles Green	6-7	Jr.	11.3 ppg	4.3 rpg
F	Morris Hargrove	6-7	So.	11.5 ppg	5.9 rpg

## 1982-83

G	Bruce Peartree	6-0	So.	10.4 ppg	1.6 rpg
G	Tony Robinson	6-1	Jr.	5.5 ppg	2.8 apg
C	Johnny Edwards	6-6	Fr.	18.6 ppg	8.4 rpg
F	Barry Wright	6-5	So.	11.8 ppg	3.7 rpg
F	Charles Green	6-7	Sr.	11.7 ppg	6.6 rpg

## 1983-84

G	Tony Robinson	6-1	Sr.	6.7 ppg	4.0 apg
G	Curt Vanderhorst	6-1	So.	11.6 ppg	3.6 rpg
F	Keith Sledge	6-3	Fr.	4.7 ppg	3.1 rpg
F	Bary Wright	6-5	Jr.	9.2 ppg	3.4 rpg
F	Derrick Battle	6-6	Fr.	6.1 ppg	4.6 rpg

## 1984-85

G	Herb Dixon	6-3	Fr.	7.5 ppg	4.3 apg
G	Curt Vanderhorst	6-1	Jr.	17.0 ppg	4.3 rpg
C	Leon Bass	6-10	So.	7.8 ppg	5.0 rpg
F	William Grady	6-2	So.	15.7 ppg	3.1 rpg
F	Roy Smith	6-8	So.	2.7 ppg	3.4 rpg

**1985-86**

G	Scott Hardy	5-9	Sr.	4.8 ppg	4.0 apg
G	Curt Vanderhorst	6-1	Sr.	12.4 ppg	5.1 rpg
C	Leon Bass	6-10	Jr.	8.0 ppg	3.9 rpg
F	Marchell Henry	6-5	Jr.	15.6 ppg	5.5 rpg
F	Keith Sledge	6-3	Jr.	6.2 ppg	3.2 rpg

**1986-87**

G	Keith Sledge	6-3	Sr.	6.7 ppg	3.5 rpg
G	Howard Brown	6-4	So.	7.1 ppg	4.2 apg
C	Leon Bass	6-10	Sr.	11.4 ppg	5.6 rpg
F	Marchell Henry	6-5	Sr.	19.1 ppg	6.6 rpg
F	Blue Edwards	6-4	Jr.	14.4 ppg	5.6 rpg

**1987-88**

G	Reed Lose	6-3	So.	15.0 ppg	3.8 rpg
G	Jeff Kelly	5-9	Jr.	3.6 ppg	2.8 apg
C	Stanley Love	6-5	Fr.	8.2 ppg	5.7 rpg
F	Gus Hill	6-3	So.	19.3 ppg	5.5 rpg
F	Kenny Murphy	6-3	Jr.	8.5 ppg	4.6 rpg

**1988-89**

G	Jeff Kelly	5-9	Sr.	2.6 ppg	4.1 apg
G	Kenny Murphy	6-3	Sr.	8.3 ppg	4.1 rpg
C	Stanley Love	6-5	So.	5.2 ppg	3.7 rpg
F	Blue Edwards	6-5	Sr.	26.7 ppg	6.9 rpg
F	Reed Lose	6-3	Jr.	7.7 ppg	3.4 rpg
	-or- Gus Hill	6-3	Jr.	10.7 ppg	3.5 rpg

**1989-90**

G	Reed Lose	6-4	Sr.	12.7 ppg	3.2 rpg
G	Paul Childress	5-10	Fr.	2.0 ppg	3.5 apg
C	Ike Copeland	6-8	Fr.	8.9 ppg	6.3 rpg
F	Tim Brown	6-7	Jr.	9.7 ppg	6.3 rpg
F	Gus Hill	6-3	Sr.	8.5 ppg	2.9 rpg
	-or- Stanley Love	6-5	Jr.	5.5 ppg	3.9 rpg

**1990-91**

G	Lester Lyons	6-2	Fr.	17.6 ppg	3.3 rpg
G	Robin House	6-1	Jr.	6.7 ppg	1.6 rpg
C	Ike Copeland	6-8	So.	8.8 ppg	8.1 rpg
F	Stanley Love	6-5	Sr.	7.1 ppg	3.5 rpg
F	Darrel Overton	6-6	Sr.	4.5 ppg	3.6 rpg
	-or- Tim Brown	6-7	Sr.	5.8 ppg	5.6 rpg

**1991-92**

G	Lester Lyons	6-4	So.	15.6 ppg	3.1 rpg
G	Ronnell Perterson	6-2	Jr.	9.8 ppg	2.8 rpg
C	Ike Copeland	6-8	Jr.	10.1 ppg	8.8 rpg
	-or- James Lewis	6-6	Jr.	5.5 ppg	2.8 rpg
F	Curley Young	6-5	So.	8.7 ppg	4.6 rpg
F	Anton Gill	6-8	Fr.	11.4 ppg	7.1 rpg

**1992-93**

G	Lester Lyons	6-4	Jr.	15.4 ppg	2.7 rpg
G	Kareem Richardson	5-11	Fr.	7.1 ppg	2.0 rpg
C	Ike Copeland	6-8	Sr.	7.0 ppg	9.4 rpg
F	Anton Gill	6-8	So.	10.3 ppg	5.4 rpg
F	Curley Young	6-5	Jr.	6.1 ppg	3.5 rpg

**1993-94**

G	Lester Lyons	6-4	Sr.	16.5 ppg	4.1 rpg
G	Kareem Richardson	5-11	Fr.	7.6 ppg	2.6 rpg
C	Anton Gill	6-8	Jr.	14.5 ppg	6.2 rpg
F	Wilbert Hunter	6-5	Sr.	6.3 ppg	4.5 rpg
F	Curley Young	6-5	Sr.	7.1 ppg	3.9 rpg

**1994-95**

G	Tony Parham	6-1	Fr.	9.1 ppg	3.3 apg
G	Skip Schaeffbauer	6-4	So.	11.0 ppg	2.7 rpg
C	Anton Gill	6-8	Sr.	16.8 ppg	7.1 rpg
F	Chuckie Robinson	6-8	Sr.	15.2 ppg	7.3 rpg
F	Tim Basham	6-6	So.	10.6 ppg	5.6 rpg

**1995-96**

G	Tony Parham	6-2	So.	7.5 ppg	3.1 apg
G	Othello Meadows	6-3	So.	10.3 ppg	2.8 rpg
C	Jonathan Kerner	6-11	Jr.	9.8 ppg	6.6 rpg
F	Tim Basham	6-5	Jr.	13.5 ppg	5.1 rpg
F	Von Bryant	6-8	Sr.	6.9 ppg	5.1 rpg

**1996-97**

G	Tony Parham	6-2	Jr.	8.5 ppg	2.7 apg
G	Othello Meadows	6-3	Jr.	10.1 ppg	3.0 rpg
C	Jonathan Kerner	6-11	Sr.	9.1 ppg	4.6 rpg
F	Tim Basham	6-5	Sr.	8.1 ppg	4.9 rpg
F	Morris Grooms	6-7	Sr.	7.9 ppg	5.9 rpg

**1997-98**

G	Tony Parham	6-2	Sr.	11.0 ppg	2.7 apg
G	Othello Meadows	6-3	Sr.	11.7 ppg	4.3 rpg
G	Alico Dunk	6-0	Jr.	4.8 ppg	2.2 rpg
C	Dink Peters	6-8	Sr.	9.9 ppg	7.5 rpg
F	Raphael Edwards	6-7	Sr.	16.7 ppg	8.2 rpg

**1998-99**

G	Alico Dunk	6-0	Sr.	3.3 ppg	3.4 apg
G	Garrett Blackwelder	6-2	Jr.	11.8 ppg	2.3 rpg
G	David Taylor	6-4	So.	7.3 ppg	4.1 rpg
C	Neil Punt	6-8	Jr.	7.2 ppg	4.9 rpg
F	Evaldas Joycs	6-8	Jr.	13.8 ppg	6.2 rpg

**1999-2000**

G	Garrett Blackwelder	6-2	Sr.	10.5 ppg	2.3 rpg
G	Brandon Hawkins	6-2	So.	9.9 ppg	3.6 rpg
G	Kenyatta Brown	6-4	So.	6.7 ppg	3.7 rpg
F	Neil Punt	6-8	Sr.	9.9 ppg	6.3 rpg
F	Vincent Sharpe	6-5	Jr.	3.3 ppg	4.4 rpg

**2000-01**

G	Travis Holcomb-Faye	6-1	So.	9.2 ppg	4.3 apg
G	Brandon Hawkins	6-2	Jr.	8.9 ppg	2.3 rpg
G	Fred Primus	6-3	Jr.	13.1 ppg	3.4 rpg
F	Erroyl Bing	6-6	Fr.	10.4 ppg	7.8 rpg
F	Gabriel Mikulas	6-8	Fr.	15.0 ppg	5.7 rpg

**2001-02**

G	Travis Holcomb-Faye	6-1	Jr.	8.8 ppg	4.0 apg
G	Kenyatta Brown	6-4	Sr.	11.4 ppg	3.6 rpg
C	Moussa Badiane	6-10	Fr.	6.5 ppg	4.3 rpg
F	Erroyl Bing	6-6	So.	12.6 ppg	8.7 rpg
F	Gabriel Mikulas	6-8	So.	11.8 ppg	6.1 rpg

**2002-03**

G	Travis Holcomb-Faye	6-1	Sr.	10.1 ppg	4.3 apg
G	Belton Rivers	6-1	Fr.	8.0 ppg	2.5 rpg
G	Derrick Wiley	6-4	Jr.	14.0 ppg	5.2 rpg
F	Erroyl Bing	6-6	Jr.	8.0 ppg	8.7 rpg
F	Gabriel Mikulas	6-8	Jr.	11.4 ppg	5.8 rpg

**2003-04**

G	Mike Cook	6-4	Fr.	10.4 ppg	3.5 rpg
	-or- Japhet McNeil	5-10	Fr.	4.4 ppg	3.6 apg
G	Belton Rivers	6-1	So.	8.2 ppg	1.5 ppg
G	Derrick Wiley	6-4	Sr.	14.8 ppg	5.9 rpg
C	Moussa Badiane	6-10	Jr.	8.5 ppg	6.3 rpg
F	Erroyl Bing	6-6	Sr.	9.3 ppg	8.3 rpg
	-or- Gabriel Mikulas	6-8	Sr.	13.0 ppg	6.8 rpg

**2004-05**

G	Japhet McNeil	5-10	So.	6.3 ppg	4.4 rpg
G	Mike Cook	6-4	So.	15.0 ppg	4.0 apg
G	Tom Hammonds	6-4	Fr.	8.0 ppg	2.3 rpg
C	Moussa Badiane	6-10	Sr.	12.3 ppg	7.9 rpg
F	Corey Rouse	6-8	Jr.	10.6 ppg	10.2 rpg

**2005-06**

G	Japhet McNeil	5-10	Jr.	4.3 ppg	5.6 apg
G	Sam Hinnant	6-4	Fr.	10.2 ppg	2.9 rpg
G	Jeremy Ingram	6-3	So.	10.3 ppg	3.5 rpg
	-or- Courtney Captain	6-1	Jr.	8.9 ppg	2.6 rpg
F	Tyrone Beale	6-8	Jr.	5.9 ppg	2.5 rpg
F	Corey Rouse	6-8	Sr.	14.3 ppg	10.8 rpg

**2006-07**

G	Darrell Jenkins	5-11	Jr.	12.3 ppg	5.3 apg
G	Courtney Captain	6-1	Sr.	11.8 ppg	3.9 rpg
G	Cory Farmer	6-3	Jr.	6.8 ppg	2.7 rpg
F	John Fields	6-9	Fr.	9.5 ppg	5.9 rpg
F	Gabe Blair	6-8	Fr.	5.3 ppg	7.0 rpg

**2007-08**

G	Darrell Jenkins	5-11	Sr.	8.4 ppg	6.0 apg
G	Cory Farmer	6-3	Sr.	7.8 ppg	2.0 rpg
G	Sam Hinnant	6-4	Jr.	11.0 ppg	3.1 rpg
F	John Fields	6-9	So.	9.6 ppg	5.0 rpg
F	Gabe Blair	6-8	So.	7.7 ppg	6.9 rpg

**2008-09**

G	Brock Young	5-11	So.	10.6 ppg	7.6 apg
G	Sam Hinnant	6-4	Sr.	15.0 ppg	3.6 rpg
G	James Legan	6-3	Sr.	11.8 ppg	3.8 rpg
F	Jamar Abrams	6-6	So.	10.0 ppg	5.0 rpg
F	Darrius Morrow	6-8	Fr.	9.7 ppg	6.7 rpg

**2009-10**

G	Brock Young	5-11	Jr.	15.5 ppg	5.5 apg
G	Jontae Sherrod	6-2	Jr.	9.6 ppg	2.9 rpg
C	Chad Wynn	6-10	Jr.	7.4 ppg	5.0 rpg
F	Darrius Morrow	6-8	So.	12.6 ppg	6.5 rpg
F	Jamar Abrams	6-6	Jr.	11.1 ppg	4.9 rpg

**2010-11**

G	Corvonn Gaines	6-4	So.	6.7 ppg	3.1 apg
G	Jontae Sherrod	6-2	Sr.	15.6 ppg	3.6 rpg
G	Erin Straughn	6-6	So.	5.0 ppg	4.4 rpg
F	Darrius Morrow	6-8	Jr.	13.0 ppg	6.3 rpg
F	Jamar Abrams	6-6	Sr.	10.3 ppg	4.1 rpg

**2011-12**

G	Miguel Paul	6-3	Jr.	15.2 ppg	5.9 apg
G	Shamarr Bowden	6-4	Jr.	8.3 ppg	1.3 rpg
G	Erin Straughn	6-6	Jr.	5.7 ppg	4.6 rpg
F	Darrius Morrow	6-8	Sr.	13.5 ppg	5.9 rpg
F	Maurice Kemp	6-8	Jr.	10.5 ppg	6.3 rpg
	-or- Robert Sampson	6-8	So.	5.6 ppg	5.2 rpg

**2012-13**

G	Miguel Paul	6-3	Sr.	13.3 ppg	7.2 apg
G	Paris Roberts-Campbell	6-3	So.	5.6 ppg	2.1 rpg
F	Maurice Kemp	6-8	Sr.	18.9 ppg	8.0 rpg
F	Ty Armstrong	6-8	Jr.	9.3 ppg	4.5 rpg
F	Robert Sampson	6-8	Jr.	9.1 ppg	9.2 rpg

**2013-14**

G	Antonio Robinson	6-4	Jr.	4.9 ppg	2.7 apg
G	Akeem Richmond	6-0	Sr.	18.0 ppg	1.6 apg
G	Paris Roberts-Campbell	6-3	Jr.	11.9 ppg	4.2 rpg
F	Caleb White	6-7	Fr.	12.4 ppg	3.3 rpg
F	Michael Zangari	6-9	So.	8.7 ppg	5.2 rpg

**2014-15**

G	Antonio Robinson	6-4	Sr.	4.2 ppg	3.7 apg
G	Terry Whisnant	6-3	Sr.	12.3 ppg	2.6 rpg
F	Caleb White	6-7	So.	12.2 ppg	3.5 rpg
F	Michel Nzege	6-8	So.	5.8 ppg	4.7 rpg
C/F	Marshall Guilmette	6-10	RSo.	6.2 ppg	3.4 rpg
	-or- Michael Zangari	6-9	Jr.	2.6 ppg	3.3 rpg

**2015-16**

G	Prince Williams	6-5	Sr.	10.3 ppg	3.8 apg
G	B.J. Tyson	6-3	So.	14.6 ppg	4.4 rpg
F	Caleb White	6-7	Jr.	12.5 ppg	3.1 rpg
F	Michel Nzege	6-8	Jr.	4.4 ppg	3.7 rpg
	-or- Clarence Williams	6-9	Jr.	3.1 ppg	2.7 rpg
C/F	Michael Zangari	6-9	Sr.	5.8 ppg	3.8 rpg
	-or- Kanu Aja	6-9	Sr.	2.9 ppg	2.9 rpg

**2016-17**

G	Jeremy Sheppard	6-1	Fr.	9.2 ppg	3.5 apg
	-or- B.J. Tyson	6-3	Jr.	9.6 ppg	2.9 rpg
G	Caleb White	6-7	Sr.	11.8 ppg	2.3 rpg
F	Kentrell Barkley	6-5	So.	13.2 ppg	7.6 rpg
F	Deng Riak	6-10	RFr.	3.2 ppg	5.2 rpg
C	Andre Washington	7-1	Gr.	6.9 ppg	7.1 rpg

**2017-18**

G	Isaac Fleming	6-3	Jr.	12.5 ppg	4.8 apg
G	B.J. Tyson	6-3	Sr.	14.9 ppg	4.3 rpg
F	Kentrell Barkley	6-5	Jr.	12.0 ppg	7.3 rpg
F	Dimitrije Spasojevic	6-8	Fr.	6.1 ppg	4.0 rpg
C	Jabari Craig	6-10	Sr.	5.3 ppg	6.0 rpg

# Year-By-Year Results

## ■ 1931-32

**8-9 overall**

**Head Coach: Cp.W. Porter**

Greenville All-Stars	W	23-17
Greenville All-Stars	L	22-23
Campbell	L	16-30
Atlantic Christian	L	17-23
Atlantic Christian	L	23-37
Louisburg JC	W	36-31
Campbell	L	17-30
Farmville All-Stars	L	27-31
Louisburg JC	W	16-6
William & Mary (N.D.)	L	23-37
Farmville All-Stars	L	27-31
Wilmington Y	W	24-23
Wilmington Y	W	32-26
Williamston Town Team	W	32-24
Rocky Mount Y	L	25-41
Rocky Mount Y	L	30-37
Goldsboro Y	W	

## ■ 1932-33

**9-6 overall**

**Head Coach: C.K. Beatty**

Greensboro Red Shields	W	34-21
Rocky Mount Y	W	53-37
N.C. State Freshmen	L	19-51
Atlantic Christian	W	26-21
High Point	W	38-35
Atlantic Christian	L	39-43
Wilmington HS	W	57-23
N.C. State Freshmen	L	27-29
Wake Forest Freshmen	L	21-38
Chowan JC	W	47-27
Roanoke Rapids Red Devils	W	35-31
Wake Forest Freshmen	W	35-31
Roanoke Rapids Red Devils	W	54-34
High Point	L	23-46
Campbell	L	25-38

## ■ 1933-34

**3-11 overall**

**Head Coach: C.K. Beatty**

High Point	L	35-63
High Point	L	20-25
Appalachian Teachers	L	39-48
Appalachian Teachers	L	26-41
Atlantic Christian	W	34-14
Catawba	W	32-27
Campbell	L	29-41
High Point	L	26-31
Catawba	L	19-35
Oak Ridge Cadets	L	24-53
Goldsboro Red Shields	W	46-30
Rocky Mount Y	L	50-60
High Point	L	35-44

## ■ 1934-35

**7-11 overall**

**Head Coach: G.L. Mathis**

Kinston All-Stars	W	21-19
Campbell	L	22-27
Rocky Mount Y	L	39-50
High Point	L	12-43
Presbyterian JC	W	50-28
Guilford	W	29-20
Guilford	L	
Atlantic Christian	L	21-23
Louisburg JC	W	36-20
Wingate JC	L	
William & Mary (N.D.)	L	
Atlantic Christian	L	37-36
Davidson Freshmen	L	
Guilford	W	
High Point	L	
Rocky Mount Y	L	
Elon	L	36-70

## ■ 1935-36

**11-6 overall**

**Head Coach: G.L. Mathis**

High Point	L	23-45
Rocky Mount Y	W	33-23
High Point	L	32-40
Rocky Mount Y	W	33-23
Rocky Mount Y	W	42-20
Washington All-Stars	W	36-31
Williamston All-Stars	W	34-24
Guilford	L	16-22
Campbell	L	34-36
Presbyterian JC	W	62-42
Atlantic Christian	W	58-41
Atlantic Christian	L	20-26
Louisburg JC	W	54-15
Louisburg JC	W	49-31
Oak Ridge Cagers	W	45-39
William & Mary (N.D.)	W	54-35
Guilford	L	38-41

## ■ 1936-37

**13-11 overall**

**Head Coach: Bo Farley**

Morehead City All-Stars	W	64-12
Rocky Mount Y	W	39-37
Campbell	L	22-30
Louisburg JC	W	39-24
Washington All-Stars	W	103-18
Atlantic Christian	L	28-42
Ayden All-Stars	W	44-35
Bethel All-Stars	W	32-29
Ayden All-Stars	W	25-24
Morehead City All-Stars	W	45-52
Guilford	L	36-44
Guilford	W	37-28
Atlantic Christian	W	37-28
Louisburg JC	W	54-15

Fuquay All-Stars	L	47-55
Presbyterian JC	W	62-34
Naval Training School	L	20-60
High Point	L	28-42
Washington All-Stars	W	28-23
William & Mary (N.D.)	L	34-38

## ■ 1937-38

**8-12 overall**

**Head Coach: Joe Alexander**

Unique Furniture Co.	L	49-62
Portsmouth Y	W	28-25
Louisburg JC	W	46-35
Rocky Mount Y	W	38-30
Naval Base	L	38-41
William & Mary (N.D.)	L	40-47
Naval Base	L	30-43
High Point	L	33-66
Enka Stars	L	31-51
Western Carolina Teachers	W	41-31
Western Carolina Teachers	L	38-33
Atlantic Christian	W	37-36
William & Mary (N.D.)	W	42-36
Campbell	L	29-37
Bethel Raiders	W	38-36
Belmont Abbey	L	31-37
High Point	L	33-52
Atlantic Christian	L	42-49
Campbell	W	34-24
House of David	L	31-41

## ■ 1938-39

**17-10 overall**

**Head Coach: Gordon Gilbert**

Newport News Business	W	31-22
Erwin Red Birds	L	26-30
Wake Forest (Rebels)	W	44-38
Kinston All-Stars	W	45-13
Rocky Mount Y	W	33-26
Kinston All-Stars	W	63-26
Williamston Martins	W	41-36
Rocky Mount Y	W	49-39
Erwin Red Birds	W	35-32
High Point	L	37-43
Atlantic Christian	L	28-32
William & Mary (N.D.)	W	35-24
Naval Base	W	44-35
Wilson Teachers	W	41-38
Lynchburg	L	40-42
Elon	L	31-38
Atlantic Christian	W	37-29
William & Mary (N.D.)	W	35-33
Chowan JC	L	18-33
Naval Base	W	43-39
Wilson Teachers	W	53-30

## ■ 1939-40

### 11-7 overall

#### Head Coach: Bo Farley

Elizabeth City Cardinals	W	53-27
Langley Field Aces	L	43-59
Atlantic Christian	W	49-46
Westinghouse Apprentice	W	51-44
High Point	L	35-51
U.S. Naval Base	W	64-57
William & Mary (N.D.)	W	62-36
Portsmouth Y	W	42-29
Rocky Mount Y	W	79-27
Raleigh White Flash	L	48-50
Louisburg JC	W	83-27
Atlantic Christian	W	58-43
Campbell	L	41-77
William & Mary (N.D.)	W	76-44
Duke B Team	L	
Langley Field Aces	W	67-51

## ■ 1940-41

### 15-4 overall

#### Head Coach: John Christenbury

High Point	W	44-43
Rocky Mount Y	W	52-39
Atlantic Christian	W	63-27
House of David	L	49-63
Chowan JC	W	60-16
Campbell	W	53-44
Westinghouse Apprentice	W	55-46
Atlantic Christian	W	59-28
Appalachian Teachers	L	49-66
High Point	W	44-37
Mars Hill	W	44-23
Western Carolina Teachers	L	40-43
Campbell	W	49-38
William & Mary (N.D.)	W	63-40
Campbell	W	50-38
Raleigh White Flash	L	46-54
Norfolk Navy Base	W	51-40
William & Mary (N.D.)	W	60-43
Atlantic Christian	W	59-28

## ■ 1941-42

### 9-9 overall

#### Head Coach: John Christenbury

Louisburg JC	W	43-42
Atlantic Christian	L	33-42
Rio Grande	L	28-46
Williamston Martins	L	28-31
Rocky Mount Y	W	46-31
Norfolk Naval Base	L	26-67
William & Mary (N.D.)	W	58-35
Norfolk Naval Base	L	28-38
Camp Davis	L	33-53
Belmont Abbey	W	28-24
Co. A. 649th Engineers	W	41-26
U.S. Marines	W	31-16
Edwards Military Institute	W	37-25
Norfolk Naval Hospital	W	45-32
William & Mary (N.D.)	W	56-29
Westinghouse Apprentice	L	24-54
Atlantic Christian	L	25-28
Camp Davis	L	26-50

## ■ 1942-43

### 1-2 overall

#### Head Coach: John Christenbury

Atlantic Christian	L	35-44
Atlantic Christian	L	22-42
Bethel All-Stars	W	62-35

## ■ 1943-44

NO GAMES PLAYED

## ■ 1944-45

### 8-6 overall

#### Head Coach: None

Greenville Marines	W	30-26
Greenville Marines	L	26-34
Waltsonburg All-Stars	W	66-21
Greenville Marines	L	31-38
Cherry Point Marines	L	33-37
Bogue Field Air Raiders	W	49-45
Greenville Mariens	W	38-31
Walstonburg All-Stars	L	5-28
Atlantic Christian	W	60-32
Jamesville All-Stars	L	59-69
Colerain Red Devils (32)	W	51-37
Bogue Field Air Raiders	W	36-35
Smithfield Blue Streaks	L	36-62

## ■ 1945-46

### 16-9 overall

#### Head Coach: Earl Smith

Kinston Marines	L	47-49
Kinston Marines	W	36-19
Campbell	W	40-20
Campbell	W	47-23
13th Airborne, Ft. Bragg	W	66-48
Jamesville All-Stars	W	47-36
William & Mary (N.D.)	W	51-38
Louisburg JC	W	56-20
Louisburg JC	W	78-23
Greensboro Ord	L	42-64
Greensboro Ord	L	34-54
Thomasville Lions	W	67-50
Thomasville Lions	W	58-37
Edenton NAS	W	65-49
Atlantic Christian	L	34-41
Atlantic Christian	L	41-52
Elon	L	41-52
Elon	L	56-73
Lenoir-Rhyne	W	36-31
Guilford	W	43-33
Guilford	W	66-46
High Point	W	49-43
High Point	W	39-38
Camp Lejeune	L	36-84
Camp Lejeune	L	66-118

## ■ 1946-47

### 17-10 overall

#### Head Coach: Jim Johnson

Campbell	W	43-37
Louisburg JC	W	51-31

Fort Bragg	W	47-44
House of David	L	51-56
William & Mary (N.D.)	W	49-46
St. Helena	W	43-42
Campbell	L	34-35
Norfolk Naval Station	L	35-66
St. Helena	W	45-39
Norfolk Naval Station	W	52-49
Cherry Point	L	42-48
Newport News Apprentice	L	42-49
Atlantic Christian	L	33-48
William & Mary (N.D.)	L	51-56
Cherry Point	L	
Louisburg JC	W	55-31
Williamston All-Stars	W	
Goldsboro All-Stars	W	44-37
Rocky Mount Y	W	60-53
Goldsboro All-Stars	W	44-37
Edwards Military Institute	W	98-33
Duke Freshmen	L	28-42
Edwards Military Institute	W	61-35
Fayetteville American Legion	L	63-67
Duke B Team	L	41-42

## ■ 1947-48

### 13-11 overall, 6-4 North State

#### Head Coach: Howard Porter

at Goldsboro All-Stars	W	50-32
Cherry Point	W	50-42
Little Creek Navy	L	44-45
at Erskine	L	44-47
at Duke J.V.	L	38-47
at Elon	W	31-29
Appalachian State	L	47-66
Newport News Apprentice	L	62-64
at Lenior-Rhyne	W	56-47
at Duke J.V.	W	57-44
at WCC Teachers	L	43-57
at WCC Teachers	W	43-40
Lenoir Rhyne	W	76-46
at Appalachian State	L	44-65
William & Mary (N.D.)	L	51-55
William & Mary (N.D.)	L	42-44
at Atlantic Christian	W	38-36
Elon	W	62-44
Erskine	W	48-33
Atlantic Christian	W	56-45
at Goldsboro All-Stars	W	44-33
at Little Creek Navy	W	58-48
at Guilford (NS)	L	38-53

## ■ 1948-49

### 10-9 overall, 7-7 North State

#### Head Coach: Howard Porter

Portsmouth Grid Club	W	36-26
at High Point	L	31-51
at Catawba	L	39-51
Norfolk Navy	W	54-51
Appalachian State	W	60-53
at Cherry Point	L	45-75
at Elon	W	49-48
at Lenior-Rhyne	L	47-71



Catawba	L	45-49
at Atlantic Christian	L	48-51
Lenoir-Rhyne	W	65-49
at Appalachian State	L	41-54
Western Carolina	L	50-52
Western Carolina	W	61-31
High Point	W	50-48
Atlantic Christian	W	52-51
Elon	W	57-48
Western Carolina (NS)	W	49-43
Appalachian State (NS)	L	52-69

## ■ 1949-50

**16-7 overall, 9-7 North State**  
**Head Coach: Howard Porter**

at Wilson Teachers	W	60-58
at Apprentice	W	56-53
at Camp Lejeune	L	57-61
at Guilford	W	58-42
Camp Lejeune	L	41-43
Wilson Teachers	W	63-46
Catawba	W	52-43
Appalachian State	W	42-41
Elon	W	56-44
at Lenoir-Rhyne	L	58-70
at Catawba	W	66-53
at Atlantic Christian	W	56-41
Apprentice	W	69-30
Lenoir-Rhyne	L	48-49
at Appalachian State	W	42-41
at Western Carolina	W	53-45
High Point	W	59-53
at Elon	L	30-54
at High Point	L	51-72
Guilford	W	68-3
Atlantic Christian	W	58-35
Lenoir-Rhyne (NS)	L	34-52

## ■ 1950-51

**13-11 overall, 9-6 North State**  
**Head Coach: Howard Porter**

at Camp Lejeune	L	62-63
at Guilford	W	61-35
McCrary Eagles	L	50-61
Wilson Teachers	W	64-59
Catawba	W	62-49
Norfolk Navy	L	52-65
High Point	L	58-59
Appalachian State	W	71-56
Lenoir-Rhyne	L	51-62
at Catawba	L	57-66
Atlantic Christian	W	83-35
Elon	W	74-62
at Elon	L	74-75
at Lenoir-Rhyne	L	55-61
at Appalachian State	L	57-66
at Camp Lejeune	L	64-74
Western Carolina	W	98-69
Western Carolina	W	98-68
at McCrary Eagles	W	79-78
at High Point	W	81-72
at Atlantic Christian	W	106-70

Lenoir-Rhyne	W	76-72
Catawba	W	68-63
High Point (NS)	L	62-66

## ■ 1951-52

**14-11 overall, 10-4 North State**  
**Head Coach: Howard Porter**

at Naval Air Station	L	55-63
Guilford	W	66-47
Catawba	W	80-68
at Camp Lee	W	73-69
at Camp Lejeune	L	73-74
Camp Lee	W	90-65
at Guilford	L	67-70
at Appalachian State	L	69-70
at McCrary Eagles	L	60-69
High Point	W	71-65
at Atlantic Christian	L	60-77
Naval Air Station	L	59-61
Appalachian State	L	78-79
at High Point	W	71-65
at Atlantic Christian	L	60-77
Naval Air Station	L	59-61
Appalachian State	L	78-79
at High Point	W	69-64
at Elon	W	54-59
at Western Carolina	W	87-76
at Western Carolina	W	78-53
Elon	W	76-62
Atlantic Christian	W	84-62
at Catawba	W	69-59
McCrary Eagles	W	87-78
The Citadel	W	87-71
Lenoir-Rhyne (NS)	L	73-85
High Point (D)	W	69-61
Elon College (D)	L	67-75

## ■ 1952-53

**18-5 overall, 14-2 North State**  
**Head Coach: Howard Porter**

at Guilford	W	78-68
Lenoir-Rhyne	W	74-65
Catawba	W	89-67
North Carolina	L	66-79
Appalachian State	W	70-63
at Elon	W	76-75
Guilford	W	81-63
at Lenoir-Rhyne	L	64-69
at Western Carolina	L	97-102
at Catawba	W	70-56
at High Point	W	79-68
Atlantic Christian	W	92-59
Western Carolina	W	86-67
at Appalachian State	W	79-67
McCrary Eagles	W	79-65
Elon	W	91-69
High Point	W	100-87
at Atlantic Christian	W	89-76
Guilford College	W	85-57
High Point (D)	W	103-73
Elon (D)	W	72-56
Arkansas Tech (NAIA)	L	81-85

## ■ 1953-54

**23-2 overall, 15-1 North State**  
**North State Conference Champs**  
**Head Coach: Howard Porter**

at Belmont Abbey	W	76-67
Guilford	W	92-58
Lenoir-Rhyne	W	87-79
Catawba	W	84-43
Belmont Abbey	W	101-83
Elon	W	85-51
at Lenoir-Rhyne	W	74-64
at Western Carolina	L	65-68
Appalachian State	W	99-74
at Guilford	W	76-52
at Catawba	W	63-54
High Point	W	100-61
at Western Carolina	W	81-67
at Appalachian State	W	99-74
Atlantic Christian	W	65-53
McCrary Eagles	W	92-58
at Elon	W	84-65
at High Point	W	95-68
at Atlantic Christian	W	84-82
Guilford (NS)	W	74-54
Elon (NS)	W	80-65
Atlantic Christian (NS)	W	86-75
Presbyterian (D)	W	80-71
Erskine (D)	W	86-64
Benedictine (NAIA)	L	61-68

## ■ 1954-55

**16-8 overall, 12-4 North State**  
**Head Coach: Howard Porter**

at Guilford	W	96-84
Catawba	W	67-46
Lenoir-Rhyne	W	88-86
Erskine	W	82-65
Appalachian State	W	73-66
Presbyterian	W	61-70
at Elon	L	64-76
at High Point	W	80-77
Belmont Abbey	W	94-64
at Lenoir-Rhyne	L	79-98
at Western Carolina	W	80-67
at Belmont Abbey	L	55-64
Guilford	W	103-79
Western Carolina	W	89-64
at Appalachian State	L	84-88
Atlantic Christian	W	82-77
at McCrary Eagles	L	75-88
McCrary Eagles	W	88-85
at Catawba	W	75-53
Elon	W	92-80
High Point	W	83-81
at Atlantic Christian	L	88-92
High Point (NS)	L	71-90
at Atlantic Christian (D)	L	98-107

## ■ 1955-56

**18-9 overall, 13-3 North State**  
**Head Coach: Howard Porter**

at Guilford	W	77-67
-------------	---	-------

at Phillips 66 Oilers	L	58-102
Catawba	W	69-68
Lenoir-Rhyne	W	79-60
at Appalachian State	W	77-66
Belmont Abbey	W	87-80
Elon	W	105-69
at High Point	W	80-71
Guilford	W	102-66
at Lenoir-Rhyne	W	70-68
at Western Carolina	L	68-73
McCrary Eagles	W	87-77
Western Carolina	W	79-48
Appalachian State	W	84-55
Atlantic Christian	W	94-77
at McCrary Eagles	L	58-76
at Catawba	W	92-72
at Elon	L	83-86
High Point	W	87-76
at Belmont Abbey	L	74-96
at Atlantic Christian	L	93-112
Georgetown (31)	W	86-72
Pfeiffer (31)	L	74-76
High Point (31)	W	83-53
Catawba (NS)	W	91-70
Elon (NS)	L	64-82
Presbyterian (D)	L	84-106

## ■ 1956-57

**13-13 overall, 6-10 North State**  
**Head Coach: Howard Porter**

at Guilford	W	73-60
McCrary Eagles	W	64-54
Catawba	W	94-68
at High Point	L	94-111
Lenoir-Rhyne	L	63-82
at Pfeiffer	W	86-80
Belmont Abbey	W	84-61
at Appalachian State	W	77-60
at Elon	L	59-77
Guilford	W	76-69
at Lenoir-Rhyne	L	63-82
at Western Carolina	L	64-66
at Belmont Abbey	W	95-74
Appalachian State	L	68-74
Western Carolina	L	68-74
Atlantic Christian	L	67-76
at McCrary Eagles	W	86-77
at Catawba	W	72-71
Elon	L	52-66
Pfeiffer	W	88-69
High Point	L	91-93
at Atlantic Christian	L	60-78
Stetson (31)	L	70-76
Atlantic Christian (31)	L	68-71
Piedmont (31)	W	112-62
Western Carolina (NS)	L	69-83

## ■ 1957-58

**15-7 overall, 8-8 North State**  
**Head Coach: Howard Porter**

Pfeiffer	W	107-68
at Guilford	W	91-69

Catawba	W	86-64
at High Point	W	79-66
Lenoir-Rhyne	L	66-68
Newberry	W	96-65
at Appalachian State	W	86-65
at Pfeiffer	W	98-78
Elon	W	79-43
Guilford	W	90-63
at Lenoir-Rhyne	L	64-71
at Western Carolina	L	85-91
Western Carolina	W	62-61
Appalachian State	W	94-58
at Atlantic Christian	W	68-51
at Catawba	L	76-78
at Elon	L	70-85
High Point	W	120-71
Atlantic Christian	W	74-66
Appalachian State (NS)	W	78-77
High Point (NS)	L	72-79
Lenoir-Rhyne (D)	L	79-102

## ■ 1958-59

**13-9 overall, 11-5 North State**  
**Head Coach: Howard Porter**

at Guilford	W	72-58
Catawba	W	95-66
at High Point	L	76-95
Lenoir-Rhyne	L	60-75
Newberry	W	82-71
at Appalachian State	L	75-86
at Elon	W	70-44
Guilford	W	76-48
at Lenoir-Rhyne	W	87-75
at Western Carolina	L	53-75
at Portsmouth	W	74-69
Western Carolina	W	59-50
Appalachian State	W	94-60
Atlantic Christian	W	76-65
at Catawba	W	88-76
Elon	W	54-47
High Point	W	79-75
at Atlantic Christian	L	59-65
at Camp Lejeune (29)	L	81-86
Western Carolina (29)	L	58-64
Catawba (NS)	L	70-74
Lenoir-Rhyne (D)	L	74-95

## ■ 1959-60

**14-9 overall, 10-6 North State**  
**Head Coach: Earl Smith**

at Guilford	W	109-102
High Point	L	60-69
Lenoir-Rhyne	L	63-71
Catawba	W	74-59
at Richmond	L	66-80
at Appalachian State	L	65-75
Elon	W	83-64
Guilford	W	103-36
at Lenoir-Rhyne	W	67-60
at Western Carolina	L	73-74
at Pfeiffer	W	85-67
Western Carolina	W	90-52

Appalachian State	W	81-73
at Atlantic Christian	W	70-57
Pfeiffer	W	74-71
at Catawba	W	73-71
at Elon	W	88-55
at High Point	L	68-84
Atlantic Christian	L	67-69
West Virginia Tech (29)	L	93-111
Huntington (29)	W	95-82
Elon (29)	W	95-63
Atlantic Christian (NS)	L	79-87

## ■ 1960-61

**12-9 overall, 12-6 North State**  
**Head Coach: Earl Smith**

Nov. 25 at Pfeiffer	W	71-67
Nov. 26 at Guilford	W	86-60
Dec. 1 at The Citadel	L	83-99
Dec. 3 Catawba	W	80-63
Dec. 6 High Point	L	58-60
Dec. 9 Lenoir-Rhyne	W	90-67
Dec. 14 at Appalachian	L	73-79
Jan. 7 at Elon	W	78-77
Jan. 9 Guilford	W	93-69
Jan. 14 at Lenoir-Rhyne	L	65-92
Jan. 16 at W. Carolina	W	83-72
Jan. 21 Pfeiffer	W	79-64
Jan. 27 W. Carolina	W	97-82
Jan. 30 Appalachian	W	72-70
Feb. 3 Atlantic Christian	L	61-62
Feb. 8 at Catawba	L	64-81
Feb. 11 Elon	W	105-88
Feb. 15 at High Point	L	68-71
Feb. 18 at Atlantic Christian	W	68-50
Feb. 22 Atlantic Christian (NS)	L	71-72
Feb. 24 Newberry (NAIA)	L	64-65

## ■ 1961-62

**15-12 overall, 11-6 North State**  
**Head Coach: Earl Smith**

Dec. 1 Catawba	W	71-67
Dec. 2 at The Citadel	L	73-85
Dec. 6 at High Point	L	64-88
Dec. 8 Lenoir-Rhyne	W	80-72
Dec. 9 at Richmond	W	81-70
Dec. 13 at Appalachian	W	74-68
Dec. 15 at William & Mary	L	60-81
Dec. 27 at Camp Lejeune (29)	W	100-75
Dec. 28 Elon (29)	L	61-84
Dec. 29 Bethel (29)	W	60-52
Jan. 5 at Guilford	W	90-76
Jan. 6 Elon	L	67-65
Jan. 13 at Lenoir-Rhyne	L	48-58
Jan. 15 at Western Carolina	W	95-71
Jan. 26 Western Carolina	W	95-71
Jan. 27 at Pfeiffer	W	91-84
Jan. 30 Appalachian State	W	74-71
Feb. 2 at Virginia Tech	L	86-111
Feb. 3 Atlantic Christian	W	61-60
Feb. 7 at Catawba	L	72-85
Feb. 10 at Elon	L	66-78

Feb. 12	Pfeiffer	L	66-70
Feb. 14	High Point	W	81-66
Feb. 17	at Atlantic Christian	W	61-60
Feb. 19	Guilford	W	62-54
Feb. 21	Catawba (CC)	L	76-81
	Belmont Abbey (D)	L	53-57

## 1962-63

### 12-10 overall

Head Coach: Earl Smith

Dec. 1	at VMI	W	76-66
Dec. 4	High Point	W	75-56
Dec. 7	Lenoir-Rhyne	L	56-63
Dec. 8	at The Citadel	W	83-66
Dec. 15	Belmont Abbey	W	57-39
Dec. 28	High Point (27)	L	63-67
Dec. 29	Pikeville (27)	W	93-71
Dec. 31	Erksine	L	77-78
Jan. 4	at Elon	W	73-64
Jan. 5	at Davidson	L	61-71
Jan. 12	at Lenoir-Rhyne	L	69-76
Jan. 14	at Erksine	W	70-62
Jan. 15	at Oglethorpe	L	58-63
Jan. 19	at Richmond	W	62-50
Jan. 26	Oglethorpe	L	58-63
Feb. 2	Atlantic Christian	W	79-78
Feb. 9	Elon	L	63-69
Feb. 11	at William & Mary	L	66-81
Feb. 13	at High Point	L	49-77
Feb. 16	at Atlantic Christian	W	70-69
Feb. 18	at Belmont Abbey	W	78-49
Feb. 23	at Virginia Tech	L	73-81

## 1963-64

### 9-15 overall

Head Coach: Wendell Carr

Dec. 3	at Richmond	L	67-71
Dec. 4	at High Point	L	48-84
Dec. 6	Lenoir-Rhyne	W	77-66
Dec. 17	Frederick (29)	W	101-78
Dec. 18	Wilmington (29)	W	87-70
Dec. 19	Elon (29)	L	70-71
Dec. 21	Davidson (30)	L	77-105
Dec. 27	Oglethorpe (27)	L	59-66
Dec. 28	Cumberland (27)	W	96-93
Jan. 3	Oglethorpe	W	64-61
Jan. 11	at Elon	L	57-82
Jan. 13	at William & Mary	L	47-64
Jan. 18	at Lenoir-Rhyne	W	62-57
Jan. 20	Atlantic Christian	L	85-89
Jan. 22	at Virginia Tech	L	68-72
Jan. 28	at VMI	L	78-86
Feb. 1	at Oglethorpe	W	64-61
Feb. 3	at The Citadel	L	79-85
Feb. 6	High Point	L	68-72
Feb. 7	Pikeville	W	81-63
Feb. 13	Belmont Abbey	W	77-58
Feb. 15	Elon	L	60-66
Feb. 18	at Davidson	L	45-105
Feb. 22	at Atlantic Christian	L	71-88

## 1964-65

### 12-10 overall

Head Coach: Wendell Carr

Dec. 1	High Point	L	59-69
Dec. 4	Lenoir-Rhyne	W	59-58
Dec. 5	at William & Mary	L	62-86
Dec. 7	Arkansas State	W	84-68
Dec. 16	at Atlantic Christian	W	107-96
Dec. 19	Richmond*	W	81-79
Dec. 28	at East Tennessee State	W	75-66
Jan. 1	Chattanooga (27)	L	73-82
Jan. 2	Berea (27)	W	89-69
Jan. 9	Elon	W	67-60
Jan. 15	The Citadel (28)	W	75-69
Jan. 16	at Lenoir-Rhyne	L	63-79
Jan. 23	at Virginia Tech	L	63-89
Jan. 28	at Davidson*	L	68-82
Jan. 30	at William & Mary*	L	58-61
Feb. 4	at High Point	L	70-83
Feb. 6	at Richmond*	L	65-66
Feb. 8	at The Citadel*	W	81-71
Feb. 11	East Tennessee St.	W	81-73
Feb. 13	at Elon	L	66-72
Feb. 17	Frederick	W	101-72
Feb. 20	Atlantic Christian	W	113-96

## 1965-66

### 11-15 overall, 5-7 Southern

Head Coach: Wendell Carr

Dec. 1	at High Point	L	60-69
Dec. 3	Lenoir-Rhyne	W	90-74
Dec. 7	East Tennessee St.	W	85-79
Dec. 11	at Davidson*	L	82-90
Dec. 13	at Arkansas State	L	68-70
Dec. 14	at Murray State	L	84-104
Dec. 18	Furman*	L	73-74
Dec. 20	Georgetown (27)	L	84-86
Dec. 21	Chattanooga (27)	W	99-89
Dec. 30	at East Tenn. St.	L	82-94
Jan. 4	The Citadel	W	68-66
Jan. 6	at Frederick	W	73-64
Jan. 10	Richmond*	W	76-72
Jan. 12	at West Virginia*	L	76-98
Jan. 15	at The Citadel	L (ot)	74-82
Jan. 17	VMI*	W	87-85
Jan. 20	at Virginia Tech	L	64-83
Jan. 24	at Lenoir-Rhyne	L	60-62
Jan. 29	at VMI	W	93-80
Feb. 3	High Point	W	46-40
Feb. 5	at William & Mary*	L	51-57
Feb. 7	Atlantic Christian	W	108-75
Feb. 12	G. Washington*	W	98-80
Feb. 15	at G. Washington*	L	80-86
Feb. 17	at Richmond*	L	88-100

### SoCon Tournament - Charlotte

Feb. 24	Richmond	L	74-76
---------	----------	---	-------

## 1966-67

### 7-17 overall, 4-8 Southern

Head Coach: Tom Quinn

Dec. 1	at West Virginia*	L	55-59
--------	-------------------	---	-------

Dec. 3	at Furman*	L	58-68
Dec. 7	East Tenn. State	L	55-56
Dec. 10	at East Tenn. State	L	48-72
Dec. 13	at William & Mary*	L	63-82
Dec. 17	at Connecticut	L	60-89
Dec. 20	at Dayton	L	66-89
Jan. 4	at Atlantic Christian	L	76-86
Jan. 7	VMI*	W	79-72
Jan. 11	Richmond*	W	97-80
Jan. 14	Old Dominion	W	79-73
Jan. 16	The Citadel	W	80-72
Jan. 18	at Virginia Tech	L	62-91
Jan. 24	G. Washington	W	79-73
Jan. 28	at VMI*	L	67-68
Jan. 30	William & Mary*	L	72-84
Feb. 1	High Point	W	71-70
Feb. 8	at The Citadel*	L	91-105
Feb. 11	at G. Washington*	L	78-93
Feb. 13	at Richmond*	L	65-74
Feb. 15	St. Francis	L	55-64
Feb. 18	Virginia Tech	W	43-33
Feb. 25	at Fairfield	L	67-91

### SoCon Tournament - Charlotte

March 2	West Virginia	L	53-82
---------	---------------	---	-------

## 1967-68

### 9-16, 6-7 Southern

Head Coach: Tom Quinn

Dec. 1	St. Peter's	L	87-102
Dec. 5	Old Dominion	L	90-94
Dec. 8	Furman*	L	89-91
Dec. 9	Atlantic Christian	W	104-79
Dec. 15	at Richmond*	L	83-90
Dec. 16	at St. Francis	L	69-113
Dec. 30	East Tenn. State	W	67-65
Jan. 3	at G. Washington*	W (4ot)	71-68
Jan. 6	at Furman*	L	58-59
Jan. 10	at William & Mary*	W	71-70
Jan. 15	at The Citadel*	L	57-59
Jan. 20	at N.C. State	L	67-83
Jan. 22	at East Tenn. State	L	53-61
Jan. 24	G. Washington*	W	98-72
Jan. 27	West Virginia*	L	60-77
Jan. 31	at High Point	L	77-83
Feb. 3	at Florida State	L	100-110
Feb. 7	Richmond*	L	78-102
Feb. 10	William & Mary*	W	99-75
Feb. 15	at VMI	L	64-69
Feb. 17	at Toledo	L	55-72
Feb. 19	The Citadel*	W (ot)	81-76
Feb. 21	Washington & Lee*	W	100-73
Feb. 24	VMI*	W	79-68

### SoCon Tournament - Charlotte

Feb. 29	West Virginia	L	71-76
---------	---------------	---	-------

## 1968-69

### 17-11 overall, 9-2 Southern

Head Coach: Tom Quinn

Nov. 30	at West Virginia	L	75-82
Dec. 7	Atlantic Christian	W	126-111
Dec. 11	at William & Mary*	W	77-66

Dec. 14	Old Dominion	L	74-75
Dec. 18	at South Carolina	L	61-75
Dec. 21	G. Washington	W	88-83
Dec. 26	Cornell (26)	W	74-67
Dec. 27	Virginia (26)	L	79-88
Dec. 28	Virginia Tech (26)	L (ot)	86-87
Dec. 31	at Furman*	L	68-77
Jan. 4	The Citadel*	W	75-64
Jan. 8	East Tenn. State	W	89-80
Jan. 11	William & Mary*	W	87-61
Jan. 14	at Richmond*	W	75-69
Jan. 18	Marshall	W	85-82
Jan. 20	at VMI*	W	83-75
Jan. 25	at St. Francis	L	70-100
Jan. 30	at St. Peter's	L	76-96
Feb. 3	at East Tenn. State	L	70-95
Feb. 8	St. Francis	W	74-66
Feb. 10	at G. Washington*	L	69-70
Feb. 13	Richmond*	W	98-78
Feb. 15	Fairfield	W	93-77
Feb. 18	at The Citadel	W	97-68
Feb. 22	VMI*	W	78-62

#### SoCon Tournament - Charlotte

Feb. 27	William & Mary	W	48-35
Feb. 28	G. Washington	W	84-79
March 1	Davidson	L	76-102

## 1969-70

16-10 overall, 9-2 Southern

Head Coach: Tom Quinn

Dec. 1	Western Carolina	W	102-57
Dec. 3	Roanoke College	W	79-75
Dec. 6	Atlantic Christian	W	106-97
Dec. 10	South Carolina	L	49-68
Dec. 13	at Richmond*	L	72-90
Dec. 15	at Duke	L	65-80
Dec. 17	at Wake Forest	L	52-53
Dec. 26	Florida A & M (25)	W	71-57
Dec. 27	Tampa (25)	L	78-89
Jan. 1	Georgia Southern	W	88-71
Jan. 3	at G. Washington	W	72-62
Jan. 6	Furman*	W	81-66
Jan. 10	VMI*	W	108-66
Jan. 13	at Davidson*	L	76-91
Jan. 15	at N.C. State	L	81-100
Jan. 21	Belmont Abbey	W	82-68
Jan. 24	at East Tenn. State	L	65-79
Jan. 29	Richmond*	W	115-91
Jan. 31	at VMI*	W	68-49
Feb. 5	Jacksonville	L	94-111
Feb. 7	at William & Mary*	W	98-88
Feb. 9	Old Dominion	W	92-67
Feb. 14	The Citadel*	W	84-71
Feb. 18	William & Mary*	W	96-83
Feb. 21	at The Citadel*	W	83-69

#### SoCon Tournament - Charlotte

Feb. 26	Richmond	L	73-75
---------	----------	---	-------

## 1970-71

13-12, 7-4 Southern

Head Coach: Tom Quinn

Dec. 4	G. Washington	L	79-80
Dec. 7	Baptist College	W	119-92
Dec. 9	at Davidson*	L	61-77
Dec. 12	East Tennessee State	W	85-63
Dec. 14	Roanoke College	W	100-68
Dec. 16	at St. Francis (Pa.)	L	67-71
Dec. 19	at Old Dominion	L	66-71
Jan. 2	at Marshall	L	79-107
Jan. 5	at Richmond*	W	79-63
Jan. 9	at VMI*	W	71-63
Jan. 13	Old Dominion	L	81-90
Jan. 16	at Furman*	W	68-58
Jan. 19	Davidson*	L	52-60
Jan. 23	at William & Mary*	L	65-74
Jan. 27	St. Francis (Pa.)	L	66-69
Jan. 30	VMI*	W	78-67
Feb. 1	St. Peter's	W	77-74
Feb. 3	Belmont Abbey	W	84-56
Feb. 6	Richmond*	W	82-81
Feb. 8	Southern Miss	W	103-81
Feb. 13	at The Citadel*	L	57-81
Feb. 20	William & Mary*	W	67-56
Feb. 22	at Jacksonville	L	69-127
Feb. 27	The Citadel*	W	81-67

#### SoCon Tournament - Charlotte

March 4	Richmond	L	67-69
---------	----------	---	-------

## 1971-72

14-15, 7-5 Southern

Southern Conference Tournament Champions

Head Coach: Tom Quinn

Dec. 1	at West Virginia	L	86-103
Dec. 4	Jacksonville	L	68-77
Dec. 8	Davidson*	W	67-57
Dec. 11	at Duke	L	62-71
Dec. 18	at The Citadel*	L	86-89
Dec. 29	Loyola of La. (24)	L	68-87
Dec. 30	Connecticut (24)	W	74-64
Dec. 31	at Dayton	L	72-86
Jan. 3	at Southern Miss	W	96-86
Jan. 6	Richmond*	L	67-68
Jan. 8	VMI*	W	62-57
Jan. 12	at St. Peter's	L	80-98
Jan. 15	Furman*	W	82-73
Jan. 20	Appalachian State*	W	89-82
Jan. 22	William & Mary*	W	79-71
Jan. 29	at VMI*	W	66-56
Feb. 1	at Davidson*	L	79-92
Feb. 5	at Furman*	L	84-107
Feb. 9	at Richmond*	W	80-74
Feb. 12	The Citadel*	W	91-83
Feb. 14	St. Francis (Pa.)	W	67-56
Feb. 17	Old Dominion	L	79-92
Feb. 19	at William & Mary*	L	64-67
Feb. 22	at G. Washington	L	74-84
Feb. 26	at N.C. State	L	57-92

#### SoCon Tournament - Greenville, S.C.

March 2	The Citadel	W	80-71
---------	-------------	---	-------

March 3	Davidson	W	81-77
March 4	at Furman	W(ot)	77-75

#### NCAA Tournament - Princeton, N.J.

March 11	Villanova	L	70-85
----------	-----------	---	-------

## 1972-73

13-13, 7-7 Southern

Head Coach: Tom Quinn

Nov. 28	Baltimore	W	78-58
Dec. 5	at Davidson*	L	80-100
Dec. 9	Appalachian State*	W	84-69
Dec. 12	at Duke	L	74-108
Dec. 14	at St. Francis (Pa.)	W	76-73
Dec. 16	at The Citadel*	L	54-55
Dec. 28	at La.-Monroe (23)	W	83-75
Dec. 29	Mississippi State (23)	L	64-69
Jan. 4	at Richmond*	L	75-84
Jan. 6	VMI*	W	81-63
Jan. 13	at Furman*	L	60-84
Jan. 17	George Washington	W	59-58
Jan. 20	William & Mary*	W	73-68
Jan. 20	at Jacksonville	L	61-100
Jan. 27	at VMI*	W	71-45
Jan. 31	Davidson*	L	62-73
Feb. 3	Furman*	W	61-57
Feb. 5	St. Peter's	W	83-77
Feb. 7	Richmond*	W	69-64
Feb. 10	at Appalachian State	L	79-88
Feb. 13	at N.C. State	L	70-105
Feb. 17	at William & Mary*	L	69-80
Feb. 20	at Old Dominion	L	53-67
Feb. 24	The Citadel*	W	80-72

#### SoCon Tournament - Richmond, Va.

March 1	at Richmond	W	92-62
March 2	Furman	L	60-68

## 1973-74

13-12 overall, 8-6 Southern

Head Coach: Tom Quinn

Nov. 30	UNC Wilmington	W	69-63
Dec. 1	at Duke	L	69-82
Dec. 5	at N.C. State	L	47-79
Dec. 8	Davidson*	W	104-91
Dec. 13	Fairleigh Dickinson	W	77-73
Dec. 15	at The Citadel*	L	63-69
Dec. 29	at Marshall	L	81-92
Jan. 4	at American (22)	L	75-82
Jan. 5	Lehigh (22)	W	60-47
Jan. 9	at Richmond*	L	68-79
Jan. 12	at VMI*	W	59-58
Jan. 14	Appalachian State*	W	53-52
Jan. 19	at William & Mary*	W	70-67
Jan. 23	St. Peter's	W	84-75
Jan. 26	VMI*	W	57-55
Jan. 28	Furman*	L	80-89
Jan. 30	Old Dominion	L	78-80
Feb. 2	at Furman*	L	70-72
Feb. 6	Buffalo State	W	89-61
Feb. 9	William & Mary*	W	93-63
Feb. 11	at Appalachian State*	W	78-68
Feb. 16	at Davidson*	L	82-94

Feb. 20	Richmond*	L	68-76
Feb. 23	The Citadel*	W	78-66
<b>SoCon Tournament - Richmond, Va.</b>			
Feb. 27	William & Mary	L (2ot)	67-75

## 1974-75

**19-9 overall, 11-3 Southern**  
**Head Coach: Dave Patton**

Nov. 30	at N.C. State	L	81-98
Dec. 4	at Duke	L	73-79
Dec. 7	at Alabama	L	86-99
Dec. 10	VMI*	W	73-68
Dec. 14	UNC Wilmington	W	84-81
Dec. 17	Georgia State	W	88-79
Dec. 21	Mercer	W	121-82
Jan. 4	The Citadel*	W	111-81
Jan. 8	at St. Peter's	W	95-92
Jan. 10	Baylor (21)	W	73-57
Jan. 11	at Connecticut (21)	L	77-79
Jan. 15	Appalachian State*	W	78-68
Jan. 18	William & Mary*	W	66-62
Jan. 20	at Davidson*	W	110-91
Jan. 22	at Richmond*	W	101-80
Jan. 25	at VMI*	W	82-80
Jan. 28	at Old Dominion	W	71-69
Feb. 1	at Furman*	L	76-86
Feb. 5	at Appalachian State*	L	71-78
Feb. 8	Davidson*	W	101-91
Feb. 10	Furman*	L	70-71
Feb. 15	at William & Mary* W (2ot)		68-66
Feb. 19	Richmond*	W	100-76
Feb. 22	at The Citadel*	W	87-84
Feb. 24	Western Carolina	W	81-76

**SoCon Tournament - Greenville, N.C.**

March 1	The Citadel	W	78-66
---------	-------------	---	-------

**SoCon Tournament - Greenville, S.C.**

March 5	William & Mary	L	66-69
---------	----------------	---	-------

**Collegiate Commissioners Tourn. - Louisville, Ky.**

March 12	Arizona	L	78-94
----------	---------	---	-------

## 1975-76

**11-15 overall, 7-7 Southern**  
**Head Coach: Dave Patton**

Nov. 29	at Maryland	L	84-127
Dec. 3	at N.C. State	L	81-117
Dec. 6	at VMI*	L	56-73
Dec. 10	at Duke	L	74-93
Dec. 13	Davidson*	W	85-82
Dec. 18	UNC Wilmington	W	64-52
Dec. 20	The Citadel*	W	68-67
Dec. 29	at Rollins (20)	L	73-96
Dec. 30	Marshall (20)	W	70-67
Jan. 2	The Citadel*	W	81-76
Jan. 7	Old Dominion*	L	70-95
Jan. 10	Furman*	W	72-68
Jan. 12	at Richmond*	L	71-88
Jan. 14	at Appalachian State	L	48-50
Jan. 17	at William & Mary	L	58-65
Jan. 21	Richmond*	W	85-75
Jan. 24	VMI*	L	60-74
Jan. 27	at St. Peter's	L	67-83

Jan. 31	at Davidson*	W	88-82
Feb. 3	William & Mary*	L	54-56
Feb. 14	Appalachian State*	W	84-66
Feb. 16	at Furman*	L	76-83
Feb. 17	at Mercer	L	68-86
Feb. 21	Georgia Southern	W	91-85
Feb. 23	Western Carolina	W	75-62

**SoCon Tournament - Greenville, S.C.**

Feb. 28	Appalachian State	L	72-79
---------	-------------------	---	-------

## 1976-77

**10-18 overall, 3-9 Southern**  
**Head Coach: Dave Patton**

Nov. 29	UNC Asheville	W	78-58
Dec. 1	Western Carolina	W	70-62
Dec. 4	VMI*	L	70-78
Dec. 8	at Maryland	L	69-80
Dec. 11	UNC Wilmington	W	56-54
Dec. 16	Georgia Southern	W	89-78
Dec. 18	The Citadel*	L	62-70
Dec. 29	Duke (19)	L	65-88
Dec. 30	at N.C. State (19)	L	69-92
Jan. 4	New Hampshire	W	76-65
Jan. 8	at Richmond*	L	62-72
Jan. 11	at Davidson*	W	51-49
Jan. 15	Appalachian State*	W	66-54
Jan. 18	at William & Mary*	L	54-79
Jan. 22	at VMI*	L	58-67
Jan. 24	at Furman*	L	89-100
Jan. 26	Old Dominion	L	74-86
Jan. 29	Davidson*	W	76-56
Feb. 5	at Western Carolina	L	53-66
Feb. 7	at Old Dominion	L	78-87
Feb. 10	William & Mary*	L	66-70
Feb. 12	at Appalachian State*	L	60-63
Feb. 14	at Georgia Southern	L	57-64
Feb. 16	Furman*	L	66-74
Feb. 19	at The Citadel*	L	72-75
Feb. 23	Mercer	W	76-70

**SoCon Tournament - Williamsburg, Va.**

Feb. 26	at William & Mary	W	79-76
---------	-------------------	---	-------

**SoCon Tournament - Roanoke, Va.**

Feb. 27	VMI	L	77-88
---------	-----	---	-------

## 1977-78

**9-17 overall**  
**Head Coach: Larry Gillman**

Nov. 26	at Indiana	L	59-75
Dec. 1	UNC Wilmington	L	66-92
Dec. 5	Alderson-Broadbudd	W	102-95
Dec. 7	at Maryland	L	106-130
Dec. 9	LaSalle (18)	L (ot)	95-96
Dec. 10	Boston College (18)	L	75-86
Dec. 17	at N.C. State	L	80-106
Jan. 4	at South Carolina	L	72-90
Jan. 7	at William & Mary	W	58-56
Jan. 10	St. Peter's	W	90-77
Jan. 17	William & Mary	L	76-77
Jan. 19	Iona	L	74-96
Jan. 21	UNC Asheville	L	92-101
Jan. 23	at Chattanooga	L	101-110

Jan. 25	at Georgia Southern	W	86-85
Jan. 28	at Duke	L	82-102
Jan. 31	Old Dominion	L	81-112
Feb. 4	Richmond	L	80-82
Feb. 6	Chattanooga	W	73-72
Feb. 9	at UNC Wilmington	W	90-85
Feb. 11	USC Aiken	W	87-80
Feb. 14	at Old Dominion	W	78-72
Feb. 20	Georgia Southern	L	83-88
Feb. 22	at Richmond	W	71-53
Feb. 25	at Mercer	L	75-92
March 1	at Virginia Tech	L	77-95

## 1978-79

**12-15 overall**  
**Head Coach: Larry Gillman**

Nov. 25	UNC Asheville	W	89-73
Nov. 27	St. Leo's	W	91-78
Dec. 2	at William & Mary	L	54-60
Dec. 5	at Tennessee	L	71-89
Dec. 8	Indiana State (16)	L	79-102
Dec. 9	Stetson (16)	L	82-107
Dec. 12	Lynchburg	W	75-68
Dec. 16	at Maryland	L	71-82
Dec. 29	Manhattan (17)	W	74-71
Dec. 30	at Connecticut (17)	L	68-80
Jan. 2	at Iona	W	76-75
Jan. 10	South Carolina	W	56-55
Jan. 13	VCU	L (ot)	83-85
Jan. 15	at Chattanooga	L	67-91
Jan. 18	Detroit	L	69-81
Jan. 23	at N.C. State	L	88-104
Jan. 25	UNC Wilmington	W	92-79
Jan. 27	at Georgia Tech	W (ot)	66-64
Jan. 30	William & Mary	W (2ot)	61-59
Feb. 3	Old Dominion	L (2ot)	85-90
Feb. 7	at VCU	L (ot)	84-86
Feb. 10	USC Aiken	W	103-72
Feb. 13	at UNC Wilmington	W	78-70
Feb. 15	Chattanooga	L (ot)	77-78
Feb. 17	Georgia Tech	L	68-82
Feb. 19	at Old Dominion	W	99-84
Feb. 26	at Notre Dame	L	72-89

## 1979-80

**16-11 overall**  
**Head Coach: Dave Odum**

Nov. 30	VCU (14)	L	71-72
Dec. 1	West Virginia Tech (14)	W	92-79
Dec. 4	Lynchburg	W	65-64
Dec. 5	Maine	W (ot)	67-65
Dec. 8	at Duke	L	73-92
Dec. 10	USC Aiken	W	96-64
Dec. 15	James Madison	W	61-58
Dec. 18	Old Dominion	L	65-70
Dec. 21	Northern Arizona (15)	L	60-64
Dec. 22	Kent State (15)	W	(forfeit)
Jan. 2	at N.C. State	L	68-83
Jan. 5	UNC Asheville	W	52-51
Jan. 7	at Oral Roberts	L	82-83
Jan. 10	at Baptist College	W	99-77



Jan. 12	Atlantic Christian	W	72-63
Jan. 14	at James Madison	L	52-63
Jan. 21	Baptist College	W	66-54
Jan. 26	UNC Wilmington	W	66-54
Feb. 2	at Detroit	L	65-69
Feb. 7	at South Carolina	W	86-84
Feb. 9	Illinois State	W (ot)	70-67
Feb. 11	Delaware State	W	89-79
Feb. 13	at Maryland	L	72-85
Feb. 16	at UNC Wilmington	L	62-71
Feb. 20	at Old Dominion	L	75-89
Feb. 27	Campbell	W	53-52
March 1	Wisc.-Milwaukee	W (ot)	96-86

## ■ 1980-81

**12-14 overall**

**Head Coach: Dave Odom**

Nov. 29	at Ohio University	W	70-65
Dec. 3	at Maine	L	81-112
Dec. 6	Texas Wesleyan	W	90-83
Dec. 8	Berry	W	75-58
Dec. 13	at Penn State	L	59-71
Dec. 19	Detroit (12)	L	63-72
Dec. 20	Brown (12)	L	71-80
Dec. 29	Iowa State (13)	L	73-80
Dec. 30	Brown (13)	L	59-69
Jan. 3	Campbell	W	75-65
Jan. 6	at UNC Wilmington	W	72-64
Jan. 8	UNC Asheville	W (ot)	70-69
Jan. 10	Texas-Pan American	L	67-82
Jan. 12	Richmond	L	63-80
Jan. 14	Atlantic Christian	W	81-58
Jan. 20	at Charlotte	W (ot)	65-64
Jan. 24	at N.C. State	L	52-77
Jan. 26	Chalreston Southern	W (ot)	65-59
Jan. 28	at Old Dominion	L	67-76
Feb. 2	Samford	W	75-50
Feb. 4	Campbell (11)	W	81-59
Feb. 9	at Pan American	L	75-86
Feb. 12	Delaware State	L	63-68
Feb. 16	UNC Wilmington	L	55-57
Feb. 21	at Richmond	W	67-65
Feb. 28	at Illinois State	L	41-64

## ■ 1981-82

**10-17 overall, 2-8 ECAC South**

**Head Coach: Dave Odom**

Nov. 28	Ohio University	W	72-54
Dec. 4	at Missouri (9)	L	55-87
Dec. 5	Canisius (9)	L	66-73
Dec. 7	Campbell	W	66-61
Dec. 18	Long Island (10)	L	72-82
Dec. 19	Manhattan (10)	L	54-60
Dec. 22	at Duke	L	57-70
Dec. 30	at George Mason*	W	66-64
Jan. 4	at Baptist College	W	70-56
Jan. 6	William & Mary*	W	61-58
Jan. 9	at James Madison*	L	50-72
Jan. 11	Western Illinois	W	85-69
Jan. 14	UNC Wilmington	L	49-58
Jan. 20	Campbell (11)	L	60-62

Jan. 23	at N.C. State	L	53-63
Jan. 27	Charlotte	W	71-68
Jan. 30	Richmond*	L	71-81
Feb. 4	Baptist College	W	88-62
Feb. 10	Old Dominion	L	73-80
Feb. 13	at UNC Wilmington	W	68-66
Feb. 15	Eastern Illinois	W	78-54
Feb. 17	James Madison*	L	43-61
Feb. 20	at Navy*	L	76-88
Feb. 22	George Mason*	L	57-70
Feb. 24	at Richmond*	L	63-89
Feb. 27	at William & Mary*	L	61-80

**ECAC-South Tournament - Norfolk, Va.**

March 4	Richmond	L	42-49
---------	----------	---	-------

## ■ 1982-83

**16-13, 3-7 ECAC-South**

**Head Coach: Charlie Harrison**

Nov. 27	at Duke	L	65-70
Dec. 1	Christopher Newport	W	96-62
Dec. 4	at Samford	W	87-81
Dec. 8	at N.C. State	L	49-57
Dec. 17	at SW Louisiana (8)	L	55-83
Dec. 18	Grambling (8)	W	64-61
Dec. 28	New Hampshire	W	72-64
Dec. 30	at George Mason*	L	68-69
Jan. 4	at Virginia Tech	L	72-84
Jan. 8	James Madison*	W	43-41
Jan. 10	Campbell (2)	W	67-54
Jan. 12	William & Mary*	L	51-72
Jan. 15	at Richmond*	L	56-68
Jan. 17	Baptist College	L	56-64
Jan. 19	South Carolina	W	58-48
Jan. 22	Campbell	W	73-55
Jan. 24	at UNC Wilmington	W (ot)	50-47
Jan. 29	at Navy*	L	58-60
Jan. 31	at Charlotte	W	66-64
Feb. 5	George Mason*	L (ot)	58-59
Feb. 9	at William & Mary*	L	54-70
Feb. 12	at Baptist College	W	73-59
Feb. 16	Richmond*	W	79-75
Feb. 19	Navy*	W	68-67
Feb. 23	at James Madison*	L	56-76
Feb. 26	UNC Wilmington	W	70-60
March 3	Penn State-Behrend	W	76-60

**ECAC-South Tournament - Richmond, Va.**

March 10	George Mason	W	68-65
March 11	William & Mary	L	45-48

## ■ 1983-84

**4-24, 1-9 ECAC South**

**Head Coach: Charlie Harrison**

Nov. 26	Campbell	W	75-66
Nov. 30	Christopher Newport	W	59-43
Dec. 3	at VCU	L	44-75
Dec. 10	at Duke	L	64-80
Dec. 17	Drexel	L	51-53
Dec. 20	at Bradley (7)	L	41-66
Dec. 21	North Texas State (7)	L	58-62
Dec. 28	at Boston University	L	47-58
Jan. 2	Charlotte	L	57-67

Jan. 7	at Northeastern	L	61-69
Jan. 9	at George Mason*	L	66-83
Jan. 14	at William & Mary*	L	48-64
Jan. 19	Francis Marion	L	49-50
Jan. 21	Richmond*	L	55-61
Jan. 25	UNC Wilmington	W	44-43
Jan. 28	at James Madison*	L	57-71
Jan. 30	at Navy*	L	61-79
Feb. 4	George Mason*	W	70-68
Feb. 6	at Eastern Illinois	L	58-78
Feb. 8	at Western Illinois	L	62-65
Feb. 11	William & Mary*	L	52-67
Feb. 14	Howard	L	57-71
Feb. 18	at Richmond*	L	50-60
Feb. 20	Navy*	L	56-66
Feb. 25	at UNC Wilmington	L	47-70
Feb. 29	at Campbell (2)	L	63-73
March 3	James Madison*	L	54-61

**ECAC-South Tournament - Harrisonburg, Va.**

March 8	William & Mary	L	32-47
---------	----------------	---	-------

## ■ 1984-85

**7-21, 1-13 ECAC-South**

**Head Coach: Charlie Harrison**

Nov. 27	Central Conn. State	W	58-53
Nov. 29	VCU	L	61-72
Dec. 4	at Drexel	L	73-80
Dec. 8	Christopher Newport	W	104-47
Dec. 13	at Campbell	W	58-56
Dec. 19	at Wake Forest	L	57-83
Dec. 28	at Tulsa (6)	L	63-86
Dec. 29	North Texas State (6)	W	70-65
Jan. 3	Boston University	W	75-62
Jan. 7	George Mason*	L	69-81
Jan. 9	at Duke	L	63-87
Jan. 12	William & Mary*	L	53-67
Jan. 19	at Richmond*	L	50-63
Jan. 21	at Howard	L	46-48
Jan. 26	Navy*	L	67-68
Jan. 28	James Madison*	L	65-74
Feb. 2	at George Mason*	L	59-86
Feb. 7	at UNC Wilmington*	L	53-67
Feb. 9	at William & Mary*	L	71-80
Feb. 11	American*	L	62-79
Feb. 13	Winthrop	W	74-66
Feb. 16	Richmond*	L	60-63
Feb. 18	at Navy*	L	66-76
Feb. 21	at American*	L	79-88
Feb. 23	UNC Wilmington	W	78-61
Feb. 27	Campbell	L	58-60
March 2	at James Madison*	L	61-77

**ECAC-South Tournament - Williamsburg, Va.**

March 7	Navy	L	73-94
---------	------	---	-------

## ■ 1985-86

**12-16 overall, 6-8 CAA**

**Head Coach: Charlie Harrison**

Nov. 25	Campbell	W	69-62
Dec. 2	at Duke	L	66-98
Dec. 4	Edinboro	W	63-58
Dec. 11	Longwood	W	68-60

Dec. 14	Winthrop	W	77-69
Dec. 20	at Kentucky (4)	L	52-86
Dec. 21	Southern Methodist (4)	L	62-71
Dec. 27	Cornell (5)	L (ot)	53-54
Dec. 28	Bucknell (5)	L (ot)	61-68
Jan. 4	American*	W	70-62
Jan. 6	Navy*	L	62-67
Jan. 8	at Campbell	W	58-47
Jan. 11	at Richmond*	L	52-60
Jan. 13	at William & Mary*	W	54-52
Jan. 18	at UNC Wilmington*	L	54-68
Jan. 20	at Penn State	L	57-85
Jan. 25	George Mason*	W	75-67
Jan. 27	James Madison*	W	51-48
Feb. 1	at American*	W	65-63
Feb. 3	at Navy*	L	56-71
Feb. 5	at Wake Forest	L	60-65
Feb. 8	Richmond*	L	52-71
Feb. 10	William & Mary*	W	52-47
Feb. 15	UNC Wilmington*	L	67-75
Feb. 19	Central Conn. State	W	97-68
Feb. 22	at George Mason*	L	69-70
Feb. 24	at James Madison*	L	73-86

#### CAA Tournament - Wilmington, N.C.

March 1	at UNC Wilmington	L	54-75
---------	-------------------	---	-------

## 1986-87

### 12-16, 4-10 CAA

#### Head Coach: Charlie Harrison

Nov. 29	Edinboro	W	109-78
Dec. 1	at South Carolina	W	67-57
Dec. 3	at Duke	L	65-103
Dec. 6	Campbell	W	76-60
Dec. 8	Northeastern	W	74-70
Dec. 12	Southern Illinois (3)	W	89-71
Dec. 13	at Indiana (3)	L	68-96
Dec. 17	at Campbell	W (ot)	88-77
Dec. 30	Penn State	L	67-69
Jan. 3	at American*	L	70-62
Jan. 5	at Navy*	L	66-91
Jan. 7	Longwood	W	88-56
Jan. 10	Richmond*	W	78-70
Jan. 12	William & Mary*	W	56-52
Jan. 17	UNC Wilmington*	L	70-85
Jan. 20	at Central Conn. State	L	64-81
Jan. 24	at George Mason*	L	74-79
Jan. 28	at VCU	W	57-56
Jan. 31	American*	W	71-56
Feb. 2	Navy*	L	60-76
Feb. 7	at William & Mary*	L	65-69
Feb. 9	at Richmond*	L	60-62
Feb. 14	at UNC Wilmington*	L	51-61
Feb. 16	at Winthrop	L	52-66
Feb. 21	George Mason*	L	60-67
Feb. 23	James Madison*	W	74-68

#### CAA Tournament - Hampton, Va.

Feb. 28	UNC Wilmington	L	58-59
---------	----------------	---	-------

## 1987-88

### 8-20, 3-11 CAA

#### Head Coach: Mike Steele

Nov. 28	Longwood	W	65-57
Nov. 30	at Duke	L	45-94
Dec. 8	Campbell	W	61-54
Dec. 10	at Maryland	L	59-75
Dec. 12	VCU	L	70-75
Dec. 19	at Radford	L	75-77
Dec. 28	at Vanderbilt (1)	L	63-99
Dec. 29	Miami, Ohio (1)	W	86-63
Jan. 2	Winthrop	W	52-45
Jan. 4	at UMBC	L	73-84
Jan. 9	at George Mason*	L	63-77
Jan. 11	at James Madison*	W	68-65
Jan. 13	South Carolina	L	51-78
Jan. 16	Navy*	W	61-49
Jan. 19	American*	L (ot)	69-75
Jan. 23	at Richmond*	L	79-84
Jan. 27	William & Mary*	L	63-70
Jan. 30	at UNC Wilmington*	L	69-71
Feb. 1	Campbell (2)	L	50-77
Feb. 6	George Mason*	L	64-67
Feb. 8	James Madison*	W	70-66
Feb. 13	at Navy*	L (ot)	88-90
Feb. 15	at American*	L	69-76
Feb. 20	Richmond*	L	64-68
Feb. 22	Atlantic Christian	W	77-57
Feb. 24	at William & Mary*	L	62-88
Feb. 27	UNC Wilmington*	L	60-65

#### CAA Tournament - Hampton, Va.

March 5	Richmond	L	41-67
---------	----------	---	-------

## 1988-89

### 15-14, 6-8 CAA

#### Head Coach: Mike Steele

Nov. 26	NC Wesleyan	W	91-65
Nov. 28	UNC Greensboro	W	68-49
Nov. 30	at Duke	L	46-95
Dec. 3	Campbell	W	86-72
Dec. 7	at South Carolina	L	67-75
Dec. 10	Radford	L	75-88
Dec. 15	at Winthrop	W	75-67
Dec. 20	at Mississippi State	L	79-88
Dec. 27	UMBC	W	97-78
Dec. 30	TCU	W	80-74
Jan. 4	at Georgia Tech	L	69-72
Jan. 7	at William & Mary*	W	75-59
Jan. 11	at Richmond*	L	56-83
Jan. 14	James Madison*	W	62-57
Jan. 16	George Mason*	L	74-86
Jan. 21	at American*	L	68-82
Jan. 23	at Navy*	W	70-63
Jan. 28	at UNC Wilmington*	L	66-81
Feb. 1	William & Mary*	W	73-68
Feb. 4	Richmond*	L	54-56
Feb. 8	at George Mason*	L	65-83
Feb. 11	at James Madison*	L	61-74
Feb. 16	Campbell (2)	W	65-60
Feb. 18	American*	W	66-60
Feb. 20	Navy*	W	67-58

Feb. 22	Liberty	W	69-60
Feb. 26	UNC Wilmington*	L	58-65

#### CAA Tournament - Hampton, Va.

March 4	American	W	76-58
March 5	George Mason	L	58-65

## 1989-90

### 13-18, 6-8 CAA

#### Head Coach: Mike Steele

Nov. 25	Appalachian State	L	59-69
Nov. 27	NC Wesleyan	L	69-70
Nov. 29	at UNC Greensboro	W	60-57
Dec. 4	Francis Marion	W	60-46
Dec. 7	at Liberty	W	50-47
Dec. 10	at Radford	W	64-52
Dec. 14	Campbell	W	72-62
Dec. 19	Mississippi State	L	63-72
Dec. 22	East Tennessee State (33)	L	80-86
Dec. 23	George Mason (33)	L	63-79
Dec. 24	Cornell (33)	W	81-59
Dec. 27	at New Mexico	L	51-88
Dec. 30	at TCU	L	55-77
Jan. 6	Navy*	W	75-55
Jan. 8	George Mason*	W	56-63
Jan. 13	at American*	L	50-60
Jan. 15	at James Madison*	L (2ot)	63-67
Jan. 20	William & Mary*	W	72-64
Jan. 24	at Richmond*	L	54-71
Jan. 27	UNC Wilmington*	W	72-56
Jan. 29	UMBC	W	71-49
Feb. 3	at Navy*	W	85-69
Feb. 5	at George Mason*	L	56-76
Feb. 8	Campbell (2)	L	50-59
Feb. 10	American*	W	59-54
Feb. 12	James Madison*	L	55-60
Feb. 14	at Duke	L	51-84
Feb. 17	at William & Mary*	L	71-74
Feb. 21	Richmond*	W (ot)	81-78
Feb. 24	at UNC Wilmington*	L	57-68

#### CAA Tournament - Richmond, Va.

March 3	George Mason	L	62-66
---------	--------------	---	-------

## 1990-91

### 12-16 overall, 4-10 CAA

#### Head Coach: Mike Steele

Nov. 24	NC Wesleyan	W	108-68
Nov. 26	at Duke	L	82-125
Nov. 30	at Purdue (34)	L	49-78
Dec. 1	Loyola (Chicago) (34)	W	79-58
Dec. 8	at Appalachian State	L	79-88
Dec. 15	Campbell	W	86-55
Dec. 17	College of Charleston	W	65-51
Dec. 22	Radford	W	83-74
Dec. 29	at Old Dominion	L (2ot)	78-79
Jan. 2	Georgia Southern	W	60-59
Jan. 5	at Navy*	W	97-81
Jan. 7	at American*	L	83-92
Jan. 12	James Madison*	L	68-72
Jan. 14	George Mason*	L	72-74
Jan. 19	at William & Mary*	L	62-74
Jan. 23	Richmond*	L	64-71

Jan. 26	at UNC Wilmington*	W	67-51
Jan. 30	Liberty	W	64-49
Feb. 2	American*	L	60-63
Feb. 4	Navy*	W	75-66
Feb. 6	at Georgia Southern	L	68-80
Feb. 9	at James Madison*	L	65-88
Feb. 11	at George Mason*	L	58-78
Feb. 14	Campbell (2)	W	55-52
Feb. 16	William & Mary*	L	55-64
Feb. 20	at Richmond*	L	50-65
Feb. 23	UNC Wilmington*	W	63-56

#### CAA Tournament - Richmond, Va.

March 2	Richmond	L	62-86
---------	----------	---	-------

## ■ 1991-92

10-18 overall, 4-10 CAA

Head Coach: Eddie Payne

Nov. 25	at Duke	L	75-103
Nov. 30	Appalachian State	W (ot)	79-76
Dec. 2	Longwood	W	100-61
Dec. 4	NC Wesleyan	W	84-71
Dec. 6	at Cincinnati	L	69-105
Dec. 18	at Tennessee	L	58-93
Dec. 20	Carson-Newman	W	84-57
Jan. 2	Campbell	W	105-67
Jan. 6	at Dayton	L	49-61
Jan. 11	Richmond*	L	62-65
Jan. 13	James Madison*	L (ot)	77-81
Jan. 15	at Campbell (2)	L	72-80
Jan. 18	at American*	L	79-80
Jan. 20	at George Mason*	L (ot)	78-81
Jan. 23	at Virginia Tech	L	44-57
Jan. 25	Old Dominion*	L	72-80
Jan. 29	at William & Mary*	W	66-59
Feb. 1	UNC Wilmington*	W	80-65
Feb. 3	at College of Charleston	L	68-72
Feb. 8	at Richmond*	L	64-89
Feb. 10	at James Madison*	L	48-86
Feb. 15	American*	L	66-69
Feb. 17	George Mason*	W	74-68
Feb. 22	at Old Dominion*	L	83-89
Feb. 26	William & Mary*	W	79-75
Feb. 29	at UNC Wilmington*	L	66-81
March 2	Virginia Tech	W (ot)	78-76

#### CAA Tournament - Richmond, Va.

March 7	American	L	69-76
---------	----------	---	-------

## ■ 1992-93

13-17, 4-10 CAA

CAA Tournament Champions

Head Coach: Eddie Payne

Dec. 1	St. Andrews	W	65-48
Dec. 8	Charlotte	L	59-62
Dec. 12	Tennessee Tech	W	109-94
Dec. 18	Southeastern La. (35)	W	72-65
Dec. 19	at Toledo (35)	W (ot)	72-61
Dec. 22	at Colorado State	L	66-78
Dec. 30	at Tennessee Tech	L	77-95
Jan. 2	at Virginia Tech	L (ot)	67-76
Jan. 4	at Appalachian State	L	74-76
Jan. 9	at James Madison*	L	82-98

Jan. 11	at Richmond*	L	65-74
Jan. 16	American*	L	64-89
Jan. 18	George Mason*	W	68-64
Jan. 21	Florida Atlantic	W	74-60
Jan. 25	at Old Dominion*	L	60-80
Jan. 27	William & Mary*	L	65-81
Jan. 30	at UNC Wilmington*	L (2ot)	72-77
Feb. 1	at Alabama	L	54-59
Feb. 6	James Madison*	W	58-57
Feb. 8	Richmond*	L	63-72
Feb. 13	at George Mason*	W	81-51
Feb. 15	at American*	L	57-67
Feb. 18	Virginia Tech	W	66-49
Feb. 20	Old Dominion*	L	60-73
Feb. 24	at William & Mary*	W	74-53
Feb. 27	UNC Wilmington*	L	66-79

#### CAA Tournament - Richmond, Va.

March 6	Old Dominion	W	73-67
March 7	UNC Wilmington	W	55-50
March 8	James Madison	W	54-49

#### NCAA Tournament - Winston-Salem, N.C.

March 18	North Carolina	L	65-85
----------	----------------	---	-------

## ■ 1993-94

15-12, 7-7 CAA

Head Coach: Eddie Payne

Nov. 29	at Charlotte	L	62-85
Dec. 3	Columbia (36)	W	78-51
Dec. 4	at Mount St. Mary's (36)	L	70-75
Dec. 6	Campbell	W	73-55
Dec. 16	Furman	W	92-61
Dec. 18	at Campbell	W (ot)	75-72
Dec. 22	Appalachian State	W	79-58
Dec. 30	Eastern Michigan (37)	W	76-69
Dec. 31	at Wis.-Green Bay (37)	L	43-60
Jan. 3	Western Carolina	W	82-67
Jan. 8	American*	W	77-65
Jan. 10	George Mason*	W	86-72
Jan. 15	at Old Dominion*	L	62-79
Jan. 17	Fairfield	W	77-65
Jan. 19	at William & Mary*	L	82-86
Jan. 22	at Richmond*	L	72-80
Jan. 26	James Madison*	L	68-70
Jan. 29	UNC Wilmington*	W	64-61
Feb. 2	at Furman	L	80-85
Feb. 5	at George Mason*	W	83-75
Feb. 7	at American*	W	73-62
Feb. 12	Old Dominion*	L	72-75
Feb. 14	William & Mary*	W	80-63
Feb. 19	at James Madison*	L	74-79
Feb. 23	Richmond*	W (ot)	81-77
Feb. 26	at UNC Wilmington*	L	76-85

#### CAA Tournament - Richmond, Va.

March 5	Richmond	L	55-58
---------	----------	---	-------

## ■ 1994-95

18-11 overall, 7-7 CAA

Head Coach: Eddie Payne

Nov. 26	Angelo State (38)	W	89-54
Nov. 28	at Appalachian State	W	80-78
Dec. 3	at Georgia Tech	L	74-100

Dec. 6	at Campbell (2)	L	56-74
Dec. 10	at Western Carolina	W	78-69
Dec. 19	Eastern Illinois (39)	W	69-63
Dec. 20	Northern Arizona (39)	W	78-56
Dec. 30	at East Tennessee State	W	77-68
Jan. 4	at SW Missouri State	L	38-51
Jan. 6	East Tennessee State	W	80-76
Jan. 9	at William & Mary*	L	73-80
Jan. 11	Illinois State	W	64-57
Jan. 14	James Madison*	L (ot)	69-71
Jan. 16	Campbell	W	94-70
Jan. 18	Richmond*	W	69-67
Jan. 21	at George Mason*	W	84-70
Jan. 23	at American*	W	81-72
Jan. 26	Coastal Carolina	W	85-62
Jan. 28	at UNC Wilmington*	L	57-65
Jan. 31	at Old Dominion*	L	66-69
Feb. 4	American*	L	65-79
Feb. 6	George Mason*	W	84-82
Feb. 11	at Richmond*	W	59-58
Feb. 15	at James Madison*	L	87-92
Feb. 18	William & Mary*	W	85-53
Feb. 20	Old Dominion*	L	73-81
Feb. 22	Charlotte	W	89-77
Feb. 25	UNC Wilmington*	W	62-46

#### CAA Tournament - Richmond, Va.

March 4	American	L	67-75
---------	----------	---	-------

## ■ 1995-96

17-11 overall, 8-8 CAA

Head Coach: Joe Dooley

Nov. 25	Elon	W	89-74
Dec. 2	at Charlotte	L	65-80
Dec. 4	at Wofford	W	68-58
Dec. 9	at Coastal Carolina	W	74-62
Dec. 18	Campbell	W	62-57
Dec. 20	Colorado State	W (ot)	80-72
Dec. 23	Missouri State	W (ot)	62-59
Dec. 30	at Illinois State	L	52-64
Jan. 4	at James Madison*	W	62-56
Jan. 6	at George Mason*	L	76-80
Jan. 9	Appalachian State	W	63-39
Jan. 13	VCU*	W	73-72
Jan. 16	at American*	L	75-85
Jan. 20	Old Dominion*	W	72-67
Jan. 24	Richmond*	W	66-58
Jan. 27	UNC Wilmington	W	45-44
Jan. 29	at William & Mary*	W	71-65
Jan. 31	at Richmond*	W	66-58
Feb. 3	American*	L	73-89
Feb. 5	George Mason*	L	78-92
Feb. 10	at VCU*	L	71-80
Feb. 14	William & Mary*	W	88-78
Feb. 19	Wofford	W	79-60
Feb. 21	James Madison*	L	70-72
Feb. 24	at UNC Wilmington*	L	45-67
Feb. 26	at Old Dominion*	L	57-81

#### CAA Tournament - Richmond, Va.

March 2	American	W	76-60
March 3	at VCU	L	60-75

## ■ 1996-97

**17-10 overall, 9-7 CAA**

**Head Coach: Joe Dooley**

Nov. 23	at Fairfield	W	81-64
Nov. 26	at Appalachian State	W	57-48
Nov. 30	Boston University (40)	L	66-68
Dec. 2	at Campbell	W	83-60
Dec. 4	Jacksonville State	W	64-49
Dec. 14	Southwestern La.	W	65-56
Dec. 17	at Georgia	L	60-73
Dec. 19	St. Joseph's	W	68-64
Dec. 28	Armstrong State	W	77-54
Jan. 2	William & Mary*	W	77-58
Jan. 4	American*	W	66-60
Jan. 6	George Mason*	W	80-74
Jan. 11	at Old Dominion*	L	70-79
Jan. 15	at VCU*	W	65-61
Jan. 18	Richmond*	W	69-64
Jan. 21	James Madison*	L	55-59
Jan. 25	at UNC Wilmington*	L	51-57
Jan. 29	Old Dominion*	W	78-63
Feb. 1	at George Mason*	W	85-81
Feb. 3	at American*	L	61-63
Feb. 10	at Jacksonville State	W	82-54
Feb. 12	VCU*	L (ot)	66-73
Feb. 15	at James Madison*	L	60-63
Feb. 17	at Richmond*	L	70-78
Feb. 22	UNC Wilmington*	W	57-53
Feb. 24	at William & Mary*	W	59-58

**CAA Tournament - Richmond, Va.**

March 1	James Madison	L (2ot)	67-79
---------	---------------	---------	-------

## ■ 1997-98

**10-17 overall, 5-11 CAA**

**Head Coach: Joe Dooley**

Nov. 15	at West Virginia	L	66-87
Nov. 18	at Saint Louis	L	58-70
Nov. 22	at UNC Asheville	L	61-69
Nov. 25	at St. Joseph's	W	81-78
Nov. 29	Ferrum	W	85-46
Dec. 6	Campbell	W	74-62
Dec. 8	at SW Louisiana.	W	67-64
Dec. 13	Georgia	L	54-55
Dec. 20	UNC Asheville	L	57-61
Jan. 3	at George Mason*	L	51-66
Jan. 5	at American*	L	63-76
Jan. 7	at James Madison*	W	90-60
Jan. 10	William & Mary*	L	63-72
Jan. 14	Liberty	W	74-63
Jan. 17	Richmond*	W	77-67
Jan. 22	at VCU*	L	54-60
Jan. 24	UNC Wilmington*	L	52-63
Jan. 28	Old Dominion*	W	85-71
Feb. 2	George Mason*	L (ot)	73-79
Feb. 4	at Richmond*	L	64-79
Feb. 7	VCU*	W	83-79
Feb. 9	American*	W	72-62
Feb. 14	at Old Dominion*	L	61-66
Feb. 16	James Madison*	L	51-57
Feb. 18	at William & Mary*	L	69-74
Feb. 21	at UNC Wilmington*	L	74-84

**CAA Tournament - Richmond, Va.**

Feb. 25	at VCU*	L	62-65
---------	---------	---	-------

## ■ 1998-99

**13-14 overall, 7-9 CAA**

**Head Coach: Joe Dooley**

Nov. 14	at Jacksonville State	L	53-61
Nov. 21	vs. Campbell	W	77-49
Nov. 24	Louisiana-Lafayette	W	75-69
Nov. 28	at Liberty	W	80-56
Nov. 30	Appalachian State	L	67-68
Dec. 5	American*	W	64-58
Dec. 8	at Wis.-Green Bay	L	36-63
Dec. 12	Evansville	W	82-79
Dec. 19	at South Carolina	W	56-34
Dec. 22	at Georgia	L	65-82
Dec. 28	Francis Marion	W	75-65
Jan. 2	at Richmond*	L	60-83
Jan. 6	VCU*	W	71-66
Jan. 9	at James Madison*	L (ot)	57-73
Jan. 13	Old Dominion*	L	51-54
Jan. 16	at William & Mary*	L	66-69
Jan. 18	George Mason*	W	60-58
Jan. 23	at UNC Wilmington*	L	59-70
Jan. 30	William & Mary*	W	61-56
Feb. 1	at Old Dominion*	W	67-62
Feb. 3	James Madison*	L	61-64
Feb. 10	at VCU*	L	66-69
Feb. 13	at American*	W	59-53
Feb. 17	Richmond*	W	64-48
Feb. 20	UNC Wilmington*	L	45-59

**CAA Tournament - Richmond, Va.**

Feb. 26	Old Dominion	L (2ot)	62-65
---------	--------------	---------	-------

## ■ 1999-2000

**10-18 overall, 5-11 CAA**

**Head Coach: Bill Herrion**

Nov. 19	at Robert Morris	L	53-58
Nov. 23	Wis.-Green Bay	W	68-54
Nov. 27	at La.-Lafayette	L	64-70
Dec. 1	Old Dominion*	W	59-57
Dec. 4	at James Madison*	L	57-60
Dec. 8	at Appalachian State	L	73-82
Dec. 11	at Evansville	L	63-68
Dec. 18	Jacksonville State	L	53-69
Dec. 20	West Virginia	L	76-87
Dec. 28	Presbyterian	W	86-52
Dec. 31	at Fairfield	W (ot)	92-89
Jan. 4	Mount St. Mary's	W	72-49
Jan. 6	at Belmont	W	66-54
Jan. 8	William & Mary*	W	83-62
Jan. 12	Richmond*	L	55-59
Jan. 15	at American*	L	64-72
Jan. 17	at George Mason*	L	66-75
Jan. 22	UNC Wilmington*	W	65-57
Jan. 26	at VCU*	L	56-67
Jan. 31	American*	W	62-59
Feb. 5	James Madison*	L	55-62
Feb. 9	at William & Mary*	L	55-65
Feb. 12	at Richmond*	L	54-75
Feb. 16	at Old Dominion*	W	62-60

Feb. 19	VCU*	L	65-73
Feb. 21	George Mason*	L	65-72
Feb. 26	at UNC Wilmington*	L	55-70

**CAA Tournament - Richmond, Va.**

March 3	vs. American	L	54-74
---------	--------------	---	-------

## ■ 2000-01

**14-14 overall, 6-10 CAA**

**Head Coach: Bill Herrion**

Nov. 17	vs. Arkansas State (41)	W	86-72
Nov. 18	at Marist (41)	W	81-73
Nov. 22	Robert Morris	W	72-61
Nov. 25	at Saint Louis	L	54-90
Nov. 29	Belmont	W	100-88
Dec. 2	vs. Radford (42)	L	56-63
Dec. 6	at James Madison*	L	79-72
Dec. 16	Appalachian State	W	79-62
Dec. 18	at Mount St. Mary's	W	73-66
Dec. 21	Presbyterian	W	65-61
Dec. 28	UNC Greensboro	W	104-92
Dec. 30	at UCF	L	81-88
Jan. 3	William & Mary*	W	82-64
Jan. 6	at VCU*	L (ot)	81-84
Jan. 9	Richmond*	W	58-50
Jan. 13	at UNC Wilmington*	L	66-73
Jan. 17	Old Dominion*	W (ot)	68-63
Jan. 20	at American*	W (ot)	74-64
Jan. 22	at George Mason*	L	62-104
Jan. 27	VCU*	W (ot)	87-84
Jan. 30	at Old Dominion*	L	63-65
Feb. 3	George Mason*	L	74-77
Feb. 5	James Madison*	L	51-69
Feb. 10	American*	W	55-53
Feb. 14	at Richmond*	L	71-82
Feb. 17	UNC Wilmington*	L	69-78
Feb. 19	at Birm. Southern	L (2ot)	74-76
Feb. 24	at William & Mary*	L	60-63

## ■ 2001-02

**12-16, 5-11 Conference USA**

**Head Coach: Bill Herrion**

Nov. 14	Rutgers (43)	W	79-74
Nov. 15	Northwestern (43)	W	71-68
Nov. 16	at N.C. State (43)	L	47-71
Nov. 19	at Appalachian State	L	87-93
Nov. 24	UCF	L	72-82
Nov. 29	at Virginia Tech	L	62-90
Dec. 5	at UNC Greensboro	L	54-56
Dec. 8	Old Dominion	L	52-53
Dec. 15	USC Spartanburg	W	64-52
Dec. 20	Middle Tennessee State	W	81-71
Dec. 22	Radford	W (2ot)	90-86
Jan. 2	Lees-McRae	W	85-44
Jan. 5	Cincinnati*	L	62-72
Jan. 8	at UAB*	L	54-63
Jan. 12	Charlotte*	L	75-84
Jan. 16	Louisville*	W	87-77
Jan. 19	at Saint Louis*	L	72-85
Jan. 23	DePaul	L	58-80
Jan. 26	at Charlotte*	L	52-87
Jan. 29	at Cincinnati*	L	48-75

Feb. 2	Saint Louis*	W	69-63
Feb. 6	at Marquette*	L	58-70
Feb. 9	at DePaul*	L	51-62
Feb. 12	Southern Miss*	W	61-58
Feb. 16	Birmingham Southern	W	73-61
Feb. 19	at Louisville*	L	42-75
Feb. 23	Houston*	W	63-46
Feb. 26	Marquette*	W	51-46
March 2	at TCU*	L	63-66

#### **C-USA Tournament - Cincinnati, Ohio**

March 6	Houston	L	49-58
---------	---------	---	-------

## ■ 2002-03

### **12-15 overall, 3-13 Conference USA**

**Head Coach: Bill Herrion**

Nov. 22	at Middle Tennessee State	W	65-63
Nov. 24	Mississippi	W	65-58
Nov. 30	William & Mary	W	66-51
Dec. 3	at Radford	W	89-42
Dec. 7	at Old Dominion	W	75-67
Dec. 9	Virginia Tech	W	76-60
Dec. 14	Mount Olive	W	90-62
Dec. 19	George Mason	L	56-66
Dec. 21	Campbell (2)	W	86-61
Dec. 23	at Coastal Carolina	L	71-90
Dec. 30	Marquette*	W	73-70
Jan. 3	UNC Pembroke	W	93-47
Jan. 11	at Charlotte*	L	62-83
Jan. 16	Louisville**	L	70-87
Jan. 19	at DePaul*	L	42-55
Jan. 22	Cincinnati*	L	53-59
Jan. 25	USF*	W (Zot)	68-62
Jan. 29	at Marquette*	L	48-80
Feb. 1	at Tulane*	L	56-67
Feb. 3	at Memphis*	L	49-73
Feb. 8	Southern Miss*	W	60-57
Feb. 15	at Saint Louis*	L	42-56
Feb. 18	DePaul*	L	63-77
Feb. 22	Charlotte*	L	66-71
Feb. 26	at Cincinnati*	L	52-53
March 1	at Louisville*	L	76-82
March 8	Saint Louis*	L	48-58

## ■ 2003-04

### **13-14, 5-11 Conference USA**

**Head Coach: Bill Herrion**

Nov. 22	Campbell	W	93-54
Nov. 25	UNC Pembroke	W	100-59
Nov. 29	Coastal Carolina	W	76-59
Dec. 2	at George Mason	L	65-76
Dec. 10	North Carolina A&T	W	86-53
Dec. 19	Gardner-Webb	W	76-59
Dec. 23	Hampton	W	77-53
Dec. 27	vs. Virginia Tech (30)	W	74-67
Dec. 30	Radford	W	87-50
Jan. 3	at Mississippi	L	49-65
Jan. 7	UAB*	L	68-71
Jan. 10	at Charlotte*	L	69-85
Jan. 15	Louisville*	L	66-76
Jan. 17	at Houston*	L	53-55
Jan. 24	at Saint Louis*	L	47-70

Jan. 28	at Cincinnati*	L	57-80
Jan. 31	DePaul*	L	65-70
Feb. 3	at USF*	W	59-57
Feb. 7	Charlotte*	L (ot)	90-96
Feb. 11	Memphis*	L	73-79
Feb. 14	at UAB*	L	69-72
Feb. 18	Tulane*	W	76-66
Feb. 21	TCU*	W	75-70
Feb. 28	USF*	W	69-60
March 3	at Marquette*	L	73-77
March 6	at Southern Miss*	W	63-50

#### **C-USA Tournament - Cincinnati, Ohio**

March 10	vs. Louisville	L	54-61
----------	----------------	---	-------

## ■ 2004-05

### **9-19 overall, 4-12 Conference USA**

**Head Coach: Bill Herrion**

Nov. 17	Pepperdine (43)	W	80-58
Nov. 18	Oregon State (43)	W	66-64
Nov. 19	at N.C. State (43)	L	66-100
Nov. 23	at Gardner-Webb	L	60-90
Nov. 28	Belmont Abbey	W	77-50
Dec. 1	Toledo	W	73-71
Dec. 7	at Western Carolina	L	72-77 (ot)
Dec. 12	Old Dominion	L	50-51
Dec. 17	Winthrop	L	55-70
Dec. 20	South Carolina (44)	L	53-57
Dec. 29	at Clemson	L	40-74
Jan. 3	St. Andrews	W	88-40
Jan. 5	USF*	L	71-72
Jan. 8	at Charlotte*	L	60-72
Jan. 12	Cincinnati*	L	78-84
Jan. 15	UAB*	L	64-76
Jan. 19	at Louisville*	L	41-92
Jan. 22	at DePaul*	L	56-77
Jan. 26	Saint Louis*	W	60-53
Jan. 29	Charlotte*	W	54-51
Feb. 2	at Memphis*	L	66-72
Feb. 5	at TCU*	L	59-71
Feb. 12	Marquette*	L (ot)	69-71
Feb. 16	at UAB*	W	67-64
Feb. 19	at USF*	L	50-60
Feb. 23	Southern Miss*	W	77-66
Feb. 26	Houston*	L	72-76
March 5	at Tulane*	L	71-77

## ■ 2005-06

### **8-20 overall, 2-12 Conference USA**

**Head Coach: Ricky Stokes**

Nov. 18	North Carolina A&T	W	67-60
Nov. 22	Gardner-Webb	L	72-77
Nov. 26	Wofford	W (ot)	70-68
Nov. 30	at Wofford	W	66-62
Dec. 3	at Old Dominion	L	53-79
Dec. 6	UNC Greensboro	L	70-78
Dec. 10	Western Carolina	L	48-56
Dec. 18	at Winthrop	L	48-70
Dec. 21	at Toledo	L	62-73
Dec. 28	Limestone	W	87-54
Dec. 31	UNC Wilmington	W	82-69
Jan. 3	at Wake Forest	L	54-58

Jan. 7	St. Paul's	W	80-74
Jan. 11	Memphis*	L	67-77
Jan. 14	at UTEP*	L	45-58
Jan. 18	SMU*	L (ot)	70-74
Jan. 21	at Tulane*	L	52-60
Jan. 25	UCF*	L	59-64
Jan. 28	Tulsa*	W	59-45
Feb. 1	at Marshall*	L	66-72
Feb. 4	Houston*	L (ot)	60-64
Feb. 11	at UAB*	L	64-72
Feb. 15	at Rice*	L	54-62
Feb. 18	Marshall*	W	63-59
Feb. 22	at UCF*	L	49-69
Feb. 25	Tulane*	L	53-66
March 4	at Southern Miss*	L	56-74

#### **C-USA Tournament - Memphis, Tenn.**

March 8	vs. UCF	L	52-65
---------	---------	---	-------

## ■ 2006-07

### **6-24 overall, 1-15 Conference USA**

**Head Coach: Ricky Stokes**

Nov. 11	Morgan State	W	86-67
Nov. 14	at Richmond	L (ot)	67-71
Nov. 18	at UNC Greensboro	W	72-64
Nov. 21	Limestone	W	80-54
Nov. 26	NC Central	W	68-47
Dec. 2	at Liberty	L	56-64
Dec. 5	at UNC Wilmington	L	44-59
Dec. 9	USF	L	52-65
Dec. 18	at Morgan State	L	70-76
Dec. 21	Winthrop	L	50-69
Dec. 28	at NC State	L	57-64
Jan. 1	at Wake Forest	L	65-81
Jan. 6	Chowan	W	68-50
Jan. 10	at Tulsa*	L	49-67
Jan. 13	Rice*	L	47-64
Jan. 17	Tulane*	L	56-65
Jan. 20	Memphis*	L	44-61
Jan. 24	at Southern Miss*	L	72-83
Jan. 27	UAB*	L	42-58
Jan. 31	at Marshall*	L	52-56
Feb. 3	at Rice*	L	74-83
Feb. 7	UCF*	L	49-67
Feb. 10	at Houston*	L	59-83
Feb. 14	Southern Miss*	L	42-80
Feb. 17	at SMU*	L	42-65
Feb. 21	Marshall*	L	51-54
Feb. 24	UTEP*	W	79-78
Feb. 28	at Tulane*	L	72-88
March 3	at UCF*	L	64-77

#### **C-USA Tournament - Memphis, Tenn.**

March 7	vs. Tulsa	L	50-65
---------	-----------	---	-------

## ■ 2007-08

### **11-19 overall, 5-11 Conference USA**

**Head Coach: Mack McCarthy**

Nov. 10	Limestone	W	78-60
Nov. 13	Richmond	L (ot)	65-67
Nov. 17	Liberty	L	53-55
Nov. 20	NC Wesleyan	W	88-69
Nov. 24	at USF	L	67-81



Nov. 28	Winthrop	L	57-72
Dec. 2	George Mason (45)	W	68-65
Dec. 5	Clemson	L	67-82
Dec. 8	NC State	W	75-69
Dec. 22	UNC Wilmington	L	67-71
Dec. 29	Lee	L	75-77
Jan. 2	Coastal Carolina	W	89-64
Jan. 5	NC Central	W	79-62
Jan. 9	at Memphis*	L	58-99
Jan. 16	Marshall*	W	75-62
Jan. 19	UCF*	L	66-71
Jan. 23	at UAB*	L	59-77
Jan. 26	Tulane*	L	56-72
Feb. 2	at Southern Miss*	L	66-92
Feb. 6	Rice*	W	64-45
Feb. 9	at Marshall*	L	49-83
Feb. 13	Tulsa*	L	61-66
Feb. 16	Southern Miss*	L	62-72
Feb. 20	at UCF*	L	75-110
Feb. 23	at UTEP*	L	62-91
Feb. 27	SMU*	W	82-54
March 1	Houston*	W	84-83
March 5	at Rice*	W	75-68
March 8	at Tulane*	L	75-77

#### **C-USA Tournament - Memphis, Tenn.**

March 12	vs. Tulsa	L	49-66
----------	-----------	---	-------

## **2008-09**

### **13-17, 5-11 Conference USA**

**Head Coach: Mack McCarthy**

Nov. 14	Coker	W	71-56
Nov. 16	St. Andrews	W	94-58
Nov. 19	Campbell	W	86-65
Nov. 22	George Mason	L	71-77
Nov. 25	VCU	W (ot)	93-90
Nov. 29	at Winthrop	W	63-60
Dec. 3	at UNC Wilmington	W	99-85
Dec. 6	Limestone	W	69-43
Dec. 13	UNC Greensboro	W	97-53
Dec. 17	at N.C. State	L	76-87
Dec. 22	Wake Forest	L	54-95
Dec. 28	at Coastal Carolina	L	55-63
Jan. 3	at Clemson	L	66-79
Jan. 7	Tulane*	W	69-66
Jan. 10	at Marshall*	L	64-72
Jan. 17	UTEP*	L	67-88
Jan. 21	at Houston*	L	67-85
Jan. 24	at SMU*	W	80-74
Jan. 28	Memphis*	L	64-85
Jan. 31	at Rice*	L	70-76
Feb. 4	Southern Miss*	W	82-79
Feb. 7	UCF*	W	89-75
Feb. 11	at Tulane*	L	64-73
Feb. 14	Rice*	W (ot)	91-88
Feb. 17	at Southern Miss*	L	59-69
Feb. 21	at Tulsa*	L	62-72
Feb. 25	Marshall*	L	62-76
Feb. 28	UAB*	L	62-82
March 7	at UCF*	L	71-74

#### **C-USA Tournament - Memphis, Tenn.**

March 11	Tulane	L	59-69
----------	--------	---	-------

## **2009-10**

### **10-21, 4-12 Conference USA**

**Head Coach: Mack McCarthy**

Nov. 13	UVA-Wise	W	77-60
Nov. 15	vs. Wake Forest (46)	L	58-89
Nov. 17	at Campbell	L	68-74
Nov. 20	vs. Tennessee (47)	L	66-105
Nov. 21	vs. Northern Iowa (47)	L	68-74
Nov. 23	vs. S. Dakota St. (47)	W	82-73
Nov. 28	at UNC Greensboro	W	82-61
Dec. 2	at Charlotte	L	68-80
Dec. 5	Coker	W	69-63
Dec. 16	Clemson	L	63-80
Dec. 19	St. Andrews	W	74-69
Dec. 22	George Washington	L (ot)	80-84
Dec. 29	at VCU	L	74-82
Jan. 3	N.C. Central	W	68-58
Jan. 6	at UAB*	L	68-76
Jan. 9	Marshall*	L	65-83
Jan. 13	at Memphis	L	57-77
Jan. 16	Houston*	L	55-74
Jan. 23	at Southern Miss*	L	53-68
Jan. 24	at Tulane*	W	61-46
Jan. 30	Rice*	L	58-69
Feb. 2	UCF*	L	56-67
Feb. 6	at Marshall*	L	49-100
Feb. 10	Tulane*	W	71-68
Feb. 13	at UTEP*	L	76-100
Feb. 20	at Rice*	W	76-65
Feb. 24	SMU*	L	54-59
Feb. 27	Tulsa*	L	73-85
March 2	at UCF*	W	68-66
March 6	Southern Miss*	L	65-75

#### **C-USA Tournament - Tulsa, Okla.**

March 10	Houston	L	80-93
----------	---------	---	-------

## **2010-11**

### **18-16, 8-8 Conference USA**

**Head Coach: Jeff Lebo**

Nov. 12	Erskine	W	74-46
Nov. 15	Campbell	W	76-63
Nov. 18	N.C. State (48)	L	65-85
Nov. 19	Charlotte (48)	L	63-74
Nov. 21	USC Upstate (48)	W	75-67
Nov. 24	Lenoir-Rhyne	W	71-48
Nov. 27	UNC Greensboro	W	81-53
Dec. 1	Charlotte	W	62-61
Dec. 4	Fayetteville State	W	91-70
Dec. 7	Old Dominion	L	68-81
Dec. 18	at Coastal Carolina	L	58-59
Dec. 22	at George Washington	L	80-82
Dec. 29	at Clemson	L	59-71
Jan. 3	at N.C. Central	W	58-50
Jan. 8	at Memphis*	L	58-61
Jan. 15	Tulane*	W	76-67
Jan. 17	UAB*	L	59-66
Jan. 19	at UCF*	W	74-62
Jan. 22	at Marshall*	W	82-81
Jan. 26	Southern Miss*	L	77-84
Jan. 29	Houston	W	74-70
Feb. 2	at SMU*	L	41-46

Feb. 5	UCF*	W	68-61
Feb. 12	Marshall*	L	65-78
Feb. 16	at Tulsa*	L	67-86
Feb. 19	at Southern Miss*	L	55-72
Feb. 23	UTEP*	W	83-76
Feb. 26	at Rice*	W	71-68
March 2	Memphis*	W	68-57
March 5	at UAB*	L	48-66

#### **C-USA Tournament - El Paso, Texas**

March 9	UCF	W	75-60
March 10	UAB	W (ot)	75-70
March 11	Memphis	L	56-76

#### **Collegelsider.com Postseason Tournament**

March 15	Jacksonville	L (ot)	66-71
----------	--------------	--------	-------

## **2011-12**

### **15-16, 5-11 Conference USA**

**Head Coach: Jeff Lebo**

Nov. 11	Milligan	W	101-45
Nov. 14	at Campbell	L	74-76
Nov. 17	Coker	W	63-50
Nov. 22	vs. Appalachian State (49)	W	67-47
Nov. 26	Chowan	W	78-62
Nov. 29	at Old Dominion	L	58-63
Dec. 3	Charlotte	L	64-76
Dec. 6	Massachusetts	L	58-63
Dec. 16	at UNC Greensboro	W	71-62
Dec. 19	Coastal Carolina	W	76-51
Dec. 22	Gardner-Webb	W	69-55
Dec. 29	N.C. Central	W	84-76
Dec. 31	Virginia-Wise	W	91-56
Jan. 4	at Southern Miss*	L	76-78
Jan. 7	UCF*	L	63-81
Jan. 14	TULSA*	L	67-70
Jan. 18	at UTEP*	L	56-70
Jan. 21	at Houston*	L	76-82
Jan. 25	Southern Miss*	L	60-72
Jan. 28	at UAB*	W	73-66
Feb. 1	SMU*	W	62-43
Feb. 4	Rice*	W	82-68
Feb. 8	Memphis*	L	59-70
Feb. 11	at Marshall*	L	68-78
Feb. 18	at UCF*	L	55-64
Feb. 22	at Memphis*	L	47-70
Feb. 25	UAB*	L	57-61
Feb. 29	Marshall*	W (ot)	69-68
March 3	at Tulane	W	66-49

#### **C-USA Tournament - Memphis, Tenn.**

March 7	Rice	W	68-66
March 8	Southern Miss	L (ot)	78-81

## **2012-13**

### **23-12, 9-7 Conference USA**

**CIT Champions**

**Head Coach: Jeff Lebo**

Nov. 10	Washington & Lee	W	72-50
Nov. 13	Methodist	W	87-51
Nov. 16	UNCG	W	76-73
Nov. 20	Appalachian State	W	82-72
Nov. 26	at Georgia State	W	62-53
Dec. 1	at Charlotte	L	64-76

Dec. 4	St. Andrews	W	111-59
Dec. 15	at North Carolina	L	87-93
Dec. 18	Gardner-Webb	W	62-60
Dec. 22	at Massachusetts	L	81-88
Dec. 29	Norfolk State	W	74-63
Jan. 2	Campbell	L (ot)	81-86
Jan. 5	N.C. Wesleyan	W	91-60
Jan. 9	at Memphis*	L	54-67
Jan. 12	UCF*	W (ot)	88-85
Jan. 16	Houston*	W	89-78
Jan. 19	at Marshall*	L	56-77
Jan. 23	at UAB*	W	91-85
Jan. 26	UTEP*	L	67-68
Jan. 30	Memphis*	L	68-75
Feb. 2	at Rice*	W	79-63
Feb. 9	at UCF*	L	73-83
Feb. 13	UAB*	W	74-61
Feb. 16	Southern Miss*	L (ot)	82-86
Feb. 20	at Tulsa*	W	72-63
Feb. 23	at SMU*	W	72-69
March 2	at Southern Miss*	L	69-88
March 6	Tulane*	W	88-85
March 9	Marshall*	W	86-79

#### **C-USA Tournament - Tulsa, Okla.**

March 14	Tulsa	L	72-79
----------	-------	---	-------

#### **Colleg Insider.com Postseason Tournament**

March 19	Savannah State	W	66-65
March 23	Rider	W	75-54
March 26	Loyola (Md.)	W	70-58
March 30	Evansville	W	81-58
Apr. 2	at Weber State	W	77-74

## 2013-14

#### **17-17, 5-11 Conference USA**

**Head Coach: Jeff Lebo**

Nov. 8	N.C. Wesleyan	W	97-51
Nov. 12	at UNCG	W	85-84
Nov. 14	Chowan	W	95-45
Nov. 18	vs. Norfolk State (50)	W	76-74
Nov. 19	at Duke (50)	L	74-83
Nov. 25	vs. McNeese State (51)	W	91-62
Nov. 26	vs. UNC Asheville (51)	W	81-70
Dec. 1	UNC Wilmington	L	68-70
Dec. 3	Fayetteville State	W	96-78
Dec. 8	Mount Olive	W	77-75
Dec. 14	N.C. A&T	W	84-71
Dec. 19	VMI	W	103-94
Dec. 21	at NC State	L	79-90
Dec. 29	Georgia State	L	82-89
Jan. 2	at Campbell	W	79-71
Jan. 11	Old Dominion*	L	70-81
Jan. 16	at Florida Atlantic*	L	67-78
Jan. 18	at FIU*	L	64-68
Jan. 23	Tulane*	L	54-59
Jan. 25	Southern Miss*	L	46-60
Jan. 30	at Middle Tennessee*	L	67-84
Feb. 1	at UAB*	W	74-67
Feb. 6	UTEP*	L	47-58
Feb. 8	UTSA*	W	81-71
Feb. 13	at Tulsa*	L	58-76
Feb. 15	at North Texas*	L	51-53

Feb. 20	Louisiana Tech*	W	75-68
Feb. 22	Rice*	W	67-55
Feb. 27	Charlotte*	W	75-68
March 2	at Marshall*	L	61-64
March 6	at Old Dominion*	L	47-68

#### **C-USA Tournament - El Paso, Texas.**

March 11	UTSA	W	79-76
----------	------	---	-------

March 12	at UTEP	L	68-77
----------	---------	---	-------

#### **Colleg Insider.com Postseason Tournament**

March 18	Wright State	L	59-73
----------	--------------	---	-------

## 2014-15

#### **14-19, 6-12 American Athletic Conference**

**Head Coach: Jeff Lebo**

Nov. 14	N.C. Wesleyan	W	99-81
Nov. 16	UNC Asheville	L	79-83
Nov. 20	Virginia-Lynchburg	W	92-51
Nov. 25	vs. Green Bay (52)	L	49-66
Nov. 26	vs. Fresno State (52)	W	58-52
Nov. 27	vs. Hawaii (52)	L	73-75
Nov. 30	Central Connecticut St.	W	74-59
Dec. 3	at Florida Atlantic	L	63-72
Dec. 7	at North Carolina	L	64-108
Dec. 13	James Madison	W	70-58
Dec. 20	at UNC Wilmington	L	54-66
Dec. 22	Florida A&M	W	75-57
Dec. 28	UNCG	W	71-50
Dec. 31	Tulane*	L	59-67
Jan. 3	at USF*	L	50-58
Jan. 6	at Cincinnati*	L	48-69
Jan. 14	Houston*	W	66-61
Jan. 17	at SMU*	L	54-77
Jan. 24	Tulsa*	L	64-66
Jan. 28	at Memphis*	L	58-70
Feb. 1	Cincinnati*	W	50-46
Feb. 4	at Connecticut*	L	52-65
Feb. 7	UCF*	W	67-49
Feb. 10	Memphis*	W	64-53
Feb. 14	at Temple*	L	53-66
Feb. 18	at Tulsa*	L	58-69
Feb. 21	USF*	W	73-60
Feb. 25	Connecticut*	L	49-60
Feb. 28	at UCF*	W	71-66
March 5	Temple*	L	56-70
March 8	at Houston*	L	54-72

#### **The American Championship - Hartford, Conn.**

March 12	vs. UCF	W (ot)	81-80
----------	---------	--------	-------

March 13	vs. SMU	L	68-74
----------	---------	---	-------

## 2015-16

#### **12-20, 4-14 American Athletic Conference**

**Head Coach: Jeff Lebo**

Nov. 13	Grambling State	W	61-53
Nov. 16	Charlotte	W	88-74
Nov. 20	at California	L	62-70
Nov. 23	at San Diego State	L	54-79
Nov. 26	Little Rock (53)	L	46-54
Nov. 27	Stetson (53)	W	93-73
Dec. 1	Florida Atlantic	W	74-48
Dec. 4	USC Upstate	W	82-71
Dec. 7	at College of Charleston	L	73-77

Dec. 13	N.C. A&T	W	71-60
Dec. 16	UNC Wilmington	W	78-73
Dec. 20	at James Madison	L	61-67
Dec. 22	South Carolina State	W	98-71
Jan. 2	UCF*	L	68-71
Jan. 5	at Tulsa*	L	43-55
Jan. 9	at Temple*	L	60-78
Jan. 13	SMU*	L	55-79
Jan. 16	at UCF*	L	69-89
Jan. 19	Tulsa*	L	69-84
Jan. 24	at Memphis*	W	84-83
Jan. 27	Temple*	W	64-61
Jan. 30	Houston*	L (2ot)	93-97
Feb. 7	at UConn*	L	67-85
Feb. 10	Tulane*	L (3ot)	92-100
Feb. 13	at Cincinnati*	L	60-75
Feb. 16	USF	L	52-69
Feb. 21	at SMU	L	63-74
Feb. 24	at Tulane	W	79-73
Feb. 27	Cincinnati	L	56-65
March 2	at USF	W	52-39
March 6	Memphis	L	53-83

#### **The American Championship - Orlando, Fla.**

March 10	vs. USF	L	66-71
----------	---------	---	-------

## 2016-17

#### **15-18, 6-12 American Athletic Conference**

**Head Coach: Jeff Lebo**

Nov. 11	Grambling State	W	72-57
Nov. 14	N.C. A&T	W	61-51
Nov. 17	at Charlotte	L	64-76
Nov. 20	Stetson	W	73-50
Nov. 22	Florida A&M	W	82-62
Nov. 25	vs. Mercer (54)	L	66-70
Nov. 26	vs. Air Force (54)	L	70-63
Nov. 29	Hampton	W	68-48
Dec. 3	N.C. Central	W	69-56
Dec. 6	at Virginia	L	53-76
Dec. 15	College of Charleston	L	35-53
Dec. 20	at UNCW	L	71-81
Dec. 22	Presbyterian	W	76-56
Dec. 28	USF*	W	60-49
Dec. 31	SMU*	L	44-75
Jan. 3	at UCF*	L	45-48
Jan. 7	at Temple*	L	62-81
Jan. 11	Houston*	L	58-74
Jan. 15	Cincinnati*	L	46-55
Jan. 22	at UConn*	L	65-72
Jan. 25	Tulsa*	W	69-66
Jan. 28	at Memphis*	L	50-57
Feb. 1	at SMU*	L	46-86
Feb. 4	Tulane*	W	74-65
Feb. 11	at USF*	L	57-64
Feb. 15	Temple*	W	78-64
Feb. 18	UCF*	L	58-61
Feb. 21	at Tulane*	W	76-73
Feb. 26	at Tulsa*	L	66-74
March 1	UConn*	W	66-62
March 5	at Houston*	L	51-73

#### **The American Championship - Hartford, Conn.**

March 9	vs. Temple	W	80-69
---------	------------	---	-------

March 10	vs. SMU	L	77-81
----------	---------	---	-------

## 2017-18

### 10-20, 4-14 American Athletic Conference

Head Coach: Jeff Lebo (2-4), Micheal Perry (8-16)

Nov. 12	Coppin State	W	76-50
Nov. 15	Radford	L	66-73
Nov. 17	Central Connecticut	L	68-79
Nov. 20	Cleveland State	W	72-69
Nov. 24	at Rutgers	L	47-61
Nov. 26	N.C. A&T	L	81-87
Nov. 30	UNCW	W (ot)	93-88
Dec. 2	Delaware State	W	63-57
Dec. 4	Campbell	W	69-66
Dec. 18	Charlotte	L	50-69
Dec. 21	Grambling State	W	76-68
Dec. 28	at Tulsa*	L	53-79
Dec. 31	UCF*	L	39-59
Jan. 3	at USF*	W	67-65
Jan. 6	at UConn*	L	65-70
Jan. 11	Wichita State*	L	60-95
Jan. 14	Houston*	L	49-65
Jan. 17	USF*	W	90-52
Jan. 20	at Cincinnati*	L	60-86
Jan. 28	at SMU*	L	61-86
Jan. 31	Tulane*	L (ot)	69-71
Feb. 3	Memphis*	W (ot)	88-85
Feb. 7	at Temple*	L	73-90
Feb. 14	at Tulane*	W	82-80
Feb. 18	UConn*	L	80-84
Feb. 22	SMU*	L	58-77
Feb. 25	at Houston*	L	58-109
March 1	Tulsa*	L	58-72
March 4	at Memphis*	L	70-90

### The American Championship - Orlando, Fla.

March 8	vs. UCF	L	52-66
---------	---------	---	-------



Johnathan Kerner helped Coach Joe Dooley's first Pirate squad win 17 games during the 1995-96 season.

## Legend

\* Conference Games; **D** – NAIA District 26 Tournament; **NS** – North State Conference Tournament; **CC** – Carolina's Conference Tournament; **NAIA** – NAIA National Championship Tournament; **1** – at Music City Invitational (Nashville, Tenn.); **2** at Fayetteville, N. C.; **3** – at Indiana University Classic (Bloomington, Ind.); **4** – at Kentucky Invitational Tournament (Lexington, Ky.); **5** – at Siena Invitational Tournament (Siena, N.Y.); **6** – at First Tulsa Classic (Tulsa, Okla.); **7** – at River City Shootout (Peoria, Ill.); **8** – at Bayou Classic (Lafayette, La.); **9** – at Show-Me Classic (Columbia, Mo.); **10** – at Mountaineer Classic (Charleston, W.Va.); **11** – at Raleigh, N.C.; **12** – at Iron Duke Classic (Durham, N.C.); **13** – at Elm City Classic (New Haven, Conn.); **14** – at Spider Classic (Richmond, Va.); **15** – at Wolfpack Classic (Reno, Nev.); **16** – at Hatter Classic (Deland, Fla.); **17** – at UConn Classic (Storrs, Conn.); **18** – at First Union Invitational (Charlotte, N.C.); **19** – Holiday Doubleheader (Raleigh, N.C.); **20** – at Tangerine Bowl Classic (Winter Park, Fla.); **21** – at UConn Classic (Storrs, Conn.); **22** – at Presidential Classic (Washington, D.C.); **23** – at Northeast Louisiana Tourn. (Monroe, La.); **24** – at Oral Roberts Tournament (Tulsa, Okla.); **25** – at Sunshine Classic (Tampa, Fla.); **26** – Eastern Carolina Classic (Greenville, N.C.); **27** – Lenoir-Rhyne Holiday Tournament (Hickory, N.C.); **28** – at Wilmington, N.C.; **29** – at Camp Lejeune, N.C.; **30** – at Norfolk, Va.; **31** – at Parris Island Christmas Tournament (Parris Island, S.C.); **32** – at Smithfield ECU Tournament (Smithfield, N.C.); **33** – at Chaminade Christmas Classic (Honolulu, Hawaii); **34** – at Boilermaker Invitational (West Lafayette, Ind.); **35** – at Toledo MVP Classic (Toledo, Ohio); **36** – at Hampton Inn Tip-Off Tournament (Emmitsburg, Md.); **37** – at Great Northern Classic (Green Bay, Wisc.); **38** – at J.H. Rose High School (Greenville, N.C.); **39** – at Aloha Classic (Honolulu, Hawaii); **40** – at Halifax, Nova Scotia; **41** – at MAAC Challenge (Poughkeepsie, N.Y.); **42** – at Roanoke, Va.; **43** – BCA Invitational (Raleigh, N.C.); **44** – at Coors Classic (Mobile, Ala.); **45** – BB&T Classic (Washington, D.C.); **46** – at Greensboro (N.C.) Coliseum; **47** – U.S. Virgin Islands Paradise Jam (St. Thomas, V.I.); **48** – Charleston Classic (Charleston, S.C.); **49** – at Time Warner Cable Arena (Charlotte, N.C.); **50** – NIT Season Tip-Off (Durham, N.C.); **51** – NIT Season Tip-Off (Kingston, R.I.); **52** – Gulf Coast Showcase (Estero, Fla.); **53** – Las Vegas Invitational (Las Vegas, Nev.); **54** – Savannah Invitational (Savannah, Ga.)

# Overtime Games

Date	Opponent	W/L	Score	OT(s)
Jan. 3, 1968	at George Washington	W	71-68	4OT
Feb. 19, 1968	THE CITADEL	W	81-76	OT
Dec. 28, 1968	VIRGINIA TECH	L	87-88	OT
Dec. 9, 1977	vs. LaSalle	L	95-96	2OT
Jan. 23, 1978	at Chattanooga	L	101-110	OT
Feb. 15, 1975	at William & Mary	W	68-66	2OT
Jan. 13, 1979	VCU	L	83-85	OT
Jan. 27, 1979	at Georgia Tech	W	66-64	OT
Jan. 30, 1979	WILLIAM & MARY	W	61-59	2OT
Feb. 3, 1979	OLD DOMINION	L	85-90	2OT
Feb. 7, 1979	at VCU	L	84-86	OT
Feb. 15, 1979	CHATTANOOGA	L	77-78	OT
Dec. 5, 1979	MAINE	W	67-65	OT
Feb. 9, 1980	ILLINOIS STATE	W	70-67	OT
March 1, 1980	WIS-MILWAUKEE	W	96-86	OT
Jan. 8, 1981	UNC ASHEVILLE	W	70-69	OT
Jan. 20, 1981	at Charlotte	W	65-64	OT
Jan. 26, 1981	BAPTIST COLLEGE	W	65-59	OT
Jan. 24, 1983	at UNC Wilmington	W	50-47	OT
Feb. 5, 1983	GEORGE MASON	L	58-59	2OT
Feb. 16, 1983	RICHMOND	W	79-75	2OT
Feb. 29, 1984	at Campbell	L	63-73	OT
Dec. 27, 1985	vs. Cornell	L	53-54	OT
Dec. 28, 1985	vs. Bucknell	L	61-68	OT
Dec. 17, 1986	at Campbell	W	88-77	OT
Jan. 18, 1988	AMERICAN	L	69-75	OT
Feb. 13, 1988	at Navy	L	88-90	2OT
Dec. 29, 1989	at Old Dominion	L	78-79	2OT
Jan. 15, 1990	at James Madison	L	63-67	2OT
Feb. 21, 1990	RICHMOND	W	81-78	OT
Jan. 13, 1992	at James Madison	L	77-81	OT
Jan. 20, 1992	at George Mason	L	78-81	OT
Feb. 22, 1992	at Old Dominion	L	83-89	OT
Dec. 19, 1992	at Toledo	W	72-61	OT
Jan. 2, 1993	at Virginia Tech	L	67-76	OT
Jan. 30, 1993	at UNC Wilmington	L	72-77	2OT
Dec. 18, 1993	CAMPBELL	W	75-72	OT
Feb. 23, 1994	RICHMOND	W	81-77	OT
Jan. 14, 1995	JAMES MADISON	L	69-71	OT
Dec. 20, 1995	COLORADO STATE	W	80-72	OT
Dec. 23, 1995	MISSOURI STATE	W	62-59	OT

Date	Opponent	W/L	Score	OT(s)
Feb. 12, 1997	VCU	L	66-73	OT
Feb. 2, 1998	GEORGE MASON	L	73-79	OT
Jan. 9, 1999	at James Madison	L	57-73	OT
Feb. 26, 1999	vs. Old Dominion#	L	62-65	2OT
Dec. 31, 1999	at Fairfield	W	92-89	OT
Jan. 6, 2001	at VCU	L	81-84	OT
Jan. 17, 2001	OLD DOMINION	W	68-63	OT
Jan. 20, 2001	at American	W	74-64	OT
Jan. 27, 2001	VCU	W	87-84	OT
Feb. 19, 2001	at Birmingham Southern	L	74-76	2OT
Dec. 22, 2001	RADFORD	W	90-85	2OT
Jan. 25, 2003	USF	W	68-62	2OT
Feb. 7, 2004	CHARLOTTE	L	90-96	OT
Dec. 7, 2004	at Western Carolina	L	72-77	OT
Feb. 12, 2005	MARQUETTE	L	69-71	OT
Nov. 26, 2005	WOFFORD	W	70-68	OT
Jan. 18, 2006	SMU	L	70-74	OT
Feb. 4, 2006	HOUSTON	L	60-64	OT
Nov. 14, 2006	at Richmond	L	67-71	OT
Nov. 13, 2007	RICHMOND	L	65-67	OT
Nov. 25, 2008	VCU	W	93-90	OT
Feb. 14, 2009	RICE	W	91-88	OT
Dec. 22, 2009	GEORGE WASHINGTON	L	80-84	OT
March 10, 2011	vs. UAB*	W	75-70	OT
March 15, 2011	JACKSONVILLE-	L	66-71	OT
Feb. 20, 2012	MARSHALL	W	69-68	OT
March 8, 2012	vs. Southern Miss*	L	78-81	OT
Jan. 2, 2013	CAMPBELL	L	81-86	OT
Jan. 12, 2013	UCF	W	88-85	OT
Feb. 16, 2013	SOUTHERN MISS	L	82-86	OT
March 12, 2015	vs. UCF!	W	81-80	OT
Jan. 30, 2016	HOUSTON	L	93-97	2OT
Feb. 10, 2016	TULANE	L	92-100	3OT
Nov. 30, 2017	UNCW	W	93-88	OT
Jan. 31, 2018	TULANE	L	69-71	OT
Feb. 3, 2018	MEMPHIS	W	88-85	OT

Overtime Games: 35-42

HOME GAMES IN ALL CAPS

# - CAA Tournament

\* - Conference USA Tournament

~ - CollegeInsider.com Postseason Tournament

! - The American Basketball Championship

# Vs. AP Ranked Opponents

# - Louisville, Ky.; % - Winston-Salem, N.C.; \$ - St. Thomas, U.S. Virgin Islands; @ - Hartford, Conn.; HOME GAMES IN ALL CAPS

Date	Rk.	Opponent	W/L	Score	Date	Rk.	Opponent	W/L	Score
Dec. 21, 1963	10	at Davidson	L	77-105	Mar. 18, 1993	4	North Carolina %	L	65-85.
Feb. 18, 1964	8	at Davidson	L	45-105	Dec. 3, 1994	20	at Georgia Tech	L	74-100
Jan. 28, 1965	6	at Davidson	L	68-82	Dec. 13, 1997	23	Georgia	L	54-55
Dec. 10, 1969	8	South Carolina	L	49-68	Jan. 5, 2002	13	Cincinnati	L	62-72
Jan. 13, 1970	8	Davidson	L	76-91	Jan. 29, 2002	4	at Cincinnati	L	48-75
Jan. 15, 1970	11	at N.C. State	L	81-100	Feb. 6, 2002	18	at Marquette	L	58-70
Feb. 22, 1971	6	at Jacksonville	L	69-127	Feb. 26, 2002	9	Marquette	W	51-46
Dec. 4, 1971	11	Jacksonville	L	68-77	Dec. 30, 2002	13	Marquette	W	73-70
Jan. 20, 1973	15	at Jacksonville	L	61-100	Jan. 16, 2003	15	Louisville	L	70-87
Feb. 13, 1973	2	at N.C. State	L	70-105	Jan. 20, 2003	10	at Marquette	L	48-80
Dec. 5, 1973	2	at N.C. State	L	47-79	March 1, 2003	11	at Louisville	L	76-82
Nov. 30, 1974	1	at N.C. State	L	81-98	Jan. 15, 2004	8	Louisville	L	66-76
Dec. 7, 1974	11	at Alabama	L	86-99	Jan. 28, 2004	8	at Cincinnati	L	57-80
Mar. 12, 1975	10	Arizona#	L	78-94	Nov. 19, 2004	19	at N.C. State	L	61-100
Nov. 29, 1975	3	at Maryland	L	84-127	Jan. 12, 2005	13	Cincinnati	L	78-84
Dec. 3, 1975	13	at N.C. State	L	81-117	Jan. 19, 2005	14	at Louisville	L	41-92
Dec. 8, 1976	17	at Maryland	L	69-80	Jan. 3, 2006	23	at Wake Forest	L	54-58
Dec. 7, 1977	12	at Maryland	L	106-130	Jan. 11, 2006	5	Memphis	L	67-77
Jan. 28, 1978	11	at Duke	L	82-102	Jan. 20, 2007	17	Memphis	L	44-61
Jan. 23, 1979	20	at N.C. State	L	88-104	Dec. 5, 2007	18	Clemson	L	67-82
Feb. 26, 1979	3	at Notre Dame	L	72-89	Jan. 9, 2008	2	at Memphis	L	58-99
Feb. 13, 1980	8	at Maryland	L	72-85	Dec. 22, 2008	6	Wake Forest	L	54-95
Dec. 4, 1981	16	at Missouri	L	55-87	Jan. 3, 2009	20	at Clemson	L	66-79
Jan. 23, 1982	14	at N.C. State	L	53-63	Jan. 28, 2009	18	Memphis	L	64-85
Dec. 8, 1982	18	at N.C. State	L	49-57	Nov. 20, 2009	10	vs. Tennessee \$	L	66-105
Jan. 9, 1985	2	at Duke	L	63-87	Jan. 8, 2011	21	at Memphis	L	58-61
Dec. 2, 1985	6	at Duke	L	66-98	Dec. 15, 2012	21	at North Carolina	L	87-93
Dec. 20, 1985	13	at Kentucky	L	52-86	Nov. 19, 2013	6	at Duke	L	74-83
Dec. 8, 1986	19	Northeastern	W	74-70	Dec. 7, 2014	12	at North Carolina	L	64-108
Dec. 13, 1986	2	at Indiana	L	68-96	March 13, 2015	20	vs. SMU@	L	68-74
Jan. 5, 1987	9	at Navy	L	66-91	Nov. 20, 2015	15	at California	L	62-70
Dec. 30, 1987	15	at Duke	L	45-94	Jan. 13, 2016	10	SMU	L	55-79
Dec. 30, 1988	1	at Duke	L	46-95	Feb. 21, 2016	21	at SMU	L	63-74
Jan. 4, 1989	19	at Georgia Tech	L	69-92	Dec. 6, 2016	12	at Virginia	L	53-76
Feb. 14, 1990	6	at Duke	L	51-84	Jan. 15, 2017	22	Cincinnati	L	46-55
Nov. 26, 1990	6	at Duke	L	82-125	March 10, 2017	12	vs. SMU@	L	77-81
Nov. 25, 1991	1	at Duke	L	75-103	Jan. 11, 2018	5	Wichita State	L	60-95

## Record vs. Ranking

### ECU's Record Against Teams Ranked

Rank	Record	Last Game	Rank	Record	Last Game
1	0-3	L, 75-103 at Duke (11/25/91)	14	0-2	L, 41-92 at Louisville (1/19/05)
2	0-5	L, 58-99 at Memphis (1/9/08)	15	0-4	L, 762-70 at California (11/20/15)
3	0-2	L, 72-89 at Notre Dame (2/26/79)	16	0-1	L, 55-87 at Missouri (12/4/81)
4	0-2	L, 48-75 at Cincinnati (1/29/02)	17	0-2	L, 44-61 vs. Memphis (1/20/07)
5	0-1	L, 67-77 vs. Memphis (1/11/06)	18	0-4	L, 64-85 vs. Memphis (1/28/09)
6	0-6	L, 74-83 at Duke (11/19/13)	19	1-2	L, 61-100 at NC State (11/19/04)
7	0-0	-	20	0-4	L, 68-74 vs. SMU (3/13/15)
8	0-5	L, 57-80 at Cincinnati (1/28/04)	21	0-3	L, 63-74 at SMU (2/21/16)
9	1-1	W, 51-46 vs. Marquette (2/26/02)	22	0-1	L, 46-55 vs. Cincinnati (1/15/17)
10	0-4	L, 55-79 vs. SMU (1/13/16)	23	0-2	L, 54-58 at Wake Forest (1/3/06)
11	0-5	L, 76-82 at Louisville (3/1/03)	24	0-0	-
12	0-4	L, 77-81 vs. SMU (3/10/17)	25	0-0	-
13	1-4	L, 78-84 vs. Cincinnati (1/12/05)			



# Preseason/Holiday Tournament Results *(since 1961)*

## ■ 2016 Savannah Invitational

Savannah, Ga.

Mercer 70, ECU 66  
ECU 70, Air Force 63

## ■ 2015 Las Vegas Invitational

Las Vegas, Nev.

Little Rock 54, ECU 46  
ECU 93, Stetson 73

## ■ 2014 Gulf Coast Showcase FIFTH PLACE

Esterio, Fla.

Green Bay 66, ECU 49  
ECU 58, Fresno State 52  
Hawaii 75, ECU 73

## ■ 2013 NIT Season Tip-Off

Durham, N.C.

ECU 76, Norfolk State 74  
Duke 83, ECU 74

Kingston, R.I.

ECU 91, McNeese State 62  
ECU 81, UNC Asheville 70

## ■ 2010 Charleston Classic SEVENTH PLACE

Charleston, S.C.

N.C. State 85, ECU 65  
Charlotte 74, ECU 63  
ECU 75, USC Upstate 67

## ■ 2009 Paradise Jam SEVENTH PLACE

St. John's, U.S. Virgin Islands

Tennessee 105, ECU 66  
Northern Iowa 74, ECU 68  
ECU 82, South Dakota State 73

## ■ 2004 Coors Classic

Mobile, Ala.

South Carolina 57, ECU 53

## ■ 2004 BCA Invitational RUNNER-UP

Raleigh, N.C.

ECU 80, Pepperdine 58  
ECU 66, Oregon State 64  
N.C. State 100, ECU 66

## ■ 2001 BCA Invitational RUNNER-UP

Raleigh, N.C.

ECU 79, Rutgers 74  
ECU 71, Northwestern 68  
N.C. State 71, ECU 49

## ■ 2000 MAAC Challenge CHAMPIONS

Poughkeepsie, N.Y.

ECU 86, Arkansas State 72

ECU 81, Marist 73

## ■ 1994 Aloha Classic CHAMPIONS

Honolulu, Hawaii

ECU 69, Eastern Illinois 63  
ECU 78, Northern Arizona 56

## ■ 1993 Great Northern Classic RUNNER-UP

Green Bay, Wis.

ECU 76, Eastern Michigan 69  
Wisconsin-Green Bay 60, ECU 43

## ■ 1993 Hampton Inn Tip-Off Tournament RUNNER-UP

Emmitsburg, Md.

ECU 78, Columbia 51  
Mt. St. Mary's 75, ECU 70

## ■ 1992 Toledo MVP Classic CHAMPIONS

Toledo, Ohio

ECU 72, Southeastern Louisiana 65  
ECU 72, Toledo 61 (ot)

## ■ 1991 Boilermaker Invitational

West Lafayette, Ind.

Purdue 78, ECU 49  
ECU 79, Loyola (Ill.) 58

## ■ 1989 Chaminade Christmas Classic SEVENTH PLACE

Honolulu, Hawaii

East Tennessee State 86, ECU 80  
George Mason 79, ECU 63  
ECU 81, Cornell 59

## ■ 1987 Music City Invitational

Nashville, Tenn.

Vanderbilt 99, ECU 63  
ECU 86, Miami (Ohio) 63

## ■ 1985 Sienna Invitational

Sienna, N.Y.

Cornell 54, ECU 53  
Bucknell 68, ECU 61

## ■ 1985 Kentucky Invitational

Lexington, Ky.

Kentucky 86, ECU 52  
SMU 71, ECU 62

## ■ 1984 First Tulsa Classic

Tulsa, Okla.

Tulsa 86, ECU 63  
ECU 70, North Texas 65

## ■ 1983 River City Shootout

Peoria, Ill.

Bradley 66, ECU 41  
North Texas 62, ECU 58

## ■ 1982 Bayou Classic

Lafayette, La.

Southwestern Louisiana 83, ECU 55  
ECU 64, Grambling State 61

## ■ 1981 Show-Me Classic

Columbia, Mo.

Missouri 87, ECU 55  
Canisius 73, ECU 66

## ■ 1980 Elm City Classic

New Haven, Conn.

Iowa State 80, ECU 73  
Brown 69, ECU 50

## ■ 1980 Iron Duke Classic

Durham, N.C.

Detroit 72, ECU 63  
Brown 80, ECU 71

## ■ 1979 Wolfpack Classic

Reno, Nev.

Northern Arizona 64, ECU 60  
Kent State 73, ECU 72

## ■ 1979 Spider Classic

Richmond, Va.

Virginia Commonwealth 72, ECU 71  
ECU 92, West Virginia Tech 79

## ■ 1978 UConn Classic RUNNER-UP

Storrs, Conn.

ECU 74, Manhattan 71  
Connecticut 80, ECU 68

## ■ 1977 First Union Invitational

Charlotte, N.C.

LaSalle 96, ECU 95 (ot)  
Boston College 86, ECU 75

## ■ 1976 Holiday Doubleheader

Raleigh, N.C.

Duke 88, ECU 65  
N.C. 92, ECU 69

## ■ 1975 Tangerine Bowl Classic

Winter Park, Fla.

Rollins 96, ECU 73  
ECU 70, Marshall 67

## ■ 1975 Connecticut Classic RUNNER-UP

Storrs, Conn.

ECU 73, Baylor 57  
Connecticut 79, ECU 77

## ■ 1974 Presidential Classic

Washington, D.C.

American 82, ECU 55  
ECU 60, Lehigh 47

## ■ 1972 Pacemaker Classic RUNNER-UP

Monroe, La.

ECU 83, Northeast Louisiana 75  
Mississippi State 69, ECU 64

## ■ 1971 Oral Roberts Invitational

Tulsa, Okla.

Loyola (Calif.) 87, ECU 68  
ECU 74, Connecticut 64

## ■ 1969 Sunshine Classic

Tampa, Fla.

ECU 71, Florida A&M 57  
Tampa 89, ECU 78

## ■ 1968 ECU Classic SIXTH PLACE

Greenville, N.C.

ECU 74, Cornell 67  
Virginia 88, ECU 79  
Virginia Tech 87, ECU 86

## ■ 1965 Lenoir-Rhyne Holiday Tournament

Hickory, N.C.

Georgetown 86, ECU 84  
ECU 99, Chattanooga 89

## ■ 1965 Lenoir-Rhyne Holiday Tournament

Hickory, N.C.

Chattanooga 82, ECU 73  
ECU 89, Berea 69

## ■ 1963 Lenoir-Rhyne Holiday Tournament

Hickory, N.C.

Oglethorpe 66, ECU 59  
ECU 96, Cumberland 93

## ■ 1963 Camp Lejeune Holiday Tournament RUNNER-UP

Camp Lejeune, N.C.

ECU 101, Frederick 78  
ECU 87, UNC Wilmington 70  
Elon 71, ECU 70

## ■ 1962 Lenoir-Rhyne Holiday Tournament

Hickory, N.C.

High Point 67, ECU 63  
ECU 93, Pikeville 71

# Comebacks

## Largest Deficit Overcome For Victory (since 1981)

Rk.	Opponent	Date	Deficit (Score)	Final
1.	vs. South Dakota State	Nov. 23, 2009	20 (9-29)	82-73
2.	vs. UTSA	March 11, 2013	18 (28-46)	79-76
	Appalachian State	Nov. 30, 1991	18 (30-48)	83-74
4.	CAMPBELL	Dec. 4, 2017	17 (34-51)	69-66
	vs. Norfolk State	Nov. 18, 2013	17 (47-64)	76-74
	at SMU	Feb. 23, 2013	17 (11-28)	72-69
	UCF	Jan. 12, 2013	17 (42-59)	88-85 (ot)
	RICHMOND	Feb. 16, 1983	17 (16-33)	79-75 (2ot)
9.	at Richmond	Jan. 31, 1996	16 (9-25)	66-58
10.	at UNC Greensboro	Nov. 12, 2013	15 (14-29)	85-84
	SAVANNAH STATE	March 19, 2013	15 (30-45)	66-65
	at Marshall	Jan. 22, 2011	15 (24-39)	82-81
	at Appalachian State	Nov. 28, 1994	15 (10-25)	80-78
14.	UNC GREENSBORO	Nov. 16, 2012	14 (54-40)	76-73
	at UCF	March 2, 2010	14 (35-49)	68-66
	USF	Jan. 25, 2003	14 (24-38)	68-62 (2ot)
	VCU	Feb. 7, 1998	14 (52-66)	83-79
	COLORADO STATE	Dec. 20, 1995	14 (39-53)	80-72 (ot)
	at Toledo	Dec. 19, 1992	14 (22-36)	72-61
20.	HOUSTON	Jan. 29, 2011	13 (44-57)	74-70
	CHARLOTTE	Dec. 1, 2010	13 (27-40)	62-61
	vs. Oregon State	Nov. 18, 2004	13 (9-22)	64-62
	VIRGINIA TECH	Dec. 9, 2002	13 (35-48)	76-60
	GEORGIA SOUTHERN	Jan. 2, 1991	13 (18-31)	60-59
25.	VCU	Nov. 25, 2008	12 (15-27)	93-90 (ot)
	MARQUETTE	Feb. 26, 2002	12 (28-40)	51-46
	vs. Eastern Michigan	Dec. 30, 1993	12 (23-35)	76-69
	vs. Campbell	Dec. 17, 1986	12 (21-33)	88-77 (ot)
	at South Carolina	Dec. 1, 1986	12 (10-22)	67-57
30.	UNC WILMINGTON	Dec. 16, 2016	11 (27-38)	78-73
	JAMES MADISON	Dec. 13, 2014	11 (6-17)	70-58
	at Winthrop	Nov. 29, 2008	11 (16-27)	63-60

vs. Rutgers	Nov. 14, 2001	11 (43-54)	79-74
at Old Dominion	Feb. 16, 2000	11 (6-17)	62-60
VCU	Jan. 6, 1999	11 (38-49)	71-66
EVANSVILLE	Dec. 12, 1998	11 (38-49)	82-79
UConn	March 1, 2017	10 (13-23)	66-62
MEMPHIS	Feb. 10, 2015	10 (13-23)	64-53
HOUSTON	Jan. 16, 2013	10 (42-52)	89-78
at UNC Greensboro	Dec. 16, 2011	10 (40-50)	71-62
at UAB	Feb. 16, 2005	10 (21-31)	67-64
MARQUETTE	Dec. 30, 2002	10 (16-26)	73-70
at Liberty	Nov. 28, 1998	10 (4-14)	80-56
COLORADO STATE	Dec. 20, 1995	10 (33-43)	80-72 (ot)
WESTERN CAROLINA	Jan. 3, 1994	10 (19-29)	82-67
RADFORD	Dec. 22, 1990	10 (25-35)	83-74
JAMES MADISON	Feb. 8, 1988	10 (6-16)	70-66
at UNC Wilmington	Jan. 24, 1983	10 (25-35)	50-47 (ot)

## Largest Halftime Deficit Overcome For Victory (since 1968)

Rk.	Opponent	Date	Deficit (Score)	Final
1.	at Toledo	Dec. 19, 1992	14 (22-36)	72-61
	APPALACHIAN STATE	Dec. 30, 1991	14 (30-44)	79-76 (ot)
3.	CAMPBELL	Dec. 4, 2017	12 (42-30)	69-66
	at Marshall	Jan. 22, 2011	12 (38-50)	82-81
5.	at SMU	Feb. 23, 2013	11 (21-32)	72-69
	at Iona	Jan. 2, 1979	11 (36-47)	76-75
7.	UNC GREENSBORO	Nov. 12, 2013	10 (30-40)	85-84
	CHARLOTTE	Dec. 10, 2010	10 (25-35)	62-61
	USF	Jan. 25, 2003	10 (20-30)	68-62 (2ot)
	SAINT LOUIS	Feb. 2, 2002	10 (26-36)	69-63
	at Mount St. Mary's	Dec. 18, 2000	10 (36-46)	73-66
	OLD DOMINION	Dec. 1, 1999	10 (13-23)	59-57
	COLORADO STATE	Dec. 20, 1995	10 (33-43)	80-72 (ot)
	WESTERN CAROLINA	Dec. 1, 1976	10 (27-37)	70-62
	at George Washington	Jan. 3, 1968	10 (20-30)	71-68 (4ot)

# Winning Streaks

## Longest Winning Streaks

G	Began (Opponent, Score)	Ended (Opponent, Score)
16	1953-54 (Appalachian State, 99-74)	1953-54 (Benedictine, 61-68)
12	1952-53 (Catawba, 70-56)	1952-53 (Arkansas Tech, 81-85)
9	1951-52 (High Point, 69-64)	1951-52 (Lenoir-Rhyne, 73-85)
8	1955-56 (Catawba, 1968-69)	1955-56 (Western Carolina, 68-73)
8	1945-46 (Kinston Marines, 36-19)	1945-46 (Greensboro Ord, 42-64)
7	Nov. 10, 2012 (Washington & Lee, 72-50)	Jan. 2, 2013 (Campbell, 81-86 ot)
7	Nov. 22, 2002 (MTSU, 65-63)	Dec. 19, 2002 (George Mason, 56-66)
7	Dec. 10, 1974 (VMI, 73-68)	Jan. 11, 1975 (Connecticut, 77-79)
7	1959-60 (Pfeiffer, 85-67)	1959-60 (High Point, 68-84)
7	1950-51 (Western Carolina, 98-69)	1950-51 (High Point, 62-66)

## Longest Homecourt Winning Streaks

G	Began (Opponent, Score)	Ended (Opponent, Score)
41	1952-53 (Appalachian State, 70-63)	1956-57 (Lenoir-Rhyne, 63-82)
12	Jan. 5, 1980 (UNC Asheville, 52-51)	Jan. 10, 1981 (UTPA, 67-82)
11	Feb. 22, 1995 (Charlotte, 89-77)	Feb. 3, 1996 (American, 73-89)
11	Jan. 4, 1969 (The Citadel, 75-64)	Dec. 10, 1969 (South Carolina, 49-68)
9	Feb. 2, 2003 (Saint Louis, 69-63)	Dec. 19, 2003 (George Mason, 56-66)
9	Nov. 22, 2000 (Robert Morris, 72-61)	Feb. 3, 2001 (George Mason, 74-77)
9	Feb. 24, 1974 (The Citadel, 78-66)	Feb. 10, 1975 (Furman, 70-71)
9	Feb. 3, 1973 (Furman, 61-57)	Jan. 28, 1974 (Furman, 80-89)
8	Dec. 4, 1996 (Jacksonville St., 64-49)	Jan. 21, 1997 (James Madison, 55-59)
8	1957-58 (Newberry, 96-65)	1958-59 (Lenoir-Rhyne, 60-75)
7	Dec. 6, 1993 (Campbell, 73-55)	Jan. 26, 1994 (James Madison, 68-70)
7	Jan. 30, 1971 (VMI, 78-67)	Dec. 4, 1971 (Jacksonville, 68-77)
7	1958-59 (Newberry, 82-71)	1959-60 (High Point, 60-69)

# NCAA/Conference Statistical Leaders - Team

## SOUTHERN CONFERENCE

### ■ Rebounding

Year	G	Rebs	Avg
1970-71	25	1315	54.8
1971-72	29	1554	53.6

### ■ Field Goal Percentage

Year	FG	FGA	.Pct
1968-69	732	1520	.482
1969-70	772	1643	.467

## COLONIAL ATHLETIC ASSOCIATION (CAA)

### ■ Scoring Defense

Year	G	PA	Avg
1993-94	27	1890	70.0

### ■ Scoring Margin

Year	G	PF	Avg	PA	Avg.	MAR
1994-95	27	2132	73.5	2015	69.5	+4.0
1996-97	27	1839	68.1	1703	63.1	+5.0

### ■ Free Throw Percentage

Year	FG	FGA	.Pct
2000-01	472	651	.721

### ■ Three-Point Field Goals Per Game

Year	G	3FG	Avg
2000-01	28	228	8.14

### ■ Turnover Margin

Year	G	Team	Avg	Opp	Avg.	MAR
1993-94	27	367	13.6	450	16.7	+3.1

## CONFERENCE USA

### ■ Rebounding Margin

Year	G	Rebs	Avg	Opp	Avg.	MAR
2003-04	27	1073	39.7	934	34.6	+5.1

### ■ Assists Per Game

Year	G	Ast	Avg
2012-13	35	603	17.2

### ■ Blocked Shots Per Game

Year	G	Blks	Avg
2001-02	30	140	4.67

### ■ 3-Point Field Goals Per Game

Year	G	3FG	Avg
2008-09	30	261	8.70
2012-13	35	274	7.83
2013-14	35	289	8.50

### ■ Assist/Turnover Ratio

Year	G	Asst.	Avg.	T/O	Avg. Ratio	
2012-13	35	603	17.2	444	12.7	1.4

### ■ Free Throw Percentage

Year	FT	FTA	.Pct
2013-14	570	799	.713

### ■ 3-Point Field Goal Percentage

Year	3FGM	3FGA	.Pct
2013-14	289	786	.368



Akeem Richmond led the NCAA with 155 3-point field goals made during the 2013-14 campaign.

# NCAA/Conference Statistical Leaders - Individual

## NCAA

### ■ Three-Point Field Goals Per Game

Year	Player	G	3FGM	Avg
2014	Akeem Richmond	34	155	4.56

### ■ Total Three-Point Field Goals Made

Year	Player	G	3FGM
2014	Akeem Richmond	34	155

### ■ Total Three-Point Field Goals Attempts

Year	Player	G	3FGA
2014	Akeem Richmond	34	392

## SOUTHERN CONFERENCE

### ■ Rebounding

Year	Player	G	Rebs	Avg
1971	Al Faber	25	304	12.2
1972	Al Faber	28	297	10.6

### ■ Field Goal Percentage

Year	Player	FG	FGA	.Pct
1975	Larry Hunt	130	222	.586

## COLONIAL ATHLETIC ASSOCIATION (CAA)

### ■ Scoring

Year	Player	G	Pts	Avg
1989	Blue Edwards	29	773	26.7

### ■ Rebounding

Year	Player	G	Rebs	Avg
1993	Ike Copeland	30	282	9.4

### ■ Field Goal Percentage

Year	Player	FG	FGA	.Pct
1995	Chuckie Robinson	181	293	.618

### ■ Free Throw Percentage

Year	Player	FT	FTA	.Pct
1999	Garrett Blackwelder	58	67	.866

### ■ Three-Point Percentage

Year	Player	FG	FGA	.Pct
1996	Othello Meadows	44	99	.444

### ■ Steals

Year	Player	G	Stl	Avg
1993	Lester Lyons	30	70	2.3
1991	Lester Lyons	28	69	2.5
1989	Blue Edwards	29	37	1.6

## CONFERENCE USA

### ■ Scoring

Year	Player	G	Pts	Avg
2013	Maurice Kemp	35	660	18.9

### ■ Rebounding

Year	Player	G	Rebs	Avg
2005	Corey Rouse	28	285	10.2
2006	Corey Rouse	28	301	10.8

### ■ Field Goal Percentage

Year	Player	FG	FGA	.Pct
2007	John Fields	88	141	.624
2010	Darrius Morrow	119	205	.580

### ■ Assists

Year	Player	G	Ast	Avg
2007	Darrell Jenkins	30	166	5.53
2008	Darrell Jenkins	30	181	6.03
2009	Brock Young	30	227	7.57
2010	Brock Young	31	179	5.51
2012	Miguel Paul	31	183	5.90
2013	Miguel Paul	33	236	7.15

### ■ Three-Point Field Goals Per Game

Year	Player	G	3FG	Avg
2013	Akeem Richmond	35	105	3.0
2014	Akeem Richmond	35	155	4.5

### ■ Blocked Shots

Year	Player	G	BS	Avg
2002	Moussa Badiane	24	87	3.62
2003	Moussa Badiane	27	62	2.30
2005	Moussa Badiane	27	75	2.78

### ■ Offensive Rebounds

Year	Player	G	Rebs	Avg
2005	Corey Rouse	28	104	3.71
2006	Corey Rouse	28	110	3.93

### ■ Defensive Rebounds

Year	Player	G	Rebs	Avg
2006	Corey Rouse	28	191	6.82

## AMERICAN ATHLETIC CONFERENCE

### ■ Assist/Turnover Ratio

Year	Player	G	Ast.	T/O	Ratio
2015	Antonio Robinson	33	122	52	2.3

### ■ Blocked Shots

Year	Player	G	Blk	Avg
2017	Andre Washington	33	95	2.9

### ■ Free Throw Percentage

Year	Player	FT	FTA	.Pct
2018	Shawn Williams	65	74	.878

# Pirates in the NBA

## The NBA Draft

Yr.	Rd.	Pick	Player	Name	Team
1954	8	3	66	Bobby Hodges	Philadelphia Warriors
1968	10	9	129	Charles Alford	Los Angeles Lakers
1979	2	3	25	Oliver Mack	Los Angeles Lakers
1979	4	6	72	George Maynor	Chicago Bulls
1989	1	21	21	Blue Edwards	Utah Jazz

## Career Statistics Of NBA Players

### THEODORE "BLUE" EDWARDS

Year	Team	G	Pts	PPG	FGM	FGA	PCT	FTM	FTA	PCT	3PM	3PA	PCT	REB	RPG	AST	STL	BLK
1989-90	UTA	82	727	8.9	286	564	.507	146	203	.719	9	30	.300	251	3.1	145	76	36
1990-91	UTA	62	576	9.3	244	464	.526	82	117	.701	6	24	.250	201	3.2	108	57	29
1991-92	UTA	81	1018	12.6	433	830	.522	113	146	.774	39	103	.379	298	3.7	137	81	46
1992-93	MIL	82	1382	16.9	554	1083	.512	237	300	.790	37	106	.349	382	4.7	214	129	45
1993-94	MIL	82	953	11.6	382	800	.478	151	189	.799	38	106	.358	329	4.0	171	83	27
1994-95	BOS	31	220	7.1	83	195	.426	43	48	.896	11	43	.256	65	2.1	47	19	10
1994-95	UTA	36	239	6.6	98	198	.495	32	42	.762	11	32	.344	65	1.8	30	24	6
1995-96	VAN	82	1043	12.7	401	956	.419	157	208	.755	84	245	.343	346	4.2	212	118	46
1996-97	VAN	61	478	7.8	182	458	.397	89	109	.817	25	89	.281	189	3.1	114	38	20
1997-98	VAN	81	872	10.8	326	742	.439	180	215	.837	40	120	.333	217	2.7	201	86	28
1998-99	MIA	24	77	3.2	32	72	.444	9	13	.692	4	10	.400	33	1.4	30	17	5
<b>Totals</b>		<b>704</b>	<b>7585</b>	<b>10.8</b>	<b>3021</b>	<b>6362</b>	<b>.475</b>	<b>1239</b>	<b>1590</b>	<b>.779</b>	<b>304</b>	<b>908</b>	<b>.335</b>	<b>2376</b>	<b>3.4</b>	<b>1409</b>	<b>728</b>	<b>298</b>

### JONATHAN KERNER

Year	Team	G	Pts	PPG	FGM	FGA	PCT	FTM	FTA	PCT	3PM	3PA	PCT	REB	RPG	AST	STL	BLK
1988-99	ORL	1	0	0.0	0	1	.000	0	0	.000	0	0	.000	0	0.0	0	0	0

### OLIVER MACK

Year	Team	G	Pts	PPG	FGM	FGA	PCT	FTM	FTA	PCT	3PM	3PA	PCT	REB	RPG	AST	STL	BLK
1979-80	LAL	27	51	1.9	21	50	.420	9	18	.500	0	1	.000	22	20	4	0	9
1979-80	CHI	23	183	8.0	77	149	.517	29	33	.879	0	4	.000	49	2.1	33	20	3
1980-81	CHI	3	3	1.0	1	6	.167	1	2	.500	0	0	.000	1	0.3	1	1	0
1980-81	DAL	62	635	10.2	278	600	.460	79	123	.642	0	9	.000	229	3.7	162	55	7
1981-82	DAL	13	44	3.4	19	59	.322	6	8	.750	0	2	.000	18	1.4	14	5	1
<b>Totals</b>		<b>128</b>	<b>916</b>	<b>7.2</b>	<b>396</b>	<b>864</b>	<b>.458</b>	<b>124</b>	<b>184</b>	<b>.674</b>	<b>0</b>	<b>16</b>	<b>.000</b>	<b>319</b>	<b>2.5</b>	<b>230</b>	<b>85</b>	<b>11</b>



Blue Edwards (left) played 10 season for five different NBA franchises.



Oliver Mack (right) spent three seasons in the NBA with three teams.





# Fast Facts

## ECONOMIC IMPACT

**\$2.8 Billion** in added state income  
or the equivalent of **42,798** jobs.

## The only university in North Carolina

with **dental medicine, engineering**  
and **medicine** at the same institution.



In fall 2017, **42%** of  
all degree-seeking students  
were enrolled in a **STEM** or  
**health care** program.



**29,131** total enrollment  
(Fall 2017)

Nearly **6,000** faculty and staff

**162,354** living alumni

Typical **student**  
**to faculty ratio** **19:1**

The **first** university in the  
country and the **only** employer  
in North Carolina to receive the  
U.S. Department of Defense  
**Extraordinary Employer**  
**Support Award** for sustained  
support of National Guard and  
Reserve service members.

MORE THAN **250** PROGRAMS AT THE RESEARCH DOCTORAL, PROFESSIONAL DOCTORAL,  
INTERMEDIATE, MASTER'S, BACHELOR'S AND DEPARTMENTAL CERTIFICATE LEVELS

## SUPPORTING OUR COMMUNITIES

More than **70%** of bachelor's-  
level graduates are employed in  
NC within one year of graduation.

**250**  
community  
partners

# 2018-19 SCHEDULE



TUE	NOV 06		Delaware State 7:45 p.m.   Minges Coliseum	
FRI	NOV 09		James Madison 7:45 p.m.   Minges Coliseum	
SUN	NOV 11		Lamar 4 p.m.   Minges Coliseum	
FRI	NOV 16		Georgia Tech 7:30 p.m.   Atlanta, Ga.	ACCNE
MON	NOV 19		Texas-Rio Grande Valley 7 p.m.   Minges Coliseum	
WED	NOV 21		Prairie View A&M 7 p.m.   Minges Coliseum	
SAT	NOV 24		High Point 5 p.m.   Minges Coliseum	
TUE	NOV 27		UNCW 7 p.m.   Wilmington, N.C.	
FRI	NOV 30		Appalachian State 7 p.m.   Minges Coliseum	
SUN	DEC 02		Maryland-Eastern Shore 4 p.m.   Minges Coliseum	
TUE	DEC 18		Charlotte TBA   Charlotte, N.C.	
FRI	DEC 28		North Carolina A&T 7 p.m.   Minges Coliseum	
WED	JAN 02	A	SMU 8 p.m.   Minges Coliseum	ESPN3
SAT	JAN 05	A	Cincinnati 1 p.m.   Minges Coliseum	CBSSN
THU	JAN 10	A	Memphis 9 p.m.   Memphis, Tenn.	E-FLEX
SUN	JAN 13	A	UCF 4 p.m.   Orlando, Fla.	ESPN

WED	JAN 16	A	Temple 7 p.m.   Minges Coliseum	ESPN3
WED	JAN 23	A	Houston 8 p.m.   Houston, Texas	ESPN3
SAT	JAN 26	A	USF 4 p.m.   Minges Coliseum	ESPN
THU	JAN 31	A	Tulane 7 p.m.   Minges Coliseum	E-FLEX
SUN	FEB 03	A	UConn 2 p.m.   Hartford, Conn.	ESPN
WED	FEB 06	A	Wichita State 7 p.m.   Minges Coliseum	ESPN
SUN	FEB 10	A	USF 5:30 p.m.   Tampa, Fla.	ESPN3
WED	FEB 13	A	Memphis 7 p.m.   Minges Coliseum	ESPN3
SUN	FEB 17	A	Tulsa 2 p.m.   Minges Coliseum	ESPN3
SAT	FEB 23	A	Tulane 8 p.m.   New Orleans, La.	E-FLEX
WED	FEB 27	A	Houston 7 p.m.   Minges Coliseum	ESPN3
SUN	MAR 03	A	Tulsa 4 p.m.   Tulsa, Okla.	ESPN
TUE	MAR 05	A	Wichita State 9 p.m.   Wichita, Kan.	CBSSN
SUN	MAR 10	A	UConn 2 p.m.   Minges Coliseum	ESPN
MAR 14-17			The American Basketball Championship Memphis, Tenn.   FedEx Forum	

All times Eastern | Home games in gold