



# THE UNIVERSITY OF SOUTH FLORIDA BULLS BASKETBALL TAMPA, FLORIDA



## USF BULLS at EAST CAROLINA PIRATES

DEC. 28 // 7 P.M. // GREENVILLE, N.C. // WILLIAMS ARENA AT MINGES COLISEUM (7,100)

### GAME INFORMATION

<b>TV:</b>	ESPNEWS (Brock Bowling, Julianne Viani)
<b>Live Stats</b>	GoUSFBulls.com
<b>Radio</b>	USF IMG Sports Network (Jim Lighthall, Todd Kalas) 820 AM // GoUSFBulls.com // TuneIn
<b>Series:</b>	USF leads, 7-5
<b>In Tampa</b>	USF leads, 3-2
<b>In Greenville</b>	TIED, 3-3
<b>Neutral Site</b>	USF leads, 1-0
<b>First Meeting</b>	ECU, 68-62 (OT), 1/25/03
<b>Last Meeting</b>	USF, 71-66, 3/10/16
<b>Streak</b>	USF, W1

### SCHEDULE

N7	NOVA SOUTHEASTERN (EXH.)	W, 72-64	BULLSVISION
N11	FLORIDA A&M	W, 84-73	ESPN3
N17	ELON	L, 74-61	ESPN3
N19	RIDER	W, 70-65	ESPN3
N22	at Florida Atlantic	L, 78-62	
N28	KENNESAW STATE	W, 71-69	ESPN3
D1	at Troy	W, 80-74	ESPN3
D3	at George Washington	L, 68-67	
D12	BETHUNE-COOKMAN	W, 79-73 (OT)	ESPN3
D17	#16/15 SOUTH CAROLINA	L, 77-66	CBSSN
D20	NORTHERN ILLINOIS	L, 59-48	ESPN3
D22	DELAWARE	W, 81-53	ESPN3
D28	at East Carolina*	7 P.M.	ESPNEWS
D31	HOUSTON*	NOON	ESPNU
J7	at SMU*	5 P.M.	ESPNEWS
J11	TULANE*	7 P.M.	ESPN3
J14	at Memphis*	6 P.M.	CBSSN
J17	at UCF*	7 P.M.	ESPNEWS
J21	TULSA*	1 P.M.	ESPNEWS
J25	UCONN*	7 P.M.	ESPNU
J29	at Cincinnati*	4 p.m.	CBSSN
F2	MEMPHIS*	7 P.M.	ESPNEWS
F5	at Temple*	1 P.M.	ASN/ESPN3
F8	at UConn*	7 P.M.	CBSSN
F11	EAST CAROLINA*	8 P.M.	ESPNU
F15	CINCINNATI*	7 P.M.	ESPNU
F18	at Tulane*	2 P.M.	ESPNEWS
F23	at Tulsa*	8 P.M.	ESPNEWS
M2	UCF*	7 P.M.	ESPNU
M5	TEMPLE*	2 P.M.	ESPNU
M9-12	The American Championship		Hartford, Conn.

Home Games in ALL CAPS

\* - American Athletic Conference Game

### QUOTABLE

"Every time we've called on Mike, whether it's been to play for 37 minutes or 3 minutes, he's responded. For a young kid he continues to get better."

- Head Coach Orlando Antigua on freshman guard Michael Bibby following USF's win over Delaware on Thursday.

Communications Contact: Mike Radomski

E: mradomski@usf.edu | O: 813-974-7099 | C: 813-285-0605  
4202 East Fowler Ave., ATH100, Tampa, Fla., 33620

### RECORD

6-5

### HEAD COACH

Orlando Antigua

at School: 23-53 (3rd)

Overall: Same

### LAST TIME OUT

W, 81-53, vs. Delaware  
12/22/16

### LEADERS

P: Geno Thorpe, 13.4

R: Tulio Da Silva, 8.0

A: Geno Thorpe, 4.1



69.9 ppg	Scoring Off.	66.2 ppg
69.4 ppg	Scoring Def.	61.5 ppg
+0.5	Scoring Mar.	+4.7
46.4%	FG %	42.6%
38.4%	FG% Def.	37.2%
63.6%	FT %	66.9%
38.0	RPG	41.1
+0.5	Reb Mar.	+6.7
5.4	3FG Per Game	5.8
37.1%	3FG%	33.3%
36.0%	3FG % Def.	30.5%
12.7	Assists	2.8
4.2	Blocks	3.1
6.1	Steals	5.5
16.0	Turnovers	15.8

### QUICK NOTES

■ This is USF's first contest following the holiday break.

■ The Bulls were victorious in their last game, 81-53, at home against Delaware on December 22. The margin of victory was the most for USF this season. Redshirt freshman forward **Tulio Da Silva** (Formiga, Brazil) and junior guard **Geno Thorpe** (Pittsburgh, Pa.) each posted 18 point performances in the rout.

■ Fresh off a career-high 18 points against Delaware, forward **Tulio Da Silva** was named to The American's weekly honor roll on Dec. 22.

■ Forward **Tulio Da Silva** enters the contest fourth in The American in rebounding (8.0), fifth in defensive rebounds (5.6), and 10th in both field goal percentage (.536) and offensive rebounds (2.4).

■ Guard **Geno Thorpe** ranks fourth in The American in free throw percentage (.833), fifth in steals (1.5) and sixth in assists (4.1).

■ Junior forward **Bo Zeigler** (Detroit) holds the third best field goal percentage (.603) in the conference this season.

■ USF has shot at least 42 percent from the field in all but two games this season. The Bulls rank fifth in the conference at 46.4 percent. In its first 11 games last season, USF was shooting just 41.0 percent.

■ USF is shooting 37.1 percent from 3-point range which is currently fourth in the conference. Through 11 games last season, the Bulls were at 25.7 percent.

■ USF is one of four NCAA Division I teams with no seniors on its roster.

### RECORD

8-5

### HEAD COACH

Jeff Lebo

at School: 107-105 (5th)

Overall: 218-262 (20th)

### LAST TIME OUT

W, 76-56, vs. Presbyterian  
12/22/16

### LEADERS

P: Caleb White, 13.3

R: Andre Washington, 7.1

A: Kentrell Barkley, 2.5

### ABOUT EAST CAROLINA

■ ECU posted eight wins during the nonconference slate including a 76-56 victory over Presbyterian on Thursday, ending a season-high three-game losing streak.

■ East Carolina has an enrollment of 28,289 and is located in Greenville, N.C.

■ The Pirates are 7-1 at home. That is compared to an 0-3 mark on the road and 1-1 on neutral courts.

■ Caleb White boasts a team-high 13.3 points per game as Andre Washington has grabbed a team-best 7.8 rebounds per game.

### SERIES

■ USF leads the all-time series 7-5 against East Carolina.

■ ECU won the first three meetings against the Bulls, however, USF has been victorious in seven of the last nine games.


■ This will be the seventh game between the two schools in Greenville. The prior six games have been split (3-3).

### UP NEXT

■ USF's conference home opener will be against Houston on Saturday, Dec. 31. Tip is set for noon at the USF Sun Dome.

### PROBABLE STARTERS

MICHAEL BIBBY  
10 - GUARD - FR.



PPG RPG APG  
6.2 1.8 2.3

GENO THORPE  
13 - GUARD - JR.



PPG RPG APG  
13.4 4.0 4.1

MALIK FITTS  
24 - FORWARD - FR.



PPG RPG APG  
7.1 4.6 1.0

BO ZEIGLER  
35 - FORWARD - JR.



PPG RPG APG  
7.3 4.5 1.9

LUIS SANTOS  
42 - FORWARD - SO.



PPG RPG BPG  
6.1 3.7 0.2

## SERIES BREAKDOWN

### USF RESULTS VS. ECU

01-25-03 (A)	_____ L _____	68-62 (OT)
02-03-04 (H)	_____ L _____	59-57
02-28-04 (A)	_____ L _____	69-60
01-05-05 (A)	_____ W _____	72-71
02-19-05 (H)	_____ W _____	60-50
12-09-06 (A)	_____ W _____	65-52
11-24-07 (H)	_____ W _____	81-67
01-03-15 (H)	_____ W _____	58-50
02-21-15 (A)	_____ L _____	73-60
02-16-16 (A)	_____ W _____	69-52
03-02-16 (H)	_____ L _____	52-39
03-10-16 (N)	_____ W _____	71-66

## USF'S LAST TIME OUT

**TAMPA, DEC. 22, 2016** – Redshirt freshman **Tulio Da Silva** and junior **Geno Thorpe** each scored 18 points to lead the USF men's basketball team, which never trailed, in an 81-53 rout of Delaware Thursday at the Sun Dome.

The Bulls, who finished the nonconference portion of the season with a 6-5 record, committed a season-low 10 turnovers. USF shot 49.1 percent from the field and held Delaware (6-6) to 27.3 percent, the lowest for a USF opponent this season. It was perhaps the best defensive performance of the season for the Bulls as the Blue Hens' 53 points was the fewest of any USF opponent.

USF bolted out to a 13-2 lead at the 15:42 mark of the first half after a 3-pointer by freshman guard **Michael Bibby** (Phoenix). A layup by freshman forward **Malik Fitts** (Rancho Cucamonga, Calif.), put the Bulls ahead 31-21 with 6:33 left to play in the first. After that point, the Blue Hens never got to within single digits of the Bulls.

Da Silva had eight rebounds to go with his career-high 18 points, on 5-of-10 shooting from the field. Thorpe was 8-of-8 from the free throw line, helping the Bulls go 24-of-34 (70.6 percent) from the charity stripe. It was the most free throws of the season for USF.

## LAST TIME VS. OPPONENT

**ORLANDO, MARCH 10, 2016** – USF is moving on at the American Athletic Conference Championship after a 71-66 victory over eighth-seeded East Carolina in the first round. Ninth-seeded USF (8-24) made school history on Thursday afternoon by posting the program's first conference tournament victory in The American. The reward is a quarterfinal meeting with top-seeded Temple on Friday at noon back at the Amway Center.

Graduate student Angel Nunez sported a big smile in the postgame press conference after tying his season high with 19 points and matching his career high with 11 rebounds. Nunez went 7-for-12 from the field and made a pair of 3-pointers. Junior Chris Perry was the other half of USF's dynamic duo with 18 points and five rebounds that helped the Bulls finish with a 43-41 edge on the boards.

Senior Nehemias Morillo also stepped up with eight points and four assists, while a relentless effort on defense helped keep USF ahead for most of the second half. The Bulls racked up six blocks and five steals in their second win over ECU this season. The Pirates (12-20) shot just 36 percent (24-for-66) and went 6-for-30 from long range.

The Bulls rejected five shots in the opening period and a continuous commitment to defense paid off. Morillo's free throw gave USF a 28-27 lead at the end of a first half that saw the Pirates lead for 13:08. ECU started the game on a 7-0 run, but a dunk by Perry gave the Bulls a 10-9 lead almost nine minutes in. Nunez stepped up with five points during a 9-0 run that boosted USF ahead, 24-20, with 3:35 remaining. Perry and Nunez led the Bulls with eight points apiece in the first half.

ECU was held scoreless for four minutes during the Bulls' run and shot 34 percent (11-for-32) in the opening half. Ruben Guerrero and Jaleel Cousins each had two of USF's five total blocks.

ECU forced a 42-42 tie with 12 minutes remaining in the second half and USF got the lead back less than a minute later on a layup by Cousins. Clinging to a 44-43 lead, USF distanced itself with a 7-0 run and a Jahmal McMurray jumper pumped the advantage up to 51-43 with 8:26 to go. McMurray finished with six points, four rebounds and three assists.

Lance Tejada's layup with 2:48 remaining cut ECU's deficit to 60-58, but that's as close as the Pirates got to the Bulls the rest of the way. USF answered back less than a minute later with Bo Zeigler's tip-in and Cousins' thunderous dunk made it 64-58 Bulls with 1:24 left.

Ahead by three, McMurray's free throws sealed the victory with 31 seconds remaining. Nunez put the exclamation mark on his best game as a Bull with a highlight-reel block 11 seconds later..

## COACH ANTIGUA IS...

### Dominican Republic born

Santiago

### New York bred

Bronx

### University of Pittsburgh educated

1995, Bachelor's in social science

### A husband

Dana

### A father

Orlando and Olivia

### A survivor

Shot in the head on Oct. 31, 1988

### A recruiter

Helped recruit 28 NBA Draft Picks

### Courageous

Named the USBWA Most Courageous Athlete (1994)

### A trailblazer

The first Latin American to play for the Harlem Globetrotters

### Breaking down barriers

One of three hispanic NCAA Division I head coaches

### Official Basketball Box Score -- Game Totals -- Final Statistics Delaware vs USF 12/22/16 7:00 p.m. at Tampa, Fla. (Sun Dome)

Delaware 53 • 6-6		Total	3-Ptr	Rebounds										
##	Player	FG-FGA	FG-FGA	FT-FTA	Off	Def	Tot	PF	TP	A	To	Bk	Stl	Min
0	Carter, Eric	r	0-2	0-0	1-2	0	0	0	3	1	1	0	0	17
11	Pinkard, Devonnie	r	2-7	2-6	0-0	0	2	4	6	0	1	0	0	21
01	Corbett, Chivarsky	g	5-14	3-11	2-2	1	5	6	15	1	1	0	1	29
03	Mosley, Anthony	g	3-7	0-0	0-0	0	1	1	2	6	1	2	2	23
22	Hayes, Cazmon	g	1-9	0-2	0-0	0	3	3	1	2	2	2	0	19
00	Daly, Ryan	g	4-15	3-8	6-8	4	1	5	1	17	2	0	0	32
02	Harris, Barnett	g	0-0	0-0	0-0	0	1	1	1	0	2	1	1	12
04	Bryant, Darian	g	0-5	0-2	0-0	0	2	2	2	0	0	1	0	18
10	McRoy, Curtis	g	0-0	0-0	0-0	0	2	2	0	0	0	0	0	5
20	Johnson, Skye	g	2-2	0-0	0-1	2	0	2	5	4	2	1	0	9
25	Lochner, Curtis	g	0-1	0-1	0-0	0	0	0	0	0	1	0	0	3
35	Cushing, Jacob	g	1-4	0-3	0-0	1	3	4	2	2	0	1	0	12
Team														
Totals		18-66	8-33	9-13	14	23	37	26	53	12	10	3	6	200

FG % 1st Half:	9-34	26.5%	2nd half:	9-32	28.1%	Game:	18-66	27.3%	Deadball	
3FG % 1st Half:	5-16	31.3%	2nd half:	3-17	17.6%	Game:	8-33	24.2%	Rebounds	2
FT % 1st Half:	5-7	71.4%	2nd half:	4-6	66.7%	Game:	9-13	69.2%		

USF 81 • 6-5		Total	3-Ptr	Rebounds										
##	Player	FG-FGA	FG-FGA	FT-FTA	Off	Def	Tot	PF	TP	A	To	Bk	Stl	Min
24	FITTS, Malik	r	3-7	1-3	0-2	3	6	9	2	7	1	1	1	26
35	ZEIGLER, Bo	r	5-9	0-0	0-1	2	2	4	2	10	2	0	0	24
42	SANTOS, Luis	r	2-6	0-0	4-4	2	7	9	1	8	0	0	0	19
10	BIBBY, Michael	g	2-6	1-5	0-0	0	4	4	2	5	4	3	1	30
13	THORPE, Geno	g	4-8	2-3	8-8	0	0	0	2	16	3	1	0	27
01	MANDERSON, Isaiah	g	1-1	0-0	0-0	0	1	1	1	2	0	0	0	4
11	BODWAY, Jake	g	2-3	1-2	2-2	1	1	2	1	7	0	0	1	21
24	BEARD, Henry	g	0-0	0-0	0-0	0	0	0	0	0	0	0	0	2
15	ALVARADO, Yito	g	0-1	0-0	0-0	0	1	1	0	0	0	0	0	2
21	DA SILVA, Tulio	g	5-10	0-0	8-13	3	5	8	1	18	2	3	2	28
33	GUERRERO, Ruben	g	2-2	0-0	2-4	0	5	5	1	6	0	2	3	17
Team														
Totals		26-53	5-13	24-34	12	36	48	14	81	13	10	8	2	200

FG % 1st Half:	16-27	59.3%	2nd half:	10-26	38.5%	Game:	26-53	49.1%	Deadball	
3FG % 1st Half:	2-4	50.0%	2nd half:	3-9	33.3%	Game:	5-13	38.5%	Rebounds	2
FT % 1st Half:	9-12	75.0%	2nd half:	15-22	68.2%	Game:	24-34	70.6%		

Officials: Ron Groover, John St. Clair, Josue Nieves  
Technical fouls: Delaware-None, USF-None.  
Attendance: 2398

Score by periods		1st	2nd	Total
Delaware		28	25	53
USF		43	38	81

Last FG - DELAWARE 2nd-01:55, USF 2nd-00:30.  
Largest lead - DELAWARE None, USF by 29 2nd-02:05.  
DELAWARE led for 00:00, USF led for 39:13. Game was tied for 00:47.

### Official Basketball Box Score -- Game Totals -- Final Statistics USF vs East Carolina 3/10/16 3:30 PM at Orlando, Fla. - Amway Center

USF 71 • 8-24, 4-14 AAC		Total	3-Ptr	Rebounds										
##	Player	FG-FGA	FG-FGA	FT-FTA	Off	Def	Tot	PF	TP	A	To	Bk	Stl	Min
22	NUNEZ, Angel	r	7-12	2-5	3-6	3	8	11	3	19	0	2	1	32
35	ZEIGLER, Bo	r	1-3	0-0	0-0	1	1	2	0	2	2	1	0	19
33	GUERRERO, Ruben	c	3-6	0-0	0-1	4	5	9	4	6	1	0	2	27
00	McMURRAY, Jahmal	g	3-12	1-6	2-2	0	4	4	2	9	3	1	1	37
05	MORILLO, Nehemias	g	2-10	1-6	3-4	0	1	1	8	4	2	0	1	27
01	PERRY, Chris	g	7-11	0-0	4-5	4	1	5	0	18	2	2	0	24
13	BODWAY, Jake	g	1-4	0-1	0-0	0	1	1	2	2	2	0	2	19
15	COUSINS, Jaleel	g	3-6	0-0	1-2	1	6	7	3	7	2	0	2	15
Team														
Totals		27-64	4-18	13-20	14	29	43	15	71	15	11	6	5	200

FG % 1st Half:	12-32	37.5%	2nd half:	15-32	46.9%	Game:	27-64	42.2%	Deadball	
3FG % 1st Half:	2-10	20.0%	2nd half:	2-8	25.0%	Game:	4-18	22.2%	Rebounds	4
FT % 1st Half:	2-6	33.3%	2nd half:	11-14	78.6%	Game:	13-20	65.0%		

East Carolina 66 • 12-20, 4-14 AAC		Total	3-Ptr	Rebounds										
##	Player	FG-FGA	FG-FGA	FT-FTA	Off	Def	Tot	PF	TP	A	To	Bk	Stl	Min
13	NZEGE, Michel	r	2-5	0-0	0-0	5	5	10	3	4	2	1	0	20
15	BARKLEY, Kentrell	r	1-4	0-2	1-4	1	3	4	1	3	2	2	0	24
24	ZANGARI, Michael	r	5-10	2-4	4-6	4	6	10	2	14	1	1	0	32
04	WILLIAMS, Prince	g	2-10	1-6	4-5	2	2	4	1	9	4	2	1	39
21	TYSON, B.J.	g	8-23	0-10	3-3	0	1	1	3	19	4	0	0	33
05	TEJADA, Lance	g	6-11	5-9	0-0	0	0	0	5	17	2	2	0	30
10	WILLIAMS, Clarence	g	0-1	0-0	0-0	0	1	1	0	0	0	2	0	4
44	AJA, Kanu	g	0-2	0-0	0-0	1	2	3	1	0	0	1	0	8
Team														
Totals		24-66	6-30	12-18	15	26	41	16	66	15	10	2	5	200

FG % 1st Half:	11-32	34.4%	2nd half:	13-34	38.2%	Game:	24-66	36.4%	Deadball	
3FG % 1st Half:	4-14	28.6%	2nd half:	2-16	12.5%	Game:	6-30	20.0%	Rebounds	4
FT % 1st Half:	1-4	25.0%	2nd half:	11-14	78.6%	Game:	12-18	66.7%		

Officials: Ray Natilli, Mark Schurr, Alfred Smith, Bill Jacobson (SB)  
Technical fouls: USF-None, East Carolina-None.  
Attendance:  
American Athletic Conference First Round

Score by periods		1st	2nd	Total
USF		28	43	71
East Carolina		27	39	66

Last FG - USF 2nd-01:05, ECU 2nd-00:49.  
Largest lead - USF by 8 2nd-00:36, ECU by 7 1st-16:07.  
USF led for 22:29, ECU led for 13:08. Game was tied for 04:14.

## ROSTER

NO.	NAME	POS.	HT.	WT.	CL.-EXP.	HOMETOWN (HS/PREVIOUS SCHOOL)
1	Isaiah Manderson	F	6-10	247	Jr.-TR	Bronx, N.Y. (Oldsmar Christian School-Fla./Texas Tech)
Note: Transferred from Texas Tech last season... Made USF debut on Dec. 17 (0 pts, 0 rebs, 3 mins)						
5	Malik Martin	F	6-11	214	Jr.-TR	Miami, Fla. (Faith Baptist/USC)
Note: Transfer from USC, will redshirt this season due to NCAA transfer rules.						
10	Michael Bibby	G	6-3	175	Fr.-HS	Phoenix, Ariz. (Shadow Mountain HS)
Note: Leads team in FT% at 88.9%... USF is 4-1 when he starts... 2016 Arizona Player of the Year.						
11	Jake Bodway	G	6-3	201	Jr.-2L	Bloomington, Minn. (Bloomington Jefferson HS)
Note: Career-high seven points vs. Delaware (Dec. 22)... Walked on to the USF roster during his freshman season.						
13	Geno Thorpe	G	6-4	170	Jr.-TR	Pittsburgh, Pa. (Shaler HS/Penn State)
Note: Team-leading 4.2 assists per game & 47 field goals made... Scored 10+ pts. in 8 of 11 games.... DNP last season (transfer)						
14	Henry Beard	G	6-0	177	Fr.-HS	Seminole, Fla. (Seminole HS)
Note: Walk-on from tryouts this fall... Debut vs. Delaware (12/22)... Was a practice player/manager for the women's team last season.						
15	Yito Alvarado	F	6-7	206	RFr.-HS	San Juan, Puerto Rico (University School of NSU-Fla.)
Note: Walk-on... Debut vs. Delaware (12/22)... Avg. 14 pts. & 6 rebs. as senior in 2014-15.						
21	Tulio Da Silva	F	6-7	206	RFr.-HS	Formiga, Brazil (Arlington Country Day-Fla.)
Note: Career-highs of 18 pts vs. Delaware (12/22)... American Weekly Honor Roll (12/26)... Conference Rookie of the Week (11/21).						
24	Malik Fitts	F	6-8	237	Fr.-HS	Rancho Cucamonga, Calif. (Brewster Academy Prep-N.H.)
Note: Team-high nine rebounds vs. Delaware (12/22)... Started the last five games... Avg. 8.5 points & 4.6 rebounds at Brewster.						
25	Troy Holston	G	6-4	200	So.-1L	Queens, N.Y. (Oldsmar Christian School-Fla.)
Note: DNP last 4 games, left knee injury... His last 3 games: 11-of-18 from 3-pt. range & 14.0 ppg... Out last season with torn ACL (right).						
33	Ruben Guerrero	C	7-0	235	Jr.-2L	Marbella, Spain (Sunrise Christian Academy-Kan.)
Note: 2nd leading rebounder, 5.8 per game... 4th career double-double at GW... 2015-16 NCAA DI Male Sportsmanship Award winner.						
35	Bo Zeigler	F	6-6	207	Jr.-2L	Detroit, Mich. (Community HS)
Note: Made 24 of his last 33 FGA... Tied career-high with 20 pts vs. B-C, made first 10 FGA.						
42	Luis Santos	F	6-9	266	So.-1L	Bronx, N.Y. (Sunrise Christian Academy-Kan.)
Note: First start and career-high nine points vs. Delaware (12/22)... Career highs of 17 pts. & 7 FGs at Troy... Scored 17 pts. all of last year.						

## ROSTER NOTES

- Junior (6): Jake Bodway, Ruben Guerrero, Troy Holston, Isaiah Manderson, Malik Martin, Geno Thorpe, Bo Zeigler
- Sophomore (2): Troy Holston, Luis Santos
- Freshman (4): Yito Alvarado, Michael Bibby, Tulio Da Silva, Malik Fitts
- Guard (5): Michael Bibby, Jake Bodway, Troy Holston, Jahmal McMurray, Geno Thorpe
- Forward (7): Yito Alvarado, Tulio Da Silva, Malik Fitts, Isaiah Manderson, Malik Martin, Luis Santos, Bo Zeigler
- Center (1): Ruben Guerrero
- Fluent in Spanish (3): Yito Alvarado, Ruben Guerrero, Luis Santos
- On the roster last season, but was unable to play: Isaiah Manderson, Geno Thorpe, Tulio Da Silva, Troy Holston

## PRONUNCIATION

### Players

Yito Alvarado	(YEE-tow, al-ver-AH-doe)
Jake Bodway	(BODE-way)
Geno Thorpe	(thorp)
Luis Santos	(lou-EES)
Bo Zeigler	(ZIGG-ler)

### Coaches

Orlando Antigua	(Ann-TEE-gwa)
Sergio Rouco	(ROW-co)

## QUICK FACTS

**Name of School:** University of South Florida  
**City, State, Zip:** Tampa, FL, 33620  
**Founded:** 1956  
**Enrollment:** 47,646  
**Nickname:** Bulls  
**School Colors:** Green and Gold  
**Arena:** USF Sun Dome  
**Capacity:** 10,411  
**Affiliation:** NCAA Division I  
**Conference:** The American Athletic Conference  
**President:** Dr. Judy Genshaft  
**Athletic Director:** Mark Harlan  
**Athletic Department Phone:** 813-974-2125  
**Ticket Office Phone:** 1-800-GoBulls  
**Website:** GoUSFBulls.com

## HISTORY

**First Season of Basketball:** 1970-71  
**First Season of Varsity Basketball:** 1971-72  
**Overall All-Time Record:** 610-714  
**NCAA Appearances:** Three (1989-90, 1991-92, 2011-12)  
**NIT Appearances:** Eight (1980-81, 1982-83, 1984-85, 1990-91, 1994-95, 1999-00, 2001-02, 2009-10)  
**Conference Regular Season Titles:** None  
**Conference Tour. Titles:** One (Sun Belt, 1989-90)

## TEAM INFORMATION

**2015-16 Overall Record:** 8-25  
**Home/Away/Neutral:** 4-14/3-9/1-2  
**2015-16 The American Record:** 4-14  
**2015-16 The American Finish:** 10th  
**Starters Returning:** 3  
**Returning (who played last season):** 5  
**Newcomers (eligible to play):** 6  
**Lost:** 6

## COACHING STAFF

**Head Coach:** Orlando Antigua (Pittsburgh, 1995)  
**Assistant Coaches:**  
 Sergio Rouco (Nova Southeastern, 1987)  
 Rod Strickland (Northeastern Illinois, 2013)  
 Murry Bartow (UAB, 1985)  
**Director of Operations:**  
 Jerry McCullough (Pittsburgh, 1995)  
**Video Coordinator:**  
 Spencer Smith (Oklahoma, 2012)

## 2015-16 SEASON STANDINGS

Cincinnati	0-0	10-2
SMU	0-0	10-3
Houston	0-0	9-3
Memphis	0-0	9-3
UCF	0-0	9-3
Temple	0-0	9-4
East Carolina	0-0	8-5
<b>USF</b>	<b>0-0</b>	<b>6-5</b>
Tulsa	0-0	6-6
UConn	0-0	5-6
Tulane	0-0	3-9

## CONFERENCE CORNER

### PRESEASON COACHES' POLL

1. Cincinnati (6)
2. UConn (5)
3. SMU
4. Houston
5. Memphis
6. Temple
7. East Carolina
8. UCF
9. Tulsa
- 10. USF**
11. Tulane

### Preseason Player of the Year

Troy Caupain, G, Sr., Cincinnati  
 Dedric Lawson, G/F, So., Memphis

### Preseason Rookie of the Year

Alterique Gilbert, G, Fr., UConn

### ALL-CONFERENCE TEAMS

#### First Team

Troy Caupain, G, Cincinnati\*  
 Gary Clark, F, Cincinnati\*  
 Dedric Lawson, G/F, Memphis  
 Ben Moore, F, SMU  
 Damyean Dotson, G, Houston

#### Second Team

Shake Milton, G, SMU  
 Jalen Adams, G, UConn  
 Jahmal McMurray, G, USF  
 Rob Gray, Jr., G, Houston  
 B.J. Tyson, G, East Carolina

\* unanimous selection

### PLAYER OF THE WEEK

Nov. 14 - Sam Ojeleye, F, SMU  
 Nov. 21 - Tacko Fall, C, UCF  
 Nov. 28 - Obi Enechionya, F, Temple  
 Dec. 5 - Kyle Washington, F, Cincinnati  
 Dec. 12 - Dedric Lawson, F, Memphis  
 Dec. 19 - Dedric Lawson, F, Memphis  
 Dec. 26 - Gary Clark, F, Cincinnati



## NOTES

### DOMINATION OF DELAWARE

The Bulls' 81-53 win over Delaware on Dec. 22 was the largest margin of victory for USF this season. It was the second biggest win, point-wise, in the Orlando Antigua era. (The Bulls were victorious 74-45 against UCF on March 4, 2013).

### SETTING THE BAR HIGH AGAINST THE BLUE HENS

A few Bulls set career-highs against Delaware on Dec. 22. Forward **Tulio Da Silva** posted a career-high 18 points in the win. Forward **Luis Santos** logged nine points, another new plateau. Guard **Jake Bodway** compiled seven points, a career-high. Forward **Isaiah Manderson** scored his first career USF points. Freshman walk-ons, **Yito Alvarado** and **Henry Beard** made their collegiate debuts late in the second half.

### WAY TO GO TULIO

Forward **Tulio Da Silva** utilized a career-high 18 points against Delaware on Dec. 22 to be named on The American's weekly honor roll. It was his first time appearing on the conference weekly honor roll. Da Silva was also named The American's Rookie of the Week on Nov. 21.

### ORLANDO ANTIGUA ON JAHMAL MCMURRAY

On Dec. 20...

This morning, Jahmal McMurray informed me of his intent to transfer from USF. Per his request, we have agreed to grant him an immediate release to do so. I wish him the best in his future endeavors. My focus remains on leading the young men on our USF Bulls team as they continue striving for excellence on and off the court.

### A LOOK AT THE CRAZY COMEBACK WIN VS. B-C

USF trailed Bethune-Cookman, 39-20, with 5:09 left in the first half and won the game 79-73 in overtime on Dec. 12. The 19-point comeback was the largest in the Orlando Antigua era and might be the largest in school history. The research has not been completed yet, but so far no evidence has proven it to be false.

■ After a jumper by B-C's Reggie Baker made it 66-53 with 4:45 remaining, USF's defense tightened and didn't allow another point for the remainder of regulation.

■ Among the Bulls' 13 answered points to force overtime were two free throws by **Geno Thorpe** to tie the game with 6.1 seconds left.

■ **Jahmal McMurray** scored seven of USF's 13 overtime points including a big 3-pointer to put USF ahead 75-70 with 41 seconds remaining.

■ McMurray and Thorpe each went 2-for-2 from the free

throw line in the final 16 seconds to seal the win.

■ In the final 9:45 of the game, including overtime, USF outscored Bethune-Cookman 26-7.

■ It was the first overtime win for USF since a 73-71 victory at UAB on Nov. 20, 2014.

### TWO FOR TWO

**Jahmal McMurray** and **Bo Zeigler** each finished with 20 points in USF's 79-73 overtime win vs. Bethune-Cookman. It was the first time since Dec. 28, 2014 that two USF players scored at least 20 points. Anthony Collins and Chris Perry each had 21 points in a 75-61 win at Bowling Green.

### OPTIONS FROM THREE

Last season, USF was limited with who could be counted on to make a 3-point shot. Only three players, **Jahmal McMurray** (73), **Nehemias Morillo** (34) and **Angel Nunez** (23), made more than two 3-pointers last season. This year, five players, McMurray, **Troy Holston**, **Michael Bibby**, **Malik Fitts** and **Geno Thorpe**, have already made more than two 3-pointers.

### TALLER THAN YOUR AVERAGE TEAM

According to KenPom.com, USF ranks as the 32nd tallest team in the country with an average height of 78.0 inches (6-5). That height ranks sixth among American Athletic Conference schools. Six-foot 10-inch **Isaiah Manderson** (Bronx, N.Y.) becomes eligible to play on Dec. 17, after transferring from Texas Tech.

### THE IMPROVEMENT OF LUIS SANTOS

Forward **Luis Santos** (Bronx, N.Y.) has totaled 62 points in his last seven games, an average of 8.8 per game. Prior to those six games, Santos had just 23 total points, including 17 all of last season.

### SCORING IN THE PAINT

USF has outscored its opponents in the paint in eight of the 11 games this season (one tie). Overall, USF has outscored its opponents by 99 points in the paint.

■ In its home opener, USF defeated FAMU by winning in the frontcourt. The Bulls outrebounded the Rattlers, 47-32, and outscored them in the paint, 46-16. It was the most points in the paint scored for USF since Feb. 5, 2014, when the Bulls beat UCF, 79-78 and outscored the Knights, 54-42, down low.

### FOWL GAME

Of the four NCAA Division I schools that call themselves 'Owls'

USF will play three of them. USF lost at Florida Atlantic and defeated Kennesaw State in consecutive games. USF has two conference meetings with the Temple Owls.

■ Rice is the only Owl team in NCAA Division I basketball that USF will not play this season.

### FRESHMAN DOUBLE-DOUBLE

When **Tulio Da Silva** recorded his first-career double-double with 14 points and 10 rebounds on Nov. 22 at Florida Atlantic, it was the first double-double by a USF freshman since March 4, 2015. Then freshman **Troy Holston** had 19 points and 10 rebounds against UCF. **Bo Zeigler** also had a double-double in the same game as a freshman with 20 points and 10 rebounds. Before Da Silva's double-double, the last freshman to accomplish the feat on the road was Chris Perry with 14 points and 11 rebounds at George Mason on Dec. 4, 2013.

### DA SILVA NAMED CONFERENCE ROOKIE OF THE WEEK

USF redshirt freshman **Tulio Da Silva** was named the American Athletic Conference Rookie of the Week on Nov. 21. The forward from Brazil averaged 12.0 points and 7.0 rebounds in a 1-1 week for the Bulls. Da Silva recorded 11 points and nine rebounds in a 74-61 loss to Elon and had 13 points and five rebounds in a 70-65 win over Rider.

### YOUNG BULLS

USF is one of four NCAA Division I teams with no seniors on its roster. The other three teams are Bradley, Penn State and UT-Rio Grand Valley. The Bulls are also the youngest team in the conference in terms on years of college experience. By looking at each team's complete roster (including those that might not be eligible or healthy), USF's 15 years of college experience is the fewest in the conference. Houston is the most experienced with 26 years.

■ As a conference, The American is one of the youngest conferences in the country, based upon percentage of returning possession-minutes. With only 47.7 percent of possession minutes back, The American ranks 31st among 32 conferences

Team	Yrs. of College Experience	Seniors
Houston	26	5
UCF	25	3
East Carolina	20	4
Cincinnati	19	3
Temple	19	4
Tulane	19	2
Tulsa	18	2
SMU	17	3

## ORLANDO ANTIGUA TIMELINE

### March 31, 2014

Hired as USF's ninth men's basketball coach.

### April 1, 2014

Introductory press conference took place in the Sun Dome Arena Club.

### April 15, 2014

Threw out the first pitch prior to the USF baseball game vs. Stetson.

### June 4, 2014

Threw out the first pitch prior to the Tampa Bay Rays game against the Miami Marlins.

### August 13, 2014

Antigua's second year as head coach of the Dominican Republic national team began with an exhibition in the Bahamas against Chalmers-Reims.

### August 17, 2014

The Dominican Republic defeated the University of Kentucky 63-62 in the second of two games against his former school.

### September 6, 2014

The Dominican Republic lost to Slovenia, 71-61, in the round of 16 of the World Cup of Basketball in Barcelona, Spain, ending Antigua's second year as head coach of the team.

### November 14, 2014

Collected a win in his first game as a collegiate head coach, beating Flagler 75-61.

### December 27, 2014

Served as Bolts Social Captain for the Tampa Bay Lightning in a 3-2 win over the Carolina Hurricanes.

### January 3, 2015

In his first game of 2015, Antigua defeated East Carolina 58-50 for his first American Athletic Conference victory.

### November 27, 2015

Coached against mentor John Calipari and No. 1 Kentucky for the first time since leaving the Wildcats' staff after five years as an assistant coach. Kentucky won the game 84-63.

### December 5, 2015

For the second time in the history of the NCAA, two Hispanic head coaches met in basketball when Antigua faced Frank Martin and South Carolina. The Gamecocks won the contest 81-63.

### March 10, 2016

Coached USF to its first conference tournament win in four years with a 71-66 win over East Carolina in Orlando.

## NOTES

UConn	17	4
Memphis	16	3
USF	15	0

### GRAY TO JERSEY

Last season, a lot of attention was given to the handfull of USF players at the end of the bench wearing gray warm-ups. Coaches Larry Brown (SMU), Mick Cronin (Cincinnati) and Kelvin Sampson (Houston) each made reference to them in postgame press conference or to Orlando Antigua in passing. "After the game, I shook hands with more (USF) guys in gray warmups instead of green-and-white uniforms than I can remember," Brown said on Feb. 7. Those individuals that move from the bench to the court this season are freshman forward **Tulio Da Silva**, a four-star recruit who was a non-qualifier last season, sophomore guard **Troy Holston** who suffered a torn ACL in July 2015, junior forward **Isaiah Manderson**, a transfer from Texas Tech after the 2015 fall semester and **Geno Thorpe**, a Penn State transfer.

### CHANGE OF PACE

After learning under Kentucky head coach John Calipari for six years (five at UK and one at Memphis), USF head coach Orlando Antigua knows how to play fast. His roster is more equipped to play up-tempo this season than the previous two years. The Bulls will have speed at every position including center with **Ruben Guerrero**, a big man who loves to run.

### GUERRERO THE SPORTING FELLOW

USF's "Mr. Nice Guy," **Ruben Guerrero**, has been rewarded for his good deeds. In March, he was the recipient of the American Athletic Conference Sportsmanship Award and in September, was the recipient of the 2015-16 NCAA Division I Male Sportsmanship

■ Guerrero has received recognition on campus for the past two years as his peers voted him the Most Spirited Student-Athlete at USF's Stampede of Champions. All teams competing at USF feel Guerrero's presence of support, as he faithfully encourages and cheers them on during competition.

■ The national award selected by the NCAA Committee on Sportsmanship and Ethical Conduct.

■ A business major, Guerrero boasts a team-best cumulative GPA of 3.75.

### MOST INTERESTING FACTS

Some of the more interesting and lesser known facts about this season's roster.

■ Two players were born on holidays. **Malik Fitts** was born on Independence Day (July 4, 1997). **Mike Bibby** was born on Christmas Eve (Dec. 24, 1997).

■ **Ruben Guerrero** got his first tattoo, located on his right tricep. He got it with his younger brother (Adrien) and younger cousin (Rafa). They are all three 3 Musketeers themed. Ruben's is a sword through vines with a "1" in it since he's the oldest. Adrien's is a sword through a rose with a "2" in it. Rafa's is a sword through two wings with a "3" in it. Ruben, who won the American Athletic Conference Sportsmanship Award in spring of 2016, says the tattoo does not change his Mr. Nice Guy persona.

■ Several of the players have special symbolism behind the jersey numbers they are wearing.

**Malik Martin** wears No. 5 to honor his brother, who was born on Feb. 5 and died when Malik was 16.

**Michael Bibby** wears 10 because his father, Mike Bibby, wore the number as well as other athletes in his family.

**Yito Alvarado** wears 17 for his mother, Norma Concepcion, who was born on Jan. 17.

## MEDIA INFORMATION

### MEDIA CONTACT

Mike Radomski, Assistant Director  
Email: [mradoski@usf.edu](mailto:mradoski@usf.edu)  
Office: 813-974-7099  
Cell: 813-285-0605

### INTERVIEWS

All interviews are to be conducted through the USF Athletic Communications and men's basketball contact Mike Radomski. The best method of contact is via email at [mradoski@usf.edu](mailto:mradoski@usf.edu). Orlando Antigua and select players will be made available at least one time prior to each game, never the day of the game. Send a request to Radomski to be put on the men's basketball email list for dates and times of upcoming practices.

### CREDENTIALS

All credential requests will be approved by the USF Athletic Communications office and men's basketball contact Mike Radomski ([mradoski@usf.edu](mailto:mradoski@usf.edu)). All request must be made at least 24 hours prior to the requested game.

### USF IMG SPORTS NETWORK

The USF IMG Sports Network includes Jim Lighthall calling the play-by-play and Todd Kalas providing color and analysis. Marc Miller is the primary engineer for home games. Gameday coverage begins 30 minutes before tipoff time and includes the pregame comments of coach Orlando Antigua and a USF assistant coach. After each game, the crew visits with coach Antigua.

### USF BASKETBALL SHOW (RADIO)

USF men's basketball's weekly radio show, the USF Basketball Show, airs weekly from 7-8 p.m. on 820 AM and online at [GoUSFBulls.com](http://GoUSFBulls.com).

**World of Beer:** Nov. 15, Nov. 29; Dec. 13, Dec. 26; Jan. 9, Jan. 23, Jan. 30, Feb. 6, Feb. 13, Feb. 20, Feb. 27, March 6

### USF BAKETBALL SHOW (TV)

The six-show series titled *USF Basketball: Run With The Bulls* will track the USF players, coaches and program on and off the field. Viewers will be taken first-hand behind the scenes, get intimate glimpses into the players and coaches lives and see the dynamics that will make the Bulls' program unique as Antigua works to establish a culture of consistent winning at USF.

*USF Basketball: Run With The Bulls* is produced by Awesome Films. Original air dates will be announced soon. The shows can also be found on USF's YouTube page, [YouTube.com/BullsVision](http://YouTube.com/BullsVision).

## FOR STARTERS

### STARTERS BY GAME

Florida A&M	Thorpe	Holston	Zeigler	Da Silva	Guerrero
Elon	Thorpe	Holston	Zeigler	Da Silva	Guerrero
Rider	Thorpe	Holston	Zeigler	Da Silva	Guerrero
at FAU	Thorpe	Holston	Zeigler	Da Silva	Guerrero
Kennesaw St.	Bibby	Thorpe	Holston	Da Silva	Guerrero
at Troy	Bibby	Thorpe	Holston	Da Silva	Guerrero
at GW	Thorpe	Holston	Fitts	Da Silva	Guerrero
Bethune-Cook.	Bibby	Thope	Fitts	Da Silva	Guerrero
South Carolina	McMurray	Thope	Fitts	Da Silva	Guerrero
Northern Ill.	Bibby	Thope	Fitts	Zeigler	Guerrero
Delaware	Bibby	Thorpe	Fitts	Zeigler	Santos
at ECU					
Houston					
at SMU					
Tulane					
at Memphis					
at UCF					
Tulsa					
UConn					
at Cincinnati					
Memphis					
at Temple					
at UConn					
East Carolina					
Cincinnati					
at Tulane					
at Tulsa					
UCF					
Temple					

### RECORD BY STARTING LINEUP (6 DIFFERENT)

Bibby, Thorpe, Holston, Da Silva, Guerrero	2-0
Bibby, Thorpe, Fitts, Da Silva, Guerrero	1-0
Thorpe, Holston, Zeigler, Da Silva, Guerrero	2-1
Thorpe, Holston, Fitts, Da Silva, Guerrero	0-1
McMurray, Thorpe, Fitts, Da Silva, Guerrero	0-1
Bibby, Thorpe, Fitts, Zeigler, Guerrero	0-1
Bibby, Thorpe, Fitts, Zeigler, Santos	1-0

# #BULLSUNITE

## NOTES

**Malik Fitts** wears 24 because of his fellow southern California resident, Kobe Bryant.

■ **Luis Santos** grew up playing baseball in the Dominican Republic and as a pitcher, could throw the ball 80 miles per hour at the age of 14.

■ **Michael Bibby** is a big Tupac fan, as his father, 17-year NBA veteran Mike Bibby, always listened to it in the car. Michael is also a Michael Jackson fan. He listened to the music after his death and claims to know every word to 15 of his songs. Dirty Diana is his favorite.

■ Of the weight changes by the Bulls, two top the list. **Bo Zeigler** went from 182 as a freshman to 212 at the start of this season, gain of 30 pounds. **Jake Bodway** went from 185 to 201 in his three years with the Bulls, a gain of 16 pounds. According to strength coach Stuart Hart, Bodway is pound-for-pound the strongest player on the team.

### BARTOW JOINS STAFF

Among the changes to the team this season is the addition of assistant coach Murry Bartow. Bartow comes to USF with 16 years of experience as a head coach, the last 12 at East Tennessee State and the previous six at UAB. While at ETSU, the Bucs made six postseason appearance highlighted by an NCAA bid and a 27-6 record in 2013-14, matching the best record in school history. Bartow was named the Southern Conference Coach of the Year in 2003-04 and was honored by his peers again as the Atlantic Sun Coach of the Year in 2006-07 following a 24-10 record and conference championship with the Bucs.

### TOUGH SCHEDULE LAST SEASON

USF played the toughest nonconference schedule of any team in the American Athletic Conference during the 2015-16 season with a ranking of 60. USF's overall strength of schedule was 59, was second only to UConn (36) in the conference. USF's 2015-16 schedule included nine teams with an RPI of 59 or better. The Bulls played five teams ranked in the top 40 RPI; No. 10 Kentucky, No. 14 SMU, No. 23 Seton Hall, No. 33 UConn and No. 36 George Washington.

### BULL STRONG

Among the new staff members this season is director of athletic performance Stuart Hart. After two seasons working with the USF women's basketball team in the same capacity, Hart joined the men's staff this past summer, replacing Mike Malone. Hart's work can be seen on the court and on the roster. **Luis Santos** increased his weight by 16 pounds, from 250 to 266. Many of the players believe this season will be different than in years past because of Hart's training process and the discipline he's instilled in them.

## MISCELLANEOUS STATS

### USF'S LARGEST

	SEASON	UNDER ANTIGUA
Lead	29 (Delaware, 12/22/16)	29 (vs. UCF, 3/4/15)
Deficit	21 (vs. Elon, 11/17/16)	41 (at SMU, 12/31/14)
Margin of Victory	28 (vs. Delaware, 12/22/16)	29 (vs. UCF, 3/4/15)
Margin of Defeat	16 (at FAU, 11/22/16)	34 (2x) (vs. SMU, 2/7/16)
Halftime Lead	21 (vs. KSU, 11/17/16)	21 (vs. KSU, 11/17/16)
Halftime Deficit	13, (vs. Elon, 11/17/16, vs. B-C, 12/12/16)	34 (at SMU, 12/31/14)
Deficit in Win	19 (vs. B-C, 12/12/16)	19 (vs. B-C, 12/12/16)
Halftime Deficit in Win	13 (vs. B-C, 12/12/16)	13 (vs. B-C, 12/12/16)
Lead in Loss	10 (at FAU, 11/22/16)	15 (vs. NJIT, 11/16/15)
Halftime Lead in Loss	6 (vs. SC, 12/17/16)	6 (vs. SC, 12/17/16)

### USF'S LONGEST

	SEASON	UNDER ANTIGUA
Longest Winning Streak	2	3
Longest Losing Streak	1	11

### RECORD WHEN

	SEASON	UNDER ANTIGUA
at Home	5-3	17-24
on the Road	1-2	5-25
Neutral Site		1-4
Leading at halftime	4-3	15-10
Trailing at halftime	2-2	7-41
Tied at halftime		1-2
Overtime		0-0
USF shoots 50% or better from field	3-1	9-8
USF shoots 40-49% from field	3-1	14-21
USF shoots under 40% from field	0-2	0-23
Opp. shoots 50% or better from field		0-9
Opp. shoots 40-49% from field	1-3	4-31
Opp. shoots under 40% from field	5-2	19-12
USF outrebounds opponent	3-2	15-16
Opp. outrebounds USF	3-3	7-32
Tied in rebounds		1-5
USF records 10 or more steals	2-0	2-3
USF records 15 or more assists	3-0	8-5
USF commits less than 15 turnovers	2-1	13-26
USF commits 15 or more turnovers	4-4	10-27
USF commits less turnovers than opp.	2-1	7-11
USF commits more turnovers than opp.	2-4	12-41
USF shoots 50% or better from the line	6-5	22-47
USF shoots under 50% from the line		1-6
USF shoots 70% or better from the line	3-0	9-16
USF scores 59 points or less	0-1	1-25
USF scores between 60-69 points	1-4	6-22
USF scores between 70-79 points	2-0	11-6
USF scores between 80-89 points	3-0	5-0
USF scores between 90-99 points		0-0
USF scores 100+ points		0-0
Playing in November	3-2	10-9
Playing in December	3-3	5-16
Playing in January		3-14
Playing in February		3-9
Playing in March		2-6
Playing on Saturday	1-2	6-16
Playing on Sunday		2-10
Playing on Monday	3-0	3-2
Playing on Tuesday	0-2	5-6
Playing on Wednesday		3-8
Playing on Thursday	2-1	3-8
Playing on Friday		1-3
Playing during the afternoon (before 5 p.m.)	0-2	7-24
Playing during the evening	6-3	16-28
Games decided by three points or less	1-1	5-4
Games decided by four to 10 points	3-0	9-14
Games decided by 11-20 points	1-3	7-27
Games decided by more than 20 points	1-0	2-8
Winning the opening tip	3-3	12-15
In white uniforms	5-3	17-24
In green uniforms	1-2	6-26
In gold uniforms		0-3

## MISCELLANEOUS STATS

### LED (TIED) THE TEAM IN...

	Pts.	Rebs.	Asts.	St.	Bks
Alvarado	-	-	-	-	-
Bibby	1	-	3	-	1
Bodway	-	-	-	-	-
Da Silva	3	5	-	3	4
Fitts	-	2	1	2	-
Guerrero	-	4	-	3	6
Holston	-	-	-	2	2
Manderson	-	-	-	-	-
McMurray	3	-	-	1	-
Santos	-	1	-	3	4
Thorpe	5	1	7	6	-
Zeigler	2	1	1	3	2

### MISCELLANEOUS

	Dunks	Charges	FT Last 5 Min.
Alvarado	-	-	-
Bibby	-	1	2-4
Bodway	-	-	2-4
Da Silva	4	1	5-11
Fitts	4	-	3-6
Guerrero	4	-	2-4
Holston	-	-	2-6
Manderson	-	-	-
McMurray	-	-	2-2
Santos	2	-	1-4
Thorpe	-	-	25-28
Zeigler	9	5	2-4
<b>Totals</b>	<b>23</b>	<b>8</b>	<b>46-74 (62.2%)</b>

### ALLEY-OOP DUNKS

Dunker	Passer	Game (date)
Guerrero	Bibby	vs. FAU (11/11/16)
Zeigler	Thorpe	vs. Rider (11/19/16)
Guerrero	Bodway	at FAU (11/22/16)
Zeigler	Thorpe	at GW (12/3/16)
Zeigler	Thorpe	vs. B-C (12/12/16)

### DOUBLE-DOUBLES

Ruben Guerrero	13 P, 16 R vs. FAMU (11/11/16)
Tulio Da Silva	14 P, 10 R at FAU (11/22/16)
Ruben Guerrero	10 P, 11 R at GW (12/3/16)
Tulio Da Silva	12 P, 15 R vs. B-C (12/12/16)

## AWARDS WATCH

### TULIO DA SILVA

■ American Athletic Conference  
Weekly Honor Roll (12/26)  
■ American Athletic Conference  
Rookie of the Week (11/21)

### RUBEN GUERRERO


■ American Athletic Conference  
Honor Roll (11/11)

### JAHMAL MCMURRAY

■ American Athletic Conference  
Honor Roll (12/19)  
■ Preseason American  
Athletic All-Conference Second  
Team (10/24)



## USF'S RETIRED NUMBERS




### #12 CHUCKY ATKINS (1993-96)

- Sixth all-time leading scorer (1,619)
- One of two Bulls to have 1,600 points and 500 assists in a career.
- Played eight years in the NBA.



### #30 CHARLIE BRADLEY (1982-85)

- All-time leading scorer (2,319)
- Considered the greatest men's basketball player to ever play at USF.
- Was the first player in program history to have his jersey number retired (2/14/87).



### #31 RADENKO DOBRAS (1989-92)

- One of the top student-athletes ever at USF
- Compiled a 3.4 GPA in computer engineering
- Third all-time leading scorer (1,935)

## SUN DOME

■ Opened in December 1980, the 36-year old Sun Dome Arena has served as the home venue and facility for the USF men's and women's basketball teams. The multi-purpose venue also has hosted an abundance and variety of other events both internal and external to USF including, but not limited to, commencements, concerts, sports and entertainment events, consumer shows, religious services, conventions, ethnic festivals, rodeos, wrestling, youth sports camps, gymnastics and cheerleading competitions, lectures, and political rallies among other corporate, community and USF events.

■ In June 2011, the USF Board of Trustees approved a \$35.6 million major renovation to the 250,000-square-foot Arena including, but not limited to, the complete reconfiguration of the approximately 10,000 seat bowl (to oval bowl seating setting), adding a state-of-the-art center hung LED scoreboard, additional concessions and restrooms at the concourse level (by adding a concourse under and throughout the permanent second level seating), modifying and enhancing the southeast and southwest entries, and the restoration of existing exterior concrete amongst other cosmetic improvements.

■ Additionally, the project provided for 10 loge boxes with a total capacity of about 60 seats to be sold by the USF Athletics Department. Basketball loge box holders have the first right of refusal to purchase tickets to other external events (e.g. concerts). The project, which was completed in May 2012, is anticipated to extend the useful life of the Arena for a 30-year time period.

## USA TODAY COACHES POLL

Dec. 26

Team	Record	Points
1Villanova (27)	12-0	771
2UCLA (2)	13-0	736
3Kansas (1)	11-1	695
4Baylor	12-0	656
5Duke (1)	12-1	641
6Gonzaga	12-0	600
7Louisville	11-1	560
8Kentucky	10-2	537
9Creighton	12-0	531
10North Carolina	11-2	522
11Virginia	10-1	454
12West Virginia	11-1	438
13Butler	11-1	397
14Wisconsin	11-2	347
15Purdue	11-2	331
16Indiana	10-2	285
17Xavier	10-2	277
18Arizona	11-2	232
19Saint Mary's	10-1	214
20Florida State	12-1	161
21Oregon	11-2	148
22USC	13-0	136
<b>23Cincinnati</b>	<b>10-2</b>	<b>93</b>
24Notre Dame	10-2	92
<b>25South Carolina</b>	<b>9-2</b>	<b>57</b>

### OTHERS RECEIVING VOTES

Florida 37, Maryland 33, Arkansas 27, Oklahoma State 17, Miami 13, TCU 7, California 7, Minnesota 7, Virginia Tech 4, Seton Hall 4, Nevada 3, Colorado 2, UNC Wilmington 1, New Mexico State 1, Middle Tennessee 1

### 2016-17 Opponents in BOLD

## AP TOP 25

Dec. 26

Team	Record	Points
1Villanova (56)	12-0	1,614
2UCLA (3)	13-0	1,518
3Kansas	11-1	1,461
4Baylor (6)	12-0	1,458
5Duke	12-1	1,375
6Louisville	11-1	1,260
7Gonzaga	12-0	1,222
8Kentucky	10-2	1,171
9North Carolina	11-2	1,113
10Creighton	12-0	1,049
11West Virginia	11-1	933
12Virginia	10-1	892
13Butler	11-1	837
14Wisconsin	11-2	772
15Purdue	11-2	745
16Indiana	10-2	709
17Xavier	10-2	548
18Arizona	11-2	512
19Saint Mary's	10-1	407
20Florida State	12-1	326
21Oregon	11-2	321
22USC	13-0	248
<b>23Cincinnati</b>	<b>10-2</b>	<b>207</b>
24Notre Dame	10-2	204
25Florida	9-3	76

### OTHERS RECEIVING VOTES

Maryland 40, Virginia Tech 37, Seton Hall 18, Clemson 12, Minnesota 8, Miami 8, Oklahoma State 7, Northwestern 5, **South Carolina 4**, UNC Wilmington 3, Arkansas 3, Iowa State 2

### 2016-17 Opponents in BOLD

## MUMA CENTER

■ Pam and Les Muma made a lead gift of \$3 million to the basketball center on March 26, 2008.

■ The USF coaches, players, administration and special guests helped celebrate the opening of the new on-campus Pam and Les Muma Basketball Center in 2011.

■ It is a two-story, 51,000 sq. foot facility.

■ The building has a split floor plan that provides both men's and women's programs their own practice court, locker room, offices, film room and lounge, while offering shared training room and strength and conditioning facilities.

## 2015-16 STATS

TEAM STATISTICS	USF	OPP
SCORING	2085	2352
Points per game	63.2	71.3
Scoring margin	-8.1	-
FIELD GOALS-ATT	774-1852	817-1978
Field goal pct	.418	.413
3 POINT FG-ATT	133-465	235-736
3-point FG pct	.286	.319
3-pt FG made per game	4.0	7.1
FREE THROWS-ATT	404-612	483-704
Free throw pct	.660	.686
F-Throws made per game	12.2	14.6
REBOUNDS	1271	1192
Rebounds per game	38.5	36.1
Rebounding margin	+2.4	-
ASSISTS	331	495
Assists per game	10.0	15.0
TURNOVERS	485	316
Turnovers per game	14.7	9.6
Turnover margin	-5.1	-
Assist/turnover ratio	0.7	1.6
STEALS	150	255
Steals per game	4.5	7.7
BLOCKS	176	106
Blocks per game	5.3	3.2
ATTENDANCE	55770	92772
Home games-Avg/Game	18-3098	12-6169
Neutral site-Avg/Game	-	3-6249

Score by Periods	1st	2nd	Totals
USF	940	1145	2085
Opponents	1090	1262	2352





## Orlando Antigua Head Coach • Pittsburgh, 1995

- Was named the ninth head coach in USF history and is now in his third season with the Bulls.
- Led the Bulls to four conference wins last season, the most for the program in four seasons.
- Previously served as assistant coach at Kentucky under John Calipari for five seasons.
- Was named the top assistant coach under 40 by ESPN.com in 2012.
- Made three trips to the Final Four during his five seasons at Kentucky.
- Was an assistant coach for one season under Calipari at Memphis (2008-09).
- Served as an assistant coach under Jamie Dixon at Pittsburgh for three seasons (2005-08).
- Accumulated a record of 266-67 in his nine seasons as an assistant coach.
- The first player of Latin America descent to play for the Harlem Globetrotters (1995-2002).
- Was a two-time team captain as a player at Pittsburgh (1991-95).
- Named the USBWA Most Courageous Athlete in 1994.
- One of three hispanic men's head coaches in NCAA Division I (Frank Martin - South Carolina, Jim Larranaga - Miami)
- Born in the Dominican Republic. Raised in Bronx, N.Y.

## ON THE BENCH



### Sergio Rouco

Assistant Coach • Nova Southeastern, '87

- Third season as an assistant coach after spending three years in the same capacity at Ole Miss.
- Head coach at FIU for five seasons.
- Assistant coach stints at FIU (1987-91, 2000-03), UTEP (2003-04).
- Spent time as a high school head coach in Miami at Loyola (1986-87) and Miami Noreland (1991-95).
- Born in Cuba. Raised in Miami, Fla.



### Rod Strickland

Assistant Coach • DePaul/Northeastern Illinois, '13

- Third season as an assistant coach after spending six seasons at Kentucky as special assistant to Naismith Hall of Fame Coach John Calipari.
- First-round draft pick of the New York Knicks in 1988. Played 17 years in the NBA.
- Played in 1,094 games, scored 14,463 points (13.2 per game) and dished out 7,987 assists (7.3 per game).
- Born and raised in Bronx, N.Y. Member of the New York City Basketball Hall of Fame.
- Two-time All-American at DePaul (1987, 1988). Went back to school and earned his degree from Northeastern Illinois in 2013.



### Murry Bartow

Assistant Coach • UAB, '85

- First season as an assistant coach after spending 18 seasons as a head coach, 12 at East Tennessee State and six at UAB.
- Named conference coach of the year in 2003-04 and 2006-07 (Atlantic Sun).
- Has a career record of 317-238 (.571).
- In 18 years as a head coach, made a postseason tournament nine times including four bids to the NCAA.
- Played for his father, legendary head coach Gene Bartow, at UAB and was part of four NCAA Tournament teams.



### Jerry McCullough

Basketball Operations • Pittsburgh, '95

- Second season as the Director of Basketball Operations after spending three seasons as the head coach at The MacDuffie School in Granby, Mass.
- Played professionally for 13 years (1996-2009), mostly in Europe.
- Played at Pittsburgh (1991-96). Was a finalist for AP NCAA Player of the Year in 1993-94.
- Has either played with or against Orlando Antigua since Antigua was 14 years old including three years as teammates at Pittsburgh.
- Born and raised in Harlem, N.Y.

## HEAD COACH ORLANDO ANTIGUA

### BORN

Feb. 20, 1973,  
Dominican Republic

### HOMETOWN

New York, N.Y. (Bronx)  
St. Raymond High School

### EDUCATION

Pittsburgh, 1995  
Bachelor's in social science

### 9TH USF HEAD COACH

March 31, 2014

### FAMILY

Wife: Dana  
Children: Olivia, Orlando Anthony  
Mother: Damaris

### PLAYING CAREER

Pittsburgh, 1991-95  
Harlem Globetrotters, 1995-2002  
*Nicknamed "Hurricane"*

### COACHING CAREER

2003-05 | 2 seasons |  
Pittsburgh, Director of Operations

2005-08 | 3 seasons | 81-26  
Pittsburgh, Assistant Coach

2008-09 | 1 season | 33-4  
Memphis, Assistant Coach

2009-14 | 5 seasons | 152-37  
Kentucky, Assistant Coach

2014-present | 2 season | 17-48  
USF, Head Coach

### NCAA APPEARANCES

2004, 2005, 2006, 2007,  
2008 - Pittsburgh  
2009 - Memphis  
2010, 2011, 2012, 2014 - Kentucky

### NIT APPEARANCE

2013 - Kentucky

### ORLANDO ANTIGUA ACCOLADES

- As a senior in high school, earned McDonald's All-America and Parade magazine All-America second-team honors and was also named All-New York City
- Named Most Courageous Athlete by the United States Basketball Writers Association (1994)
- First Latin American to play for the Harlem Globetrotters (1995)
- For dedication to the community, was named one of the nation's top 100 most influential Hispanic Americans by Hispanic Business magazine
- Named the top assistant coach in the nation under 40 by ESPN.com (2012)
- Helped recruit five-straight No. 1 ranked recruiting classes at Kentucky
- Kentucky's 2013-14 team became the first to reach a Final Four with an all-freshmen starting lineup since Michigan in 1992

## ANTIGUA AS HEAD COACH

YEAR	SCHOOL	RECORD	
		OVERALL	CONF.
2014-15	USF	9-23	3-15
2015-16	USF	8-25	4-14
2016-17	USF	6-5	0-0
<b>TOTALS</b>	<b>2 SEASONS</b>	<b>24-53</b>	<b>7-29</b>

## ANTIGUA AS ASSISTANT COACH

YEAR	SCHOOL	RECORD	
		OVERALL	CONF.
2005-06	Pittsburgh	25-8	10-6
2006-07	Pittsburgh	29-8	12-4
2007-08	Pittsburgh	27-10	10-8
2008-09	Memphis	33-4	16-0
2009-10	Kentucky	35-3	14-2
2010-11	Kentucky	29-9	11-5
2011-12	Kentucky	38-2	16-0
2012-13	Kentucky	21-12	12-6
2013-14	Kentucky	29-11	12-6
<b>TOTALS</b>	<b>9 SEASONS</b>	<b>266-67</b>	<b>113-37</b>

### ANTIGUA/CALIPARI RECRUITING AT UK

Antigua has shown to be one of the best recruiters in the nation while at Kentucky. The Wildcats signed more top-25 players over the five seasons that Antigua was an assistant coach than 28 entire Division I conferences, including the Big Ten and Pac-12.

Player (year)	ESPN	Rivals	Scout
Devin Booker ('14)	18	30	31
Trey Lyles ('14)	7	8	8
Karl Towns ('14)	6	11	11
Tyler Ulis ('14)	33	33	29
Aaron Harrison ('13)	9	7	6
Andrew Harrison ('13)	5	5	5
Dominique Hawkins ('13)	NR	NR	NR
Dakari Johnson ('13)	7	9	17
Marcus Lee ('13)	25	19	24
Julius Randle ('13)	3	2	2
James Young ('13)	8	11	11
Derek Willis ('13)	NR	115	NR
Archie Goodwin ('12)	15	14	14
Willie Cauley-Stein ('12)	40	40	48
Nerlens Noel ('12)	1	2	1
Alex Poythress ('12)	13	8	7
Anthony Davis ('11)	1	2	1
Michael Kidd-Gilchrist ('11)	4	3	6
Marquis Teague ('11)	8	5	8
Kyle Wiltjer ('11)	19	22	24
Terrence Jones ('10)	9	13	8
Enes Kanter ('10)	25	3	3
Brandon Knight ('10)	4	6	6
Doron Lamb ('10)	29	21	28
Stacey Poole, Jr. ('10)	51	33	67
Eric Bledsoe ('09)	NR	23	37
DeMarcus Cousins ('09)	4	2	3
Daniel Orton ('09)	13	22	17
John Wall ('09)	5	1	2
Jon Hood ('09)	92	40	46

<b>Total Top 10 Players</b>	<b>15</b>	<b>14</b>	<b>14</b>
<b>Top 15 Players</b>	<b>18</b>	<b>18</b>	<b>17</b>
<b>Top 20 Players</b>	<b>20</b>	<b>19</b>	<b>19</b>
<b>Top 25 Players</b>	<b>22</b>	<b>23</b>	<b>21</b>

### NBA DRAFT PICKS COACHED BY ANTIGUA (28)

Eric Bledsoe (Kentucky, No. 18)  
DeJuan Blair (Pittsburgh, No. 37)  
Willie Cauley-Stein (Kentucky, No. 6)  
DeMarcus Cousins (Kentucky, No. 5)  
Anthony Davis (Kentucky, No. 1)  
Robert Dozier (Memphis, No. 60)  
Tyreke Evans (Memphis, No. 4)  
Archie Goodwin (Kentucky, No. 29)  
Aaron Gray (Pittsburgh, No. 49)  
Josh Harrellson (Kentucky, No. 45)  
Andrew Harrison (Kentucky, No. 44)  
Dakari Johnson (Kentucky, No. 48)  
Terrence Jones (Kentucky, No. 18)  
Enes Kanter (Kentucky, No. 3)  
Michael Kidd-Gilchrist (Kentucky, No. 2)  
Brandon Knight (Kentucky, No. 8)  
Doron Lamb (Kentucky, No. 42)  
DeAndre Liggins (Kentucky, No. 53)  
Darius Miller (Kentucky, No. 46)  
Nerlens Noel (Kentucky, No. 6)  
Daniel Orton (Kentucky, No. 29)  
Patrick Patterson (Kentucky, No. 14)  
Julius Randle (Kentucky, No. 7)  
Marquis Teague (Kentucky, No. 29)  
Karl-Anthony Towns (Kentucky, No. 1)  
John Wall (Kentucky, No. 1)  
James Young (Kentucky, No. 17)  
Sam Young (Pittsburgh, No. 36)

### ORLANDO ANTIGUA PERSONAL STORY

- The oldest of three children to Damaris Antigua, Orlando grew up in a Bronx apartment with no record of a father at home. His father, also named Orlando, popped in every few years.
- Orlando, just three years older than brother Oliver, was the father figure in the three bedroom apartment. He would discipline, cook and protect at the age of 10 in a house of four.
- On Halloween night in 1988, an argument broke out between some men in Orlando's neighborhood outside an electronics store and one of them pulled a gun. A .22 caliber bullet hit Orlando, an innocent bystander, near his left eye. Oliver took the call from the hospital. Due to the bullet's location (it never penetrated the skull), doctors deemed it safer to not remove the bullet. Orlando was back playing basketball two weeks after the incident. It was extracted during his junior year at Pitt. He still has the bullet and keeps it next to his championship rings.

## THE LAST TIME

The Last Time (Team)	USF	Opponent*
Won in Overtime	Dec. 12, 2016 (79-73, OT, vs. Bethune-Cookman)	
Lost in Overtime	Jan. 31, 2015 (78-71, OT, at Tulsa)	
Played Two Overtimes	Dec. 18, 2013 (68-66, 2OT vs. FGCU)	
Played Three Overtimes	Dec. 21, 2012 (87-84, 3OT vs. Bowling Green)	
Shot 60 Percent in a Game	Dec. 16, 2015 (31-49, 63.3 percent, vs. Jacksonville)	Feb. 7, 2016 (vs. SMU, 60.3 percent)
Shot less than 30 Percent in a Game	March 2, 2016 (15-of-54, 27.8 percent, vs. East Carolina)	Dec. 22, 2016 (18-of-66, 27.3 percent, vs. Delaware)
Shot 50 Percent in Both Halves	Dec. 12, 2016 (52.2% 1st half, 50.0% 2nd half vs. Bethune-Cookman)	Dec. 18, 2014 (56.7% 1st half, 50.0% 2nd half vs. Seton Hall)
Shot 60 Percent for a Half	Nov. 28, 2016 (18-of-25, 72.0 percent, 1st half vs. Kennesaw St.)	Nov. 22, 2016 (12-of-19, 63.2 percent, at FAU)
Shot less than 30 Percent in a Half	March 2, 2016 (6-of-30, 20.0 percent, 1st half vs. East Carolina)	Dec. 22, 2016 (9-of-32, 28.1 percent vs. Delaware)
Shot less than 20 Percent in a Half	Dec. 13, 2015 (5-of-28, 17.9 percent, 1st half vs. NC State)	Feb. 3, 2013 (5-of-27, 18.5 percent, 1st half at UConn)
Shot less than 30 Percent in Both Halves	Feb. 12, 2014 (17.4, 1st Half; 29.6 2nd Half, at UConn)	Dec. 22, 2016 (26.5, 1st Half; 28.1, 2nd half vs. UCF)
Shot 55 Percent or Better and Lost	Dec. 23, 2013 (27-of-49, 55.1 percent, vs. Santa Clara)	March 5, 2003 (Tulane, 55.4 percent)
Shot 100 Percent from the Free Throw Line	Feb. 27, 1981 (12-of-12, at Jacksonville)	March 7, 2009 (5-of-5, at Rutgers)
Shot 90 Percent from the Free Throw Line	March 3, 2013 (92.3 percent, 12-of-13 vs. DePaul)	Jan. 26, 2013 (90.9 percent, 10-of-11, vs. Notre Dame)
Shot less than 50 Percent from the Free Throw Line	March 2, 2016 (44.4 percent, 8-of-18 vs. East Carolina)	Nov. 17, 2012 (2-of-5, 40.0 percent, Loyola-Chicago)
Shot 50 Percent from 3-point Line	Dec. 17, 2016 (6-of-11, 54.5 percent vs. South Carolina)	March 4, 2014 (12-of-23, 52.2 percent, at Houston)
Failed to make a 3-point Field Goal	Nov. 21, 2015 (0-for-10 vs. Boston)	
Attempted 40 Free Throws	Dec. 31, 2013 (41 vs. Memphis)	Nov. 20, 2014 (47 at UAB)
Attempted Less than Five Free Throws	Feb. 22, 2012 (4, at Syracuse)	Nov. 25, 2008 (4, vs. High Point)
Made 30 Free Throws	Feb. 27, 2010 (32, vs. Providence)	Jan. 19, 2005 (30, vs. Memphis)
Made 30 Field Goals	Dec. 15, 2015 (31, vs. Jacksonville)	Feb. 5, 2014 (34 at UCF OT)
Made 40 Field Goals	Nov. 22, 2002 (40, vs. Nova Southeastern)	
Made 10 3-point Field Goals	Nov. 13, 2015 (10 vs. Troy)	Dec. 17, 2016 (10, vs. South Carolina)
Had 50 Rebounds	Dec. 21, 2012 (52, 3OT vs. Bowling Green)	Jan. 5, 2008 (53, at Syracuse)
Had 20 Assists	Dec. 18, 2014 (20 vs. Seton Hall)	Feb. 14, 2016 (21 at Temple)
Had 20 Turnovers	Feb. 5, 2016 (21 at Cincinnati)	
Had 10 Steals	Nov. 28, 2016 (11 vs. Kennesaw St.)	Jan. 10, 2016 (10 vs. Cincinnati)
Had 10 Blocks	March 11, 2016 (10 vs. Temple)	Dec. 20, 2014 (15 vs. Florida State)
Had less than 10 Turnovers	Jan. 20, 2016 (8 vs. UCF)	March 11, 2016 (9 vs. Temple)
Had 5 or fewer Turnovers	March 7, 2014 (5 vs. Tulane)	Jan. 31, 2016 (5 vs. Temple)
Scored 100 Points (Conference)	Jan. 23, 2010 (Won, 109-105, at Providence)	Jan. 23, 2010 (USF Won, 109-105, at Providence)
Scored 100 Points (Non-Conference)	Nov. 17, 2007 (Won, 100-69, vs. FAU)	Jan. 23, 2010 (USF Won, 109-105, at Providence)
Scored 50 Points in a Half	Jan. 16, 2011 (50 vs. Providence)	March 5, 2016 (51 at Tulsa)
Scored 40 Points or Less in a Game	Feb. 12, 2014 (40 at UConn)	
Scored 50 Points or Less in a Game	Dec. 22, 2015 (49 at Seton Hall)	March 4, 2015 ( 45 vs. UCF)
Scored less than 20 Points in 1st Half	March 2, 2016 (16 vs. East Carolina)	Nov. 9, 2013 (19 vs. Tennessee Tech)
Scored less than 20 Points in 2nd Half	March 9, 2013 (19 at Cincinnati)	March 8, 2012 (17 vs. Notre Dame)

The Last Time (Individual)	USF	Opponent*
Scored 30 Points	Jan. 23, 2016 (Jahmal McMurray, 30, at Houston)	Jan. 31, 2016 (Quenton DeCosey, 30, vs. Tulane)
Scored 35 Points	Jan. 31, 2010 (Dominique Jones, 37, vs. Pitt)	Jan. 6, 2010 (Luke Harangody, 36, vs. Notre Dame)
Scored 40 Points	Jan. 23, 2010 (Dominique Jones, 46, at Providence)	
Scored 20 Points in a Half	Dec. 1, 2016 (Geno Thorpe, 20, 2nd half, at Troy)	Dec. 17, 2013 (Bernard Thompson, 2nd half, vs. FGCU - 20T)
Two Players with 20 Points	Dec. 12, 2016 (Jahmal McMurray, 20; Bo Zeigler, 20 vs Bethune-Cookman)	Dec. 12, 2016 (Quinton Forrest, 21; Brandon Tabb, 21 vs. Bethune-Cookman)
Three Players with 20 Points	Feb. 27, 2010 (Dominique Jones, 26; Augustus Gilchrist, 21; Chris Howard, 20)	Jan. 23, 2010 (Jamine Peterson, 26, Marshon Brooks, 25, Sharaud Curry, 24, at Providence)

A USF Player had Back-to-Back 25-point Games	March 1, 2014 (Victor Rudd, 26 at Rutgers), March 4, 2014 (25, at Houston)	
A USF Player had Three-Straight 25-point Games	Jan. 5, 2010 (Dominique Jones, 26, vs. Notre Dame), Jan. 10, 2010 (30, at Syracuse), and Jan. 13, 2010 (28, vs. West Virginia)	

No Player Scored in Double Figures	Feb. 12, 2014 at UConn	Nov. 17, 2012 vs. Loyola-Chicago
Only One Player Scored in Double Figures	Dec. 3, 2015 (Roddy Peters, 14 - at Delaware)	Nov. 30, 2012 (Kentavious Caldwell-Pope - 19 vs. Georgia)
Five Players Scored in Double Figures	Dec. 15, 2015 vs. Jacksonville (Jahmal McMurray - 22, Chris Perry - 16, Nehemias Morillo - 14, Jaleel Cousins - 13, Angel Nunez - 13)	Jan. 22, 2014 (Wayne Blackshear-16, Luke Hancock-14, Montrezl Harrell-14, Russ Smith-12, Mangok Mathiang-10) vs. Louisville
Two Players had a Double-Double	March 4, 2015 (Troy Holston Jr - 19p, 10r; Bo Zeigler - 20p, 10r vs. UCF)	Dec. 22, 2011 (Maurice Bolden 11p, 10r; Darnell Dodson 12p, 12r) at So. Miss.
Double-Double with Points and Assists	Feb. 13, 2013 (Anthony Collins, 12 points, 10 assists) vs. Providence)	Jan. 29, 2012 (Vincent Council, 10 points, 10 assists vs. Providence)
Triple-Double	Dec. 7, 2006 (McHugh Mattis, 22 p, 10 r, 10 b, at Winston Salem State)	
Two Double-Doubles in a Row	Nov. 21, 2015 (Jaleel Cousins - 12p, 14r) vs. Boston Nov. 24, 2015 (Jaleel Cousins - 12p, 13r) vs. Albany	
Four Double-Doubles in a Row	Jan. 9, 2008 (Kentrell Gransberry, 26 points, 11 rebounds, vs. Pittsburgh); Jan. 5, 2008 (14 points, 13 rebounds, at Syracuse); Jan. 2, 2008 (20 points, 17 rebounds, vs. Rutgers); Dec. 29, 2007 (21 points, 14 rebounds, vs. Winston-Salem State)	
20 Points and 20 Rebounds	March 3, 2007 (Kentrell Gransberry, 26 points, 23 rebounds, at DePaul)	
Made 12 Field Goals	Jan. 31, 2015 (Corey Allen Jr., 13, at Tulsa - OT)	Dec. 17, 2013 (Bernard Thompson, 13, vs. FGCU - 20T)
Made 5 Three-Point Field Goals	March 5, 2016 (Jahmal McMurray, 5, at Tulsa)	March 5, 2016 (James Woodard, 5, at Tulsa)
Made 10 Free Throws	Dec. 30, 2015 (Chris Perry, 11-12, vs. Houston)	Dec. 3, 2015 (Kory Holden, 11, at Delaware)
Had 15 Rebounds	Jan. 16, 2016 (Jaleel Cousins, 16, at Memphis)	Jan. 12, 2013 (Gorgui Dieng, 16, at Louisville)
Had 20 Rebounds	Dec. 11, 2011 (Hugh Robertson, 21, vs. FAMU)	Jan. 25, 2003 (Erroyl Bing, 24, East Carolina)
Had 25 Rebounds	Feb. 22, 1990 (Hakim Shahid, 25, at Jacksonville)	
Two Players with 10 Rebounds	March 4, 2015 (Troy Holston Jr. 10, Bo Zeigler 10 vs. UCF)	Nov. 14, 2014 (Desmond Gibson 10, DeAires Tate 10 vs. Flagler)
10 Assists	Nov. 16, 2015 (Roddy Peters, 10, vs. NJIT)	Feb. 5, 2016 (Troy Coupain, 10, at Cincinnati)
15 Assists	Feb. 21, 1981 (Vince Reynolds, 15, vs. Georgia State)	
5 Blocked Shots	Jan. 27, 2016 (Jaleel Cousins & Ruben Guerrero - 5, at Tulane)	Jan. 31, 2015 (Brandon Swannegan - 5 at Tulsa)
5 Steals	Nov. 18, 2016 (Bo Zeigler - 5, vs. Elon)	Dec. 2, 2014 (Ricky Tarrant - 5 at Alabama)
Led in Points, Rebounds, Blocks and Steals	Dec. 28, 2014 (Chris Perry, 21 p, 11 r, 2 b, 2 s, at Bowling Green)	
Led in Points, Rebounds and Assists	Jan. 23, 2010 (Dominique Jones, 46 p, 10 r, 8 a, at Providence)	
Played Every Minute	Nov. 22, 2016 (Tulio Da Silva, 40 minutes vs. Florida Atlantic)	Feb. 11, 2012 (LaDontae Henton, 40 minutes, at Providence)
Played More than 40 minutes	Jan. 31, 2016 (Anthony Collins - 44 at Tulsa - OT)	Dec. 12, 2016 (Reggie Baker; Quinton Forrest - 45 vs. Bethune-Cookman)
Player Received A Technical Foul	Nov. 22, 2016 (Geno Thorpe at FAU)	Feb. 25, 2016 (Rodney Purvis, vs. UConn)
Coach Received A Technical Foul	Feb. 16, 2016 (Orlando Antigua, 8:34 left, first half, at East Carolina)	Nov. 12, 2013 (Gravelle Craig vs. Bethune-Cookman)
Team Received A Technical Foul	March 9, 2011 (Team, 10:53 left, 2nd half, vs. Cincinnati)	



# 1 ISAIAH MANDERSON

**Junior // Forward**  
**6-10 // 255 // Bronx, N.Y.**  
**Texas Tech**

- Transferred to USF from Texas Tech and enrolled in classes during the spring of 2016.
- Practiced with USF during the spring of 2016, but was not eligible for competition until after the completion of the 2016 fall semester.
- Appeared in four games as a sophomore during the 2015 fall semester at Texas Tech and averaged 3.0 points and 1.6 rebounds.
- Averaged 4.4 points and 2.7 rebounds per game as a freshman.
- Was a three-star recruit out of Oldsmar Christian in Oldsmar, Fla., where he played for one season (2013-14).
- Was rated the 18th best player in the state of Florida in 2013.
- Born July 27, 1994 in Bronx, N.Y.

## SUPERLATIVES

	Season	Carrer
10+ Pts:	-	6
20+ Pts:	-	-
5+ Rebs:	-	8
10+ Rebs:	-	-
5+ Asts:	-	-
Double-D:	-	-

## MANDERSON'S HIGHS

### Points

**S:** 2, vs. Delaware (12/22/16)  
**C:** 13, vs. Oklahoma (2/21/15)

### Field Goals Made

**S:** 1, vs. Delaware (12/22/16)  
**C:** 6, vs. Texas (1/3/15)

### Field Goals Attempted

**S:** 1, vs. Delaware (12/22/16)  
**C:** 9, vs. SC State (12/17/14)

### 3PT Field Goals Made

**S:**  
**C:** Same

### 3PT Field Goals Attempted

**S:**  
**C:** 1, 2x, last vs. Oklahoma (2/21/15)

### Made Free Throws

**S:**  
**C:** 4, vs. NWSU (11/25/14)

### Free Throws Attempted

**S:** 1, vs. SC (12/17/16)  
**C:** 8, vs. NWSU (11/25/14)

### Rebounds

**S:** 1, vs. Delaware (12/22/16)  
**C:** 8, vs. Oklahoma (2/21/15)

### Assists

**S:**  
**C:** 2, 2x, last vs. OU (2/21/15)

### Turnovers

**S:**  
**C:** 4, vs. Oklahoma (2/21/15)

### Blocked Shots

**S:**  
**C:** 2, 2x, last vs. SC State (12/17/14)

### Steals

**S:**  
**C:** 2, vs. Texas (1/3/15)

### Minutes

**S:** 4, vs. Delaware (12/17/16)  
**C:** 40, vs. Oklahoma (2/21/15)

## MANDERSON'S SEASON STATS

Opponent	Date	gs	min	Total		3-Pointers		Free throws		Rebounds				pf	a	t/o	blk	stl	pts	avg
				fg-fga	pct	3fg-fga	pct	ft-fa	pct	off	def	tot	avg							
SOUTH CAROLINA	12/17/16	3		0-1	.000	0-0	.000	0-0	.000	0	0	0	0.0	1	0	0	0	0	0	0.0
NORTHERN ILLINOIS	12/20/16	dnp		-	-	-	-	-	-	-	-	-	-	-	-	-	-	-	-	-
DELAWARE	12/22/16	4		1-1	1.000	0-0	.000	0-0	.000	0	1	1	0.5	1	0	0	0	0	2	1.0
Totals		0	7	1-2	.500	0-0	.000	0-0	.000	0	1	1	0.5	2	0	0	0	0	2	1.0


Games played: 2  
Minutes/game: 3.5  
Points/game: 1.0  
FG Pct: 50.0

Rebounds/game: 0.5

## MANDERSON'S CAREER STATS

			Total		3-Point		F-Throws		Rebounds										Scoring	
Season	gp-gs	min/avg	fg-fga	pct	fg-fga	pct	ft-fga	pct	off	def	tot	avg	pf	fo	ast	to	blk	stl	pts	avg
2014-15*	31-5	433/14.0	55-108	.509	0-1	.000	25-51	.490	23	62	85	2.7	50	0	8	35	8	10	135	4.4
2015-16*	4-0	34/8.5	5-11	.455	0-1	.000	2-3	.667	2	5	7	1.8	3	0	0	4	0	0	12	3.0
2016-17	1-0	3/3.0	0-1	.000	0-0	.000	0-0	.000	0	0	0	0.0	1	0	0	0	0	0	0	0.0
TOTAL	1-0	3/3.0	0-1	.000	0-0	.000	0-0	.000	0	0	0	0.0	1	0	0	0	0	0	0	0.0





## BIBBY'S HIGHS

### Points

**S:** 15, vs. Elon (11/17/16)

**C:** Same

### Field Goals Made

**S:** 4, vs. Elon (11/17/16)

**C:** Same

### Field Goals Attempted

**S:** 6, 3x, last vs. Delaware (12/22/16)

**C:** Same

### 3PT Field Goals Made

**S:** 2, 4x, last vs. KSU (11/28/16)

**C:** Same

### 3PT Field Goals Attempted

**S:** 5, 2x, last vs. Delaware (12/22/16)

**C:** Same

### Made Free Throws

**S:** 5, vs. Elon (11/17/16)

**C:** Same

### Free Throws Attempted

**S:** 5, vs. Elon (11/17/16)

**C:** Same

### Rebounds

**S:** 6, vs. NIU (12/20/16)

**C:** Same

### Assists

**S:** 6, vs. KSU (11/28/16)

**C:** Same

### Turnovers

**S:** 5, 2x, last at Troy (12/1/16)

**C:** Same

### Blocked Shots

**S:** 1, 2x, last vs. Delaware (12/22/16)

**C:** Same

### Steals

**S:** 2, vs. KSU (11/28/16)

**C:** Same

### Minutes

**S:** 37, vs. NIU (12/20/16)

**C:** Same

# 10 MICHAEL BIBBY

**Freshman // Guard**  
**6-3 // 175 // Phoenix, Ariz.**  
**Shadow Mountain HS**

## OVERVIEW

Arizona Player of the Year as a senior in 2016... Two-time All-Arizona selection... Two-time state champion at Shadow Mountain High School (2014 & 2016)... Three-star prospect by ESPN... Avg. 19.3 pts, 5.0 assists, 4.0 rebs., 2.7 steals as a senior in 2016.

## PERSONAL

Roommate is Malik Fitts... Son of Mike Bibby and Darcy Watkins... Father, Mike Bibby, played 17 years in the NBA and was second overall pick in the 1998 NBA Draft (Vancouver)... Is the grandson of Henry Bibby, who won three-straight NCAA Championships at UCLA (1970, 1971, 1972) and was a fourth-round draft pick in the 1972 NBA Draft (New York)... Born Dec. 24, 1996.

## SUPERLATIVES

	Season	Carrer
10+ Pts:	3	Same
20+ Pts:		Same
5+ Rebs:	1	Same
10+ Rebs:		Same
5+ Asts:	1	Same
Double-D:		Same

## BIBBY'S SEASON STATS

Opponent	Date	qs	min	Total		3-Pointers		Free throws		Rebounds				pf	a	t/o	blk	stl	pts	avg	
				fg	pct	3fg	pct	ft	pct	off	def	tot	avg								
FLORIDA A&M	11/11/16		26	3-6	.500	2-5	.400	2-2	1.000	0	2	2	2.0	3	2	5	0	1	10	10.0	
ELON	11/17/16		27	4-6	.667	2-4	.500	5-5	1.000	0	0	0	1.0	2	0	1	0	0	15	12.5	
RIDER	11/19/16		23	2-4	.500	2-3	.667	2-4	.500	0	2	2	1.3	1	3	2	0	1	8	11.0	
at Florida Atlantic	11/22/16		18	1-3	.333	1-2	.500	0-0	.000	0	0	0	1.0	1	1	1	0	1	3	9.0	
KENNESAW STATE	11/28/16	*	34	3-4	.750	2-2	1.000	0-0	.000	0	3	3	1.4	2	6	3	1	2	8	8.8	
at Troy	12/1/16	*	23	1-4	.250	1-4	.250	0-0	.000	0	2	2	1.5	3	4	5	0	1	3	7.8	
at George Washington	12/03/16		11	0-0	.000	0-0	.000	2-2	1.000	0	1	1	1.4	0	0	0	0	0	2	7.0	
BETHUNE-COOKMAN	12/12/16	*	13	0-2	.000	0-2	.000	0-0	.000	0	0	0	1.3	2	1	3	0	0	0	6.1	
SOUTH CAROLINA	12/17/16		5	1-2	.500	0-1	.000	2-2	1.000	0	0	0	1.1	0	0	0	0	0	4	5.9	
NORTHERN ILLINOIS	12/20/16	*	37	3-6	.500	1-4	.250	3-3	1.000	0	6	6	1.6	4	4	3	0	1	10	6.3	
DELAWARE	12/22/16	*	30	2-6	.333	1-5	.200	0-0	.000	0	4	4	1.8	2	4	3	1	0	5	6.2	
Totals			5	247	20-43	.465	12-32	.375	16-18	.889	0	20	20	1.8	20	25	26	2	7	68	6.2

Games played: 11  
Minutes/game: 22.5  
Points/game: 6.2  
FG Pct: 46.5  
3FG Pct: 37.5  
FT Pct: 88.9

Rebounds/game: 1.8  
Assists/game: 2.3  
Turnovers/game: 2.4  
Assist/turnover ratio: 1.0  
Steals/game: 0.6  
Blocks/game: 0.2

## BIBBY'S CAREER STATS

Season	gp-gs	min/avg	Total		3-Point		F-Throws		Rebounds				pf	fo	ast	to	blk	stl	Scoring	
			fg-fga	pct	fg-fga	pct	ft-fa	pct	off	def	tot	avg							pts	avg
2016-17	10-4	217/21.7	18-37	.486	11-27	.407	16-18	.889	0	16	16	1.6	18	0	21	23	1	7	63	6.3
TOTAL	10-4	217/21.7	18-37	.486	11-27	.407	16-18	.889	0	16	16	1.6	18	0	21	23	1	7	63	6.3



# 11 JAKE BODWAY

Junior // Guard  
6-3 // 201 // Bloomington, Minn.  
Bloomington Jefferson HS

## CAREER HONORS

2015-16: American Athletic Conference All-Academic Team

## OVERVIEW

Was called upon to play a lot of minutes last season (9.1 per game) as the Bulls struggled to overcome injuries and find roster depth... Joined the program as a walk-on in January of 2014 under Stan Heath and was invited back by Orlando Antigua in his first season... Was voted best dressed player for the third consecutive year by his teammates... Was voted hardest worker by his teammates.

## PERSONAL

Roommate is Ruben Guerrero... Son of Bart and Sheila Bodway... Last name pronounced BODE-WAY... Majoring in health sciences... Born July 17, 1995.

## SUPERLATIVES

	Season	Carrer
10+ Pts:		Same
20+ Pts:		Same
5+ Rebs:		1
10+ Rebs:		Same
5+ Asts:		Same
Double-D:		Same

## BODWAY'S HIGHS

### Points

S: 7, vs. Delaware (12/22/16)

C: Same

### Field Goals Made

S: 2,2x,last vs. Delaware (12/22/16)

C: 2, 4x, last vs. Delaware (12/22/16)

### Field Goals Attempted

S: 4, at FAU, (11/22/16)

C: 4, 3x, last at FAU, (11/22/16)

### 3PT Field Goals Made

S: 1, 2x, last at FAU, (11/22/16)

C: 2, at FAU, (11/22/16)

### 3PT Field Goals Attempted

S: 2,2x, last vs. Delaware, (12/22/16)

C: 2,3x,last vs. Delaware, (12/22/16)

### Made Free Throws

S: 2,2x,last vs. Delaware, (12/22/16)

C: 2, 5x, last vs. Delaware, (12/22/16)

### Free Throws Attempted

S: 4, vs. KSU (11/28/16)

C: Same

### Rebounds

S: 4, vs. FAMU (11/11/16)

C: 6, at UH (1/24/16)

### Assists

S: 2, at FAU, (11/22/16)

C: 2, 3x, last at FAU, (11/22/16)

### Turnovers

S: 1, at FAU, (11/22/16)

C: 2, vs. GW (11/19/15)

### Blocked Shots

S: 1, vs. Delaware, (12/22/16)

C: Same

### Steals

S: 1, at Troy (12/1/16)

C: 2, vs. East Carolina (3/10/16)

### Minutes

S: 21,2x,last vs. Delaware (12/22/16)

C: 26, vs. SMU (2/7/16)

## BODWAY'S SEASON STATS

Opponent	Date	gs	min	Total		3-Pointers		Free throws		Rebounds								pts	avg	
				fg-fga	pct	3fg-fga	pct	ft-fa	pct	off	def	tot	avg	pf	a	t/o	blk			stl
FLORIDA A&M	11/11/16	21	2-3	.667	1-1	1.000	0-0	.000	1	3	4	4.0	3	1	0	0	0	0	5	5.0
ELON	11/17/16	11	0-0	.000	0-0	.000	0-0	.000	1	0	1	2.5	1	0	0	0	0	0	0	2.5
RIDER	11/19/16	5	0-0	.000	0-0	.000	0-0	.000	0	0	0	1.7	1	1	0	0	0	0	0	1.7
at Florida Atlantic	11/22/16	17	1-4	.250	1-2	.500	2-2	1.000	1	0	1	1.5	3	2	1	0	0	0	5	2.5
KENNESAW STATE	11/28/16	2	0-0	.000	0-0	.000	1-4	.250	0	0	0	1.2	0	0	0	0	0	0	1	2.2
at Troy	12/1/16	5	0-0	.000	0-0	.000	0-0	.000	0	0	0	1.0	0	0	0	0	1	0	0	1.8
at George Washington	12/03/16	dnp	-	-	-	-	-	-	-	-	-	-	-	-	-	-	-	-	-	-
BETHUNE-COOKMAN	12/12/16	8	0-1	.000	0-0	.000	0-0	.000	0	0	0	0.9	0	0	0	0	0	0	0	1.6
SOUTH CAROLINA	12/17/16	3	0-1	.000	0-0	.000	0-0	.000	0	0	0	0.8	1	0	0	0	0	0	0	1.4
NORTHERN ILLINOIS	12/20/16	12	0-1	.000	0-0	.000	0-0	.000	1	0	1	0.8	3	0	1	0	0	0	0	1.2
DELAWARE	12/22/16	21	2-3	.667	1-2	.500	2-2	1.000	1	1	2	0.9	1	0	0	1	0	7	1.8	1.8
Totals		0	105	5-13	.385	3-5	.600	5-8	.625	5	4	9	0.9	13	4	2	1	1	18	1.8

Games played: 10  
Minutes/game: 10.5  
Points/game: 1.8  
FG Pct: 38.5  
3FG Pct: 60.0  
FT Pct: 62.5

Rebounds/game: 0.9  
Assists/game: 0.4  
Turnovers/game: 0.2  
Assist/turnover ratio: 2.0  
Steals/game: 0.1  
Blocks/game: 0.1

## BODWAY'S CAREER STATS

Season	gp-gs	min/avg	Total		3-Point		F-Throws		Rebounds										Scoring	
			fg-fga	pct	fg-fga	pct	ft-fa	pct	off	def	tot	avg	pf	fo	ast	to	blk	stl	pts	avg
2014-15	15-0	32/2.1	3-7	.429	1-1	1.000	0-0	.000	0	0	0	0.0	4	0	1	2	0	1	7	0.5
2015-16	26-1	236/9.1	9-34	.265	0-10	.000	7-9	.778	11	8	19	0.7	30	0	10	12	0	6	25	1.0
2016-17	9-0	84/9.3	3-10	.300	2-3	.667	3-6	.500	4	3	7	0.8	12	0	4	2	0	1	11	1.2
TOTAL	50-1	352/7.0	15-51	.294	3-14	.214	10-15	.667	15	11	26	0.5	46	0	15	16	0	8	43	0.9



# 13 GENO THORPE

Junior // Guard  
6-4 // 170 // Pittsburgh, Pa.  
Penn State

### OVERVIEW

Known as a standout defender at Penn State... Jump shot has improved since his arrival at USF last season... Played in 66 games at Penn State (starting 20) as a freshman and sophomore... Averaged 8.7 points and 2.6 rebounds as a sophomore... A two-time Pennsylvania Class AAAA first-team selection (2012 & 2013) at Shaler High School.

### PERSONAL

Roommates are Isaiah Manderson, Malik Martin and Jahmal McMurray... Son of Geno Thorpe... Has four sisters: Jordan, Chanel, Mika and Gia... Born Nov. 8, 1994.

### SUPERLATIVES

	Season	Carrer
10+ Pts:	8	23
20+ Pts:	1	Same
5+ Rebs:	5	9
10+ Rebs:	-	-
5+ Asts:	5	6
Double-D:	-	-

### THORPE'S HIGHS

#### Points

S: 19, vs. FAMU (11/11/16)  
C: 19, 2x, last vs. FAMU (11/11/16)

#### Field Goals Made

S: 8, vs. FAMU (11/11/16)  
C: Same

#### Field Goals Attempted

S: 17, vs. FAMU (11/11/16)  
C: 17, 2x, last vs. FAMU (11/11/16)

#### 3PT Field Goals Made

S: 2,2x,last vs. Delaware (12/22/16)  
C: 3, 2x, last at Troy (12/1/16)

#### 3PT Field Goals Attempted

S: 5, vs. NIU (12/20/16)  
C: 5, 4x, last vs. NIU (12/20/16)

#### Made Free Throws

S: 12, at Troy (12/1/16)  
C: Same

#### Free Throws Attempted

S: 13, at Troy (12/1/16)  
C: 14, vs. Duquesne (12/10/14)

#### Rebounds

S: 9, vs. SC (12/17/16)  
C: Same

#### Assists

S: 7, 2x, last at GW (12/3/16)  
C: Same

#### Turnovers

S: 4, at Troy (12/1/16)  
C: 4, 2x, last at Troy (12/1/16)

#### Blocked Shots

S:  
C: 1, 4x, last vs. Iowa (3/12/15)

#### Steals

S: 3, 2x, last vs. KSU (11/28/16)  
C: 6, vs. Iowa (3/12/15)

#### Minutes

S: 40, vs. B-C (12/12/16)  
C: Same

### THORPE'S SEASON STATS

Opponent	Date	gs	min	Total		3-Pointers		Free throws		Rebounds				pf	a	t/o	blk	stl	pts	avg	
				fg-fga	pct	3fg-fga	pct	ft-fa	pct	off	def	tot	avg								
FLORIDA A&M	11/11/16	*	35	8-17	.471	1-3	.333	2-2	1.000	0	3	3	3.0	3	5	3	0	1	19	19.0	
ELON	11/17/16	*	30	7-13	.538	0-2	.000	2-5	.400	0	5	5	4.0	2	3	3	0	2	16	17.5	
RIDER	11/19/16	*	36	7-16	.438	1-4	.250	3-5	.600	1	4	5	4.3	2	5	3	0	3	18	17.7	
at Florida Atlantic	11/22/16	*	29	4-14	.286	0-3	.000	3-3	1.000	2	5	7	5.0	4	3	1	0	1	11	16.0	
KENNESAW STATE	11/28/16	*	37	4-12	.333	0-3	.000	4-5	.800	1	3	4	4.8	1	7	3	0	3	12	15.2	
at Troy	12/1/16	*	38	4-14	.286	2-3	.667	12-13	.923	1	5	6	5.0	2	4	4	0	2	22	16.3	
at George Washington	12/03/16	*	20	2-6	.333	1-3	.333	0-0	.000	0	1	1	4.4	4	7	3	0	0	5	14.7	
BETHUNE-COOKMAN	12/12/16	*	40	1-6	.167	0-3	.000	6-6	1.000	0	3	3	4.3	3	6	3	0	1	8	13.9	
SOUTH CAROLINA	12/17/16	*	39	3-13	.231	0-1	.000	5-6	.833	3	6	9	4.8	3	0	5	0	2	11	13.6	
NORTHERN ILLINOIS	12/20/16	*	34	3-13	.231	1-5	.200	0-1	.000	1	0	1	4.4	2	2	1	0	0	7	12.9	
DELAWARE	12/22/16	*	27	4-8	.500	2-3	.667	8-8	1.000	0	0	0	4.0	2	3	1	0	1	18	13.4	
Totals			11	365	47-132	.356	8-33	.242	45-54	.833	9	35	44	4.0	28	45	30	0	16	147	13.4

Games played: 11  
Minutes/game: 33.2  
Points/game: 13.4  
FG Pct: 35.6  
3FG Pct: 24.2  
FT Pct: 83.3

Rebounds/game: 4.0  
Assists/game: 4.1  
Turnovers/game: 2.7  
Assist/turnover ratio: 1.5  
Steals/game: 1.5

### THORPE'S CAREER STATS

			Total		3-Point		F-Throws		Rebounds										Scoring	
Season	gp-gs	min/avg	fg-fga	pct	fg-fga	pct	ft-fa	pct	off	def	tot	avg	pf	fo	ast	to	blk	stl	pts	avg
2013-14*	32-8	379/11.8	32-3	10.66	3-10	.300	38-55	.691	13	39	52	1.6	42	0	17	20	0	16	105	3.3
2014-15*	34-17	826/24.3	91-229	.397	20-65	.308	94-112	.839	26	62	88	2.6	103	2	43	53	4	38	296	8.7
2016-17	10-10	338/33.8	43-124	.347	6-30	.200	37-46	.804	9	35	44	4.4	26	0	42	29	0	15	129	12.9
TOTAL	10-10	338/33.8	43-124	.347	6-30	.200	37-46	.804	9	35	44	4.4	26	0	42	29	0	15	129	12.9
All*	76-35	1543/20.3	166-356	.466	29-105	.276	169-213	.793	48	136	184	2.4	171	2	102	102	4	69	530	7.0



## DA SILVA'S HIGHS

### Points

**S:** 18, vs. Delaware (12/22/16)

**C:** Same

### Field Goals Made

**S:** 7, vs. KSU (11/28/16)

**C:** Same

### Field Goals Attempted

**S:** 10, 5x, last vs. Delaware (12/22/16)

**C:** Same

### 3PT Field Goals Made

**S:**

**C:** Same

### 3PT Field Goals Attempted

**S:** 1, 2x, last at FAU (11/22/16)

**C:** Same

### Made Free Throws

**S:** 8, vs. Delaware (12/22/16)

**C:** Same

### Free Throws Attempted

**S:** 13, vs. Delaware (12/22/16)

**C:** Same

### Rebounds

**S:** 15, vs. B-C (12/12/16)

**C:** Same

### Assists

**S:** 3, at Troy (12/1/16)

**C:** Same

### Turnovers

**S:** 6, vs. NIU (12/20/16)

**C:** Same

### Blocked Shots

**S:** 2, 3x, last vs. Delaware (12/22/16)

**C:** Same

### Steals

**S:** 3, at FAU (11/22/16)

**C:** Same

### Minutes

**S:** 38, vs. Elon (11/17/16)

**C:** Same

# 21 TULIO DA SILVA

**RS Freshman // Forward**  
**6-7 // 206 // Formiga, Brazil**  
**Arlington Country Day (Fla.)**

## CAREER HONORS

2016-17: American Athletic Conference Weekly Honor Roll (12/26/16)

2016-17: American Athletic Conference Rookie of the Week (11/21/16)

## OVERVIEW

Recorded 26 points and 16 rebounds in USF's exhibition against Nova Southeastern on Nov. 7... One of the most athletic players on the team... Practiced with USF, but did not play last season... Four-star recruit by ESPN.com... Earned third team all-state honors from the Jacksonville Times-Union in 2015 while playing his only season at Arlington Country Day in Jacksonville... Played for the Brazilian national team at the FIBA U18 Americas Championships and averaged 6.0 points and 6.2 rebounds in 18.8 minutes per game... Competed at the Nike Global Challenge in Chicago during August in 2014 and averaged 7.5 points, 12.5 rebound and 1.2 blocks through four games... Played for the U17 Brazilian National Team.

## PERSONAL

Roommates are Troy Holston and Bo Zeigler... Son of Romilsom (father) and Denise (mother) Da Silva... Moved to the U.S. from Brazil in September of 2014 to attend Arlington Country Day in Jacksonville... Born July 3, 1996.

## SUPERLATIVES

	Season	Carrer
10+ Pts:	7	Same
20+ Pts:		Same
5+ Rebs:	10	Same
10+ Rebs:	2	Same
5+ Asts:		Same
Double-D:	2	Same

## CAREER DOUBLE-DOUBLES

14 P, 10 R, at FAU, 11/22/16

12 P, 15 R, vs. B-C, 12/12/16

## DA SILVA'S SEASON STATS

Opponent	Date	qs	min	Total		3-Pointers		Free throws		Rebounds				pf	a	t/o	blk	stl	pts	avg	
				fg-fga	pct	3fg-fga	pct	ft-fa	pct	off	def	tot	avg								
FLORIDA A&M	11/11/16	*	19	2-4	.500	0-0	.000	5-6	.833	1	8	9	9.0	5	1	4	2	1	9	9.0	
ELON	11/17/16	*	38	4-10	.400	0-1	.000	3-5	.600	4	5	9	9.0	2	0	3	0	1	11	10.0	
RIDER	11/19/16	*	24	4-6	.667	0-0	.000	5-8	.625	3	2	5	7.7	3	0	2	0	0	13	11.0	
at Florida Atlantic	11/22/16	*	40	6-10	.600	0-1	.000	2-4	.500	1	9	10	8.3	3	0	0	0	3	14	11.8	
KENNESAW STATE	11/28/16	*	29	7-10	.700	0-0	.000	3-6	.500	2	5	7	8.0	5	1	4	1	0	17	12.8	
at Troy	12/1/16	*	30	5-10	.500	0-0	.000	2-2	1.000	2	6	8	8.0	2	3	5	2	2	12	12.7	
at George Washington	12/03/16	*	24	2-5	.400	0-0	.000	0-0	.000	0	5	5	7.6	4	1	0	0	1	4	11.4	
BETHUNE-COOKMAN	12/12/16	*	30	5-7	.714	0-0	.000	2-4	.500	4	11	15	8.5	2	1	3	1	0	12	11.5	
SOUTH CAROLINA	12/17/16	*	18	2-2	1.000	0-0	.000	0-0	.000	1	3	4	8.0	3	1	3	1	0	4	10.7	
NORTHERN ILLINOIS	12/20/16		30	3-10	.300	0-0	.000	3-9	.333	5	3	8	8.0	0	1	6	0	0	9	10.5	
DELAWARE	12/22/16		28	5-10	.500	0-0	.000	8-13	.615	3	5	8	8.0	1	2	3	2	0	18	11.2	
Totals			9	310	45-84	.536	0-2	.000	33-57	.579	26	62	88	8.0	30	11	33	9	8	123	11.2

Games played: 11  
Minutes/game: 28.2  
Points/game: 11.2  
FG Pct: 53.6  
3FG Pct: 0.0  
FT Pct: 57.9

Rebounds/game: 8.0  
Assists/game: 1.0  
Turnovers/game: 3.0  
Assist/turnover ratio: 0.3  
Steals/game: 0.7  
Blocks/game: 0.8

## DA SILVA'S CAREER STATS

			Total		3-Point		F-Throws		Rebounds										Scoring	
Season	gp-gs	min/avg	fg-fga	pct	fg-fga	pct	ft-fa	pct	off	def	tot	avg	pf	fo	ast	to	blk	stl	pts	avg
2016-17	10-9	282/28.2	40-74	.541	0-2	.000	25-44	.568	23	57	80	8.0	29	2	9	30	7	8	105	10.5
TOTAL	10-9	282/28.2	40-74	.541	0-2	.000	25-44	.568	23	57	80	8.0	29	2	9	30	7	8	105	10.5





## FITTS' HIGHS

### Points

**S:** 12, 2x, last vs. SC (12/17/16)  
**C:** Same

### Field Goals Made

**S:** 5, vs. Rider (11/19/16)  
**C:** Same

### Field Goals Attempted

**S:** 11, vs. NIU (12/20/16)  
**C:** Same

### 3PT Field Goals Made

**S:** 3, vs. B-C (12/12/16)  
**C:** Same

### 3PT Field Goals Attempted

**S:** 6, 2x, last vs. B-C (12/12/16)  
**C:** Same

### Made Free Throws

**S:** 3, vs. KSU (11/28/16)  
**C:** Same

### Free Throws Attempted

**S:** 4, vs. KSU (11/28/16)  
**C:** Same

### Rebounds

**S:** 9, vs. Delaware (12/22/16)  
**C:** Same

### Assists

**S:** 3, at FAU, (11/22/16)  
**C:** Same

### Turnovers

**S:** 2, 3x, last at Troy (12/1/16)  
**C:** Same

### Blocked Shots

**S:** 1, 2x, vs. Delaware (12/22/16)  
**C:** Same

### Steals

**S:** 2, vs. KSU (11/28/16)  
**C:** Same

### Minutes

**S:** 37, vs. SC (12/17/16)  
**C:** Same

# 24 MALIK FITTS

**Freshman // Forward**  
**6-8 // 237 // Rancho Cucamonga, Calif.**  
**Brewster Academy Prep (N.H.)**

## OVERVIEW

Missed the first two regular season games with an ankle injury... Ranked No. 55 among small forwards... Awarded three stars by 247Sports.com and ESPN.com... Averaged 8.5 points and 4.6 rebounds per game in his one season at Brewster Academy in Wolfeboro, N.H. during the 2015-16 season... Helped Brewster finish with a 25-10 record and advance to the National Prep Championship Elite 8... Graduated from Damien High School in La Verne, Calif., in 2015... Averaged 15.8 points and 6.3 rebounds per game as a senior.

## PERSONAL

Son of DeAntwan and Lori Fitts... Born July 4, 1997.

## SUPERLATIVES

	Season	Carrer
10+ Pts:	3	Same
20+ Pts:		Same
5+ Rebs:	5	Same
10+ Rebs:		Same
5+ Asts:		Same
Double-D:		Same

## FITTS' SEASON STATS

Opponent	Date	gs	min	Total		3-Pointers		Free throws		Rebounds				pf	a	t/o	blk	stl	pts	avg
				fg-fga	pct	3fg-fga	pct	ft-fa	pct	off	def	tot	avg							
ELON	11/17/16		5	0-2	.000	0-0	.000	0-0	.000	0	0	0	0.0	0	0	0	0	1	0	0.0
RIDER	11/19/16		22	5-10	.500	1-6	.167	0-0	.000	3	2	5	2.5	1	0	2	0	0	11	5.5
at Florida Atlantic	11/22/16		16	2-8	.250	1-4	.250	2-2	1.000	1	2	3	2.7	4	3	2	0	0	7	6.0
KENNESAW STATE	11/28/16		23	1-1	1.000	0-0	.000	3-4	.750	0	2	2	2.5	3	1	0	0	2	5	5.8
at Troy	12/1/16		18	2-4	.500	2-3	.667	0-0	.000	0	4	4	2.8	1	2	2	0	1	6	5.8
at George Washington	12/03/16	*	19	2-3	.667	0-1	.000	0-0	.000	0	1	1	2.5	4	0	1	0	1	4	5.5
BETHUNE-COOKMAN	12/12/16	*	36	4-8	.500	3-6	.500	1-3	.333	0	6	6	3.0	3	1	1	0	0	12	6.4
SOUTH CAROLINA	12/17/16	*	37	4-8	.500	1-2	.500	3-5	.600	3	5	8	3.6	3	2	0	0	1	12	7.1
NORTHERN ILLINOIS	12/20/16	*	26	3-11	.273	1-4	.250	0-0	.000	1	7	8	4.1	4	0	1	1	0	7	7.1
DELAWARE	12/22/16	*	26	3-7	.429	1-3	.333	0-2	.000	3	6	9	4.6	2	1	1	1	1	7	7.1
Totals			5	228	26-62	.419	10-29	.345	9-16	.563	11	35	46	4.6	25	10	10	2	71	7.1

Games played: 10  
Minutes/game: 22.8  
Points/game: 7.1  
FG Pct: 41.9  
3FG Pct: 34.5  
FT Pct: 56.3

Rebounds/game: 4.6  
Assists/game: 1.0  
Turnovers/game: 1.0  
Assist/turnover ratio: 1.0  
Steals/game: 0.7  
Blocks/game: 0.2

## FITT'S CAREER STATS

			Total		3-Point		F-Throws		Rebounds										Scoring	
Season	gp-gs	min/avg	fg-fga	pct	fg-fga	pct	ft-fa	pct	off	def	tot	avg	pf	fo	ast	to	blk	stl	pts	avg
2016-17	9-4	202/22.4	23-55	.418	9-26	.346	9-14	.643	8	29	37	4.1	23	0	9	9	1	6	64	7.1
TOTAL	9-4	202/22.4	23-55	.418	9-26	.346	9-14	.643	8	29	37	4.1	23	0	9	9	1	6	64	7.1



# 25 TROY HOLSTON

Sophomore // Guard  
6-4 // 200 // Queens, N.Y.  
Oldsmar Christian (Fla.)

## OVERVIEW

One of the best shooters on the team... Returned to the practice court in the spring after suffering a torn ACL in July 2015... Signed with the previous coaching staff in Nov. 2013 and stayed true to his commitment when Orlando Antigua was hired on March 31, 2014... Averaged 17.5 points over the last six games of his freshman season.

## PERSONAL

Roommates are Tulio Da Silva and Bo Zeigler... Son of Monique Holston-Greene... Born and raised in Queens, N.Y... Moved to Florida in 8th grade... Majoring in pre-business... Born Feb. 13, 1995.

## SUPERLATIVES

	Season	Carrer
10+ Pts:	5	15
20+ Pts:		2
5+ Rebs:		4
10+ Rebs:		1
5+ Asts:		-
Double-D:		1

## HOLSTON'S HIGHS

### Points

S: 15, at Troy (12/1/16)  
C: 22, at Houston (3/1/15)

### Field Goals Made

S: 6, at Troy (12/1/16)  
C: 7, 2x, last vs. UCF (3/4/15)

### Field Goals Attempted

S: 13, at Troy (12/1/16)  
C: 19, vs. UCF (3/4/15)

### 3PT Field Goals Made

S: 4, 2x, last at GW (12/3/16)  
C: 5, at Houston (3/1/15)

### 3PT Field Goals Attempted

S: 7, at Troy (12/1/16)  
C: 9, at Houston (3/1/15)

### Made Free Throws

S: 2, vs. FAMU (11/11/16)  
C: 6, vs. Houston (2/17/15)

### Free Throws Attempted

S: 4, vs. FAMU (11/11/16)  
C: 6, 2x, last vs. UH (2/17/15)

### Rebounds

S: 4, vs. FAMU (11/11/16)  
C: 10, vs. UCF (3/4/15)

### Assists

S: 2, vs. Rider (11/19/16)  
C: 3, vs. SLU (12/23/14)

### Turnovers

S: 4, vs. Elon (11/17/16)  
C: 4, 3x, last vs. Elon (11/17/16)

### Blocked Shots

S: 2, at Troy (12/1/16)  
C: 2, 2x, last at Troy (12/1/16)

### Steals

S: 3, vs. KSU (11/28/16)  
C: 3, 2x, last vs. KSU (11/28/16)

### Minutes

S: 36, at Troy (12/1/16)  
C: 40, at Houston (3/1/15)

## CAREER DOUBLE-DOUBLES

19 P, 10 R, vs. UCF, 3/4/15

## HOLSTON'S SEASON STATS

Opponent	Date	qs	min	Total		3-Pointers		Free throws		Rebounds				pf	a	t/o	blk	stl	pts	avg	
				fg-fga	pct	3fg-fga	pct	ft-fga	pct	off	def	tot	avg								
FLORIDA A&M	11/11/16	*	30	2-8	.250	1-6	.167	2-4	.500	0	4	4	4.0	4	1	1	0	0	7	7.0	
ELON	11/17/16	*	27	4-9	.444	2-5	.400	1-1	1.000	0	2	2	3.0	4	0	4	1	0	11	9.0	
RIDER	11/19/16	*	30	4-9	.444	2-6	.333	0-1	.000	0	1	1	2.3	2	2	2	0	0	10	9.3	
at Florida Atlantic	11/22/16	*	22	2-10	.200	0-2	.000	1-2	.500	0	2	2	2.3	4	0	3	0	0	5	8.3	
KENNESAW STATE	11/28/16	*	35	4-9	.444	4-5	.800	1-2	.500	0	2	2	2.2	2	0	1	0	3	13	9.2	
at Troy	12/1/16	*	36	6-13	.462	3-7	.429	0-2	.000	0	2	2	2.2	2	1	0	2	1	15	10.2	
at George Washington	12/03/16	*	32	5-8	.625	4-6	.667	0-0	.000	0	1	1	2.0	2	1	0	0	1	14	10.7	
BETHUNE-COOKMAN	12/12/16	dnp	-	-	-	-	-	-	-	-	-	-	-	-	-	-	-	-	-	-	
SOUTH CAROLINA	12/17/16	dnp	-	-	-	-	-	-	-	-	-	-	-	-	-	-	-	-	-	-	
NORTHERN ILLINOIS	12/20/16	dnp	-	-	-	-	-	-	-	-	-	-	-	-	-	-	-	-	-	-	
DELAWARE	12/22/16	dnp	-	-	-	-	-	-	-	-	-	-	-	-	-	-	-	-	-	-	
Totals			7	212	27-66	.409	16-37	.432	5-12	.417	0	14	14	2.0	20	5	11	3	5	75	10.7

Games played: 7  
Minutes/game: 30.3  
Points/game: 10.7  
FG Pct: 40.9  
3FG Pct: 43.2  
FT Pct: 41.7

Rebounds/game: 2.0  
Assists/game: 0.7  
Turnovers/game: 1.6  
Assist/turnover ratio: 0.5  
Steals/game: 0.7  
Blocks/game: 0.4

## HOLSTON'S CAREER STATS

Season	gp-gs	min/avg	Total		3-Point		F-Throws		Rebounds				pf	fo	ast	to	blk	stl	Scoring	
			fg-fga	pct	fg-fga	pct	ft-fa	pct	off	def	tot	avg							pts	avg
2014-15	29-11	671/23.1	73-219	.333	39-126	.310	44-62	.710	19	56	75	2.6	57	2	19	30	7	18	229	7.9
2016-17	7-7	212/30.3	27-66	.409	16-37	.432	5-12	.417	0	14	14	2.0	20	0	5	11	3	5	75	10.7
TOTAL	36-18	883/24.5	100-285	.351	55-163	.337	49-74	.662	19	70	89	2.5	77	2	24	41	10	23	304	8.4



# 33 RUBEN GUERRERO

Junior // Center  
7-0 // 235 // Marbella, Spain  
Sunrise Christian Academy (Kan.)

## CAREER HONORS

2016-17: American Athletic Conference Honor Roll (11/14/16)  
2015-16: American Athletic Conference Sportsmanship Award  
2015-16: NCAA D1 Male Sportsmanship Award.

## OVERVIEW

Grew an inch since last season and now stands at 7-feet tall... Led the team with a field goal percentage of 59.1... Two-time winner of USF's Spirit Award, given to the USF student-athlete who shows the most support for other teams... Could not speak any English when he arrived in Kansas from Spain in Sept. 2013, but learned the language in three months.

## PERSONAL

Roommate is Jake Bodway.. Son of Maria del Carmen Pino Diaz (mother) and Jacinto Guerrero Martinez (father)... Born Oct. 22, 1995... Majoring in pre-business.

## SUPERLATIVES

	Season	Carrer
10+ Pts:	2	10
20+ Pts:		-
5+ Rebs:	4	37
10+ Rebs:	2	8
5+ Blocks:		2
Double-D:		4

## GUERRERO'S HIGHS

### Points

S: 13, vs. FAMU (11/11/16)  
C: 17, vs. Memphis (2/14/15)

### Field Goals Made

S: 5, 2x, last at GW (12/3/16)  
C: 8, vs. Memphis (2/14/15)

### Field Goals Attempted

S: 9, vs. FAMU (11/11/16)  
C: 11, vs. Seton Hall (12/18/14)

### 3PT Field Goals Made

S:  
C: Same

### 3PT Field Goals Attempted

S:  
C: Same

### Made Free Throws

S: 3, 2x, last vs. KSU (11/28/16)  
C: 4, 2x, last vs. Temp. (1/31/16)

### Free Throws Attempted

S: 6, vs. FAMU (11/11/16)  
C: 8, vs. J'Ville (11/29/14)

### Rebounds

S: 16, vs. FAMU (11/11/16)  
C: Same

### Assists

S: 2, 4x, last vs. NIU (12/20/16)  
C: 4, vs. UCF (1/20/16)

### Turnovers

S: 3, 3x, last vs. NIU (12/20/16)  
C: 4, vs. Temp. (1/31/16)

### Blocked Shots

S: 3, vs. Delaware (12/22/16)  
C: 7, vs. Memphis (2/20/16)

### Steals

S: 2, at FAU, (11/22/16)  
C: 3, vs. SMU (2/7/16)

### Minutes

S: 32, vs. FAMU (11/11/16)  
C: 38, 2x, last vs. Temp. (1/31/16)

## CAREER DOUBLE-DOUBLES

12 P, 10 R, vs. UAB, 12/19/15  
14 P, 10 R, vs. Temple, 1/31/16  
13 P, 16 R, vs. FAMU, 11/11/16  
10 P, 11 R, at GW, 12/3/16

## GUERRERO'S SEASON STATS

Opponent	Date	gs	min	Total		3-Pointers		Free throws		Rebounds				pf	a	t/o	blk	stl	pts	avg	
				fg-fga	pct	3fg-fga	pct	ft-fa	pct	off	def	tot	avg								
FLORIDA A&M	11/11/16	*	32	5-9	.556	0-0	.000	3-6	.500	5	11	16	16.0	0	2	1	1	1	13	13.0	
ELON	11/17/16	*	24	0-4	.000	0-0	.000	0-1	.000	2	4	6	11.0	5	1	2	1	0	0	6.5	
RIDER	11/19/16	*	25	3-4	.750	0-0	.000	2-3	.667	1	5	6	9.3	3	2	2	1	0	8	7.0	
at Florida Atlantic	11/22/16	*	15	3-5	.600	0-0	.000	0-0	.000	1	0	1	7.3	2	0	1	0	2	6	6.8	
KENNESAW STATE	11/28/16	*	28	1-3	.333	0-0	.000	3-4	.750	0	3	3	6.4	1	0	3	1	1	5	6.4	
at Troy	12/1/16	*	23	3-6	.500	0-0	.000	0-0	.000	4	5	9	6.8	3	1	1	2	0	6	6.3	
at George Washington	12/03/16	*	31	5-7	.714	0-0	.000	0-0	.000	3	8	11	7.4	2	2	3	1	1	10	6.9	
BETHUNE-COOKMAN	12/12/16	*	21	1-1	1.000	0-0	.000	2-2	1.000	0	4	4	7.0	0	2	0	2	1	4	6.5	
SOUTH CAROLINA	12/17/16	*	10	0-0	.000	0-0	.000	0-0	.000	0	0	0	6.2	3	0	1	0	0	0	5.8	
NORTHERN ILLINOIS	12/20/16	*	21	1-4	.250	0-0	.000	1-4	.250	1	2	3	5.9	1	2	3	2	0	3	5.5	
DELAWARE	12/22/16		17	2-2	1.000	0-0	.000	2-4	.500	0	5	5	5.8	1	0	2	3	0	6	5.5	
Totals			10	247	24-45	.533	0-0	.000	13-24	.542	17	47	64	5.8	21	12	19	14	6	61	5.5

Games played: 11  
Minutes/game: 22.5  
Points/game: 5.5  
FG Pct: 53.3  
FT Pct: 54.2

Rebounds/game: 5.8  
Assists/game: 1.1  
Turnovers/game: 1.7  
Assist/turnover ratio: 0.6  
Steals/game: 0.5  
Blocks/game: 1.3

## GUERRERO'S CAREER STATS

Season	gp-gs	min/avg	Total		3-Point		F-Throws		Rebounds				Scoring					
			fg-fga	pct	fg-fga	pct	ft-fa	pct	off	def	tot	avg	pf	fo	ast	to	blk	stl
2014-15	28-22	678/24.2	63-133	.474	0-0	.000	25-49	.510	68	61	129	4.6	49	0	7	34	43	8
2015-16	32-19	761/23.8	70-117	.598	0-0	.000	23-36	.639	70	109	179	5.6	73	1	11	27	41	12
2016-17	10-10	230/23.0	22-43	.512	0-0	.000	11-20	.550	17	42	59	5.9	20	1	12	17	11	6
TOTAL	70-51	1669/23.8	155-293	.529	0-0	.000	59-105	.562	155	212	367	5.2	142	2	30	78	95	26



# 35 Bo ZEIGLER

Junior // Forward  
6-6 // 207 // Detroit, Mich.  
Community HS

## OVERVIEW

Has appeared in the the most games of any USF player... One of the most athletic players on the team with great leaping ability... Jump shot has improved with the help of assistant coach Rod Strickland... Field goal percentage of 55.7 was the second-best on the team last season.

## PERSONAL

Roomates are Troy Holston and Tulio Da Silva... Son of Zane and Sharon Zeigler... Last name pronounced ZIGG-ler... Majoring in communications... Born May 29, 1995.

## SUPERLATIVES

	Season	Carrer
10+ Pts:	4	14
20+ Pts:	1	2
5+ Rebs:	2	20
10+ Rebs:		1
5+ Asts:		2
Double-D:		1

## ZEIGLER'S HIGHS

### Points

S: 20, vs. B-C (12/12/16)  
C: 20, 2x, last vs. B-C (12/12/16)

### Field Goals Made

S: 10, vs. B-C (12/12/16)  
C: Same

### Field Goals Attempted

S: 12, vs. B-C (12/12/16)  
C: 12, 2x, last vs. B-C (12/12/16)

### 3PT Field Goals Made

S:  
C: 1, at SMU (1/2/15)

### 3PT Field Goals Attempted

S: 1, at FAU (11/22/16)  
C: 2, 2x, last at Tulsa (3/5/16)

### Made Free Throws

S: 3, vs. FAMU (11/11/16)  
C: 6, vs. Memphis (2/14/15)

### Free Throws Attempted

S: 5, vs. FAMU (11/11/16)  
C: 10, vs. Memphis (2/14/15)

### Rebounds

S: 8, vs. Elon (11/17/16)  
C: 10, vs. UCF (3/4/15)

### Assists

S: 4, 2x, last vs. Elon (11/17/16)  
C: 6, at East Carolina (2/16/16)

### Turnovers

S: 6, vs. Elon (11/17/16)  
C: Same

### Blocked Shots

S: 2, vs. Rider (11/19/16)  
C: 6, vs. Memphis (2/14/15)

### Steals

S: 5, vs. Elon (11/17/16)  
C: Same

### Minutes

S: 33, vs. Elon (11/17/16)  
C: 37, vs. Tulane (3/7/15)

## CAREER DOUBLE-DOUBLES

20 P, 10R, vs. UCF 3/4/15

## ZEIGLER'S SEASON STATS

Opponent	Date	gs	min	Total		3-Pointers		Free throws		Rebounds				pf	a	t/o	blk	stl	pts	avg
				fg-fga	pct	3fg-fga	pct	ft-fa	pct	off	def	tot	avg							
FLORIDA A&M	11/11/16	*	29	6-7	.857	0-0	.000	3-5	.600	3	1	4	4.0	5	4	2	1	2	15	15.0
ELON	11/17/16	*	33	4-10	.400	0-0	.000	0-2	.000	5	3	8	6.0	3	4	6	1	5	8	11.5
RIDER	11/19/16	*	20	1-5	.200	0-0	.000	0-0	.000	1	3	4	5.3	2	2	4	2	1	2	8.3
at Florida Atlantic	11/22/16	*	22	0-3	.000	0-1	.000	0-3	.000	0	0	0	4.0	4	0	2	0	0	0	6.3
KENNESAW STATE	11/28/16	dnp		-	-	-	-	-	-	-	-	-	-	-	-	-	-	-	-	-
at Troy	12/1/16		10	1-1	1.000	0-0	.000	0-0	.000	0	1	1	3.4	3	1	1	0	2	2	5.4
at George Washington	12/03/16		15	2-2	1.000	0-0	.000	0-0	.000	1	5	6	3.8	4	1	1	0	0	4	5.2
BETHUNE-COOKMAN	12/12/16		29	10-12	.833	0-0	.000	0-4	.000	3	1	4	3.9	1	2	0	1	0	20	7.3
SOUTH CAROLINA	12/17/16		23	2-3	.667	0-0	.000	1-3	.333	2	4	6	4.1	3	1	0	0	0	5	7.0
NORTHERN ILLINOIS	12/20/16	*	25	4-6	.667	0-0	.000	2-2	1.000	2	6	8	4.6	5	2	1	1	2	10	7.3
DELAWARE	12/22/16	*	24	5-9	.556	0-0	.000	0-1	.000	2	2	4	4.5	2	2	0	0	0	10	7.6
Totals			6	230	35-58	.603	0-1	.000	6-20	.300	19	26	45	4.5	32	19	17	6	12	7.6

Games played: 10  
Minutes/game: 23.0  
Points/game: 7.6  
FG Pct: 60.3  
3FG Pct: 0.0  
FT Pct: 30.0

Rebounds/game: 4.5  
Assists/game: 1.9  
Turnovers/game: 1.7  
Assist/turnover ratio: 1.1  
Steals/game: 1.2  
Blocks/game: 0.6

## ZEIGLER'S CAREER STATS

			Total		3-Point		F-Throws		Rebounds											Scoring	
Season	gp-gs	min/avg	fg-fga	pct	fg-fga	pct	ft-fa	pct	off	def	tot	avg	pf	fo	ast	to	blk	stl	pts	avg	
2014-15	31-16	753/24.3	83-164	.506	0-3	.000	32-78	.410	41	97	138	4.5	92	8	16	46	35	11	198	6.4	
2015-16	32-17	711/22.2	54-97	.557	1-10	.100	17-37	.459	30	61	91	2.8	75	0	45	51	29	23	126	3.9	
2016-17	9-5	206/22.9	30-49	.612	0-1	.000	6-19	.316	17	24	41	4.6	30	2	17	17	6	12	66	7.3	
TOTAL	72-38	1670/23.2	167-310	.539	1-14	.071	55-134	.410	88	182	270	3.8	197	10	78	114	70	46	390	5.4	





# 42 LUIS SANTOS

Sophomore // Forward  
6-9 // 266 // Bronx, N.Y.  
Sunrise Christian Academy (Kan.)

## OVERVIEW

The strongest player on the team... Gained 16 pounds from the beginning of his freshman season to the start of this season.

## PERSONAL

Son of Minolia Bonilla (mother)... Grew up in Santiago, Dominican Republic... Moved to the United States for his sophomore season... Born Dec. 6, 1994.

## SUPERLATIVES

	Season	Carrer
10+ Pts:	3	Same
20+ Pts:		Same
5+ Rebs:	3	4
10+ Rebs:		Same
5+ Asts:		Same
Double-D:		Same

## SANTOS' HIGHS

### Points

S: 14, at Troy (12/1/16)

C: Same

### Field Goals Made

S: 7, at Troy (12/1/16)

C: Same

### Field Goals Attempted

S: 7, 2x, last at Troy (12/1/16)

C: Same

### 3PT Field Goals Made

S:

C: Same

### 3PT Field Goals Attempted

S:

C: Same

### Made Free Throws

S: 4, vs. Delaware (12/22/16)

C: 8, at Seton Hall (12/22/15)

### Free Throws Attempted

S: 4, 2x, last vs. Delaware (12/22/16)

C: 10, at Seton Hall (12/22/15)

### Rebounds

S: 9, vs. Delaware (12/22/16)

C: 8, at Seton Hall (12/22/15)

### Assists

S: 1, at FAU, (11/22/16)

C: 1, 2x, last at FAU, (11/22/16)

### Turnovers

S: 1, 3x, last at GW (12/3/16)

C: 2, at Temple (2/14/16)

### Blocked Shots

S: 2, at FAU, (11/22/16)

C: 2, at South Carolina (12/5/15)

### Steals

S: 2, at Troy (12/1/16)

C: 2, 2x, last at Troy (12/1/16)

### Minutes

S: 21, at FAU, (11/22/16)

C: Same

## SANTOS' SEASON STATS

Opponent	Date	gs	min	Total		3-Pointers		Free throws		Rebounds				pf	a	t/o	blk	stl	pts	avg	
				fg-fga	pct	3fg-fga	pct	ft-fa	pct	off	def	tot	avg								
FLORIDA A&M	11/11/16		8	2-2	1.000	0-0	.000	2-2	1.000	0	1	1	1.0	0	0	0	0	0	6	6.0	
ELON	11/17/16		5	0-0	.000	0-0	.000	0-0	.000	0	1	1	1.0	0	0	0	0	0	0	3.0	
RIDER	11/19/16		15	0-2	.000	0-0	.000	0-0	.000	1	2	3	1.7	2	0	0	0	1	0	2.0	
at Florida Atlantic	11/22/16		21	5-7	.714	0-0	.000	1-1	1.000	3	4	7	3.0	2	1	1	2	0	11	4.3	
KENNESAW STATE	11/28/16		12	4-4	1.000	0-0	.000	2-4	.500	0	3	3	3.0	1	0	1	1	0	10	5.4	
at Troy	12/1/16		17	7-7	1.000	0-0	.000	0-0	.000	0	0	0	2.5	1	0	0	1	2	14	6.8	
at George Washington	12/03/16		15	4-5	.800	0-0	.000	0-2	.000	1	2	3	2.6	3	0	1	1	1	8	7.0	
BETHUNE-COOKMAN	12/12/16		12	1-3	.333	0-0	.000	1-3	.333	2	2	4	2.8	2	0	0	1	0	3	6.5	
SOUTH CAROLINA	12/17/16		25	1-3	.333	0-0	.000	3-5	.600	0	6	6	3.1	0	1	3	1	0	5	6.3	
NORTHERN ILLINOIS	12/20/16		15	0-3	.000	0-0	.000	2-2	1.000	2	2	4	3.2	1	0	3	2	0	2	5.9	
DELAWARE	12/22/16	*	19	2-6	.333	0-0	.000	4-4	1.000	2	7	9	3.7	1	0	0	0	0	8	6.1	
Totals			1	164	26-42	.619	0-0	.000	15-23	.652	11	30	41	3.7	13	2	9	9	4	67	6.1

Games played: 11  
Minutes/game: 14.9  
Points/game: 6.1  
FG Pct: 61.9  
FT Pct: 65.2

Rebounds/game: 3.7  
Assists/game: 0.2  
Turnovers/game: 0.8  
Assist/turnover ratio: 0.2  
Steals/game: 0.4  
Blocks/game: 0.8

## SANTOS' CAREER STATS

			Total		3-Point		F-Throws		Rebounds											Scoring	
Season	gp-gs	min/avg	fg-fga	pct	fg-fga	pct	ft-fa	pct	off	def	tot	avg	pf	fo	ast	to	blk	stl	pts	avg	
2015-16	15-0	105/7.0	3-15	.200	0-0	.000	11-15	.733	14	19	33	2.2	17	0	1	6	3	3	17	1.1	
2016-17	10-0	145/14.5	24-36	.667	0-0	.000	11-19	.579	9	23	32	3.2	12	0	2	9	9	4	59	5.9	
TOTAL	25-0	250/10.0	27-51	.529	0-0	.000	22-34	.647	23	42	65	2.6	29	0	3	15	12	7	76	3.0	

## GAME 1: USF 84, FAMU 73

**Official Basketball Box Score -- Game Totals -- Final Statistics**  
**Florida A&M vs USF**  
**11/11/16 7:00 p.m. at Tampa, Fla. (Sun Dome)**

### Florida A&M 73 • 0-1

#	Player	Total		3-Ptr		Rebounds			PF	TP	A TO Blk Stl				Min
		FG-FGA	FG-FGA	FT-FTA	Off Def Tot	PF	TP	A TO Blk Stl							
00	WILLIAMS, Desmond	f	2-12	0-0	3-8	1	3	4	3	7	0	2	1	2	24
02	WARREN, Trey-Cary	f	3-4	0-0	0-2	1	3	4	5	6	0	1	0	0	20
03	BOWMAN, Craig	g	6-12	4-7	4-5	0	1	1	2	20	5	1	0	5	28
04	MAYS, Elijah	g	2-9	0-3	0-0	1	2	3	1	4	6	2	0	2	30
02	BARHAM, Marcus	g	6-12	5-9	5-7	0	3	3	3	22	2	1	0	2	36
21	SEVERADO, Nicholas		2-3	0-0	0-0	2	1	3	0	4	0	0	3	1	19
05	CORE, Nasir		0-5	0-3	7-8	0	4	4	3	7	1	0	0	0	10
14	DANDRIDGE, Derrick		0-0	0-0	0-0	0	0	0	2	0	0	1	0	0	7
20	MYLES, Brendon		0-2	0-1	0-0	1	0	1	0	0	0	1	0	0	5
21	RAVENEL, Justin		0-1	0-0	0-0	0	0	0	1	0	0	0	0	0	11
23	WILLIAMS, Leon		1-3	0-0	1-2	3	1	4	3	3	0	1	0	0	10
Team					2	3	5								
Totals			22-63	9-23	20-32	11	21	32	23	73	14	10	4	12	200
FG % 1st Half: 11-31		35.5%	2nd half: 11-32		34.4%	Game: 22-63		34.9%	Deadball		Rebounds				
3FG % 1st Half: 6-14		42.9%	2nd half: 3-9		33.3%	Game: 9-23		39.1%							
FT % 1st Half: 4-5		80.0%	2nd half: 16-27		59.3%	Game: 20-32		62.5%							

### USF 84 • 1-0

#	Player	Total		3-Ptr		Rebounds			PF	TP	A TO Blk Stl				Min
		FG-FGA	FG-FGA	FT-FTA	Off Def Tot	PF	TP	A TO Blk Stl							
21	DA SILVA, Tulio	f	2-4	0-0	5-6	1	8	9	5	9	1	4	2	1	19
35	ZEIGLER, Bo	f	6-7	0-0	3-5	3	1	4	5	15	4	2	1	2	29
33	GUERRERO, Ruben	c	5-9	0-0	3-6	5	11	16	0	13	2	1	1	1	32
13	THORPE, Geno	g	8-17	1-3	2-2	0	3	3	3	19	5	3	0	1	35
25	HOLSTON, Troy	g	2-8	1-6	2-4	0	4	4	4	7	1	1	0	0	30
10	BIBBY, Michael		3-6	2-5	2-2	0	2	2	3	10	2	5	0	1	26
11	BODWAY, Jake		2-3	1-1	0-0	1	3	4	3	5	1	0	0	0	21
42	SANTOS, Luis		2-2	0-0	2-2	0	1	1	0	6	0	0	0	0	8
Team					1	3	4								
Totals			30-56	5-15	19-27	11	36	47	23	84	16	16	4	6	200
FG % 1st Half: 19-36		52.8%	2nd half: 11-20		55.0%	Game: 30-56		53.6%	Deadball		Rebounds				
3FG % 1st Half: 5-12		41.7%	2nd half: 0-3		0.0%	Game: 5-15		33.3%							
FT % 1st Half: 2-2		100.0	2nd half: 17-25		68.0%	Game: 19-27		70.4%							

Officials: Hal Lusk, Josue Nieves, Ray Acosta

Technical fouls: Florida A&M-None. USF-None.

Attendance: 3106

Score by periods	1st	2nd	Total
Florida A&M	32	41	73
USF	45	39	84

Points	In	Off	2nd	Fast	Bench
FAMUM	16	19	5	7	14
USF	46	9	15	2	21

Score tied - 2 times.  
Lead changed - 3 times.

Last FG - FAMUM 2nd-00:10, USF 2nd-00:32.  
Largest lead - FAMUM by 4 1st-16:54, USF by 15 1st-07:06.  
FAMUM led for 04:07, USF led for 34:52. Game was tied for 01:01.

## GAME 2: ELON 74, USF 61

**Official Basketball Box Score -- Game Totals -- Final Statistics**  
**Elon vs USF**  
**11/17/16 7:00 p.m. at Tampa, Fla. (Sun Dome)**

### Elon 74 • 2-1

#	Player	Total		3-Ptr		Rebounds			PF	TP	A TO Blk Stl				Min
		FG-FGA	FG-FGA	FT-FTA	Off Def Tot	PF	TP	A TO Blk Stl							
00	Dawkins, Brian	f	5-9	2-4	1-1	0	2	2	2	13	1	0	1	1	24
41	Seibring, Tyler	f	2-8	0-4	0-0	1	4	5	4	4	1	3	1	1	25
01	Eddy, Luke	g	4-6	3-3	0-0	1	3	4	1	11	3	4	0	0	32
02	Thompson, Dmitri	g	2-6	1-4	1-4	2	4	6	2	6	3	2	0	1	20
22	Santa Ana, Steven	g	4-12	2-8	3-4	1	2	3	1	13	2	1	0	2	25
10	Kundrotas, Karolis		3-6	1-2	4-6	2	1	3	3	11	0	1	0	1	17
12	Hairston, Christian		3-4	0-0	0-0	3	2	5	1	6	0	1	0	0	14
13	Swoope, Dainan		1-3	1-3	5-6	0	1	1	3	8	2	3	0	2	20
20	Eberhardt, Sheldon		1-3	0-2	0-0	1	2	3	3	2	5	1	0	0	23
Team					2	2	4								
Totals			25-57	10-30	14-21	13	23	36	20	74	17	16	2	8	200
FG % 1st Half: 14-32		43.8%	2nd half: 11-25		44.0%	Game: 25-57		43.9%	Deadball		Rebounds				
3FG % 1st Half: 8-20		40.0%	2nd half: 2-10		20.0%	Game: 10-30		33.3%							
FT % 1st Half: 3-4		75.0%	2nd half: 11-17		64.7%	Game: 14-21		66.7%							

### USF 61 • 1-1

#	Player	Total		3-Ptr		Rebounds			PF	TP	A TO Blk Stl				Min
		FG-FGA	FG-FGA	FT-FTA	Off Def Tot	PF	TP	A TO Blk Stl							
21	DA SILVA, Tulio	f	4-10	0-1	3-5	4	5	9	2	11	0	3	0	1	38
35	ZEIGLER, Bo	f	4-10	0-0	0-2	5	3	8	3	8	4	6	1	5	33
33	GUERRERO, Ruben	c	0-4	0-0	0-1	2	4	6	5	0	1	2	1	0	24
13	THORPE, Geno	g	7-13	0-2	2-5	0	5	5	2	16	3	3	0	2	30
25	HOLSTON, Troy	g	4-9	2-5	1-1	0	2	2	4	11	0	4	1	0	27
10	BIBBY, Michael		4-6	2-4	5-5	0	0	0	2	15	0	1	0	0	27
11	BODWAY, Jake		0-0	0-0	0-0	1	0	1	1	0	0	0	0	0	11
24	FITTS, Malik		0-2	0-0	0-0	0	0	0	0	0	0	0	0	1	5
42	SANTOS, Luis		0-0	0-0	0-0	0	1	1	0	0	0	0	0	0	5
Team					1	2	3								
Totals			23-54	4-12	11-19	13	22	35	19	61	8	19	3	9	200
FG % 1st Half: 9-24		37.5%	2nd half: 14-30		46.7%	Game: 23-54		42.6%	Deadball		Rebounds				
3FG % 1st Half: 3-9		33.3%	2nd half: 1-3		33.3%	Game: 4-12		33.3%							
FT % 1st Half: 5-7		71.4%	2nd half: 6-12		50.0%	Game: 11-19		57.9%							

Officials: Mark Schnur, Alfred Smith, Kerby Sittton

Technical fouls: Elon-Thompson, Dmitri. USF-None.

Attendance: 2206

Score by periods	1st	2nd	Total
Elon	39	35	74
USF	26	35	61

Points	In	Off	2nd	Fast	Bench
ELON	26	19	12	2	27
USF	20	22	8	0	15

Last FG - ELON 2nd-01:26, USF 2nd-01:12.  
Largest lead - ELON by 21 2nd-17:58, USF by 4 1st-16:11.  
ELON led for 32:58, USF led for 04:02. Game was tied for 02:58.

Score tied - 1 time.  
Lead changed - 1 time.

## GAME 3: USF 70, RIDER 65

**Official Basketball Box Score -- Game Totals -- Final Statistics**  
**Rider vs USF**  
**11/19/16 7:00 PM at Tampa, Fla. (Sun Dome)**

### Rider 65 • 2-1

#	Player	Total		3-Ptr		Rebounds			PF	TP					Min	
		FG-FGA	FG-FGA	FT-FTA	Off	Def	Total	A			TO	Blk	Stl			
00	Thomas, Kahlil	f	3-8	0-1	1-1	3	3	6	5	7	0	2	1	1	20	
11	Lundy, Xavier	f	6-12	2-6	2-4	2	7	9	1	16	0	2	0	0	34	
21	Carey, Norville	f	5-9	0-0	1-3	5	4	9	5	11	0	2	0	0	25	
03	Taylor, Jimmie	g	5-16	0-7	5-5	1	4	5	3	15	1	4	1	3	37	
23	Jordan, Stevie	g	2-7	1-5	5-7	1	1	2	1	10	4	2	0	2	32	
10	Washington-Ives, K.		0-0	0-0	0-0	0	2	2	1	0	3	0	0	0	18	
12	Durham, Anthony		1-3	0-0	0-0	0	0	0	0	2	1	0	0	0	9	
14	Vaughn, Dimencio		0-5	0-1	2-2	3	3	6	1	2	0	4	0	2	17	
20	Marshall, Tyere		1-1	0-0	0-0	1	0	1	3	2	0	1	1	1	8	
	Team					2	1	3								
Totals			23-61	3-20	16-22	16-22	18	25	43	20	65	9	17	3	200	
FG % 1st Half: 12-26		46.2%	2nd half: 11-35	31.4%	Game: 23-61	37.7%										Deadball
3FG % 1st Half: 2-7		28.6%	2nd half: 1-3	7.7%	Game: 3-20	15.0%										Rebounds
FT % 1st Half: 11-15		73.3%	2nd half: 5-7	71.4%	Game: 16-22	72.7%										3

## GAME 5: USF 71, KENNESAW STATE 69

Official Basketball Box Score -- Game Totals -- Final Statistics

**Kennesaw State vs USF**  
11/28/16 7:00 p.m. at Tampa, Fla. (Sun Dome)

### Kennesaw State 69 • 2-5

		Total		3-Ptr		Rebounds										
#	Player	FG	FGA	FT	FTA	Off	Def	Tot	PF	TP	A	TO	Blk	Stl	Min	
02	JONES, Jordan	f	0-1	0-0	0-0	0	2	2	4	0	2	1	0	1	10	
14	WILLIAMS, Aubrey	f	4-5	0-0	0-0	2	6	8	2	8	3	2	0	0	38	
00	RAY, Kendrick	g	7-16	3-8	0-2	1	2	3	5	17	7	6	1	0	39	
11	CLARKE, Kyle	g	2-8	0-1	1-2	1	3	4	3	5	4	4	0	2	31	
21	MASTERSON, Nick	g	8-18	4-10	0-0	2	0	2	2	20	4	1	0	1	32	
10	NIELSEN, Johannes	g	5-6	0-0	5-5	2	5	7	1	15	0	3	1	0	30	
13	WILSON, Anthony	g	0-3	0-2	4-4	1	1	2	5	4	0	0	0	0	12	
24	BURNETT, Josh	g	0-1	0-0	0-0	0	2	2	1	0	0	1	0	0	6	
35	CAMERON, Zach	g	0-1	0-0	0-0	0	0	0	1	0	0	0	0	0	2	
Team						2	1	3								
Totals			26-59	7-21	10-13	11	22	33	24	69	20	18	2	4	200	
FG % 1st Half: 12-30		40.0%	2nd half: 14-29		48.3%	Game: 26-59		44.1%	Deadball							
3FG % 1st Half: 1-7		14.3%	2nd half: 6-14		42.9%	Game: 7-21		33.3%	Rebounds							
FT % 1st Half: 2-4		50.0%	2nd half: 8-9		88.9%	Game: 10-13		76.9%	1							

### USF 71 • 3-2

#	Player		Total		3-Ptr		Rebounds					PF	TP	A	TO	Blk	Stl	Min
			FG	FGA	FG	FGA	FT	FTA	Off	Def	Total							
21	DA SILVA, Tulio	f	7-10	0-0	3-6	2	5	7	5	17	1	4	1	0	29			
33	GUERRERO, Ruben	c	1-3	0-0	3-4	0	3	3	1	5	0	3	1	1	28			
10	BIBBY, Michael	g	3-4	2-2	0-0	0	3	3	2	8	6	3	1	2	34			
13	THORPE, Geno	g	4-12	0-3	4-5	1	3	4	1	12	7	3	0	3	37			
25	HOLSTON, Troy	g	4-9	4-5	1-2	0	2	2	2	13	0	1	0	3	35			
11	BODWAY, Jake	g	0-0	0-0	1-4	0	0	0	0	1	0	0	0	0	2			
24	FITTS, Malik	g	1-1	0-0	3-4	0	2	2	3	5	1	0	0	2	23			
42	SANTOS, Luis	g	4-4	0-0	2-4	0	3	3	1	10	0	1	1	0	12			
Team						0	3	3			2							
Totals			24-43	6-10	17-29	3	24	27	15	71	15	17	4	11	200			
FG % 1st Half: 18-25			72.0%	2nd half: 6-18			33.3%	Game: 24-43			55.8%	Deadball						
3FG % 1st Half: 6-8			75.0%	2nd half: 0-2			0.0%	Game: 6-10			60.0%	Rebounds						
FT % 1st Half: 6-12			50.0%	2nd half: 11-17			64.7%	Game: 17-29			58.6%	6						

Officials: Karl Hess, Antinio Petty, Don Daily  
Technical fouls: Kennesaw State-None. USF-None.  
Attendance: 2196

Score by periods	1st	2nd	Total
Kennesaw State	27	42	69
USF	48	23	71

Last FG - KSU 2nd-00:05, USF 2nd-01:02.  
Largest lead - KSU by 1 1st-18:32, USF by 21 1st-04:33.  
KSU led for 01:39. USF led for 37:47. Game was tied for 00:34.

	In	Off	2nd	Fast	Bench
Points	Paint	T/O	Chance	Break	
KSU	28	21	12	4	19
USF	32	12	2	10	16

Score tied - 1 time.  
Lead changed - 2 times.

## GAME 7: GEORGE WASHINGTON 71, USF 69

**Official Basketball Box Score -- Game Totals -- Final Statistics**  
**USF vs George Washington**  
12/03/16 2:05 p.m. at Charles E. Smith Center, Washington DC

### USF 67 • 4-3

		Total	3-Ptr		Rebounds													
#	Player	FG-FGA	FG-FGA	FT-FTA	Off	Def	Tot	PF	TP	A	TO	Blk	Stl	Min				
21	DA SILVA, Tulio	f	2-5	0-0	0-0	0	5	5	4	4	1	0	0	1	24			
24	FITTS, Malik	f	2-3	0-1	0-0	0	1	1	4	4	0	1	0	1	19			
33	GUERRERO, Ruben	c	5-7	0-0	0-0	3	8	11	2	10	2	3	1	1	31			
13	THORPE, Geno	g	2-6	1-3	0-0	0	1	1	4	5	7	3	0	0	20			
25	HOLSTON, Troy	g	5-8	4-6	0-0	0	1	1	2	14	1	0	0	1	32			
00	MCMURRAY, Jahmal	g	7-18	2-5	0-0	0	3	3	0	16	4	5	0	0	33			
10	BIBBY, Michael		0-0	0-0	2-2	0	1	1	0	2	0	0	0	0	11			
35	ZEIGLER, Bo		2-2	0-0	0-0	1	5	6	4	4	1	1	0	0	15			
42	SANTOS, Luis		4-5	0-0	0-2	1	2	3	3	8	0	1	1	1	15			
Team						0	0	0			1							
Totals			29-54		7-15		2-4		5	27	32	23	67	16	15	2	5	200
FG % 1st Half: 15-24		62.5%	2nd half: 14-30		46.7%	Game: 29-54		53.7%										Deadball
3FG % 1st Half: 5-10		50.0%	2nd half: 2-5		40.0%	Game: 7-15		46.7%										Rebounds
FT % 1st Half: 0-0		0.0%	2nd half: 2-4		50.0%	Game: 2-4		50.0%										1

### George Washington 68 • 5-3

		Total	3-Ptr		Rebounds													
#	Player	FG	FGA	FG	FGA	FT	FTA	Off	Def	Tot	PF	TP	A	TO	Blk	Stl	Min	
11	TORO, Arnaldo	f	2-7	0-1	4-4	4	5	9	1	8	2	0	1	1			25	
34	CAVANAUGH, Tyler	f	4-15	2-10	6-8	2	3	5	3	16	1	4	1	0			33	
15	SMITH, Collin	c	8-13	2-2	4-8	2	6	8	2	22	2	2	0	4			36	
14	ROLAND, Jordan	g	2-4	2-2	0-0	4	2	6	3	6	2	1	0	0			23	
23	SINA, Jaren	g	1-7	0-3	0-1	0	1	1	2	2	2	1	0	2			32	
03	BOLDEN, Jair		2-5	2-4	0-0	0	2	2	0	6	3	0	0	1			15	
30	HART, Matt		2-3	1-1	2-2	0	0	0	0	7	1	1	0	0			23	
33	GOSS, Collin		0-1	0-0	0-0	0	0	0	1	0	0	0	0	0			5	
40	MARFO, Kevin		0-0	0-0	1-4	0	0	0	1	1	0	2	0	1			8	
Team						1	1	2										
Totals			21-55		9-23		17-27		13	20	33	68	13	11	2	9	200	
FG % 1st Half: 10-22		45.5%	2nd half: 11-33		33.3%	Game: 21-55		38.2%	Deadball									
3FG % 1st Half: 4-8		50.0%	2nd half: 5-15		33.3%	Game: 9-23		39.1%	Rebounds									
FT % 1st Half: 8-13		61.5%	2nd half: 9-14		64.3%	Game: 17-27		63.0%	4,1									

Officials: Bill Covington Jr., Jeff Clark, A.J. Desai  
Technical fouls: USF-THORPE, Geno; TEAM, George Washington-CAVANAUGH, Tyler.  
Attendance: 2288  
USF: Assessed technical foul for no starters in scorebook at 10 min mark

Score by periods	1st	2nd	Total
USF	35	32	67
George Washington	32	36	68

Last FG - USF 2nd-03:08, GW 2nd-00:03.  
Largest lead - USF by 13 1st-04:34, GW by 4 2nd-17:52.  
USF led for 31:40. GW led for 07:18. Game was tied for 01:02.

Score tied - 2 times.  
Lead changed - 6 times.

## GAME 6: USF 80, TROY 74

**Official Basketball Box Score -- Game Totals -- Final Statistics**  
**USF vs Troy**  
12/1/16 7:00 pm at Troy, Ala. (Trojan Arena)

### USF 80 • 4-2

#	Player		Total		3-Ptr		Rebounds			PF	TP	A	TO	Blk	Stl	Min	
			FG	FGA	FG	FGA	FT	FTA	Off								Def
21	DA SILVA, Tulio	f	5-10	0-0	2-2		2	6	8	2	12	3	5	2	2	30	
33	GUERRERO, Ruben	c	3-6	0-0	0-0		4	5	9	3	6	1	1	2	0	23	
10	BIBBY, Michael	g	1-4	1-4	0-0		0	2	2	3	3	4	5	0	1	23	
13	THORPE, Geno	g	4-14	2-3	12-13		1	5	6	2	22	4	4	0	2	38	
25	HOLSTON, Troy	g	6-13	3-7	0-2		0	2	2	2	15	1	0	2	1	36	
11	BODWAY, Jake		0-0	0-0	0-0		0	0	0	0	0	0	0	0	1	5	
24	FITTS, Malik		2-4	2-3	0-0		0	4	4	1	6	2	2	0	1	18	
35	ZEIGLER, Bo		1-1	0-0	0-0		0	1	1	3	2	1	1	0	2	10	
42	SANTOS, Luis		7-7	0-0	0-0		0	0	0	1	14	0	0	1	2	17	
Team							3	1	4								
Totals				29-59	8-17	14-17		10	26	36	17	80	16	18	7	12	200
FG % 1st Half: 18-30			60.0%	2nd half: 11-29	37.9%	Game: 29-59			49.2%	Deadball							
3FG % 1st Half: 5-11			45.5%	2nd half: 3-6	50.0%	Game: 8-17			47.1%	1							
FT % 1st Half: 2-2			100.0	2nd half: 12-15	80.0%	Game: 14-17			82.4%								

## GAME 9: #16/15 SOUTH CAROLINA 77, USF 66

### Official Basketball Box Score -- Game Totals -- Final Statistics

#### South Carolina vs USF

12/17/16 1:00 pm at Tampa, Fla. (Sun Dome)

#### South Carolina 77 • 9-1

#	Player	Total		3-Ptr		Rebounds			PF	TP	A	TO	Blk	Stl	Min
		FG	FGA	FG	FGA	FT	FTA	Off Def Tot							
21	KOTSAR, Maik	f	5-6	0-0	1-3	2	7	9	3	11	0	0	1	0	30
30	SILVA, Chris	f	3-4	0-0	0-2	1	4	5	4	6	0	1	0	0	16
10	NOTICE, Duane	g	4-12	4-10	3-4	0	2	2	1	15	4	1	0	1	37
15	DOZIER, PJ	g	9-18	2-4	3-5	1	4	5	4	23	5	2	0	3	28
20	MCKIE, Justin	g	3-13	1-5	2-2	2	2	4	2	9	3	0	1	4	33
04	FELDER, Rakyim	g	3-7	3-6	2-2	0	2	2	1	11	5	2	1	0	26
12	GUEYE, Khadim		0-0	0-0	0-0	1	1	2	2	0	0	0	1	0	13
14	TUT, Ran		0-1	0-0	0-0	0	0	0	1	0	0	1	0	1	4
24	KEITA, Sedee		0-0	0-0	0-0	0	0	0	0	0	0	0	0	0	3
31	HOLLIMAN, Jarrell		0-1	0-0	2-2	0	0	0	3	2	0	0	0	0	10
	Team					4	1	5							
Totals			27-62		10-25		13-20		11	23	34	21	77	18	7 4 9 200

FG % 1st Half: 12-34 35.3% 2nd half: 15-28 53.6% Game: 27-62 43.5%  
 3FG % 1st Half: 4-17 23.5% 2nd half: 6-8 75.0% Game: 10-25 40.0%  
 FT % 1st Half: 3-7 42.9% 2nd half: 10-13 76.9% Game: 13-20 65.0%

#### USF 66 • 5-4

#	Player		Total		3-Ptr		Rebounds			PF	TP	A	TO	Blk	Stl	Min
			FG	FGA	FG	FGA	FT	FTA	Off							
21	DA SILVA, Tulio	f	2-2	0-0	0-0		1	3	4	3	4	1	3	1	0	18
24	FITTS, Malik	f	4-8	1-2	3-5		3	5	8	3	12	2	0	0	1	37
33	GUERRERO, Ruben	c	0-0	0-0	0-0		0	0	0	3	0	0	1	0	0	10
00	MCMURRAY, Jahmal		8-17	5-7	4-6		2	1	3	1	25	0	5	0	0	37
13	THORPE, Geno	g	3-13	0-1	5-6		3	6	9	3	11	0	5	0	2	39
01	MANDERSON, Isaiah		0-1	0-0	0-0		0	0	0	1	0	0	0	0	0	3
10	BIBBY, Michael		1-2	0-1	2-2		0	0	0	0	4	0	0	0	0	5
11	BODWAY, Jake		0-1	0-0	0-0		0	0	0	1	0	0	0	0	0	3
35	ZEIGLER, Bo		2-3	0-0	1-3		2	4	6	3	5	1	0	0	0	23
42	SANTOS, Luis		1-3	0-0	3-5		0	6	6	0	5	1	3	1	0	25
	Team						2	3	5							
Totals			21-50	6-11	18-27		13	28	41	18	66	5	17	2	3	200

FG % 1st Half: 12-28 42.9% 2nd half: 9-22 40.9% Game: 21-50 42.0%  
 3FG % 1st Half: 2-4 50.0% 2nd half: 4-7 57.1% Game: 6-11 54.5%  
 FT % 1st Half: 11-15 73.3% 2nd half: 7-12 58.3% Game: 18-27 66.7%

Officials: Steve Olson, John Hampton, Kelly Self  
 Technical fouls: South Carolina-None. USF-None.  
 Attendance: 2489

Score by periods	1st	2nd	Total
South Carolina	31	46	77
USF	37	29	66

Last FG - SC 2nd-02:17, USF 2nd-00:29.  
 Largest lead - SC by 13 2nd-01:29, USF by 6 1st-01:14.  
 SC led for 22:57, USF led for 12:47. Game was tied for 04:16.

Points	In Paint	Off T/O	2nd Chance	Fast Break	Bench
SC	30	16	17	9	13
USF	24	12	11	11	14

Score tied - 8 times.  
 Lead changed - 8 times.

## GAME 10: NORTHERN ILLINOIS 59, USF 48

### Official Basketball Box Score -- Game Totals -- Final Statistics

#### Northern Illinois vs USF

12/20/16 7:00 p.m. at Tampa, Fla. (Sun Dome)

#### Northern Illinois 59 • 7-5

#	Player		Total	3-Ptr		Rebounds									
			FG-FGA	FG-FGA	FT-FTA	Off Def Tot	PF	TP	A	TO	Blk	Stl		Min	
15	KEY, Jaylen	f	1-3	0-1	1-2	0	0	0	2	3	1	1	1	0	21
34	MARIC, Marin	c	2-6	0-0	3-5	3	8	11	3	7	0	2	1	0	27
03	HIGHSMITH, Dontel	g	2-5	0-1	2-2	0	1	1	3	6	0	3	0	1	27
05	THOMAS, Justin	g	2-3	0-0	1-3	1	4	5	3	5	2	0	1	3	24
23	ARMSTEAD, Aaric	g	4-12	3-3	0-2	1	2	3	1	11	0	1	0	2	30
00	WILSON, Marshawn		3-5	2-3	3-5	0	1	1	0	11	0	1	2	1	19
10	GERMAN, Eugene		1-5	0-1	1-1	0	0	0	1	3	2	2	0	1	16
11	McCARTY, Noah		0-1	0-0	0-0	1	0	1	2	0	2	2	1	0	4
31	PAUGA, Austin		0-1	0-1	0-0	0	0	0	0	0	0	0	0	0	5
42	BRADLEY, Levi		5-12	1-3	2-4	1	9	10	4	13	2	0	0	0	27
	Team					4	2	6							
Totals			20-53	6-13	13-24	11	27	38	19	59	7	13	6	8	200

FG % 1st Half: 9-29 31.0% 2nd half: 11-24 45.8% Game: 20-53 37.7%  
 3FG % 1st Half: 3-6 50.0% 2nd half: 3-7 42.9% Game: 6-13 46.2%  
 FT % 1st Half: 3-3 100.0 2nd half: 10-21 47.6% Game: 13-24 54.2%

#### USF 48 • 5-5

#	Player		Total		3-Ptr		Rebounds			PF	TP	A	TO	Blk	Stl	Min
			FG	FGA	FG	FGA	FT	FTA	Off							
24	FITTS, Malik	f	3-11	1-4	0-0	1	7	8	4	7	0	1	1	0	26	
35	ZEIGLER, Bo	f	4-6	0-0	2-2	2	6	8	5	10	2	1	1	2	25	
33	GUERRERO, Ruben	c	1-4	0-0	1-4	1	2	3	1	3	2	3	2	0	21	
10	BIBBY, Michael	g	3-6	1-4	3-3	0	6	6	4	10	4	3	0	1	37	
13	THORPE, Geno	g	3-13	1-5	0-1	1	0	1	2	7	2	1	0	0	34	
11	BODWAY, Jake		0-1	0-0	0-0	1	0	1	3	0	0	1	0	0	12	
21	DA SILVA, Tulio		3-10	0-0	3-9	5	3	8	0	9	1	6	0	0	30	
42	SANTOS, Luis		0-3	0-0	2-2	2	2	4	1	2	0	3	2	0	15	
	Team					4	1	5								
Totals			17-54	3-13	11-21	17	27	44	20	48	11	21	6	3	200	
FG % 1st Half: 10-28			35.7%	2nd half: 7-26	26.9%	Game: 17-54		31.5%	Deadball							
3rd half: 3-8			37.5%	4th half: 7-15	46.7%	Game: 17-54		31.5%	Deadball							

FG % 1st Half: 10-28 35.7% 2nd half: 7-26 26.9% Game: 17-54 31.5%  
 3FG % 1st Half: 1-5 20.0% 2nd half: 2-8 25.0% Game: 3-13 23.1%  
 FT % 1st Half: 5-12 41.7% 2nd half: 6-9 66.7% Game: 11-21 52.4%

Officials: Doug Shows, Alfred Smith, Lamar Simpson

Technical fouls: Northern Illinois-None. USF-None.

Attendance: 2129

Score by periods	1st	2nd	Total
Northern Illinois	24	35	59
USF	26	22	48

Points	In Paint	Off T/O	2nd Chance	Fast Break	Bench
NIU	24	17	8	11	27
USF	24	18	10	2	11

Last FG - NIU 2nd-02:08, USF 2nd-06:35.

Largest lead - NIU by 11 2nd-00:11, USF by 8 1st-05:46.

NIU led for 19:14, USF led for 19:35. Game was tied for 01:11.

Score tied - 3 times.  
 Lead changed - 8 times.

## GAME 11: USF 81, DELAWARE 53

### Official Basketball Box Score -- Game Totals -- Final Statistics

#### Delaware vs USF

12/22/16 7:00 p.m. at Tampa, Fla. (Sun Dome)

#### Delaware 53 • 6-6

#	Player		Total		3-Ptr		Rebounds			PF	TP	A	TO	Blk	Stl	Min
			FG	FGA	FG	FGA	FT	FTA	Off							
05	Carter, Eric	f	0-2	0-0	1-2	0	0	0	3	1	1	0	0	0	17	
11	Pinkard, Devonne	f	2-7	2-6	0-0	0	2	2	4	6	0	1	0	0	21	
01	Corbett, Chivarsky	g	5-14	3-11	2-2	1	5	6	5	15	1	1	0	1	29	
03	Mosley, Anthony	g	3-7	0-0	0-0	0	1	1	2	6	1	2	2	1	23	
22	Hayes, Cazmon	g	1-9	0-2	0-0	0	3	3	1	2	2	2	0	0	19	
00	Daly, Ryan		4-15	3-8	6-8	4	1	5	1	17	2	0	0	1	32	
02	Harris, Barnett		0-0	0-0	0-0	0	1	1	1	0	2	1	1	3	12	
04	Bryant, Darian		0-5	0-2	0-0	0	2	2	2	0	0	1	0	0	18	
10	McRoy, Curtis		0-0	0-0	0-0	0	2	2	0	0	0	0	0	0	5	
23	Johnson, Skye		2-2	0-0	0-1	2	0	2	5	4	2	1	0	0	9	
25	Lochner, Curtis		0-1	0-1	0-0	0	0	0	0	0	1	0	0	0	3	
35	Cushing, Jacob		1-4	0-3	0-0	1	3	4	2	2	0	1	0	0	12	
	Team					6	3	9								
Totals			18-66	8-33	9-13	14	23	37	26	53	12	10	3	6	200	

FG % 1st Half: 9-34 26.5% 2nd half: 9-32 28.1% Game: 18-66 27.3%  
 3FG % 1st Half: 5-16 31.3% 2nd half: 3-17 17.6% Game: 8-33 24.2%  
 FT % 1st Half: 5-7 71.4% 2nd half: 4-6 66.7% Game: 9-13 69.2%

#### USF 81 • 6-5

#	Player	Total		3-Ptr		Rebounds			PF	TP	A	TO	Blk	Stl	Min
		FG	FGA	FG	FGA	FT	FTA	Off Def Tot							
24	FITTS, Malik	f	3-7	1-3	0-2	3	6	9	2	7	1	1	1	1	26
35	ZEIGLER, Bo	f	5-9	0-0	0-1	2	2	4	2	10	2	0	0	0	24
42	SANTOS, Luis	f	2-6	0-0	4-4	2	7	9	1	8	0	0	0	0	19
10	BIBBY, Michael	g	2-6	1-5	0-0	0	4	4	2	5	4	3	1	0	30
13	THORPE, Geno	g	4-8	2-3	8-8	0	0	0	2	18	3	1	0	1	27
01	MANDERSON, Isaiah		1-1	0-0	0-0	0	1	1	1	2	0	0	0	0	4
11	BODWAY, Jake		2-3	1-2	2-2	1	1	2	1	7	0	0	0	0	21
14	BEARD, Henry		0-0	0-0	0-0	0	0	0	0	0	1	0	0	0	2
15	ALVARADO, Yito		0-1	0-0	0-0	0	1	1	1	0	0	0	0	0	2
21	DA SILVA, Tullio		5-10	0-0	8-13	3	5	8	1	18	2	3	2	0	28
33	GUERRERO, Ruben		2-2	0-0	2-4	0	5	5	1	6	0	2	3	0	17
	Team				1	4	5								
			26	53	0-13	24-34	12	36	48	14	81	13	10	8	200



## POINTS-REBOUNDS-ASSISTS

Opponent	Date	Score		00 MCMURRAY,J	01 MANDERSON,	10 BIBBY,MICH	11 BODWAY,JAK	13 THORPE,GEN	14 BEARD,HENR	15 ALVARADO,Y
FLORIDA A&M	11/11/16	84-73	w	DNP	DNP	10-2-2	5-4-1	19-3-5	DNP	DNP
ELON	11/17/16	61-74	L	DNP	DNP	15-0-0	0-1-0	16-5-3	DNP	DNP
RIDER	11/19/16	70-65	w	DNP	DNP	8-2-3	0-0-1	18-5-5	DNP	DNP
at Florida Atlantic	11/22/16	62-78	L	DNP	DNP	3-0-1	5-1-2	11-7-3	DNP	DNP
KENNESAW STATE	11/28/16	71-69	w	DNP	DNP	8-3-6	1-0-0	12-4-7	DNP	DNP
at Troy	12/1/16	80-74	w	DNP	DNP	3-2-4	0-0-0	22-6-4	DNP	DNP
at George Washington	12/03/16	67-68	L	16-3-4	DNP	2-1-0	DNP	5-1-7	DNP	DNP
BETHUNE-COOKMAN	12/12/16	79-73	w	20-2-2	DNP	0-0-1	0-0-0	8-3-6	DNP	DNP
SOUTH CAROLINA	12/17/16	66-77	L	25-3-0	0-0-0	4-0-0	0-0-0	11-9-0	DNP	DNP
NORTHERN ILLINOIS	12/20/16	48-59	L	DNP	DNP	10-6-4	0-1-0	7-1-2	DNP	DNP
DELAWARE	12/22/16	81-53	w	DNP	2-1-0	5-4-4	7-2-0	18-0-3	0-0-1	0-1-0

Opponent	Date	Score		21 DA SILVA,T	24 FITTS,MALI	25 HOLSTON,TR	33 GUERRERO,R	35 ZEIGLER,BO	42 SANTOS,LUI
FLORIDA A&M	11/11/16	84-73	w	9-9-1	DNP	7-4-1	13-16-2	15-4-4	6-1-0
ELON	11/17/16	61-74	L	11-9-0	0-0-0	11-2-0	0-6-1	8-8-4	0-1-0
RIDER	11/19/16	70-65	w	13-5-0	11-5-0	10-1-2	8-6-2	2-4-2	0-3-0
at Florida Atlantic	11/22/16	62-78	L	14-10-0	7-3-3	5-2-0	6-1-0	0-0-0	11-7-1
KENNESAW STATE	11/28/16	71-69	w	17-7-1	5-2-1	13-2-0	5-3-0	DNP	10-3-0
at Troy	12/1/16	80-74	w	12-8-3	6-4-2	15-2-1	6-9-1	2-1-1	14-0-0
at George Washington	12/03/16	67-68	L	4-5-1	4-1-0	14-1-1	10-11-2	4-6-1	8-3-0
BETHUNE-COOKMAN	12/12/16	79-73	w	12-15-1	12-6-1	DNP	4-4-2	20-4-2	3-4-0
SOUTH CAROLINA	12/17/16	66-77	L	4-4-1	12-8-2	DNP	0-0-0	5-6-1	5-6-1
NORTHERN ILLINOIS	12/20/16	48-59	L	9-8-1	7-8-0	DNP	3-3-2	10-8-2	2-4-0
DELAWARE	12/22/16	81-53	w	18-8-2	7-9-1	DNP	6-5-0	10-4-2	8-9-0

## TEAM/OPPONENT COMPARISON

Opponent	1st	2nd	Score	Mar	Total FG	FG Pct	3-Pointers	3FG Pct	Free Throws	FT Pct	Rebounds	Assist	T/Over	Block	Steal	Fouls
FLORIDA A&M	45/32	39/41	84-73	+11	30-56/22-63	.536/.349	5-15/9-23	.333/.391	19-27/20-32	.704/.625	47/32 +15	16/14	16/10	4/4	6/12	23/23
ELON	26/39	35/35	61-74	(13)	23-54/25-57	.426/.439	4-12/10-30	.333/.333	11-19/14-21	.579/.667	35/36 (1)	8/17	19/16	3/2	9/8	19/20
RIDER	34/37	36/28	70-65	+5	26-56/23-61	.464/.377	6-19/3-20	.316/.150	12-21/16-22	.571/.727	33/43 (10)	15/9	17/17	3/3	6/9	17/20
Florida Atlantic	34/38	28/40	62-78	(16)	24-64/24-53	.375/.453	3-15/11-21	.200/.524	11-17/19-31	.647/.613	31/48 (17)	10/16	12/16	2/3	7/1	27/18
KENNESAW STATE	48/27	23/42	71-69	+2	24-43/26-59	.558/.441	6-10/7-21	.600/.333	17-29/10-13	.586/.769	27/33 (6)	15/20	17/18	4/2	11/4	15/24
Troy	43/25	37/49	80-74	+6	29-59/24-67	.492/.358	8-17/11-30	.471/.367	14-17/15-23	.824/.652	36/41 (5)	16/14	18/15	7/5	12/11	17/15
George Washington	35/32	32/36	67-68	(1)	29-54/21-55	.537/.382	7-15/9-23	.467/.391	2-4/17-27	.500/.630	32/33 (1)	16/13	15/11	2/2	5/9	23/13
BETHUNE-COOKMAN	31/44	35/22	79-73	+6	29-56/27-73	.518/.370	6-19/7-21	.316/.333	15-26/12-17	.577/.706	44/38 +6	15/15	14/8	5/2	3/8	15/19
SOUTH CAROLINA	37/31	29/46	66-77	(11)	21-50/27-62	.420/.435	6-11/10-25	.545/.400	18-27/13-20	.667/.650	41/34 +7	5/18	17/7	2/4	3/9	18/21
NORTHERN ILLINOIS	26/24	22/35	48-59	(11)	17-54/20-53	.315/.377	3-13/6-13	.231/.462	11-21/13-24	.524/.542	44/38 +6	11/7	21/13	6/6	3/8	20/19
DELAWARE	43/28	38/25	81-53	+28	26-53/18-66	.491/.273	5-13/8-33	.385/.242	24-34/9-13	.706/.692	48/37 +11	13/12	10/10	8/3	2/6	14/26

Note: Game totals are displayed in the format TEAM/OPPONENT for each category

## SPECIALTY STATS

	Points in Paint	Points off T/O	2nd Chance	Fast Break	Bench
Florida A&M	46/16 (+30)	9/19	15/5	2/7	21/14
Elon	20/26 (-6)	22/19	8/12	0/2	15/27
Rider	37/24 (+13)	13/17	15/15	3/6	19/6
at Florida Atlantic	22/14 (+8)	12/13	14/14	2/2	26/24
Kennesaw State	32/28 (+4)	12/21	2/12	10/4	16/19
at Troy	34/20 (+14)	14/16	12/12	8/10	8/10
at George Wash.	34/18 (+16)	12/9	6/10	8/5	30/14
Bethune-Cookman	44/36 (+8)	6/22	17/18	4/12	43/5
South Carolina	24/30 (-6)	12/16	11/17	11/9	14/13
Northern Illinois	24/24	18/17	10/8	2/11	11/27
Delaware	32/14 (+18)	12/3	10/10	12/3	33/23

<b>TOTAL</b>	<b>349/250 (+99)</b>	<b>140/172</b>	<b>120/133</b>	<b>62/71</b>	<b>236/182</b>
<b>TIMES LED</b>	<b>8/2</b>	<b>4/7</b>	<b>2/5</b>	<b>4/6</b>	<b>7/4</b>

# GAME-BY-GAME HIGHS

Opponent	Date	Score	Points	Rebounds	Assists	Steals	Blocked shots
FLORIDA A&M	11/11/16	84-73	19-THORPE, Geno	16-GUERRERO, Rub	5-THORPE, Geno	2-ZEIGLER, Bo	2-DA SILVA, Tulio
ELON	11/17/16	61-74	16-THORPE, Geno	9-DA SILVA, Tulio	4-ZEIGLER, Bo	5-ZEIGLER, Bo	1-GUERRERO, Rube ZEIGLER, Bo HOLSTON, Troy
RIDER	11/19/16	70-65	18-THORPE, Geno	6-GUERRERO, Rube	5-THORPE, Geno	3-THORPE, Geno	2-ZEIGLER, Bo
at Florida Atlantic	11/22/16	62-78	14-DA SILVA, Tulio	10-DA SILVA, Tulio	3-FITTS, Malik THORPE, Geno	3-DA SILVA, Tulio	2-SANTOS, Luis
KENNESAW STATE	11/28/16	71-69	17-DA SILVA, Tulio	7-DA SILVA, Tulio	7-THORPE, Geno	3-THORPE, Geno HOLSTON, Troy	1-SANTOS, Luis BIBBY, Michael DA SILVA, Tulio GUERRERO, Rube
at Troy	12/1/16	80-74	22-THORPE, Geno	9-GUERRERO, Rube	4-THORPE, Geno BIBBY, Michael	2-SANTOS, Luis ZEIGLER, Bo DA SILVA, Tulio THORPE, Geno	2-DA SILVA, Tulio GUERRERO, Rube HOLSTON, Troy
at George Washington	12/03/16	67-68	16-MCMURRAY, Jah	11-GUERRERO, Rub	7-THORPE, Geno	1-GUERRERO, Rube FITTS, Malik DA SILVA, Tulio SANTOS, Luis HOLSTON, Troy	1-GUERRERO, Rube SANTOS, Luis
BETHUNE-COOKMAN	12/12/16	79-73	20-ZEIGLER, Bo MCMURRAY, Jahm	15-DA SILVA, Tulio	6-THORPE, Geno	1-THORPE, Geno GUERRERO, Rube MCMURRAY, Jahm	2-GUERRERO, Rube
SOUTH CAROLINA	12/17/16	66-77	25-MCMURRAY, Jah	9-THORPE, Geno	2-FITTS, Malik	2-THORPE, Geno	1-SANTOS, Luis DA SILVA, Tulio
NORTHERN ILLINOIS	12/20/16	48-59	10-ZEIGLER, Bo BIBBY, Michael	8-ZEIGLER, Bo DA SILVA, Tulio FITTS, Malik	4-BIBBY, Michael	2-ZEIGLER, Bo	2-SANTOS, Luis GUERRERO, Rube
DELAWARE	12/22/16	81-53	18-THORPE, Geno DA SILVA, Tulio	9-SANTOS, Luis FITTS, Malik	4-BIBBY, Michael	1-FITTS, Malik THORPE, Geno	3-GUERRERO, Rube

## LEADERS

Points	G	Pts	Pts/G
THORPE, Geno	11	147	13.4
DA SILVA, Tulio	11	123	11.2
ZEIGLER, Bo	10	76	7.6
HOLSTON, Troy	7	75	10.7
FITTS, Malik	10	71	7.1
BIBBY, Michael	11	68	6.2
SANTOS, Luis	11	67	6.1
GUERRERO, Ruben	11	61	5.5
MCMURRAY, Jahmal	3	61	20.3
BODWAY, Jake	10	18	1.8
MANDERSON, Isaiah	2	2	1.0

FG Percentage	FG	Att	Pct
SANTOS, Luis	26	42	.619
ZEIGLER, Bo	35	58	.603
DA SILVA, Tulio	45	84	.536
GUERRERO, Ruben	24	45	.533
MANDERSON, Isaiah	1	2	.500
BIBBY, Michael	20	43	.465
MCMURRAY, Jahmal	22	51	.431
FITTS, Malik	26	62	.419
HOLSTON, Troy	27	66	.409
BODWAY, Jake	5	13	.385
THORPE, Geno	47	132	.356
ALVARADO, Yito	0	1	.000

3-Point Percentage	3FG	Att	Pct
BODWAY, Jake	3	5	.600
MCMURRAY, Jahmal	10	20	.500
HOLSTON, Troy	16	37	.432
BIBBY, Michael	12	32	.375
FITTS, Malik	10	29	.345
THORPE, Geno	8	33	.242
DA SILVA, Tulio	0	2	.000
ZEIGLER, Bo	0	1	.000

Free Throw Percent	FG	Att	Pct
BIBBY, Michael	16	18	.889
THORPE, Geno	45	54	.833
MCMURRAY, Jahmal	7	10	.700
SANTOS, Luis	15	23	.652
BODWAY, Jake	5	8	.625
DA SILVA, Tulio	33	57	.579
FITTS, Malik	9	16	.563
GUERRERO, Ruben	13	24	.542
HOLSTON, Troy	5	12	.417
ZEIGLER, Bo	6	20	.300

Scoring Average	G	Pts	Avg/G
MCMURRAY, Jahmal	3	61	20.3
THORPE, Geno	11	147	13.4
DA SILVA, Tulio	11	123	11.2
HOLSTON, Troy	7	75	10.7
ZEIGLER, Bo	10	76	7.6
FITTS, Malik	10	71	7.1
BIBBY, Michael	11	68	6.2
SANTOS, Luis	11	67	6.1
GUERRERO, Ruben	11	61	5.5
BODWAY, Jake	10	18	1.8
MANDERSON, Isaiah	2	2	1.0
BEARD, Henry	1	0	0.0
ALVARADO, Yito	1	0	0.0

Field Goal Attempts	G	Att	Att/G
THORPE, Geno	11	132	12.0
DA SILVA, Tulio	11	84	7.6
HOLSTON, Troy	7	66	9.4
FITTS, Malik	10	62	6.2
ZEIGLER, Bo	10	58	5.8

Field Goals Made	G	Made	Made/G
THORPE, Geno	11	47	4.3
DA SILVA, Tulio	11	45	4.1
ZEIGLER, Bo	10	35	3.5
HOLSTON, Troy	7	27	3.9
SANTOS, Luis	11	26	2.4
FITTS, Malik	10	26	2.6

3-Point FG Attempts	G	Att	Att/G
HOLSTON, Troy	7	37	5.3
THORPE, Geno	11	33	3.0
BIBBY, Michael	11	32	2.9
FITTS, Malik	10	29	2.9
MCMURRAY, Jahmal	3	20	6.7

3-Point FG Made	G	Made	Made/G
HOLSTON, Troy	7	16	2.3
BIBBY, Michael	11	12	1.1
MCMURRAY, Jahmal	3	10	3.3
FITTS, Malik	10	10	1.0
THORPE, Geno	11	8	0.7

Free Throw Attempts	G	Att	Att/G
DA SILVA, Tulio	11	57	5.2
THORPE, Geno	11	54	4.9
GUERRERO, Ruben	11	24	2.2
SANTOS, Luis	11	23	2.1
ZEIGLER, Bo	10	20	2.0

Free Throws Made	G	Made	Made/G
THORPE, Geno	11	45	4.1
DA SILVA, Tulio	11	33	3.0
BIBBY, Michael	11	16	1.5
SANTOS, Luis	11	15	1.4
GUERRERO, Ruben	11	13	1.2

## LEADERS

Rebounds	G	Reb	Reb/G
DA SILVA, Tulio	11	88	8.0
GUERRERO, Ruben	11	64	5.8
FITTS, Malik	10	46	4.6
ZEIGLER, Bo	10	45	4.5
THORPE, Geno	11	44	4.0

Rebound Average	G	Reb	Avg/G
DA SILVA, Tulio	11	88	8.0
GUERRERO, Ruben	11	64	5.8
FITTS, Malik	10	46	4.6
ZEIGLER, Bo	10	45	4.5
THORPE, Geno	11	44	4.0

Offensive Rebounds	G	No.	Avg/G
DA SILVA, Tulio	11	26	2.4
ZEIGLER, Bo	10	19	1.9
GUERRERO, Ruben	11	17	1.5
FITTS, Malik	10	11	1.1
SANTOS, Luis	11	11	1.0

Defensive Rebounds	G	No.	Avg/G
DA SILVA, Tulio	11	62	5.6
GUERRERO, Ruben	11	47	4.3
THORPE, Geno	11	35	3.2
FITTS, Malik	10	35	3.5
SANTOS, Luis	11	30	2.7

Fouls	G	No.	Per/G
ZEIGLER, Bo	10	32	3.2
DA SILVA, Tulio	11	30	2.7
THORPE, Geno	11	28	2.5
FITTS, Malik	10	25	2.5
GUERRERO, Ruben	11	21	1.9

Foulsouts	G	No.
DA SILVA, Tulio	11	2
ZEIGLER, Bo	10	2
GUERRERO, Ruben	11	1

Assists	G	No.	Ast/G
THORPE, Geno	11	45	4.1
BIBBY, Michael	11	25	2.3
ZEIGLER, Bo	10	19	1.9
GUERRERO, Ruben	11	12	1.1
DA SILVA, Tulio	11	11	1.0

Steals	G	No.	Stl/G
THORPE, Geno	11	16	1.5
ZEIGLER, Bo	10	12	1.2
DA SILVA, Tulio	11	8	0.7
BIBBY, Michael	11	7	0.6
FITTS, Malik	10	7	0.7

Blocked Shots	G	No.	Blk/G
GUERRERO, Ruben	11	14	1.3
SANTOS, Luis	11	9	0.8
DA SILVA, Tulio	11	9	0.8
ZEIGLER, Bo	10	6	0.6
HOLSTON, Troy	7	3	0.4

Minutes	G	No.	Min/G
THORPE, Geno	11	365	33.2
DA SILVA, Tulio	11	310	28.2
GUERRERO, Ruben	11	247	22.5
BIBBY, Michael	11	247	22.5
ZEIGLER, Bo	10	230	23.0

Turnovers	G	No.	TO/G
DA SILVA, Tulio	11	33	3.0
THORPE, Geno	11	30	2.7
BIBBY, Michael	11	26	2.4
GUERRERO, Ruben	11	19	1.7
ZEIGLER, Bo	10	17	1.7



## USF GAME HIGHS

POINTS	84	FLORIDA A&M (11/11/16)
	81	DELAWARE (12/22/16)
	80	at Troy (12/1/16)
	79	BETHUNE-COOKMAN (12/12/16)
	71	KENNESAW STATE (11/28/16)
FIELD GOALS MADE	30	FLORIDA A&M (11/11/16)
	29	BETHUNE-COOKMAN (12/12/16)
	29	at George Washington (12/03/16)
	29	at Troy (12/1/16)
FIELD GOAL ATTEMPTS	64	at Florida Atlantic (11/22/16)
	59	at Troy (12/1/16)
FIELD GOAL PERCENTAGE	.558 (24-43)	KENNESAW STATE (11/28/16)
	.537 (29-54)	at George Washington (12/03/16)
3 PT FIELD GOALS MADE	8	at Troy (12/1/16)
	7	at George Washington (12/03/16)
3 PT FG ATTEMPTS	19	BETHUNE-COOKMAN (12/12/16)
	19	RIDER (11/19/16)
3 PT FG PERCENTAGE	.600 (6-10)	KENNESAW STATE (11/28/16)
	.545 (6-11)	SOUTH CAROLINA (12/17/16)
FREE THROWS MADE	24	DELAWARE (12/22/16)
	19	FLORIDA A&M (11/11/16)
FREE THROW ATTEMPTS	34	DELAWARE (12/22/16)
	29	KENNESAW STATE (11/28/16)
FREE THROW PERCENTAGE	.824 (14-17)	at Troy (12/1/16)
	.706 (24-34)	DELAWARE (12/22/16)
REBOUNDS	48	DELAWARE (12/22/16)
	47	FLORIDA A&M (11/11/16)
ASSISTS	16	at George Washington (12/03/16)
	16	at Troy (12/1/16)
	16	FLORIDA A&M (11/11/16)
STEALS	12	at Troy (12/1/16)
	11	KENNESAW STATE (11/28/16)
BLOCKED SHOTS	8	DELAWARE (12/22/16)
	7	at Troy (12/1/16)
TURNOVERS	21	NORTHERN ILLINOIS (12/20/16)
	19	ELON (11/17/16)
FOULS	27	at Florida Atlantic (11/22/16)
	23	at George Washington (12/03/16)
	23	FLORIDA A&M (11/11/16)

## USF GAME LOWS

POINTS	48	NORTHERN ILLINOIS (12/20/16)
	61	ELON (11/17/16)
	62	at Florida Atlantic (11/22/16)
	66	SOUTH CAROLINA (12/17/16)
	67	at George Washington (12/03/16)
FIELD GOALS MADE	17	NORTHERN ILLINOIS (12/20/16)
	21	SOUTH CAROLINA (12/17/16)
FIELD GOAL ATTEMPTS	43	KENNESAW STATE (11/28/16)
	50	SOUTH CAROLINA (12/17/16)
FIELD GOAL PERCENTAGE	.315 (17-54)	NORTHERN ILLINOIS (12/20/16)
	.375 (24-64)	at Florida Atlantic (11/22/16)
3 PT FIELD GOALS MADE	3	at Florida Atlantic (11/22/16)
	3	NORTHERN ILLINOIS (12/20/16)
3 PT FG ATTEMPTS	10	KENNESAW STATE (11/28/16)
	11	SOUTH CAROLINA (12/17/16)
3 PT FG PERCENTAGE	.200 (3-15)	at Florida Atlantic (11/22/16)
	.231 (3-13)	NORTHERN ILLINOIS (12/20/16)
FREE THROWS MADE	2	at George Washington (12/03/16)
	11	ELON (11/17/16)
	11	at Florida Atlantic (11/22/16)
	11	NORTHERN ILLINOIS (12/20/16)
FREE THROW ATTEMPTS	4	at George Washington (12/03/16)
	17	at Florida Atlantic (11/22/16)
	17	at Troy (12/1/16)
FREE THROW PERCENTAGE	.500 (2-4)	at George Washington (12/03/16)
	.524 (11-21)	NORTHERN ILLINOIS (12/20/16)
REBOUNDS	27	KENNESAW STATE (11/28/16)
	31	at Florida Atlantic (11/22/16)
ASSISTS	5	SOUTH CAROLINA (12/17/16)
	8	ELON (11/17/16)
STEALS	2	DELAWARE (12/22/16)
	3	BETHUNE-COOKMAN (12/12/16)
	3	SOUTH CAROLINA (12/17/16)
	3	NORTHERN ILLINOIS (12/20/16)
BLOCKED SHOTS	2	at Florida Atlantic (11/22/16)
	2	at George Washington (12/03/16)
	2	SOUTH CAROLINA (12/17/16)
TURNOVERS	10	DELAWARE (12/22/16)
	12	at Florida Atlantic (11/22/16)
FOULS	14	DELAWARE (12/22/16)
	15	KENNESAW STATE (11/28/16)
	15	BETHUNE-COOKMAN (12/12/16)

## OPPONENT GAME HIGHS

POINTS	78	at Florida Atlantic (11/22/16)
	77	SOUTH CAROLINA (12/17/16)
	74	at Troy (12/1/16)
	74	ELON (11/17/16)
	73	BETHUNE-COOKMAN (12/12/16)
	73	FLORIDA A&M (11/11/16)
FIELD GOALS MADE	27	SOUTH CAROLINA (12/17/16)
	27	BETHUNE-COOKMAN (12/12/16)
FIELD GOAL ATTEMPTS	73	BETHUNE-COOKMAN (12/12/16)
	67	at Troy (12/1/16)
FIELD GOAL PERCENTAGE	.453 (24-53)	at Florida Atlantic (11/22/16)
	.441 (26-59)	KENNESAW STATE (11/28/16)
3 PT FIELD GOALS MADE	11	at Troy (12/1/16)
	11	at Florida Atlantic (11/22/16)
3 PT FG ATTEMPTS	33	DELAWARE (12/22/16)
	30	at Troy (12/1/16)
	30	ELON (11/17/16)
3 PT FG PERCENTAGE	.524 (11-21)	at Florida Atlantic (11/22/16)
	.462 (6-13)	NORTHERN ILLINOIS (12/20/16)
FREE THROWS MADE	20	FLORIDA A&M (11/11/16)
	19	at Florida Atlantic (11/22/16)
FREE THROW ATTEMPTS	32	FLORIDA A&M (11/11/16)
	31	at Florida Atlantic (11/22/16)
FREE THROW PERCENTAGE	.769 (10-13)	KENNESAW STATE (11/28/16)
	.727 (16-22)	RIDER (11/19/16)
REBOUNDS	48	at Florida Atlantic (11/22/16)
	43	RIDER (11/19/16)
ASSISTS	20	KENNESAW STATE (11/28/16)
	18	SOUTH CAROLINA (12/17/16)
STEALS	12	FLORIDA A&M (11/11/16)
	11	at Troy (12/1/16)
BLOCKED SHOTS	6	NORTHERN ILLINOIS (12/20/16)
	5	at Troy (12/1/16)
TURNOVERS	18	KENNESAW STATE (11/28/16)
	17	RIDER (11/19/16)
FOULS	26	DELAWARE (12/22/16)
	24	KENNESAW STATE (11/28/16)

## OPPONENT GAME LOWS

POINTS	53	DELAWARE (12/22/16)
	59	NORTHERN ILLINOIS (12/20/16)
	65	RIDER (11/19/16)
	68	at George Washington (12/03/16)
	69	KENNESAW STATE (11/28/16)
FIELD GOALS MADE	18	DELAWARE (12/22/16)
	20	NORTHERN ILLINOIS (12/20/16)
FIELD GOAL ATTEMPTS	53	at Florida Atlantic (11/22/16)
	53	NORTHERN ILLINOIS (12/20/16)
FIELD GOAL PERCENTAGE	.273 (18-66)	DELAWARE (12/22/16)
	.349 (22-63)	FLORIDA A&M (11/11/16)
3 PT FIELD GOALS MADE	3	RIDER (11/19/16)
	6	NORTHERN ILLINOIS (12/20/16)
3 PT FG ATTEMPTS	13	NORTHERN ILLINOIS (12/20/16)
	20	RIDER (11/19/16)
3 PT FG PERCENTAGE	.150 (3-20)	RIDER (11/19/16)
	.242 (8-33)	DELAWARE (12/22/16)
FREE THROWS MADE	9	DELAWARE (12/22/16)
	10	KENNESAW STATE (11/28/16)
FREE THROW ATTEMPTS	13	KENNESAW STATE (11/28/16)
	13	DELAWARE (12/22/16)
FREE THROW PERCENTAGE	.542 (13-24)	NORTHERN ILLINOIS (12/20/16)
	.613 (19-31)	at Florida Atlantic (11/22/16)
REBOUNDS	32	FLORIDA A&M (11/11/16)
	33	KENNESAW STATE (11/28/16)
	33	at George Washington (12/03/16)
ASSISTS	7	NORTHERN ILLINOIS (12/20/16)
	9	RIDER (11/19/16)
STEALS	1	at Florida Atlantic (11/22/16)
	4	KENNESAW STATE (11/28/16)
BLOCKED SHOTS	2	ELON (11/17/16)
	2	KENNESAW STATE (11/28/16)
	2	at George Washington (12/03/16)
	2	BETHUNE-COOKMAN (12/12/16)
TURNOVERS	7	SOUTH CAROLINA (12/17/16)
	8	BETHUNE-COOKMAN (12/12/16)
FOULS	13	at George Washington (12/03/16)
	15	at Troy (12/1/16)

## INDIVIDUAL USF HIGHS

Points	25	MCMURRAY, Jahmal vs South Carolina (12/17/16)
	22	THORPE, Geno at Troy (12/1/16)
	20	MCMURRAY, Jahmal vs Bethune-Cookman (12/12/16)
	20	ZEIGLER, Bo vs Bethune-Cookman (12/12/16)
	19	THORPE, Geno vs Florida A&M (11/11/16)
Field Goals Made	10	ZEIGLER, Bo vs Bethune-Cookman (12/12/16)
	8	MCMURRAY, Jahmal vs South Carolina (12/17/16)
	8	THORPE, Geno vs Florida A&M (11/11/16)
Field Goal Att.	18	MCMURRAY, Jahmal at George Washington (12/03/16)
	17	MCMURRAY, Jahmal vs South Carolina (12/17/16)
	17	THORPE, Geno vs Florida A&M (11/11/16)
FG Pct (min 5 made)	1.000 (7-7)	SANTOS, Luis at Troy (12/1/16)
	.857 (6-7)	ZEIGLER, Bo vs Florida A&M (11/11/16)
3-Point FG Made	5	MCMURRAY, Jahmal vs South Carolina (12/17/16)
	4	HOLSTON, Troy at George Washington (12/03/16)
	4	HOLSTON, Troy vs Kennesaw State (11/28/16)
3-Point FG Att.	8	MCMURRAY, Jahmal vs Bethune-Cookman (12/12/16)
	7	MCMURRAY, Jahmal vs South Carolina (12/17/16)
	7	HOLSTON, Troy at Troy (12/1/16)
3-Pt FG Pct (min 2 made)	1.000 (2-2)	BIBBY, Michael vs Kennesaw State (11/28/16)
	.800 (4-5)	HOLSTON, Troy vs Kennesaw State (11/28/16)
Free Throws Made	12	THORPE, Geno at Troy (12/1/16)
	8	THORPE, Geno vs Delaware (12/22/16)
	8	DA SILVA, Tulio vs Delaware (12/22/16)
Free Throw Att.	13	DA SILVA, Tulio vs Delaware (12/22/16)
	13	THORPE, Geno at Troy (12/1/16)
FT Pct (min 3 made)	1.000 (8-8)	THORPE, Geno vs Delaware (12/22/16)
	1.000 (6-6)	THORPE, Geno vs Bethune-Cookman (12/12/16)
	1.000 (5-5)	BIBBY, Michael vs Elon (11/17/16)
	1.000 (4-4)	SANTOS, Luis vs Delaware (12/22/16)
	1.000 (3-3)	BIBBY, Michael vs Northern Illinois (12/20/16)
	1.000 (3-3)	THORPE, Geno at Florida Atlantic (11/22/16)
Rebounds	16	GUERRERO, Ruben vs Florida A&M (11/11/16)
	15	DA SILVA, Tulio vs Bethune-Cookman (12/12/16)
Assists	7	THORPE, Geno at George Washington (12/03/16)
	7	THORPE, Geno vs Kennesaw State (11/28/16)
Steals	5	ZEIGLER, Bo vs Elon (11/17/16)
	3	THORPE, Geno vs Kennesaw State (11/28/16)
	3	HOLSTON, Troy vs Kennesaw State (11/28/16)
	3	DA SILVA, Tulio at Florida Atlantic (11/22/16)
	3	THORPE, Geno vs Rider (11/19/16)
Blocked Shots	3	GUERRERO, Ruben vs Delaware (12/22/16)
	2	DA SILVA, Tulio vs Delaware (12/22/16)
	2	SANTOS, Luis vs Northern Illinois (12/20/16)
	2	GUERRERO, Ruben vs Northern Illinois (12/20/16)
	2	GUERRERO, Ruben vs Bethune-Cookman (12/12/16)
	2	DA SILVA, Tulio at Troy (12/1/16)
	2	HOLSTON, Troy at Troy (12/1/16)
	2	GUERRERO, Ruben at Troy (12/1/16)
	2	SANTOS, Luis at Florida Atlantic (11/22/16)
	2	ZEIGLER, Bo vs Rider (11/19/16)
	2	DA SILVA, Tulio vs Florida A&M (11/11/16)
Turnovers	6	DA SILVA, Tulio vs Northern Illinois (12/20/16)
	6	ZEIGLER, Bo vs Elon (11/17/16)
Fouls	5	ZEIGLER, Bo vs Northern Illinois (12/20/16)
	5	DA SILVA, Tulio vs Kennesaw State (11/28/16)
	5	GUERRERO, Ruben vs Elon (11/17/16)
	5	ZEIGLER, Bo vs Florida A&M (11/11/16)
	5	DA SILVA, Tulio vs Florida A&M (11/11/16)
Minutes	40	THORPE, Geno vs Bethune-Cookman (12/12/16)
	40	DA SILVA, Tulio at Florida Atlantic (11/22/16)
	39	THORPE, Geno vs South Carolina (12/17/16)
	38	THORPE, Geno at Troy (12/1/16)
	38	DA SILVA, Tulio vs Elon (11/17/16)

## INDIVIDUAL OPPONENT HIGHS

Points	23	DOZIER, PJ vs South Carolina (12/17/16)
	22	SMITH, Collin at George Washington (12/03/16)
	22	BARHAM, Marcus vs Florida A&M (11/11/16)
	21	FORREST, Quinton vs Bethune-Cookman (12/12/16)
	21	TABB, Brandon vs Bethune-Cookman (12/12/16)
Field Goals Made	9	DOZIER, PJ vs South Carolina (12/17/16)
	8	FORREST, Quinton vs Bethune-Cookman (12/12/16)
	8	SMITH, Collin at George Washington (12/03/16)
	8	MASTERSON, Nick vs Kennesaw State (11/28/16)
Field Goal Att.	18	DOZIER, PJ vs South Carolina (12/17/16)
	18	FORREST, Quinton vs Bethune-Cookman (12/12/16)
	18	MASTERSON, Nick vs Kennesaw State (11/28/16)
FG Pct (min 5 made)	.833 (5-6)	KOTSAR, Maik vs South Carolina (12/17/16)
	.833 (5-6)	NIELSEN, Johannes vs Kennesaw State (11/28/16)
3-Point FG Made	5	BARHAM, Marcus vs Florida A&M (11/11/16)
	4	NOTICE, Duane vs South Carolina (12/17/16)
	4	TABB, Brandon vs Bethune-Cookman (12/12/16)
	4	MASTERSON, Nick vs Kennesaw State (11/28/16)
	4	Troutman, Gerdarius at Florida Atlantic (11/22/16)
	4	BOWMAN, Craig vs Florida A&M (11/11/16)
3-Point FG Att.	11	Corbett, Chivarsky vs Florida A&M (11/28/16)
	10	NOTICE, Duane vs South Carolina (12/17/16)
	10	CAVANAUGH, Tyler at George Washington (12/03/16)
	10	MASTERSON, Nick vs Kennesaw State (11/28/16)
3-Pt FG Pct (min 2 made)	1.000 (3-3)	ARMSTEAD, Aaric vs Northern Illinois (12/20/16)
	1.000 (3-3)	Eddy, Luke vs Elon (11/17/16)
	1.000 (2-2)	SMITH, Collin at George Washington (12/03/16)
	1.000 (2-2)	ROLAND, Jordan at George Washington (12/03/16)
	1.000 (2-2)	Davis, Jr., Juan at Troy (12/1/16)
Free Throws Made	7	Ingram, Jaielyn at Florida Atlantic (11/22/16)
	7	CORE, Nasir vs Florida A&M (11/11/16)
Free Throw Att.	9	Ingram, Jaielyn at Florida Atlantic (11/22/16)
	9	Rutherford, Nick at Florida Atlantic (11/22/16)
FT Pct (min 3 made)	1.000 (5-5)	TABB, Brandon vs Bethune-Cookman (12/12/16)
	1.000 (5-5)	NIELSEN, Johannes vs Kennesaw State (11/28/16)
	1.000 (5-5)	Taylor, Jimmie vs Rider (11/19/16)
	1.000 (4-4)	TORO, Arnaldo at George Washington (12/03/16)
	1.000 (4-4)	WILSON, Anthony vs Kennesaw State (11/28/16)
	1.000 (3-3)	Person, Wesley at Troy (12/1/16)
Rebounds	11	MARIC, Marin vs Northern Illinois (12/20/16)
	11	Delph, Ronald at Florida Atlantic (11/22/16)
Assists	9	Rutherford, Nick at Florida Atlantic (11/22/16)
	8	LEWIS, Diamante vs Bethune-Cookman (12/12/16)
Steals	5	BOWMAN, Craig vs Florida A&M (11/11/16)
	4	MCKIE, Justin vs South Carolina (12/17/16)
	4	TABB, Brandon vs Bethune-Cookman (12/12/16)
	4	SMITH, Collin at George Washington (12/03/16)
Blocked Shots	3	Varnado, Jordon at Troy (12/1/16)
	3	SEVERADO, Nicholas vs Florida A&M (11/11/16)
Turnovers	6	RAY, Kendrick vs Kennesaw State (11/28/16)
	5	Rutherford, Nick at Florida Atlantic (11/22/16)
Fouls	5	Johnson, Skye vs Delaware (12/22/16)
	5	Corbett, Chivarsky vs Delaware (12/22/16)
	5	TABB, Brandon vs Bethune-Cookman (12/12/16)
	5	WILSON, Anthony vs Kennesaw State (11/28/16)
	5	RAY, Kendrick vs Kennesaw State (11/28/16)
	5	Thomas, Kahlil vs Rider (11/19/16)
	5	Carey, Norville vs Rider (11/19/16)
	5	WARREN, Trey-Cary vs Florida A&M (11/11/16)

## NCAA TEAM RANKINGS

Statistic	National Rank	Conference Rank	Value	National Leader	Value	Conference Leader	Value
3-pt Field Goal Attempts (340 ranked)	338	10	465	The Citadel	1,123	Temple	757
Assist Turnover Ratio (340 ranked)	340	11	0.68	St. Mary's (CA)	1.74	Temple	1.46
Assists Per Game (340 ranked)	340	11	10.0	Michigan St.	20.5	SMU	17.6
Blocked Shots Per Game (340 ranked)	16	3	5.3	Washington	6.6	Cincinnati	5.8
Defensive Rebounds per Game (340 ranked)	115	5	26.00	Purdue	29.63	UCF	27.87
Fewest Fouls (340 ranked)	92	7	588	UCF	468	UCF	468
Fewest Turnovers (340 ranked)	328	11	485	Central Mich.	303	Temple	305
Field-Goal Percentage (340 ranked)	277	8	41.8	St. Mary's (CA)	50.4	SMU	49.7
Field-Goal Percentage Defense (340 ranked)	66	5	41.3	San Diego St.	37.3	UConn	38.6
Free Throw Attempts (340 ranked)	277	9	612	Green Bay	1,007	Memphis	890
Free Throws Made (340 ranked)	302	10	404	Nevada	730	Memphis	643
Free-Throw Percentage (340 ranked)	303	11	66.0	UConn	79.3	UConn	79.3
Offensive Rebounds Per Game (340 ranked)	59	5	12.52	Quinnipiac	16.60	Cincinnati	13.36
Personal Fouls Per Game (340 ranked)	77	7	17.8	Notre Dame	15.1	UCF	15.6
Rebound Margin (340 ranked)	101	4	2.4	Michigan St.	11.4	SMU	10.2
Scoring Defense (340 ranked)	159	9	71.3	Wichita St.	59.0	Cincinnati	63.3
Scoring Margin (340 ranked)	318	11	-8.1	SFA	16.9	SMU	13.9
Scoring Offense (340 ranked)	334	11	63.2	Oakland	90.4	Houston	77.4
Steals Per Game (340 ranked)	320	11	4.5	Green Bay	9.9	Cincinnati	7.8
Three Pt FG Defense (340 ranked)	44	4	31.9	James Madison	29.0	Houston	30.3
Three-Point Field Goals Per Game (340 ranked)	346	11	4.0	North Florida	12.1	Temple	7.7
Three-Point Field-Goal Percentage (340 ranked)	339	11	28.6	Michigan St.	43.4	SMU	42.0
Total 3-point FGM (340 ranked)	343	11	133	North Florida	411	UConn Temple	255 255
Total Assists (340 ranked)	326	11	331	Michigan St.	719	SMU	628
Total Blocks (340 ranked)	20	4	178	Washington	224	Cincinnati	192
Total Rebounds (340 ranked)	83	4	1,271	North Carolina	1,624	Memphis	1,375
Total Rebounds Per Game (340 ranked)	62	5	38.52	UT Arlington	43.71	Memphis	40.44
Total Steals (340 ranked)	310	10	150	Green Bay	358	Memphis	281
Turnover Margin (340 ranked)	343	10	-5.1	SFA	6.5	Tulsa	3.3
Turnovers Forced (340 ranked)	341	10	9.58	SFA	18.56	Tulsa	14.16
Turnovers Per Game (340 ranked)	322	11	14.7	Old Dominion	9.1	Temple	9.2
Won-Lost Percentage (340 ranked)	322	11	24.2	Villanova	87.5	SMU	83.3

## NCAA INDIVIDUAL RANKINGS

Statistic	Player	National Rank	Conference Rank	Value	National Leader	Value	Conference Leader	Value
3-pt Field Goal Attempts (247 ranked)	Jahmal McMurray	111	3	210	Damon Lynn, NJIT	350	James Woodard, Tulsa	215
Assist Turnover Ratio (250 ranked)					Casey Benson, Oregon	4.88	Josh Brown, Temple	3.50
Assists Per Game (248 ranked)					Kahlil Felder, Oakland	9.3	Nic Moore, SMU	5.2
Blocked Shots Per Game (248 ranked)	Jaleel Cousins Ruben Guerrero	90 153	4 8	1.64 1.28	Vashil Fernandez, Valparaiso	3.31	Tacko Fall, UCF	2.33
Defensive Rebounds per Game (250 ranked)	Jaleel Cousins Angel Nunez	206 218	8 10	4.58 4.52	Egidijus Mockevicius, Evansville	11.50	Daniel Hamilton, UConn	8.00
Double Doubles (217 ranked)	Jaleel Cousins	109	5	8	Egidijus Mockevicius, Evansville Pascal Siakam, New Mexico St.	27 27	Dedric Lawson, Memphis	17
Field-Goal Percentage (250 ranked)					Evan Bradds, Belmont	71.4	Damyean Dotson, Houston	50.6
Free Throw Attempts (247 ranked)	Jaleel Cousins	247	7	155	James Daniel, Howard	331	Shaq Goodwin, Memphis	216
Free Throws Made (242 ranked)					James Daniel, Howard	280	Shaq Goodwin, Memphis	157
Free-Throw Percentage (248 ranked)					Fletcher Magee, Wofford	92.5	Sterling Gibbs, UConn	85.5
Minutes Per Game (250 ranked)	Jahmal McMurray	82	2	35.10	Yonel Brown, Kennesaw St.	38.48	Josh Brown, Temple	36.10
Offensive Rebounds Per Game (248 ranked)	Jaleel Cousins Chris Perry Ruben Guerrero	62 219 231	5 10 12	3.08 2.26 2.22	Chris Horton, Austin Peay	4.92	Jordan Tolbert, SMU	3.53
Points Per Game (248 ranked)					James Daniel, Howard	27.1	Nic Moore, SMU	16.1
Rebounds Per Game (250 ranked)	Jaleel Cousins	119	7	7.9	Egidijus Mockevicius, Evansville	14.0	Dedric Lawson, Memphis	9.3
Steals Per Game (250 ranked)					Tre-Deon Hollins, Omaha	3.97	Shaquille Harrison, Tulsa	1.88
Three-Point Field Goals Per Game (249 ranked)	Jahmal McMurray	206	8	2.18	Buddy Hield, Oklahoma	3.97	Nic Moore, SMU	2.62
Three-Point Field-Goal Percentage (118 ranked)					Giddy Potts, Middle Tenn.	50.6	Nic Moore, SMU	41.3
Total 3-point FGM (487 ranked)	Jahmal McMurray	162	7	72	Buddy Hield, Oklahoma	147	Sterling Gibbs, UConn	79
Total Assists (249 ranked)					Kahlil Felder, Oakland	324	Daniel Hamilton, UConn	170
Total Blocks (241 ranked)	Jaleel Cousins Ruben Guerrero	82 150	5 8	54 41	Vashil Fernandez, Valparaiso	119	Tacko Fall, UCF	70
Total Field Goal Attempts (246 ranked)	Jahmal McMurray	52	1	470	Trey Freeman, Old Dominion	753	Jahmal McMurray, South Fla.	470
Total Field Goals Made (248 ranked)	Jahmal McMurray	157	1	183	Trey Freeman, Old Dominion	323	Jahmal McMurray, South Fla.	183
Total Minutes (250 ranked)	Jahmal McMurray	90	3	1161.00	Michael Gbinije, Syracuse	1403.00	Josh Brown, Temple	1194.00
Total Points (250 ranked)	Jahmal McMurray	245	3	497	Buddy Hield, Oklahoma	625	Quenton DeCosey, Temple	526
Total Rebounds (249 ranked)	Jaleel Cousins	114	6	262	Egidijus Mockevicius, Evansville	476	Daniel Hamilton, UConn	321
Total Steals (229 ranked)					Tre-Deon Hollins, Omaha	127	Shaquille Harrison, Tulsa	60
Triple Doubles (3 ranked)					Kyle Collinsworth, BYU	6	Daniel Hamilton, UConn	1

## SEASON STATS

RECORD:	OVERALL	HOME	AWAY	NEUTRAL
ALL GAMES	6-5	5-3	1-2	0-0
CONFERENCE	0-0	0-0	0-0	0-0
NON-CONFERENCE	6-5	5-3	1-2	0-0

#	Player	gp-gs	min	avg	Total		3-Point		F-Throw		Rebounds				pf	dq	a	to	blk	stl	pts	avg
					fg-fga	fg%	3fg-fga	3fg%	ft-fa	ft%	off	def	tot	avg								
00	MCMURRAY, Jahmal	3-1	106	35.3	22-51	.431	10-20	.500	7-10	.700	2	6	8	2.7	3	0	6	14	0	1	61	20.3
13	THORPE, Geno	11-11	365	33.2	47-132	.356	8-33	.242	45-54	.833	9	35	44	4.0	28	0	45	30	0	16	147	13.4
21	DA SILVA, Tulio	11-9	310	28.2	45-84	.536	0-2	.000	33-57	.579	26	62	88	8.0	30	2	11	33	9	8	123	11.2
25	HOLSTON, Troy	7-7	212	30.3	27-66	.409	16-37	.432	5-12	.417	0	14	14	2.0	20	0	5	11	3	5	75	10.7
35	ZEIGLER, Bo	10-6	230	23.0	35-58	.603	0-1	.000	6-20	.300	19	26	45	4.5	32	2	19	17	6	12	76	7.6
24	FITTS, Malik	10-5	228	22.8	26-62	.419	10-29	.345	9-16	.563	11	35	46	4.6	25	0	10	10	2	7	71	7.1
10	BIBBY, Michael	11-5	247	22.5	20-43	.465	12-32	.375	16-18	.889	0	20	20	1.8	20	0	25	26	2	7	68	6.2
42	SANTOS, Luis	11-1	164	14.9	26-42	.619	0-0	.000	15-23	.652	11	30	41	3.7	13	0	2	9	9	4	67	6.1
33	GUERRERO, Ruben	11-10	247	22.5	24-45	.533	0-0	.000	13-24	.542	17	47	64	5.8	21	1	12	19	14	6	61	5.5
11	BODWAY, Jake	10-0	105	10.5	5-13	.385	3-5	.600	5-8	.625	5	4	9	0.9	13	0	4	2	1	1	18	1.8
01	MANDERSON, Isaiah	2-0	7	3.5	1-2	.500	0-0	.000	0-0	.000	0	1	1	0.5	2	0	0	0	0	0	2	1.0
14	BEARD, Henry	1-0	2	2.0	0-0	.000	0-0	.000	0-0	.000	0	0	0	0.0	0	0	1	0	0	0	0	0.0
15	ALVARADO, Yito	1-0	2	2.0	0-1	.000	0-0	.000	0-0	.000	0	1	1	1.0	1	0	0	0	0	0	0	0.0
Team											13	24	37					5				
Total.....		11	2225		278-599	.464	59-159	.371	154-242	.636	113	305	418	38.0	208	5	140	176	46	67	769	69.9
Opponents.....		11	2225		257-669	.384	91-260	.350	158-243	.650	146	267	413	37.5	218	8	155	141	36	85	763	69.4

TEAM STATISTICS			USF	OPP	Date	Opponent	Score	Att.
SCORING			769	763	11/11/16	FLORIDA A&M	w 84-73	3106
Points per game			69.9	69.4	11/17/16	ELON	L 61-74	2206
Scoring margin			+0.5	-	11/19/16	RIDER	w 70-65	2639
FIELD GOALS-ATT			278-599	257-669	11/22/16	at Florida Atlantic	L 62-78	1474
Field goal pct			.464	.384	11/28/16	KENNESAW STATE	w 71-69	2196
3 POINT FG-ATT			59-159	91-260	12/1/16	at Troy	w 80-74	876
3-point FG pct			.371	.350	12/03/16	at George Washington	L 67-68	2288
3-pt FG made per game			5.4	8.3	12/12/16	BETHUNE-COOKMAN	Wot 79-73	2207
FREE THROWS-ATT			154-242	158-243	12/17/16	SOUTH CAROLINA	L 66-77	2489
Free throw pct			.636	.650	12/20/16	NORTHERN ILLINOIS	L 48-59	2129
F-Throws made per game			14.0	14.4	12/22/16	DELAWARE	w 81-53	2398
REBOUNDS			418	413	* - Conference game			
Rebounds per game			38.0	37.5				
Rebounding margin			+0.5	-				
ASSISTS			140	155				
Assists per game			12.7	14.1				
TURNOVERS			176	141				
Turnovers per game			16.0	12.8				
Turnover margin			-3.2	-				
Assist/turnover ratio			0.8	1.1				
STEALS			67	85				
Steals per game			6.1	7.7				
BLOCKS			46	36				
Blocks per game			4.2	3.3				
ATTENDANCE			19370	4638				
Home games-Avg/Game			8-2421	3-1546				
Neutral site-Avg/Game			-	0-0				

Score by Periods	1st	2nd	OT	Totals
USF	402	354	13	769
Opponents	357	399	7	763



1



Isaiah **MANDERSON**  
F | 6-10 | 247 | Jr.  
Bronx, N.Y.

5




Malik **MARTIN**  
F | 6-11 | 214 | Jr.  
Miami, Fla.

10



Michael **BIBBY**  
G | 6-3 | 175 | Fr.  
Phoenix, Ariz.

11



Jake **BODWAY**  
G | 6-3 | 201 | Jr.  
Bloomington, Minn.

13



Geno **THORPE**  
G | 6-4 | 170 | Jr.  
Pittsburgh, Pa.

14



Henry **BEARD**  
G | 6-0 | 177 | Fr.  
Seminole, Fla.

15



Yito **ALVARADO**  
F | 6-7 | 206 | Fr.  
San Juan, Puerto Rico

21



Tulio **DA SILVA**  
F | 6-7 | 205 | RFr.  
Formiga, Brazil

24



Malik **FITTS**  
F | 6-8 | 237 | Fr.  
Rancho Cucamonga, Calif.

25



Troy **HOLSTON**  
G | 6-4 | 200 | So.  
Queens, N.Y.

33



Ruben **GUERRERO**  
C | 7-0 | 235 | Jr.  
Marbella, Spain

35



Bo **ZEIGLER**  
F | 6-6 | 207 | Jr.  
Detroit, Mich.

42



Luis **SANTOS**  
F | 6-9 | 266 | So.  
Bronx, N.Y.



Orlando **ANTIGUA**  
HEAD COACH  
3rd SEASON



Sergio **ROUCO**  
ASSISTANT COACH  
3rd SEASON



Rod **STRICKLAND**  
ASSISTANT COACH  
3rd SEASON



Murry **BARTOW**  
ASSISTANT COACH  
1st SEASON



Jerry **MCCULLOUGH**  
DIRECTOR OF OPERATIONS  
3rd SEASON