

Bowl History



Bowl History

All-Time Bowl Game Record: 9-11

1952 Lions Bowl

Clarion 13, East Carolina 6

1954 Elks Bowl

Morris-Harvey 12, East Carolina 0

1963 Eastern Bowl

East Carolina 27, Northeastern 6

1964 Tangerine Bowl

East Carolina 14, Massachusetts 13

1965 Tangerine Bowl

East Carolina 31, Maine 0

1978 Independence Bowl

East Carolina 35, Louisiana Tech 13

1992 Peach Bowl

East Carolina 37, NC State 34

1994 St. Jude Liberty Bowl

Illinois 30, East Carolina 0

1995 St. Jude Liberty Bowl

East Carolina 19, Stanford 13

1999 Mobile Alabama Bowl

TCU 28, East Carolina 14

2000 galleryfurniture.com Bowl

East Carolina 40, Texas Tech 27

2001 GMAC Bowl

Marshall 64, East Carolina 61 (2OT)

2006 Papajohns.com Bowl

South Florida 24, East Carolina 7

2007 Sheraton Hawai'i Bowl

East Carolina 41, Boise State 38

2009 AutoZone Liberty Bowl

Kentucky 25, East Carolina 19

2010 AutoZone Liberty Bowl

Arkansas 20, East Carolina 17 (OT)

2010 Military Bowl

Maryland 51, East Carolina 20

2012 R+L Carriers New Orleans Bowl

UL-Lafayette 43, East Carolina 34

2013 Beef 'O' Brady's Bowl

East Carolina 37, Ohio 20

2015 Birmingham Bowl

Florida 28, East Carolina 20

Lions Bowl

Clarion 13, East Carolina 6

December 13, 1952 • Salisbury, N.C.

Clarion	6	0	7	0	-	13
East Carolina	6	0	0	0	-	6

CSTC–Sandusky 30 pass from Bevevino (kick blocked)

ECC–Siler 1 run (kick failed)

CSTC–Czap 7 run (Wisniewski kick)

Team Statistics	CSTC	ECC
First Downs	11	15
Rushing Yardage	59	133
Passing Yardage	189	71
TOTAL OFFENSE	248	204
Fumbles Lost	2	1
Punts-Avg	6-31	6-31
Penalties-Yards	45	45

Elks Bowl

Morris-Harvey 12, East Carolina 0

January 2, 1954 • Greenville, N.C.

Morris-Harvey	6	6	0	0	-	12
East Carolina	0	0	0	0	-	0

MH–Fetty 3 run (run failed)

MH–Spenik 28 pass from Maxwell (kick failed)

Team Statistics	MH	ECC
First Downs	10	13
Rushing Yardage	118	98
Passing Yardage	63	82
TOTAL OFFENSE	181	180
Passes (Comp-Att-Int)	3-7-4	10-24-0
Fumbles Lost	1	1
Punts-Avg	8-34	5-33
Penalties-Yards	25	60

Eastern Bowl

East Carolina 27, Northeastern 6

December 14, 1963 • Allentown, Pa.

Northeastern	0	0	6	0	-	6
East Carolina	6	0	7	14	-	27

ECC–Michel 15 run (pass failed)

NU–FG St. Victor 48


NU–FG St. Victor 38

ECC–Michel 82 run (Royster kick)

ECC–Rudisill 81 pass from Cline (Royster kick)

ECC–Allen 17 pass from Bovender (Royster kick)

Team Statistics	NU	ECC
First Downs	14	15
Rushing Yardage	150	309
Passing Yardage	92	161
TOTAL OFFENSE	242	470
Passes (Comp-Att-Int)	6-12-3	8-26-0
Fumbles Lost	0	2
Punts-Avg	2-28	5-26
Penalties-Yards	25	25



East Carolina made consecutive appearances at the Tangerine Bowl under head coach Clarence Stasavich. The Pirates enter the field on the way to a 14-13 win over Massachusetts in 1964 before following with a 31-0 shutout of Maine a year later

Tangerine Bowl

East Carolina 14, Massachusetts 13
December 12, 1964 • Orlando, Fla.

Massachusetts	0	7	6	0	-	13
East Carolina	0	0	6	8	-	14

UM-Palm 13 pass from Whelchel (Whelchel kick)

UM-Palm 61 pass from Whelchel (kick failed)

ECC-Richardson 3 run (pass failed)

ECC-Cline 9 run (Crane pass from Cline)

Team Statistics	UMASS	ECC
First Downs	6	8
Rushing Yardage	135	153
Passing Yardage	153	192
TOTAL OFFENSE	288	345
Passes (Comp-Att-Int)	9-15-2	10-19-1

Tangerine Bowl

East Carolina 31, Maine 0
December 11, 1965 • Orlando, Fla.

Maine	0	0	0	0	-	0
East Carolina	0	10	14	7	-	31

ECC-FG Kriz 24

ECC-Abernathy 35 pass from Richardson (Kriz kick)

ECC-Alexander 1 run (Kriz kick)

ECC-Grimes 5 pass from Alexander (Kriz kick)

ECC-Alexander 55 run (Kriz kick)

Team Statistics	MAINE	ECC
First Downs	9	18
Rushing Yardage	66	171
Passing Yardage	86	184
TOTAL OFFENSE	152	355
Passes (Comp-Att-Int)	7-26-4	13-26-1
Fumbles Lost	2	3
Punts-Avg	8-38	5-40
Penalties-Yards	50	59

The Pirates faced the Bulldogs in Shreveport to mark East Carolina's first modern era bowl appearance.



Independence Bowl

East Carolina 35, Louisiana Tech 13
December 16, 1978 • Shreveport, La.

Attendance: 18,200



East Carolina	14	7	7	7	-	35
Louisiana Tech	0	10	3	0	-	13

First Quarter

ECU—Collins 3 run (Lamm kick)
ECU—Green 1 run (Lamm kick)

Second Quarter

ECU—Collins 1 run (Lamm kick)
LT—Spruiell 32 pass from Thibodeaux (Swilley kick)
LT—FG Swilley 36

Third Quarter

ECU—Sutton 45 run (Lamm kick)
LT—FG Swilley 24

Fourth Quarter

ECU—Hicks 2 run (Lamm kick)

Team Statistics	ECU	LA. TECH
First Downs	17	18
Rushing Yardage	278	12
Passing Yardage	54	263
TOTAL OFFENSE	332	275
Passes (Comp-Att-Int)	4-13-0	18-52-3
Return Yardage	97	6
Fumbles Lost	2	4
Punts-Avg	7-30	5-42
Penalties-Yards	65	0

Individual Leaders

RUSHING: ECU - Sutton 17-143. LT - Clark 6-28.

PASSING: ECU - Green 4-13-0, 54. LT - Barkley 12-39-3, 160; Thibodeaux 6-13-0, 103.

RECEIVING: ECU - Gallaher 3-33. LT - Spruiell 7-130.

Peach Bowl

East Carolina 37, NC State 34
January 1, 1992 • Atlanta, Ga.

Attendance: 59,332



NC State	7	7	13	7	-	34
East Carolina	7	10	0	20	-	37

First Quarter

NCSU—Downs 2 run (Hartman kick)

ECU—Van Buren 5 pass from Blake (Brenner kick)

Second Quarter

NCSU—Harrison 4 pass from Jordan (Hartman kick)

ECU—FG Brenner 27

ECU—Gallimore 55 pass from Blake (Brenner kick)

Third Quarter

NCSU—Hinton 14 pass from Jordan (Hartman kick)

NCSU—Manior 1 run (kick blocked)

Fourth Quarter

NCSU—Davenport 52 pass from George (Hartman kick)

ECU—Blake 2 run (Brenner kick)

ECU—Johnson 17 pass from Blake (run failed)

ECU—Fisher 22 pass from Blake (Brenner kick)

Team Statistics	ECU	NCSU
First Downs	24	20
Rushing Yardage	42	186
Passing Yardage	378	197
TOTAL OFFENSE	420	383
Passes (Comp-Att-Int)	31-51-3	16-24-1
Return Yardage	53	38
Fumbles-Lost	4-1	1-1
Punts-Avg	4-42	8-36
Penalties-Yards	8-45	5-34

Individual Leaders

RUSHING: ECU - Van Buren 11-65. NCSU - Barbour 23-90, Downs 10-63.

PASSING: ECU - Blake 31-51-3, 378. NCSU - Jordan 15-23-1, 145.

RECEIVING: ECU - Fisher 12-144, Johnson 6-56, Gallimore 5-113, Van Buren 5-30.

NCSU - Davenport 6-118, Williams 4-30.

St. Jude Liberty Bowl

Illinois 30, East Carolina 0
December 31, 1994 • Memphis, Tenn.

Attendance: 33,280



Illinois	14	10	6	0	-	30
East Carolina	0	0	0	0	-	0

First Quarter

UI—Dilger 17 pass from Johnson (Richardson kick)

UI—Strong 73 pass from Johnson (Richardson kick)

Second Quarter

UI—FG Richardson 21

UI—Dulick 5 pass from Johnson (Richardson kick)

Third Quarter

UI—Douthard 9 pass from Johnson (kick failed)

Team Statistics	UI	ECU
First Downs	18	17
Rushing Yardage	134	92
Passing Yardage	255	179
TOTAL OFFENSE	389	271
Passes (Comp-Att-Int)	20-34-0	20-41-4
Return Yardage	42	23
Fumbles-Lost	0-0	1-1
Punts-Avg	6-39	5-41
Penalties-Yards	15-164	6-40

Individual Leaders

RUSHING: UI - Douthard 13-52, Holcombe 12-46. ECU - Smith 15-46, McPhail 4-38.

PASSING: UI - Johnson 18-30-0, 250. ECU - Crandell 20-41-4, 179.


RECEIVING: UI - Dilger 7-60, Strong 3-96, Dulick 3-30. ECU - Nichols 6-55, Richards 4-25, Williams 3-33.



St. Jude Liberty Bowl

East Carolina 19, Stanford 13
December 30, 1995 • Memphis, Tenn.

Attendance: 47,398



East Carolina	7	9	0	3	-	19
Stanford	0	7	6	0	-	13

First Quarter

ECU—Hart 39 interception return (Holcomb kick)

Second Quarter

ECU—FG Holcomb 46

ECU—FG Holcomb 26

STAN—Salina 1 run (Abrams kick)

ECU—FG Holcomb 41

Third Quarter

STAN—Ellis 2 blocked punt (kick failed)

Fourth Quarter

ECU—FG Holcomb 34

Team Statistics	STAN	ECU
First Downs	11	18
Rushing Yardage	72	129
Passing Yardage	139	218
TOTAL OFFENSE	211	347
Passes (Comp-Att-Int)	15-27-2	19-46-1
Return Yardage	48	57
Fumbles-Lost	2-2	0-0
Punts-Avg	7-37	6-29
Penalties-Yards	3-18	4-25

Individual Leaders

RUSHING: STAN - Bookman 13-52, Mitchell 8-30. ECU - McPhail 27-92, Crandell 7-(-6).

PASSING: STAN - Butterfield 15-27-2, 139. ECU - Crandell 19-46-1, 218.

RECEIVING: STAN - Manning 3-42, Harris 3-37. ECU - Richards 5-59, Galloway 4-70.

Mobile Alabama Bowl

TCU 28, East Carolina 14
December 22, 1999 • Mobile, Ala.

Attendance: 34,200



TCU	7	14	0	7	-	28
East Carolina	7	0	7	0	-	14

First Quarter

ECU—Powell 58 pass from Garrard (Miller kick)
TCU—Tomlinson 2 run (Kaylakie kick)

Second Quarter

TCU—Scarborough 21 pass from Printers (Kaylakie kick)
TCU—Tomlinson 3 run (Kaylakie kick)

Third Quarter

ECU—Wilson 13 run (Miller kick)

Fourth Quarter

TCU—Gary 32 interception return (Kaylakie kick)

Team Statistics	TCU	ECU
First Downs	16	12
Rushing Yardage	186	-16
Passing Yardage	174	239
TOTAL OFFENSE	360	223
Passes (Comp-Att-Int)	13-19-1	20-37-1
Return Yardage	81	0
Fumbles-Lost	1-1	0-0
Punts-Avg	6-32	7-38
Penalties-Yards	8-80	3-15

Individual Leaders

RUSHING: TCU - Tomlinson 36-124, Batteaux 6-37, Printers 7-27, Layne 1(-)-2. ECU - Henry 4-22, Wilson 9-16, Alston 1(-)-7, Stokes 2(-)-14, Garrard 10(-)-33.


PASSING: TCU - Printers 13-19-1, 174. ECU - Garrard 19-35-1, 191; Alston 1-2-0 48.

RECEIVING: TCU - Tomlinson 4-29, Scarborough 2-49, Maiden 2-41, Dunbar 2-16, Batteaux 1-17, James 1-13, Brown 1-9. ECU - Wilson 8-23, Chappell 5-116, Powell 2-67, Stokes 2-9, Floyd 1-11, Henry 1-9, Burns 1-4.

galleryfurniture.com Bowl

East Carolina 40, Texas Tech 27
December 27, 2000 • Houston, Texas

Attendance: 33,899



Texas Tech	0	7	7	13	-	27
East Carolina	20	14	6	0	-	40

First Quarter

ECU—Garrard 6 run (kick blocked), 11:31
ECU—Stokes 71 punt return (Miller kick), 7:51
ECU—Henry 1 run (Miller kick), 4:26

Second Quarter

ECU—Collier 44 pass from Garrard (Miller kick), 14:16
ECU—Henry 1 run (Miller kick), 4:27
TT—Dorris 7 pass from Kingsbury (Birkholz kick), 1:39

Third Quarter

TT—Jones 65 pass from Kingsbury (Birkholz kick), 13:11
ECU—FG Miller 36, 8:44
ECU—FG Miller 35, 3:52

Fourth Quarter

TT—Roberts 17 pass from Kingsbury (Birkholz kick), 14:41
TT—Dorris 3 pass from Kingsbury (pass failed), 6:44

Team Statistics	TT	ECU
First Downs	18	25
Rushing Yardage	62	252
Passing Yardage	307	229
TOTAL OFFENSE	369	481
Passes (Comp-Att-Int)	31-49-2	17-27-2
Return Yardage	41	82
Fumbles-Lost	1-0	4-3
Punts-Avg	6-41	3-34
Penalties-Yards	4-23	4-40

Individual Leaders

RUSHING: TT - R. Williams 9-55, S. Williams 2-18, Munlin 2-5, Kingsbury 10(-)-16. ECU - Henry 20-92, Burns 6-52, Stokes 2-33, Garrard 13-33, Gilliam 3-24, Brown 3-11, Helms 2-9, Harris 1-0, Team 2(-)-2.

PASSING: TT - Kingsbury 31-49-2, 307. ECU - Garrard 17-27-1, 229.

RECEIVING: TT - Dorris 7-53, Jones 6-147, Baker 4-52, S. Williams 4(-)-7, Welker 3-13, Roberts 2-23, Francis 2-13, R. Williams 2-5, Scovell 1-8. ECU - Stokes 5-46, Harris 3-76, Burns 2-18, Copper 2-12, Collier 1-44, Morris 1-13, Powell 1-11, Harris 1-6, Floyd 1-3.

GMAC Bowl

Marshall 64, East Carolina 61 (20T)
December 19, 2001 • Mobile, Ala.

Attendance: 40,139



Marshall	0	8	28	15	(7)	(6)	-	64
East Carolina	21	17	3	10	(7)	(3)	-	61

First Quarter

ECU—Hunt 12 interception return (Miller kick), 14:03

ECU—Steward 43 fumble return (Miller kick), 11:39

ECU—Garrard 9 run (Miller kick), 6:48

Second Quarter

ECU—FG Miller 25, 9:06

MU—Watts 35 pass from Leftwich (Buggs run), 6:35

ECU—Henry 7 run (Miller kick), 6:00

ECU—Garrard 6 run (Miller kick), 4:47

Third Quarter

MU—Street 25 interception return (Head kick), 14:37

MU—Leftwich 9 run (Head kick), 12:23

ECU—FG Miller 22, 8:34

MU—Tarpley 25 interception return (Head kick), 5:21

MU—Wallace 15 run (Head kick), 1:00

Fourth Quarter

ECU—FG Miller 32, 10:43

MU—Marriott 30 pass from Leftwich (pass failed), 6:15

ECU—Henry 55 run (Miller kick), 5:00

MU—FG Head 27

MU—Watts 11 pass from Leftwich (kick failed), 0:07

First Overtime

MU—Wallace 2 run (Head kick)

ECU—Henry 25 run (Miller kick)

Second Overtime

ECU—FG Miller 37

MU—Davis 8 pass from Leftwich

Team Statistics	MU	ECU
First Downs	36	23
Rushing Yardage	73	331
Passing Yardage	576	161
TOTAL OFFENSE	649	492
Passes (Comp-Att-Int)	41-70-2	11-23-2
Return Yardage	55	67
Fumbles-Lost	3-2	1-1
Punts-Avg	4-36	4-38
Penalties-Yards	7-59	5-32

Papajohns.com Bowl

South Florida 24, East Carolina 7
December 23, 2006 • Birmingham, Ala.

Attendance: 32,023



South Florida	14	10	0	0	-	24
East Carolina	7	0	0	0	-	7

First Quarter

USF—Benjamin Williams 16 run (Delbert Alvarado kick), 13:53

USF—Williams 1 run (Alvarado kick), 8:43

ECU—Bobby Good 48 pass from James Pinkney (Ben Hartman kick), 5:04

Second Quarter

USF—Amarri Jackson 37 pass from Matt Grothe (Alvarado kick), 12:51

USF—Alvarado 38 field goal, 6:31

Team Statistics	USF	ECU
First Downs	12	22
Rushing Yardage	156	54
Passing Yardage	130	263
TOTAL OFFENSE	286	317
Passes (Comp-Att-Int)	12-18-0	18-44-0
Return Yardage	66	113
Fumbles-Lost	1-1	3-2
Punts-Avg	6-36.8	6-42.0
Penalties-Yards	6-60	3-25

Individual Leaders

RUSHING: USF – Williams 17-67, 2 TD, Julmiste 12-53, Grothe 7-15. ECU – Lindsay 12-85, Good 1-11, Allison 1-(-5).

PASSING: USF – Grothe 10-6-0, 81, 1 TD; Julmiste 8-6-0, 49. ECU – Pinkney 25-8-0, 125, 1 TD; Kass 19-10-0, 138.

RECEIVING: USF – Randolph 2-27, Hill 2-22, Johnson 2-5, Jackson 1-37, 1 TD.

ECU – Good 5-116, 1 TD, Roach 3-45, Bryant 3-26, Allison 3-24, Fractious 1-26, Rogers 1-17.

ECU topped the Broncos on a late field goal to claim its first bowl victory since 2000.



Sheraton Hawai'i Bowl

East Carolina 41, Boise State 38

December 23, 2007 • Honolulu, Hawai'i

Attendance: 30,467



Boise State	7	7	10	14	-	38
East Carolina	10	21	7	3	-	41

First Quarter

ECU—Ben Hartman 36 field goal, 8:22

BSU—Austin Smith 89 kickoff return (Kyle Brotzman kick), 8:10

ECU—Chris Johnson 68 run (Hartman kick), 4:25

Second Quarter

ECU—Dominique Lindsay 3 run (Hartman kick), 12:31

ECU—Johnson 18 pass from Patrick Pinkney (Hartman kick), 8:51

BSU—Ryan Putnam 3 pass from Taylor Tharp (Brotzman kick), 4:18

ECU—Lindsay 3 run (Hartman kick), 0:33

Third Quarter

ECU—Brandon Simmons 3 run (Hartman kick), 9:02

BSU—Jeremy Avery 25 pass from Tharp (Brotzman kick), 8:10

BSU—Brotzman 31 field goal, 3:11

Fourth Quarter

BSU—D.J. Harper 1 run (Brotzman kick), 7:09

BSU—Marty Tadman 47 fumble return (Brotzman kick), 1:25

ECU—Hartman 34 field goal, 0:00

Team Statistics	BSU	ECU
First Downs	22	22
Rushing Attempts	24	50
Rushing Yards	98	322
Attempts-Completions-Int.	44-30-2	22-13-0
Passing Yards	270	154
TOTAL OFFENSE	368	476
Punts-Average	4-42.2	7-43.1
Fumbles-Lost	3-2	2-1
Penalties-Yards	4-50	7-50
Sacks By-Yards	0-0	1-7
3rd Down Conversions	6-12	6-15
4th Down Conversions	0-0	1-1
Time of Possession	26:16	33:44

Individual Leaders

RUSHING: BSU – J. Avery 10-69; I. Johnson 4-11; T. Young 1-8; T. Tharp 6-7; D.

Harper 3-3, 1 TD. **ECU** – C. Johnson 28-223, 1 TD; P. Pinkney 11-53; D. Harris 3-24; D. Lindsay 4-8, 2 TD; R. Kass 2-6.

PASSING: BSU – T. Tharp 44-30-2, 270, 2 TD. **ECU** – P. Pinkney 19-12-0, 118, 1 TD; R. Kass 3-1-0, 36.

RECEIVING: BSU – A. Pettis 9-89; T. Young 7-47; J. Hawkins 5-35; J. Avery 4-43, 1 TD; T. Bissell 2-23. **ECU** – J. Bryant 6-78; C. Johnson 3-32, 1 TD; D. Harris 1-22; J. Sonnhalter 1-16; S. Rogers 1-6; J. Crowell 1-0.

AutoZone Liberty Bowl

Kentucky 25, East Carolina 19
January 2, 2009 • Memphis, Tenn.

Attendance: 56,125



Kentucky	0	3	13	9	-	25
East Carolina	3	13	3	0	-	19

First Quarter

ECU—Ben Hartman 22 field goal, 5:24

Second Quarter

ECU—Brandon Simmons 28 run (Hartman kick), 14:14

UK—Lones Seiber 21 field goal, 8:59

ECU—Darryl Freeney 80 pass from Patrick Pinkney (kick blocked), 8:47

Third Quarter

UK—David Jones 99 kickoff return (kick blocked), 14:48

UK—Kyrrus Lanxter 19 pass from Mike Hartline (Seiber kick), 8:13

ECU—Hartman 43 field goal, 0:06

Fourth Quarter

UK—Seiber 34 field goal, 14:07

UK—Ventrell Jenkins 56 fumble return (kick blocked), 3:02

Team Statistics	UK	ECU
First Downs	16	17
Rushing Attempts	37	31
Rushing Yards	106	101
Attempts-Completions-Int.	31-19-1	36-18-0
Passing Yards	204	296
TOTAL OFFENSE	310	397
Punts-Average	6-41.8	8-47.8
Fumbles-Lost	1-0	2-1
Penalties-Yards	4-35	4-17
Sacks By-Yards	3-12	1-11
3rd Down Conversions	7-17	3-15
4th Down Conversions	1-1	0-1
Time of Possession	30:43	29:17

Individual Leaders

RUSHING: UK – T. Dixon 28-89; A. Smith 5-28; J. Conner 1-1; M. Hartline 3-(-12).

ECU – B. Simmons 10-44, 1 TD; N. Whitley 7-31; J. Rogers 3-23; M. Bowman 1-3; P. Pinkney 10-0.


PASSING: UK – M. Hartline 31-19-1, 204, 1 TD. ECU – P. Pinkney 36-18-0, 296, 1 TD.

RECEIVING: UK – K. Lanxter 5-46, 1 TD; G. McCaskill 3-64; T. Dixon 3-17; A. Smith 3-11; E. Adeyemi 2-31; M. Grinter 1-16; T. Drake 1-15; J. Conner 1-4. ECU – D. Drew 5-120; D. Freeney 5-112, 1 TD; B. Simmons 3-23; M. Bowman 2-20; J. Womack 1-15; K. Gidrey 1-4; J. Rogers 1-2.

AutoZone Liberty Bowl

Arkansas 20, East Carolina 17 (OT)
January 2, 2010 • Memphis, Tenn.

Attendance: 62,742



Arkansas	0	0	17	0	(3)	-	20
East Carolina	0	10	7	0	(0)	-	17

Second Quarter

ECU—Dominique Lindsay 3 run (Ben Hartman kick), 7:03

ECU—Hartman 33 field goal, 0:53

Third Quarter

UA—Alex Tejada 25 field goal, 10:41

UA—Tramain Thomas 37 interception return (Tejada kick), 9:04

ECU—Dwayne Harris 13 pass from Patrick Pinkney (Hartman kick), 5:52

UA—Jarius Wright 41 pass from Ryan Mallett (Tejada kick), 5:16

Overtime

UA—Tejada 37 field goal, 15:00

Team Statistics	UA	ECU
First Downs	10	24
Rushing Attempts	20	55
Rushing Yards	81	184
Attempts-Completions-Int.	36-15-0	33-17-2
Passing Yards	202	209
TOTAL OFFENSE	283	393
Punts-Average	7-35.9	6-39.8
Fumbles-Lost	3-1	2-1
Penalties-Yards	4-25	4-10
Sacks By-Yards	3-31	0-0
3rd Down Conversions	0-13	8-19
4th Down Conversions	1-3	0-0
Time of Possession	22:05	37:55

Individual Leaders

RUSHING: UA – B. Green 11-50; D. Johnson 4-21; R. Mallett 1-6; K. Davis 2-3; R. Wingo 2-1. ECU – D. Lindsay 33-151, 1 TD; G. Ruffin 13-44; J. Rogers 2-9; P. Pinkney 7-(-20).

PASSING: UA – R. Mallett 36-15-0, 202, 1 TD. ECU – P. Pinkney 33-17-2, 209, 1 TD.

RECEIVING: UA – J. Wright 4-90, 1 TD; G. Childs 3-32; L. Crawford 2-17; D. Johnson 2-8; B. Green 1-17; J. Adams 1-15; D. Williams 1-12; C. Hamilton 1-11. ECU – D. Freeney 6-94; D. Harris 4-64, 1 TD; A. Bodenheimer 2-15; M. Bowman 2-11; D. Lindsay 1-13; K. Gidrey 1-7; J. Bryant 1-5.

Military Bowl

Maryland 51, East Carolina 20
December 29, 2010 • Washington, D.C.

Attendance: 38,062



East Carolina	0	3	10	7	-	20
Maryland	6	10	21	14	-	51

First Quarter

UM—Kevin Dorsey 45 pass from Danny O'Brien (kick blocked), 10:35

Second Quarter

UM—Travis Baltz 23 field goal, 9:46

ECU—Mike Barbour 37 field goal, 6:08

UM—D.J. Adams 1 run (Baltz kick), 2:57

Third Quarter

UM—Adams 1 run (Baltz kick), 13:13

ECU—Lance Lewis 20 pass from Dominique Davis (Barbour kick), 9:51

UM—Adams 1 run (Baltz kick), 4:32

ECU—Barbour 31 field goal, 1:18

UM—Da'Rel Scott 61 run (Baltz kick), 1:00

Fourth Quarter

UM—Scott 91 run (Baltz kick), 11:20

UM—Adams 4 run (Baltz kick), 4:41

ECU—Justin Jones 14 pass from Brad Wornick (Barbour kick), 1:43

Team Statistics	ECU	UM
First Downs	19	18
Rushing Attempts	21	38
Rushing Yards	32	297
Attempts-Completions-Int.	62-39-2	22-13-2
Passing Yards	311	181
TOTAL OFFENSE	343	478
Punts-Average	4-35.2	3-36.7
Fumbles-Lost	2-2	1-0
Penalties-Yards	15-120	11-98
Sacks By-Yards	0-0	1-13
3rd Down Conversions	7-19	5-11
4th Down Conversions	1-3	1-1
Time of Possession	30:13	29:47

Individual Leaders

RUSHING: ECU—G. Ruffin 11-27; M. Dobson 1-4; M. Bowman 1-4; N. Whitley 1-4; J. Williams 1-1; D. Davis 5-(-1); D. Harris 1-(-7). UM—D. Scott 13-200, 2 TD; D. Meggett 7-62; D. Adams 13-35, 4 TD; T. Watson 2-2; R. Moore 2-1; T. Smith 1-(-3).


PASSING: ECU—D. Davis 57-35-2, 268, 1 TD; B. Wornick 5-4-0, 43, 1 TD. UM—D. O'Brien 22-13-2, 181, 1 TD.

RECEIVING: ECU—L. Lewis 11-137, 1 TD; D. Harris 8-68; A. Bodenheimer 5-43; J. Jones 4-60, 1 TD; J. Williams 4-(-8); G. Ruffin 3-4; M. Bowman 2-(-1). UM—D. Meggett 2-52; K. Dorsey 2-50, 1 TD; M. Furstenburg 2-40; K. Boykins 2-14; T. Smith 2-10; T. Logan 1-7; T. Watson 1-5.

R+L Carriers New Orleans Bowl

UL-Lafayette 43, East Carolina 34
December 22, 2012 • New Orleans, La.

Attendance: 48,828



East Carolina	0	21	10	3	-	34
UL-Lafayette	7	24	6	6	-	43

First Quarter

UL—Terrance Broadway 12 run (Brett Baer kick), 8:10

Second Quarter

UL—Harry Peoples 10 run (Baer kick), 14:17

ECU—Reggie Bullock 5 run (Warren Harvey kick), 12:48

UL—Alonzo Harris 6 run (Baer kick), 11:07

UL—Harris 68 run (Baer kick), 7:05

ECU—Justin Hardy 19 pass from Shane Carden (Harvey kick), 3:09

ECU—Danny Webster 16 pass from Carden (Harvey kick), 2:56

UL—Baer 50 field goal, 0:00

Third Quarter

ECU—Harvey 45 field goal, 9:46

ECU—Bullock 13 run (Harvey kick), 5:57

UL—Javone Lawson 14 pass from Broadway (kick blocked), 3:07

Fourth Quarter

ECU—Harvey 26 field goal, 13:36

UL—Baer 25 field goal, 3:11

UL—Baer 39 field goal, 0:10

Team Statistics	ECU	UL
First Downs	24	25
Rushing Attempts	30	42
Rushing Yards	143	267
Attempts-Completions-Int.	43-25-1	35-22-1
Passing Yards	278	324
TOTAL OFFENSE	421	591
Punts-Average	6-46.3	5-42.4
Fumbles-Lost	1-0	1-1
Penalties-Yards	0-0	4-50
Sacks By-Yards	1-5	1-3
3rd Down Conversions	6-16	8-15
4th Down Conversions	1-2	0-0
Time of Possession	27:17	32:43

Individual Leaders

RUSHING: ECU—R. Bullock 17-104, 2 TD; V. Cooper 9-19; J. Solomon 1-19; S. Carden 3-1. UL—A. Harris 21-120, 2 TD; T. Broadway 15-108, 1 TD; B. Gautier 1-6; H. Peoples 1-10, 1 TD; T. Pierce 2-10.

PASSING: ECU—S. Carden 42-25-1, 278, 2 TD; J. Hardy 1-0-0, 0. UL—T. Broadway 32-21-1, 316, 1 TD; B. Gautier 2-1-0, 8.

RECEIVING: ECU—A. Bodenheimer 5-65; J. Hardy 5-59, 1 TD; D. Webster 4-42, 1 TD; J. Solomon 3-56; D. Harris 2-14; V. Cooper 2-3; R. Wiggins 1-18. UL—J. Robinson 6-116; J. Lawson 4-71, 1 TD; H. Peoples 3-43; I. Thompson 3-27; B. Brown 2-30; E. Reed 1-16; D. Surgent 1-10.



Adonis Armstrong (3) and Vintavious Cooper (21) hoist the Beef 'O' Brady's Bowl trophy at Tropicana Field.

Beef 'O' Brady's Bowl

East Carolina 37, Ohio 20

December 23, 2013 • St. Petersburg, Fla.

Attendance: 20,053



Ohio	0	14	3	3	-	20
East Carolina	14	3	0	20	-	37

First Quarter

ECU—Cam Worthy 5 pass from Shane Carden (Warren Harvey kick), 10:45

ECU—Breon Allen 2 run (Harvey kick), 0:27

Second Quarter

OHIO—Daz' Patterson 17 pass from Tyler Tettleton (Josiah Yazdani kick) 14:39

OHIO—Donte Foster 80 pass from Derrius Vick (Yazdani kick), 9:54

ECU—Harvey 41 field goal, 1:01

Third Quarter

OHIO—Yazdani 29 field goal, 6:42

Fourth Quarter

OHIO—Yazdani 28 field goal, 13:34

ECU—Vintavious Cooper 31 run (Harvey kick), 9:45

ECU—Carden 14 pass from Worthy (Harvey kick), 7:29

ECU—Cooper 22 run (kick blocked), 1:55

Team Statistics	OHIO	ECU
First Downs	21	30
Rushing Attempts	37	41
Rushing Yards	107	281
Attempts-Completions-Int.	44-24-3	46-30-0
Passing Yards	328	287
TOTAL OFFENSE	435	568
Punts-Average	6-42.5	5-43.8
Fumbles-Lost	1-0	1-0
Penalties-Yards	5-60	9-75
Sacks By-Yards	2-16	3-17
3rd Down Conversions	8-22	7-16
4th Down Conversions	1-1	0-2
Time of Possession	26:36	33:24

Individual Leaders

RUSHING: OHIO—B. Blankenship 21-66; D. Patterson 10-28; T. Tettleton 4-14; D.

Vick 2-(-1). ECU—V. Cooper 25-198, 2 TD; B. Allen 6-43, 1 TD; S. Carden 10-40.

PASSING: OHIO—T. Tettleton 40-21-3, 228, 1 TD; D. Vick 3-3-0, 100, 1 TD; L. Smith 1-0-0, 0. ECU—S. Carden 45-29-0, 273, 1 TD; C. Worthy 1-1-0, 14, 1 TD.

RECEIVING: OHIO—D. Foster 6-160, 1 TD; D. Patterson 6-77, 1 TD; C. Cochran 5-33; L. Smith 2-37; J. Reid 2-5; T. Mangen 1-6; I. Dixon 1-6; T. Hill 1-4. ECU—J. Hardy 9-66; I. Jones 8-48; V. Cooper 3-22; C. Worthy 2-42, 1 TD; B. Williams 2-27; Z. Pasut 2-23; R. Wiggins 2-20; B. Allen 1-25; S. Carden 1-14, 1 TD.

SHANE CARDEN

Birmingham Bowl Individual Game Records

Most Pass Attempts:
66 vs. Florida

Most Pass Completions:
34 vs. Florida

Most Pass Yards:
427 vs. Florida

Most Total Offense Plays:
75 vs. Florida

Most Total Offense Yards:
413 vs. Florida



Birmingham Bowl

Florida 28, East Carolina 20

January 3, 2015 • Birmingham, Ala.

Attendance: 30,083



East Carolina	7	0	10	3	-	20
Florida	7	14	7	0	-	28

First Quarter

ECU—Justin Hardy 3 pass from Shane Carden (Warren Harvey kick), 7:06

UF—Brian Poole 29 interception return (Austin Hardin kick), 3:09

Second Quarter

UF—Adam Lane 2 run (Hardin kick), 14:56

UF—Brandon Powell 13 pass from Treon Harris (Hardin kick), 6:23

Third Quarter

ECU - Cam Worthy 4 pass from Carden (Harvey kick), 12:51

UF—Ahmad Fulwood 86 pass from Harris (Ardin kick), 11:20

ECU - Harvey 24 field goal, 6:10

Fourth Quarter

ECU—Harvey 24 field goal, 11:55

Team Statistics	ECU	UF
First Downs	32	15
Rushing Attempts	33	4
Rushing Yards	109	168
Attempts-Completions-Int.	68-34-2	28-13-1
Passing Yards	427	171
TOTAL OFFENSE	536	339
Punts-Average	6-44.5	8-42.9
Fumbles-Lost	2-1	2-2
Penalties-Yards	5-35	6-40
Sacks By-Yards	2-7	4-34
3rd Down Conversions	8-20	8-17
4th Down Conversions	0-2	0-0
Time of Possession	32:23	27:37

Individual Leaders

RUSHING: ECU—C. Hairston 17-73; A. Scott 5-44; K. Benkert 2-6; S. Carden 9-(-14).

UF—A. Lane 16-109, 1 TD; T. Harris 10-41; M. Brown 8-21; J. Driskel 3-7; K. Taylor 4-0.

PASSING: ECU—S. Carden 66-34-2, 427, 2 TD; J. Hardy 1-0-0, 0; I. Jones 1-0-0, 0.

UF—T. Harris 11-5-1, 123, 2 TD; J. Driskel 17-8-0, 48.

RECEIVING: ECU—J. Hardy 11-160, 1 TD; C. Worthy 8-130, 1 TD; I. Jones 6-64; J.

Williams 3-24; D. Grayson 2-36; Q. Johnson 1-5; B. Williams 1-5; S. Baggett 1-2; A. Scott 1-1. UF—D. Robinson 6-36; B. Powell 3-20, 1 TD, A. Fulwood 1-86, 1 TD; C. Burton 1-18; Q. Dunbar 1-6; C. Thompson 1-5.

ECU Bowl Records



Chris Johnson rushed for an East Carolina bowl-record 223 yards against No. 24 Boise State to help the Pirates to a thrilling 41-38 victory in the 2007 Sheraton Hawai'i Bowl at Aloha Stadium in Honolulu. Johnson, who was selected by the Tennessee Titans in the first round of the NFL Draft four months later, also established a new NCAA bowl standard with 408 all-purpose yards after racking up 153 kickoff return and 32 reception yards against the Broncos.

Total Offense

Most Plays	75.....	Shane Carden, 2015 Birmingham Bowl vs. Florida
Most Net Yards	413.....	Shane Carden, 2015 Birmingham Bowl vs. Florida

Rushing

Most Rushes	31.....	Dave Alexander, 1965 Tangerine Bowl vs. Maine
Most Net Yards	223.....	Chris Johnson, 2007 Sheraton Hawai'i Bowl vs. Boise State
Most TD Rushes	3.....	Leonard Henry, 2001 GMAC Bowl vs. Marshall

Passing

Most Attempts	66.....	Shane Carden, 2015 Birmingham Bowl vs. Florida
Most Completions	35.....	Dominique Davis, 2010 Military Bowl vs. Maryland
Most Net Yards	427.....	Shane Carden, 2015 Birmingham Bowl vs. Florida
Most TD Passes	4.....	Jeff Blake, 1992 Peach Bowl vs. NC State

Receiving

Most Receptions	12.....	Luke Fisher, 1992 Peach Bowl vs. NC State
Most Net Yards	160.....	Justin Hardy, 2015 Birmingham Bowl vs. Florida
Most TD Receptions	1.....	by 17 players

Punt Returns

Longest	71 (TD).....	Keith Stokes, 2000 galleryfurniture.com Bowl vs. Texas Tech
----------------	--------------	--

Kickoff Returns

Longest	47.....	Dion Johnson, 1992 Peach Bowl vs. NC State
----------------	---------	---

All-Purpose

Most Net Yards	408.....	Chris Johnson, 2007 Sheraton Hawai'i Bowl vs. Boise State
-----------------------	----------	--