

History



Pirate Baseball Over The Decades

ECU CHAMPIONSHIPS

NAIA

- 1961 - NAIA National Champions
- 1963 - NAIA National Third Place Finish

Southern Conference

- 1966 - Regular Season Champions
- 1967 - Regular Season Champions
- 1968 - Regular Season Champions
- 1970 - Regular Season Champions
- 1974 - Regular Season Champions
- 1977 - Regular Season Champions

ECAC

- 1982 - Tournament Champions
- 1984 - Regular Season Champions
Tournament Champions
- 1985 - Regular Season Champions

CAA

- 1986 - Regular Season Champions
- 1987 - Tournament Champions
- 1989 - Tournament Champions
- 1990 - Regular Season Champions
Tournament Champions
- 1991 - Tournament Champions
- 1993 - Tournament Champions
- 1999 - Tournament Champions
- 2000 - Tournament Champions
- 2001 - Regular Season Champions

C-USA

- 2002 - Tournament Champions
- 2004 - Regular Season Champions

NCAA Super Regional Appearances

- 2001 - Wilson Regional Champions
Kinston Super Regional Participant
- 2004 - Kinston Regional Champions
Columbia Super Regional Participant

NCAA Regional Appearances

- 1964, 1966, 1968, 1970, 1974, 1977, 1980,
1982, 1984, 1987, 1989, 1990, 1991, 1993,
1999, 2000, 2001, 2002, 2003, 2004, 2005

2005

- Pirates finished 35-26 locking up a seventh-consecutive trip to postseason play, earning a No. 3 seed in the 2005 Tempe Regional.
- Sophomore right-hander Ricky Brooks tossed the first nine-inning no-hitter in Conference USA history on April 24 in a 3-0 win over Memphis. With his performance, Brooks was named Louisville Slugger National Pitcher-of-the-Week, Pro-Line Cap National Pitcher-of-the-Week, and National Collegiate Baseball Writers Association Player-of-the-Week.

- Ricky Brooks, Jeff Ostrander, and Mike Flye were recipients of the C-USA Pitcher-of-the-Week award. Brooks was a two-time Pitcher-of-the-Week winner.
- The Pirates put two players on the first-team All-Conference USA list, including outfielder Brian Cavanaugh and pitcher Ricky Brooks, while third baseman Mark Minicozzi and pitcher T.J. Hose were named to the second-team. Hose along with infielders Dale Mollenhauer and Ryan Peisel were each named to the C-USA All-Freshman Team.
- Mike Grace earned All-Conference USA Tournament honors.
- Billy Richardson hit for the cycle against Navy (March 13) in a 14-0 ECU win. The first for an ECU player since John Williamson accomplished the feat May 28, 1999.
- Four Pirates were taken in the 2005 Major League Baseball Amateur Draft: Ricky Brooks (Chicago White Sox), Billy Richardson and Brian Cavanaugh (San Diego Padres) and Mark Minicozzi (San Francisco Giants).
- Ricky Brooks and Mark Minicozzi were named to the All-NCAA Region. For Minicozzi it was the second time he received this honor (2004).
- ECU finished tied for 12th on the NCAA's all-time winning programs list based on winning percentage.
- On March 4th, the Pirates opened Clark-LeClair Stadium when they hosted the Second Annual Keith LeClair Classic.
- Senior Brian Cavanaugh was awarded the No. 23 jersey in honor of former ECU Head Coach Keith LeClair.

2004

- ECU (51-13) finished with a school-best 51 wins and collected their first regular season Conference USA title with a 25-5 C-USA record.
- ECU set a conference record with 22 straight wins, which included six conference sweeps.
- In a 32-14 win over Cincinnati (4/17), ECU also set school and conference records for runs (32), RBI (32), hits (34) and at bats (58) in a single-game.
- ECU was ranked as high as No. 3 in the country and remained ranked in the top 10 of the four major collegiate baseball polls (NCBWA, CB, BA and *ESPN/Sports Weekly* Coaches) during the second half of the season.
- The Pirates put four players on the All C-USA first team, including Ryan Jones who was awarded 2004 Conference USA Player-of-the-Year as well being chosen a first-team All-America. Gregg Bunn, who was named 2004 Conference USA Pitcher-of-the-Year, earned second-team All-America honors.
- Seven Pirates were taken in the 2004 Major League Baseball Amateur Draft.

- The final game played in Harrington Field was May 4, 2004 against UNC Wilmington.
- Former Head Coach Randy Mazey was named ABCA East Region Coach-of-the-Year.
- ECU made its sixth consecutive trip to the NCAA tournament in 2004 advancing to the Columbia Super Regional falling to the University of South Carolina.

2003

- After finishing the season 34-27, ECU made their fifth consecutive trip to postseason play finishing with a 1-2 record at the NCAA Atlanta Regional.
- Darryl Lawhorn earned All C-USA honors for second consecutive season (second-team).
- Freshman Mark Minicozzi and Jake Smith were named to the 2003 Conference All-Freshman Team. Smith led all C-USA freshmen in home runs, while Minicozzi ranked second in home runs and RBI.
- ECU Pitchers set a school-record striking out 480 batters. Four Pitchers had 66 or more strikeouts and Glenn Tucker led the team with 86.
- Senior Jason Touangeau and sophomore Darryl Lawhorn were named to the 2003 C-USA All-Tournament team.
- Touangeau threw the first complete game, one-hit shutout in the history of the C-USA Tournament.
- Darryl Lawhorn belted his 30th career home run, a grand slam, against Louisville making him the ninth player in ECU history to achieve that mark.
- Former ECU Head Coach Keith LeClair's jersey (No. 23) was officially made an honorary number and would be given annually to the player who best displays the hustle, determination and desire that made LeClair a great coach and player. For the 2003 season the number was awarded to Ben Sanderson.

2002

- Pirates finished season with a 43-20-1 overall record, a No. 24 national ranking and secured its first ever C-USA Tournament title and its fourth consecutive NCAA postseason appearance.
- ECU started the season with a 10-0 record before falling to VCU 4-3 on March 5.
- Bryant Ward captured C-USA Hitter-of-the-Week honors after hitting .615 against Delaware.
- Ward and Jason Mandryk became the first ECU players to compete in four NCAA tournaments. Having been a part of 180 wins and only 65 losses they finished their four-year career as the winningest Pirates in the program's history.
- Freshman Darryl Lawhorn set rookie season records for games played (64), at-bats (250), hits (104), batting averages (.416), RBI (68), home runs (19), and total bases (179). His marks for

East Carolina Pirates

hits and total bases also set school records.

- Former Conference USA Commissioner Mike Slive announces that the annual C-USA Coach-of-the-Year award would be renamed in honor of ECU head coach Keith LeClair following his announcement that he was stepping down from his post because he was suffering from amyotrophic lateral sclerosis (ALS). The award was renamed to honor LeClair's "fight, courage and determination that Keith has shown while fighting this disease," stated Slive.
- Shortstop Luke Cherry and second baseman Jedd Sorenson turned an ECU school-record with 68 double plays.
- Junior Sam Narron won Pitcher-of-the-Week honors after shutting down UCF and Darryl Lawhorn gained Hitter-of-the-Week accolades after leading the Pirates to four victories including two against nationally ranked Houston.
- Narron was named 2002 C-USA Baseball Scholar Athlete-of-the-Year with a 3.75 GPA as biology major. He also earned PCS Phosphate Male Student Athlete-of-the-Year honors, which is presented to ECU's top student athlete and was named to the second-team Verizon Academic All-America squad.

2001

- Pirates (47-13) earned first ever NCAA national seed (No. 7), a top-10 national ranking, an NCAA regional title and a then school record, tying 47 victories before finishing just two games shy of making the school's first appearance in the College World Series
- The Senior Class of 2001 graduated as the winningest class of seniors in the history of Pirate baseball. Joseph Hastings, Cliff Godwin, Brad Simmons and John Williamson won 166 games during their four years. Transfer Kevin Grieve was also a part of this group who became the third class to participate in three consecutive NCAA tournaments. They won to CAA regular season and tournament championships and helped the Pirates to three NCAA No. 1 seeds in postseason play.
- The Pirates finished the season with a school-record 85 home runs. Five of the players finished with 10 or more runs for the first time in school history.
- Sam Narron became the fourth player in ECU history to win 12 games in a season, tying the single season mark for victories. He also led the team in strikeouts and innings pitched and was second in ERA.
- Hastings, Godwin, Bryant Ward and Lee Delfino all were named CAA Player-of-the-Week.
- John Williamson finished his career as the Pirates all-time leader in games played, total bases, at-bats, runs, doubles and walks. He ranked second on the schools career lists for hits, home runs and RBI. His 70 career doubles was also a CAA record and 22 doubles in 2001 is an

ECU record. Williamson is the only player in ECU history to finish his career with 200 runs, 100 walks, 200 RBI, 50 doubles and 40 home runs. He was also named a two-time All-CAA selection and Freshman All-American.

- The team finished 22nd nationally with .324 team batting average and 15th with a 3.62 team earned run average.

2000

- Pirates earned the top seed in the NCAA Regional and went 2-2 making it to the championship game for the second straight season. This marked the first time in school that ECU had earned back-to-back berths in the regional title game.
- Pirates won their second consecutive Colonial Athletic Association crown.
- Head Coach Keith LeClair recorded his 350th career win.
- ECU won 46 games for the second straight season with an overall record of 46-18.
- Cory Scott led the nation in saves (22) and earned multiple All-America honors. He was the first player in school history to be named to three All-America teams in a single season.
- Both right-handed pitchers Scott Greene and Dave Penny were named to the Collegiate Baseball Freshman All-America squad.
- James Molinari, Nick Schnabel, Cory Scott, Erik Bakich and Lee Delfino each earned All-CAA honors.
- Joseph Hastings led the team in batting average (.352), home runs (13), RBI (60) and slugging percentage (.605) while tying for the team led in runs (50). His 13 home runs tied for 10th in ECU single season history while also tying for fourth in the league during the season. He was also named the leagues CAA Player-of-the-Week in the final week of the regular season.

PIRATES IN THE 90'S

1999

- ECU posted a 46-16 overall record and became the first team in CAA history to earn a No. 1 seed at a NCAA Regional.
- ECU ranked No.5 in the NCAA rating percentage index (RPI).
- Brooks Jernigan finished his career as one of the top pitchers in Pirate history recording back-to-back 100 plus strikeout seasons. He fanned 112 and 105 batters in 1997 and 98' respectively, and finished second on the ECU career list with 296.
- Former Head Coach Keith LeClair reached a milestone as he grabbed his 300th career coaching victory in 1999 and was named CAA co-Coach-of-the-Year.
- Pirate pitching staff ranked 15th in the nation with 4.10 ERA.
- Pirates had two players named to All-America and Freshman All-America teams.

- Four players were named to All-Regional team.
- Pirates smash tourney records during the ECU-Old Dominion game. The team set or tied single-game records for at-bats, team hits and RBI, while every starter recorded at least two hits, two runs, and one RBI on the afternoon.
- During his first appearance of the year, Foye Minton pitched a no-hitter against instate rival N.C. State, the first in 10 years.
- Nick Schnabel set a new single-season record for assists (176).
- Steve Salargo became the Pirates' career leader in hits with 247.
- Freshman Chad Tracy finished the year with the highest freshman batting average (.349) in school history and added ECU freshman records for games played (62), at bats (238), hits (83) and doubles (17). Tracy also earned the CAA Rookie-of-the-Year honors.
- Freshman Lee Delfino set new marks for runs (61) and RBI (50), while ranking second in games played (59), at-bats (218), hits (69), triples (3) and home runs (12).

1998

- Set another school record by striking out 430 batters.
- Brooks Jernigan led the Pirates in strikeouts with 105 becoming the first player in ECU history to collect at least 100 strikeouts.
- Freshman John Williamson broke seven ECU freshman records; home runs (13), at bats (194), batting average (.340), hits (66), doubles (15), runs (50) and total bases (12).
- Williamson also broke into the ECU single-season top-10 with his totals in home runs, slugging percentage (.619) and times hit by pitch (8).
- Travis Thompson broke a school record with 5 saves.
- Randy Rigsby ended the year as ECU's career leader in games played (213), at-bats (800), hits (246), doubles (49), RBI (302), runs (173), stolen bases (71) and putouts (1,592).
- Jernigan and Williamson earned first-team All-CAA accolades while Steve Salargo was selected to the second-team.

1997

- Finished 5th in CAA standings.
- For the first time since 1993 the Pirates had three pitchers to win at least seven games. Leading the way was redshirt sophomore Brooks Jernigan who claimed eight victories, followed by junior Brain Fields (seven) and Conrad Clark, who finished with seven wins in 23 appearances.
- Outfielder Steve Salargo earned the first-team All-CAA selection after ranking fourth in the conference with .374 batting average.
- Pirates set Harrington Field records with Steve Salargo setting the only individual record by collecting three doubles against West Virginia (3/2) to break the previous record

East Carolina Pirates

- Randy Rigsby tied two records with five runs against George Mason and five hits against Campbell.
- Brooks Jernigan helped the Pirates as he pitched 112.2 innings—the third highest total in ECU history and seventh in CAA single-season history, led the CAA in strikeouts with 112 for the season.
- The trio of Rigsby, Antaine Jones, and Steve Salargo accounted for 43 percent (162-369) of the runs scored, 39 percent (131-338) of the RBI, 48 percent (49-103) of the doubles and 41 percent (29-71) of the home runs on the season.

1996

- The Pirates finished the season with a 22-24 overall record, 10-11 in the CAA.
- The Pirates collected a pair of wins over nationally ranked Tennessee (No. 4) and Kentucky (No. 25).
- Posted a 1-2 record in the CAA Tournament, which was held in Kinston, N.C.
- Senior Jason Head finished his career by setting two ECU records; career games played (207) and career doubles (49).
- Freshman Antaine Jones set three Pirate records with the Harrington Field individual game record for triples when he delivered two against UNCW; he also held the freshman record for doubles and triples in a season with 14 and four.
- Jones also had an 11 game hitting streak and a seven game hitting streak.
- Patrick Dunham and Bryan Smith pitched back-to-back shutouts on Saturday, March 23 against William & Mary in a double-header.
- Senior Lamont Edwards ended his collegiate career as one of the best to ever play at Harrington Field. He had a four and an eight-game hitting streak, led the Pirates in stolen bases (21), batting average (.369), RBIs (33), hits (59) and runs scores (36).
- Edwards and Patrick Dunham were named first-team All-CAA.
- Bryan Smith, Jeff Hewitt, Randy Rigsby, and Antaine Jones were named second-team All-CAA.

1995

- Pirate (29-26, 5-13) finished sixth in the CAA.
- For the first time in school history, ECU played an all-NCAA Division I schedule.
- ECU pitching staff broke the single-season school strikeout record with 383. ECU also broke the single-season school-record for doubles with 46 and triples 20 in a single-season.
- Patrick Dunham had a 19.1 inning scoreless streak during a stretch of six games, lowering his ERA from 3.00 to 0.99 and gave up just six hits.
- Jason Head drilled his second homer of the game in the bottom of the ninth inning to the lead ECU to a come-from-behind 7-6 victory over Campbell.

- Lamont Edwards became the first Pirate to hit a grand slam since Pat Watkins.
- Freshman Billy Benson belted is first two collegiate homers of his career in ECU's 12-4 victory over Towson State.

1994

- Pirates (36-18) finished fifth in CAA.
- ECU won their 1000th game in school history over Old Dominion.
- Jamie Borel earned first-team All-CAA honors while Johnny Beck, Rick Britton, Brain Yerys and Jason Head were all named to the second-team.
- Beck, Britton, Yerys and Borel were named to the ABCA All-East Region team.
- Mike Jacobs was the first of three Pirates taken in the MLB draft, going to the Boston Red Sox in the 14th round. Richie Blackwell was selected by the Pittsburgh Pirates (17th round) and Jamie Borel by the Detroit Tigers (29th round).
- Lyle Hartgrove signed as a free agent with the Boston Red Sox.
- Pitchers Richie Blackwell and Johnny Beck were nationally ranked in strikeouts per nine innings and victories.
- Borel broke the all-time ECU records for stolen bases in a year (43) and in a career (61). He also led the CAA in stolen bases and finished 12th in batting average.
- Johnny Beck set a school record for career strikeouts with (319), while leading the CAA in victories and finishing 10th in strikeouts.

1993

- ECU posted an overall record of 41-19, the second most wins in school history.
- The Pirates collected their fifth CAA Tournament title and finished third in the regular season.
- ECU appeared in their 14th NCAA Tournament when they advanced to the Atlanta Regional.
- All-American outfielder Pat Watkins became the third ECU player to be named CAA Player-of-the-Year and was also selected as the ECAC Player-of-the-Year.
- ECU's pitching staff recorded a 2.99 staff ERA, ranking it fifth in the nation among Division I teams.
- Pat Watkins batted .445 ranking ninth in the nation for batting average; he hit 19 home runs and stole 24 bases on his way to breaking several ECU single-season records including hits and runs in a season.
- Lee Kushner, Steven Pitt and Pat Watkins earned first-team All-CAA honors with Johnny Beck being selected to the second-team.
- Kushner excelled off the diamond and was named second-team Academic All-American.
- Former Head Coach Gary Overton collected his 300th coaching victory when the Pirates defeated William and Mary 19-2.
- Lyle Hartgrove was named CAA Tournament MVP.

1992

- Pirates (25-24) finished fifth in CAA.
- Outfielder David Leisten earned All-CAA honors, while leading the team in batting (.374) and hits (61).
- Lee Kushner led the team with 13 home runs, 42 RBI, and 48 Runs.
- Pat Watkins led the team with steals (16).
- Johnny Beck led with 7 wins.
- Tom Moye had the lowest ERA (3.11).

1991

- Overall record 30-24-1.
- Finished third in CAA regular season.
- Third basemen John Gast named to the All-CAA team and named CAA Co-Player-of-the-Year.
- Pitcher Johnny Beck named to the All-CAA team.

1990

- Finished the season with a 47-9 overall record and 15-2 in CAA play.
- Pirates claimed another CAA Tournament title going 4-0.
- Entered NCAA Atlantic Regional as the No. 3 seed in Miami, Fla.
- ECU finished the season with an .839 winning percentage, the highest in the nation.

PIRATES IN THE 80'S

1989

- Overall record 37-11 and 16-4 in the CAA.
- Won the CAA Tournament and advanced to the NCAA East Regional in Gainesville, Fla.

1988

- Overall record 33-14 and 8-6 in the CAA.
- Finished second in the CAA during the regular season.
- Kevin Riggs led the team with a .355 batting average.

1987

- Overall record 26-17 and 13-8 in the CAA
- Finished tied for fourth in CAA during the regular season.
- Claimed CAA Tournament title with a 5-1 record.
- Participated in the NCAA Atlantic Regional in Tallahassee, Fla.
- Steve Sides led the Pirates in batting with a .369 average.

1986

- Overall record of 40-10 and 13-5 in the CAA.
- Jim Peterson tosses a two-hitter, striking out 10 in 2-0 win vs. William and Mary.
- Finished tied for first in CAA during regular season.

1985

- Overall record 32-14 and 12-4 in the ECAC South.

East Carolina Pirates

- Placed third in the ECAC-South Conference Championship.
- Winfred Johnson set four school records with 73 hits, 75 RBIs, 22 homeruns and 150 total bases on his way to All-America honors.

1984

- ECU (34-13, 7-2) wins the ECAC-South Conference Championship.
- East Carolina earns a bid to NCAA South Regional (Tallahassee, Fla.) posting a 2-2 record and coming within two games of the College World Series.
- Pirates finished season ranked 20th nationally by *Collegiate Baseball*.

1982

- Pirates (34-14) finished third in the ECAC South Conference with a 6-3 record.
- ECU posts a 3-0 record during the ECAC South Tournament claiming the NCAA automatic bid the NCAA Tournament.
- ECU defeats UNC for its only win in the NCAA East Regional (Columbia, S.C.).

1980

- Pirates (28-7) close out the regular season with 11 consecutive wins.
- Advance to the NCAA Northeast Regional in Orono, Maine posting a 0-2 record under first-year head coach Hal Baird.

PIRATES IN THE 70'S

1979

- Pirates finish with a 25-19 overall record.
- Billy Best set a school record with 170 at-bats, 35 runs, 50 hits, 15 stolen bases and four triples.

1978

- ECU finishes season 27-18.
- Pete Paradossi set a single-season record for most at-bats (168).

1977

- ECU claimed the Southern Conference Championship with a 15-1 record.
- The Pirates advance to the NCAA Atlantic Regional (Columbia, S.C.).

1974

- Dave LaRussa, Bill Godwin, and Wayne Bland led the Pirates to a 12-2 Southern Conference record.
- Carl Summerall and Ron Staggs led the Pirates offensive attack batting .327 and .326 respectively.
- ECU won the Southern Conference Championship and advanced to the NCAA District 3 Playoffs.

1970

- Overall record 20-13 and 11-16 in the Southern Conference.
- Ron Hastings earned All-America honors after

leading the nation in ERA (0.56) and setting a Southern Conference record. Hastings was also honored as All-District 3 Pitcher-of-the-Year.

- Pirates finish season ranked 25th by *Collegiate Baseball*.

PIRATES IN THE 60'S

1969

- Overall record 15-14 under head coach Earl Smith.
- Ron "Goober" Hastings has the second-best ERA (1.22) in the Southern Conference, while Sonny Robinson ranked 10th in the conference with a 1.98 ERA.

1968

- Pirates post a 10-1 Southern Conference record, which led to a first-place regular season finish.
- ECU (21-11-1) finish the season ranked 19th in the nation by *Collegiate Baseball* after making an appearance in the NCAA District 3 Playoffs.

1967

- Under head coach Earl Smith, ECU finished 23-6 overall and 13-3 in the Southern Conference.
- ECU finished the season ranked 23rd in the nation by *Collegiate Baseball*.

1966

- ECU makes their second NCAA Tournament appearance after posting a 17-10 overall record and a 12-3 Southern Conference record, which included the regular season title.
- The Pirates finished the season ranked 28th in the nation by *Collegiate Baseball*.

1964

- ECU makes its first ever NCAA Tournament appearance after posting an 18-7 overall record.
- The Pirates went 1-2 in the NCAA District 3 Playoffs, recording its lone win against West Virginia, 6-5.

1963

- ECU (24-7-1) finishes third in the NAIA Tournament posting a 3-2 record in the National Playoffs.
- Buddy Bovender led the team in batting (.327), hits (35), runs (29) and stolen bases (13).
- Lacy West posted eight wins on the mound to lead ECU.

1961

- ECU (22-4) claims their first ever National Title (NAIA) after defeating Grambling State (9-4), Omaha University (11-3) and Sacramento State (13-7).
- The Pirates .846 winning percentage is the highest in school history.
- Larry Crayton led the team in wins (10) and strikeouts (119) during his junior campaign. He was also named the NAIA Tournament MVP.
- Cotton Clayton led the Pirates offensively with a .372 average, 32 hits, four home runs and 32 RBI.

MISCELLANEOUS PIRATE NOTES (SINCE 1999)

- From 1999-2005, ECU was one of 12 teams nationally who made seven straight NCAA Regional appearances. The others were Cal State Fullerton, Clemson, Florida State, LSU, Miami (Fla.), Notre Dame, Oral Roberts, Rice, Stanford, Texas and Tulane.
- Heading into the 2006 season, the Pirates were ranked 12th on the all-time winning percentage charts in college baseball with a .660 percentage.
- Since 2000, the Pirates have posted a 289-143-2 overall record, which ranks 20th best since 2000. Their .687 winning percentage is good enough for 15th place.
- Since 1999 ECU has had 24 players selected in the Major League Baseball Amateur Draft. Six of those 22 were selected in the first 10 rounds, with Ricky Brooks (2005) taken in the third round by the Chicago White Sox.
- ECU has received four NCAA Regional No. 1 seeds (1999, 2000, 2001 and 2004)
- Since joining C-USA (2002) ECU has had:
 - 23 Players have been selected to all-conference teams (eight to the first-team, seven to the second team and eight to the All-Freshman Team)
 - 17 Players have been named Player-of-the-Week
 - 8 Players have been named to All-Tournament Team
 - 1 Player-of-the-Year (Ryan Jones, 2004)
 - 1 Pitcher-of-the-Year (Greg Bunn, 2004)
 - 1 Freshman-of-the-Year (Darryl Lawhorn, 2002)
 - 1 Coach-of-the-Year (Randy Mazey, 2004)
 - 1 Conference USA Tournament Title (2002)
 - 1 Conference USA Regular Season Title (2004)
 - ECU has had 25 All-American selections since 1999
 - 28 players have been named to All-NCAA Regional teams
 - 16 players have been named to the ABCA All-East Regional Team
 - 3 players have been named NCBWA All-District IV teams
 - 2 players have been named NCBWA Player-of-the-Week
 - 1 player named NCBWA District IV Player-of-the-Year (Ryan Jones, 2004)
 - 2 players named Academic All-Americans
 - 6 players named Freshman All-Americans by publications
 - 1 National Freshman-of-the-Year (Darryl Lawhorn, 2002)
 - Has been ranked in the season ending polls 12 times with the highest ranking (8th *Baseball America*) coming in 2004
 - Jake Smith (2006) was named the nations top collegiate catcher and took home the Coleman Johnny Bench Award presented by the Greater Wichita Area Sports Commission.

Postseason History

NCAA TOURNAMENT

1964

NCAA District 3 Playoffs

L	8-0	North Carolina
W	6-5	West Virginia
L	13-2	North Carolina

1966

NCAA District 3 Playoffs

at Gastonia, N.C.

L	6-3	Florida State
L	7-3	North Carolina

1968

NCAA District 3 Playoffs

W	2-1	Florida State
L	7-5	N.C. State
L	3-2	Florida State

1970

NCAA District 3 Playoffs

at Gastonia, N.C.

L	2-0	Florida State
L	12-6	Mississippi State

1974

NCAA District 3 Playoffs

L	2-1	Vanderbilt
L	5-1	South Carolina

1977

NCAA Atlantic Regional

at Columbia, S.C.

L	6-3	Wake Forest
L	4-1	South Carolina

1980

NCAA Northeast Regional

at Orono, Maine

L	7-3	Harvard
L	2-1	Maine

1982

NCAA East Regional

at Columbia, S.C.

L	2-1	Old Dominion
W	1-0	North Carolina
L	4-1	West Virginia

1984

NCAA South Regional

at Tallahassee, Fla.

W	5-4	South Alabama
W	7-4	Florida State
L	6-4	Miami (Fla.)
L	18-2	South Alabama

1987

NCAA Atlantic Regional

at Tallahassee, Fla.

L	10-5	Florida State
L	17-9	Central Michigan

1989

NCAA East Regional

at Gainesville, Fla.

L	11-6	Florida
L	10-6	Villanova

1990

NCAA Atlantic Regional

at Miami, Fla.

W	4-2	South Florida
L	8-5	The Citadel
L	8-1	N.C. State

1991

NCAA Midwest Regional

at Wichita, Kan.

L	10-5	Wichita State
W	6-5	Rider
L	6-5	Ohio State

1993

NCAA Atlantic Regional

at Atlanta, Ga.

L	6-5	South Carolina
W	6-0	Liberty
L	6-2	Ohio State

1999

NCAA Regional

at Baton Rouge, La.
(ECU earns No. 1 seed)

W	13-2	Southern
W	11-10	Louisiana State
L	12-10	Louisiana State
L	9-0	Louisiana State

2000

NCAA Regional

at Lafayette, La.
(ECU earns No. 1 seed)

W	12-3	Marist
L	5-3	Louisiana-Lafayette
W	8-7	Marist (11)
L	8-5	Louisiana-Lafayette

2001

NCAA Regional

at Wilson, N.C.
(ECU earns No. 1 seed and No. 6 National Seed)

W	7-0	UMBC
W	12-8	South Florida
W	7-3	Winthrop

NCAA Super Regional

at Kinston, N.C.

L	13-10	Tennessee
L	6-3	Tennessee

2002

NCAA Regional

at Clemson, S.C.

W	13-7	Elon
L	4-2	Clemson
W	7-3	Georgia Southern
L	21-1	Clemson

2003

NCAA Regional

at Atlanta, Ga.

L	4-0	South Carolina
W	10-3	Georgia Tech
L	9-4	Stetson

2004

NCAA Regional

at Kinston, N.C.
(ECU earns No. 1 seed)

W	8-2	Stony Brook
W	11-4	UNC Wilmington
W	7-0	UNC Wilmington

NCAA Super Regional

at Columbia, S.C.

L	4-2	South Carolina
L	5-3	South Carolina

2005

NCAA Regional

At Tempe, Ariz.

L	9-6	Arizona State
L	5-3	UNLV

NAIA TOURNAMENT

1961

NAIA Championship

(ECU wins National Championship)

W	9-4	Grambling State
W	11-3	Omaha University
W	13-7	Sacramento State

1963

NAIA District 26 Playoffs

W	7-6	Pembroke State
W	6-3	Pembroke State
W	6-5	Pfeiffer
W	4-1	Pfeiffer

NAIA Area 7 Playoffs

W	1-0	Carson-Newman
W	3-0	Georgia Southern
L	11-4	Georgia Southern
W	3-2	Georgia Southern

NAIA National Playoffs

(ECU finishes third in the nation)

L	5-4	Grambling State
W	5-0	California Wesleyan
W	3-1	Mayville State
W	10-2	Winona State
L	7-5	Grambling State

PIRATES IN THE POLLS

Year	Overall Record	Final Rank	Poll
1964	18-7	23rd	Collegiate Baseball
1966	17-10	28th	Collegiate Baseball
1967	23-6	23rd	Collegiate Baseball
1968	21-11-1	19th	Collegiate Baseball
1970	20-13	25th	Collegiate Baseball
1974	17-13	25th	Collegiate Baseball
1984	34-13	20th	Collegiate Baseball
1999	46-16	18th	Collegiate Baseball
		19th	Baseball America
		23rd	Baseball Weekly/ESPN Coaches
2000	46-18	29th	Collegiate Baseball
2001	47-13	11th	Collegiate Baseball
		11th	Baseball America
		11th	Baseball Weekly/ESPN Coaches
2002	43-20-1	24th	Baseball Weekly/ESPN Coaches
2004	51-13	8th	Baseball America
		9th	USA Today/ESPN Coaches
		10th	NCBWA
		13th	Collegiate Baseball

Team Records

Games

1.	64	2004
	64	2002
	64	2000
4.	62	1999
	62	2003
6.	61	2005
7.	60	2001
	60	1993
9.	59	2006
	59	1998

Wins

1.	51	2004
2.	47	2001
	47	1990
4.	46	2000
	46	1999
6.	43	2002
7.	41	1993
8.	40	1986
9.	37	1989
10.	36	1994

Losses

1.	29	1998
2.	27	2003
	27	1997
4.	26	2006
5.	25	2005
	25	1995
7.	24	1996
	24	1992
	24	1991
10.	20	2002

Best Win Percentage

1.	.846	1961	22-4
2.	.842	1959	16-3
3.	.839	1992	47-9
4.	.828	1967	23-6
5.	.800	1986	40-10
	.800	1980	28-7
	.800	1955	20-5
8.	.797	2004	51-13
9.	.783	2001	47-13
	.783	1956	18-5

Win Streak

1.	19	2004
2.	15	1989
	15	1986
4.	14	1977
5.	13	2001
	13	1994



7.	11	2001
	11	1999
	11	1995
	11	1980

All-Bats

1.	2,277	2004
2.	2,190	2000
3.	2,179	2005
4.	2,164	1999
5.	2,161	2001
6.	2,156	2002
7.	2,150	2003
8.	2,078	2006
9.	2,034	1998
10.	1,885	1993

Hits

1.	725	2004
2.	704	1999
3.	700	2001
4.	666	2005
5.	653	2000
6.	633	2006
	633	2002
8.	609	1998

9.	578	2003
10.	574	1990

Runs

1.	516	1999
2.	513	2004
3.	473	2001
4.	453	1990
5.	430	2000
6.	427	2005
7.	405	1998
8.	381	2006
	381	2002
10.	371	1994

Doubles

1.	153	2004
2.	148	1999
3.	134	2001
4.	130	2000
5.	124	2005
6.	111	1998
7.	110	1994
8.	107	1990
9.	106	2006
	106	2003

Triples

1.	20	2005
	20	1995
3.	18	1992
	18	1990
5.	16	1991
6.	15	1996
	15	1993
	15	1986
9.	13	2006
	13	1997

Home Runs

1.	100	2004
2.	85	2001
3.	79	1999
	79	1998
5.	75	1990
6.	71	1996
7.	68	2000
8.	63	1993
9.	61	2005
	61	2003

Runs Batted In

1.	481	2004
2.	453	1999
3.	430	2001
4.	397	2000
5.	394	1990
6.	379	2005
7.	368	1998
8.	343	2002
9.	342	2006
10.	338	1997

Total Bases

1.	1,200	2004
2.	1,111	2001
	1,111	1999
4.	1,013	2005
5.	1,007	2000
6.	975	1998
7.	942	1990
8.	939	2006
9.	881	1997
10.	879	2003

TEAM HITTING RECORDS

Batting Average

1.	.325	1999
	.325	1990
3.	.324	2001
4.	.318	2004

East Carolina Pirates

5.	.317	1961
6.	.308	1987
7.	.307	1985
	.307	1980
9.	.306	2005
10.	.305	2006

Walks

1.	299	2000
2.	293	1999
3.	282	1990
4.	265	1988
5.	256	2004
6.	255	1987
7.	252	1993
8.	251	1995
9.	250	2001
10.	247	1985

Strikeouts

1.	414	1997
2.	408	2003
3.	407	2004
4.	388	1993
5.	384	1998
6.	375	2002
7.	348	2006
8.	344	1995
9.	343	1996
10.	340	2000

Stolen Bases

1.	116	1990
2.	94	2001
3.	93	1994
4.	91	2002
5.	90	1977
6.	87	1989
7.	85	2004
8.	84	1998
9.	82	1996
10.	81	1997

Slugging Percentage

1.	.534	1990
2.	.527	2004
3.	.514	2001
4.	.513	1999
5.	.483	1986
6.	.481	1985
7.	.479	1998
8.	.476	1997
9.	.468	1980
10.	.465	2005

Total Sacrifices

1.	87	1985
2.	76	2002

3.	69	2006
	69	1999
5.	67	1994
6.	65	2003
7.	61	2004
8.	58	1988
	58	1992
9.	57	1990

Hit By Pitch

1.	61	2004
2.	59	2002
	59	1999
4.	52	2003
5.	44	2005
	44	2001
	44	2000
8.	42	1998
9.	38	1993
10.	36	1997

PITCHING

Saves

1.	25	2000
2.	18	2002
3.	16	2004
4.	14	2001
	14	1999
6.	13	2003
	13	2003
8.	11	1991
9.	9	1990
10.	8	(three tied)

Complete Games

1.	26	1986
	26	1982
3.	22	1993
	22	1983
	22	1982
	22	1981
7.	21	1977
8.	20	1984
9.	19	1980
10.	17	1974

Earned Run Average

1.	1.83	1974
2.	1.93	1967
3.	1.95	1976
4.	2.00	1970
5.	2.14	1973
6.	2.36	1972
7.	2.47	1979
	2.47	1968
9.	2.48	1965
10.	2.68	1975

Innings Pitched

1.	568.2	2000
2.	566.1	2003
3.	566.0	2002
4.	564.0	2004
5.	542.1	1999
6.	537.1	2001
7.	535.1	2005
8.	526.2	2006
9.	502.1	1998
10.	497.1	1993

Strikeouts

1.	481	2004
2.	480	2003
3.	454	2002
4.	433	1999
5.	430	1998
6.	416	2001
7.	411	2000
8.	401	1994
9.	386	2006
10.	385	2005

Shutouts

1.	9	2004
	9	1966
3.	8	1993
	8	1990
	8	1982
	8	1967
7.	7	2003
	7	2002
	7	1989
	7	1977
	7	1969

Walks

1.	211	2005
2.	204	1995
3.	197	2003
	197	2002
	197	2000
	197	1999
7.	185	1997
8.	183	1987
9.	173	1991
10.	171	1989

Hit Batsmen

1.	65	2006
	65	2003
3.	60	2002
4.	59	2005
5.	51	2000
6.	50	2001
7.	48	1999
8.	47	2004

	47	1998
41.	41	1997

Wild Pitches

1.	55	1995
2.	49	1999
3.	46	1997
4.	44	2006
5.	38	2005
6.	36	2004
7.	35	2000
8.	34	1998
9.	33	2003
	33	2002
	33	1992

Balks

1.	8	2006
	8	1998
3.	7	2005
	7	2004
	7	2003
	7	2002
	7	2000
8.	6	1987
9.	5	1995
10.	4	2001

TEAM FIELDING RECORDS

Best Fielding Percentage

1.	.975	2004
2.	.972	2003
	.972	2005
4.	.969	2000
	.969	1990
6.	.966	2006
7.	.964	1995
	.964	1982
9.	.961	1999
10.	.959	2002

Double Plays

1.	68	2002
2.	62	2000
3.	61	2001
4.	60	2006
	60	2005
6.	59	2004
7.	57	2003
8.	56	1999
9.	46	1995
10.	45	1996

Individual Records

SEASON INDIVIDUAL HITTING

Games

1.	64	Erik Bakich	2000
	64	Lee Delfino	2000
	64	James Molinari	2000
	64	Chad Tracy	2000
	64	John Williamson	2000
	64	Luke Cherry	2002
	64	Darryl Lawhorn	2002
	64	Ryan Norwood	2004
	64	Jamie Paige	2004
	64	Billy Richardson	2004
	64	Mark Minicozzi	2004

All-Bat

1.	267	Jamie Paige	2004
2.	256	Trevor Lawhorn	2004
3.	253	James Molinari	2000
4.	250	Darryl Lawhorn	2002
5.	249	Ryan Norwood	2004
	249	Chad Tracy	2000
7.	248	Chad Tracy	2001
	248	John Williamson	2000
9.	245	Joseph Hastings	2001

Runs

1.	70	Steve Salargo	1999
2.	67	Jamie Paige	2004
3.	66	Ryan Jones	2004
4.	63	John Williamson	1999
	63	James Molinari	1999
	63	Jamie Borel	1994
	63	Pat Watkins	1993
8.	62	Ryan Norwood	2004
	62	Mark Minicozzi	2004
	62	Chad Tracy	2001

Hits

1.	104	Darryl Lawhorn	2002
2.	98	Pat Watkins	1993
3.	97	Jamie Paige	2004
	97	Steve Salargo	1999
5.	95	Ryan Norwood	2004
6.	89	John Williamson	1999
7.	88	Chad Tracy	2001
8.	86	Ryan Jones	2004
	86	John Adams	1990

Batting Average (minimum 70 AB)

1.	.463	Carlton Barnes	1962
2.	.452	Richard Narron	1967
3.	.447	Carlton Barnes	1965
4.	.445	Pat Watkins	1993
5.	.432	Winfred Johnson	1985
6.	.416	Darryl Lawhorn	2002
7.	.414	Dick Corrada	1976
8.	.413	John Adams	1990
9.	.405	Ben Sanderson	2002
	.405	Chris Bradberry	1985

Runs Batted In

1.	77	Steve Salargo	1999
2.	75	Winfred Johnson	1985
3.	72	Winfred Johnson	1986
4.	69	Ryan Jones	2004
5.	68	Darryl Lawhorn	2002
6.	66	Trevor Lawhorn	2004
7.	65	Jake Smith	2006
		John Williamson	1999
9.	63	Ryan Norwood	2004

Doubles

1.	34	Ryan Norwood	2004
2.	26	Ryan Jones	2004
3.	22	Bryant Ward	2001
	22	John Williamson	2001
5.	20	Winfred Johnson	1986
	20	Steve Salargo	1999
	20	Nick Schnabel	1999
	20	Bryant Ward	2000
	20	Lee Delfino	2000

Triples

1.	6	Dave Leisten	1992
	6	Butch Davis	1980
3.	5	Floyd Wicher	1961
4.	4	13 Players Tied	

Home Runs

1.	22	Winfred Johnson	1985
2.	21	Trevor Lawhorn	2004
3.	20	Tim Flaherty	1997
4.	19	Ryan Jones	2004
	19	Darryl Lawhorn	2002
	19	Pat Watkins	1993
	19	Winfred Johnson	1986
8.	18	Winfred Johnson	1984
9.	17	Tommy Eason	1990
10.	16	Steve Salargo	1999

Total Bases

1.	179	Darryl Lawhorn	2002
2.	177	Ryan Jones	2004
3.	173	Ryan Norwood	2004
4.	168	Pat Watkins	1993
5.	167	Steve Salargo	1999
6.	156	Trevor Lawhorn	2004
7.	155	John Williamson	1999
8.	150	Winfred Johnson	1985

Walks

1.	52	Eddie Gates	1978
	52	James Molinari	2000
3.	45	James Molinari	1999
4.	44	John Williamson	2001
5.	43	Ryan Jones	2004
	43	Mark Shank	1985
7.	42	Drew Costanzo	2005
	42	Winfred Johnson	1986
	42	Mark Shank	1986
10.	41	Adam Witter	2006

Hit By Pitch

1.	11	Jedd Sorenson	2002
2.	9	Ryan Norwood	2004
	9	Nick Schnabel	1999
	9	John Williamson	1999
	9	Chris Schaffer	1998
	9	Dave Winchester	1968

Strikeouts

1.	67	Ryan Massimo	1997
2.	60	Tim Flaherty	1996
3.	56	Billy Richardson	2004
	56	Tim Flaherty	1997
	56	Jason Head	1996
6.	55	Trevor Lawhorn	2004
	55	Erik Bakich	2000
8.	52	Steven Pitt	1993
9.	51	Corey Short	1991

Stolen Bases

1.	43	Jamie Borel	1994
2.	30	John Gast	1990
3.	29	Pat Watkins	1993
4.	26	Antaine Jones	1997
	26	Jamie Borel	1993
	26	James Molinari	1999
7.	24	John Thomas	1989

CAREER INDIVIDUAL HITTING

Games

1.	238	John Williamson	1998-01
2.	223	Steve Salargo	1996-99
3.	212	Ryan Jones	2002-04
4.	207	Jason Head	1993-96
5.	194	Bryant Ward	1999-02
6.	193	Jamie Paige	2001-04
7.	192	Jake Smith	2003-06
8.	187	Calvin Brown	1987-90
9.	186	Chad Tracy	1998-01
	186	Jay McGraw	1985-88

All-Bats

1.	901	John Williamson	1998-01
2.	862	Steve Salargo	1996-99
3.	800	Randy Rigsby	1995-98
4.	735	Chad Tracy	1998-01
	735	Ryan Jones	2001-04
6.	720	Jason Head	1993-96
7.	687	Bryant Ward	1999-02
8.	681	Calvin Brown	1987-90

Runs

1.	213	John Williamson	1998-01
2.	198	Steve Salargo	1996-99
3.	173	Randy Rigsby	1995-98
4.	167	Ryan Jones	2001-04
5.	166	John Adams	1987-90
6.	156	Lee Delfino	1999-01
7.	153	Jay McGraw	1985-88
8.	149	Chad Tracy	1999-01

Hits

1.	301	Steve Salargo	1996-99
2.	300	John Williamson	1996-01
3.	249	Chad Tracy	1999-01
4.	246	Randy Rigsby	1995-98
5.	240	Darryl Lawhorn	2002-04
6.	234	Winfred Johnson	1983-86
7.	224	Lee Delfino	1999-01
	224	Ryan Jones	2001-04

Batting Average (minimum 300 AB)

1.	.369	Winfred Johnson	1983-86
2.	.364	Chris Bradberry	1984-86
3.	.358	Lee Kushner	1992-93
	.358	John Adams	1987-90
5.	.353	Darryl Lawhorn	2002-04
6.	.352	Pat Watkins	1991-93
7.	.349	Steve Salargo	1996-99
	.349	Jamie Borel	1993-94
9.	.339	Chad Tracy	1999-01
10.	.338	Ryan Norwood	2002-04

Runs Batted In

1.	221	Winfred Johnson	1983-86
2.	206	John Williamson	1998-01
3.	189	Steve Salargo	1996-99
4.	172	Calvin Brown	1987-90
5.	162	Darryl Lawhorn	2002-04
6.	157	Jay McGraw	1985-88
7.	155	Tommy Eason	1989-91
8.	154	Chad Tracy	1999-01
9.	150	Lee Delfino	1999-01
10.	149	Ryan Jones	2001-04

Doubles

1.	72	John Williamson	1998-01
2.	54	Steve Salargo	1996-99
3.	50	Bryant Ward	1999-02
4.	49	Randy Rigsby	1995-98
	49	Jason Head	1993-96
6.	48	Chad Tracy	1999-01
7.	47	Winfred Johnson	1983-86
8.	46	Ryan Jones	2001-04

Triples

1.	10	Butch Davis	1978-80
	10	Billy Best	1977-80
3.	9	Steve Salargo	1996-99
	9	Lamont Edwards	1993-96
5.	8	Antaine Jones	1996-98
	8	Greg Hardison	1984-86
	8	Todd Evans	1981-84

Home Runs

1.	70	Winfred Johnson	1983-86
2.	47	John Williamson	1998-01
3.	43	Darryl Lawhorn	2002-04
4.	40	Jake Smith	2003-06
5.	39	Tommy Eason	1989-91
	39	Ryan Jones	2001-04
7.	37	Calvin Brown	1987-90

East Carolina Pirates

8.	35	Lee Delfino	1999-01
	35	Steve Salargo	1996-99
10.	33	Darryl Lawhorn	2002-04

Total Bases

1.	509	John Williamson	1998-01
2.	493	Winfred Johnson	1983-86
3.	478	Steve Salargo	1996-99
4.	417	Darryl Lawhorn	2002-04
5.	382	Lee Delfino	1999-01
6.	377	Randy Rigsby	1995-98
7.	374	Ryan Jones	2001-04
8.	373	Chad Tracy	1999-01
9.	354	Tommy Eason	1989-91

Walks

1.	128	John Williamson	1998-01
2.	115	Dave Ritchie	1987-89
3.	113	Jason Head	1993-96
4.	112	Jay McGraw	1985-88
5.	108	Winfred Johnson	1983-86
	108	Ryan Jones	2001-04

Strikeouts

1.	182	Jason Head	1993-96
2.	147	John Williamson	1998-01
3.	140	Tim Flaherty	1995-97
4.	134	Mark Minicozzi	2003-05
5.	129	Randy Rigsby	1995-98
6.	128	Jay McGraw	1985-88
7.	116	Ryan Massimo	1997-98
8.	111	Heath Clark	1991-94
9.	106	Darryl Lawhorn	2002-04

Stolen Bases

1.	71	Randy Rigsby	1995-98
2.	69	Jamie Borel	1993-94
3.	60	John Gast	1989-91
4.	55	Antaine Jones	1996-98
5.	53	Billy Best	1977-80
6.	51	Steve Salargo	1996-99
7.	49	John Thomas	1987-89
	49	David Ritchie	1986-89
9.	48	Pat Watkins	1991-93

Sacrifices

1.	32	Kelly Robiette	1980-83
2.	27	Nick Schnabel	1999-00
3.	26	Bryant Ward	1999-02
	26	Robert Wells	1980-83
5.	25	Mike Sorell	1979-82
6.	24	Greg Hardison	1984-86
7.	23	Ryan Jones	2001-04
8.	22	Billy Richardson	2004-05
	22	Tommy Eason	1989-91
	22	John Adams	1987-90
	22	John Hallow	1980-83

Hit By Pitch

1.	27	John Williamson	1998-01
2.	22	Ryan Jones	2001-04
3.	21	Lee Delfino	1999-01
4.	20	John Gast	1989-91
5.	19	Jake Smith	2003-06
	19	Ryan Norwood	2002-04

7.	17	Chad Tracy	1999-01
8.	16	Nick Schabel	1999-01
	16	Heath Clark	1991-94
10.	15	Bryant Ward	1999-02
	15	Cliff Goodwin	1998-01

SEASON INDIVIDUAL PITCHING

Appearances

1.	34	Neal Sears	2002
2.	32	Cory Scott	2000
3.	27	Glenn Tucker	2001
4.	26	Glenn Tucker	2003
5.	25	Kevyn Fulcher	1999
6.	24	Jason Neitz	2006
	24	Neal Sears	2001
	24	Brian Fields	1998
	24	Gary Smith	1987
10.	23	Will Brinson	2001
	23	Davey Penny	2000
	23	Conrad Clark	1997

ERA

(minimum 30 IP)

1.	0.56	Ron Hastings	1970
2.	0.86	Marshall Dellinger	1967
3.	0.91	Dennis Burke	1968
	0.91	Larry Crayton	1961
5.	0.93	Tommy Toms	1973
6.	1.19	Dave LaRussa	1974
7.	1.21	Pete Conaty	1976
8.	1.22	Ron Hastings	1969
9.	1.24	Jerry Rawls	1965
10.	1.42	Tommy Toms	1972

Wins

1.	12	Sam Narron	2001
	12	Johnny Beck	1994
	12	Johnathan Jenkins	1989
	12	Jim Peterson	1986
5.	11	Lyle Hartgrove	1993
	11	Tim Langdon	1993
	11	Johnathan Jenkins	1990
	11	Winfred Johnson	1986

Innings Pitched

1.	120.2	Jim Peterson	1986
2.	112.2	Brook Jernigan	1997
3.	112.0	Bill Wilders	1981
4.	111.2	Mike Sanburn	1993
	111.2	Winfred Johnson	1984
6.	110.1	Johnny Beck	1993
7.	108.0	Lyle Hartgrove	1993
8.	106.2	Greg Bunn	2004
9.	105.0	Brooks Jernigan	1999
10.	104.2	Foye Minton	1999

Winning Percentage

(minimum 8 decisions)

1.	1.000	Brody Taylor	(8-0) 2004
2.	.923	Sam Narron	(12-1) 2001
	.923	Johnny Beck	(12-1) 1994
4.	.909	Greg Bunn	(10-1) 2004
	.909	Larry Crayton	(10-1) 1961

6.	.900	Jake Jacobs	(9-1) 1989
	.900	Mickey Britt	(9-1) 1977
7.	.889	John White	(8-1) 1989
	.889C.	Van Deventer	(8-1) 1986
9.	.875	S. Matthews	(7-1) 2004
	.875	J. Schumacher	(7-1) 2000
	.875	W. Johnson	(7-1) 1983

Saves

1.	22	Cory Scott	2000
2.	10	Kevyn Fulcher	1999
3.	9	Greg Bunn	2003
4.	8	Will Brinson	2001
5.	7	Greg Bunn	2002
6.	6	Neal Sears	2002
7.	5	Mike Flye	2004
	5	Travis Thompson	1998

Games Started

1.	17	Greg Bunn	2004
2.	16	Dustin Sasser	2006
	16	Will Brinson	2003
	16	Davey Penny	2002
	16	Tim Langdon	1990
	16	Jim Peterson	1986
	16	Brooks Jernigan	1999
8.	15	Brody Taylor	2004
	15	Jason Mandryk	2002
	15	Sam Narron	2001
	15	Foye Minton	1999
	15	Mike Sanburn	1993
	15	Johnny Beck	1993
	15	Lyle Hartgrove	1993
	15	Mickey Britt	1979

Relief Appearances

1.	34	Neal Sears	2002
2.	32	Cory Scott	2000
3.	27	Glenn Tucker	2001
4.	25	Glenn Tucker	2003
	25	Kevyn Fulcher	1999
6.	24	Jason Neitz	2006
	24	Glenn Tucker	2002
8.	23	Kevin Rhodes	2006
	23	Will Brinson	2001
	23	Davey Penny	2000

Complete Games

1.	12	Jim Peterson	1986
2.	10	Jake Jacobs	1989
	10	Bill Wilder	1981
	10	Bill Wilder	1980
5.	9	Winfred Johnson	1984
	9	Vince Colbert	1968
7.	8	Mickey Britt	1977
	8	Hal Baird	1971
	8	Ron Hastings	1970

Shutouts

1.	5	Tom Pruitt	1955
2.	4	Bob Patterson	1982
	4	Bill Wilder	1981
	4	Ron Hastings	1969
	4	Jimmy Raynor	1967
	4	Jimmy Raynor	1964

7.	3	Mike Sanburn	1993
	3	Tommy Toms	1972
	3	Bill Godwin	1972
	3	Ron Hastings	1970
	3	Dennis Burke	1966

Strikeouts

1.	119	Larry Crayton	1961
2.	118	Bill Wilder	1981
3.	117	Greg Bunn	2004
4.	112	Brooks Jernigan	1997
5.	105	Brooks Jernigan	1998
	105	Hal Baird	1971
	105	Larry Crayton	1959
8.	97	Patrick Dunham	1996
9.	93	Davey Penny	2002
10.	92	Jimmy Raynor	1966

Walks

1.	56	Gary Smith	1987
2.	54	Patrick Dunham	1996
3.	50	Brooks Jernigan	1999
4.	47	Parker Davis	1979
5.	44	Brooks Jernigan	1997
6.	42	Bob Davidson	1983
7.	41	Patrick Dunham	1995
	41	Johnny Beck	1992

Losses

1.	8	Brooks Jernigan	1997
2.	7	Dustin Sasser	2006
	7	Brian Fields	1998
	7	Chad Newton	1996
	7	Bryan Smith	1996
	7	Johnny Beck	1992
	7	Mickey Britt	1979
	7	Hal Baird	1971
9.	6	Travis Thompson	1998
	6	Gary Smith	1987
	6	Bill Wilder	1981

Hits

1.	116	Winfred Johnson	1984
2.	114	Johnny Beck	1993
3.	113	Lyle Hartgrove	1993
4.	112	Will Brinson	2003
	112	Brooks Jernigan	1997
6.	108	Gary Smith	1987
7.	105	Jim Peterson	1986
8.	104	Brian Fields	1997
9.	103	Winfred Johnson	1986
10.	100	Brooks Jernigan	1998

Runs

1.	67	Jim Peterson	1986
2.	66	Foye Minton	1999
3.	64	Gary Smith	1987
4.	62	Chad Newton	1996
5.	61	Bryan Smith	1996
6.	58	Mike Sanburn	1994
7.	57	Mike Flye	2005
8.	52	Davey Penny	2002
	52	Jeremy Schumacher	2000
	52	Jason Mills	1995
	52	Mike Christopher	1985

East Carolina Pirates

Earned Runs

1.	62	Brian Fields	1997
2.	53	Foye Minton	1999
3.	52	Jim Peterson	1986
4.	51	Brooks Jernigan	1997
5.	50	Gary Smith	1987
6.	48	Mike Flye	2005
	48	Foye Minton	2000
8.	47	Brooks Jernigan	1999
	47	Bryan Smith	1996
	47	Chad Newton	1996

Fewest Hits Allowed (minimum 30 IP)

1.	17	32.1	Dave LaRussa	1973
2.	19	34.2	Bill Wilder	1979
3.	22	38.0	Russ Smith	1973
4.	24	35.0	Charlie Smith	1982
	24	33.0	Mike Flye	2004
6.	25	34.1	Bob Feeney	1975
7.	27	38.2	Jason Mills	1994
	27	38.1	Pete Hunter	1964
	27	35.2	John White	1988
	27	34.2	Johnathan Jones	1988
	27	31.0	Ron Hastings	1968

Fewest Runs Allowed (minimum 30 IP)

1.	7	42.0	M. Dellinger	1967
	7	41.1	Cory Scott	2000
	7	32.1	Dave LaRussa	1973
4.	9	38.1	Pete Hunter	1964
5.	10	81.0	Ron Hastings	1970
10	36.1	Willie Robinson	1969	
7.	11	77.0	Tommy Toms	1973
	11	33.1	Keith Kurdewan	1976
9.	12	66.1	Ron Hastings	1969
12	55.1	Dennis Burke	1966	
12	35.0	Charlie Smith	1982	
12	34.2	Will Brinson	2001	
12	34.1	Bob Feeney	1975	
12	30.0	Matt Bishop	2004	

Fewest Earned Runs Allowed (minimum 30 IP)

1.	4	42.0	M. Dellinger	1967
2.	5	81.0	Ron Hastings	1970
	5	37.0	Pete Conaty	1976
4.	6	33.1	Keith Kurdewan	1976
5.	7	69.1	Dennis Burke	1968
	7	41.1	Cory Scott	2000
	7	32.1	Dave LaRussa	1973
8.	8	38.2	Jason Mills	1994
8	32.1	Dave LaRussa	1973	
9.	9		Seven Players Tied	

CAREER INDIVIDUAL PITCHING

Appearances

1.	95	Neal Sears	2000-03
2.	87	Glenn Tucker	2000-03
3.	80	Lyle Hartgrove	1991-94
4.	77	Will Brinson	2000-03
5.	73	Johnny Beck	1991-94

6.	66	Kevin Rhodes	2003-06
	66	Gary Smith	1987-88
8.	65	Keyvn Fulcher	1996-99
9.	63	Jim Peterson	1983-86
10.	59	Foye Minton	1998-01
	59	Billy Layton	1992-95

ERA (minimum 100 IP)

1.	1.33	Dennis Burke	1966-68
2.	1.70	Ron Hastings	1968-71
3.	1.98	Dean Reavis	1975-76
4.	2.26	Bob Patterson	1979-82
5.	2.42	Bill Wilder	1979-82
6.	2.63	Bill Godwin	1971-74
7.	2.73	Jonathan Jenkins	1988-90
8.	2.85	Mickey Britt	1977-80
9.	2.93	Bob Davidson	1982-84

Innings Pitched

1.	383.1	Johnny Beck	1991-94
2.	355.1	Winfred Johnson	1983-86
3.	326.1	Bill Wilder	1979-82
4.	323.2	Jim Peterson	1983-86
5.	322.0	Foye Minton	1998-01
6.	319.2	Mickey Britt	1977-79
7.	314.0	Brooks Jernigan	1997-99
8.	296.0	Gary Smith	1987-88
9.	282.1	Lyle Hartgrove	1991-94
10.	278.2	Sam Narron	2000-02

Wins

1.	35	Winfred Johnson	1983-86
2.	32	Johnny Beck	1991-94
3.	29	Jim Peterson	1983-86
4.	28	Jonathan Jenkins	1987-90
	28	Mickey Britt	1977-79
6.	27	Foye Minton	1998-01
7.	26	Sam Narron	2000-02
	26	Jake Jacobs	1986-89
	26	Larry Crayton	1959-61
10.	25	Bob Patterson	1978-82
	25	Bill Wilder	1979-82

Saves

1.	23	Cory Scott	1999-00
2.	16	Greg Bunn	2002-04
3.	12	Keyvn Fulcher	1996-99
4.	11	Will Brinson	2000-03
5.	10	Neal Sears	2000-03
6.	7	Lyle Hartgrove	1991-94
7.	6	Mike Flye	2004-06
	6	Gary Smith	1987-88
9.	5	Glenn Tucker	2000-03
	5	Travis Thompson	1996-99
	5	Brien Berckman	1987-90

Games Started

1.	54	Johnny Beck	1991-94
2.	48	Foye Minton	1998-01
3.	47	Mickey Britt	1977-79
4.	46	Jim Peterson	1983-86
5.	46	Winfred Johnson	1983-86
6.	43	Brooks Jernigan	1997-99
7.	41	Sam Narron	2000-02

8.	40	Jason Mandryk	1999-02
9.	36	Bill Wilder	1979-82
10.	35	Gary Smith	1987-88

Relief Appearances

1.	86	Glenn Tucker	2000-03
2.	83	Neal Sears	2000-03
3.	49	Will Brinson	2000-03
4.	62	Keyvn Fulcher	1996-99
5.	61	Kevin Rhodes	2003-06
6.	48	Kieran Mattison	2000-02
	48	Lyle Hartgrove	1991-94
8.	47	Billy Layton	1992-95
9.	45	Greg Bunn	2002-04
	45	Cory Scott	1999-00

Complete Games

1.	26	Bill Wilder	1979-82
2.	24	Winfred Johnson	1983-86
3.	23	Mickey Britt	1977-79
4.	20	Jim Peterson	1983-86
5.	18	Ron Hastings	1968-71
6.	16	Johnny Beck	1991-94
	16	Bill Godwin	1971-74
	16	Dennis Burke	1966-68
9.	15	Jake Jacobs	1986-89
10.	14	Lyle Hartgrove	1991-94
	14	Bob Patterson	1978-82

Shutouts

1.	9	Ron Hastings	1968-71
	9	Jimmy Raynor	1963-66
2.	8	Bill Wilder	1979-82
3.	7	Bob Patterson	1978-82
4.	6	Jake Jacobs	1986-89
	6	Dennis Burke	1966-68
6.	5	Tom Pruitt	1953-55
7.	4	Mike Sanburn	1993-94
8.	3	Patrick Dunham	1995-96
	3	Ritchie Blackwell	1993-94
	3	Jonathan Jenkins	1987-90
	3	C. Van Deventer	1984-87
	3	Jim Peterson	1984-85

Strikeouts

1.	330	Larry Crayton	1959-61
2.	319	Johnny Beck	1991-94
3.	296	Brooks Jernigan	1997-99
4.	272	Bill Wilder	1979-82
5.	256	Bob Patterson	1978-82
6.	249	Davey Penny	2000-03
7.	245	Foye Minton	1998-01
8.	214	Jake Jacobs	1986-89
9.	208	Greg Bunn	2002-04
10.	197	Will Brinson	2000-03

Walks

1.	150	Johnny Beck	1991-94
2.	120	Brooks Jernigan	1997-99
	120	Bill Wilder	1979-82
4.	114	Jim Peterson	1984-85
5.	113	Jake Jacobs	1986-89
6.	107	Mickey Britt	1977-79
7.	97	Winfred Johnson	1983-86
8.	95	Patrick Dunham	1995-96

	95	Rick Ramey	1978-81
10.	91	Jason Mandryk	1999-02
	91	Bob Davidson	1982-84

Losses

1.	16	Johnny Beck	1991-94
2.	15	Brooks Jernigan	1997-99
3.	14	Lyle Hartgrove	1991-94
	14	Gary Smith	1987-88
	14	Bill Wilder	1979-82
6.	13	Winfred Johnson	1983-86
7.	12	Foye Minton	1998-01
	12	Jim Peterson	1983-86
	12	Ron Hastings	1968-71
10.	11	Brian Fields	1997-98
	11	Bob Davidson	1982-84
	11	Mickey Britt	1977-79
	11	Hal Baird	1970-71

Fewest Hits Allowed (minimum 100 IP)

1.	70	Dennis Burke	1966-67
2.	101	Jimmy Raynor	1964-66
3.	105	Jonathan Jenkins	1988-90
4.	106	Billy Layton	1992-95
5.	112	Ritchie Blackwell	1992-94
	112	Hal Baird	1970-71
7.	117	Scott Greene	2000-03
8.	118	Brien Berckman	1988-90
	118	Kirk Parsons	1980-83
10.	119	Jim Anderson	1990-92

Fewest Runs Allowed (minimum 100 IP)

1.	38	Jimmy Raynor	1964-66
2.	43	Tommy Toms	1971-73
3.	48	Hal Baird	1970-71
4.	53	Sonny Robinson	1969-71
5.	58	Bill Godwin	1971-73
6.	59	Jonathan Jenkins	1988-90
	59	Ron Hastings	1969-71
8.	61	Kirk Parsons	1980-83
9.	63	Scott Greene	2000-03
	63	Charlie Smith	1981-83

Fewest Earned Runs Allowed (minimum 100 IP)

1.	22	Dennis Burke	1966-67
2.	28	Jimmy Raynor	1964-66
3.	31	Tommy Toms	1971-73
4.	35	Hal Baird	1970-71
5.	36	Bill Godwin	1971-73
6.	39	Ron Hastings	1969-71
7.	41	Jonathan Jenkins	1988-90
8.	43	Sonny Robinson	1969-71
9.	45	Charlie Smith	1981-83
10.	47	Billy Layton	1992-95



Year-by-Year Batting Leaders

Year	Avg.	Hits	Home Runs	RBI	Runs	SB
1961	Cotton Clayton (.372)	Gaylord, Cotton (32)	Cotton Clayton (4)	Cotton Clayton (32)	Wally Cockrell (31)	N/A
1962	Carlton Barnes (.472)	Carlton Barnes (42)	Bobby Joyce (4)	Carlton Barnes (22)	Carlton Barnes (29)	Spencer Gaylor (3)
1963	Buddy Bovender (.327)	Buddy Bovender (35)	Tommy Kidd (6)	Tommy Kidd (25)	Buddy Bovender (29)	Buddy Bovender (13)
1964	Bob Kaylor (.397)	Conners, Kaylor (29)	Bovender, Rodriguez (4)	Bovender, Moore (18)	Fred Rodriguez (21)	Chuck Conners (5)
1965	Carlton Barnes (.447)	Carlton Barnes (38)	Britton, Rodriguez (2)	Three tied (14)	Carlton Barnes (21)	Barnes, Rodriguez (5)
1966	Wayne Britton (.324)	Thorne, L. Smith (26)	Wayne Britton (4)	Wayne Britton (25)	Fred Rodriguez (19)	Edward Thorne (13)
1967	Richard Narron (.452)	Richard Narron (33)	Jim Snyder (5)	Jim Snyder (24)	Three tied (21)	Edward Thorne (6)
1968	Jim Snyder (.333)	Jim Snyder (36)	Jim Snyder (8)	Snyder, Winchester (24)	Jim Snyder (25)	Jim Snyder (5)
1969	Carey Anderson (.333)	Dick Corrada (31)	Carey Anderson (4)	Carey Anderson (22)	Carey Anderson (18)	Stu Garrett (4)
1970	Dennis Vick (.327)	Dennis Vick (33)	Larry Walters (3)	Larry Walters (16)	Taylor, Dowd (15)	Stu Garrett (6)
1971	Mike Aldridge (.327)	Mike Aldridge (37)	Mike Aldridge (7)	Mike Aldridge (32)	Mike Aldridge (19)	Matt Walker (5)
1972	Richard Lamm (.302)	Richard Lamm (29)	Richard Lamm (3)	Ron Staggs (15)	Richard Lamm (27)	Matt Walker (7)
1973	Mike Hogan (.337)	Mike Hogan (30)	Larry Walters (3)	Geoff Beaston (16)	Ronnie Leggett (18)	Three tied (3)
1974	Ron Staggs (.327)	Ron Staggs (34)	Ron Staggs (7)	Ron Staggs (20)	Three tied (18)	Ron Leggett (9)
1975	Ron Staggs (.381)	Ron Staggs (37)	Ron Staggs (7)	Ron Staggs (23)	Ron Staggs (22)	Geoff Beaston (11)
1976	Dick Corrada (.414)	Joe Roenker (31)	Joe Roenker (5)	Joe Roenker (21)	Joe Roenker (23)	Geoff Beaston (9)
1977	Sonny Wooten (.336)	Pete Paradossi (52)	Bobby Supel (6)	Sonny Wooten (39)	Eddie Gates (34)	Billy Best (16)
1978	Butch Davis (.323)	Billy Best (50)	Supel, Gates (9)	Bobby Supel (32)	Bobby Supel (46)	Billy Best (14)
1979	Macon Moye (.342)	Macon Moye (55)	Rick Derechailo (10)	Macon Moye (33)	Billy Best (35)	Billy Best (15)
1980	Butch Davis (.362)	Butch Davis (50)	Butch Davis (12)	Butch Davis (27)	Butch Davis (28)	Billy Best (9)
1981	Todd Hendley (.304)	Sorrell, Evans (48)	John Hallow (5)	Todd Evans (30)	Mike Sorrell (40)	Mark Shank (13)
1982	Fran Fitzgerald (.355)	Todd Evans (64)	Fran Fitzgerald (8)	Todd Hendley (34)	Mike Sorrell (38)	Ricky Nichols (14)
1983	Winfred Johnson (.321)	Evans, Hallow (45)	Winfred Johnson (11)	John Hallow (30)	Mike Salmond (28)	Mike Salmond (7)
1984	Chris Bradberry (.354)	Greg Hardison (61)	Winfred Johnson (18)	Winfred Johnson (46)	Greg Hardison (41)	Steve Sides (6)
1985	Winfred Johnson (.432)	Winfred Johnson (73)	Winfred Johnson (22)	Winfred Johnson (75)	Chris Bradberry (53)	Bradberry, Shank (11)
1986	Winfred Johnson (.389)	Winfred Johnson (65)	Winfred Johnson (19)	Winfred Johnson (72)	Winfred Johnson (50)	Bradberry, Sides (20)
1987	Steve Sides (.369)	Steve Sides (64)	Jay McGraw (8)	Jay McGraw (44)	Jay McGraw (40)	John Thomas (10)
1988	Steve Godin (.335)	Steve Godin (55)	Jay McGraw (8)	Calvin Brown (51)	Jay McGraw (47)	Steve Godin (18)
1989	John Adams (.346)	Tommy Eason (55)	Calvin Brown (11)	Calvin Brown (44)	John Thomas (46)	John Thomas (24)
1990	John Adams (.413)	John Adams (86)	Tommy Eason (17)	Tommy Eason (62)	John Adams (61)	John Gast (30)
1991	John Gast (.323)	John Gast (61)	Tommy Eason (13)	Tommy Eason (51)	David Leisten (54)	John Gast (19)
1992	David Leisten (.374)	David Leisten (61)	Lee Kushner (13)	Lee Kushner (42)	Lee Kushner (48)	Pat Watkins (16)
1993	Pat Watkins (.445)	Pat Watkins (98)	Pat Watkins (19)	Watkins, Kushner (57)	Pat Watkins (63)	Pat Watkins (29)
1994	Rick Britton (.365)	Brian Yerys (80)	Britton, Triplett (9)	Brian Yerys (59)	Jamie Borel (63)	Jamie Borel (43)
1995	Lamont Edwards (.340)	Lamont Edwards (50)	Brian Yerys (11)	Brian Yerys (41)	Lamont Edwards (50)	Lamont Edwards (16)
1996	Lamont Edwards (.369)	Lamont Edwards (59)	Tim Flaherty (8)	Lamont Edwards (33)	Lamont Edwards (36)	Lamont Edwards (21)
1997	Steve Salargo (.374)	Steve Salargo (82)	Tim Flaherty (20)	Randy Rigsby (55)	Randy Rigsby (58)	Antaine Jones (26)
1998	Ryan Massimo (.357)	Massimo, Rigsby (81)	Massimo, Williamson (13)	Ryan Massimo (60)	Antaine Jones (52)	Randy Rigsby (23)
1999	Steve Salargo (.398)	Steve Salargo (97)	Steve Salargo (16)	Steve Salargo (77)	Steve Salargo (70)	James Molinari (26)
2000	Joseph Hastings (.352)	Chad Tracy (78)	Joseph Hastings (13)	Joseph Hastings (60)	Four tied (50)	James Molinari (18)
2001	Bryant Ward (.366)	Chad Tracy (88)	Cliff Godwin (15)	Joseph Hastings (62)	Chad Tracy (62)	Warren Gaspar (16)
2002	Darryl Lawhorn (.416)	Darryl Lawhorn (104)	Darryl Lawhorn (19)	Darryl Lawhorn (68)	Darryl Lawhorn (56)	Darryl Lawhorn (15)
2003	Darryl Lawhorn (.332)	Darryl Lawhorn (77)	Darryl Lawhorn (14)	Darryl Lawhorn (49)	Darryl Lawhorn (49)	Ryan Jones (8)
2004	Ryan Jones (.400)	Jamie Paige (97)	Trevor Lawhorn (21)	Ryan Jones (69)	Jamie Paige (67)	Jamie Paige (20)
2005	Brian Cavanaugh (.382)	Brian Cavanaugh (79)	Drew Costanzo (11)	Mark Minicozzi (48)	Drew Costanzo (53)	Brian Cavanaugh (14)
2006	Jake Smith (.344)	Jake Smith (75)	Adam Witter (14)	Jake Smith (65)	Eldridge , Witter (44)	Jay Mattox (14)

Year-by-Year Pitching Leaders

Year	Wins	ERA (Min. 30 IP)	Saves	Strikeouts
1961	Larry Crayton (10)	Nathan Greene (2.60)	N/A	Larry Crayton (119)
1962	Nathan Greene (4)	Lacy West (2.63)	N/A	Lacy West (37)
1963	Lacy West (8)	N/A	N/A	N/A
1964	Jimmy Raynor (6)	Pete Hunter (2.12)	N/A	Jimmy Raynor (65)
1965	Barnes, Rawls (6)	Johnny Rawls (1.24)	N/A	Johnny Rawls (65)
1966	Jimmy Raynor (8)	Dennis Burke (1.46)	N/A	Jimmy Raynor (92)
1967	Dennis Burke (6)	Dellinger (0.86)	N/A	Dennis Burke (46)
1968	Dennis Burke (6)	Dennis Burke (0.91)	N/A	Vince Colbert (78)
1969	Ron Hastings (4)	Ron Hastings (1.22)	N/A	Ron Hastings (48)
1970	Ron Hastings (8)	Ron Hastings (0.56)	Hal Baird (3)	Hal Baird (84)
1971	Hal Baird (7)	Hal Baird (1.72)	Hastings, Godwin (2)	Hal Baird (105)
1972	Bill Godwin (7)	Dave LaRussa (0.79)	Toms, Goodwin, Post (1)	Tommy Toms (41)
1973	Tommy Toms (7)	Tommy Toms (0.93)	Toms, Godwin, Forbes (1)	Tommy Toms (65)
1974	Bill Godwin (6)	Dave LaRussa (1.19)	None	Dave LaRussa (44)
1975	Dean Reavis (6)	Dean Reavis (1.82)	Terry Durham (1)	Terry Durham (32)
1976	Terry Durham (6)	Pete Conaty (1.21)	Bob Feeney (3)	Terry Durham (38)
1977	Mickey Britt (9)	Mickey Britt (1.68)	Pete Conaty (1)	Pete Conaty (77)
1978	Mickey Britt (10)	Mickey Britt (2.69)	Ricky Ramey (2)	Mickey Britt (83)
1979	Bob Patterson (6)	Paul Davis (1.62)	Bill Wilder (1)	Britt, Davis (65)
1980	Bill Wilder (10)	Bill Wilder (1.74)	Davis, Ramey (2)	Wilder, Patterson (59)
1981	Wilder, Ramey (7)	Bob Patterson (1.97)	Bob Patterson (2)	Bill Wilder (118)
1982	Bob Patterson (10)	Bob Patterson (1.84)	Bob Patterson (2)	Bob Patterson (64)
1983	Winfred Johnson (7)	Bob Davidson (3.10)	Butler, Parsons (1)	Bob Davidson (69)
1984	Winfred Johnson (10)	Jim Peterson (3.25)	Bob Davidson (3)	Robbie McClanahan (66)
1985	Mike Christopher (10)	Daniel Boone (2.87)	Three tied (1)	Mike Christopher (84)
1986	Jim Peterson (12)	Jake Jacobs (2.49)	Johnson, Jacobs (2)	Jim Peterson (74)
1987	Gary Smith (10)	Brien Berckman (3.82)	Gary Smith (4)	Gary Smith (52)
1988	Gary Smith (8)	Jake Jacobs (3.32)	Gary Smith (2)	Scott Stevens (59)
1989	Jonathan Jenkins (12)	John White (1.89)	Brien Berckman (4)	Jenkins, Jacobs (89)
1990	Langdon, Jenkins (11)	Tim Langdon (2.16)	Jenkins, Willis, Davis (2)	Tim Langdon (86)
1991	Three tied (5)	Lyle Hartgrove (3.63)	Hartgrove, Whitten (3)	Johnny Beck (70)
1992	Johnny Beck (7)	Tom Moye (3.11)	Lyle Hartgrove (3)	Johnny Beck (91)
1993	Lyle Hartgrove (11)	Mike Sanburn (2.26)	Three tied (2)	Johnny Beck (88)
1994	Johnny Beck (12)	Jason Mills (1.86)	Mills, Beck (1)	Mike Sanburn (82)
1995	Patrick Dunham (7)	Patrick Dunham (3.28)	Dunham, Hewitt (2)	Jason Mills (72)
1996	Patrick Dunham (8)	Patrick Dunham (3.10)	Jeff Hewitt (2)	Patrick Dunham (97)
1997	Brooks Jernigan (8)	Brooks Jernigan (4.07)	Bill Outlaw (4)	Brooks Jernigan (112)
1998	Brooks Jernigan (7)	Jernigan, Minton (3.74)	Travis Thompson (5)	Brooks Jernigan (105)
1999	Travis Thompson (10)	Cory Scott (2.53)	Kevyn Fulcher (10)	Foye Minton (89)
2000	Minton, Schumacher (7)	Cory Scott (1.52)	Cory Scott (22)	Foye Minton (70)
2001	Sam Narron (12)	Jason Mandryk (1.95)	Will Brinson (8)	Sam Narron (67)
2002	Neal Sears (9)	Neal Sears (2.23)	Greg Bunn (7)	Davey Penny (93)
2003	Neal Sears (6)	Glenn Tucker (2.82)	Greg Bunn (9)	Glenn Tucker (86)
2004	Greg Bunn (10)	Greg Bunn (2.70)	Mike Flye (5)	Greg Bunn (117)
2005	T.J. Hose (7)	Ricky Brooks (3.46)	Braxton, Hose (2)	Ricky Brooks (70)
2006	Brody Taylor (8)	Jason Neitz (3.06)	Mathews, Leggett, Neitz, Rhodes (1)	Shane Mathews (75)

Single Game Records

Individual

At-Bats	8	Jamie Paige vs. Cincinnati	4-17-04
Runs	5	Eight times (last by Mark Minicozzi)	4-17-04
Hits	7	Jamie Paige vs. Cincinnati	4-17-04
RBI	7	Darryl Lawhorn vs. New York Tech	2-23-02
	7	Jim Riley vs. Fairfield	3-8-87
Doubles	4	Jamie Paige vs. Cincinnati	4-17-04
Triples	2	Jamie Borel at William & Mary	4-18-93
Home Runs	3	Three times (last by John Williamson)	3-17-99
Walks	5	Mark Shank vs. Barton College	3-6-85
Strikeouts	4	Six times (last by Mike Grace)	6-3-05
Hit By Pitch	3	Bryant Ward vs. New York Tech	2-23-02
	3	Erik Bakich vs. James Madison	3-26-00
Stolen Bases	5	Antaine Jones vs. Yale	3-17-97
Errors	3	Eleven times (last by Adam Witter)	5-16-06
Strikeouts Pitching	20	Hal Baird vs. George Washington	1970

Team

At-Bats	58	vs. Cincinnati	4-17-04
Runs	32	vs. Cincinnati	4-17-04
Hits	34	vs. Cincinnati	4-17-04
RBI	32	vs. Cincinnati	4-17-04
Doubles	11	vs. UAB	5-13-05

Triples	9	vs. Cincinnati	4-17-04
Home Runs	7	Two times (last vs. Western Carolina)	2-9-01
Sacrifice Bunts	7	vs. James Madison	5-17-87
Hit By Pitch	6	vs. New York Tech	2-23-02
Stolen Bases	8	Four times (last vs. James Madison)	5-1-98
Errors	8	Two times (last vs. Ohio State)	3-5-99
Strikeouts Batting	18	vs. Yale	3-14-94
Strikeouts Pitching	20	vs. George Washington	1970
Walks Batting	13	vs. Old Dominion	4-23-99

Opponent

At-Bats	53	St. John's	3-17-97
Runs	27	George Mason	4-12-97
Hits	23	North Carolina	4-2-84
RBI	25	George Mason	4-12-97
Doubles	7	James Madison	5-14-91
Triples	2	Four times (last by Duke)	4-7-04
Home Runs	7	George Mason	4-12-97
Stolen Bases	9	North Carolina Wesleyan	4-12-82
Errors	9	FDU-Madison	3-11-88
Strikeouts Pitching	16	The Citadel	2-7-97
Walks Batting	21	Barton College	3-6-85

Fielding Records

SEASON

Putouts

1.	539	Chad Tracy	2000
2.	523	Chad Tracy	1999
3.	513	Ryan Norwood	2004
4.	504	Darryl Lawhorn	2002
5.	489	Adam Witter	2006
6.	486	Lee Kushner	1993
7.	472	Calvin Brown	1990
8.	461	Randy Rigsby	1995
9.	430	Joseph Hastings	2001
10.	425	Randy Rigsby	1998

Assists

1.	208	Luke Cherry	2002
2.	207	Dale Mollenhauer	2006
3.	199	Lee Delfino	2000
4.	195	Nick Schnabel	2000
5.	182	Jedd Sorenson	2002
6.	176	Nick Schnabel	1999
7.	175	Lee Delfino	1999
8.	168	Lee Delfino	2001
9.	159	Billy Richardson	2004
10.	158	Berry Narron	1990

CAREER

Putouts

1.	1,592	Randy Rigsby	1995-98
2.	1,204	Chad Tracy	1999-01
3.	1,176	Calvin Brown	1987-90
4.	1,141	Jim Riley	1984-87
5.	1,107	Ryan Norwood	2002-04
6.	1,067	Mike Sage	1978-81
7.	1,027	Todd Evans	1981-84
8.	949	Jake Smith	2003-06
9.	859	Clayton McCullough	2000-02
10.	784	John Poppert	2001-04

Assists

1.	542	Lee Delfino	1999-01
2.	473	Mike Sorrell	1979-82
3.	387	Kelly Robinette	1980-83
4.	384	Heath Clark	1991-94
5.	380	Steve Sides	1984-87
6.	379	Greg Hardison	1984-86
7.	371	Nick Schnabel	1999-00
8.	356	Bryant Ward	1999-02
9.	348	Luke Cherry	2002-03
10.	347	Dale Mollenhauer	2005-pres.

Freshman Records

HITTING

Games

1.	64	Darryl Lawhorn	2002
2.	62	Chad Tracy	1999
3.	59	Harrison Eldridge	2005
4.	59	Lee Delfino	1999
5.	56	Dale Mollenhauer	2005

At-Bats

1.	250	Darryl Lawhorn	2002
2.	238	Chad Tracy	1999
3.	218	Lee Delfino	1999
4.	205	Dale Mollenhauer	2005
5.	194	John Williamson	1998

Runs

1.	61	Lee Delfino	1999
2.	56	Darryl Lawhorn	2002
3.	52	Chad Tracy	1999
4.	50	John Williamson	1998
5.	42	Steve Godin	1988

Hits

1.	104	Darryl Lawhorn	2002
2.	83	Chad Tracy	1999
3.	69	Lee Delfino	1999
4.	67	Dale Mollenhauer	2005
5.	66	John Williamson	1998

Batting Average

1.	.416	Darryl Lawhorn	2002
2.	.349	Chad Tracy	1999
3.	.340	John Williamson	1998
4.	.335	Steve Godin	1988
5.	.327	Dale Mollenhauer	2005

Runs Batted In

1.	68	Darryl Lawhorn	2002
2.	50	Lee Delfino	1999
3.	42	Tommy Eason	1989
4.	42	John Adams	1987
5.	38	Dale Mollenhauer	2005
	38	John Williamson	1998

Doubles

1.	17	Chad Tracy	1999
2.	15	John Williamson	1998
3.	14	Antaine Jones	1996
4.	12	Darryl Lawhorn	2002
	12	Tommy Eason	1989
	12	Steve Godin	1988

Triples

1.	4	Antaine Jones	1996
2.	3	Ryan Peisel	2005
	3	Darryl Lawhorn	2002
	3	Lee Delfino	1999
	3	Randy Rigsby	1995

Home Runs

1.	19	Darryl Lawhorn	2002
2.	13	John Williamson	1998
3.	12	Lee Delfino	1999
4.	11	Winfred Johnson	1983
5.	9	Tommy Eason	1989

Total Bases

1.	179	Darryl Lawhorn	2002
2.	120	John Williamson	1998
3.	120	Lee Delfino	1999
4.	111	Chad Tracy	1999
5.	96	Tommy Eason	1989

Stolen Bases

1.	18	Steve Godin	1988
2.	15	Darryl Lawhorn	2002

PITCHING

Appearances

1.	23	Davey Penny	2000
	23	Conrad Clark	1997
3.	22	Lyle Hartgrove	1991
4.	21	T.J. Hose	2005
	21	Greg Bunn	2002

ERA (Minimum 30 IP)

1.	2.34	Bill Wilder	1979
2.	2.49	Jake Jacobs	1986
3.	2.51	Davey Penny	2000

Innings Pitched

1.	86.3	Johnny Beck	1991
2.	85.1	T.J. Hose	2005
3.	81.0	Sam Narron	2000
4.	80.3	Jim Peterson	1984

Wins

1.	8	Jim Peterson	1984
2.	7	T.J. Hose	2005
	7	Patrick Dunham	1995
	7	Winfred Johnson	1983
	7	Conrad Clark	1997
	7	Shane Mathews	2004

Saves

1.	7	Greg Bunn	2002
2.	5	Mike Flye	2004
3.	3	Dustin Sasser	2004

Complete Games

1.	6	Jim Peterson	1984
2.	5	Bob Davidson	1982

Strikeouts

1.	70	Johnny Beck	1991
2.	69	T.J. Hose	2005
3.	60	Patrick Dunham	1995
4.	54	Shane Mathews	2004
5.	52	Foye Minton	1998

Coaching History

Year	Coach	W	L	T	Pct.	W	L	T	Pct.	Finish	G	R	H	HR	BA	SB	ERA	Pct.
1951	Jack Boone	12	10	2	.546	-	-	-	-	-	-	-	-	-	-	-	-	-
1952	Jack Boone	10	8	0	.556	-	-	-	-	-	-	-	-	-	-	-	-	-
1953	Jack Boone	16	5	0	.762	-	-	-	-	-	-	-	-	-	-	-	-	-
1954	James Mallory	15	7	0	.682	-	-	-	-	-	-	-	-	-	-	-	-	-
1955	James Mallory	20	5	0	.800	-	-	-	-	-	-	-	-	-	-	-	-	-
1956	James Mallory	18	5	0	.783	-	-	-	-	-	-	-	-	-	-	-	-	-
1957	James Mallory	16	7	0	.696	-	-	-	-	-	-	-	-	-	-	-	-	-
1958	James Mallory	10	6	0	.625	-	-	-	-	-	-	-	-	-	-	-	-	-
1959	James Mallory	16	3	0	.842	-	-	-	-	-	-	-	-	-	-	-	-	-
1960	James Mallory	17	5	0	.773	-	-	-	-	-	-	-	-	-	-	-	-	-
1961	James Mallory	22	4	0	.846	-	-	-	-	-	26	190	215	15	.317	-	3.24	.909
1962	James Mallory	11	10	0	.524	-	-	-	-	-	21	164	208	16	.291	9	3.65	.934
1963	Earl Smith	24	7	1	.766	-	-	-	-	-	32	194	268	17	.278	53	-	-
1964*	Earl Smith	18	7	0	.720	-	-	-	-	-	25	138	202	14	.288	21	2.77	.924
1965	Earl Smith	16	7	0	.696	-	-	-	-	-	23	147	201	5	.278	28	2.48	.955
1966*	Earl Smith	17	10	0	.630	12	3	0	.800	1st/SC	27	118	203	10	.253	34	2.82	.944
1967	Earl Smith	23	6	0	.828	13	3	0	.813	T-1st/SC	29	169	230	14	.273	57	1.93	.956
1968*	Earl Smith	21	11	1	.652	10	1	0	.909	1st/SC	33	160	236	27	.228	41	2.47	.944
1969	Earl Smith	15	14	0	.517	7	7	0	.500	3rd/SC South	29	141	224	16	.244	20	2.63	.949
1970*	Earl Smith	20	13	0	.606	13	6	0	.684	1st/SC South	33	129	240	7	.249	26	2.00	.955
1971	Earl Smith	12	18	0	.400	7	5	0	.583	4th/SC	30	126	226	12	.235	17	3.48	.950
1972	Earl Smith	19	10	0	.655	11	5	0	.688	2nd/SC	29	146	198	13	.241	39	2.36	.955
1973	James Mallory	16	8	0	.667	10	4	0	.714	T-2nd/SC	24	119	202	9	.259	15	2.14	.958
1974*	George Williams	17	13	0	.566	12	2	0	.857	1st/SC	30	130	240	19	.256	38	1.83	-
1975	George Williams	17	12	0	.586	9	5	0	.643	3rd/SC	29	138	228	10	.248	36	2.68	.956
1976	George Williams	22	7	0	.759	7	6	0	.538	4th/SC	29	164	272	17	.282	35	1.95	.952
1977*	Monte Little	30	12	0	.714	15	1	0	.938	1st/SC	42	214	338	20	.275	90	2.80	.956
1978	Monte Little	27	18	0	.600	-	-	-	-	-	45	307	412	49	.287	54	3.17	.946
1979	Monte Little	25	19	0	.568	-	-	-	-	-	44	240	358	39	.252	38	2.47	.944
1980*	Hal Baird	28	7	0	.800	-	-	-	-	-	35	212	334	34	.307	20	2.91	.948
1981	Hal Baird	28	15	0	.651	-	-	-	-	-	43	256	356	22	.266	34	2.78	.934
1982*	Hal Baird	34	14	0	.708	6	3	0	.667	3rd/ECAC So.	48	299	462	27	.295	37	2.95	.964
1983	Hal Baird	21	17	1	.551	2	3	1	.400	ECAC So.	39	206	332	28	.271	26	4.01	.946
1984*	Hal Baird	34	13	0	.723	7	2	0	.777	1st/ECAC So.	47	282	422	46	.276	20	3.68	.956
1985	Gary Overton	32	14	0	.696	12	4	0	.777	1st/ECAC So.	46	331	453	53	.307	39	4.19	.943
1986	Gary Overton	40	10	0	.800	13	5	0	.719	T-1st/CAA	50	361	475	60	.302	69	3.60	.941
1987*	Gary Overton	26	17	0	.605	8	7	0	.533	4th/CAA	43	321	426	37	.308	39	4.82	.929
1988	Gary Overton	33	14	0	.702	8	6	0	.571	T-2nd/CAA	47	345	407	29	.293	77	3.75	.949
1989*	Gary Overton	37	11	0	.771	12	3	0	.800	2nd/CAA	48	318	413	43	.290	87	2.98	.953
1990*	Gary Overton	47	9	0	.839	11	2	0	.846	1st/CAA	56	453	574	75	.325	116	3.32	.969
1991*	Gary Overton	30	24	1	.556	9	8	0	.529	3rd/CAA	55	330	467	51	.277	69	4.33	.948
1992	Gary Overton	25	24	0	.510	7	10	0	.412	5th/CAA	49	276	416	41	.274	49	4.15	.943
1993*	Gary Overton	41	19	0	.683	11	7	0	.681	3rd/CAA	60	374	539	63	.286	76	2.99	.956
1994	Gary Overton	36	18	0	.667	8	9	0	.471	5th/CAA	54	371	551	48	.304	93	3.35	.945
1995	Gary Overton	29	26	0	.527	5	13	0	.286	6th/CAA	55	321	448	37	.266	72	4.12	.964
1996	Gary Overton	22	24	0	.478	10	11	0	.476	5th/CAA	46	246	386	24	.266	82	4.97	.948
1997	Gary Overton	29	27	0	.518	10	11	0	.476	T-4th/CAA	56	369	539	71	.291	81	5.94	.938
1998	Keith LeClair	30	29	0	.508	10	11	0	.476	T-4th/CAA	59	405	609	79	.299	84	5.43	.945
1999*	Keith LeClair	46	16	0	.742	14	6	0	.700	2nd/CAA	62	516	704	79	.325	74	4.10	.961
2000*	Keith LeClair	46	18	0	.719	14	7	0	.667	T-1st/CAA	64	430	653	68	.298	72	4.24	.969
2001*	Keith LeClair	47	13	0	.783	19	2	0	.905	1st/CAA	60	473	700	85	.324	94	3.62	.957
2002*	Keith LeClair	43	20	1	.680	16	13	1	.550	6th/C-USA	64	381	633	47	.294	91	3.64	.959
2003*	Randy Mazey	34	27	1	.557	17	13	0	.567	5th/C-USA	62	298	578	61	.269	42	4.15	.972
2004*	Randy Mazey	51	13	0	.797	25	5	0	.833	1st/C-USA	64	513	725	100	.318	85	3.77	.975
2005*	Randy Mazey	35	26	0	.574	18	12	0	.600	4th/C-USA	61	427	666	61	.306	48	5.25	.972
2006	Billy Godwin	33	26	0	.557	10	14	0	.417	6th/C-USA	59	381	633	58	.305	61	4.34	.966

* NCAA Tournament appearance

COACHING RECORDS

	Seasons	Years	W	L	T	Pct.	
1.	Gary Overton	13	1985-97	427	237	1	.643
2.	Keith LeClair	5	1998-02	212	96	1	.688
3.	Earl Smith	10	1963-72	185	103	2	.642
4.	James Mallory	10	1954-62, 1973	161	60	0	.729
5.	Hal Baird	5	1980-84	145	66	1	.687
6.	Randy Mazey	3	2003-05	120	66	1	.644
7.	Monte Little	3	1977-79	82	49	0	.626
8.	George Williams	3	1974-76	56	32	0	.636
9.	Jack Boone	3	1951-53	38	23	2	.623
10.	Billy Godwin	1	2006-pres.	33	26	0	.559




Gary Overton
1985-97



Keith LeClair
1998-2002



Earl Smith
1963-72



James Mallory
1954-62, 1973

Year-By-Year Results



1950's - Head Coach James Mallory guided the Pirates to a .729 winning percentage during his 10 year run as the ECU skipper.



1961 - ECU won the 1961 NAIA Championship after defeating Sacramento State, 13-7.

1966

17-10 Overall

12-3 Southern Conference (1st)

National Rank: 28th (CB)

Head Coach: Earl Smith

Mar. 19	North Carolina	W	5-3
Mar. 21	Springfield	L	7-1
Mar. 22	Springfield	W	6-2
Mar. 24	Massachusetts	L	14-1
Mar. 25	Massachusetts	L	5-4
Mar. 30	Ithaca	W	5-0
Mar. 31	Ithaca	L	1-0
Apr. 2	at George Wash.	W	9-2
Apr. 2	at George Wash.	L	8-6
Apr. 9	Davidson	W	4-0
Apr. 9	Davidson	W	1-0
Apr. 11	at Duke	W	7-4
N/A	William & Mary	L	4-1
Apr. 15	at Richmond	W	4-1
Apr. 15	at Richmond	W	5-0
Apr. 16	at West Virginia	W	3-0
Apr. 16	at West Virginia	L	7-2
Apr. 25	at VMI	W	7-0
Apr. 25	at VMI	W	5-0
Apr. 30	Furman	W	3-0
Apr. 30	Furman	W	6-2
May 2	Duke	W	7-6
May 7	at William & Mary	W	10-1
N/A	N.C. State	L	16-6
May 14	at The Citadel	W	6-0

NCAA Playoffs (Gastonia, N.C.)

June 2	vs. North Carolina	L	7-1
June 3	vs. Florida State	L	6-3

1967

23-6 Overall

13-3 Southern Conference (Tie-1st)

National Rank: 23rd (CB)

Head Coach: Earl Smith

Mar. 18	Dartmouth	L	3-2
Mar. 21	George Wash.	W	10-0

Mar. 21	George Wash.	W	4-3
Mar. 23	Virginia	W	16-0
Mar. 24	Virginia	W	3-1
Mar. 29	Ithaca	W	9-4
Mar. 30	Ithaca	W	8-6
N/A	Fordham	W	5-4
N/A	Fordham	W	10-1
Apr. 5	Colby	W	1-0
Apr. 8	West Virginia	L	4-2
Apr. 8	West Virginia	W	4-2
Apr. 10	Richmond	W	2-0
Apr. 10	Richmond	W	5-1
Apr. 12	at Duke	W	6-2
Apr. 15	VMI	W	13-0
Apr. 15	VMI	W	6-0
Apr. 18	at N.C. State	W	16-9
Apr. 22	The Citadel	W	12-9
Apr. 22	The Citadel	W	4-0
Apr. 27	at North Carolina	L	11-0
May 2	Duke	W	4-3
May 6	at Furman	L	2-1
May 6	at Furman	L	1-0
May 10	at Davidson	W	10-1
May 10	at Davidson	W	2-0
May 10	at William & Mary	W	4-1
May 10	at William & Mary	W	4-3
May 20	West Virginia	L	10-6

1968

21-11-1 Overall

10-1 Southern Conference (1st)

National Rank: 19th (CB)

Head Coach: Earl Smith

Mar. 20	Ithaca	L	8-4
Mar. 21	Ithaca	W	7-4
Mar. 25	Virginia	W	5-2
Mar. 25	Virginia	W	7-4
Mar. 26	Virginia	W	11-4
Mar. 28	Dartmouth	W	7-2
Mar. 30	William & Mary	W	11-7
Apr. 1	Brown	T	5-5
Apr. 3	at Furman	W	7-0
Apr. 5	Colby	W	2-1
Apr. 6	The Citadel	W	6-5
Apr. 12	at Pembroke State	W	3-2
Apr. 13	at Pembroke State	L	11-4
Apr. 15	at UNC Wilmington	L	5-1
Apr. 16	at UNC Wilmington	L	4-3
Apr. 20	N.C. State	L	7-3
Apr. 23	Davidson	W	8-0
Apr. 23	Davidson	W	12-4
Apr. 25	UNC Wilmington	W	3-1
Apr. 30	at The Citadel	L	4-3
Apr. 30	at The Citadel	W	5-0
May 4	at Davidson	W	5-4
May 6	Duke	W	2-1
May 7	at N.C. State	L	15-8
May 8	Clemson	L	7-0
May 9	Clemson	L	8-1
May 11	Furman	W	4-3
May 11	Furman	W	9-0
May 17	William & Mary	W	11-0
May 18	William & Mary	W	5-1

NCAA District 3 Playoffs

N/A	vs. Florida State	W	2-1
N/A	vs. N.C. State	L	7-5
N/A	vs. Florida State	L	3-2

1969

15-14 Overall

7-7 Southern Conference (3rd, South)

Head Coach: Earl Smith

Mar. 15	at Duke	L	7-5
Mar. 19	Ithaca	W	3-0

Mar. 20	Ithaca	L	9-6
Mar. 21	North Carolina	L	2-1
Mar. 22	Virginia	L	3-1
Mar. 23	Virginia	W	8-5
Mar. 28	Dartmouth	W	5-2
Mar. 29	Dartmouth	W	13-0
Mar. 31	Barton	W	14-4
Apr. 2	Cornell	L	3-2
Apr. 2	Cornell	W	5-0
Apr. 3	Cornell	W	3-2
Apr. 7	William & Mary	L	7-6
Apr. 10	N.C. State	L	4-3
Apr. 12	at Davidson	W	8-4
Apr. 12	at Davidson	W	6-0
Apr. 13	George Washington	W	5-3
Apr. 16	at The Citadel	L	1-0
Apr. 16	at The Citadel	L	5-2
Apr. 19	Davidson	W	3-0
Apr. 19	Davidson	L	3-2
Apr. 26	at Richmond	W	8-1
Apr. 27	at Virginia Military	L	8-6
Apr. 27	at Virginia Military	W	5-2
May 3	The Citadel	W	5-0
May 3	The Citadel	W	1-0
May 5	at N.C. State	L	12-2
May 10	Furman	L	4-3
May 10	Furman	L	1-0

1970

20-13 Overall

13-6 Southern Conf. (1st, South)

National Rank: 25th (CB)

Head Coach: Earl Smith

Mar. 14	Duke	L	1-0
Mar. 18	Ithaca	W	3-1
Mar. 18	Ithaca	W	6-3
Mar. 27	Dartmouth	W	1-0
Mar. 28	Dartmouth	W	8-1
Mar. 31	at UNC Wilmington	L	5-2
Apr. 4	at The Citadel	W	5-1
Apr. 4	at The Citadel	W	6-1
N/A	at UNC Wilmington	W	5-1
Apr. 7	at Campbell	L	6-5
Apr. 11	Furman	W	4-1
Apr. 11	Furman	L	5-4
Apr. 14	The Citadel	W	1-0
Apr. 14	The Citadel	L	3-2
Apr. 16	at N.C. State	L	5-4
Apr. 18	Richmond	W	6-1
Apr. 19	Virginia Military	W	7-0
Apr. 21	N.C. State	L	5-0
Apr. 22	Davidson	W	4-2
Apr. 22	Davidson	W	2-1
Apr. 25	at William & Mary	L	5-4
Apr. 26	at George Wash.	W	2-0
Apr. 29	Furman	L	2-0
Apr. 29	Furman	W	6-0
May 2	at Davidson	W	4-1
May 2	at Davidson	L	4-3
May 8	vs. George Wash.	W	7-0
May 8	vs. George Wash.	L	4-0
May 12	Campbell	W	3-1
May 13	at Duke	W	6-5

NCAA District 3 Playoffs (Gastonia, N.C.)

May 28	vs. Florida State	L	2-0
May 29	vs. Mississippi State	L	12-6

1971

12-18 Overall

7-5 Southern Conference (4th)

Head Coach: Earl Smith

Mar. 6	N.C. State	L	7-2
Mar. 7	N.C. State	W	6-5
Mar. 17	Ithaca	W	3-0

Mar. 18	Ithaca	L	7-5
Mar. 25	Dartmouth	L	11-0
Mar. 27	Virginia	L	9-5
Mar. 28	Virginia	L	1-0
Apr. 4	at Virginia Military	W	8-2
Apr. 4	at Virginia Military	W	8-0
Apr. 8	The Citadel	L	2-1
Apr. 9	at N.C. State	W	7-6
Apr. 10	at N.C. State	L	8-5
Apr. 11	at High Point	L	9-8
Apr. 12	at Virginia Tech	W	8-6
Apr. 13	at Virginia Tech	L	6-3
Apr. 22	at Duke	L	7-1
Apr. 24	at Furman	L	3-2
Apr. 25	at The Citadel	L	2-1
Apr. 25	at The Citadel	L	1-0
Apr. 28	at William & Mary	W	4-3
May 1	at Richmond	W	4-2
May 1	at Richmond	L	11-2
May 2	North Carolina	W	10-6
May 4	William & Mary	L	1-0
May 7	N.C. Wesleyan	L	5-3
May 8	at VCU	W	6-5
May 10	Campbell	W	15-2
May 12	James Madison	L	2-1
May 14	UNC Wilmington	L	9-7
May 17	at North Carolina	L	7-6

1972

19-10 Overall

11-5 Southern Conference (2nd)

Head Coach: Earl Smith

Mar. 11	N.C. State	W	8-5
Mar. 12	N.C. State	W	2-0
Mar. 15	Duke	W	4-3
Mar. 23	Dartmouth	W	5-3
Mar. 24	Dartmouth	W	5-3
Mar. 25	Virginia	W	13-11
Mar. 26	Virginia	L	6-2
Mar. 29	UNC Wilmington	L	13-6
Apr. 3	at North Carolina	W	5-3
Apr. 6	at Duke	L	4-0
Apr. 9	Furman	L	4-3
Apr. 10	The Citadel	L	3-2
Apr. 10	The Citadel	L	3-2
Apr. 12	William & Mary	W	7-0
Apr. 15	Davidson	W	4-1
Apr. 15	Davidson	W	4-3
Apr. 18	at N.C. State	L	11-7
Apr. 21	Virginia Military	W	14-0
Apr. 21	Virginia Military	W	5-0
Apr. 23	at Virginia Military	W	3-2
Apr. 26	Richmond	L	1-0
Apr. 26	Richmond	W	6-0
Apr. 29	at Furman	W	7-0
Apr. 29	at Furman	W	4-1
May 1	at William & Mary	L	6-3
May 1	at William & Mary	W	5-3
N/A	at Davidson	W	11-5
May 7	Appalachian State	L	3-1
May 14	at Appalachian State	W	14-6

1973

16-8 Overall

10-4 Southern Conference (Tie-2nd)

Head Coach: James Mallory

Mar. 5	at Duke	W	4-0
Mar. 10	Virginia	W	5-2
Mar. 11	Virginia	L	7-4
Mar. 17	Furman	W	4-0
Mar. 17	Furman	W	2-0
Mar. 19	Duke	W	6-0
Mar. 22	Dartmouth	W	6-0
Mar. 23	Dartmouth	W	3-2
Apr. 2	Richmond	L	1-0

East Carolina Pirates

Apr. 11	N.C. State	L	11-3
Apr. 14	at Davidson	W	12-0
Apr. 14	at Davidson	W	3-2
Apr. 16	William & Mary	W	7-0
Apr. 21	at The Citadel	W	16-1
Apr. 22	at UNC Wilmington	L	4-3
Apr. 23	at UNC Wilmington	L	4-3
Apr. 24	at Pembroke State	W	8-2
Apr. 28	The Citadel	L	2-1
Apr. 30	at Richmond	L	2-1
N/A	Virginia Military	W	5-4
N/A	Virginia Military	W	11-2
N/A	William & Mary	W	5-3
N/A	Appalachian State	W	5-4
N/A	Appalachian State	L	9-1

1974

16-8 Overall

12-2 Southern Conference (1st)

National Rank: 25th (CB)

Head Coach: George Williams

Mar. 2	at Campbell	W	9-1
Mar. 5	Duke	W	11-6
Mar. 6	at N.C. State	L	1-0
Mar. 7	at N.C. State	L	4-1
Mar. 13	at Duke	L	3-2
Mar. 16	at Furman	L	1-0
Mar. 16	at Furman	W	6-4
Mar. 18	Virginia	W	3-0
Mar. 23	Shippensburg	W	2-1
Mar. 24	Shippensburg	W	6-0
Mar. 30	Davidson	W	2-1
Mar. 30	Davidson	W	12-0
Apr. 1	Richmond	W	6-0
Apr. 2	N.C. State	L	8-2
Apr. 4	at William & Mary	W	8-2
Apr. 6	Appalachian State	W	3-2
Apr. 6	Appalachian State	W	2-0
Apr. 12	at Pembroke State	L	3-0
Apr. 13	at The Citadel	W	3-2
Apr. 15	at UNC Wilmington	L	3-2
Apr. 15	at UNC Wilmington	L	1-0
Apr. 20	William & Mary	W	12-2
Apr. 24	at Richmond	W	8-3
Apr. 27	at Virginia Military	W	7-1
Apr. 27	at Virginia Military	W	8-2
Apr. 29	The Citadel	L	5-3
May 3	UNC Wilmington	L	16-8
May 7	Campbell	L	4-2

NCAA District 3 Playoffs

N/A	vs. Vanderbilt	L	2-1
May 24	vs. South Carolina	L	5-1

1975

17-12 Overall

9-5 Southern Conference (3rd)

Head Coach: George Williams

Mar. 6	Duke	L	8-2
Mar. 6	Duke	W	15-0
N/A	N.C. State	W	3-2
N/A	N.C. State	L	7-0
N/A	Furman	L	7-0
N/A	Furman	W	2-0
N/A	Davidson	L	2-1
N/A	Davidson	L	6-4
N/A	Maryland	L	5-3
Mar. 24	Campbell	W	1-0
N/A	E. Connecticut State	W	5-4
N/A	E. Connecticut State	L	2-1
Mar. 28	Duke	L	5-3
Mar. 29	Virginia Military	W	3-2
Mar. 29	Virginia Military	W	17-0
N/A	Pembroke State	W	5-2
N/A	Richmond	L	6-2
N/A	Richmond	W	7-2
N/A	William & Mary	W	7-1

N/A	Richmond	W	3-1
N/A	Richmond	L	3-1
N/A	Appalachian State	L	5-3
N/A	Appalachian State	W	10-4
N/A	William & Mary	W	9-7
N/A	The Citadel	W	8-6
N/A	UNC Wilmington	L	4-2
N/A	The Citadel	W	6-5
May 7	Campbell	W	6-2
N/A	UNC Wilmington	W	6-4

1976

22-7 Overall

7-6 Southern Conference (4th)

Head Coach: George Williams

Mar. 7	Maryland	W	3-0
Mar. 7	Maryland	W	3-2
Mar. 13	at Furman	L	4-3
Mar. 13	at Furman	L	12-6
Mar. 15	Western Carolina	W	5-1
Mar. 18	at N.C. State	W	6-1
Mar. 18	at N.C. State	W	3-1
Mar. 20	Davidson	W	3-0
Mar. 20	Davidson	L	3-1
Mar. 21	at Duke	W	11-7
Mar. 21	at Duke	W	4-1
Mar. 22	North Carolina	W	3-2
Mar. 23	at Campbell	W	5-3
Mar. 28	Barton	W	5-1
Mar. 28	Barton	W	4-1
Apr. 3	Appalachian State	W	3-2
Apr. 3	Appalachian State	W	11-1
Apr. 5	at Pembroke State	W	4-2
Apr. 7	William & Mary	L	10-9
Apr. 9	UNC Wilmington	W	7-2
Apr. 12	at The Citadel	W	8-7
Apr. 15	Richmond	L	7-6
Apr. 17	at William & Mary	W	6-1
Apr. 22	Pembroke State	L	5-1
Apr. 24	at Virginia Military	W	11-1
Apr. 24	at Virginia Military	W	11-0
Apr. 26	at Richmond	L	3-2
Apr. 29	Barton	W	6-4
May 4	at UNC Wilmington	W	11-2

1977

30-12 Overall

15-1 Southern Conference (1st)

Head Coach: Monte Little

Mar. 5	at Campbell	W	4-2
Mar. 8	VCU	W	6-0
Mar. 10	Old Dominion	W	15-2
Mar. 12	at N.C. State	W	7-3
Mar. 12	at N.C. State	L	1-0
Mar. 13	at Elon	W	16-8
Mar. 14	E. Connecticut State	L	7-3
Mar. 19	N.C. State	L	1-0
Mar. 19	N.C. State	L	10-2
Mar. 21	at North Carolina	W	5-3
Mar. 22	Maryland	L	3-0
Mar. 23	Maryland	W	3-2
Mar. 25	Elon	L	5-3
Mar. 26	Virginia Military	W	8-0
Mar. 26	Virginia Military	W	3-0
Mar. 31	Richmond	W	6-0
Mar. 31	Richmond	W	5-1
Apr. 1	Pembroke State	W	12-11
Apr. 2	Furman	W	9-3
Apr. 2	Furman	W	3-2
Apr. 4	Campbell	W	6-3
Apr. 4	Campbell	W	4-2
Apr. 5	at UNC Wilmington	W	6-4
Apr. 9	at Davidson	W	1-0
Apr. 9	at Davidson	W	8-2
Apr. 11	Marshall	W	4-3
Apr. 11	Marshall	W	2-1
Apr. 14	Barton	L	8-4
Apr. 14	Barton	W	9-0
Apr. 16	at Appalachian State	W	2-0

Apr. 16	at Appalachian State	W	12-6
Apr. 18	at Western Carolina	L	8-4
Apr. 18	at Western Carolina	W	4-1
Apr. 20	at Pembroke State	L	12-8
Apr. 21	UNC Wilmington	L	4-3
Apr. 23	William & Mary	W	6-1
Apr. 23	William & Mary	W	5-3
Apr. 25	at Barton	W	7-2
Apr. 30	at The Citadel	W	2-1
Apr. 30	at The Citadel	W	3-2

NCAA Atlantic Regional (Columbia, S.C.)

May 21	vs. Wake Forest	L	6-3
May 22	at South Carolina	L	4-1

1978

27-18 Overall

Head Coach: Monte Little

Mar. 4	at Elon	W	3-2
Mar. 5	at N.C. State	W	5-0
Mar. 5	at N.C. State	L	5-0
Mar. 7	at South Carolina	L	4-3
Mar. 10	Purdue	W	6-2
Mar. 10	Purdue	L	7-4
Mar. 11	James Madison	W	16-6
Mar. 12	James Madison	W	2-1
Mar. 15	at Richmond	L	9-4
Mar. 18	at Campbell	W	3-1
Mar. 18	Campbell	L	9-5
Mar. 20	E. Connecticut State	W	8-4
Mar. 21	E. Connecticut State	W	4-3
Mar. 22	Clemson	W	4-3
Mar. 23	Clemson	L	3-0
Mar. 25	UMass-Dartmouth	W	13-0
Mar. 25	UMass-Dartmouth	L	3-2
Mar. 27	at North Carolina	L	4-2
Mar. 31	at William & Mary	L	7-6
Apr. 1	at Old Dominion	L	4-3
Apr. 1	at Old Dominion	L	11-10
Apr. 2	at Virginia Wesleyan	W	16-4
Apr. 5	North Carolina	W	12-3
Apr. 6	Elon	W	8-2
Apr. 7	at VCU	W	15-10
Apr. 8	Virginia Tech	W	9-8
Apr. 9	Virginia Tech	W	4-2
Apr. 10	at Pembroke State	L	9-8
Apr. 11	UNC Wilmington	W	25-1
Apr. 13	* vs. N.C. State	L	3-0
Apr. 13	* vs. N.C. State	W	5-2
Apr. 14	UNC Wilmington	W	8-0
Apr. 16	South Carolina	W	9-7
Apr. 17	Maryland	W	7-6
Apr. 19	Pembroke State	W	5-3
Apr. 21	Campbell	W	13-3
Apr. 22	Campbell	W	11-4
Apr. 23	at UNC Wilmington	L	7-4
Apr. 23	at UNC Wilmington	L	4-3
Apr. 24	Methodist	W	23-1
Apr. 28	Virginia Wesleyan	W	4-0
Apr. 28	Virginia Wesleyan	L	7-5
Apr. 29	at Barton	W	8-0
May 6	at Virginia Tech	L	3-2
May 7	at Virginia Tech	L	4-0

1979

25-19 Overall

Head Coach: Monte Little

Mar. 3	at South Carolina	W	4-3
Mar. 4	at South Carolina	L	5-0
Mar. 6	at Clemson	L	2-1
Mar. 7	at Clemson	L	1-0
Mar. 10	Connecticut	L	4-3
Mar. 11	Connecticut	W	4-0
Mar. 12	Connecticut	W	5-0
Mar. 12	Connecticut	W	6-0
Mar. 15	at Elon	L	4-1
Mar. 16	at N.C. State	L	1-0
Mar. 16	at N.C. State	W	6-1

Mar. 20	E. Connecticut State	W	6-1
Mar. 21	E. Connecticut State	W	14-1
Mar. 22	Charlotte	W	5-2
Mar. 22	Charlotte	W	14-0
Mar. 24	Virginia Tech	L	6-3
Mar. 25	Virginia Tech	W	6-2
Mar. 29	at UNC Wilmington	L	2-1
Mar. 20	Virginia	L	11-9
Apr. 1	Maryland	W	10-5
Apr. 2	at North Carolina	L	9-8
Apr. 6	Campbell	W	5-2
Apr. 7	William & Mary	W	14-1
Apr. 8	Davis and Elkins	W	6-2
Apr. 9	North Carolina	W	7-6
Apr. 10	UNC Wilmington	W	17-15
Apr. 14	Pembroke State	W	3-2
Apr. 15	Pembroke State	L	8-0
Apr. 15	Pembroke State	L	7-2
Apr. 18	N.C. State	L	1-0
Apr. 18	N.C. State	L	3-1
Apr. 19	VCU	W	10-2
Apr. 20	Liberty	W	10-5
Apr. 21	Liberty	W	6-5
Apr. 24	Virginia Wesleyan	W	6-5
Apr. 25	at Campbell	L	3-2
Apr. 27	Methodist	L	3-0
Apr. 27	Methodist	W	4-0
Apr. 28	at Barton	L	3-2
Apr. 30	Barton	W	10-7
May 1	N.C. Wesleyan	L	12-9
May 1	N.C. Wesleyan	W	13-0
May 5	South Carolina	L	3-2
May 6	South Carolina	W	5-4

1980

28-7 Overall

Head Coach: Hal Baird

Mar. 9	Connecticut	W	2-1
Mar. 9	Connecticut	W	1-0
Mar. 10	Connecticut	W	4-3
Mar. 10	Connecticut	W	6-3
Mar. 12	at Charlotte	W	5-3
Mar. 14	at South Carolina	L	7-2
Mar. 16	Virginia	L	11-9
Mar. 17	Richmond	W	4-1
Mar. 19	at William & Mary	W	16-2
Mar. 22	at Richmond	W	10-3
Mar. 23	Ohio	W	1-0
Mar. 24	Ohio	W	4-2
Mar. 27	at N.C. State	W	6-5
Mar. 27	at N.C. State	W	10-4
Mar. 30	Fairfield	W	7-4
Apr. 2	Fairfield	L	10-9
Apr. 3	North Carolina	W	10-3
Apr. 5	Southern Vermont	W	12-1
Apr. 6	Southern Vermont	W	forfeit
Apr. 8	at Campbell	W	6-0
Apr. 10	at North Carolina	L	12-8
Apr. 12	Maryland	L	8-6
Apr. 13	at UNC Wilmington	W	7-4
Apr. 14	at UNC Wilmington	W	8-5
Apr. 19	UNC Wilmington	W	11-6
Apr. 22	at Barton	W	5-4
Apr. 22	at Barton	W	12-7
Apr. 23	N.C. Wesleyan	W	7-1
Apr. 23	N.C. Wesleyan	W	3-1
Apr. 25	Charlotte	W	3-2
Apr. 26	UNC Wilmington	W	4-0
Apr. 27	Barton	W	6-0
Apr. 27	Barton	W	4-0

NCAA Northeast Regional

(Orono, Maine)

May 23	vs. Harvard	L	7-3
May 24	vs. Maine	L	2-1

East Carolina Pirates

1981

28-15 Overall

Head Coach: Hal Baird

Mar. 7	N.C. State	W	2-0
Mar. 8	William & Mary	W	10-3
Mar. 9	William & Mary	W	10-6
Mar. 13	Connecticut	W	8-7
Mar. 14	Virginia	L	6-5
Mar. 15	Virginia	W	14-5
Mar. 15	Connecticut	L	3-1
Mar. 18	Clemson	L	14-4
Mar. 19	Clemson	W	4-1
Mar. 21	Yale	W	4-3
Mar. 21	Yale	W	3-2
Mar. 22	Fairfield	L	7-6
Mar. 23	Princeton	W	10-4
Mar. 24	Princeton	W	1-0
Mar. 26	Fairfield	W	4-1
Mar. 27	at William & Mary	L	4-3
Mar. 28	Fairfield	W	9-6
Mar. 31	at Barton	W	5-2
Mar. 31	at Barton	W	12-1
Apr. 2	at N.C. State	L	4-3
Apr. 3	at Charlotte	W	11-0
Apr. 4	at Campbell	W	7-5
Apr. 4	at Campbell	W	13-2
Apr. 7	North Carolina	L	4-3
Apr. 9	at N.C. Wesleyan	W	19-6
Apr. 11	at UNC Wilmington	L	6-3
Apr. 12	at UNC Wilmington	L	3-1
Apr. 16	Virginia Military	W	14-3
Apr. 16	Virginia Military	W	6-3
Apr. 17	Charleston Southern	W	3-2
Apr. 17	Charleston Southern	W	5-3
Apr. 18	Charleston Southern	W	9-7
Apr. 20	Campbell	W	2-1
Apr. 20	Campbell	L	9-0
Apr. 21	Davis and Elkins	W	1-0
Apr. 22	Barton	W	5-3
Apr. 22	Barton	W	3-1
Apr. 23	Davis and Elkins	L	12-5
Apr. 24	Charlotte	W	13-1
Apr. 25	UNC Wilmington	L	4-3
Apr. 26	UNC Wilmington	L	9-3
Apr. 27	N.C. Wesleyan	L	9-3
May 3	at North Carolina	L	4-3

1982

34-14 Overall

6-3 ECRC South (3rd)

Head Coach: Hal Baird

Mar. 4	Virginia Wesleyan	W	10-8
Mar. 5	James Madison	W	3-0
Mar. 8	at Clemson	L	2-1
Mar. 9	at Clemson	L	6-3
Mar. 10	at Char. Southern	L	4-3
Mar. 10	at Char. Southern	W	6-2
Mar. 12	Connecticut	W	11-0
Mar. 13	Connecticut	W	9-2
Mar. 14	Connecticut	W	4-2
Mar. 14	Connecticut	W	12-3
Mar. 16	Fairfield	W	9-1
Mar. 17	Fairfield	W	9-0
Mar. 18	George Mason	W	7-0
Mar. 19	George Mason	W	4-3
Mar. 23	Old Dominion	L	4-1
Mar. 26	Ohio	W	8-1
Mar. 27	Richmond	W	11-1
Mar. 27	Ohio	W	2-1
Mar. 28	Ohio	W	6-5
Mar. 30	at Virginia	W	18-10
Mar. 31	at William & Mary	W	8-2
Mar. 31	at William & Mary	L	6-4
Apr. 1	at Richmond	L	13-6
Apr. 2	Catawba	W	9-6
Apr. 7	at N.C. State	W	2-0
Apr. 7	at N.C. State	W	4-2
Apr. 9	at Campbell	L	13-5
Apr. 12	at North Carolina	W	2-1

Apr. 14	at Barton	W	14-7
Apr. 14	at Barton	W	13-6
Apr. 15	N.C. State	L	11-8
Apr. 15	N.C. State	L	4-1
Apr. 16	Campbell	L	2-1
Apr. 17	Campbell	W	7-0
Apr. 18	Charlotte	W	14-7
Apr. 19	at UNC Wilmington	L	7-3
Apr. 22	N.C. Wesleyan	W	5-1
Apr. 24	UNC Wilmington	L	5-3
Apr. 26	at N.C. Wesleyan	W	11-5
Apr. 28	Barton	W	4-3
Apr. 28	Barton	W	5-0

ECAC South Tournament (Harrisonburg, Va.)

May 13	James Madison	W	8-2
May 14	Catholic	W	7-4
May 15	Catholic	W	8-4

NCAA East Regional (Columbia, S.C.)

May 27	vs. Old Dominion	L	2-1
May 28	vs. North Carolina	W	1-0
May 29	vs. West Virginia	L	4-1

1983

21-17-1 Overall

2-3-1 ECRC South

Head Coach: Hal Baird

Mar. 2	VCU	W	2-1
Mar. 3	Barton	W	5-0
Mar. 4	at N.C. State	L	13-7
Mar. 8	N.C. State	L	4-1
Mar. 10	VCU	W	8-6
Mar. 10	VCU	W	3-2
Mar. 11	VCU	W	10-0
Mar. 12	Connecticut	W	8-3
Mar. 12	Connecticut	W	9-8
Mar. 13	Connecticut	W	11-10
Mar. 14	Fairfield	W	13-6
Mar. 15	Fairfield	W	8-4
Mar. 19	George Mason	L	6-2
Mar. 19	George Mason	W	5-0
Mar. 21	at N.C. State	L	10-5
Mar. 22	at Campbell	L	7-1
Mar. 23	Ohio	W	5-3
Mar. 28	at Char. Southern	W	13-8
Mar. 29	at Char. Southern	L	1-0
Mar. 30	at UNC Wilmington	W	6-5
Apr. 1	UNC Wilmington	L	1-0
Apr. 4	at North Carolina	L	9-1
Apr. 5	Old Dominion	L	13-2
Apr. 6	Virginia Wesleyan	W	8-5
Apr. 11	N.C. Wesleyan	L	12-6
Apr. 12	at N.C. Wesleyan	L	5-4
Apr. 14	North Carolina	L	9-1
Apr. 15	at American	W	8-4
Apr. 15	at American	T	1-1
Apr. 16	at William & Mary	L	5-4
Apr. 17	at Richmond	L	6-3
Apr. 19	at UNCW	W	6-0
Apr. 22	Campbell	L	10-1
Apr. 23	Campbell	W	8-7
Apr. 25	Barton	L	8-4
Apr. 29	Charleston Southern	W	6-1
Apr. 30	Charleston Southern	W	14-2
Apr. 30	at Old Dominion	W	7-5
May 1	Barton	L	3-2
May 1	Barton	W	3-1

1984

34-13 Overall

7-2 ECRC South (1st)

National Rank: 20th (CB)

Head Coach: Hal Baird

Mar. 1	Barton	W	1-0
Mar. 1	Barton	L	3-2
Mar. 3	at Campbell	W	8-3
Mar. 9	Virginia Wesleyan	L	5-4
Mar. 10	Princeton	W	5-4

Mar. 11	Fairfield	W	8-1
Mar. 12	Fairfield	L	6-4
Mar. 13	Fairfield	W	5-2
Mar. 14	George Mason	W	8-3
Mar. 15	George Mason	W	7-1
Mar. 16	Connecticut	W	7-6
Mar. 17	Connecticut	W	8-4
Mar. 17	Connecticut	W	5-4
Mar. 21	Northwestern	L	4-2
Mar. 21	Northwestern	W	3-1
Mar. 22	Ohio	W	10-2
Mar. 22	Ohio	W	7-5
Mar. 23	Ohio	W	11-2
Mar. 24	American	W	11-2
Mar. 24	American	L	6-5
Mar. 27	North Carolina	W	6-4
Mar. 31	at William & Mary	L	8-2
Apr. 1	James Madison	W	4-3
Apr. 2	at North Carolina	L	17-5
Apr. 5	N.C. State	L	7-6
Apr. 7	at Richmond	W	6-4
Apr. 8	at James Madison	W	3-1
Apr. 11	at N.C. Wesleyan	W	18-7
Apr. 12	at VCU	W	11-1
Apr. 14	at Virginia Wesleyan	W	7-2
Apr. 17	at UNC Wilmington	W	9-7
Apr. 18	UNC Wilmington	W	8-6
Apr. 19	VCU	L	6-2
Apr. 21	N.C. Wesleyan	W	7-5
Apr. 24	N.C. Wesleyan	L	9-5
Apr. 25	Barton	W	7-2
Apr. 25	Barton	W	13-1
Apr. 26	William & Mary	W	4-1

ECAC South Tournament (Harrisonburg, Va.)

May 10	vs. Georgetown	L	4-1
May 11	vs. LaSalle	W	5-0
May 12	vs. Georgetown	W	7-6
May 12	vs. James Madison	W	4-3
May 13	vs. James Madison	W	9-5

NCAA South Regional (Tallahassee, Fla.)

May 24	vs. South Alabama	W	5-4
May 25	vs. Florida State	W	7-4
May 26	vs. Miami	L	6-4
May 27	vs. South Alabama	L	18-2

1985

32-14 Overall

12-4 ECRC South (1st)

Head Coach: Gary Overton

Feb. 24	Barton	W	5-0
Mar. 5	St. Augustine's	W	5-1
Mar. 5	St. Augustine's	W	6-2
Mar. 6	Barton	W	27-15
Mar. 7	VCU	W	5-4
Mar. 8	N.C. State	L	6-0
Mar. 10	Fairfield	L	12-2
Mar. 11	Fairfield	W	10-2
Mar. 12	Fairfield	W	14-6
Mar. 13	Purdue	W	8-2
Mar. 14	Eastern Kentucky	W	9-2
Mar. 15	Connecticut	W	10-7
Mar. 16	Connecticut	W	6-5
Mar. 16	Connecticut	L	6-1
Mar. 18	Maryland	W	3-2
Mar. 20	at UNC Wilmington	W	3-2
Mar. 20	at UNC Wilmington	L	8-3
Mar. 21	North Carolina	L	19-5
Mar. 27	Ohio	W	7-6
Mar. 27	Ohio	W	9-1
Mar. 28	Ohio	L	6-5
Mar. 30	James Madison	L	9-2
Mar. 30	James Madison	W	11-6
Mar. 31	James Madison	W	11-10
Apr. 2	at Barton	W	10-4
Apr. 2	at Barton	W	10-5
Apr. 4	at North Carolina	L	13-2

Apr. 5	American	W	7-1
Apr. 5	American	W	9-8
Apr. 6	American	W	17-3
Apr. 8	Richmond	L	6-4
Apr. 8	Richmond	W	4-3
Apr. 9	at N.C. State	W	18-6
Apr. 11	N.C. Wesleyan	W	6-5
Apr. 13	Virginia Wesleyan	W	9-1
Apr. 17	William & Mary	W	3-2
Apr. 17	William & Mary	W	5-0
Apr. 20	at George Mason	L	7-2
Apr. 20	at George Mason	W	16-3
Apr. 21	at George Mason	W	16-8
Apr. 24	UNC Wilmington	W	8-4
May 2	at Campbell	L	5-4
May 11	Campbell	L	3-2

ECAC South Tournament (Greenville, N.C.)

May 16	George Mason	L	7-2
May 17	New York Tech	W	5-4
May 18	Iona	L	6-5



The 1986 Pirates became the first team in school history to win 40 games in a season.

1986

40-10 Overall

13-5 CAA (Tie-1st)

Head Coach: Gary Overton

Mar. 1	Barton	W	2-0
Mar. 1	Barton	W	3-2
Mar. 3	St. Augustine	W	13-3
Mar. 3	St. Augustine	W	8-2
Mar. 8	William & Mary	W	10-1
Mar. 8	William & Mary	W	2-0
Mar. 9	Fairfield	W	20-3
Mar. 11	VCU	W	9-8
Mar. 12	Fairfield	W	4-3
Mar. 13	Fairfield	W	10-3
Mar. 15	Connecticut	W	6-3
Mar. 16	Virginia	W	9-5
Mar. 18	Pittsburgh-Bradford	W	12-0
Mar. 18	Pittsburgh-Bradford	W	9-0
Mar. 22	Richmond	W	2-1
Mar. 22	Richmond	L	4-3
Mar. 23	Vermont	W	9-8
Mar. 24	Slippery Rock	W	5-2
Mar. 25	Ohio	W	8-6
Mar. 25	Ohio	W	10-5
Mar. 26	Ohio	W	5-0
Mar. 29	at James Madison	L	9-0
Mar. 29	at James Madison	L	5-3
Mar. 30	at James Madison	W	9-6
Mar. 31	at VCU	L	5-4
Apr. 2	at Barton	W	4-1
Apr. 3	at N.C. State	W	7-6
Apr. 5	George Mason	W	9-3
Apr. 5	George Mason	W	6-4
Apr. 6	George Mason	W	8-6
Apr. 9	at Richmond	W	13-4
Apr. 10	North Carolina	W	9-6
Apr. 12	Mount Olive	W	10-1
Apr. 16	at William & Mary	W	2-0
Apr. 17	at North Carolina	L	6-5
Apr. 19	at American	W	9-2
Apr. 19	at American	W	13-6

East Carolina Pirates

Apr. 20	at American	W	11-5
Apr. 24	N.C. State	L	10-1
Apr. 26	UNC Wilmington	L	9-3
Apr. 26	UNC Wilmington	W	11-7
Apr. 28	Virginia Wesleyan	W	9-3
May 2	N.C. Wesleyan	W	11-6
May 3	at N.C. Wesleyan	L	6-4
May 9	at N.C. State	W	9-5

CAA Tournament (Greenville, N.C.)

May 15	Richmond	L	4-0
May 16	James Madison	W	7-6
May 17	UNC Wilmington	W	9-8
May 17	Richmond	W	12-8
May 18	Richmond	L	8-5

1987

26-17 Overall

8-7 CBA (4th)

Head Coach: Gary Overton

Mar. 5	Barton	W	10-5
Mar. 8	Fairfield	W	29-6
Mar. 11	Fairfield	W	11-2
Mar. 11	Rhode Island	W	5-0
Mar. 13	UMass-Dartmouth	W	6-0
Mar. 14	VCU	L	2-1
Mar. 15	at N.C. State	L	17-1
Mar. 21	James Madison	W	9-3
Mar. 21	James Madison	W	8-2
Mar. 22	James Madison	W	4-3
Mar. 24	Rider	W	6-5
Mar. 24	Rider	W	7-5
Mar. 28	at William & Mary	W	13-3
Mar. 29	at William & Mary	W	26-0
Mar. 29	at William & Mary	W	5-4
Apr. 1	Barton	W	15-8
Apr. 4	Richmond	L	8-2
Apr. 4	Richmond	W	14-4
Apr. 5	Richmond	L	9-5
Apr. 8	Old Dominion	L	10-6
Apr. 12	St. Augustine's	W	4-3
Apr. 12	St. Augustine's	L	4-2
Apr. 17	St. Bonaventure	W	4-2
Apr. 17	St. Bonaventure	L	5-4
Apr. 17	St. Bonaventure	W	14-0
Apr. 18	at VCU	L	11-5
Apr. 22	at North Carolina	W	10-2
Apr. 26	at UNC Wilmington	L	8-4
Apr. 26	at UNC Wilmington	L	12-2
Apr. 27	at UNC Wilmington	W	7-5
May 2	at George Mason	L	4-2
May 2	at George Mason	L	7-1
May 3	at George Mason	L	3-0
May 6	N.C. State	L	17-8
May 7	N.C. Wesleyan	W	7-3

CAA Tournament (Richmond, Va.)

May 14	vs. George Mason	W	5-3
May 15	vs. James Madison	L	6-2
May 16	vs. George Mason	W	8-4
May 16	vs. UNC Wilmington	W	10-3
May 17	vs. James Madison	W	11-10
May 17	vs. James Madison	W	14-11

NCAA Atlantic Regional (Tallahassee, Fla.)

May 21	vs. Florida State	L	10-5
May 22	vs. Central Michigan	L	17-9

1988

33-14 Overall

8-6 CBA (Tie-2nd)

Head Coach: Gary Overton

Feb. 27	Virginia	W	11-10
Feb. 27	Virginia	L	4-3
Feb. 28	Virginia	L	6-5
Feb. 28	George Wash.	W	5-4
Mar. 2	St. Augustine's	W	4-3
Mar. 2	St. Augustine's	W	20-4
Mar. 5	Providence	W	8-3

Mar. 5	Providence	W	12-5
Mar. 6	Fairfield	W	13-0
Mar. 7	Fairfield	W	11-2
Mar. 8	Fairfield	W	23-6
Mar. 11	FDU-Madison	W	18-5
Mar. 11	VCU	L	5-4
Mar. 14	Connecticut	W	5-0
Mar. 15	Connecticut	L	10-2
Mar. 17	Vermont	W	3-1
Mar. 17	Vermont	W	3-2
Mar. 19	at UNC Wilmington	L	3-2
Mar. 19	at UNC Wilmington	L	6-5
Mar. 20	at UNC Wilmington	W	7-4
Mar. 23	Campbell	L	7-4
Mar. 24	Cleveland State	W	10-2
Mar. 27	James Madison	L	5-0
Mar. 27	James Madison	L	2-1
Mar. 30	St. Bonaventure	W	6-5
Mar. 30	St. Bonaventure	W	15-3
Apr. 2	William & Mary	W	5-0
Apr. 2	William & Mary	W	13-2
Apr. 3	William & Mary	W	7-6
Apr. 6	Liberty	W	7-3
Apr. 9	at George Mason	W	8-7
Apr. 9	at George Mason	L	12-10
Apr. 10	at George Mason	L	3-1
Apr. 14	Mount Olive	W	9-1
Apr. 16	Richmond	W	9-1
Apr. 16	Richmond	W	7-5
Apr. 17	Richmond	W	9-8
Apr. 21	North Carolina	W	3-1
Apr. 22	at North Carolina	L	16-5
Apr. 25	Barton	W	10-2
Apr. 30	Gardner-Webb	W	10-1
Apr. 30	Gardner-Webb	W	9-4
May 1	Gardner-Webb	W	9-4
May 7	Norfolk State	W	4-2

CAA Tournament (Richmond, Va.)

May 12	vs. William & Mary	W	9-1
May 13	vs. George Mason	L	10-2
May 14	at Richmond	L	15-2

1989

37-11 Overall

12-3 CBA (2nd)

Head Coach: Gary Overton

Feb. 18	Howard	W	8-1
Feb. 18	Howard	W	10-0
Mar. 3	St. Augustine's	W	11-0
Mar. 3	St. Augustine's	W	8-3
Mar. 5	Fairfield	W	14-4
Mar. 5	Fairfield	W	12-5
Mar. 6	Fairfield	W	10-5
Mar. 10	at South Carolina	L	7-4
Mar. 12	Connecticut	W	8-0
Mar. 12	Connecticut	W	7-2
Mar. 14	at N.C. State	W	5-3
Mar. 18	at James Madison	L	13-4
Mar. 18	at James Madison	W	10-8
Mar. 19	at James Madison	W	7-2
Mar. 21	Davis and Elkins	W	9-3
Mar. 25	at William & Mary	W	14-1
Mar. 26	at William & Mary	W	10-4
Mar. 26	at William & Mary	W	4-0
Mar. 30	Kent State	W	7-3
Apr. 1	George Mason	W	4-3
Apr. 1	George Mason	W	4-1
Apr. 2	George Mason	W	12-1
Apr. 4	Charleston Southern	W	5-2
Apr. 4	Charleston Southern	W	9-4
Apr. 8	at Richmond	W	4-3
Apr. 8	at Richmond	W	5-4
Apr. 9	at Richmond	W	5-1
Apr. 12	at Virginia	L	3-2
Apr. 15	UNC Wilmington	L	5-3
Apr. 15	UNC Wilmington	W	9-0
Apr. 16	UNC Wilmington	L	4-3
Apr. 18	at Old Dominion	L	7-5

Apr. 21	VCU	L	14-7
Apr. 22	VCU	W	7-4
Apr. 23	Barton	W	6-0
Apr. 23	Barton	W	11-4
Apr. 28	Mount Olive	W	9-2
Apr. 28	Mount Olive	W	2-0
May 5	Norfolk State	W	6-3
May 6	N.C. Wesleyan	W	4-1
May 9	at North Carolina	L	14-4

CAA Tournament (Wilmington, N.C.)

May 11	vs. George Mason	L	4-2
May 12	at UNC Wilmington	W	6-1
May 13	vs. James Madison	W	4-3
May 14	vs. George Mason	W	4-2
May 15	vs. Richmond	W	2-1

NCAA East Regional (Gainesville, Fla.)

May 25	at Florida	L	11-6
May 26	vs. Villanova	L	10-6

1990

47-9 Overall

11-2 CBA (1st)

Head Coach: Gary Overton

Feb. 17	Barton	W	4-1
Feb. 18	Mount Olive	W	22-14
Feb. 18	Mount Olive	W	15-0
Feb. 24	Virginia	W	5-3
Feb. 24	Virginia	W	2-1
Feb. 25	Virginia	W	8-3
Feb. 28	St. Augustine's	W	13-1
Feb. 28	St. Augustine's	W	8-2
Mar. 2	at Auburn	W	5-4
Mar. 3	at Auburn	L	9-6
Mar. 4	Fairfield	W	11-5
Mar. 5	Fairfield	W	16-7
Mar. 6	Radford	W	7-6
Mar. 7	Western Carolina	W	7-2
Mar. 8	Western Carolina	W	12-0
Mar. 9	SUNY Binghamton	W	3-2
Mar. 9	SUNY Binghamton	W	6-1
Mar. 11	Providence	W	20-2
Mar. 13	VCU	W	4-3
Mar. 14	UNC Asheville	W	4-3
Mar. 15	UNC Asheville	L	5-2
Mar. 16	UNC Asheville	L	7-2
Mar. 17	Howard	W	13-4
Mar. 17	Howard	W	18-0
Mar. 21	at Campbell	W	5-2
Mar. 27	at Duke	W	5-2
Mar. 31	Richmond	W	11-3
Mar. 31	Richmond	W	2-1
Apr. 3	North Carolina	W	2-1
Apr. 7	at UNC Wilmington	L	7-3
Apr. 7	at UNC Wilmington	W	12-3
Apr. 8	at UNC Wilmington	W	5-2
Apr. 10	at N.C. State	W	6-5
Apr. 11	at North Carolina	W	8-1
Apr. 14	James Madison	W	2-1
Apr. 14	James Madison	W	6-0
Apr. 15	James Madison	W	6-5
Apr. 18	N.C. State	W	6-5
Apr. 20	George Mason	L	5-4
Apr. 20	George Mason	W	10-3
Apr. 21	William & Mary	W	10-2
Apr. 21	William & Mary	W	10-6
Apr. 22	William & Mary	W	7-6
Apr. 23	at VCU	W	8-3
Apr. 24	at Virginia	L	9-6
Apr. 28	Campbell	W	17-3
May 3	at Winthrop	W	8-4
May 5	N.C. Wesleyan	L	7-1
May 6	Norfolk State	W	16-3

CAA Tournament (Wilmington, N.C.)

May 11	vs. William & Mary	W	16-4
May 12	vs. James Madison	W	13-5
May 13	vs. George Mason	W	11-6

May 14	vs. George Mason	W	12-7
--------	------------------	---	------

NCAA Atlantic Regional (Miami, Fla.)

May 25	vs. South Florida	W	4-2
May 27	vs. The Citadel	L	8-5
May 28	vs. N.C. State	L	8-1

1991

30-24-1 Overall

9-8 CBA (3rd)

Head Coach: Gary Overton

Feb. 20	Barton	L	8-6
Feb. 23	Howard	W	13-3
Feb. 23	Howard	W	5-4
Feb. 24	Howard	W	7-0
Feb. 27	North Carolina	L	2-1
Feb. 28	St. Augustine's	W	11-2
Feb. 28	St. Augustine's	L	3-1
Mar. 2	at Western Carolina	W	8-6
Mar. 5	at VCU	L	9-8
Mar. 9	George Mason	W	3-2
Mar. 9	George Mason	W	10-4
Mar. 10	Fairfield	L	7-6
Mar. 11	Fairfield	W	15-8
Mar. 14	UNC Asheville	L	7-5
Mar. 14	UNC Asheville	W	6-4
Mar. 15	UNC Asheville	W	11-8
Mar. 17	James Madison	W	11-8
Mar. 17	James Madison	L	5-3
Mar. 22	at William & Mary	W	12-3
Mar. 24	at Richmond	L	6-3
Mar. 24	at Richmond	L	4-2
Mar. 26	Maryland	W	4-2
Mar. 27	Maryland	W	9-4
Mar. 28	Jacksonville	W	6-4
Mar. 29	Jacksonville	T	7-7
Mar. 30	C.W. Post	L	10-7
Apr. 2	at N.C. State	L	13-6
Apr. 6	at James Madison	W	7-6
Apr. 6	at James Madison	L	2-1
Apr. 7	at George Mason	W	5-4
Apr. 7	at George Mason	L	6-2
Apr. 9	at North Carolina	W	3-2
Apr. 12	Richmond	L	5-4
Apr. 13	Richmond	L	4-3
Apr. 16	N.C. State	L	5-2
Apr. 23	at Campbell	W	13-5
Apr. 24	Old Dominion	L	2-0
Apr. 27	at UNC Wilmington	L	6-3
Apr. 28	at UNC Wilmington	W	4-1
Apr. 29	at Char. Southern	L	8-4
Apr. 29	at Char. Southern	L	6-5
May 4	Campbell	W	7-5
May 5	UNC Wilmington	W	10-6
May 6	UNC Wilmington	W	2-1
May 6	N.C. Wesleyan	W	8-7
May 11	VCU	L	5-1

CAA Tournament (Greenville, N.C.)

May 14	James Madison	W	9-8
May 15	George Mason	L	13-6
May 16	James Madison	W	9-6
May 16	George Mason	W	8-5
May 17	Richmond	W	4-2
May 17	Richmond	W	14-7

NCAA Midwest Regional (Wichita, Kan.)

May 24	at Wichita State	L	10-5
May 25	vs. Rider	W	6-5
May 26	vs. Ohio State	L	6-5

1992

25-24 Overall

7-10 CBA (5th)

Head Coach: Gary Overton

Feb. 16	Pembroke State	W	4-3
Feb. 19	Campbell	W	5-2
Feb. 20	UNC Greensboro	L	3-0
Feb. 26	at Coastal Carolina	L	17-2

East Carolina Pirates

Feb. 29	Howard	W	14-1
Feb. 29	Howard	W	6-2
Mar. 1	Howard	W	26-3
Mar. 4	St. Augustine's	L	4-1
Mar. 4	St. Augustine's	W	14-0
Mar. 7	Barton	W	6-5
Mar. 7	Barton	W	4-0
Mar. 8	Fairfield	W	9-3
Mar. 9	Fairfield	W	9-5
Mar. 12	at Campbell	W	13-12
Mar. 14	at George Mason	L	11-1
Mar. 14	at George Mason	W	5-4
Mar. 15	at George Mason	L	3-1
Mar. 18	Marist	W	19-9
Mar. 19	Marist	W	6-5
Mar. 21	at James Madison	L	5-1
Mar. 21	at James Madison	L	7-5
Mar. 22	at James Madison	L	4-3
Mar. 25	at N.C. State	L	6-2
Mar. 27	Erskine	L	3-0
Mar. 27	Erskine	L	2-1
Mar. 28	UNC Wilmington	W	1-0
Mar. 28	UNC Wilmington	W	3-2
Mar. 29	UNC Wilmington	W	8-7
Apr. 1	at UNC Greensboro	L	6-2
Apr. 4	at Maryland	L	12-8
Apr. 5	at Maryland	W	13-8
Apr. 7	N.C. State	L	7-4
Apr. 11	Old Dominion	W	8-7
Apr. 11	Old Dominion	L	14-3
Apr. 12	Old Dominion	W	6-1
Apr. 14	at Campbell	W	6-1
Apr. 15	North Carolina	L	5-1
Apr. 18	at Richmond	L	1-0
Apr. 18	at Richmond	L	8-0
Apr. 19	at Richmond	L	2-0
Apr. 22	VCU (11)	W	9-8
Apr. 25	William & Mary	L	7-4
Apr. 25	William & Mary	W	4-1
May 2	N.C. Wesleyan	L	5-3
May 3	VCU	W	6-5
May 5	Campbell	W	15-2

CAA Tournament (Greenville, N.C.)

May 12	vs. James Madison	L	2-1
May 14	vs. UNC Wilmington	L	9-7
May 17	UNC Wilmington (10)	L	7-6

1993

41-19 Overall

11-7 CAA (3rd)

Head Coach: Gary Overton

Feb. 12	at Georgia Southern	L	4-2
Feb. 13	at Georgia Southern	W	8-4
Feb. 14	at Georgia Southern	L	4-1
Feb. 17	at Campbell	W	7-6
Feb. 20	UNC Greensboro	W	3-0
Feb. 21	Charlotte	W	12-2
Feb. 22	North Carolina	W	8-4
Feb. 27	Howard	W	14-0
Feb. 27	George Washington	L	2-0
Feb. 28	Howard	W	4-0
Feb. 28	Howard	W	9-0
Mar. 3	Virginia State	W	9-1
Mar. 6	at Virginia Tech	L	14-2
Mar. 7	at Virginia Tech	L	6-5
(10)			
Mar. 8	St. Augustine's	W	9-2
Mar. 8	St. Augustine's	W	11-0
Mar. 10	at N.C. State	L	9-6
Mar. 13	James Madison	W	14-12
Mar. 14	James Madison	W	2-1
Mar. 14	James Madison	W	1-0
Mar. 16	Hartford	W	10-2
Mar. 18	Marist	W	2-0
Mar. 18	Marist	W	8-4
Mar. 20	at UNC Wilmington	W	10-2
Mar. 21	at UNC Wilmington	W	6-1
Mar. 21	at UNC Wilmington	L	6-4

Mar. 26	Erskine	W	5-3
Mar. 27	Erskine	W	7-2
Mar. 27	Erskine	W	3-1
Mar. 31	Campbell	W	11-2
Apr. 3	at Old Dominion	W	6-3
Apr. 3	at Old Dominion	L	3-1
Apr. 4	at Old Dominion	L	9-6
Apr. 8	at UNC Greensboro	L	6-5
Apr. 10	Richmond	W	2-1
Apr. 10	Richmond	W	3-2
Apr. 11	Richmond	W	8-4
Apr. 13	North Carolina	L	10-5
Apr. 14	at North Carolina	W	3-1
Apr. 17	at William & Mary	L	9-3
Apr. 18	at William & Mary	W	7-2
Apr. 18	at William & Mary	W	19-2
Apr. 20	Campbell	W	4-2
Apr. 21	VCU	L	4-3
(10)			
Apr. 24	George Mason	L	12-10
Apr. 24	George Mason	L	7-4
Apr. 25	George Mason	L	6-4
Apr. 28	at North Carolina	L	5-3
May 1	at Charlotte	W	8-2
May 4	N.C. State	W	8-6
May 8	N.C. Wesleyan	W	13-4
May 9	Barton	W	7-3
May 11	at VCU	W	9-4

CAA Tournament (Wilmington, N.C.)

May 19	at UNC Wilmington	W	3-2
May 21	vs. James Madison	W	8-4
May 21	vs. George Mason	W	7-4
May 23	vs. George Mason	W	9-4

NCAA Atlantic Regional (Atlanta, Ga.)

May 27	vs. South Carolina	L	6-5
May 28	vs. Liberty	W	6-0
May 29	vs. Ohio State	L	6-2

1994

36-18 Overall

8-9 CAA (5th)

Head Coach: Gary Overton

Feb. 5	at Florida	L	4-2
Feb. 5	at Florida	L	5-4
Feb. 6	at Florida	L	7-3
Feb. 16	Virginia State	W	18-2
Feb. 16	Virginia State	W	20-0
Feb. 22	at VCU	W	3-2
Feb. 23	VCU	W	6-1
Feb. 26	Howard	W	21-0
Feb. 26	Howard	W	9-0
Feb. 27	Howard	W	8-1
Mar. 4	Virginia Tech	W	7-3
Mar. 5	Virginia Tech	W	9-3
Mar. 7	Temple	W	17-7
Mar. 8	Temple	W	11-1
Mar. 9	Temple	W	9-4
Mar. 11	Yale	W	5-4
Mar. 12	UNC Wilmington	L	3-2
Mar. 12	UNC Wilmington	W	3-2
Mar. 13	UNC Wilmington	W	6-5
Mar. 14	Yale	W	7-6
Mar. 18	Erskine	W	12-1
Mar. 18	Erskine	W	4-1
Mar. 21	Georgia Southern	W	13-3
Mar. 22	Georgia Southern	W	4-2
Mar. 23	Georgia Southern	L	9-8
Mar. 26	Old Dominion	L	6-4
Mar. 26	Old Dominion	L	3-0
Mar. 27	Old Dominion	W	8-5
Mar. 30	Barton	W	9-3
Apr. 2	at Richmond	L	14-4
Apr. 2	at Richmond	W	5-2
Apr. 3	at Richmond	L	7-6
Apr. 6	at Campbell	L	4-3
Apr. 9	William & Mary	W	10-3
Apr. 9	William & Mary	L	12-6

Apr. 10	William & Mary	W	13-12
Apr. 12	at Duke	W	12-5
Apr. 13	North Carolina	W	6-3
Apr. 19	at N.C. State	L	9-3
Apr. 23	at James Madison	L	7-4
Apr. 23	at James Madison	L	5-4
Apr. 24	at James Madison	L	10-9
Apr. 27	at North Carolina	W	7-5
Apr. 30	N.C. State	L	7-4
May 1	Duke	W	4-3
May 4	Campbell	W	1-0
May 8	at George Mason	W	11-6
May 8	at George Mason	W	6-1
May 14	N.C. Wesleyan	W	3-2

CAA Tournament (Norfolk, Va.)

May 18	at UN.C. Wilmington	W	4-3
May 19	at Old Dominion	L	15-4
May 20	George Mason	W	4-3
May 21	Richmond	L	6-2

1995

29-26 Overall

5-13 CAA (6th)

Head Coach: Gary Overton

Feb. 11	Coppin State	W	20-1
Feb. 11	Coppin State	W	7-2
Feb. 11	Coppin State	W	15-3
Feb. 24	Howard	W	17-2
Feb. 24	Howard	W	15-2
Feb. 25	Howard	W	2-1
Feb. 25	Monmouth	W	7-1
Feb. 25	Monmouth	W	4-1
Feb. 26	Monmouth	W	13-1
Feb. 26	Monmouth	W	9-2
Feb. 26	Howard	W	10-1
Mar. 4	#South Carolina	L	8-4
Mar. 5	#Virginia Tech	L	10-4
Mar. 6	#North Carolina	W	6-4
Mar. 6	Drexel	L	5-1
Mar. 10	Yale	W	12-7
Mar. 11	Yale	W	12-5
Mar. 11	Marist	W	13-2
Mar. 12	Marist	W	6-0
Mar. 18	at Old Dominion	L	5-1
Mar. 18	at Old Dominion	W	2-1
Mar. 19	at Old Dominion	L	7-1
Mar. 22	^North Carolina	L	2-1
Mar. 25	Richmond	L	8-2
Mar. 25	Richmond	L	7-5
Mar. 26	Richmond	W	5-2
Mar. 27	Kent State	L	8-4
Mar. 29	Campbell	W	8-0
Apr. 1	George Mason	L	6-0
Apr. 1	George Mason	W	7-5
Apr. 2	George Mason	L	8-7
Apr. 8	at William & Mary	W	11-3
Apr. 8	at William & Mary	W	5-2
Apr. 9	at William & Mary	L	7-5
Apr. 13	Towson State	W	12-4
Apr. 13	Towson State	W	2-1
Apr. 15	James Madison	L	8-1
Apr. 15	James Madison	L	6-1
Apr. 16	James Madison	L	9-1
Apr. 18	Campbell	W	7-6
Apr. 20	at Duke	L	4-2
Apr. 22	at UNC Wilmington	L	5-4
Apr. 22	at UNC Wilmington	L	6-5
Apr. 23	at UNC Wilmington	L	6-4
Apr. 28	N.C. State	W	6-1
Apr. 29	at N.C. State	L	10-0
May 6	VCU	W	4-0
May 6	VCU	W	4-2
May 8	^Duke	W	9-3
May 9	N.C. State	L	10-1
May 10	at N.C. State	L	11-2
May 12	at Georgia Southern	L	5-2
May 13	at Georgia Southern	L	7-3

CAA Tournament (Kinston, N.C.)

May 17	vs. Richmond	L	10-3
May 18	vs. William & Mary	L	8-7

Wilmington, N.C.
^ Kinston, N.C.

1996

22-24 Overall

10-11 CAA (5th)

Head Coach: Gary Overton

Feb. 23	#UNC Asheville	L	7-1
Feb. 24	#Kentucky	W	5-4
Feb. 24	#Char. Southern	W	9-7
Feb. 25	#Tennessee	W	5-4
Mar. 2	Radford	W	3-1
Mar. 2	Radford	W	5-3
Mar. 3	^Radford	L	11-4
Mar. 3	^Radford	W	4-3
Mar. 11	Rider	W	11-5
Mar. 13	Rider	W	6-5
Mar. 13	Rider	W	11-2
Mar. 14	Yale	W	2-1
Mar. 20	Georgia Southern	L	5-4
Mar. 21	Georgia Southern	L	3-0
Mar. 23	William & Mary	W	3-0
Mar. 23	William & Mary	W	8-0
Mar. 24	William & Mary	W	6-2
Mar. 30	at James Madison	W	5-3
Mar. 30	at James Madison	L	4-0
Mar. 31	at James Madison	W	18-9
Apr. 2	Campbell	L	8-4
Apr. 6	at George Mason	L	4-3
Apr. 6	at George Mason	L	5-1
Apr. 7	at George Mason	W	12-2
Apr. 10	at Campbell	W	8-4
Apr. 13	UNC Wilmington	W	15-2
Apr. 13	UNC Wilmington	W	7-4
Apr. 14	UNC Wilmington	L	1-0
Apr. 16	N.C. State	L	9-1
Apr. 20	VCU	L	14-6
Apr. 20	VCU	W	5-1
Apr. 21	VCU	L	15-5
Apr. 25	Duke	L	6-5
Apr. 27	at Virginia	L	7-4
Apr. 28	at Virginia	L	6-5
May 3	Old Dominion	W	5-4
May 3	Old Dominion	L	6-4
May 4	Old Dominion	L	15-9
May 5	at Old Dominion	L	14-5
May 8	at N.C. State	L	11-8
May 10	at Richmond	L	10-9
May 10	at Richmond	L	11-2
May 11	at Richmond	L	16-6

CAA Tournament (Kinston, N.C.)

May 14	vs. George Mason	W	1-0
May 15	vs. Old Dominion	L	9-7
May 16	vs. VCU	L	10-0

Wilmington, N.C.
^ Kinston, N.C.

1997

29-27 Overall

10-11 CAA (Tie-4th)

Head Coach: Gary Overton

Feb. 7	at The Citadel	L	8-4
Feb. 8	% Appalachian State	L	8-7
Feb. 9	% Western Carolina	W	5-4
Feb. 15	Radford	W	4-3
Feb. 15	Monmouth	W	9-4
Feb. 16	Monmouth	W	6-1
Feb. 16	Radford	L	7-5
Feb. 18	at Georgia Southern	L	14-0
Feb. 19	at Georgia Southern	L	4-3
Feb. 21	\$ Rider	W	6-3
Feb. 22	\$ Villanova	W	6-5
Feb. 23	\$ West Virginia	W	19-10
Mar. 1	Virginia	W	13-10
Mar. 1	Virginia	L	6-5

East Carolina Pirates

Mar. 2	Virginia	L	15-2
Mar. 5	North Carolina	L	9-4
Mar. 6	West Virginia	L	4-1
Mar. 7	West Virginia	W	10-1
Mar. 9	St. John's	L	18-2
Mar. 10	St. John's	W	2-0
Mar. 10	St. John's	L	7-6
Mar. 15	William & Mary	W	15-8
Mar. 15	William & Mary	W	3-1
Mar. 16	William & Mary	W	16-3
Mar. 17	Yale	W	8-7
Mar. 22	at VCU	L	3-2
Mar. 22	at VCU	L	4-1
Mar. 23	at VCU	L	14-6
Mar. 24	The Citadel	L	19-6
Mar. 25	The Citadel	W	10-3
Mar. 26	Duke	W	9-4
Mar. 29	Richmond	W	6-3
Mar. 29	Richmond	W	6-3
Mar. 30	Richmond	W	9-6
Apr. 2	at N.C. State	L	9-7
Apr. 5	at Old Dominion	W	7-5
Apr. 5	at Old Dominion	L	4-3
Apr. 6	at Old Dominion	L	3-2
Apr. 9	at Campbell	W	11-10
Apr. 12	George Mason	L	27-17
Apr. 13	George Mason	L	8-2
Apr. 13	George Mason	L	6-3
Apr. 19	at UNC Wilmington	L	12-3
Apr. 19	at UNC Wilmington	W	4-3
Apr. 20	at UNC Wilmington	L	8-3
Apr. 22	at North Carolina	L	11-8
Apr. 26	at James Madison	W	7-6
Apr. 26	at James Madison	L	6-5
Apr. 27	at James Madison	W	16-6
May 6	Campbell	W	12-0
May 9	at West Virginia	W	13-8

CAA Tournament (Kinston, N.C.)

May 13	vs. George Mason	W	7-5
May 14	vs. UNC Wilmington	W	9-8
May 15	vs. Richmond	L	6-3
May 16	vs. William & Mary	W	3-2
May 17	vs. Richmond	L	9-8

% Charleston, S.C.
\$ Wilmington, N.C.

1998

30-29 Overall

10-11 CAA (Tie-4th)

Head Coach: Keith LeClair

Feb. 9	at Duke	L	3-2
Feb. 13	at Clemson	W	6-1
Feb. 14	at Clemson	L	16-4
Feb. 15	at Clemson	L	8-2
Feb. 19	at Elon	L	4-3
Feb. 21	Radford	W	7-1
Feb. 21	Radford	W	8-4
Feb. 22	Radford	W	10-6
Feb. 22	Radford	W	6-2
Feb. 24	UNC Greensboro	L	5-4
Feb. 27	Youngstown State	W	9-4
Feb. 28	Youngstown State	W	5-2
Mar. 1	Youngstown State	W	17-11
Mar. 4	Elon	W	7-5
Mar. 7	Georgia Southern	L	10-5
Mar. 7	Georgia Southern	L	9-6
Mar. 11	at Wake Forest	L	11-5
Mar. 14	at William & Mary	W	13-4
Mar. 14	at William & Mary	W	4-3
Mar. 15	at William & Mary	W	5-3
Mar. 17	Campbell	W	10-9
Mar. 18	Coastal Carolina	W	8-5
Mar. 21	VCU	L	9-8
Mar. 22	VCU	L	7-4
Mar. 22	VCU	L	5-3
Mar. 24	at Winthrop	L	14-9
Mar. 25	at Winthrop	L	8-5
Mar. 28	at Richmond	L	9-8

Mar. 28	at Richmond	L	6-3
Mar. 29	at Richmond	L	11-7
Mar. 31	at Campbell	L	7-6
Apr. 4	Old Dominion	W	2-1
Apr. 4	Old Dominion	W	6-5
Apr. 5	Old Dominion	W	3-1
Apr. 8	North Carolina A&T	W	15-10
Apr. 11	at George Mason	L	9-5
Apr. 11	at George Mason	L	8-7
Apr. 12	at George Mason	W	14-5
Apr. 15	vs. N.C. State	L	14-3
Apr. 18	UNC Wilmington	W	15-5
Apr. 18	UNC Wilmington	L	2-0
Apr. 19	UNC Wilmington	L	6-4
Apr. 21	Winthrop	L	12-10
Apr. 22	at N.C. State	W	10-7
Apr. 25	at Coll. of Charleston	W	10-8
Apr. 25	at Coll. of Charleston	L	8-2
Apr. 26	at Coll. of Charleston	W	21-7
Apr. 28	at UNC Greensboro	L	1-0
Apr. 29	at North Carolina	L	8-3
May 1	James Madison	L	9-8
May 1	James Madison	W	12-11
May 2	James Madison	W	14-6
May 5	Mount Olive	W	8-4
May 6	Mount Olive	W	10-0
May 9	Wake Forest	W	4-2
May 10	Duke	W	11-10

CAA Tournament (Kinston, N.C.)

May 12	vs. Old Dominion	W	6-2
May 13	vs. VCU	L	5-2
May 14	vs. George Mason	L	4-1



1999 – The 1999 Pirates became the first team in Colonial Athletic Association history to earn a No. 1 seed at an NCAA Regional.

1999

46-16 Overall

14-6 CAA (2nd)

National Rank: 18th (CB), 19th (BA), 23rd (USA Today)

Head Coach: Keith LeClair

Feb. 12	#North Carolina	L	8-3
Feb. 13	#Virginia	W	12-0
Feb. 14	#N.C. State	W	8-0
Feb. 20	Radford	W	9-3
Feb. 20	Radford	W	3-1
Feb. 21	Radford	L	11-7
Feb. 25	at Wake Forest	W	3-2
Feb. 27	Ohio	W	14-8
Feb. 27	Ohio	W	15-5
Feb. 28	Ohio	W	7-3
Mar. 3	Elon	W	13-3
Mar. 5	%Georgia	W	10-5
Mar. 5	%Ohio State	L	10-7
Mar. 6	%Miami	W	6-5
Mar. 7	%Ohio State	L	9-3
Mar. 10	Coll. of Charleston	W	11-10
Mar. 10	Coll. of Charleston	W	8-3
Mar. 13	UNC Asheville	W	11-5
Mar. 13	UNC Asheville	L	2-1
Mar. 16	Clemson	W	5-4
Mar. 17	Clemson	W	14-2

Mar. 20	Youngstown State	W	10-0
Mar. 20	Youngstown State	W	10-3
Mar. 21	Youngstown State	W	14-2
Mar. 23	UNC Greensboro	W	6-1
Mar. 24	at Campbell	W	5-4
Mar. 26	at James Madison	W	6-5
Mar. 27	at James Madison	W	11-2
Mar. 28	at James Madison	W	16-15
Mar. 30	Wake Forest	W	11-8
Mar. 31	at Coastal Carolina	L	4-3
Apr. 2	William & Mary	W	23-3
Apr. 3	William & Mary	W	8-6
Apr. 4	William & Mary	W	4-2
Apr. 7	Coastal Carolina	W	8-4
Apr. 9	at VCU	W	8-4
Apr. 10	at VCU	L	4-3
Apr. 14	at Elon	L	4-3
Apr. 16	Richmond	W	13-11
Apr. 17	Richmond	W	12-5
Apr. 18	Richmond	L	6-1
Apr. 21	at UNC Greensboro	W	9-8
Apr. 23	at Old Dominion	W	14-4
Apr. 24	at Old Dominion	W	9-2
Apr. 25	at Old Dominion	L	5-2
Apr. 27	North Carolina	W	8-6
Apr. 30	George Mason	W	15-0
May 1	George Mason	W	11-1
May 2	George Mason	L	6-2
May 4	Campbell	W	8-0
May 8	^N.C. State	L	3-2
May 13	at UNC Wilmington	L	4-2
May 15	at UNC Wilmington	W	9-5
May 15	at UNC Wilmington	L	9-3

CAA Tournament (Kinston, N.C.)

May 18	vs. William & Mary	W	10-3
May 20	vs. VCU	W	8-7
May 21	vs. Old Dominion	W	4-3
May 23	vs. Old Dominion	W	21-13

NCAA Regional (Baton Rouge, La.)

May 28	vs. Southern	W	13-2
May 29	vs. LSU	W	11-10
May 30	vs. LSU	L	12-10
May 31	vs. LSU	L	9-0

#Charleston, S.C.

%Coral Gables, Fla.

^Wilson, N.C.

2000

46-18 Overall

14-7 CAA (Tie-1st)

National Rank: 29th (CB)

Head Coach: Keith LeClair

Feb. 7	Duke	W	5-0
Feb. 11	#N.C. State	W	10-2
Feb. 12	#South Carolina	L	12-1
Feb. 13	#Maryland (10)	W	5-4
Feb. 18	George Washington	W	3-0
Feb. 19	George Washington	W	11-9
Feb. 20	George Washington	W	4-3
Feb. 23	at North Carolina	L	6-4
Feb. 25	Radford	W	20-6
Feb. 26	Radford	W	9-7
Feb. 27	Radford	W	6-5
Feb. 29	at Coastal Carolina	L	4-2
Mar. 4	Navy	W	10-9
Mar. 4	Navy	W	7-6
Mar. 5	Navy	W	3-2
Mar. 7	Duke	W	7-6
Mar. 8	Wake Forest	W	8-1
Mar. 10	Appalachian State	W	7-5
Mar. 11	Appalachian State	W	6-3
Mar. 12	Appalachian State	W	7-5
Mar. 14	at Clemson	L	7-0
Mar. 15	at Clemson	W	12-4
Mar. 17	Purdue	W	3-2
Mar. 17	Purdue	W	7-4
Mar. 18	Purdue	L	5-3

Mar. 22	Youngstown State	W	12-0
Mar. 24	James Madison	W	15-6
Mar. 25	James Madison	W	13-7
Mar. 26	James Madison	W	16-4
Mar. 29	at UNC Greensboro	W	4-3
Mar. 31	at William & Mary	W	9-6
Apr. 1	at William & Mary	W	6-5
Apr. 2	at William & Mary	W	4-2
Apr. 5	UNC Greensboro	L	15-7
Apr. 7	VCU	L	3-2
Apr. 8	VCU	W	2-1
Apr. 9	VCU	L	5-4
Apr. 11	at Campbell	L	4-3
Apr. 12	Coastal Carolina	W	9-4
Apr. 14	at Richmond	L	6-3
Apr. 16	at Richmond	W	5-3
Apr. 16	at Richmond	W	10-6
Apr. 18	North Carolina	L	8-2
Apr. 19	at Wake Forest	W	5-3
Apr. 21	Old Dominion	L	9-4
Apr. 22	Old Dominion	L	15-3
Apr. 23	Old Dominion	L	4-0
Apr. 25	Elon	W	5-1
Apr. 26	Campbell	W	9-2
Apr. 28	at George Mason	W	8-3
Apr. 29	at George Mason	W	9-6
Apr. 30	at George Mason	L	11-7
May 2	at Elon	L	7-5
May 11	UNC Wilmington	W	17-3
May 12	UNC Wilmington	W	7-6
May 13	UNC Wilmington	W	9-1

CAA Tournament (Manteo, N.C.)

May 16	vs. George Mason	W	8-3
May 18	vs. UNC Wilmington	W	5-4
May 19	vs. VCU	W	8-5
May 21	vs. VCU	W	7-6

NCAA Regional (Lafayette, La.)

May 26	vs. Marist	W	12-3
May 27	vs. La.-Lafayette	L	5-3
May 27	vs. Marist	W	8-7
(11)			
May 28	vs. La.-Lafayette	L	8-5

#Charleston, S.C.

2001

47-13 Overall

19-2 CAA (1st)

National Rank: 11th (CB, BA, USA Today)

Head Coach: Keith LeClair

Feb. 9	Western Carolina	W	9-5
Feb. 10	Western Carolina	W	6-0
Feb. 11	Western Carolina	W	12-1
Feb. 16	Siena	W	6-3
Feb. 17	Siena	W	9-2
Feb. 18	Siena	W	9-2
Feb. 21	at Duke	W	8-1
Feb. 23	Radford	W	4-1
Feb. 24	Radford	W	9-2
Feb. 25	Radford	W	10-3
Feb. 28	N.C. A&T	W	7-3
Mar. 2	Delaware	W	11-9
Mar. 2	Delaware	W	13-8
Mar. 3	Delaware (10)	L	10-7
Mar. 7	at Wake Forest	L	8-7
Mar. 8	Ball State	W	10-4
Mar. 9	Ball State (11)	W	9-8
Mar. 10	Ball State	W	3-2
Mar. 13	#Illinois State	W	9-6
Mar. 14	at Florida Atlantic	L	9-8
Mar. 16	at Miami (Fla.)	L	14-13
Mar. 17	at Miami (Fla.)	W	7-2
Mar. 18	at Miami (Fla.)	L	8-4
Mar. 21	Wake Forest	W	8-3
Mar. 23	at James Madison	W	9-7
Mar. 24	at James Madison	W	11-8
Mar. 25	at James Madison	W	8-7
Mar. 27	UNC Greensboro	L	9-5

East Carolina Pirates

Mar. 28	at Coastal Carolina	L	12-3
Mar. 30	William & Mary	W	7-4
Mar. 31	William & Mary	W	4-1
Apr. 1	William & Mary	W	8-4
Apr. 3	Elon	W	6-3
Apr. 4	Coastal Carolina	W	7-6
Apr. 6	at VCU	W	8-1
Apr. 7	at VCU	L	12-3
Apr. 8	at VCU	W	8-3
Apr. 10	Elon (10)	L	8-5
Apr. 11	at Elon	W	5-4
Apr. 13	Richmond	W	13-8
Apr. 14	Richmond	W	18-6
Apr. 15	Richmond	W	7-1
Apr. 17	at North Carolina	L	6-3
Apr. 20	at Old Dominion	W	11-4
Apr. 21	at Old Dominion	W	13-3
Apr. 22	at Old Dominion	W	13-1
Apr. 24	Duke	W	16-3
Apr. 25	at N.C. State (11)	W	6-4
Apr. 27	George Mason	W	5-4
Apr. 28	George Mason	W	2-1
Apr. 29	George Mason	W	9-3
May 2	N.C. State	W	9-3
May 10	at UNC Wilmington	W	3-0
May 11	at UNC Wilmington	W	11-0
May 12	at UNC Wilmington	L	1-0

NCAA Regional (Wilson, N.C.)

May 25	vs. UMBC	W	7-0
May 26	vs. South Florida	W	12-8
May 27	vs. Winthrop	W	7-3

NCAA Super Regional (Kinston, N.C.)

June 2	vs. Tennessee	L	13-10
June 3	vs. Tennessee	L	6-3

Boca Raton, Fla.



2002 – Pirates defeated Houston to capture the 2002 Conference USA Tournament Championship at Historic Grainger Stadium in Kinston, N.C.

2002

43-20-1 Overall

16-13-1 C-USA (6th)

National Rank: 24th (*USA Today*)

Head Coach: Keith LeClair

Feb. 15	Delaware	W	10-6
Feb. 16	Delaware (10)	W	3-2
Feb. 17	Delaware	W	9-0
Feb. 20	VCU	W	7-5
Feb. 22	New York Tech	W	13-1
Feb. 23	New York Tech	W	20-8
Feb. 24	New York Tech	W	5-3
Mar. 1	Central Florida	W	4-0
Mar. 3	Central Florida	W	7-4
Mar. 3	Central Florida	W	7-3
Mar. 5	at VCU	L	3-4
Mar. 8	Pace	W	13-6
Mar. 9	Pace	W	8-3
Mar. 10	Pace	W	4-3
Mar. 12	Old Dominion	L	6-9
Mar. 15	at Cincinnati	L	5-8
Mar. 16	at Cincinnati	W	7-0

Mar. 17	at Cincinnati (10)	T	5-5
Mar. 22	TCU	L	1-5
Mar. 23	TCU	L	4-8
Mar. 24	TCU	L	2-7
Mar. 26	at Old Dominion	W	9-5
Mar. 27	Campbell	W	2-0
Mar. 29	at UAB (10)	W	3-2
Mar. 30	at UAB	W	13-3
Mar. 31	at UAB	W	6-3
Apr. 2	Elon	W	4-0
Apr. 3	at Campbell	W	16-9
Apr. 5	Houston	W	5-4
Apr. 6	Houston	W	11-4
Apr. 7	Houston	L	3-7
Apr. 9	at Elon	L	1-3
Apr. 10	Duke	W	12-10
Apr. 12	at Charlotte	W	10-4
Apr. 13	at Charlotte	L	2-4
Apr. 14	at Charlotte	W	3-2
Apr. 17	North Carolina	W	2-1
Apr. 20	South Florida	W	5-3
Apr. 20	South Florida	L	8-10
Apr. 21	South Florida	W	8-4
Apr. 23	at Duke	W	8-1
Apr. 26	at Memphis	W	3-0
Apr. 27	at Memphis	W	11-3
Apr. 28	at Memphis	W	7-4
Apr. 30	at North Carolina	L	1-10
May 1	UNC Wilmington	W	3-1
May 3	Saint Louis	L	2-6
May 5	Saint Louis	L	1-2
May 5	Saint Louis	W	2-1
May 10	at Southern Miss	L	7-12
May 11	at Southern Miss	L	1-5
May 12	at Southern Miss	W	11-7
May 15	at UNC Wilmington	L	3-4
May 16	Louisville	L	1-14
May 17	Louisville	W	7-5
May 18	Louisville	L	0-7

C-USA Tournament (Kinston, N.C.)

May 22	vs. TCU	W	5-1
May 23	vs. South Florida	W	12-10
May 25	vs. South Florida	W	3-2
May 26	vs. Houston	W	4-0

NCAA Regional (Clemson, S.C.)

May 31	vs. Elon	W	13-7
June 1	at Clemson	L	2-4
June 1	vs. Georgia Southern	W	7-3
June 2	at Clemson	L	1-21

2003

34-27-1 Overall

17-13 C-USA (5th)

Head Coach: Randy Mazey

Feb. 14	Western Carolina	W	6-4
Feb. 14	Western Carolina	W	4-2
Feb. 15	Western Carolina	W	2-1
Feb. 19	N.C. State	L	4-5
Feb. 21	at UCF (12)	L	3-4
Feb. 22	at UCF	W	8-7
Feb. 23	at UCF	L	2-7
Feb. 26	Elon	W	8-3
Feb. 28	Delaware	W	7-5
Mar. 1	Delaware	W	12-0
Mar. 2	Delaware	W	14-3
Mar. 4	William & Mary	L	1-2
Mar. 5	at Elon (12)	T	5-5
Mar. 8	Appalachian State	W	9-0
Mar. 9	Appalachian State	W	5-2
Mar. 11	UNC-Wilmington	L	3-4
Mar. 12	at N.C. A&T	W	8-6
Mar. 14	at Houston (12)	W	1-0
Mar. 15	at Houston	L	1-2
Mar. 16	at Houston (10)	W	7-5
Mar. 18	N.C. A&T	W	12-2
Mar. 21	Charlotte	L	2-5
Mar. 22	Charlotte	W	15-4


Mar. 23	Charlotte	W	8-7
Mar. 25	Campbell	L	1-4
Mar. 26	at UNC Wilmington	L	3-4
Mar. 28	Cincinnati	W	5-2
Mar. 29	Cincinnati	W	8-4
Mar. 29	Cincinnati	L	3-4
Apr. 2	Duke	W	7-2
Apr. 4	at South Florida	W	5-4
Apr. 5	at South Florida	L	4-11
Apr. 6	at South Florida	W	5-2
Apr. 12	Memphis	W	3-2
Apr. 12	Memphis	L	1-8
Apr. 13	Memphis	W	3-2
Apr. 15	at Campbell	W	6-3
Apr. 16	North Carolina	L	4-8
Apr. 18	at TCU	L	2-8
Apr. 19	at TCU	L	3-4
Apr. 20	at TCU	L	6-12
Apr. 23	at North Carolina	L	6-7
Apr. 26	at Louisville	L	6-7
Apr. 26	at Louisville	W	8-5
Apr. 27	at Louisville	W	10-8
Apr. 30	at N.C. State	L	5-6
May 2	Southern Miss	L	3-6
May 3	Southern Miss	W	7-6
May 4	Southern Miss	W	7-3
May 9	UAB	W	11-8
May 10	UAB	L	8-12
May 11	UAB	W	12-9
May 15	at Tulane	W	8-7
May 16	at Tulane	L	4-5
May 17	at Tulane	L	4-14

C-USA Tournament (New Orleans La.)

May 21	vs. Houston	L	1-2
May 22	vs. Charlotte	W	8-5
May 23	vs. Houston	W	5-0
May 24	vs. Southern Miss	L	1-3

NCAA Regional (Atlanta G.A.)

May 30	vs. South Carolina	L	0-4
May 31	vs. Georgia Tech	W	10-3
May 31	vs. Stetson	L	4-9



2004 – The Pirates won the Conference USA regular season title en route to a school record 51 wins and its second Super Regional appearance in four years.

2004

51-13 Overall

25-5 C-USA (1st)

National Rank: 8th (BA), 9th (*USA Today*), 10th (NCBWA), 13th (CB)

Head Coach: Randy Mazey

Feb. 13	UNC Asheville	W	4-1
Feb. 14	UNC Asheville	W	8-0
Feb. 14	UNC Asheville	W	6-2
Feb. 18	Campbell	W	10-2
Feb. 20	Delaware	W	6-4
Feb. 21	Delaware	W	4-0
Feb. 22	Delaware	W	9-1
Feb. 24	N.C. A&T	W	2-0
Feb. 28	vs. Georgia Southern	W	7-1
Feb. 28	Clemson	W	3-2
Feb. 29	Clemson	W	6-4
Feb. 29	Georgia Southern	W	7-4

Mar. 5	at Arizona State	L	6-7
Mar. 6	at Arizona State	L	4-6
Mar. 7	at Arizona State	L	5-7
Mar. 10	Appalachian State	W	8-1
Mar. 12	Charleston Southern	W	9-0
Mar. 13	Charleston Southern	W	2-1
Mar. 14	Charleston Southern	W	8-2
Mar. 16	Marshall	W	8-2
Mar. 19	Tulane	W	6-3
Mar. 20	Tulane	L	10-14
Mar. 21	Tulane	L	0-9
Mar. 24	at Campbell	W	12-2
Mar. 26	at Memphis	L	5-6
Mar. 27	at Memphis	W	7-1
Mar. 28	at Memphis	W	8-4
Apr. 2	at Charlotte	W	8-0
Apr. 3	at Charlotte	W	13-5
Apr. 4	at Charlotte	W	24-13
Apr. 7	at Duke	W	7-5
Apr. 9	USF	W	6-4
Apr. 10	USF	W	10-5
Apr. 10	USF	W	11-1
Apr. 16	at Cincinnati	W	15-13
Apr. 17	at Cincinnati	W	32-14
Apr. 18	at Cincinnati	W	13-7
Apr. 21	at N.C. State	W	6-3
Apr. 23	Louisville	W	6-4
Apr. 24	Louisville	W	9-7
Apr. 25	Louisville	W	5-4
Apr. 30	Houston	W	11-10
May 1	Houston	W	5-3
May 2	Houston	W	9-5
May 4	UNC Wilmington	L	5-15
May 7	at Saint Louis	W	15-5
May 8	at Saint Louis	W	7-1
May 9	at Saint Louis	W	16-5
May 11	at UNC Wilmington	W	3-0
May 12	N.C. State	W	7-2
May 14	TCU	W	7-2
May 15	TCU	W	14-3
May 16	TCU	L	1-3
May 20	at Southern Miss	W	9-0
May 21	at Southern Miss	L	5-6
May 22	at Southern Miss	W	11-0

C-USA Tournament (Houston, Texas)

May 26	vs. Louisville	W	13-2
May 27	vs. Houston	L	5-6
May 28	vs. TCU	L	4-10

NCAA Regional (Kinston, N.C.)

June 5	vs. Stony Brook	W	8-2
June 6	vs. UNC Wilmington	W	11-4
June 7	vs. UNC Wilmington	W	7-0

NCAA Super Regional (Columbia, S.C.)

June 12	vs. South Carolina	L	2-4
June 13	vs. South Carolina	L	3-5

2005

35-26 Overall

18-12 C-USA (4th)

Head Coach: Randy Mazey

Feb. 11at (25)	Col. of Charleston	W	9-6
Feb. 12at (25)	Col. of Charleston	L	15-7
Feb. 13at (25)	Col. of Charleston	L	11-9
Feb. 18	at %Coastal Carolina	L	11-5
Feb. 19	vs. %West Virginia	W	8-2
Feb. 20	vs. % (21) Clemson	W	10-0
Feb. 25	vs. ^West Virginia	W	13-2
Feb. 26	vs. ^N.C. State	W	13-1
Mar. 4	#Michigan	W	2-1
Mar. 5	#Arizona State	L	10-3
Mar. 6	#(7) Georgia	W	7-1
Mar. 8	N.C. A&T	W	16-5
Mar. 12	Navy	W	6-5
Mar. 12	Navy	W	17-4
Mar. 13	Navy	W	14-0
Mar. 15	High Point	W	14-5
Mar. 18	at (3) Tulane	L	6-5

East Carolina Pirates

Mar. 19	at (3) Tulane	L 13-6	May 10	(23) N.C. State	L 3-0	Feb. 17	College of Charleston	W 5-0	Apr. 9	at UCF	W 8-1
Mar. 20	at (3) Tulane	L 8-6	May 11	at UNC Asheville	W 8-6	Feb. 18	College of Charleston	W 4-2	Apr. 12	(12) N.C. State	W 2-1(03)
Mar. 23	UNC Wilmington	W 12-8	May 13	at UAB	W 18-5	Feb. 19	College of Charleston	L 8-11	Apr. 14	Albany	W 16-5
Mar. 25	Charlotte	L 6-2	May 14	at UAB	W 8-6	Feb. 21	Duke	W 19-5	Apr. 15	Albany	W 11-3
Mar. 26	Charlotte	L 9-6	May 15	at UAB	W 6-5	Feb. 24	# Penn State	W 4-3	Apr. 16	Albany	W 13-9
Mar. 26	Charlotte	W 6-0	May 17	at (15) North Carolina	L 8-5	Feb. 25	# UNC Wilmington	W 11-2	Apr. 18	at (7) N.C. State	L 3-4(10)
Mar. 30	Campbell	W 6-5	May 19	Saint Louis	W 8-7	Feb. 26	# Virginia Tech	L 1-5	Apr. 21	Marshall	W 10-9
Apr. 1	at (32) TCU	L 8-5	May 20	Saint Louis	W 9-5	Feb. 28	Duke	W 17-4	Apr. 22	Marshall	W 10-9
Apr. 2	at (32) TCU	W 10-5	May 21	Saint Louis	L 6-0	Mar. 3	Stony Brook	W 12-0	Apr. 23	Marshall	L 3-5
Apr. 3	at (32) TCU	L 4-0	Conference USA Tournament (Hattiesburg, Miss)			Mar. 4	Stony Brook	W 4-0	Apr. 28	(20) Tulane	L 5-9
Apr. 6	N.C. State	L 11-4	May 25	vs. Houston	W 6-5	Mar. 5	Stony Brook	W 4-3	Apr. 29	(20) Tulane	W 13-3
Apr. 8	(27) Southern Miss	L 12-6	May 26	vs. Tulane	L 16-3	Mar. 8	N.C. A&T	W 14-3	Apr. 30	(20) Tulane	L 4-6
Apr. 9	(27) Southern Miss	W 7-5	May 27	vs. Houston	L 6-4	Mar. 10	at (7) Cal State Fullerton	L 0-5	May 5	(29) at Southern Miss	L 10-11
Apr. 10	(27) Southern Miss	W 10-6	NCAA Regional (Tempe, Ariz.)			Mar. 11	at (7) Cal State Fullerton	L 0-8	May 6	(29) at Southern Miss	L 5-8
Apr. 15	at Louisville	W 4-1	June 3	at (20) Arizona State	L 9-6	Mar. 12	at (7) Cal State Fullerton	L 1-8	May 7	(29) at Southern Miss	L 1-10
Apr. 16	at Louisville	W 9-8	June 4	vs. UNLV	L 5-3	Mar. 15	at UNC Wilmington	W 4-0	May 10	Coastal Carolina	W 10-3
Apr. 17	at Louisville	W 11-6	%Myrtle Beach, S.C.			Mar. 17	Marist	W 9-5	May 12	UAB	W 11-6
Apr. 19	(10) North Carolina	L 18-6	#Greenville, N.C.			Mar. 18	Marist	W 7-0	May 13	UAB	W 13-1
Apr. 20	N.C. State	L 3-0	^Charleston, S.C.			Mar. 19	Marist	W 5-2	May 14	UAB	W 12-2
Apr. 22	Memphis	W 12-0	2006			Mar. 22	UNC Wilmington	L 6-14	May 16	at Coastal Carolina	L 4-9
Apr. 23	Memphis	L 8-5	33-26 Overall			Mar. 24	at (2) Rice	W 4-3	May 18	at Memphis	L 6-9
Apr. 24	Memphis	W 3-0	10-14 C-USA (6th)			Mar. 25	at (2) Rice	L 5-8	May 19	at Memphis	L 6-14
Apr. 26	at The Citadel	W 3-0	Head Coach: Billy Godwin			Mar. 26	at (2) Rice	L 0-5	May 20	at Memphis	L 10-11
Apr. 29	Cincinnati	W 13-7	Feb. 10	Maryland	W 6-1	Mar. 29	at (21) N.C. State	L 4-5	Conference USA Tournament (Houston, Texas)		
Apr. 30	Cincinnati	L 3-2	Feb. 11	Maryland	L 0-1	Apr. 1	Houston	L 3-4	May 24	vs. (11) Tulane	W 4-2
May 1	Cincinnati	W 8-4	Feb. 12	Maryland	W 5-4	Apr. 2	Houston	W 3-0	May 25	vs. Houston	L 1-7
May 4	at UNC Wilmington	L 6-5				Apr. 4	N.C. A&T	W 14-2	May 26	vs. (11) Tulane	L 1-2
May 6	at USF	W 6-2				Apr. 7	at UCF	L 0-8	# Greenville, N.C.		
May 7	at USF	W 12-3				Apr. 8	at UCF	W 6-3			
May 8	at USF	L 10-0									

MISCELLANEOUS RECORDS

Largest Margin of Victory

26	at William & Mary (26-0)	3-29-87
24	UNCW (25-1)	4-11-78
23	Fairfield (29-6)	3-8-87
23	Howard (29-6)	3-1-92
21	Howard (21-0)	2-26-94

Largest Margin of Defeat

20	at Clemson (21-1)	6-2-02
16	at NC State (17-1)	3-15-87
16	vs. S. Alabama (18-2)	5-27-84
16	St. John's (18-2)	3-9-97
15	at Coastal Carolina (17-2)	2-26-92

Most Runs Scored, ECU

32	at Cincinnati (W, 32-14)	4-17-04
29	vs. Fairfield (W, 29-6)	3-8-87
27	vs. Barton (W, 27-15)	3-6-85
26	at Wm. & Mary (W, 26-0)	3-29-87
26	vs. Howard (W, 26-3)	3-1-92
25	vs. UNCW (W, 25-1)	4-11-78
24	at Charlotte (W, 24-13)	4-4-04

Most Runs Scored, Both Teams

46	at Cincinnati (W, 32-14)	4-17-04
44	G. Mason (L, 17-27)	4-12-97
42	Barton (W, 27-15)	3-6-85
37	at Charlotte (24-13)	4-4-04
36	Mt. Olive (W, 22-14)	2-18-90
35	Fairfield (W, 29-6)	3-8-87
34	vs. ODU (W, 23-13)	5-23-99

Longest Game, Innings

15	at North Carolina (W, 7-6)	4-9-79
14	at Pembroke State/ UNC Pembroke (W, 8-2)	4-20-73
13	N.C. State (W, 2-1)	4-12-06

12	at Houston (W, 1-0)	3-14-03
12	at Elon (T, 5-5)	3-5-03
12	at UCF (L, 3-4)	2-21-03

Earliest Season Opener

Feb. 5, 1994	at Florida	L, 2-4
Feb. 7, 1997	at The Citadel	L, 4-8
Feb. 7, 2000	Duke	W, 5-0
Feb. 9, 1998	at Duke	L, 3-2
Feb. 9, 2001	Western Carolina	W, 9-5
Feb. 10, 2006	Maryland	W, 6-1
Feb. 11, 1995	Coppin State	W, 20-1
Feb. 11, 2005	at College of Charleston	W, 9-6

Latest Season Finale

June 13, 2004	vs. South Carolina	(NCAA Super Regional)
June 4, 2005	vs. UNLV	(NCAA Regional)
June 3, 2001	vs. Tennessee	(NCAA Super Regional)
June 2, 2002	vs. Clemson	(NCAA Regional)
May 31, 1999	vs. LSU	(NCAA Regional)
May 29, 1982	vs. West Virginia	(NCAA Regional)
May 28, 1993	vs. Ohio State	(NCAA Regional)

Longest Hitting Streaks

28	Steve Sides	1987
23	Chad Tracy	2001
21	Jamie Paige	2004
17	Ryan Jones	2004
17	Trevor Lawhorn	2004
16	Ryan Wood	2006
16	Lee Delfino	2000
15	Ryan Tousley	2006
15	Ryan Norwood	2004
15	Joseph Hastings	2001
15	Erik Bakich	2000

All-Time Lettermen

A					
Jeff Abernathy	71				
Todd Abrams	87				
John Adams	87, 88, 89, 90				
Matt Aldridge	94				
Mike Aldridge	70, 71, 72				
Jim Ambrosius	90, 91				
Carey Anderson	68, 69				
Larry Anderson	78				
Mike Andrews	87, 88, 89				
Scott Andrews	03, 04, 05, 06				
Eric Angel	98				
Brian Antal	93				
Gary Averitte	74				
B					
Hal Baird	70, 71				
Vernon Baker	53, 54				
Erik Bakich	99, 00				
Johnny Banks	81				
Pat Barber	92				
Dennis Barbour	66, 67				
Carlton Barnes	62, 63, 64, 65				
John Barnes	62, 64				
Pete Barnes	62, 63, 64, 65				
John Barrow	72				
Addison Bass	73, 74, 75, 76				
Glen Bass	61				
Stephen Batts	06				
Tim Bayless	70, 71				
Geoff Beaston	73, 74, 75, 76				
Glynn Beck	89, 91, 92				
Johnny Beck	91, 92, 93, 94				
Jamie Bell	90, 91				
Fred Benevento	70				
Randy Bennett	81				
Billy Benson	95, 96, 97, 98				
Brien Berckman	87, 88, 89, 90				
Scott Bermingham	94				
Billy Best	77, 78, 79, 80				
Bruce Biggs	62, 63, 64				
Brent Billingsley	95				
Kyle Billingsley	94, 95				
Chuck Bishop	83				
Matt Bishop	02, 03, 04				
Richie Blackwell	92, 93, 94				
Wayne Bland	74, 75				
Daniel Boone	83, 84, 85, 87				
Jamie Borel	93, 94				
Tommy Boswell	88				
Robert Bovander	63, 64				
Preston Bowers	88				
Earl Boykin	61, 62				
Chris Bradberry	84, 85, 86				
Mike Bradshaw	71, 72, 73				
Brett Braxton	05				
Robert Brinkley	75, 76, 77, 78				
Will Brinson	00, 01, 02, 03				
Mickey Britt	77, 78, 79				
Rick Britton	94				
Wayne Britton	64, 65, 66				
Ricky Brooks	04, 05				
Calvin Brown	87, 88, 89, 90				
Jimmie Bryan	76				
Steve Bryant	75, 76				
Josh Bucy	97, 98, 99				
Parks Buie	96				
John Bullard	73, 74				
Dave Bumgarner	64				
Greg Bunn	02, 03, 04				
Mike Burbank	73, 74				
Robert Burbank	73, 74				
Dennis Burke	66, 67, 68				
Ayden Butler	92				
Charles Butler	82, 83, 84, 85				
Murrill Bynum	61, 62, 63				
C					
Al Calder	66				
Ashley Capps	01, 02, 03				
Glenn Card	75, 76				
Danny Carpenter	73, 74				
Jay Carraway	79, 80, 81, 82				
Jerry Carraway	76, 77, 78, 79				
Dennis Carrington	64				
Mont Carter	85, 86				
Chris Cauble	87, 88, 89				
Jeff Causey	93				
Brian Cavanaugh	02, 03, 04, 05				
Vernon Chadwick	64, 67				
Luke Cherry	02, 03				
Mike Christopher	84, 85				
Heath Clark	91, 92, 93, 94				
Conrad Clark	97, 98				
Cotton Clayton	61				
Stanley Coats	70				
Tommy Cobb	77				
Roy Coble	70, 71				
Mark Cockrell	83, 84, 85, 86				
Wally Cockrell	61				
Vince Colbert	67, 68				
Jason Colquitt	96, 97, 98				
Rodney Colvin	89				
Pete Conaty	76, 77, 78				
Don Conde	86, 87				
P.J. Connelly	04, 05				
Chuck Connors	63, 64, 65				
Drew Costanzo	04, 05				
Dick Corrada	68, 69, 70, 71				
Josh Constable	95, 96				
Mark Council	83, 84				
Ned Craft	77				
Phillip Cronan	93				
Larry Clayton	59, 60, 61				
Danny Culpepper	85, 86				
Jeff Culver	72				
Jack Curlings	81, 82, 83				
D					
Carl Daddons	64, 65, 66				
Carl Daniels	82				
David Daniels	89				
Jimmy Daniels	65, 66, 67				
Larry Daughtridg	77				
Bob Davidson	82, 83, 84				
Bill Davis	78, 79, 80				
Billy E. Davis	80				
Billy Davis	76, 77				
Butch Davis	78, 79, 80				
Norman Davis	73, 74				
Owen Davis	89, 90, 92				
Parker Davis	78, 79				
Jake Dean	06				
Jason DeHart	95				
Mike DeJesus	03				
Greg Delfino	99, 00, 01				
Rick Derechailo	79, 80				
Dominick Digiralamo	87, 88				
Cary Domanski	64				
Len Dowd	68, 69, 70, 71				
Josh Dowdy	06				
Bobby Draper	62				
Patrick Dunham	95, 96				
Denis Dunlap	94, 95, 96, 97				
Terry Durham	74, 75, 76, 77				
E					
Tommy Eason	89, 90, 91				
Troy Eason	71, 72, 73				
Russell Edmundson	67, 68, 69				
J.W. Edwards	62, 63				
Lamont Edwards	93, 94, 95, 96				
Dean Ehehalt	85, 86, 87				
Harrison Eldridge	05, 06				
Jack Elkins	72, 73, 74, 75				
Lyman Ellas	74				
Jason Elmore	95, 96				
Todd Evans	81, 82, 83, 84				
F					
Frank Fedak	93, 94				
Bob Feeney	73, 74, 75, 76				
Brian Fields	97, 98				
Bob Fisher	69				
Fran Fitzgerald	81, 82				
Tim Flaherty	95, 96, 97				
Thomas Fleetwood	74				
Mike Flye	04, 05, 06				
Glen Forbes	72, 73				
Steve Fornash	66, 67, 68				
Jimmy Forrest	97				
Dan Forson	94				
Richard Foster	66, 67				
Kevyn Fulcher	96, 97, 98, 99				
Greg Fulgham	72, 73				
Jabo Fulgham	83, 84				
G					
Ted Gaertner	86				
Griff Garner	76				
Stu Garrett	69, 70				
Warren Gaspar, Jr.	01, 02				
John Gast	89, 90, 91				
Eddie Gates	77, 78				
Alan Gay	79				
Spencer Gaylord	61, 63				
Chris Gentrup	98, 99				
Ken Gentry	75, 76				
Richard Gifford	65, 66, 67				
Jeff Ginn	84				
Rick Glover	67, 68, 69				
Steve Godin	88, 89, 90				
Cliff Godwin	98, 99, 00, 01				
Bill Goodwin	71, 72, 73, 74				
David Goins	68				
Mike Grace	04, 05				
Ken Graver	69, 70, 71				
Junior Green	62, 63				
Nathan Greene	61, 62				
Scott Greene	00, 02, 03				
Roger Greer	84				
Kevin Grieve	99, 00, 01				
Eric Grupton	88				
H					
John Hallow	80, 81, 82, 83				
Clarence Hardison	78, 80				
Greg Hardison	84, 85, 86				
Tim Hardison	78, 79				
Grant Harmon	92, 93				
Rob Harper	81				
Carter Harrell	04, 06				
Mike Harrington	03, 04				
Bobby Harrison	72, 73, 74, 75				
Lyle Hartgrove	91, 92, 93, 94				
Ron Hastings	68, 69, 70, 71				
Joseph Hastings	97, 99, 00, 01				
Jason Head	93, 94, 95, 96				
Joe Heavner	73, 74, 75, 76				
Richard Hedgecock	65, 66				
Roger Hedgecock	63, 65, 66, 67				
Brandon Henderson	06				
Todd Hendley	80, 81, 82				
Art Henretta	62				
Gary Herring	72, 73, 74, 75				
Jeff Hewitt	95, 96				
Paul Hill	86, 87				
Charlie Hines	92, 93				
Adam Hodges	05, 06				
Kelly Hodges	01, 03				
Mike Hogan	73, 74				
David Horne	83				
Skip Horton	71, 72, 73				
T.J. Hose	05, 06				
Jason Howard	96, 97, 98, 99				
Mitchell Hughes	67, 68, 69, 71				
Wayland Hunter	64, 65				
Justin Hyde	00				
J					
Jake Jacobs	86, 87, 88, 89				
Mike Jacobs	94				
Ollie Jarvis	64, 66				
Jonathan Jenkins	87, 88, 89, 90				
Brooks Jernigan	97, 98, 99				
Charlie Johnson	61, 62				
Junior Johnson	87				
Winfred Johnson	83, 84, 85, 86				
Antaine Jones	96, 97, 98				
Macon Jones	97, 98				
Ryan Jones	01, 02, 03, 04				
Bobby Joyce	62, 64				
Jeff Joyner	76				
K					
Jon Henry Kail	03				
Bob Kaylor	64, 65				
Tommy Kidd	62, 63				
Wayne King	68				

East Carolina Pirates

Keith Kurdewan	76, 77
Lee Kushner	92, 93

L

Richard Lamm	71, 72
Tim Langdon	88, 90
Robert Langston	83, 84, 85, 86
Jimmy Lanier	68, 69
Dave LaRussa	71, 72, 73, 74
Darryl Lawhorn	02, 03, 04
Trevor Lawhorn	04
Eddie Lawing	75
Scott Layden	77, 78
Billy Layton	92, 93, 94, 95
Bruce Leary	75, 76
Don Lee	75

Cody Leggett	05, 06
Ronnie Leggett	72, 73, 74
David Leisten	90, 91, 92
Stanley Letchworth	72
Allen Lewitz	72
Phillip Liles	72
Brett Lindgren	04, 05
Derek Lindsay	95, 96
Jason Lineberger	97
Eddie Loesner	94, 95
Michael Loyd	81
Billy Lucas	78
Bobby Lumkin	62

M

David Mabe	85
Jason Mandryk	99, 00, 01, 02
Jimmy Martin	57, 58, 59, 60
Mike Martin	84
Ryan Massimo	97, 98
Shane Mathews	04, 06
Kieran Mattison	00, 01, 02
Jay Mattox	05, 06
Robbie McClanahan	83, 84
Brian McCullen	03
Clayton McCullough	00, 01, 02
Howard McCullough	75, 76
Jay McGraw	85, 86, 87, 88
Rick McMahan	71, 72, 73, 74
Bryan McNeely	70, 71
Travis Meyer	95, 96
Jason Mills	92, 93, 94, 95
Mark Minicozzi	03, 04, 05
Foye Minton	98, 99, 00, 01
Earle Mobley	78, 79
Brandon Mohr	93, 94
James Molinari	99, 00
Dale Mollenhauer	05, 06
Lennie Mollo	86
Kevin Monroe	97, 98
Randy Monroe	74
Brazel Moore	64
Stancil Morse	91, 92, 93
Macon Moye	76, 78, 79, 80
Tom Moye	89, 90, 91, 92

N

Berry Narron	90, 91
John Narron	71, 72, 73, 74
Richard Narron	66, 67
Sam Narron	00, 01, 02
Bob Neff	79
Jason Neitz	03, 05, 06
Rusty Nelson	77
Chad Newton	95, 96

Ricky Nichols	83, 84
Robert Norman	69
Tommy Norman	62, 63, 64, 65
Ryan Norwood	02, 03, 04

O

Kevin Obholz	93
Kevin O'Sullivan	99, 01, 02, 03
Bill Outlaw	96, 97, 98, 99
Gary Overton	70, 71, 72, 73
Don Oxidine	70, 71, 72

P

Jamie Paige	01, 02, 03, 04
Jimmy Paige	72, 73
Pete Paradossi	75, 76, 77, 78
Jackie Parrish	65, 66
Kirk Parsons	81, 82
Bob Patterson	78, 80, 81, 82
John Payne	95, 96, 97, 98
Ryan Peisel	05
Davey Penny	00, 01, 02, 03
Rodney Perry	74
Pete Persico	80, 81
Jim Peters	70
Mike Peters	93
Brian Peterson	82, 83, 85
Jim Peterson	83, 84, 85, 86
Al Pierce	90, 91, 92, 93
Steven Pitt	93
John Poppert	01, 02, 03, 04
Wayne Post	70, 72
Joshua Potter	66
Randy Potter	76
Chris Powell	05, 06
Chad Puckett	92, 93, 94, 95

R

Ricky Ramey	78, 79, 80, 81
Dennis Randolph	70
Johnny Rawls	65, 66, 67
Jamie Ray	05, 06
Jimmy Raynor	63, 64, 66
Max Raynor	78, 79
Dean Reavis	75, 76
Corey Redick	90, 91
Adam Reikowski	99
Nolan Respass	62
Kevin Rhodes	03, 04, 05, 06
Frank Rice	65
Billy Richarson	04, 05
Charles Riddick	64
Kevin Riggs	88, 89, 90
Randy Riggsby	95, 96, 97, 98
Jim Riley	84, 85, 86, 87
David Ritchie	86, 87, 88, 89
Gus Roberson	71
Jim Roberson	62, 63
Kelly Robinette	80, 81, 82, 83
Scott Robinson	91
Willie Robinson	68, 69, 70, 71
Fred Rodriguez	63, 64, 65
Joe Roenker	75, 76
Rich Rosenberger	94

S

Mike Sage	78, 79, 80, 81
Steve Salargo	96, 97, 98
Tony Salmond	83
Steve Salva	86

Mike Sanburn	93, 94
Ben Sanderson	00, 01, 02, 03
Eguie Santory	82
Dustin Sasser	04, 06
Keith Schaffer	86
Drew Schieber	06
Nick Schnabel	99, 00
Jeremy Schumacher	97, 98, 99, 00
Rick Scoggins	67
Cory Scott	99, 00
Jimmy Scott	61, 62
Neal Sears	00, 01, 02, 03
Mike Sellers	92
Chris Shaffer	95, 97, 98
Mark Shank	81, 82, 84, 85
David Shields	69
Corey Short	90, 91
Steve Sides	84, 85, 87
Brad Simons	97, 98, 00, 01
Charlie Smith	81, 82, 83
Gary Smith	87, 88
Jake Smith	03, 04, 05, 06
Lanie Smith	65, 66
Lyn Smith	65, 66
Mike Smith	63, 64, 65, 67
Russ Smith	73, 74
Kidah Sneed	98
Stan Sneed	69, 70, 71
Jim Snyder	66, 67, 68
Fred Soles	49, 50, 51, 52
Jedd Sorenson	01, 02
Mike Sorrell	79, 80, 81, 82
Lyn Spears	72, 73
Todd Speas	01
Phil Spring	83, 84
Ron Staggs	72, 73, 74, 75
Adam Stephens	02
Berk Stephens	62
Charlie Stevens	76, 77
Tim Stiller	78, 79
Raymie Styons	77, 78, 79, 80
Jason Sugden	01
Mike Sullivan	84, 85, 86, 87
Carl Summerell	74
Bobby Supel	76, 77, 78
George Sweat	68
Victor Sykes	64

T

Ed Tant	88
Brody Taylor	04, 06
Dennis Taylor	70
Roy Taylor	68, 69, 70
John Thomas	87, 88, 89
Anthony Thompson	92
Travis Thompson	96, 97, 98, 99
Edward Thorne	66, 67
Lance Tigyer	95
Tommy Toms	71, 72, 73
Jason Tourangeau	00, 01, 02, 03
Ryan Tousley	06
Chad Tracy	99, 00, 01
Chad Triplett	91, 92, 93, 94
Glenn Tucker	00, 01, 02, 03
Danny Tunnell	93

U

Bill Upchurch	92
---------------	----

V

Craig Van Deventer	84, 85, 86, 87
Mike Van Landingham	70, 71, 72
Al Vaughn	57, 58
Daniel Vick	02
Dennis Vick	68, 69, 70
Wayne Vick	68, 69

W

Matt Walker	70, 71, 72
Marl Wakai	80, 81
Charlie Wall	74
Jack Wallace	48, 49, 50, 51
Emmett Walsh	82
Larry Walters	70, 71, 72, 73
Mike Walters	73
Bryant Ward	99, 00, 01, 02
Morris Ward	72
Jeff Warren	80
Tommy Warrick	77, 78
Pat Watkins	91, 92, 93
Charlie Waynick	81
John Weaver	69
Mike Weaver	75
Tom Webb	84, 85
Nick Wedemeyer	01, 02
David Wells	82, 83, 84
Mike Wells	81, 85
Robert Wells	80, 81, 82, 83
Chris West	93
Lacy West	61, 62, 63
Bob Wharton	95, 96
John White	88, 89, 90, 91
Davis Whitfield	90, 91
Howard Whitfield	90, 91, 92, 93
Doug Whitley	70
Theodore Whitley	66, 67
Mike Whitten	88, 89, 90, 91
Floyd Wicker	60, 61
Bill Wilder	79, 80, 81, 82
Kevin Wilhoit	92, 93
Fred Williams	81
Matt Williams	97
Mike Williams	81, 82, 83, 84
Taylor Williams	02
John Williamson	98, 99, 00, 01
David Willis	88, 89, 90
David Winchester	66, 67
Adam Witter	03, 04, 05, 06
Ryan Wood	06
Dickey Woodard	68
Sonny Wooten	76, 77
Buddy Wyatt	62

Y

Tommy Yarborough	87, 88, 90
Brian Yerys	94, 95

All-Time Jerseys

The following is a list of home jersey numbers worn by East Carolina baseball players from 1964 to present, which includes the 2007 season. Current players are listed in bold.

1	Leggett, Ronnie	1974
	Perry, Rodney	1974
	Sorrell, Michael	1981-82
	Horne, David	1983
	Shank, Mark	1984-85
	Gaertner, Ted	1986
	Thomas, John	1987-89
	Leisten, David	1990-92
	Constable, Josh	1994-96
	Jones, Macon	1997-98
	Speas, Todd	2000-01
	Lawhorn, Darryl	2002-04
	Eldridge, Harrison	2005-07
2	Harrison, Bobby	1974
	Wells, Robert	1981-83
	Sides, Steve	1984-86, 1997
	Riggs, Kevin	1988-90
	Triplett, Chad	1991-94
	Vernon, Chris	1996
	Forrest, Jimmy	1997-98
	O'Sullivan, Kevin	1999-2003
	Richardson, Billy	2004-05
	Schieber, Drew	2006-07
3	Smith, Russ	1974
	Williams, Fred	1981
	Nichols, Ricky	1983-84
	Watkins, Pat	1991-92
	Obholz, Kevin	1993
	Dunlap, Dennis	1995-96
	Bucy, Josh	1997-98
	Sanderson, Ben	2000-02
	Andrews, Scott	2004-06
4	Beaston, Geoff	1974
	Ellis, Lee	1974
	Shank, Mark	1982-83
	Langston, Robert	1984-86
	Berckman, Brian	1987
	Tant, Ed	1988
	Narron, Berry	1990-91
	Pucket, Chad	1992-95
	Jones, Antaine	1996-98
	Molinari, James	1999
	McCullough, Clayton	2000-02
	Cherry, Luke	2003
	Lindgren, Brett	2004
	Ray, Jamie	2005-07
5	Averitte, Gray	1974
	Persico, Pete	1981
	Wells, David	1983-84
	Carter, Mont	1985-86
	Adams, John	1987-90
	Clark, Heath	1991-94
	Rigsby, Randy	1995-98
	Bucy, Josh	1999
	Paige, Jamie	2000-03
	Ostander, Jeff	2005-07
6	Parsons, Kirk	1981-83

	Hardison, Greg	1984-86
	Cauble, Chris	1987-89
	Whitfield, Davis	1990-91
	Hines, Charlie	1992-93
	Shaffer, Chris	1995-98
	Schnabel, Nick	1999-2000
	Jones, Ryan	2001-04
	Lindgren, Brett	2005

7	Monroe, Randy	1974
	Wells, Mike	1981
	Wells, David	1982
	Salmond, Tony	1983
	Sullivan, Mike	1984-87
	Godin, Steve	1988-90
	Sellers, Mike	1992
	Borel, Jamie	1993-94
	Salargo, Steve	1996-99
	Molinari, James	2000
	Tucker, Glenn	2001-03
	Mathews, Shane	2004-07

8	Fleetwood, Thomas	1974
	Carraway, Jay	1981-82
	Fulghum, Jabo	1983-84
	DiGirolamo, Dominick	1987-88
	Eason, Tommy	1989-91
	Barber, Pat	1992
	Antal, Brian	1993
	Loesner, Eddie	1995
	Mewengkang, Rich	1996
	Tyndall, Chris	1997
	Buss, Chris	2006
	O'Malley, Joe	2007

9	McMahon, Rick	1974
	Williams, Mike	1981-84
	Wells, Mike	1985
	Ritchie, David	1986-89
	Short, Corey	1990-91
	Harman, Grant	1992-94
	Meyer, Travis	1995
	Colquitt, Jason	1996-98
	Bakitch, Erik	1999-2000
	Sorenson, Jedd	2001-02
	Cavanaugh, Brian	2003-05
	Letchworth, Mark	2007

10	Connors, Charles	1964
	Bradshaw, Mike	1971
	Leggett, Ronnie	1972
	Summerell, Carl	1974
	Minton, Foye	1998-2001
	Cherry, Luke	2002
	Capps, Ashley	2003
	Witter, Adam	2004-05
	Butts, Brett	2007

11	Barnes, Carlton	1964
	Horton, Norman	1971
	Bradshaw, Mike	1972
	Robinette, Kelly	1981-83
	Van Deventer, Craig	1984-87
	White, John	1988-91
	Head, Jason	1993-96
	Fields, Brian	1997-98
	Ward, Bryant	1999-02

	Lawhorn, Trevor	2003-04
	Mollenhauer, Dale	2005-07

12	Kaylor, Robert	1964
	Baird, Hal	1971
	Forbes, Glenn	1972
	Durham, Terry	1974
	Patterson, Bob	1981-82
	McClanahan, Robby	1983-84
	Mabe, David	1985
	Ehehalt, Dean	1986-87
	Boswell, Tommy	1988-89
	Bell, Jamie	1990
	Layton, Billy	1992-95
	Clark, Conrad	1996-98
	Grieve, Kevin	1999-2001
	Minicozzi, Mark	2003-05
	Dowdy, Josh	2006-07

13	Rodriguez, Fred	1964
	Roberson, Gus	1971
	Bland, Wayne	1974
	Burbank, Robert	1974
	Boone, Daniel	1985, 1987
	Willis, David	1988-90
	Beck, Johnny	1991-94
	Newton, Chad	1995-96
	Daniels, Mike	1997
	Thompson, Travis	1998-99
	Brinson, Will	2000-03
	Smith, Jake	2004-06

14	Jarvis, Ollie	1964
	Lamm, Ralph	1971-72
	LaRussa, Dave	1974
	Smith, Charlie	1981-83
	Culpepper, Danny	1985-86
	Jenkins, Jonathan	1987
	Berckman, Brian	1988-90
	Butler, Ayden	1991-92
	Edwards, Lamont	1993-96
	Schumacher, Jeremy	1997-2000
	Gaspar, Warren	2001-02
	Daniels, Bailey	2007

15	Hunter, Wayland	1964
	Hastings, Ron	1971
	Elkins, Jack	1974
	Evans, Todd	1981-84
	Ehehalt, Dean	1985
	Jacobs, Jake	1986-89
	Whitfield, Howard	1990-93
	Kraft, Ryan	1994
	Orr, Matt	1995
	Smith, Bryan	1996
	Hastings, Joseph	1997-2001
	Poppert, John	2002-04
	Stephenson, Brad	2005
	Dean, Jacob	2006-07

16	Barnes, Perry	1964
	Robertson, Sonny	1971
	Culver, Jeff	1972
	Feeney, Bob	1974
	Wilder, Bill	1981-82
	Butler, Chubby	1983-84
	Butler, Charles	1985

	Conde, Don	1986-87
	Stevens, Scott	1988
	Colvin, Rodney	1989-90
	Robertson, Scott	1991
	Thompson, Anthony	1992
	Mills, Jason	1993-95
	Fulcher, Kebyn	1996-99
	Godwin, Cliff	2000-01
	Benton, Grover	2002
	Hodges, Kelly	2003
	Grace, Mike	2004-05
	Wood, Ryan	2006-07

17	Raynor, Jimmy	1964
	Sneeden, Stan	1972
	Norman, Davis	1974
	Fitzgerald, Fran	1981-82
	Boone, Daniel	1983-84
	Peterson, Jim	1985-87
	Yarborough, Tommy	1988, 1990
	Hall, Warren	1989
	Hartgrove, Lyle	1991-94
	Flaherty, Tim	1995-97
	Gentrup, Chris	1998-99
	Wedemeyer, Nick	2000-02
	Andrews, Scott	2003
	Braxton, Brett	2004-05
	Hooper, Chase	2006-07

18	Oxidine, Don	1971
	Domanski, Gary	1971
	Oxidine, Don	1972
	Heavner, Joe	1974
	Harper, Rob	1981
	Davidson, Bob	1982-84
	Peterson, Brian	1985
	Schaffer, Keith	1986
	Johnson, Junior	1987
	Bowers, Preston	1988-89
	Bryant, Chris	1992
	Fedak, Frank	1993-94
	Benson, Billy	1995-98
	Tracy, Chad	1999-2001
	Bishop, Matt	2002-04
	Westbrooks, John	2005
	Ashcraft, Trent	2007

19	Daddona, Carl	1964
	Sneesen, Stan	1971
	Graver, Ken	1972
	Narron, John	1974
	Ramey, Rick	1981
	Peterson, Brian	1982-83
	Ginn, Jeff	1984
	McGraw, Jay	1985-88
	Davis, Owen	1989-93
	Billingsley, Brent	1994-95
	Junkmann, Jake	1996
	Angel, Eric	1998
	Fonvielle, Jake	1999
	Tucker, Glenn	2000
	Sugden, Jason	2001
	Williams, Taylor	2002-03
	Taylor, Brody	2004-06
	Roller, Kyle	2007

East Carolina Pirates

20	Hedgecock, Rodger	1964
	Dowd, Len	1971
	Staggs, Ron	1974
	Sage, Mike	1981
	Hallow, John	1982-83
	Webb, Tom	1984-85
	Salva, Steve	1986
	Smith, Gary	1987-88
	Moye, Tom	1989-92
	Tunnell, Danny	1993
	Forson, Dan	1994-95
	Mancz, Eric	1996-97
	Gentrup, Chris	2000
	Vick, Daniel	2001
	Capps, Ashley	2002
	Tousley, Ryan	2006-07
21	Bennett, Randy	1981
	Curlings, Jack	1982-83
	Christopher, Mike	1984-85
	Mollo, Lennie	1986
	Andrews, Mike	1987-89
	Redick, Cory	1991
	Blackwell, Richie	1992-94
	Tigyer, Lance	1995-96
	Monroe, Kevin	1997-98
	Delfino, Lee	1999-2001
	Vick, Daniel	2002-03
	Brooks, Ricky	2004-05
	Henderson, Brandon	2006-07
22	Bovender, Robert	1964
	Walters, Larry	1971-72
	Hogan, Mike	1974
	Hendley, Todd	1981-82
	Bishop, Chuck	1983
	Riley, Jim	1984-87
	Whitten, Mike	1988-91
	Watkins, Pat	1993
	Britton, Rick	1994
	Glanz, Chris	1996
	Lineberger, Jason	1997-98
	Salargo, Sam	1999
	Mattison, Kieran	2000-02
	Kail, John Henry	2003
	Emmert, John	2004
	Flye, Mike	2005-07
23	Moore, Brazel	1964
	Corrada, Dick	1971
	Toms, Tommy	1972
	Carpenter, Danny	1974
	Davis, Tommy	1974
	Hallow, John	1981
	Walsh, Emmett	1982
	Council, Mark	1983
	Martin, Mike	1984
	Cockrell, Mark	1985-86
	Hill, Paul	1987
	Langdon, Tim	1988-90
	Hall, Warren	1991
	Upchurch, Billy	1992
	Thompson, Travis	1996-97
	Sanderson, Ben *	2003
	Paige, Jamie *	2004
	Cavanaugh, Brian *	2005
	Witter, Adam *	2006
	Powell, Chris *	2007
24	Biggs, Bruce	1964
	Hudson, David	1964

	Godwin, Bill	1971
	Godwin, Bill	1972
	Wakai, Mark	1981
	Cockrell, Mark	1983-84
	Bradberry, Chris	1985-86
	Abrams, Todd	1987
	Jenkins, Jonathan	1988-90
	Morse, Stencil	1991-93
	Billingsley, Kyle	1994-95
	Howard, Jason	1996-99
	Hyde, Justin	2000
	Harrington, Mike	2001-04
	Mattox, Jay	2005-06
25	Sikes, Victor	1964
	Aldridge, Mike	1971-72
	Herring, Gary	1974
	Waynick, Charlie	1981
	Butler, Chubby	1982
	Johnson, Winfred	1983-86
	Brown, Calvin	1987-90
	Wilhoit, Kevin	1992-93
	Yerys, Brian	1994-95
	Buie, Parks	1996-98
	Mandryk, Jason	1999
	Sears, Neal	2000-03
	Flye, Mike	2004
	Batts, Stephen	2005-07
26	Britton, Wayne	1964
	Narron, John	1971
	Herring, Steve	1972
	Hill, Paul	1986
	Langdon, Tim	1987
	Lowry, Brooks	1988
	McPherson, Dallas	1989
	Ambrosius, Jim	1990-92
	Sanburn, Mike	1993-94
	Moore, Kevin	1995
	Paulsen, Andy	1996
	Hensley, Ben	1997
	Williamson, John	1998-2001
	Norwood, Ryan	2002-04
	Peisel, Ryan	2005
	Cooper, Zach	2007
27	Bottomly, Jim	1989-90
	Mohr, Brandon	1993-94
	DeHart, Jason	1995
	Williams, John	1997
	Murray, Mike	1998
	Reikowski, Adam	1999
	Mandryk, Jason	2000-02
	McCullen, Brian	2003
	Connelly, P.J.	2004-05
	Hill, Michael	2006
	Fowler, Bobby	2007
28	Bayless, Tim	1971-72
	Gast, John	1989-91
	Causey, Jeff	1993-94
	Gilbert, Chris	1995
	Ficeto, Guy	1996
	Schumacher, Jeremy	1998
	Massey, Jeff	1999
	Greene, Scott	2000-03
	Huffmaster, Ken	2004
29	Hughes, Mitchell	1971
	Post, Wayne	1972
	Daniels, David	1989-90

	Cronan, Phil	1993
	Lindsey, Derek	1995
	Jernigan, Brooks	1996-99
	Tourangeau, Jason	2000-03
	Harrell, Carter	2004-06
	Ruhlman, Josh	2007
30	Coble, Roy	1971
	Staggs, Ron	1972
	Beck, Glynn	1991
	Breedon, David	1992
	Liles, Brandon	1993
	Rogan, Jim	1994
	Dunham, Patrick	1995-96
	Godwin, Cliff	1997-99
	McPhail, Bryan	2001
	Stephens, Adam	2002
	Witter, Adam	2003
	Jennings, Chad	2005-06
	Homan, Austin	2007
31	LaRussa, Dave	1971
	LaRussa, Dave	1972
	Beck, Glenn	1989-92
	Cox, Kevin	1993-94
	Mitchell, Keith	1995
	Morris, Mike	1996
	Simons, Brad	1997-2001
	Costanzo, Drew	2004
	Fritz, Andrew	2006
32	McNeely, Bryan	1971
	Linwood, Spears	1972
	Collins, Ken	1993-94
	Outlaw, Billy	1996-99
	Harrington, Mike	2000
	Poppert, John	2001
	Bunn, Greg	2002-04
	Hose, T.J.	2005-07
33	Walker, Matt	1971
	McMahon, Rick	1972
	Kushner, Lee	1992-93
	Wharton, Bob	1994-95
	Mann, Jason	1996
	Massimo, Ryan	1997-98
	Moncus, Curtis	1999
	Scott, Cory	2000
	Hodges, Kelly	2001
	Powell, Philip	2003-04
	Hodges, Adam	2005-06
	Forbes, David	2007
34	Abernathy, Jeff	1971
	Fulghum, Greg	1972
	Godwin, Bill	1974
	Pitt, Stephen	1993
	Rosenberger, Rich	1994
	Hewitt, Jeff	1995-96
	Meekins, Matt	1997
	Southerland, Parker	1998
	LeMasters, Tom	1999
	Narron, Sam	2000-02
	Rhodes, Kevin	2003-06
	Harris, Devin	2007
35	Eason, Troy	1971-72
	West, Chris	1993
	Birmingham, Scott	1994
	Payne, John	1995-98
	Penny, Davey	2000-03

	Westbrooks, John	2004
	Leggett, Cody	2005-07
36	VanLandingham, Mike	1971-72
	Peters, Mike	1993-94
	Elmore, Jason	1995-96
	Scott, Cory	1999
	Capps, Ashley	2001
	Logan, Nate	2003
	Powell, Chris	2004-06
37	Dunlap, Dennis	1994
	Kirby, Sean	1996-97
	LeMasters, Tom	1998
	Barker, Mike	1999
	Narron, John	2000
	Bishop, Matt	2001
	Williams, Brett	2003
	Kemp, Corey	2007
38	Smith, Ash	1997
	Ward, Bryant	1998
	Paul, Drew	1999
	Wetzel, Ryan	2000
	Woodburn, Nathan	2001
	Smith, Jake	2003
	Anderson, Will	2004-05
	Small, Shane	2007
39	Aldridge, Matt	1994
	Janko, Chad	1996
	Salargo, Sam	1998
	Spencer, John	1999
	Williams, Taylor	2001
	Mooney, William	2006
	Sutton, Broc	2007
40	Youngburg, Chris	1996
	Janko, Chad	1997
	Sneed, Kidah	1998
	Brock, Chris	1999
	McPhail, Bryan	2000
	Logan, Vince	2001
	Grace, Mike	2003
	Allen, Lee	2004
	Anderson, Mike	2007
41	Youngberg, Chris	1997
	Sanderson, Ben	1999
	Martin, Isaac	2001
42	Junkmann, Jake	1997
	Setser, Steve	1999
	Benton, Grover	2001
43	Worley, Joey	1997
	Neitz, Jason	2003-07
44	Dunlap, Dennis	1997
	DeJesus, Mike	2003
	Sasser, Dustin	2004-07
45	Schott, Rick	1997

Conference Honors

PLAYER-OF-THE-YEAR

ECAC South

1984	Winfred Johnson
1985	Winfred Johnson

ECAC

1993	Pat Watkins
------	-------------

CAA

1990	Jonathan Jenkins
1991	John Gast
1993	Pat Watkins

CAA Defensive

1999	Nick Schnabel
------	---------------

C-USA

2004	Ryan Jones
------	------------

PITCHER-OF-THE-YEAR

C-USA

2004	Greg Bunn
------	-----------

ROOKIE-OF-THE-YEAR

CAA

1999	Chad Tracy
------	------------

FRESHMAN-OF-THE-YEAR

C-USA

2002	Darryl Lawhorn
------	----------------

ALL-CONFERENCE HONORS

All-Southern Conference

1966	Wayne Britton
	Richard Narron
	Jim Raynor
1967	Dennis Burke
	Richard Narron
	Lynn Smith
	Jim Snyder
1968	Jim Snyder
1970	Ron Hastings
	Stan Sneed
1972	Ralph Lamm
1974	Mike Hogan
	Dave LaRussa
	Ron Staggs
1976	Steve Bryant
	Joe Roenker
1977	Mickey Britt

Pete Conaty
Eddie Gates
Sonny Wooten

All-ECAC South

1984	Greg Hardison
	Winfred Johnson
1985	Chris Bradberry
	Greg Hardison
	Winfred Johnson
	Mike Wells

All-CAA

(first team selections)

1986	Chris Bradberry, OF
	Winfred Johnson, DH
	Jim Peterson, P
	Mike Sullivan, 1B
1987	Chris Cauble, C
1989	John Adams, OF
	Calvin Brown, 1B
	Tommy Eason, C
	Jonathan Jenkins, P
1990	John Adams, OF
	Calvin Brown, 1B
	Tommy Eason, C
	Jonathan Jenkins, P
	Tim Langdon, P
	Kevin Riggs, 2B
	Corey Short, DH
1991	Johnny Beck, P
	John Gast, 3B
1992	David Leisten, OF
1993	Lee Kushner, 1B
	Steve Pitt, DH
	Pat Watkins, OF
1994	Johnny Beck, P
	Jamie Borel, OF
	Rick Britton, 3B
	Jason Head, OF
	Brian Yerys, DH
1996	Lamont Edwards, 2B
	Patrick Dunham, P
1997	Steve Salargo, OF
1998	Brooks Jernigan, P
	John Williamson, OF
1999	Steve Salargo, OF
2000	James Molinari, OF
	Nick Schnabel, 2B
	Cory Scott, P
2001	Joseph Hastings, 1B
	Sam Narron, P
	Chad Tracy, 3B
	Bryant Ward, 2B
	John Williamson, OF

All-C-USA

(first team selections)

2002	Darryl Lawhorn, 1B
2004	Greg Bunn, P
	Ryan Jones, DH/OF
	Trevor Lawhorn, 2B
	Ryan Norwood, 1B
2005	Brian Cavanaugh, OF
	Ricky Brooks, P
2006	Jake Smith, C

All-C-USA

(second team selections)

2002	Sam Narron, P
2003	Darryl Lawhorn, OF
2004	Darryl Lawhorn, OF
	Jamie Paige, OF
2005	T.J. Hose, P
	Mark Minicozzi, 3B
2006	Brody Taylor, P
	Adam Witter, 1B

ALL-CONFERENCE TOURNAMENT

ECAC South

1985	Chris Bradberry
	Winfred Johnson
1985	Chris Bradberry
	Winfred Johnson

C-USA

2002	Darryl Lawhorn
	Ryan Jones
	Sam Narron
	Neal Sears
2003	Darryl Lawhorn
	Jason Tourangeau
2005	Mike Grace
2006	Shane Mathews

CONFERENCE TOURNAMENT MVP

CAA

1987	Gary Smith, P
1989	Brien Berckman, P
1990	Calvin Brown, 1B
1991	David Leisten, OF
1993	Kyle Hartgrove, P
1999	James Molinari, OF
2000	Lee Delfino, SS

C-USA

2002	Darryl Lawhorn, 1B
------	--------------------

ALL-FRESHMAN

C-USA

2002	Darryl Lawhorn, 1B
2003	Jake Smith, C
	Mark Minicozzi, 3B
2004	Shane Mathews, P
2005	T.J. Hose, P
	Dale Mollenhauer, INF
	Ryan Peisel, INF
2006	Ryan Wood, INF

BASEBALL SCHOLAR ATHLETE OF THE YEAR

C-USA

2002	Sam Narron
------	------------

PLAYERS OF THE WEEK

C-USA Hitters of the Week

2-18-02	Bryant Ward
4-8-02	Darryl Lawhorn
5-12-03	Ryan Norwood
3-1-04	Ryan Jones
4-5-04	Trevor Lawhorn
4-12-04	Ryan Norwood
4-19-04	Jamie Paige
5-3-04	Ryan Jones
2-27-06	Jake Smith
4-24-06	Brandon Henderson

C-USA Pitchers of the Week

3-4-02	Sam Narron
3-31-03	David Penny
2-16-04	Greg Bunn
5-5-04	Glenn Tucker
5-23-04	Greg Bunn
2-21-05	Mike Flye
3-7-05	Jeff Ostrander
3-28-05	Ricky Brooks
4-25-05	Ricky Brooks
4-3-06	Brody Taylor

C-USA




Pirate Honors

ALL-NCAA REGION

1984	Winfred Johnson
1990	Corey Short
1993	Pat Watkins
1999	Erik Bakich
	Lee Delfino
	Jason Howard
	John Williamson
2000	Lee Delfino
	Joseph Hastings
2000	James Molinari
	Chad Tracy
2001	Lee Delfino
	Warren Gaspar
	Cliff Godwin
	Jason Mandryk
	Clayton McCullough
	Chad Tracy (MVP)
	John Williamson
2002	Darryl Lawhorn
	Clayton McCullough
	Ben Sanderson
2003	Glenn Tucker
	Ben Sanderson
2004	Greg Bunn (MOP)
	Drew Costanzo
	Ryan Jones
	Mark Minicozzi
	Ryan Norwood
	John Poppert
2005	Ricky Brooks
	Mark Minicozzi

ABCA ALL-EAST REGION

1984	Winfred Johnson
1989	Calvin Brown
	Jake Jacobs
	Jonathan Jenkins
1990	Tommy Eason
	Jonathan Jenkins
	Tim Langdon
1993	Jamie Borel
	Lyle Hartgrove
	Lee Kushner
	Mike Sanburn
1993	Pat Watkins
1994	Johnny Beck
	Jamie Borel
	Rick Britton
	Brian Yerys
1997	Steve Salargo
1998	Brooks Jernigan
1999	Steve Salargo



Travis Thompson
John Williamson

2000	Cory Scott
2001	Cliff Godwin
	Joseph Hastings
	Sam Narron
	Chad Tracy
	Bryant Ward
2004	Greg Bunn
	Ryan Jones
	Trevor Lawhorn
2005	Brian Cavanaugh
	T.J. Hose
2006	Brody Taylor

COLEMAN COMPANY- JOHNNY BENCH AWARD

2006	Jake Smith
------	-------------------

PLAYER-OF-THE-YEAR

NCBWA	
2004	Ryan Jones (District IV)

Lee Delfino was named to three NCAA
Regional teams (1999-2001).

PLAYER-OF-THE-WEEK

NCBWA	
5-25-04	Greg Bunn, P
4-24-05	Ricky Brooks, P

NCBWA All-District IV Team

2002	Darryl Lawhorn
2004	Ryan Norwood (first-team)
	Greg Bunn (second-team)

ACADEMIC ALL-AMERICA

1987	Steve Sides
	3rd team
1993	Lee Kushner
	2nd team
1999	Cliff Godwin
	3rd team
2001	Cliff Godwin
	2nd team


	Sam Narron
	2nd team
2002	Sam Narron
	2nd team

FRESHMEN ALL-AMERICA

1998	John Williamson
	CB, 1st team
	BA, 2nd team
1999	Chad Tracy
	CB, 2nd team
	Lee Delfino
	BA, 2nd team
2000	Scott Greene
	CB, 1st team
	Davey Penny
	CB, 2nd team
2002	Greg Bunn
	CB, 1st team
	Darryl Lawhorn
	BA, 1st team
2004	Shane Mathews
	CB

NATIONAL FRESHMAN OF THE YEAR

2002	Darryl Lawhorn
	CB (co-winner)




Shane Mathews earned Louisville Slugger/Collegiate Baseball Freshman All-America honors in 2004.


ABCA = American Baseball Coaches Association; BA = Baseball America; BW = Baseball Weekly; CB = Collegiate Baseball; CBI = CollegeBaseballInsider.com; NCBWA = National Collegiate Baseball Writers Association

East Carolina Pirates


All-Americans




Richard Narron
1967



Winfred Johnson
1985 (first-team)




Jonathan Jenkins
1989 (third-team)



Tim Langdon
1990 (second-team)




Pat Watkins
1993 (first-team)




Steve Salargo
1999 (ABCA, second-team)
1999 (BA, third-team)




Travis Thompson
1999 (ABCA, third-team)




Cory Scott
2000 (BW, first-team)
2000 (CB, first-team)
2000 (NCBWA, first-team)
2000 (ACBA, first-team)
2000 (BA, third-team)




Will Brinson
2001 (NCBWA, third-team)



Joseph Haslings
2001 (NCBWA, third-team)



Sam Narron
2001 (ABCA)




Darryl Lawhorn
2002 (BA, second-team)
2002 (NCBWA, third-team)



Greg Buqq
2004 (ABCA, second-team)
2004 (BA, second-team)
2004 (CBI, second-team)
2004 (NCBWA, second-team)
2004 (CB, third-team)



Ryan Jones
2004 (NCBWA, first-team)
2004 (CBI, first-team)
2004 (BA, second-team)
2004 (ABCA, second-team)



Trevor Lawhorn
2004 (CB, third-team)



Ryan Norwood
2004 (CB, third-team)
2004
(CBI, Honorable Mention)



Jake Smith
2006 (CB, second-team)
2006
(NCBWA, second-team)




ABBREVIATION KEY

ABCA	American Baseball Coaches Association	CB	Collegiate Baseball America
BA	Baseball America	CBI	CollegeBaseballInsider.com
BW	Baseball Weekly	NCBWA	National Collegiate Baseball Writers Association

Pirate Baseball Hall of Famers

ALDEN GLENN BASS

(1974)



An All-America football and baseball player at East Carolina, Glenn Bass played football for the Pirates from 1957 to 1960 and baseball in 1961. He was an All-North State and All-NAIA District 26 selection in football his junior and senior year. Also in his senior year, Bass was named to the National NAIA third-team, despite being injured for most of the season.

Bass collected All-Conference honors in baseball and was named to the honorable mention All-NAIA Tournament team during the 1961 season.

In 1960, Bass recorded East Carolina's longest kickoff return ever, running back a kickoff for 100 yards against Richmond on Nov. 19, 1960. Bass served as team captain of the 1960 football team that finished 7-3.

After his college career ended, Bass was selected by the St. Louis Cardinals (National Football League) and the San Diego Chargers (American Football League) in the 1961 draft. He eventually signed with the Chargers where he played at the flanker position.

LACY T. WEST

(1974)


An All-America performer in baseball and basketball, Lacy West played for the Pirates from 1959 to 1963. In basketball, West led his 1962-63 team in field goal percentage, shooting over 48 percent. He also led the team in free throw shooting, hitting over 78 percent of his shots.

He scored a career-high 33 points against Elon on January 4, 1963 and his 15 free throws in that game are the second highest amount made for any Pirate in history. West scored 1,111 points during his basketball career.

In baseball, West was a strong force of the 1961 Pirates who finished 22-4 and won the National title. Over his baseball career, West played for fellow Hall-of-Famers, James Malloy and Earl Smith and his teams had a combined record of 57-21.

BILL HOLLAND

(1975)



Bill Holland was one of the first of many great athletes to come through the East Carolina athletic program.

In 1935, Holland played semi-pro baseball as a pitcher in the Angier Tobacco State League. Doc Mathis, baseball coach at East Carolina Teachers College, was also on the team and was influential in Holland's decision to enter ECTC in 1935.

In his freshman year, Holland played right tackle in football and pitched on the baseball team. After his playing career for East Carolina Teacher's College, Holland signed with the Washington Senators and played with several of their farm league teams. In 1939, he finished the season on the Senators roster. Holland was East Carolina's first major league baseball player.

EARL SMITH

(1977)

Norman Earl Smith, known by most people as Earl, is in every sense of the word a "true East Carolina Pirate." Smith was involved in the ECU sports department as a player/worker for 43 years.

Smith attended East Carolina from 1936-39 and participated in baseball, basketball, and football from his sophomore year through his senior year.

Upon graduating in 1939, Smith came back 20 years later to ECU to become head coach of the Pirate basketball team. The



Pirates were 53-40 in his four years of coaching.


In 1963, after finishing the basketball season, Smith turned to the baseball field. Smith led East Carolina to a very impressive record of 185-103-2 in

nine years. Of those 185 victories, Smith took East Carolina to four first place finishes in the Southern Conference in four consecutive years (1966-70). Coach Smith has baseball's third highest winning percentage at .642.

Smith later became a professional baseball scout for the San Diego Padres.

JIM JOHNSON

(1978)



Jim Johnson contributed to the growth of East Carolina's athletic program both by participating as an athlete from 1933 to 1937 and then as a coach an administrator after World War II.

In four years as an athlete, Johnson won 16 letters in three major sports and was captain of each of the sports at least once. In football, he played three positions: tackle on defense, halfback on offense and he was the kicker and punter. In baseball, he led his team in hitting with a .340 batting average. He also played basketball and received the Outstanding Athletic Award from the faculty.

In 1945, he was asked to rejuvenate athletics at ECC. Intercollegiate sports were dropped during the war so Johnson had to start from scratch. He coached baseball, basketball and football with no assistance, no scholarships and no scouting yet had winning


East Carolina Pirates

teams in all three sports. At this time, Johnson also held the athletic director's job and started the East Carolina Educational Foundation to raise funds for athletic scholarships.

In 1959, he was chosen as the outstanding Pirate booster. Johnson also went on to be a member of the East Carolina Alumni Board and a member of the College Athletic Council.

JIM MALLORY

(1978)



James Mallory will go down in the East Carolina history books as one of the Pirates' greatest coaches ever.

Mallory served as baseball coach at East Carolina from 1954-62. During his coaching tenure, Mallory posted an overall record of 161-60 and currently has the highest winning percentage in ECU's history .729.

In 1961, Mallory led the Pirates to a NAIA Championship, the school's only national baseball championship. Mallory coached many great athletes, including Cecil Heath, who is also a member of the ECU Hall of Fame (1980).

Mallory became the Dean of Men in 1959 and was the Associate Dean of Students at East Carolina.

RICHARD NARRON

(1978)

Richard "Rooster" Narron is a part of the rich baseball tradition at East Carolina.

In 1966, Narron was named All-Southern and all-state and was a nominee for all-district and All-America.

Narron played on East Carolina's first two Southern Conference championship baseball teams, helping the Pirates to a 17-10 record in 1966 and a 23-6 mark in 1967. During 1967, Narron was team captain and received All-America honors.

Narron went on to sign with the New York Mets in 1967 and played there until moving to the Baltimore Orioles for the 1970 season.

RICHARD CARLTON BARNES

(1979)

Richard Carlton Barnes was a member of the 1962-65 East Carolina baseball teams. Barnes played three years at ECU under the greatness of Earl Smith (another Hall-of-Famer). In 1962, Barnes batted .463 which currently is the highest single-season average in school history.

The ECU Most Valuable Player in 1965, he received honors of All-Carolina Conference in 1962 and was an All-State selection for three seasons. In his career at ECU, he held records by receiving the most walks (16) and most doubles (4) in 1964. Two years later, Barnes batted ECU's third highest average in a single-season with a .447 mark.

Barnes graduated magna cum laude from East Carolina in 1965 as a physical education major. He went on to play professionally in the Cincinnati Reds organization from 1965-68. After his baseball career ended, Barnes returned to East Carolina where he received his master's in 1970.

LEX RIDENHOUR

(1979)

Lester Ridenhour Sr. participated in football, baseball, basketball and tennis in his four years at East Carolina from 1935 to 1939.

Ridenhour was a Varsity Club member for three years. In his second and fourth season of football, he was named captain. Because of Ridenhour's great leadership ability, he was also named captain of the basketball team, baseball team and tennis team.

He was a Tennis Champion in his last year of play.

CECIL HEATH

(1980)

Cecil Heath contributed to the East Carolina Athletic program from 1951 to 1955, by playing both baseball and basketball during his four years at East Carolina.

Heath won eight letters in basketball and baseball and was named All-State in both sports in 1954-55. In baseball, he played second base and was a four-year starter, finishing his career with a .320 batting average.

In basketball, Heath was a three-year starter at guard, leading ECU to a 23-2 mark

in the 1953-54 seasons. He was named captain of the basketball team his senior season.

Also, Heath was a member of the ECU Varsity Club for three years. During Heath's career with the Pirates, he was a member of "Who's Who in American Colleges and Universities".

JACK BOONE

(1981)

Jack Boone began at East Carolina in 1948 as head coach of the East Carolina baseball team and also as an assistant football coach.

In baseball, Boone's teams compiled a 38-23-2 record in three seasons for a .623 winning percentage. In 1952, he took over as the head football coach and held that position until 1961. He compiled a head coaching record of 49-45-5 and took his teams to the Lions and Elks Bowls in his first two seasons. The bowl game appearances were the first ever for East Carolina.

In 1953, Boone was named as the Coach of the Year in the North State Conference after his team finished 8-2. Even after 1961, Boone continued his association with ECU and worked as an assistant coach under former player Ed Emory in the 1980s.

Boone has been credited with "laying the groundwork for what followed in the years to come at ECU."

LAWRENCE "COTTON" CLAYTON

(1984)

As a member of both the East Carolina baseball and basketball teams from 1959-61, Lawrence "Cotton" Clayton was named All-America in both sports as well as being named to the All-North State Conference and all-district teams.


He led the 1961 Pirate baseball team to the NAIA national championship as the team's leading hitter playing outfield and third base.

In basketball, Cotton was the team's scoring average leader in 1961, scoring 313 points and averaging 14.9 points a game. The same season, Clayton also led the Pirates in rebounding (9.9 rpg), and field goal percentage, shooting 61 percent.

Following graduation, Clayton went on to play in the Baltimore Orioles organization for seven years.

DICK CORRADA, JR.

(1992)



Richard "Dick" Corrada, Jr., a 1971 ECU alumnus, was also a two-sport standout while at ECU. In football, he earned honorable mention All-America during his senior season in 1970 and was an All-

Southern Conference selection.

He still holds the single game reception record at ECU with 14 against Southern Illinois in 1970. The team leader in receptions in both 1969 and 1970, Corrada at one time held the ECU career receptions record with 79 until it was broken in 1986. He also collected 906 receiving yards in his career.

In baseball, Corrada was a four-year starter at shortstop for the Pirates. From 1969-71, he led the team in assists and finished his career with 273 assists. His career batting average was .260. As a senior, Corrada was named first-team All-Southern Conference in baseball as well as football.

JOHN CHRISTENBURY

(1993)

John Christenbury, a native of Statesville, N.C. and a 1930 graduate of Davidson College, served as head coach of the East Carolina Teachers College football, baseball and basketball teams from 1940-41.

In 1940, Christenbury led ECTC to its first winning football season with a 5-3 record. In 1941, the Teachers, under Christenbury, recorded the only undefeated/united football season in the school's history, going 7-0. No ECU team had matched that in 57 years of football.

World War II forced ECTC not to field athletic teams from 1942-45 as most of the men had gone into the service. Christenbury, a United States Navy Lieutenant, was among those who enlisted and in 1944 was killed in an ammunition ship explosion.

Following his death, Christenbury was honored with the naming of ECU's old gymnasium on 10th Street as the John B. Christen-

bury Memorial Gym. ECTC also established a memorial award in memory of the Pirate coach. In 1991, the players of the 1941 football team honored the memory of their coach, establishing the John B. Christenbury Memorial Alumni Honors Scholarship.

CHARLES FUTRELL

(1993)



Charles Futrell, a 1942 ECTC Alumnus, played football and baseball at ECTC from 1938-41. As a senior on the ECTC baseball team, Futrell served as team captain and batted .404. Following college,

Futrell served as a U.S. Air Force Physical training instructor during World War II and was successful as a high school coach in Maryland. Following his retirement in 1976, Futrell continued his love for athletics, becoming a world-class tri-athlete.

In 1991, Futrell was the U.S. male champion in the 70-and-over category in the Gatorade Ironman World Championship Triathlon in Kona, Hawaii. At 72, Futrell was one of 1,400 qualifiers of 20,000 applicants for the race. He finished the 140.6-mile swim-bike-and run with a new American record of 15 hours, 35 minutes and 22 seconds and third in the world for his age category. In May of 1993, Futrell qualified to compete in his second Ironman Triathlon.

A member of the 1992 Triathlon Time All-America Triathlon team, Futrell has competed on over 300 races during his career, including two New York Marathons. He is also a member of the 60-mile relay team that broke the world record in 1983 (4:43.0).

JIM RAYNOR

(1993)

Jim Raynor, a 1967 ECU alumnus, earned three letters in baseball in 1963, 1964, and 1966.


Following his freshman season where he recorded a 3-0 record on the mound, Raynor

was named most outstanding pitcher in 1964 with a 6-0 record, 2.27 ERA and 65 strikeouts. That same year, the Clinton, N.C., native was named all-state.

Raynor missed the next season with an injury, but returned in 1966 in top form and went 8-2 on the mound with a 1.50 ERA and 92 strikeouts. After being named team MVP and all-state for the second time, Raynor was drafted in 1966 by the Los Angeles Dodgers. His last season as a professional came in 1972 when he played for the New York Yankees.

HAL BAIRD

(1994)



Hal Baird, a 1971 ECU graduate, played baseball for the Pirates from 1970-71 and served as assistant coach and head coach for ECU baseball from 1977-84.

As a player, Baird helped ECU to a Southern Conference title and NCAA tournament appearance in 1970. That season, Baird set a Southern Conference strikeout record in the league championship game against George Washington, with 20 strikeouts. His three saves in 1970 are currently third in the ECU single-season record book. His 105 strikeouts in 1971 are also third in strikeouts in a season.

Following his college career, Baird played for the Cleveland Indians and Kansas City Royals organizations where he earned All-Gulf Coast League, All-Florida Instructional League and All-Southern League honors.


Baird went on to serve as an assistant coach at ECU from 1977-79 before being named as head coach in 1979. For the next five years, Baird went on to win 145 games (145-66-1), led ECU to a NCAA at-large berth in 1980 and ECAC-South Championships and NCAA appearances in 1982 and 1984.

For 16 seasons, from 1985-2000, Baird served as Auburn's head baseball coach where he posted a record of 634-332 while leading the Tigers to nine NCAA Regional appearances and two College World Series berths.

East Carolina Pirates

BOB PATTERSON

(1994)



Bob Patterson, a 1982 ECU alumnus, played baseball for the Pirates under coaches Monte Little and Hal Baird from 1978-82.

For two seasons, Patterson led the Pirates in earned run average (1.97 in

1981 and 1.84 in 1982) and helped ECU to NCAA appearances in 1980 and 1982. Patterson had a career record of 27-8 and is fourth on the all-time strikeout list at ECU with 256.

A Dean's List student during his senior year, Patterson received his degree in industrial technology.

He was drafted by the San Diego Padres in 1982 in the free agent draft and played 13 seasons in the majors on five different teams retiring in 1998 with the Chicago Cubs.

Among the highlights of his professional career include finishing second on the Pittsburgh staff with a career-high 60 appearances and recorded a career-high nine saves in 1992. Patterson saw action during the 1991 and 1992 National League Championship Series with five appearances.

RON HASTINGS

(1996)

An Honorable Mention All-American, Ron Hastings was a standout in the Pirate baseball program from 1968 to 1971.

Hastings pitched for ECU and in 1970, led the nation with a 0.56 ERA. A two-time All-Southern Conference selection (1969, 1970) and 1970 All NCAA Region III selection, Hastings is currently tied for second in the ECU record book for shutouts in a season with four in 1969 and tied for first in career shutouts with nine.

Hastings is third in ECU history for allowing the fewest runs after giving up just 10 runs in 81 innings in 1970. Hastings ended his career with an ERA of 1.70, second best in ECU's baseball history.

PAUL GAY

(1997)

A multi-sport student-athlete at East Carolina College from 1951-55, Wilson native Paul Gay is best known for his success on the football field. A halfback on the football team from 1951-53, Gay was named All-State and All-North State Conference during the 1953 season. He also played baseball, basketball and golf for the Pirates.

Gay has stayed involved in both education and athletics since his East Carolina days, having coached and taught numerous sports and subjects at the high school level. He spent 25 years of his career at Sanford Central High School in Sanford, N.C., serving as a biology and physical education teacher, head football coach, and athletics director.

As football coach, Gay led his team, to eight conference championships, four co-state championships, and one state championship. In 1973, the *Associated Press* named him the North Carolina Coach-of-the-Year. The Sanford community honored Gay by renaming the Sanford Central football stadium the "Paul B. Gay Stadium". Gay has also been inducted into the North Carolina High School Athletic Association Hall of Fame.

DR. RAYMOND PENNINGTON

(1998)

Dr. Ray Pennington excelled in both football and baseball for the Pirates from 1953-57. A four-year letterman in football, he was named all-conference his junior and senior seasons. As a senior co-captain he was named the outstanding senior player, the best blocker and the winner of the Lanche Trophy.

He was also a four-year letterwinner in baseball, starting all four years for the Pirates. Pennington was also named to the Dean's list. He graduated from ECU with a bachelor's of science in physical education in 1957, received his master's of education from North Carolina and earned a doctorate in education administration from Duke University.

He served as a physical education instructor and assistant football coach and golf coach for the Pirates from 1961-63 and then began his association with Pembroke State University in 1963, where he currently serves as a professor of physical education.

WINFRED JOHNSON

(2001)



Arguably one of the greatest baseball players ever at East Carolina, Winfred Johnson made an indelible mark on the Pirate program. Johnson played four seasons for the Pirates from 1983-86,


becoming one of the most versatile players ever.

He still holds 18 season and 21 career records at ECU, including the standards for career home runs (70), runs batted in (221), and pitching victories (35). He is the only player in NCAA history to hit 70 home runs and post 35 pitching victories.

During his four seasons, he led ECU to a 117-54-1 record, including an appearance in the NCAA Tournament in 1984 and two ECAC South championships (1984 and 1985). He was named Colonial Athletic Association Player of the Year in 1985, followed by a first-team All-America selection in 1986.

KEITH LECLAIR

(2002)



Keith LeClair spent five years at the helm of the East Carolina baseball team, coming to the school in 1997. In his five seasons with the Pirates, LeClair tallied a win-loss record of 212-96-1. He

was twice named the Colonial Athletic Association Coach of the Year and ABCA East Region Coach of the Year (1999 and 2001).

In the Pirates' first season in C-USA action in 2002, ECU posted a 16-13-1 conference record and won ECU's first-ever C-USA Tournament championship. In his five

East Carolina Pirates

seasons with the Pirates, LeClair led the team to four NCAA Regional appearances (three times as a number one seed) and one NCAA Super Regional (2001).

Most recently, LeClair was honored as the first recipient of the Conference USA Student Athlete Advisory Committee's (SAAC) Coaches Choice Award. In addition, the Conference USA Baseball Coach of the Year Award was named in honor of LeClair. In June of 2002, LeClair relinquished his coaching duties due to health concerns, and now serves as a special assistant to ECU Athletic Director.

GARY OVERTON

(2004)



Gary Overton's association with ECU spans four decades, including three as both a player and coach. During his 13-year tenure (1985-1997) as the head baseball coach, Overton compiled an overall record of

427-237-1 to depart as the winningest coach in school history.


Overton guided the Pirates to five NCAA Tournaments, five CAA Tournament championships and two CAA regular season titles. He mentored 36 all-conference players, four

All-America players, 18 professional players and earned CAA Coach-of-the-Year honors in 1990 and East Region Coach-of-the-Year accolades in 1993.

A 1973 graduate of ECU, Overton earned his Doctorate in Higher Education Administration in 2001. Currently serves as the Assistant Athletics Director for Internal Affairs while also serving as a professor/lecturer in the ECU School of Health and Human Performance department. Overton also serves on the NCAA Committee for the Director of NCAA Championships.

AL VAUGHN

(2004)



Al Vaughn played two seasons (1957-58) for the Pirates under head coach Jim Mallory. He earned All-North State Conference honors as a junior and senior. Vaughn capped off his career by earning all-state and NAIA all-district honors as a senior.

Vaughn was the co-captain of ECC's only undefeated conference championship team and held the school stolen base record from 1959-76.

LARRY CRAYTON

(2005)

Larry "Pumpsie" Crayton earned three varsity letters as a pitcher on the Pirate baseball team from 1959-61 and finished his career with a record of 26-4, a winning percentage of .867.

His 26 career victories rank seventh most in school history. Despite foregoing his senior season to sign with the St. Louis Cardinals, Crayton struck out a school-record 330 batters during his three-year career and fanned 119 batters as a junior in 1961, which still stands as an ECU single-season mark. He led the Pirates to the 1961 NAIA National Championship, where he was named the tournament's Most Valuable Player.

PAT WATKINS

(2006)

Pat Watkins played three seasons (1991-93) for the Pirates under former head coach and current ECU Hall of Famer Gary Overton. During his junior campaign he earned first-team All-America honors, was named the Colonial Athletic Association Player-of-the-Year and was invited to tryout for the 1993 USA National Baseball Team.

He batted .445 as a junior with 19 home runs and 57 RBIs and finished his career with a .352 batting average, which still ranks as the sixth highest career average in school history. He led the Pirates to NCAA Regional appearances in 1991 and '93, and the CAA Tournament Championship in 1993.

After a stellar three-year career at ECU, Watkins was selected by the Cincinnati Reds with the 32nd overall pick in the Major League Baseball Amateur Draft, and is still the only Pirate to ever be taken in the first round.

Watkins spent three years in the big leagues with the Reds (1997-98) and the Colorado Rockies (1999). He made his Major League debut on Sept. 9, 1997 against the Chicago Cubs at Cinerge Stadium.



Pirates in the Pros



East Carolina's rich baseball tradition has been marked by the success of having more than 100 former players signed to professional contracts. Players listed in bold were on active rosters at the close of the 2006 season for their respective organizations (major or minor league).

Mike Aldridge	Kansas City Royals
Hal Baird	Kansas City Royals
Erik Bakich	Independent
Ben Baker	San Francisco Giants
Carlton Barnes	Cincinnati Reds
Johnny Beck	Philadelphia Phillies
Billy Best	Kansas City Royals
Matt Bishop	Pittsburgh Pirates
Richie Blackwell	Pittsburgh Pirates
Jamie Borel	Detroit Tigers
Wayne Britton	Cincinnati Reds
Ricky Brooks	Chicago White Sox
Greg Bunn	Washington Nationals
Brian Cavanaugh	San Diego Padres
Mike Christopher	Detroit Tigers
Cotton Clayton	Baltimore Orioles
Wally Cockrell	Washington Senators
Vince Colbert	Cleveland Indians
Jason Colquitt	Detroit Tigers
Pete Conaty	Unattached
P.J. Connelly	Los Angeles Angels
Dick Corrada	Kansas City Royals
Drew Costanzo	St. Louis Cardinals
Larry Crayton	St. Louis Cardinals
Butch Davis	Baltimore Orioles (Coach)
Parker Davis	Boston Red Sox
Lee Delfino	Toronto Blue Jays
Tommy Eason	San Francisco Giants
Lamont Edwards	Philadelphia Phillies
Johnny Eller	San Francisco Giants
Brian Fields	San Francisco Giants
Fran Fitzgerald	Baltimore Orioles
Tim Flaherty	Texas Rangers
John Gast	Cincinnati Reds
Eddie Gates	Unattached
Steve Godin	Baltimore Orioles
John Hallow	San Diego Padres
Lyle Hartgrove	Boston Red Sox
Joseph Hastings	San Diego Padres
Steve Herring	Philadelphia Phillies
Jason Howard	Cincinnati Reds
Mike Jacobs	Atlanta Braves
Jake Jacobs	Kansas City Royals
Jonathan Jenkins	Chicago White Sox
Charles Johnson	Milwaukee Brewers
Ryan Jones	Oakland Athletics
Tom Kidd	Pittsburgh Pirates
Tim Langdon	Cleveland Indians

Darryl Lawhorn	Arizona Diamondbacks
Trevor Lawhorn	Cincinnati Reds
Jack Long	San Francisco Giants
Jim Martin	Cincinnati Reds
Ryan Massimo	Atlanta Braves
Kieran Mattison	Cleveland Indians
Clayton McCullough	Cleveland Indians
Jay McGraw	Houston Astros
Travis Meyer	Los Angeles Dodgers
Mark Minicozzi	San Francisco Giants
John Narron	New York Yankees
Richard Narron	New York Mets
Sam Narron	Milwaukee Brewers
Ryan Norwood	Chicago Cubs
Don Oxidine	Kansas City Royals
Bob Patterson	Chicago Cubs
Davey Penny	Boston Red Sox
John Poppert	Washington Nationals
Tom Pruitt San	Francisco Giants
Johnny Rawls	Baltimore Orioles
Jimmy Raynor	Los Angeles Dodgers
Billy Richardson	San Diego Padres
Randy Rigsby	Florida Marlins
Kevin Riggs	Cleveland Indians
David Ritchie	Kansas City Royals
Kenny Robinette	Cleveland Indians
Dean Reavis	Pittsburgh Pirates
Fred Rodriguez	Chicago Cubs
Steve Salargo	Baltimore Orioles
Nick Schnabel	Montreal Expos
Cory Scott	Independent
Jake Smith	Oakland Athletics
Nick Smothers	San Francisco Giants
Jim Snyder	Kansas City Royals
Mike Sorrell	Kansas City Royals
Raymie Staggs	Montreal Expos
Bobby Supel	Atlanta Braves
Marion Talton	San Francisco Giants
Travis Thompson	Texas Rangers
Tommy Toms	San Francisco Giants
Chad Tracy	Arizona Diamondbacks
Gerry Tryon	San Francisco Giants
Glenn Tucker	Atlanta Braves
Gene Turner	Cleveland Indians
Larry Walters	Chicago White Sox
Pat Watkins	Kansas City Royals
Chris West	San Diego Padres
Lacy West	San Francisco Giants
Mike Whitten	Florida Marlins
Floyd Wicker	St. Louis Cardinals
Billy Wilder	Kansas City Royals
George Williams	San Francisco Giants
John Williamson	Seattle Mariners
Adam Witter	San Francisco Giants
Sonny Wooten	Kansas City Royals

Players in the Draft

Below is a list of East Carolina players that have been selected in the Major League Baseball Amateur Draft throughout the years. Players listed in bold were on active rosters at the close of the 2006 season (refer to page 124 for current teams).

Name	Year	Round	Pick	Team
Pat Watkins	1993	1	32	Cincinnati Reds
James Snyder	1968	2	38	Pittsburgh Pirates
Richard Narron	1967	5	88	Washington Senators (II)
Ricky Brooks	2005	3	95	Chicago White Sox
Tommy Toms	1973	6	126	San Francisco Giants
Ronald Staggs	1975	6	130	Montreal Expos
Greg Bunn	2004	5	144	Montreal Expos
Tommy Eason	1991	6	162	Philadelphia Phillies
Lee Delfino	2001	6	181	Toronto Blue Jays
Mike Christopher	1985	7	181	New York Yankees
"Rooster" Narron	1967	12	187	New York Mets
Chad Tracy	2001	7	218	Arizona Diamondbacks
Trevor Lawhorn	2004	9	258	Cincinnati Reds
Ryan Norwood	2004	9	276	Chicago Cubs
James Raynor	1966	14	279	Los Angeles Dodgers
Bobby Supel	1978	12	287	Atlanta Braves
Butch Davis	1980	12	302	Kansas City Royals
Mike Aldridge	1971	14	324	New York Mets
Kelly Robinette	1983	13	325	Cleveland Indians
Darryl Lawhorn	2004	11	326	Arizona Diamondbacks
Glenn Tucker	2003	11	337	Atlanta Braves
Mike Jacobs	1994	14	383	Boston Red Sox
Raymie Styons	1980	16	395	San Diego Padres
Bill Wilder	1982	16	401	Kansas City Royals
Billy Richardson	2005	14	428	San Diego Padres
John Rawls	1965	22	435	Baltimore Orioles
Sam Narron	2002	15	442	Texas Rangers
Steve Godin	1990	17	457	Baltimore Orioles

Matt Bishop	2004	17	502	Pittsburgh Pirates
John Poppert	2004	17	504	Montreal Expos
Jonathan Jenkins	1990	20	519	Chicago White Sox
Mark Minicozzi	2005	17	522	San Francisco Giants
Bob Patterson	1982	21	523	San Diego Padres
David Ritchie	1989	21	541	Kansas City Royals
John Williamson	2001	18	549	Seattle Mariners
Carlton Barnes	1965	29	556	Cincinnati Reds
Steve Salargo	1999	20	607	Baltimore Orioles
Bob Davidson	1984	24	615	New York Yankees
Brian Cavanaugh	2005	21	638	San Diego Padres
Jake Smith	2006	21	638	Oakland Athletics
Clayton McCullough	2002	22	664	Cleveland Indians
John Gast	1991	25	666	Cincinnati Reds
Ryan Jones	2004	22	667	Oakland Athletics
Travis Meyer	1995	24	667	Los Angeles Dodgers
Billy Best	1980	27	673	Kansas City Royals
Fred Rodriguez	1966	37	691	Chicago Cubs
Mickey Britt	1980	30	715	San Diego Padres
Joseph Hastings	2001	24	720	San Diego Padres
Kevin Riggs	1990	28	730	Cincinnati Reds
Shane Mathews	2006	26	776	San Francisco Giants
Wayne Britton	1965	56	790	Baltimore Orioles
Jason Colquitt	1998	27	807	Detroit Tigers
Jamie Borel	1994	29	809	Detroit Tigers
Chris West	1993	29	814	San Diego Padres
Davey Penny	2003	28	834	Boston Red Sox
Tim Flaherty	1997	30	898	San Francisco Giants
Brian Fields	1997	30	907	Milwaukee Brewers
Nick Schnabel	2000	31	915	Montreal Expos
Randy Riggsby	1998	32	970	Florida Marlins
Jason Howard	1999	33	998	Cincinnati Reds
Tim Langdon	1990	39	1013	Cleveland Indians
Johnny Beck	1994	43	1198	Philadelphia Phillies


ECU MAJOR LEAGUE DEBUTS

Name	Birthplace	Years Played at ECU	Major League Debut
William D. Holland	Fuquay-Varina, N.C.	1936-39	Sept. 17, 1939
Veston G. (Bunky) Stewart	Jasper, N.C.	1950	May 4, 1952
Marion L. (Tim) Talton	Pikeville, N.C.	1958	July 8, 1966
Floyd E. Wicker	Burlington, N.C.	1960-61	June 23, 1968
Vincent N. Colbert	Washington, D.C.	1967-68	May 19, 1970
Thomas H. Toms	Charlottesville, Va.	1971-73	May 4, 1975
Wallace M. (Butch) Davis	Williamston, N.C.	1978-80	Aug. 23, 1983
Robert C. Patterson	Jacksonville, Fla.	1979-82	Sept. 2, 1985
Robert B. Davidson	Bad Kurznach, Ger.	1982-84	July 15, 1989
Michael W. Christopher	Petersburg, Va.	1984-85	Sept. 10, 1991
William P. (Pat) Watkins	Raleigh, N.C.	1991-93	Sept. 9, 1997
Brent A. Billingsley	Downey, Calif.	1994	May 20, 1999
Chad A. Tracy	Charlotte, N.C.	1999-01	Apr. 21, 2004
Sam F. Narron	Goldsboro, N.C.	2000-02	July 30, 2004

Major League Pirates




Matt Bishop
Pittsburgh Pirates




Greg Bunn
Washington Nationals



Kieran Mattison
Cleveland Indians



Travis Thompson
Texas Rangers



Sam Narron
Milwaukee Brewers

Chad Tracy
Arizona Diamondbacks



East Carolina Pirates



Adam Witter
San Francisco Giants



Glenn Tucker
Atlanta Braves



John Popper
Washington Nationals




Ricky Brooks
Chicago White Sox



Ryan Norwood
Chicago Cubs

Mark Minicuzzi
San Francisco Giants



Trevor Lawhorn
Cincinnati Reds



MAKE EVERY PITCH
A MISTAKE.



EASTON
PLAY WITH IT. OR AGAINST IT.

eastonsports.com