



The History of UMES Basketball



Hawks Records

All-Time Coaching Records

Coach	Years	W-L	Pct.
John Bates	1971-1974	73-15	.830
Vernon "Skip" McCain	1948-1953	76-22	.775
Joe R. Robinson	1966-1971	101-33	.754
Nathaniel "Nate" Taylor	1953-1965	184-80	.648
Bobby Collins	2014-pres.	18-15	.546
Rob Chavez	1992-1994	29-26	.528
Howard Davis	1965-1966	8-8	.500
Jeff Menday	1994-1996	24-30	.444
Kirkland Hall	1977-1984	71-112	.388
Lonnie Williams	1996-2000	42-67	.386
Thomas Trotter	2000-2004	36-78	.316
Frankie Allen	2008-2014	42-139	.232
Steve Williams	1987-1990	18-63	.222
Larry Lessett	2004-2007	13-75	.147
Dan Jones	1974-1977	12-70	.146
Robert Hopkins	1990-1991	5-28	.143
Bobby Wilkerson	1991-1992	3-20	.130
Meredith Smith	2007-2008	4-28	.125
Howie Evans	1984-1987	10-72	.122



Nate Taylor, the Hawks' coach for twelve years and the all-time winningest coach

Individual Records

ALL TIME POINT SCORERS

Jake Ford	2,218
Thomas "Tee" Trotter	2,079
Levi Fontaine	1,816
Ken "Chick" Simmons	1,748
Robert Kearney	1,656
Donnell Boney	1,626
Thomas Stewart	1,601
Eddie Williams	1,588
James "Bones" Morgan	1,554



ALL TIME REBOUNDING LEADERS

(List is incomplete)

James "Bones" Morgan	1,741
Talvin Skinner	1,200
Trent Harris	856
Allen Davenport	703
Jackie Bryant	691
Tim Parham	622

SINGLE SEASON POINT LEADERS

Robert Kearney	1971	683
Ken "Chick" Simmons	1978	669
Eddie Williams	1964	587
Levi Fontaine	1967	542
Thomas "Tee" Trotter	2004	540

MOST FIELD GOALS IN A SEASON

Robert Kearney	1971	294
Ken Simmons	1978	278
Levi Fontaine	1967	240
Eddie Williams	1964	235
Rubin Collins	1974	208

AVERAGE PPG IN A SEASON

Eddie Williams	1964	36.6
Jake Ford	1968	26.4
Robert Kearney	1971	25.2
Ken "Chick" Simmons	1978	24.8
Levi Fontaine	1967	23.6

FG PERCENTAGE LEADERS

Steven Hay	1980	.560
Jake Ford	1970	.556
Wilber Smith	1961	.531
Trent Harris	1960	.530
Joe Pace	1974	.509

MOST REBOUNDS IN A SEASON

Bones Morgan	1970	518
Bones Morgan	1969	509
Trent Harris	1960	485
Bones Morgan	1968	471
Talvin Skinner	1973	384

FT PERCENTAGE LEADERS

Jake Ford	1967	.906
A. Wellington	2003	.902
Jake Ford	1970	.887
Tee Trotter	2004	.850
Jake Ford	1968	.834

FREE THROWS IN A SEASON

Jake Ford	1968	186
Jake Ford	1970	180
Eddie Williams	1964	170
Tee Trotter	2004	136
Tee Trotter	2003	124

MEAC (1970-1979, 1981-present)

First Team

1996	Aaron McKinney
1993	Marlin Kimbrew
1986	Donnell Boney
1978	Ken "Chick" Simmons
1977	Ken "Chick" Simmons
1976	Ken "Chick" Simmons
1974	Talvin Skinner
1974	Rubin Collins
1974	Joe Pace
1973	Talvin Skinner
1973	Rubin Collins
1972	Jack Bryant

Second Team

2009	Neal Pitt
2008	Ed Tyson
2006	Tim Parham
2004	Thomas "Tee" Trotter
2003	Thomas "Tee" Trotter
1998	Crython Langhorne
1996	John Woods
1994	Dale Harrison
1994	Deon Murray
1988	Marvin Blye
1987	Marvin Blye
1987	Derek Tovinson
1986	Derek Robinson
1985	Donnell Boney
1984	Donnell Boney
1980	Steve Hay

Rookie Team

2001	Thomas "Tee" Trotter
------	----------------------

MEAC Tourney MVP

1974	Talvin Skinner
------	----------------

Rebound Title

1974	Talvin Skinner
1973	Talvin Skinner

All-Conference Selections



James "Bones" Morgan shoots over his defenders at Tawes Gym

NAIA All-American

1969	Jake Ford	1st
1970	Jake Ford	1st
1973	Rubin Collins	2nd
1977	Ken Simmons	Hon.

All-NAIA

1977	Ken "Chick" Simmons
1974	Rubin Collins
1974	Joe Pace

NAIA All-Tourney Team

1973	Joe Pace
	Rubin Collins
	Talvin Skinner



The 1958-59 Hawks

CIAA (1954-1970)

All-CIAA

1970	Jake Ford
1970	James "Bones" Morgan
1969	Jake Ford
1965	Eddie Williams
1964	Eddie Williams
1962	Jesse Williams
1961	David Riddick
1960	David Riddick
1956	Theophilus "Sonny" Lloyd
1955	Theophilus "Sonny" Lloyd (Hon. Mention)

CIAA All-Star Team

1956	Theophilus "Sonny" Lloyd
------	--------------------------

CIAA All-Tourney Team

1970	James "Bones" Morgan
1970	Jake Ford
1970	Levi Fontaine
1970	Thomas Stewart
1969	Jake Ford
1969	James "Bones" Morgan
1962	Jesse Williams

CIAA Outstanding Tourney

1956	Theophilus "Sonny" Lloyd
------	--------------------------

Hawks in the Pros

Ken McBride	1954	Syracuse
-1954-55(Played in Milwaukee)		
Jake Ford	1970	Seattle
-Played from 1970-1972		
Levi Fontaine	1970	S Fran.
-Played from 1970-1971		
James Morgan	1970	Seattle
Rubin Collins	1974	Portland
Talvin Skinner	1974	Seattle
-Played from 1974-1976		
Billy Gordon	1974	Seattle
Joe Pace	1976	Wash.
-Played from 1976-1981		

Head-to-Head

Delaware State	65-59	.524	Iowa	0-5	.000
Morgan State	64-56	.533	George Washington	0-5	.000
Howard	41-56	.422	Federal City Coll.	3-1	.750
N.Carolina A&T	28-52	.350	Brown	2-2	.500
Coppin State	19-56	.253	Florida Int'l	2-2	.500
South Carolina State	18-52	.257	NJIT	2-2	.500
Bethune-Cookman	22-47	.319	St. Francis (NY)	2-2	.500
Hampton	25-39	.391	Westminster (PA)	1-3	.250
Norfolk State	19-41	.317	Youngstown State	1-3	.250
Florida A&M	21-38	.356	St. Peter's	1-3	.250
Virginia Union	26-17	.605	Longwood	0-4	.000
Virginia State	24-12	.667	Iowa State	0-4	.000
Elizabeth City State	20-11	.645	Radford	0-4	.000
Lincoln	20-8	.714	Johnson C. Smith	0-4	.000
N.C. Central	13-15	.464	Albany	5-0	1.000
St. Paul's	12-4	.750	Barber-Scotia	3-0	1.000
Winston-Salem	7-9	.438	King's College	3-0	1.000
Maryland	0-16	.000	Shaw (MI)	3-0	1.000
Brooklyn	2-12	.143	Washington College	3-0	1.000
Salisbury	6-6	.500	Mount St. Mary's	2-1	.667
Hofstra	5-6	.455	Duquesne	1-2	.333
Navy	5-5	.500	Gannon	1-2	.333
Cheyney	5-4	.545	Kenesaw State	1-2	.333
Charleston Southern	3-6	.333	Rider	1-2	.333
Bowie State	7-1	.833	St. Bonaventure	1-2	.333
Kentucky State	5-3	.625	Wright State	1-2	.000
Old Dominion	0-8	.000	Boston College	0-3	.000
Hartwick	4-3	.571	Dartmouth	0-3	.000
Morehead State	2-5	.286	Miami (Fla.)	0-3	.000
Savannah State	2-5	.286	N.C. State	0-3	.000
Adelphi	7-0	1.000	Nebraska	0-3	.000
Bridgeport	6-1	.857	Northwestern	0-3	.000
Stony Brook	3-3	.500	Oklahoma	0-3	.000
University of D.C.	3-3	1.000	Portland State	0-3	.000
Towson	2-4	.333	Robert Morris	0-3	.000
UMBC	2-4	.333	Wake Forest	0-3	.000
Cleveland State	0-6	.000			
Georgetown	0-6	.000	Two-Time Opp.	28-62	.311
VCU	0-6	.000	One-Time Opp.	48-65	.425
Virginia Tech	0-6	.000			
Fayetteville State	5-0	1.000			
St. Mary's College	4-1	.800			
Wilmington	4-1	.800			
Long Island	3-2	.600			
American	2-3	.400			
Akron	1-4	.200			
James Madison	1-4	.200			
St. Francis (PA)	1-4	.200			
Wagner	1-4	.200			

Year-by-Year

	1947-48
No Coach Listed	14-4
	1948-49
Coach: Vernon "Skip" McCain	10-4
at Hampton	L, 66-60
York Recreation	L, 78-30
Morgan State	W, 57-35
Cheyney	W, 75-41
at York Recreation	W, 91-43
at Delaware State	W, 57-53
Delaware State	W, 46-43
at Fayetteville	W, 90-85
at Philly All-Stars	W, 72-51
at Long Island	W, 78-64
Kentucky State	L, 59-54
at Cheyney	W, 73-50
Fayetteville	W, 75-51
at Morgan State	L, 84-82
	1949-50
Coach: Vernon "Skip" McCain	19-3
1. Dartmouth	L, 60-59
2. Kentucky State	W, 78-63
3. Kentucky State	W, 58-53
4. Wilberforce	W, 74-65
	1950-51
Coach: Vernon "Skip" McCain	19-2
1. Akron	W, 77-72
2. Hartwick	W, 72-71
3. Hofstra	L, 65-54
4. Kentucky State	W, 59-55
5. Kentucky State	W, 64-61
6. Case Western Reserve	W, 74-70
7. Westminster (PA)	L, 69-67
	1951-52
Coach: Vernon "Skip" McCain	18-6
1. Central State	L, 83-64
2. Hartwick	L, 69-67
3. Hofstra	L, 62-56
4. Kentucky State	L, 60-59
5. Kentucky State	L, 63-62
6. Westminster (PA)	L, 70-68
	1952-53
Coach: Vernon "Skip" McCain	10-7
Wilmington YMCA	W, 101-46
at Providence	W, 76-67
at Hartwick	L, 80-77
at Scranton	L, 62-49
Dover Air Force Base	W, 91-53

Year-by-Year Results



Years with numbers listed next to games are incomplete results

at Wagner	L, 71-54
Elizabeth City State	W, 98-60
at Gannon	W, 75-58
at Westminster (PA)	L, 72-67
at Hofstra	L, 83-62
at Rider	L, 85-74
Andrews Air Force Base	W, 86-72
at Elizabeth City State	W, 80-40
Fayetteville State	W, 85-68
at Hampton	L, 74-68
at Fayetteville State	W, 80-72
Hampton	W, 89-72
1953-54	
Coach: Nate Taylor	
17-2	
1. Adelphi	W, 80-61
2. Hartwick	W, 79-59
3. Hofstra	W, 85-82
4. Norfolk State	W, 81-37
5. at Norfolk State	W, 86-58
6. St. Paul's	W, 85-57
7. Winston Salem State	L, 69-61
8. Virginia Union	W, 72-62
9. King's College	W, 88-78
10. Fayetteville State	W, 79-68
11. Upsala College	L, 63-62
12. Virginia State	W, 81-36
13. Delaware State	W, 73-45
14. Delaware State	W, 81-79
15. Dover Air Base	Win
16. Dover Air Base	Win
17. Wilmington YMCA	Win
18. Wilmington YMCA	Win
19. Shaw	Win

1954-55	
Coach: Nate Taylor	
19-5, 3rd Place, CIAA	
12/04	Virginia State W, 74-47
12/05	Virginia Union L, 79-63
12/07	Delaware State W, 56-55
12/09	at N.C. Central W, 79-65
12/10	at N.C. A&T Win
12/11	at Winston-Salem State W, 71-68
12/13	at St. Paul's W, 90-69
12/20	at Morgan State W, 75-74
01/08	at King's College W, 79-66
01/09	at Hartwick W, 88-64
01/10	St. Paul's W, 83-69
01/17	Elizabeth City State W, 73-70
01/29	Elizabeth City State W, 74-61
01/31	N.C. Central L, 77-74
02/05	Virginia Union W, 77-60
02/09	at Hofstra L, 71-66
02/10	at Adelphi W, 91-74
02/15	Morgan State L, 86-77
02/16	at Lincoln W, 81-67
02/18	Delaware State W, 73-45

02/19	Virginia State	W, 86-67
CIAA Championship, Durham, N.C.		
02/24	N.C. A&T	W, 95-87
02/25	Virginia Union	L, 65-51
02/26	Morgan State	W, 106-69
1955-56		
Coach: Nate Taylor		
23-1, CIAA Champions		
12/01	at Virginia Union	W, 88-87
12/03	Bainbridge Naval	W, 86-64
12/06	Delaware State	W, 85-69
01/03	Elizabeth City St.	W, 105-56
01/06	Morgan State	W, 90-81
01/07	at Elizabeth City	W, 96-87
01/11	at Hofstra	W, 82-74
01/12	at Adelphi	W, 87-78
01/13	St. Paul's	W, 96-65
01/14	Lincoln	W, 101-73
01/16	at N.C. Central	W, 82-71
01/17	at Winston-Salem	W, 83-72
01/21	at Bainbridge Naval	W, 72-65
01/30	N.C. Central	W, 71-54
02/04	Virginia Union	W, 76-70
02/08	at King's College	W, 86-79
02/09	at Hartwick	W, 83-66
02/11	at Morgan State	W, 85-84
02/14	at Lincoln	W, 77-39
02/18	at Delaware State	W, 98-82

CIAA Tournament, Durham, N.C.		
02/23	Virginia Union	W, 75-64
02/24	N.C. A&T	W, 87-66
02/25	Winston-Salem St.	W, 106-76

NAIA Tournament, Nashville, Tenn.		
03/01	Jackson State	L, 85-81

1956-57	
Coach: Nate Taylor	
7-15	
Virginia Union	L, 62-60
Delaware State	L, 54-49
Bainbridge Naval Base	Lost
North Carolina Central	L, 75-62



Trent Harris, 1956-1960


Virginia State	L, 82-76
St. Augustine	W, 60-54
Elizabeth City State	W, 65-53
Morgan State	W, 74-68
Hartwick	L, 72-58
Hofstra	L, 54-46
Delaware State	W, 88-69
Morgan State	W, 81-70
Lincoln	W, 68-55
Winston-Salem State	L, 63-57
West Virginia State	L, 82-78
Virginia State	L, 72-71
Winston-Salem State	L, 76-63
Virginia Union	Lost
St. Augustine	Lost
Lincoln	W, 80-53
N.C. Central	Lost

1957-58
Coach: Nate Taylor
7-11

Delaware State	L, 83-70
Elizabeth City State	L, 74-71
Elizabeth City State	W, 71-64
Howard	L, 88-65
Kentucky State	W, 87-86
Lincoln	W, 65-64
Lincoln	W, 71-64
Morgan State	L, 92-83
Morgan State	L, 82-74
N. Carolina College	L, 85-72
Virginia State	W, 71-68
Virginia Srare	L, 73-65
Virginia Union	L, 80-56
Virginia Union	L, 86-79
Winston-Salem State	W, 89-88
Winston-Salem State	L, 70-69

1958-59
Coach: Nate Taylor
9-9

Hunter College	L, 82-79
Delaware State	L, 64-59
Elizabeth City State	L, 72-66
Virginia State	L, 67-60
Berean Institute	W, 74-73
Lincoln	W, 71-57
N.C. College	L, 70-66
Winston-Salem State	L, 60-58
Morgan State	W, 93-82
Berean Institute	W, 97-70
Elizabeth City State	L, 74-73
N.C. College	L, 73-72
Virginia State	L, 78-76
Lincoln	W, 80-58
Winston-Salem State	W, 93-84
Howard	W, 78-71
Morgan State	W, 103-102
Delaware State	W, 89-77



Dave Riddick, 1957-1961

1959-60
Coach: Nate Taylor
22-6

Adelphi	W, 56-46
Bowie State	W, 71-50
Bowie State	W, 102-62
Bridgeport	L, 93-80
Delaware State	W, 89-71
Delaware State	W, 73-61
Elizabeth City State	W, 83-71
Elizabeth City State	W, 80-75
Hampton	W, 85-74
Hunter College	W, 77-47
Johnson C. Smith	L, 100-94
Johnson C. Smith	L, 77-60
Lincoln	W, 91-52
Lincoln	W, 63-52
Morgan State	W, 64-58
Morgan State	W, 86-58
Morgan State	W, 87-61
Philadelphia Textile	W, 86-64
S. Connecticut. State	W, 82-59
Virginia State	W, 77-75
Virginia State	W, 75-62
Virginia Union	W, 78-73
Virginia Union	W, 87-61
Winston-Salem State	L, 78-56

NAIA District Playoffs	
Albany	W, 73-55
Montclair	W, 84-59

NAIA Nationals	
Westminster	L, 64-63

1960-61
Coach: Nate Taylor
17-7

Bridgeport	W, 98-86
Adelphi	W, 68-65
Hampton	W, 63-61
Philadelphia	W, 97-88
Virginia State	W, 92-80
Albany	W, 45-36
Montclair State	W, 65-42

Monmouth	W, 81-37
Hampton	L, 83-65
Howard	W, 80-66
Lincoln	W, 69-48
Lincoln	W, 87-72
Delaware State	L, 75-74
Virginia State	W, 84-75
Delaware State	W, 103-84
Morgan State	W, 96-61
Howard	L, 83-73
Virginia Union	L, 111-91
Virginia Union	W, 99-96
Morgan State	L, 95-86

CIAA Tourn., Winston-Salem, N.C.
Johnson C. Smith L, 97-78

NAIA District Playoffs	
Albany	W, 69-53
Pratt State	W, 76-68

NAIA Nationals	
Missouri Valley	L, 89-74

1961-62
Coach: Nate Taylor
21-5

Bridgeport	W, 83-81
Adelphi	W, 80-54
Philadelphia	W, 75-73
Hampton	W, 68-54
Elizabeth City State	W, 83-60
Virginia State	W, 78-69
Pace	W, 74-54
Montclair State	W, 74-51
Norfolk State	W, 66-60
Norfolk State	W, 85-71
Virginia Union	L, 77-67
Delaware State	W, 82-75
Virginia State	L, 77-67
Elizabeth City State	W, 111-109 3ot
Morgan State	L, 76-72
Howard	W, 91-57
So. Connecticut State	W, 85-77
Virginia Union	W, 41-32
Virginia State	W, 91-79
Morgan State	W, 97-87
Hampton	W, 79-73
Howard	W, 85-61

CIAA Tournament, Winston-Salem, N.C.
Delaware State W, 79-60
North Carolina A&T L, 69-60
Virginia State L, 79-71

NAIA District Playoffs	
Bloomfield	W, 78-72

1962-63
Coach: Nate Taylor
15-5

Norfolk State	W, 89-63
Elizabeth City State	W, 78-77
Hofstra	W, 65-64
Bridgeport	W, 85-62
Virginia State	L, 79-72
Howard	W, 70-56
Hampton	W, 78-77
Norfolk State	L, 97-83
Howard	W, 81-66
Hampton	L, 78-75
Elizabeth City State	W, 68-63
Delaware State	W, 78-49
Virginia State	W, 74-72
Delaware State	W, 88-66
Morgan State	W, 69-67
Philadelphia	L, 76-71
Virginia Union	W, 72-69
Morgan State	W, 76-70
Virginia Union	W, 77-75

CIAA Tourn., Winston-Salem, N.C.
Johnson C. Smith L, 96-87

1963-64
Coach: Nate Taylor
11-8

Norfolk State	W, 78-75
Philadelphia	L, 73-72
Hofstra	L, 101-85
Norfolk State	W, 78-68
Elizabeth City State	W, 98-87
Bridgeport	W, 92-78
Central Conn. State	L, 100-98
Delaware State	W, 82-65
Howard	W, 92-78
Virginia Union	W, 73-59
Morgan State	W, 87-80
Howard	W, 111-86
Morgan State	L, 88-85
Virginia Union	L, 101-81
Virginia State	W, 104-78
Virginia State	L, 92-90
Elizabeth City State	W, 81-80
CIAA Tournament, Greensboro, N.C.	
11. Norfolk State	L, 95-85

NAIA District Playoffs
12. New Jersey City L, 55-54

1964-65
Coach: Nate Taylor
16-6

1. Morgan State	W, 117-102
2. Morgan State	W, 91-76
3. at Norfolk State	L, 130-97
4. Norfolk State	W, 55-54

- 5. Virginia State W, 105-93
- 6. Virginia State W, 89-87
- 7. Virginia Union W, 97-62
- 8. Virginia Union W, 101-92
- 10. Bridgeport W, 88-87
- 11. Hofstra W, 86-78

- CIAA Tournament, Greensboro, N.C.
- 12. Norfolk State L, 80-79

1965-66

Coach: Howard Davis
8-10

- 1. Delaware State W, 77-76
- 2. Delaware State L, 82-59
- 3. Elizabeth City State L, 88-79
- 4. Elizabeth City State L, 112-95
- 5. Morgan State W, 85-84
- 6. Morgan State W, 69-68
- 7. Norfolk State L, 117-69
- 8. Norfolk State L, 63-53
- 9. Virginia State W, 89-79
- 10. Virginia State L, 73-61
- 11. Virginia Union W, 102-93
- 12. Virginia Union W, 83-77
- 13. Westminster (PA) W, 48-46

- CIAA Tournament, Greensboro, N.C.
- 14. Norfolk State L, 125-100

1966-67

Coach: Joe Robinson
12-10

- 1. Hampton W, 97-95
- 2. Hampton L, 93-88
- 3. Morgan State W, 69-52
- 4. Morgan State W, 101-72
- 5. Norfolk State L, 106-91
- 6. Norfolk State L, 102-101
- 7. Virginia State W, 104-76
- 8. Virginia State W, 84-80
- 9. Virginia Union W, 119-77
- 10. Virginia Union W, 86-84
- 11. Cheyney L, 83-72
- 12. Cheyney L, 93-82

1967-68

Coach: Joe Robinson
16-6

- Elizabeth City W, 108-88
- Philadelphia Textile L, 85-81
- Elizabeth City L, 110-91
- Norfolk State L, 140-105
- Virginia State W, 96-79
- Quinnipiac W, 104-79
- Delaware State W, 103-74
- Cheyney W, 88-69
- Westminster W, 86-71
- Virginia State L, 86-73
- Hampton W, 79-72

- Cheyney W, 73-72
- Hampton W, 89-73
- Norfolk State L, 93-86
- Howard W, 99-83
- Morgan State W, 108-68
- Cheyney L, 93-62
- Howard W, 72-71
- Delaware State W, 95-91
- Morgan State W, 108-73

1968-69

Coach: Joe Robinson
27-5, NAIA Runners Up

- 1. Delaware State W, 101-100
- 2. Delaware State W, 88-74
- 3. Elizabeth City State L, 91-90
- 4. Elizabeth City State L, 99-96
- 5. Morgan State W, 80-65
- 6. Morgan State W, 88-76
- 7. Norfolk State L, 116-111
- 8. at Norfolk State W, 100-99
- 9. St. Paul's W, 90-73
- 10. Virginia Union W, 89-76
- 11. Virginia Union W, 112-74
- 12. Cheyney L, 97-87

CIAA Tournament

- 13. St. Paul's W, 127-76
- 14. Winston-Salem State W, 89-88
- 15. Elizabeth City State L, 101-98

NAIA Tournament

- 16. Wartburg W, 99-90
- 17. Wisconsin-Stout W, 85-83
- 18. Monmouth W, 99-94
- 19. Central Washington W, 93-87
- 20. E. New Mexico L, 99-76

1969-70

Coach: Joe Robinson
29-2


- 1. Delaware State W, 91-85
- 2. Delaware State W, 125-90
- 3. Hampton W, 112-87
- 4. Hampton W, 2-0 (FT)
- 5. Norfolk State W, 128-101
- 6. at Norfolk State W, 126-105
- 7. St. Paul's W, 114-65
- 8. St. Paul's W, 134-80
- 9. Virginia State W, 107-65
- 10. Virginia State W, 86-71
- 11. Virginia Union W, 109-87
- 12. Virginia Union W, 94-73

CIAA Tournament

- 13. Shaw W, 93-70
- 14. N.C. A&T W, 80-76
- 15. Winston-Salem State L, 79-77

NAIA District Playoffs

- 16. Lincoln W, 101-86
- 17. Mansfield State W, 74-66



Talvin Skinner, 1970-1974

NAIA Nationals

- 18. California (PA) W, 101-67
- 19. Morris Harvey W, 88-78
- 20. East New Mexico L, 76-74

1970-71

Coach: Joe Robinson
17-10, Independent

- Alcorn A&M (State) W, 103-95
- Johnson C. Smith L, 116-108
- Lincoln W, 85-82
- Washington College W, 105-70
- Virginia Union W, 101-85
- Norfolk State L, 112-93
- Howard L, 103-102
- Delaware State W, 107-86
- Cheyney W, 92-84
- Indiana University (PA) L, 78-61
- Federal City College L, 95-94
- Towson W, 74-57
- Delaware State W, 92-77
- Hampton W, 102-88
- Norfolk State L, 90-82
- Virginia Union W, 80-69
- Howard L, 93-77
- St. Paul's College L, 98-97
- Virginia State W, 98-91
- Morgan State W, 95-79
- Federal City College W, 100-91
- St. Paul's College W, 101-71
- Western New England W, 122-75
- Virginia State L, 114-113
- Hampton W, 110-82
- Morgan State W, 82-76

1971-72

Coach: John Bates
20-7, 7-5 MEAC

- 1. Delaware State W, 80-76
- 2. Delaware State L, 72-66
- 3. Howard W, 85-71
- 4. Howard L, 84-81



5. Morgan State	W, 77-70
6. Morgan State	L, 83-73
7. Morgan State	W, 83-71
8. N.C. A&T	L, 89-86
9. N.C. A&T	W, 98-83
10. South Carolina St.	W, 93-70
11. South Carolina St.	W, 80-77

MEAC Tournament

12. N.C. A&T	L, 86-67
--------------	----------

1972-73

Coach: John Bates

26-6, 10-2 MEAC, NAIA Runners Up

Lincoln University	L, 88-75
North Carolina Central*	W, 70-63
North Carolina A&T*	W, 97-88
Shepherd	W, 114-97
St. Mary's College	W, 101-84
Western New England	W, 60-49
Brockport	W, 122-103
Coppin State	W, 102-75
Shaw College	W, 107-101
Barber-Scotia	W, 96-95
Delaware State*	W, 90-88
Howard*	W, 92-82
Coppin State	W, 102-93
North Carolina Central*	W, 100-80
North Carolina A&T*	W, 97-86
Morgan State*	L, 104-102 ot
Barber-Scotia	W, 98-94
South Carolina State*	L, 92-91
South Carolina State*	W, 90-78
Delaware State*	W, 95-85
Morgan State*	W, 104-97
Howard*	W, 95-80
Lincoln	W, 91-90
Howard*	W, 91-78

MEAC Tournament, Durham, N.C.

North Carolina A&T	L, 81-80
Morgan State	L, 98-87

NAIA Tournament

Eastern Montana	W, 114-107
Ferris State	W, 95-90
Xavier (La.)	W, 87-80
Slippery Rock	W, 113-82
Guilford	L, 99-96

1973-74

Coach: John Bates

27-2, 11-1 MEAC

Mercyhurst	W, 95-92
Lincoln University	W, 101-88
North Carolina Central*	W, 105-88
North Carolina A&T*	W, 102-84
Federal City College	W, 93-58
Delaware State*	W, 87-79

Stillman College	W, 96-76
Southern University	W, 124-107
Lemoyne-Owen	W, 98-86
Shaw College (MI)	W, 104-97
Detroit Institute	W, 137-90
Federal City College	W, 87-54
Brockport State	W, 93-69
Shaw College (MI)	W, 114-100
Delaware State*	W, 113-106
Howard*	W, 98-88
Lincoln University	W, 101-83
North Carolina Central*	W, 98-92 OT
Howard*	W, 96-86
North Carolina A&T*	W, 88-82
Morgan State*	L, 72-70
South Carolina State*	W, 95-91
Barber-Scotia	W, 105-85
South Carolina State*	W, 105-98
Morgan State*	W, 90-75

MEAC Tournament, Baltimore, Md.

Howard	W, 92-89
Morgan State	W, 77-62

National Invitational Tournament

Manhattan College	W, 84-81
Jacksonville	L, 85-83

1974-75

Coach: Danny Jones

2-24, 0-12 MEAC

1. Delaware State	L, 88-84
2. Delaware State	L, 76-74
3. Howard	L, 99-80
4. Howard	L, 107-84
5. Jackson State	L, 90-79
6. Lincoln	L, 90-71
7. Lincoln	L, 101-79
8. Morgan State	L, 78-77
9. Morgan State	L, 106-89
10. Morgan State	L, 121-68
11. N.C. A&T	L, 89-79
12. N.C. A&T	L, 76-56
13. South Carolina St.	L, 96-83
14. South Carolina St.	L, 128-90
15. Va. Commonwealth	L, 89-57
16. Va. Commonwealth	L, 85-75

1975-76

Coach: Danny Jones

2-21, 1-11 MEAC

1. Belmont Abbey	L, 102-84
2. Delaware State	L, 78-71
3. Delaware State	L, 87-68
4. Georgetown	L, 97-67
5. Howard	L, 85-65
6. Howard	L, 99-83
7. Lincoln	L, 89-82
8. Lincoln	L, 91-79


9. Morgan State	L, 78-57
10. Morgan State	L, 109-79
11. N.C. A&T	L, 93-66
12. N.C. A&T	L, 86-75
13. N.C. A&T	L, 96-70
14. N.C. Central	W, 87-83 OT
15. N.C. Central	L, 84-76
16. South Carolina St.	L, 79-73
17. South Carolina St.	L, 81-79
18. UNC Charlotte	L, 114-59
19. Va. Commonwealth	L, 92-68

1976-77

Coaches: Danny Jones

7-19, 6-6 MEAC

12/01	Virginia Union	L, 106-91
12/02	Lincoln	L, 73-55



Cedric Roane, 1974-1975

12/04	Salisbury	L, 80-79
12/08	Bowie State	L, 87-85
12/10	St. Paul's Coll.	L, 77-75
12/11	Hampton	L, 108-76
01/12	Morgan State*	L, 92-74
01/14	N.C. Central*	L, 81-79
01/15	N.C. A&T*	W, 64-59
01/19	Howard*	L, 96-89
01/21	Hampton	L, 77-73
01/22	Lincoln	L, 77-76
01/25	Delaware State*	W, 81-67
01/28	N.C. Central*	W, 73-70
01/29	N.C. A&T*	W, 74-73
01/31	St. Paul's Coll.	L, 98-87
02/01	Howard*	L, 98-88
02/03	Robert Morris	L, 73-72
02/05	S.C. State*	L, 98-83
02/10	Salisbury	L, 89-83
02/12	S.C. State*	L, 101-65
02/14	Virginia Union	L, 104-71
02/18	Morgan State*	W, 84-83
02/19	Delaware State*	W, 59-54
02/21	Stockton State	W, 62-56



MEAC Tournament, Greensboro, NC
02/24 Morgan State* L, 78-73

1977-78

Coach: Danny Jones & Kirkland Hall
7-20, 2-10 MEAC

Virginia Union L, 121-95
Hampton L, 90-84
at Salisbury L, 76-66
at Lincoln L, 79-74
at St. Mary's College L, 91-83
at St. Paul's College W, 91-88
at Hampton L, 101-65

Salisbury Tournament, Salisbury, Md.**
Coppin State** L, 53-43
State Univ. of N.Y.** W, 83-73

Morgan State* L, 73-65
at N.C. Central* L, 103-88
at N.C. A&T* L, 95-74
St. Mary's College W, 109-101
Delaware State* W, 90-61
N.C. Central* W, 89-81
N.C. A&T* L, 72-60
St. Paul's College W, 101-96
at Howard* L, 97-74
Salisbury W, 74-72
South Carolina State* L, 81-77
Howard* L, 87-76
at Coppin State L, 94-79
at South Carolina State* L, 97-89
at Virginia Union L, 86-58
at Morgan State* L, 91-83
at Delaware State* L, 73-62

MEAC Tournament, Greensboro, N.C.
Howard L, 97-69

1978-79

Coach: Kirkland Hall
7-17, 5-8 MEAC

at Salisbury W, 79-72
at Virginia Union L, 101-81
at Gannon L, 99-88
at Youngstown State L, 78-70
at Towson L, 88-86
at Hampton L, 88-74
Virginia Union L, 60-58
N.C. Central* L, 74-70 OT
N.C. A&T* L, 80-78 2ot
Hampton L, 85-82 OT
Morgan State* L, 54-53
at Delaware State* L, 79-77
at N.C. Central* W, 73-64
at N.C. A&T* L, 84-64
at Howard* L, 73-65
at South Carolina State* W, 93-92
Howard* W, 78-62

Salisbury W, 96-78
South Carolina State* W, 80-71
Coppin State L, 79-77
at Morgan State* L, 75-69
at Coppin State L, 87-85
Delaware State* W, 47-45

MEAC Tournament, Greensboro, N.C.

Morgan State L, 73-70

1979-80

Coach: Kirkland Hall
16-9, Independent

at Maryland L, 82-58
Bowie State W, 91-61
at Hampton W, 64-62
at Elizabeth City L, 58-54
Siena W, 71-55
at Youngstown St. L, 79-66

*Loyola Holiday Tournament, Baltimore**

*LeMoyne Coll. W, 73-68**
*S. Connecticut St. W, 78-71**
Washington W, 109-77
at Gannon L, 86-72
at Morgan State W, 52-49
Hampton W, 71-69
Coppin State W, 77-69
Univ. of D.C. W, 80-71
Morgan State W, 60-57
Delaware State L, 69-68
at N.C. Central L, 101-85
at Univ. of D.C. W, 82-80
at Bowie State W, 83-66
N.C. Central W, 79-58
at Coppin State W, 62-55
at Delaware State L, 90-73
Salisbury L, 66-55


NAIA District 19 Playoffs

Spring Garden W, 83-74
at Hampton L, 91-77

1980-81

Coach: Kirkland Hall
17-13, Independent

Longwood L, 62-54
Elizabeth City St. L, 71-62
Hampton W, 69-68
Elizabeth City St. W, 94-72
Youngstown St. W, 66-56
Hampton L, 80-74
St. Mary's College W, 91-61
Coppin State L, 88-82
Shenandoah W, 92-60
St. Paul's College L, 100-98
Coppin State W, 80-58
Univ. of D.C. L, 69-59
Bowie State W, 74-62



Allen Davenport, 1979-1983

Southeastern W, 85-65
Maryland L, 81-65
East Stroudsburg L, 53-46
Quinnipiac L, 67-62
Morgan State W, 87-63
Southeastern W, 84-46
Longwood L, 82-75
Shaw Coll. (MI) W, 101-87
Morgan State W, 61-57
Delaware State L, 81-78
Univ. of D.C. L, 93-76
St. Mary's College W, 104-96
Coppin State L, 69-66
Rutgers-Camden W, 85-71


NAIA District 19 Tourn., Norfolk, Va.

St. Paul's College W, 93-72
Hampton W, 84-81
Norfolk State L, 107-85

1981-82

Coach: Kirkland Hall
6-20, 3-9 MEAC

11/30 at James Madison L, 79-43
12/01 at Old Dominion L, 84-57
12/04 at S.C. State* L, 81-66
12/05 at W. Carolina L, 84-59
12/07 at Maryland L, 76-64
12/12 C.W. Post W, 62-51
12/21 at St. Bonaventure L, 93-68
01/02 at Cleveland State L, 95-79
01/09 at George Mason L, 86-80
01/11 at B-Cookman* L, 68-57
01/12 at Florida A&M* L, 58-57
01/16 Coppin State W, 77-74
01/19 at Howard* L, 45-44



01/23 at Charleston S. L, 46-44
 01/25 N.C. A&T* L, 64-53
 01/27 S.C. State* L, 62-58
 02/03 Morgan State W, 57-41
 02/07 B-Cookman* W, 82-78
 02/08 Florida A&M* W, 72-65
 02/11 Howard* L, 51-49
 02/13 at Delaware St.* L, 84-73
 02/18 at N.C. A&T* L, 92-71
 02/20 Delaware State* W, 81-77
 02/25 Coppin State L, 80-73
 02/27 at Clemson L, 91-70

MEAC Tournament, Winston-Salem, NC

03/05 Howard L, 63-57

1982-83
 Coach: Kirkland Hall
 10-19, 5-7 MEAC

11/27 Brooklyn L, 57-41
 11/30 at Navy L, 76-66
 12/01 at Maryland L, 90-71
 12/04 at Virginia Tech L, 88-62
 12/08 at Akron L, 91-78
 12/09 at Youngstown St. L, 72-63
 12/11 York College W, 104-84
 12/22 at George Mason L, 91-80

Green Bay, Wisconsin Classic

01/03 Charleston Sou. L, 75-72
 01/04 Campbell L, 73-69

01/08 at B-Cookman* L, 63-60
 01/10 at Florida A&M* L, 79-74
 01/15 Cleveland State L, 89-66
 01/18 Howard* L, 47-41
 01/22 Florida A&M* W, 92-88
 01/24 B-Cookman* W, 82-64
 01/27 Morgan State W, 80-76
 01/29 at S.C. State* L, 116-95
 01/31 at N.C. A&T* L, 79-70
 02/03 St. Mary's W, 93-68
 02/05 S.C. State* W, 103-89
 02/07 N.C. A&T* L, 87-73
 02/10 Coppin State W, 80-69
 02/12 at Delaware St.* W, 86-82
 02/16 at Brooklyn L, 80-70
 02/19 Delaware State* W, 91-75
 02/22 at Howard* L, 84-71

MEAC Tournament, Greensboro, N.C.

3/10 Florida A&M W, 73-71
 3/11 N.C. A&T L, 81-74

1983-84
 Coach: Kirkland Hall
 7-21, 5-10 MEAC

11/26 at Virginia Tech L, 99-71
 11/28 at G. Washington L, 110-75

11/30 at James Madison L, 71-49
 12/06 Brooklyn W, 78-77

Coastal Cities Classic, Monmouth, NJ

12/09 Charleston Sou. L, 66-63
 12/10 U.S. Int'l L, 75-72
 12/14 at Maryland L, 104-69
 12/16 at Old Dominion L, 79-65
 01/07 at Cleveland St. L, 100-67
 01/09 at Akron L, 84-63
 01/14 S.C. State* W, 66-62
 01/15 N.C. A&T* L, 87-68
 01/19 Monmouth W, 81-77
 01/24 at Howard* L, 82-61
 01/26 Coppin State* L, 95-90
 01/28 at N.C. A&T* L, 75-59
 01/30 at S.C. State* L, 78-62
 02/04 Florida A&M* L, 86-79
 02/06 B-Cookman* W, 67-64
 02/11 at Florida A&M* W, 63-62 OT
 02/13 at B-Cookman* W, 46-44
 02/16 Delaware State* L, 90-87
 02/18 Howard* L, 58-56 OT
 02/20 at Georgia Tech L, 70-61
 02/23 at Brooklyn L, 77-53
 02/25 Morgan State* W, 92-83 OT
 02/27 at Delaware St.* L, 82-81

MEAC Tournament, Greensboro, NC

03/08 Delaware State L, 67-52

1984-85
 Coach: Howie Evans
 3-25, 2-10 MEAC

11/23 Salisbury L, 81-69
 Radford Tournament, Radford, Va.
 11/29 at Radford L, 90-57
 12/01 Charleston Sou. L, 75-58

12/03 at Virginia Tech L, 91-46
 12/06 Brooklyn L, 82-69
 12/08 Bowie State W, 89-75
 12/13 at Maryland L, 87-48
 12/15 at Akron L, 67-53
 01/03 at Georgia Tech L, 93-40
 01/09 at Central Florida L, 70-58
 01/12 at B-Cookman* L, 76-61
 01/17 Morgan State* W, 72-63
 01/23 Radford L, 61-58
 01/28 B-Cookman* W, 76-70
 01/30 Howard* L, 69-59
 02/02 at S.C. State* L, 91-64
 02/04 at N.C. A&T* L, 70-59
 02/06 at Morgan State* L, 89-80
 02/09 S.C. State* L, 57-52
 02/11 N.C. A&T* L, 57-53
 02/13 at N.C. State L, 90-51
 02/16 at Radford L, 98-60

02/23 Delaware State* L, 71-59
 02/25 at Brooklyn L, 84-71
 03/01 at Delaware St.* L, 89-55
 03/02 at Howard* L, 77-61

MEAC Tournament, Philadelphia, Pa.

03/07 Delaware State L, 68-62
 1985-86
 Coach: Howie Evans
 5-24, 3-11 MEAC

11/25 at Clemson L, 83-57
 11/27 at South Carolina L, 113-77
 12/02 at Evansville L, 68-46
 12/05 at Salisbury L, 86-78
 12/07 B-Cookman* W, 72-69
 12/14 at Akron L, 84-56
 12/21 at Brooklyn L, 56-50
 12/23 Cleveland State L, 90-65
 12/28 at Utica L, 73-60
 12/29 Coppin State W, 73-70
 01/04 at Wake Forest L, 70-46
 01/11 at B-Cookman* L, 65-56
 01/15 Brooklyn L, 69-68
 01/18 at Delaware St.* W, 69-65
 01/25 at Morgan State* L, 76-60
 01/29 at Howard* L, 96-71
 02/01 S.C. State* L, 68-65
 02/03 N.C. A&T* L, 45-35
 02/05 at Coppin State* L, 67-66
 02/08 at N.C. A&T* L, 66-53
 02/10 at S.C. State* L, 72-56
 02/12 at Miami L, 77-55
 02/17 at Maryland L, 91-44
 02/19 Howard* L, 81-73
 02/22 Delaware State* L, 82-58
 02/26 Coppin State* L, 72-68
 03/04 Morgan State* W, 78-66


MEAC Tournament, Philadelphia, Pa.

03/05 Delaware State W, 75-64
 03/06 Howard L, 83-55

1986-87
 Coach: Howie Evans
 2-24, 0-13 MEAC

11/28 Winthrop L, 74-64
 11/29 Salisbury W, 97-87
 Marist Tournament, Poughkeepsie, N.Y.
 12/05 at Marist L, 85-54
 12/06 Brown L, 81-59
 12/08 B-Cookman* L, 77-70
 12/15 at Radford L, 82-65
 12/23 at Cleveland St. L, 99-69
 01/05 at Wake Forest L, 105-60
 01/10 at B-Cookman* L, 68-59
 01/12 at Central Florida L, 100-70
 01/14 at Miami L, 88-66

01/19	at Delaware St.*	L, 80-72
01/24	Morgan State*	L, 82-79
01/27	Howard*	L, 80-63
01/31	at S.C. State*	L, 77-68
02/02	at N.C. A&T*	L, 85-54
02/04	at Coppin State*	L, 100-78
02/07	N.C. A&T*	L, 79-69
02/09	S.C. State*	L, 61-59
02/12	at Morgan State*	L, 81-75
02/17	at Howard*	L, 56-50
02/19	Bowie State	W, 75-74 OT
02/21	Delaware State*	L, 84-82 OT
02/27	at Maryland	L, 117-51
03/03	UMBC	L, 92-82



Marvin Blye, 1983-1987

MEAC Tournament, Greensboro, N.C.
03/05 S.C. State L, 81-76 OT

1987-88

Coach: Steve Williams
7-21, 5-12 MEAC

11/28	at Connecticut	L, 102-63
12/02	at Brooklyn	L, 88-83
12/07	B-Cookman*	W, 66-64
12/10	Charleston Sou.	L, 91-88
12/12	Slippery Rock	W, 84-76
12/14	Brooklyn	L, 82-81
01/07	at Florida A&M*	L, 105-89
01/09	at B-Cookman*	L, 75-62
01/11	at Charleston S.	L, 102-78
01/16	at Wright State	L, 103-73
01/18	at Delaware St.*	W, 71-69
01/21	Florida A&M*	L, 69-67
01/23	Morgan State*	W, 73-67
01/26	at Howard*	L, 75-55
01/28	Wright State	W, 77-73
01/30	S.C. State*	L, 83-71
02/01	N.C. A&T*	L, 83-64
02/03	Coppin State*	L, 77-76
02/06	at N.C. A&T*	L, 91-82

02/08	at S.C. State*	L, 82-80
02/11	at Morgan State*	L, 83-65
02/13	at Oral Roberts	L, 103-82
02/16	Howard*	W, 83-75 OT
02/20	Delaware State*	W, 92-89 2ot
02/23	at Coppin State*	L, 86-55
02/25	at Maryland	L, 101-51
02/29	at UMBC	L, 82-79

MEAC Tournament, Greensboro, N.C.

03/03 S.C. State L, 88-77

1988-89

Coach: Steve Williams
1-26, 1-15 MEAC

11/25	at Miami	L, 108-80
11/26	at Florida Int'l	L, 79-60
11/28	at U.S. Int'l	L, 112-76
12/01	at Maryland	L, 97-53
12/03	at Minnesota	L, 112-68
12/05	at Winthrop	L, 83-57
12/12	Boston College	L, 74-60
12/17	at St. Francis PA	L, 94-79
01/03	Florida Int'l	L, 101-90
01/07	Florida A&M*	L, 81-70
01/09	B-Cookman*	W, 80-77 2ot
01/11	at Morehead St.	L, 99-80
01/14	at Morgan State*	L, 87-72
01/16	at Coppin State*	L, 105-63
01/21	S.C. State*	L, 107-66
01/23	N.C. A&T*	L, 82-70
01/25	at Howard*	L, 90-68
01/28	Morgan State*	L, 71-65
02/04	at S.C. State*	L, 96-79
02/06	at N.C. A&T*	L, 108-95
02/08	St. Francis PA	L, 90-88
02/11	Delaware State*	L, 89-78
02/15	Howard*	L, 72-71
02/18	at Florida A&M*	L, 127-100
02/20	at B-Cookman*	L, 87-64
02/23	at Delaware St.*	L, 110-104
02/25	Coppin State*	L, 100-67

1989-90

Coach: Steve Williams
10-17, 4-12 MEAC

11/25	at Boston Coll.	L, 102-76
12/05	Morehead State	L, 82-71
12/07	Charleston Sou.	W, 69-60
12/09	at Brooklyn	L, 82-72
12/11	Univ. of D.C.	W, 93-90
12/14	at Coll. Charleston	L, 66-55
12/16	at Charleston Sou.	W, 60-59 OT
01/06	Florida A&M*	L, 72-68
01/08	B-Cookman*	L, 67-64
01/10	at Florida Int'l	W, 83-82 OT
01/13	Morgan State*	L, 83-73
01/15	at Coppin State*	L, 89-62
01/20	at S.C. State*	L, 84-73 OT

01/22	at N.C. A&T*	L, 89-84
01/25	at Howard*	L, 86-80
01/27	at Morgan State*	W, 68-67 OT
01/29	Brooklyn	W, 93-80
02/01	Florida Int'l	W, 92-90
02/03	S.C. State*	W, 69-64
02/05	N.C. A&T*	W, 81-73
02/07	at Univ. of D.C.	L, 88-83
02/10	Delaware State*	L, 80-75
02/14	Howard*	W, 84-64
02/17	at Florida A&M*	L, 119-92
02/19	at B-Cookman*	L, 85-71
02/22	at Delaware St.*	L, 111-100
02/24	Coppin State*	L, 101-79

1990-91

Coach: Robert Hopkins
5-23, 3-13 MEAC

11/24	St. Francis (NY)	W, 83-75
11/26	at Morehead State	L, 71-77



11/29	at Brooklyn	L, 72-61
11/30	at Old Dominion	L, 95-70
12/03	at New Mexico	L, 79-62
12/06	at UTEP	L, 101-64
12.08	Morehead State	L, 78-76
12/11	at St. Francis NY	L, 84-64
12/13	Coll. Charleston	W, 80-74
01/05	at Florida A&M*	L, 89-71
01/07	at B-Cookman*	L, 80-88
01/12	at Morgan State*	W, 77-73
01/14	at Coppin State*	L, 87-63
01/19	S.C. State*	W, 89-69
01/21	N.C. A&T*	L, 86-64
01/24	Howard*	L, 97-80
01/26	Morgan State*	L, 79-63
01/29	Brooklyn	L, 69-62
02/02	at S.C. State*	L, 94-86
02/04	at N.C. A&T*	L, 93-71
02/07	at Boston Coll.	L, 113-64



02/09	at Delaware St.*	L, 109-95
02/13	at Howard*	L, 114-80
02/16	Florida A&M*	L, 93-76
02/18	B-Cookman*	W, 117-88
02/21	Delaware State*	L, 109-87
02/23	Coppin State*	L, 93-69

MEAC Tournament, Norfolk, Va.


02/27	B-Cookman	L, 81-69
-------	-----------	----------

1991-92

Coach: R. Hopkins and B. Wilkerson
3-25, 2-14 MEAC

11/23	at Iowa	L, 101-48
11/24	at Iowa State	L, 114-59
11/26	at Maryland	L, 115-60
11/30	at Liberty	L, 95-60
12/02	at James Madison	L, 84-57
12/07	Salisbury	L, 111-74
12/14	Liberty	L, 90-64
12/21	at Georgetown	L, 79-37
Mt. St. Mary's Tourn., Emmitsburg, Md.		
12/27	Mount St. Mary's	L, 88-69
12/28	Drexel	L, 87-56

01/04	Florida A&M*	L, 80-79
01/06	B-Cookman*	L, 77-73
01/13	at Coppin State*	L, 106-72
01/18	at S.C. State*	L, 76-63
01/20	at N.C. A&T*	L, 90-66
01/23	at Howard*	L, 87-54
01/25	Morgan State*	W, 74-62
01/30	Lincoln*	W, 82-72
02/01	S.C. State*	W, 78-75
02/03	N.C. A&T*	L, 67-63
02/08	Delaware State*	L, 73-57
02/12	Howard*	L, 63-62
02/15	at Florida A&M*	L, 96-69
02/17	at B-Cookman*	L, 96-91 OT
02/22	Coppin State*	L, 80-63
02/25	at Delaware St.*	L, 90-65



Andre Miller, 1993-1995

02/29	at Morgan State*	L, 98-76
-------	------------------	----------

MEAC Tournament, Norfolk, Va.

03/04	B-Cookman	L, 90-70
-------	-----------	----------

1992-93

Coach: Rob Chavez
13-14, 7-9 MEAC

12/01	at St. Peters	L, 73-61
Ball State Tournament, Muncie, Ind.		
12/04	at Ball State	L, 67-47
12/05	Morehead State	W, 75-72

12/07	at Maryland	L, 94-63
12/10	at Salisbury	W, 84-80
12/12	at Georgetown	L, 87-54
12/14	Long Island	W, 79-74
12/19	at James Madison	L, 89-62
12/29	at Central Conn.	W, 68-67
01/05	at Delaware St.*	W, 67-55
01/09	at Florida A&M*	L, 69-50
01/11	at B-Cookman*	W, 71-68
01/14	Howard*	W, 91-79
01/16	at Morgan State*	L, 88-69
01/18	Coppin State*	L, 79-69
01/23	S.C. State*	W, 69-66
01/25	N.C. A&T*	L, 52-44
01/28	at Howard*	L, 80-55
01/30	Morgan State*	L, 69-64
02/06	at S.C. State*	W, 72-70
02/08	at N.C. A&T*	L, 88-65
02/13	Delaware State*	W, 69-65
02/16	Bryan	W, 99-89
02/20	Florida A&M*	L, 83-63
02/22	B-Cookman*	W, 74-58
02/27	at Coppin State*	L, 75-51

MEAC Tournament, Norfolk, Va.

03/04	S.C. State	L, 59-57
-------	------------	----------

1993-94

Coach: Rob Chavez
16-12, 11-7 MEAC

11/29	Wilmington	W, 84-68
12/01	Cabrini	W, 70-64
12/04	at Long Island	L, 78-68
12/09	St. Peter's	L, 55-52
12/11	at Navy	W, 82-71
12/18	at Syracuse	L, 108-71
12/20	at Penn State	L, 81-54
12/30	at Colorado	L, 75-62
01/06	North Adams	W, 104-70
01/08	Florida A&M*	W, 63-49
01/10	B-Cookman*	W, 76-69
01/13	at Howard*	L, 88-66
01/15	Morgan State*	W, 83-71
01/17	at Coppin State*	L, 75-60
01/22	at S.C. State*	L, 75-61
01/24	at N.C. A&T*	W, 87-75



Joel Hoover, 1996-1999

01/29	at Morgan State*	W, 82-77
02/05	S.C. State*	W, 76-60
02/07	N.C. A&T*	L, 88-87
02/12	at Delaware St.*	W, 66-63
02/15	Central Conn.	W, 90-75
02/17	Howard*	W, 64-56
02/19	at Florida A&M*	W, 61-57
02/21	at B-Cookman*	L, 82-66
02/26	Coppin State*	L, 80-70
03/03	Delaware State*	W, 81-66

MEAC Tournament, Baltimore, Md.

03/09	Delaware State	W, 91-76
03/10	N.C. A&T	L, 76-73

1994-95

Coach: Jeff Menday
13-14, 9-7 MEAC

11/26	at F. Dickinson	L, 72-65
12/01	Navy	L, 62-51
12/03	Goucher	W, 86-80
12/06	at Penn State	L, 86-55
12/09	Long Island	W, 101-71
12/11	Wilmington	W, 85-43
12/17	at Georgetown	L, 85-46
12/20	B-Cookman*	W, 79-77
12/22	at St. Francis NY	L, 78-74
12/29	Davis & Elkins	W, 101-68
12/31	at N.C. State	L, 75-53
01/04	at Delaware St.*	W, 75-51
01/07	at Florida A&M*	W, 74-69
01/09	at B-Cookman*	L, 70-65
01/12	Coppin State*	L, 72-48
01/14	at Morgan State*	L, 76-65
01/16	Howard*	L, 76-75 OT
01/21	S.C. State*	L, 73-54
01/23	N.C. A&T*	W, 69-61
01/26	at Coppin State*	L, 58-54
01/28	Morgan State*	W, 72-68
02/04	at S.C. State*	W, 72-68
02/06	at N.C. A&T*	L, 70-68
02/11	Delaware State*	W, 67-59
02/18	Florida A&M*	W, 89-86
02/25	at Howard*	W, 81-66



MEAC Tournament, Baltimore, Md.

03/01 B-Cookman L, 78-71

1995-96

Coach: Jeff Menday

11-16, 6-10 MEAC

11/25 at Butler L, 75-44
11/30 F. Dickinson W, 74-67
12/02 Wilmington W, 109-62
 12/07 at Long Island L, 76-66
 12/09 at St. Peter's L, 81-54
 12/10 Brown W, 48-47
12/12 St. Francis (NY) W, 63-61
12/21 Centenary W, 78-63
 12/28 at Maryland L, 104-66
 12/30 at Florida State L, 79-66
 01/03 at Delaware St.* W, 72-66
01/06 Florida A&M* W, 71-66
01/10 B-Cookman* W, 84-78
 01/11 at Coppin State* L, 72-69
01/13 Howard* W, 71-65
 01/15 at Morgan State* L, 79-66
 01/20 at S.C. State* L, 67-50
 01/22 at N.C. A&T* L, 62-61
01/25 Coppin State* L, 69-60
 01/27 at Howard* L, 58-55
02/03 S.C. State* L, 69-56
 02/05 at N.C. A&T* L, 65-56
02/10 Delaware State* W, 70-67
 02/17 at Florida A&M* L, 62-46
 02/19 at B-Cookman* L, 63-55
02/24 Morgan State* W, 92-90

MEAC Tournament, Tallahassee, Fla.

02/29 Delaware State L, 59-56

1996-97

Coach: Lonnie Williams

11-17, 6-12 MEAC

11/22 St. Peter's W, 72-56
 11/25 at N.M. State L, 93-81
 12/01 at Iowa Strate L, 82-62
12/03 Centenary W, 112-55
 12/07 at UAB L, 84-51
12/10 Wilmington W, 106-60
12/17 Lincoln W, 97-92
 12/30 at Syracuse L, 75-55
 01/07 at Delaware St.* L, 67-60
 01/11 at Florida A&M* L, 81-79
 01/13 at B-Cookman* L, 69-64
01/16 Morgan State* W, 72-60
 01/18 at Howard* L, 86-83
01/20 Coppin State* L, 85-79
01/25 S.C. State* L, 77-65
01/27 N.C. A&T* W, 63-59
01/30 Morgan State* L, 69-63
02/01 Howard* W, 95-83 OT
 02/03 at Hampton* L, 75-70
 02/08 at S.C. State* L, 70-64



Demetric Reese, 1998-2000

02/10 at N.C. A&T* W, 82-75
02/15 Delaware State* L, 80-76
02/18 Hampton* W, 78-65
02/22 Florida A&M* W, 85-76
02/24 B-Cookman* L, 74-61
 03/01 at Coppin State* L, 80-62

MEAC Tournament, Norfolk, Va.

03/03 Howard W, 76-70

03/05 Coppin State L, 90-88 OT

1997-98

Coach: Lonnie Williams

9-18, 7-11 MEAC

11/15 at Saint Louis L, 84-68
 11/22 St. Francis (PA) L, 76-70
 11/25 Wagner W, 95-82 OT
 11/29 at Northwestern L, 54-40
12/11 Howard* W, 77-68
 12/13 Morgan State* L, 74-51
 12/21 at Texas A&M L, 105-60
 12/27 at Pittsburgh L, 88-51
 12/30 at Wagner L, 75-50
 01/03 N.C. A&T* W, 96-76
 01/05 S.C. State* L, 75-63
 01/10 Hampton* W, 76-56
 01/14 Rider W, 78-69
 01/17 at B-Cookman* W, 74-66
 01/19 at Florida A&M* W, 73-72
 01/24 at Delaware St.* L, 85-74
 01/26 Coppin State* L, 72-68
 01/31 at N.C. A&T* L, 79-74
 02/02 at S.C. State* L, 66-57
 02/07 at Hampton* L, 63-55
 02/14 B-Cookman* W, 82-58
 02/16 Florida A&M* W, 86-68
 02/21 Delaware State* L, 62-57
 02/23 at Coppin State* L, 77-59
 02/26 at Howard* L, 79-77
 02/28 at Morgan State* L, 79-73

MEAC Tournament, Richmond, Va.

03/05 Morgan State L, 72-51

1998-99

Coach: Lonnie Williams

10-17, 7-11 MEAC

11/14 at N.C. State L, 80-61
11/21 Niagara W, 96-90
 11/23 at VCU L, 87-71
 11/28 at James Madison W, 67-60
 12/04 at Hampton* W, 71-63
 12/06 at Norfolk State* L, 72-63
12/10 Delaware State* W, 89-76
 12/22 at Georgetown L, 94-66
 12/29 at St. Francis PA L, 80-74
01/02 Florida A&M* L, 86-79
01/04 B-Cookman* L, 57-53 OT
 01/09 at Howard* L, 63-60
 01/13 at Rider L, 61-51
01/16 Morgan State* L, 78-77 OT
01/18 Coppin State* L, 65-61
 01/23 at S.C. State* W, 67-59
01/25 N.C. A&T* W, 67-54
01/30 Norfolk State* W, 99-89
02/01 Hampton* W, 64-61
 02/06 at Florida A&M* L, 80-71
 02/08 at B-Cookman* L, 76-73
02/13 Howard* W, 71-54
 02/20 at Morgan State* L, 81-68
 02/22 at Coppin State* L, 94-73
 02/25 at Delaware St.* L, 80-73

MEAC Tournament, Richmond, Va.

03/02 Delaware State W, 90-75


03/03 S.C. State L, 61-56

1999-2000

Coach: Lonnie Williams

12-17, 8-10 MEAC

11/20 at Xavier L, 96-52
 11/23 Albany W, 59-52
 11/27 at Wake Forest L, 85-60
 12/01 at Delaware St.* W, 74-72 OT
 12/03 SMU L, 93-55
 12/04 W. Illinois L, 72-70
12/11 UMKC W, 76-74
 12/19 at Niagara L, 81-71
 12/28 at Iowa State L, 81-52
 01/01 at B-Cookman* L, 64-52
 01/03 at Florida A&M* L, 68-55
01/08 Norfolk State* L, 68-65
01/10 Hampton* L, 75-68
 01/12 at Albany W, 55-52
 01/15 at Morgan State* L, 77-70
 01/17 at Coppin State* W, 70-63
01/22 N.C. A&T* L, 80-68
 01/24 at S.C. State* L, 85-65
01/29 Delaware State* W, 66-53
01/31 Howard* W, 94-81
02/05 B-Cookman* L, 94-75
02/07 Florida A&M* W, 70-67
 02/12 at Norfolk State* L, 102-86



02/14	at Hampton*	W, 59-58
02/19	Morgan State*	W, 79-63
02/21	Coppin State*	L, 64-63
03/01	at Howard*	W, 69-64

MEAC Tournament, Richmond, Va.


03/06	Morgan State	W, 60-58
03/08	Coppin State	L, 73-61

2000-01

Coach: Thomas Trotter

12-16, 10-8 MEAC

11/22	at Northwestern	L, 56-33
11/28	at Towson	L, 74-62
12/06	at Hampton*	L, 91-72
12/09	at Washington St.	L, 80-54
12/13	Stony Brook	W, 85-79 OT
12/22	at Georgetown	L, 75-51
12/30	at Maryland	L, 105-53



Aaron Wellington,
2002-2004

01/02	at Arkansas	L, 100-40
01/06	Delaware State*	W, 59-54
01/09	at Albany	W, 102-96 30T
01/13	at B-Cookman*	W, 76-64
01/15	at Florida A&M*	W, 78-60
01/20	Coppin State*	L, 73-59
01/22	Morgan State*	W, 83-72
01/27	at N.C. A&T*	L, 74-54
01/29	S.C. State*	L, 64-59 OT
01/31	at Howard*	W, 74-72 OT
02/03	Hampton*	L, 91-67
02/05	Norfolk State*	W, 69-65
02/10	at Delaware St.*	L, 83-62
02/13	at Stony Brook	L, 74-65
02/15	at Norfolk State*	L, 81-76
02/17	B-Cookman*	W, 59-51
02/19	Florida A&M*	W, 72-57
02/24	at Coppin State*	L, 81-52
02/26	at Morgan State*	W, 72-53
03/01	Howard*	W, 70-61

MEAC Tournament, Richmond, Va.

03/05	Morgan State	L, 76-64
-------	--------------	----------

2001-02

Coach: Thomas Trotter

11-18, 7-11 MEAC

11/13	at Iowa	L, 89-59
11/14	New Orleans	W, 48-46
11/18	at Duquesne	L, 76-52
11/24	at UMKC	L, 58-55
11/26	at E. Michigan	W, 65-61
12/01	B-Cookman*	L, 69-55
12/03	Florida A&M*	W, 85-54
12/08	at Loyola Chicago	L, 79-54
12/11	Towson	W, 93-78
12/13	at Minnesota	L, 95-48
12/23	at Iowa State	L, 77-54
01/05	at Hampton*	L, 86-71
01/07	at Norfolk State*	W, 95-88 OT
01/12	at Morgan State*	W, 60-59
01/15	at Coppin State*	W, 64-59
01/19	S.C. State*	W, 70-67 20T
01/21	N.C. A&T*	L, 79-67
01/26	at Delaware St*	L, 77-67
01/28	Howard*	L, 75-65
02/02	at B-Cookman*	L, 76-70
02/04	at Florida A&M*	L, 73-61
02/09	Hampton*	L, 81-63
02/11	Norfolk State*	L, 70-68 OT
02/13	at Hartford	W, 61-57
02/16	Morgan State*	W, 81-67
02/18	Coppin State*	W, 68-64
02/23	at N.C. A&T*	L, 85-72
02/25	at S.C. State*	L, 72-69

MEAC Tournament, Richmond, Va.

03/05	B-Cookman	L, 82-70
-------	-----------	----------

2002-03

Coach: Thomas Trotter

5-23, 5-13 MEAC

11/22	at Northwestern	L, 56-36
11/30	Elon	L, 68-64
12/03	at N. Mexico St.	L, 81-63
12/06	at Cleveland St.	L, 81-61
12/12	at Towson	L, 65-40
12/14	at Old Dominion	L, 82-62
12/18	Robert Morris	L, 93-74
12.28	Hartford	L, 59-58
12/31	at Duquesne	L, 74-71 OT
01/04	Hampton*	L, 55-45
01/06	Norfolk State*	L, 78-51
01/11	at Florida A&M*	L, 92-89 OT
01/13	at B-Cookman*	W, 74-69
01/18	N.C. A&T*	W, 82-58
01/20	S.C. State*	L, 71-68 OT
01/25	at Delaware St.*	L, 56-46
01/30	at Howard*	L, 83-76 OT
02/01	at Morgan State*	L, 90-69
02/03	Coppin State*	W, 58-55
02/08	at Hampton*	L, 70-54
02/10	at Norfolk State*	L, 80-63

02/15	Florida A&M*	L, 62-60
02/17	B-Cookman*	L, 57-48
02/22	at N.C. A&T*	W, 91-79
02/24	at S.C. State*	L, 78-58
03/01	Delaware State*	L, 70-57
03/06	Howard*	W, 73-67

MEAC Tournament, Richmond, Va.

03/10	Howard	L, 71-69
-------	--------	----------

2003-04

Coach: Thomas Trotter


8-21, 6-12 MEAC

11/23	at Auburn	L, 85-61
-------	-----------	----------



Tee Trotter, 2001-2004

12/11	at Illinois	L, 85-43
12/21	at Robert Morris	L, 70-63
12/27	Portland State	L, 80-61
12/30	Towson	L, 61-53
01/03	Delaware State*	L, 60-55
01/05	Howard*	L, 70-50
01/06	at Maryland	L, 87-38
01/10	at N.C. A&T*	W, 52-50
01/12	at S.C. State*	L, 78-53
01/14	at Elon	L, 54-51
01/17	at Norfolk State*	L, 67-54
01/19	at Hampton*	L, 75-62
01/24	Coppin State*	L, 68-42
01/27	Morgan State*	W, 85-72
01/29	at Savannah State	W, 62-61
01/31	at Florida A&M	L, 79-74
02/02	B-Cookman*	L, 71-70 OT
02/07	at Delaware St.*	W, 69-66 OT
02/09	at Howard*	W, 56-55
02/12	Savannah State	L, 73-59
02/14	N.C. A&T*	W, 65-58 OT
02/16	S.C. State*	W, 64-61
02/21	Norfolk State*	L, 63-57
02/23	Hampton*	L, 79-71
02/28	at Coppin State*	L, 61-38



03/01 at Morgan State* L, 93-89

MEAC Tournament, Richmond, Va.

03/09 B-Cookman W, 51-50
03/10 S.C. State L, 84-56

2004-05

Coach: Larry Lessett
2-26, 1-17 MEAC

11/17 at Fresno State L, 83-42
11/23 at Virginia Tech L, 102-50
12/01 UMBC W, 69-62
12/04 Delaware State* L, 65-55
12/06 Howard* L, 88-68
12/11 Morehead State L, 62-45
12/18 at Nicholls St. L 100-66
12/21 at TCU L, 93-53
12/22 at Baylor L, 97-73
12/29 at Portland St. L, 89-44
01/08 at Florida A&M* L, 93-68
01/10 at B-Cookman* L, 61-58
01/14 Brown L, 87-38
01/17 at Hampton* L, 80-54
01/19 at Norfolk State* L, 74-56
01/24 Morgan State* L, 80-60
01/26 Coppin State* L, 78-55
01/29 at N.C. A&T* L, 74-59
01/31 S.C. State* L, 67-36
02/05 at Delaware St.* L, 71-45
02/07 at Howard* W, 88-74
02/12 Florida A&M* L, 70-57
02/14 B-Cookman* L, 68-58
02/19 Norfolk State* L, 68-52
02/21 Hampton L, 70-55
02/26 at Coppin State* L, 100-53
03/01 at Morgan State* L, 94-68

MEAC Tournament, Richmond, Va.

03/07 Morgan State L, 77-56

2005-06

Coach: Larry Lessett
7-22, 4-14 MEAC

Guardians Classic, Iowa City, Iowa

11/14 at Iowa L, 86-41
11/15 Utah Valley State W, 75-72 OT
11/18 at UMBC L, 75-65
11/19 at St. John's L, 77-40
11/25 Nicholls State L, 71-69
12/01 at Marshall L, 66-56
12/03 at Morehead St. W, 65-59
12/07 at Rutgers L, 90-52
12/10 at Howard* L, 79-68
12/17 at G. Washington L, 98-72
12/20 at Brown W, 59-57
01/04 N.C. A&T* W, 77-75 OT
01/07 at Hampton* L, 73-64
01/09 at Norfolk State* L, 74-62
01/16 Delaware State* L, 70-67

01/21 at Florida A&M* L, 96-92 OT
01/23 at B-Cookman* L, 86-82
01/28 at Morgan State* W, 76-67
01/30 at Coppin State* L, 79-53
02/04 Hampton* L, 87-75
02/06 Norfolk State* L, 67-59
02/13 at Delaware St.* L, 64-48
02/18 Florida A&M* L, 83-72
02/20 B-Cookman* L, 69-66
02/25 Morgan State* L, 67-60
02/26 Coppin State* W, 65-60
03/01 at S.C. State* L, 73-60
03/04 Howard* W, 73-72

MEAC Tournament, Raleigh, N.C.

03/07 Norfolk State L, 73-71

2006-07

Coach: Larry Lessett
4-27, 1-17 MEAC

11/18 Wagner L, 82-76
11/21 at Navy L, 82-59
11/26 at Virginia L, 104-63



Tim Parham, 2003-2006

11/28 at Stony Brook W, 64-58
12/05 at G. Washington L, 79-56
12/09 Howard* L, 65-63
12/17 at Wichita State L, 102-46
12/19 at Kansas State L, 79-58

Las Vegas Classic, Las Vegas, Nev.

12/22 Kenesaw State L, 67-49
12/23 Charleston Sou. W, 74-49
12/28 at West Virginia L, 95-49
12/30 Dartmouth L, 64-59
01/03 Norfolk State* L, 74-62
01/06 at N.C. A&T* L, 80-66
01/08 at S.C. State* L, 61-49
01/15 Delaware State* L, 61-47
01/17 Shenandoah W, 88-64
01/20 Florida A&M* L, 65-55
01/22 B-Cookman* L, 59-57

01/27 at Morgan State* L, 93-59
01/29 Coppin State* L, 64-57
02/03 N.C. A&T* L, 70-57
02/05 S.C. State* L, 77-74
02/12 at Delaware St.* L, 69-59
02/17 at Florida A&M* L, 93-60
02/19 at B-Cookman* L, 49-48
02/24 Morgan State* L, 81-70
02/26 at Coppin State* L, 80-65
02/28 at Hampton* L, 71-58
03/03 at Howard* W, 63-60

MEAC Tournament, Raleigh, N.C.

03/07 Norfolk State L, 81-70

2007-08

Coach: Meredith Smith
4-28, 2-14 MEAC

11/09 at VCU L, 70-51
11/15 Stony Brook W, 53-52
11/18 at Bradley L, 98-71
11/20 at Iowa L, 65-48
South Padre Island, Texas Invitational
11/23 Valparaiso L, 66-55
11/24 Fla. Gulf Coast L, 71-58

11/27 at West Virginia L, 110-44
12/01 Delaware State* L, 59-47
12/05 at G. Washington L, 78-39
12/08 at Old Dominion L, 74-49
12/11 Kennesaw State W, 77-72
12/15 at Wagner L, 105-86
12/22 Navy L, 85-61
01/04 at Nebraska L, 86-50
01/12 at Winston-Salem L, 105-59
01/14 at S.C. State* L, 68-60
01/19 N.C. A&T* L, 61-49
01/21 Norfolk State* L, 84-65
01/23 at Dartmouth L, 86-62
01/26 at Florida A&M* L, 72-62
01/28 at B-Cookman* L, 63-54
02/02 at Morgan State* L, 67-52
02/04 at Coppin State* L, 59-54
02/09 Howard* W, 59-56
02/11 Hampton* W, 68-62
02/16 at N.C. A&T* L, 95-85
02/18 at Norfolk State* L, 68-61
02/23 Florida A&M* L, 62-60
02/25 B-Cookman* L, 73-60
03/01 Coppin State* L, 85-66
03/06 at Delaware St.* L, 67-52

MEAC Tournament, Raleigh, N.C.

03/12 Florida A&M L, 70-61

2008-09

Coach: Frankie Allen
7-23, 3-13 MEAC

11/14 at Stony Brook L, 60-44



11/22	Longwood	L, 61-49
11/25	at Navy	L, 76-51
11/29	at Kenesaw St.	L, 64-49
12/04	at Delaware St.*	L, 59-48
12/06	NJIT	W, 46-42
12/13	at St. Bonaventure	L, 75-60
12/22	at Old Dominion	L, 66-56
01/03	at Nebraska	L, 88-56
01/05	at Oklahoma	L, 100-64
01/10	Winston-Salem	W, 69-66
01/12	S.C. State*	W, 66-63
01/17	at N.C. A&T*	L, 76-61
01/19	at Norfolk State*	L, 79-70
01/21	at N.C. Central*	W, 73-58
01/24	Florida A&M*	W, 54-50
01/26	B-Cookman*	L, 58-55
01/28	at NJIT	W, 73-67
01/31	Morgan State*	L, 87-52
02/02	Coppin State*	L, 65-48
02/04	at Longwood	L, 98-86
02/07	at Howard*	L, 72-65



Neal Pitt, 2008-2010

02/09	at Hampton*	L, 56-42
02/14	N.C. A&T*	L, 70-59
02/16	Norfolk State*	W, 83-81
02/21	at Florida A&M*	L, 78-62
02/23	at B-Cookman*	L, 69-52
02/28	at Coppin State*	L, 79-57
03/05	Delaware State*	L, 74-60

MEAC Tournament, Winston-Salem

03/11	B-Cookman	L, 52-47
-------	-----------	----------

2009-10

Coach: Frankie Allen

11-21, 8-8 MEAC

11/13	Stony Brook	L, 75-57
11/17	at Marquette	L, 86-60

Hispanic Fund Chal., Springfield, Mo.

11/20	at Missouri State	L, 70-53
-------	-------------------	----------

11/21	Eastern Michigan	L, 76-51
11/22	The Citadel	L, 88-62
11/28	American	W, 65-58
12/05	Delaware State*	W, 53-50
12/09	Navy	W, 80-72
12/19	at Wright State	L, 87-46
12/22	at Northern Ill.	L, 87-69
12/28	at Ball State	L, 56-47
01/02	at Nebraska	L, 74-60
01/04	at Oklahoma	L, 88-54
01/09	S.C. State*	L, 80-67
01/11	Winston-Salem	L, 75-70
01/16	at Florida A&M*	W, 67-51
01/18	at B-Cookman*	L, 63-51
01/23	at Coppin State*	W, 70-62
01/25	at Morgan State*	L, 91-54
01/30	Howard*	W, 67-66
02/01	Hampton*	L, 79-65
02/06	at Norfolk State*	L, 64-62
02/08	at N.C. A&T*	W, 62-52
02/10	at N.C. Central*	L, 73-71
02/13	Florida A&M*	L, 80-71
02/15	B-Cookman*	W, 62-56
02/20	Coppin State*	W, 66-52
02/20	Morgan State*	L, 65-61
02/27	at Howard*	W, 68-66 OT
03/04	at Delaware State	L, 57-37

MEAC Tournament, Winston-Salem, NC

03/10	Coppin State	W, 64-58
03/11	S.C. State	L, 59-53

2010-11

Coach: Frankie Allen

9-22, 5-11 MEAC

11/12	Tulane	L, 91-62
11/15	at Columbia	L, 108-74
11/17	at American	L, 65-58
11/20	Kean	W, 86-68
11/24	Northern Illinois	L, 86-80
11/27	at Navy	W, 89-81 (OT)
12/04	at Delaware St.*	L, 64-53
12/09	at Old Dominion	L, 81-39
12/11	at Evansville	L, 56-90
12/18	at Pittsburgh	L, 94-67
12/21	Washington Coll.	W, 102-86
12/29	at Colorado	L, 92-65
01/03	at Oklahoma	L, 73-49
01/08	at S.C. State*	L, 71-69
01/10	at N.C. Central*	L, 67-61
01/15	Florida A&M*	W, 86-81 (OT)
01/17	B-Cookman*	L, 71-64
01/22	Coppin State*	L, 77-68
01/24	Morgan State*	L, 74-60

01/29	at Howard*	L, 77-73
01/31	at Hampton*	L, 78-66
02/05	Norfolk State*	W, 88-84
02/07	N.C. A&T*	W, 83-82
02/12	at Florida A&M*	L, 63-55
02/14	at B-Cookman*	L, 86-50
02/19	at Coppin State*	L, 69-67
02/21	at Morgan State*	L, 71-54
02/26	Howard*	W, 73-63
03/03	Delaware State*	W, 60-50

MEAC Tournament, Winston-Salem, NC

03/08	Florida A&M	W, 87-85 (2OT)
03/09	Hampton	L, 77-55

2011-12

Coach: Frankie Allen

7-23, 4-12 MEAC

11/11	at G. Washington	L, 64-48
11/14	American	W, 64-62 (OT)
11/18	at Tulane	L, 73-52
11/20	at Rice	L, 81-49
11/22	at Kansas St.	L, 92-50

Jim Thorpe Classic, Laramie, Wyo.

11/25	Louisiana Tech	L, 73-54
11/26	at Wyoming	L, 73-43
11/27	Portland State	L, 79-69
11/30	Navy	W, 59-46

12/03 Delaware State* L, 78-68

12/10 Mercy W, 95-69

12/17	at Air Force	L, 64-60
-------	--------------	----------

12/27	at Virginia	L, 69-42
-------	-------------	----------

01/03	at Lehigh	L, 82-55
-------	-----------	----------


01/07	at Norfolk State*	L, 78-72
-------	-------------------	----------

01/14	at Delaware St.*	W 63-60 (OT)
-------	------------------	--------------

01/21	Florida A&M*	L, 68-63
-------	-------------------------	-----------------



Troy Synder, 2012-2014



01/23	B-Cookman*	L, 67-55
01/28	at N.C. A&T*	L, 91-66
01/30	at N.C. Central*	L, 77-46
02/04	Howard*	W, 78-65
02/06	Norfolk State*	L, 72-60
02/11	at Morgan State*	W, 68-56
02/13	at Coppin State*	L, 81-78
02/15	at Hampton*	L, 82-62
02/20	at Howard*	L, 53-51
02/25	Morgan State*	W, 58-57
02/27	Coppin State*	L, 64-60
03/01	Savannah State*	L, 73-54

MEAC Tournament, Winston-Salem, NC
03/06 N.C. Central L, 60-43

2012-13
Coach: Frankie Allen
2-26, 2-14 MEAC

Outrigger Rainbow Clas., Honolulu, Hi.

11/09	at Hawai'i	L, 76-64
11/11	Houston Baptist	L, 70-55
11/12	Ark. Pine Bluff	L, 62-52

USF Invitational, Tampa, Fla.

11/16	at South Florida	L, 78-59
11/17	W. Michigan	L, 68-51
11/18	Loyola Chicago	L 62, 46
12/01	at Delaware State	L, 76-66
12/05	at Maryland	L, 100-68
12/08	at Cincinnati	L, 92-60
12/17	at Connecticut	L, 84-50
12/22	at Ohio	L, 93-57
01/03	at American	L, 63-49
01/12	Norfolk State*	L, 63-58
01/19	Delaware State*	W, 58-53
01/26	at Florida A&M*	L, 55-54
01/28	at B-Cookman*	L, 58-57
02/02	N. Carolina A&T*	L, 46-44
02/04	N.C. Central*	L, 82-54
02/09	at Howard*	L, 63-44
02/11	at Norfolk State*	L, 85-63
02/16	Morgan State*	L, 87-55
02/18	Coppin St.*	W, 64-62(20T)
02/20	Hampton*	L, 63-59
02/25	Howard*	L, 49-45
03/02	at Morgan State*	L, 58-45
03/04	at Coppin State*	L, 63-60
03/07	at Savannah St.*	L, 71-54

MEAC Tournament, Norfolk, Va.

03/11	Savannah St.	L, 59-44
-------	--------------	----------

2013-14
Coach: Frankie Allen
6-24, 4-12 MEAC

11/09	Columbia	L, 73-54
11/12	Salisbury	W, 95-55
11/14	Iowa	L, 109-63
11/20	Mount St. Mary's	W, 78-71

11/26	at Navy	L, 67-59
12/02	at UMBC	L, 64-59
12/15	at Oregon State	L, 98-66
12/17	at Purdue	L, 79-50
12/21	Wilmington	L, 65-62
12/29	American	L, 71-58
12/31	at Virginia Tech	L, 82-66
01/02	at Mississippi St.	L, 77-63
01/06	at Savannah St.*	L, 66-42
01/08	at S.C. State*	L, 78-71
01/11	Norfolk State*	L, 66-62
01/18	at Howard*	L, 88-55
01/25	at B-Cookman*	L, 69-63
02/01	N. Carolina A&T*	W, 67-60
02/03	N.C. Central*	L, 66-62
02/08	Coppin State*	L, 58-50
02/10	at Hampton*	L, 71-65
02/15	Howard*	W, 87-73
02/17	Morgan State*	L, 88-72
02/19	NJIT	L, 77-76
02/22	at Delaware St.*	L, 84-71
02/24	Hampton*	L, 104-89
03/01	at Coppin St.*	W, 68-67
03/03	at Norfolk St.*	L, 77-65
03/06	Delaware St.*	W, 84-70

MEAC Tournament, Norfolk, Va.

03/10	Norfolk St.	L, 78-74
-------	-------------	----------

2014-15
Coach: Bobby Collins
18-15, 11-5 MEAC

11/14	at Virginia Tech	L, 71-46
11/17	at Villanova	L, 81-44
11/19	at Mount St. Mary's	W, 53-41
11/20	at VCU	L, 106-66

Legends Classic, Toledo, Ohio

11/24	Detroit	L, 69-55
11/25	Bucknell	L, 58-55
11/22	at St. Francis (PA)	L, 57-53
11/29	at Fordham	W, 72-66
12/02	UMBC	W, 65-52
12/05	N.C. Central*	L, 68-63
12/08	N.C. A&T*	W, 69-58
12/13	Navy	W, 53-46
12/19	at Old Dominion	L, 60-43
12/22	at St. Bonaventure	W, 82-80
12/28	at Duquesne	W, 78-69
12/30	at UT-Martin	W, 63-60
01/07	at NJIT	L, 69-60
01/12	at Morgan State*	W, 78-53
01/17	Savannah State*	W, 87-57
01/19	S.C. State*	L, 73-72 OT
01/24	at B-Cookman*	W, 74-70
01/26	at Florida A&M*	W, 72-65
01/31	Coppin State*	W, 92-82
02/02	at Howard*	L, 83-74
02/07	at Hampton*	L, 64-61

02/09	at Norfolk State*	W, 82-64
02/14	Delaware State*	L, 91-85
02/16	Howard*	W, 71-60
02/21	at S.C. State*	W, 68-56
02/28	at Delaware State*	W, 69-65
03/05	Morgan State*	W, 89-76

MEAC Tournament, Norfolk, Va.

03/12	Hampton	L, 76-71
-------	---------	----------

CollegeInsider.com Tournament

03/18	High Point	L, 70-64
-------	------------	----------