



2019 DELAWARE FOOTBALL GAME NOTES

SIX-TIME NATIONAL CHAMPIONS (1946, 1963, 1971, 1972, 1979, 2003) | 16 CONFERENCE TITLES | 21 NCAA PLAYOFFS

2019 DELAWARE SCHEDULE/RESULTS

Date	Opponent	Time
Aug. 29	DELAWARE STATE	7 p.m.
Sept. 7	at Rhode Island*	7 p.m.
Sept. 14	#1 NORTH DAKOTA ST.	1 p.m.
Sept. 21	PENN	1 p.m.
Sept. 28	at Pittsburgh	TBA
Oct. 12	at Elon*	2 p.m.
Oct. 19	NEW HAMPSHIRE*	1 p.m.
Oct. 26	RICHMOND*	1 p.m.
Nov. 2	at Towson*	2 p.m.
Nov. 9	ALBANY*	1 p.m.
Nov. 16	STONY BROOK*	1 p.m.
Nov. 23	at Villanova*	1 p.m.

Home games in CAPS |
* CAA Football game

HEN HOUSE

DELAWARE COACHING STAFF

On the Field

Danny Rocco.....Head Coach
Chris Cosh.....Defensive Coordinator
Jared Ambrose.....Offensive Coordinator
Bill Cubit.....Associate HC/Running Backs
Levern Belin.....Defensive Line
Bill Polin.....Offensive Line
Clint Sintim.....Outside Linebackers
Greg Meyer.....Tight Ends

In the Pressbox

Alex Wood.....Wide Receivers
Dave Legg.....LBs/Special Teams
Holman Copeland.....Corners
Jalen Kindle.....Defensive Quality Control
Brian Belt.....Offensive Quality Control
Matt Simon.....Offensive Coordinator/RBs

MEDIA COVERAGE

Radio (Blue Hen IMG Network)
Flagship.....WDSO 94.7 FM
Internet.....BlueHens.com
Play-by-Play.....Scott Klatzkin
Analyst.....Bill Harman
Sideline.....Cory Nldoh

ATHLETIC PUBLIC RELATIONS

Football Contact.....Scott Day
Office.....302-831-8007
Cell.....804-263-6769
Email.....sday@udel.edu
Football Secondary.....Erik Oakley
Office.....302-831-6560
Cell.....302-530-0537
Email.....oakleye@udel.edu
Web.....BlueHens.com



#22/23 DELAWARE (0-0, 0-0)
BLUE HENS

AT A GLANCE...

Date.....August 29, 2019
Kickoff.....7 p.m.
Location.....Newark, Del.
Venue.....
... Tubby Raymond Field at Delaware Stadium
Capacity.....16,730
Surface.....FieldTurf
Live Video.....FloSports
Live Stats.....BlueHens.com
Live Audio.....WDSO 94.7 FM
All-Time Series.....Delaware leads 8-0



DELAWARE STATE (0-0, 0-0)
HORNETS

THE COACHING MATCHUP

Delaware: Danny Rocco (Wake Forest, '84)
Record at Delaware: 14-9 (.609) (third season)
Career Record: 104-51 (.671) (14th season)
Record vs. Delaware State: 1-0

Delaware State: Rod Milstead (Delaware St., '92)
Record at DSU: 3-7-1 (.318) (second season)
Career Record: 3-7-1 (.318) (second season)
Record vs. UD: 0-0

HEN TRACKS

- Delaware opens up its 127th season of football when it hosts the Hornets of Delaware State on Thursday night at Delaware Stadium in the ninth edition of the Route 1 Rivalry.

- The Blue Hens are 72-49-5 all-time in season openers, including having won 18 of their past 25. Since opening Delaware Stadium in 1952, Delaware is 47-19 in home openers.

- Today marks the ninth game in the series between the two schools separated by just 40 miles. The series began in 2007 and the Blue Hens have each of the eight previous meetings by an average margin of 27.

- The two schools signed a new extension to the series rivalry and will square off eight times between now and 2029, including the first two meetings ever in Dover (2024, 2025).

- This year's Blue Hens will have 12 new starters between the offensive and defensive units, including eight on the defensive side of the ball.

- One spot Delaware won't be young in the trenches where the Blue Hens return four on the offensive line, led by First Team All-American Mario Farinella, and their entire defensive line unit, led by All-CAA performer Cam Kitchen.

- Senior QB and two-year captain Pat Kehoe returns to lead the offense, just one year after becoming just the 13th player in school history to throw for over 2,000 yards in a season. Kehoe finished with 2,075 yards and 17 passing TDs.

- Kehoe will be working with a new offensive coordinator after Jared Ambrose, who once served as a graduate assistant for the Blue Hens, returns after 10 years at CAA rival Towson, where he served as the Tigers' offensive coordinator.

- For the second straight season, Delaware enters the year ranked in the top-25, 22 in the STATS FCS and 23 in the FCS Coaches. It's the first time since 2011 and 2012 that the Blue Hens had back-to-back years starting in the national polls.

THE SERIES

Overall Record:
Delaware leads 8-0

Games at Delaware:
Delaware leads 8-0

Games at Delaware State:
N/A

Last Delaware Win:
8/31/17: Delaware 22, DSU 3

Current Streak:
Delaware W8

Last Meeting:
Delaware 22, DSU 0 (8/31/17)

Most Points Scored By Delaware:
56: 9/1/16 - Delaware 56, DSU 14

Total Points Scored In Series:
Delaware: 301
DSU: 85





DELAWARE FOOTBALL DEPTH CHART



- VS. DELAWARE STATE - AUGUST 29, 2019

OFFENSE

QB	12 Pat Kehoe	R-Sr.	6-4	235
	14 Nolan Henderson	R-So.	6-1	185
	19 Anthony Paoletti	R-Fr.	6-2	210
RB	33 DeJoun Lee	R-Jr.	5-7	185
	25 Will Knight	R-Fr.	5-11	195
	-or- 10 Andre Robinson	R-Sr.	5-10	210
FB	21 Owen Tyler	Sr.	6-4	255
	9 Braden Brose	R-Fr.	6-3	245
	89 Mateo Vandamia	Fr.	6-2	225
WR	2 Chichi Amachi	R-Jr.	6-1	195
	7 Dae'lun Darien	R-Jr.	6-4	215
	8 Austin Haverstrom	R-Fr.	5-11	175
WR	5 Gene Coleman	Jr.	5-11	195
	17 Jourdan Townsend	Fr.	5-11	185
	83 Noel Miller	Fr.	6-1	195
TE	81 Bryce De Maille	So.	6-3	235
	80 Luke Frederick	R-So.	6-5	245
	82 Jon Ricci	R-Fr.	6-3	240
LT	72 David Kroll	Jr.	6-7	315
	78 M.J. Kehoe	R-Sr.	6-7	300
LG	67 Connor Lutz	R-Sr.	6-6	305
	58 Brandon Nixon	R-Jr.	6-1	280
C	77 Mario Farinella	R-Sr.	6-2	305
	53 Mickey Henry	R-So.	6-4	280
RG	56 Jamil Gilmore	R-Jr.	6-4	290
	60 Kyle Cathers	R-Jr.	6-5	285
RT	75 Chuka Ezeuzoh	R-Sr.	6-5	310
	69 Carter Lynch	R-So.	6-5	305
WR	1 Thyrick Pitts	R-So.	6-3	200
	11 Dillon Zimmerman	R-Jr.	6-3	195
	88 Eddie Scannapieco	R-So.	5-11	200

DEFENSE

DE	44 Brandon Hall	Sr.	6-2	245
	92 Tommy Walsh	R-Fr.	6-3	250
	57 Ryan Fields	Fr.	6-3	240
DT	97 Dom Covatto	R-So.	6-4	300
	66 Caleb Ashworth	R-Sr.	6-4	250
	96 Yaw Aidoo	R-Jr.	5-11	325
DT	99 Cam Kitchen	R-Sr.	6-3	285
	94 Jordan Morris	R-Fr.	6-2	290
	61 Nick Coomer	Fr.	6-4	285
DE	95 Frank Burton III	R-Jr.	6-2	255
	91 Artis Hemmingway	R-So.	6-2	265
	54 Chase McGowan	Fr.	6-1	240
Bandit -or-	41 Joe Zubillaga	R-Fr.	6-1	205
	2 Tim Poindexter	R-Jr.	5-11	195
	49 Isaiah Schoonmaker	R-Fr.	6-2	205
MLB	33 Johnny Buchanan	So.	6-0	230
	19 Matt Palmer	R-Fr.	6-0	195
	-or- 8 Javar Garrett	R-Fr.	6-2	225
MLB	51 Drew Nickles	So.	6-3	225
	11 Liam Trainer	R-Fr.	6-2	235
	-or- 59 Jack Dinicola	R-So.	6-2	210
KAT	98 Sal Mauro	R-Jr.	6-2	255
	10 Anthony Toro	R-Fr.	6-3	245
	50 Chase Konkel	R-Sr.	6-5	230
DB	16 Nijuel Hill	R-Jr.	5-10	185
	3 Riah Burton	R-So.	6-1	195
	24 D'Juan Moore	R-So.	5-9	175
DB	21 Justis Henley	So.	5-11	175
	32 Amonte Strothers	R-Fr.	6-1	195
	37 Brian Dennis	R-Sr.	5-9	185
S	1 Kedrick Whitehead	So.	5-11	190
	42 Andrew Pawlowski	R-So.	6-4	225
	39 Mekai Holloway-Davis	Fr.	6-0	180
S	29 Noah Plack	R-Fr.	6-2	210
	15 Andres Castillo	R-Jr.	5-11	205
	-or- 30 Brandon Dennis	R-Fr.	5-9	185
-or-	-or- 26 Daniel Walker	Fr.	6-2	205

SPECIAL TEAMS

KR	33 DeJoun Lee	R-Jr.	5-7	185	KO	36 Jake Roth	Sr.	6-0	205
	5 Gene Coleman II	Jr.	5-11	195		40 Ryan Coe	Fr.	6-3	225
PR	17 Jourdan Townsend	Fr.	5-11	185	LS	68 Jake Reed	R-So.	6-1	270
	5 Gene Coleman II	Jr.	5-11	195		55 Skyler Korinek	R-Jr.	6-1	250
PK	36 Jake Roth	Sr.	6-0	205	SS	55 Skyler Korinek	R-Jr.	6-1	250
	40 Ryan Coe	Fr.	6-3	225		68 Jake Reed	R-So.	6-1	270
P	31 Nick Pritchard	R-Jr.	5-10	225					
	36 Jake Roth	Sr.	6-0	205					

SUNDAY	MONDAY	TUESDAY	WEDNESDAY	THURSDAY	FRIDAY	SATURDAY
ACCESS = CLOSED Players off	ACCESS = OPEN CAA Teleconference (Coach Rocco on at 11:10 a.m. ET) Weekly Presser (Coach Rocco/Players at 12 p.m. ET)	ACCESS = OPEN	ACCESS = OPEN Coaches' Show at Klondike Kate's (7 pm on WDSD)	GAMEDAY ACCESS = Postgame Availability	ACCESS = CLOSED	ACCESS = CLOSED

QUICK FACTS

BLUE HENS SOCIAL MEDIA

Twitter@DelawareFootball
Facebook.....Facebook.com/DelawareFootball
Instagram.....@DelawareFootball
YouTube.....YouTube.com/BlueHens

THE 4-1-1 ON THE BLUE HENS

Location.....Newark, Del. 19716
Founded.....1743
Enrollment18,343 (Undergrad)
NicknameFightin' Blue Hens
Official MascotYouDee
Colors.....Blue (PMS 2945C) & Gold (PMS109C)
Affiliation.....NCAA Division I FCS
Conference.....Colonial Athletic Association
Stadium.....
.....Tubby Raymond Field at Delaware Stadium
Capacity.....16,730
Surface.....FieldTurf

PresidentDr. Dennis Assanis
Athletics DirectorChrissi Rawak
NCAA Faculty Delegate.....Dr. Tammy L. Anderson

PROGRAM HISTORY

Seasons.....127th season
First Season.....1889
All-Time Record (Pct.).....691-456-43 (.599)
Delaware Stadium Record.....306-107-4 (.739)
Conference Titles.....16
.....1973, 1974, 1976, 1978, 1979, 1981, 1982, 1986, 1988,
.....1991, 1992, 1995, 2000, 2003, 2004, 2010
National Titles.....6
.....1946, 1963, 1971, 1972, 1979, 2003
NCAA Playoff Appearances21
.....1973, 1974, 1976, 1978, 1979, 1981, 1982, 1986, 1988
.....1991, 1992, 1993, 1995, 1996, 1997, 2000, 2003,
.....2004, 2007, 2010, 2018

THERE'S SOMETHING DIFFERENT HERE....

In case you haven't looked up from reading these game notes, but Delaware Stadium has under gone its first-ever renovation since it's opening in 1952. The entire west grandstand is under construction as part of the \$60 Building Our Home project that will be finished in 2020 with the opening of the Whitney Athletic Center. This year, the west grandstand will be open to all patrons with new chairbacks and suites.

HORSES IN THE BACK....

QB Pat Kehoe opened eyes with his 2018 season for the Blue Hens and returns to lead a loaded backfield that includes Preseason All-CAA Honorable Mention honorees DeJoun Lee and Owen Tyler, along with Penn State transfer Andre Robinson and Old Dominion transfer Will Knight, both of whom are primed for breakout seasons in 2019.

BACK HOME

Knight is part of a heavy crop of transfers who have returned to their home state to play for the Blue Hens this fall. Knight, along with Riah Burton (UVA), Javar Garrett (UVA), Trey Austin (UNLV) returned to Delaware after spending time at other institutions previously.

GUNSLINGIN' LEFTY

Kehoe (making his second straight season opening start) is just the first left-handed QB to start a season opener for Delaware since Rick Scully in 1982.

ROCCIN' OUT

Head Coach Danny Rocco remains the only FCS head coach (28 of them in total) with 12+ years of experience without a losing season.

HOME COOKIN'

Entering tonight, Delaware brings an impressive scoring streak that dates back to Nov. 12, 1983, a streak of 234 straight games at Delaware Stadium without being shutout. The Blue Hens have been shutout just six times in the past 420 games overall since 1983.

CONNECT FOUR (OR MORE)

Since 1990, only three schools that have competed at the NCAA FCS level during that entire time period have won at least four games every single season. Delaware, Montana, and Northern Iowa are the members of this exclusive club of consistent winners.

2018 TEAM COMPARISON

Category	Delaware (CAA)	Delaware St. (CAA)
Scoring Offense	24.4	16.7
Rushing Offense	105.3	187.9
Passing Offense	195.1	127.9
Total Offense	300.4	315.8
INTs Thrown	11	8
3rd Down Conversions	54/157 (34%)	51/174 (29%)
4th Down Conversions	4/17 (33%)	15/33 (45%)
Time/Possession	28:59	30:54
Scoring Defense	21.5	33.5
Rush Defense	134.9	172.1
Pass Defense	216.7	186.2
Total Defense	351.6	358.3
Sacks	1.3	1.1
Tackles for Loss	4.8	6.4
Interceptions By	15	8
Turnover Margin	+1	-9
Red Zone Offense	(35-43) 81%	(20-31) 65%
Red Zone Defense	(33-41) 80%	(37-43) 86%
Penalties-Yards PG	61-44.9	95-82.4
Punts-Average	58-42.0	68-39.7

PATH TO THE PROS

Newark seems to be building quite a path to the pros with eight of the 11 departing seniors from last year's squad earning shots in professional organizations. Nasir Adderley gave Delaware its second straight top-5 round draft pick with his second round selection to the Los Angeles Chargers. Troy Reeder (Rams), Charles Scarff (Ravens), Tenny Adewusi (Giants), Joe Walker (Bears), Vinny Papale (Raiders/Redskins), Noah Beh (Chiefs) and Andrew Verboys (CFL).

THE SERIES (UD 8-0)

2017 - Delaware, 22-3
2016 - Delaware, 56-14
2014 - Delaware, 27-9
2013 - Delaware, 42-21
2012 - Delaware, 38-14
2011 - Delaware, 45-0
2009 - Delaware, 27-17
2007 - Delaware, 44-7



#BLUEHENS

201 MEDIA INFORMATION

INTERVIEWS WITH COACH ROCCO

Media wishing to interview Coach Danny Rocco must notify the University of Delaware Athletics Communications Office.

WEEKLY PLAYER INTERVIEWS

All player interviews **must** be requested through the University of Delaware Athletics Communications Office, and must be arranged at least 24 hours in advance. Phone interviews are available by contacting the Athletics Communications Office. Please coordinate all requests with the University of Delaware Athletics Communications Office.

PRACTICE COVERAGE

Delaware practices are open to the media, but please call in advance if you plan on attending. Practices during the week (Tues.-Thurs.) are usually from 4 pm to 6:30 p.m. Players and coaches will usually be available after practice. There is no media availability on Friday or pregame Saturday. Please contact the University of Delaware Athletics Communications Office for the schedule.

POST-GAME INTERVIEWS

Post-game interviews for home games will be conducted in the media room of the Bob Carpenter Center. Coach Rocco and requested players will be available after a brief cooling off period. Interviews following road games will be subject to the policies set forth by the home teams and will run through Assistant AD for Athletic Communications Scott Day.

MEDIA CREDENTIALS

Arrangements for media credentials for University of Delaware's home football games in 2018 must be made through the University of Delaware Athletics Communications Office. Requests by accredited media members should be made in writing and submitted on company letterhead to Scott Day.

Priority of issuance of credentials will be given to daily newspapers and television stations which cover Delaware football on a regular basis.

Credentials must be requested at least 48 hours prior to requested game.

MEDIA WILL CALL

A will call window will be operated on game days at Delaware Stadium box office for the distribution of credentials which have not been mailed. Proper ID will be required.

PRESS BOX SERVICES

A media packet will be distributed to your seat prior to kick-off. It will include a game program, flipcard and game notes for each team and the CAA. If you are missing any material, please contact a member of the University of Delaware Athletics Communications Office.

Quarterly statistics and play-by-play will be distributed during the game. Final statistics and booklets will be distributed as soon as possible following the game.

Delaware Media Relations Staff

Football Contact

Assistant AD For Athletic Communications: Scott Day

Phone: (302) 831-8007

Cell: (804) 263-6769

E-mail: sday@udel.edu

Athletic PR Asst./FB Secondary: Erik Oakley

Cell: (302) 530-0537

E-mail: oakleye@udel.edu

Asst. Director of Communications: Kevin Tritt

Asst. Director of Communications: Maggie Hayon

Historian: Scott Selheimer

Director of Digital and Social Media: Alli Fossner

Assistant AD for Video/Multimedia: Nate Edwards

Internet Address: www.BlueHens.com

THE STORIES BEHIND THE UNIFORMS

IMPROVEMENTS BEYOND THE FIELD

Along with Delaware's back-to-back seven win seasons, the Blue Hens have also excelled in the classroom, boasting the program's highest semester GPA ever this past spring, in addition to taking home the CAA's most improve APR score from this past academic year. It's the first time Delaware has ever won the award.

PARTNERING UP

The Blue Hens have utilized critical campus partnerships at the University of Delaware, teaming with the Health Sciences department to implement full body scans in the Health Innovation Design Lab that will give bone structure for added protection against possible injuries.

OH BROTHER

Delaware will be one of only three programs in the country with three sets of brothers on the roster this fall. Both Pat and MJ Kehoe, along with Brandon and Brian Dennis were both on last year's roster, while Frank Burton is joined by Riah Burton, a transfer from UVA, this fall. Two of the brother duos (Dennis and Burton) are Delaware natives.

GETTING FIRST-HAND EXPERIENCE

Summers are the time that most student-athletes get first-hand, on-the-job experience and that's exactly what several members of this year's roster have done with both Owen Tyler and Pat Kehoe completing internship within the UD Athletic department, while DL Lloyd Badson has been working with the Philadelphia Phillies organization all summer long.

CONTINUING TO PROTECT

Redshirt senior Mario Farinella is just to protecting and that's exactly what he will look to continue upon graduation with a job in the police academy back in New Jersey. Farinella has completed two internships with police forces and will look to enter the force after the 2019 season.

TICKLING THE IVORIES

Senior WR and Delaware native Chichi Amachi skills aren't limited to the gridiron as the William Penn High School graduate is also a pianist.

A MAN'S BEST FRIEND

Other than his family, it's tough to find anything that head coach Danny Rocco loves more than his nearly 200-pound St. Bernard, Max.

DELAWARE OVERTIME GAMES

Below is a list of Delaware's all-time overtime games with date, opponents, result, and how the game was won. Delaware is 9-12 all-time in overtime games (6-7 at home/3-5 on the road). Delaware is 2-5 in multiple overtime games.

- Sep. 13, 1986 - *New Hampshire (H), L, 21-28 (Norm Ford 14 pass from Bob Jean)
 Oct. 31, 1987 - **Maine (H), L, 56-59 (Peter Borjestedt 25 FG)
 Nov. 21, 1987 - *Boston Univ. (H), W, 17-10 (Gil Knight 11 run)
 Nov. 30, 1991 - **James Madison (H), L 35-42 (NCAA Playoffs) (Kenny Sims 25 run)
 Sep. 17, 1994 - *Villanova (A), W, 38-31 (Norman Coleman 25 run)
 Nov. 2, 1996 - *Wm. & Mary (A), L, 7-10 (Brian Shallcross 42 FG)
 Sep. 12, 1998 - *Villanova (A), L, 31-34 (Casey Hannon 35 FG)
 Sep. 2, 1999 - *Wm. & Mary (H), W, 34-27 (Butter Pressey 19 run)
 Oct. 30, 1999 - *Northeastern (A), W, 37-34 (James O'Neal 3 run)
 Nov. 20, 1999 - *Villanova (A), L, 45-51 (Ducarmel Augustin 25 run)
 Nov. 4, 2000 - *New Hampshire (H), L, 44-45 (Brian Mallette 7 pass from Ryan Day)
 Oct. 19, 2002 - **Rhode Island (A), L, 14-17 (Shane Laisle 34 FG)
 Nov. 1, 2003 - *Maine (H), W, 24-21 (Brad Shushman 36 FG)
 Nov. 15, 2003 - ***Massachusetts (H), W, 51-45 (Justin Long 4 pass from Andy Hall)
 Dec. 4, 2004 - **William & Mary (A), L, 44-38 (NCAA Playoffs) (Jon Smith 7 run)
 Sept. 10, 2005 - *Lehigh (H), W, 34-33 (Omar Cuff 16 pass from Sonny Riccio; Lehigh scored but missed PAT)
 Nov. 10, 2007 - *****Richmond (H), L, 56-62 (Josh Vaughan 13 run)
 Nov. 20, 2010 - *Villanova (H), L, 21-28 (Aaron Ball 1 run)
 Nov. 3, 2012 - *Towson (H), L, 27-34 (Terrance West 3 run)
 Sept. 27, 2014 - *James Madison (A), W, 30-23 (Jerel Harrison 4 pass from Trent Hurley)
 Oct. 21, 2017 - **Richmond (H), W, 42-35 (Kane 1 run)

Note: Longest game in UD history

*=number of overtimes



#BLUEHENS

Quickie Statistics (Final)

Delaware State vs Delaware (Aug 31, 2017 at Newark, Del.)

	DSU DELAWARE	
Score	3	22
FIRST DOWNS	11	27
RUSHES-YARDS (NET)	28-59	49-226
PASSING YDS (NET)	165	206
Passes Att-Comp-Int	28-12-1	29-15-1
TOTAL OFFENSE PLAYS-YARDS	56-224	78-432
Fumble Returns-Yards	0-0	0-0
Punt Returns-Yards	1-1	1-0
Kickoff Returns-Yards	1-31	2-52
Interception Returns-Yards	1-3	1-5
Punts (Number-Avg)	6-41.5	5-38.8
Fumbles-Lost	5-2	1-0
Penalties-Yards	4-26	6-65
Possession Time	20:10	39:50
Third-Down Conversions	3 of 13	8 of 15
Fourth-Down Conversions	1 of 2	0 of 0
Red-Zone Scores-Chances	1-1	3-3

Delaware State

Rushing	No.	Gain	Loss	Net	TD	Lg	Avg
ALLEYNE,B.	9	53	6	47	0	23	5.2
ADAMS,D.	1	15	0	15	0	15	15.0
WATERS,M.	8	15	6	9	0	4	1.1
WEST,N.	2	3	6	-3	0	3	-1.5

Passing	C-A-I	Yds	TD	Long	Sack
McDANIELS,J.	12-28-1	165	0	42	1

Receiving	No.	Yards	TD	Long
SUA-GODINET,F.	4	93	0	42
HANNAH,J.	2	23	0	17
SELBY,T.	2	17	0	12
KOLLIE,K.	1	20	0	20

Punting	No.	Yds	Avg	Long	In20	TB
ROMO-MARTINEZ,F	6	249	41.5	61	1	1

Punt Returns	No.	Yards	TD	Long
SUA-GODINET,F.	1	1	0	0

Kick Returns	No.	Yards	TD	Long
ALLEYNE,B.	1	31	0	31

Tackles	UA-A	Total	Sacks	TFL
HARRIS,M.	5-4	9	1.0	1.0
SELBY,K.	5-3	8	0.0	0.5
HESLOP,G.	3-5	8	0.0	0.5
NICHOLS,B.	5-2	7	0.0	0.0

Delaware

Rushing	No.	Gain	Loss	Net	TD	Lg	Avg
Thomas Jefferson	19	106	4	102	0	12	5.4
Kareem Williams	14	67	0	67	0	17	4.8
Diante Cherry	1	19	0	19	1	19	19.0
Joe Walker	6	37	22	15	0	22	2.5

Passing	C-A-I	Yds	TD	Long	Sack
Joe Walker	13-26-1	192	1	31	1
J.P. Caruso	2-3-0	14	0	8	0

Receiving	No.	Yards	TD	Long
Diante Cherry	4	83	1	31
Jamie Jarmon	4	36	0	13
Vinny Papale	2	37	0	20
Gene Coleman II	1	20	0	20

Punting	No.	Yds	Avg	Long	In20	TB
Nick Pritchard	5	194	38.8	49	3	0

Punt Returns	No.	Yards	TD	Long
Jamie Jarmon	1	0	0	0

Kick Returns	No.	Yards	TD	Long
Nasir Adderley	2	52	0	26

Tackles	UA-A	Total	Sacks	TFL
Charles Bell	3-4	7	0.0	0.5
Ray Jones	3-3	6	0.0	1.0
Justin Watson	3-1	4	0.0	0.0
Bilal Nichols	2-2	4	0.5	0.5

Qtr	Time	Scoring Play	V-H
1st	02:07	DELAWARE - Cam Kitchen safety	0 - 2
2nd	09:08	DELAWARE - Frank Raggo 21 yd field goal, 11-76 5:45	0 - 5
	02:22	DELAWARE - Frank Raggo 25 yd field goal, 12-62 5:00	0 - 8
	00:21	DSU - NZIDEE,W. 24 yd field goal, 9-68 2:01	3 - 8
3rd	02:48	DELAWARE - Diante Cherry 31 yd pass from Joe Walker (Frank Raggo kick), 5-55 1:22	3 - 15
4th	06:22	DELAWARE - Diante Cherry 19 yd run (Frank Raggo kick), 9-86 5:10	3 - 22



2019 DELAWARE FOOTBALL ROSTER

NO.	NAME	YR.	POS.	HT.	WT.	HOMETOWN/HIGH SCHOOL (PREV. SCHOOL)
1	THYRICK PITTS	WR	6-3	200	R-SO.	MANASSAS, VA./FOREST PARK
1	KEDRICK WHITEHEAD	DB	5-11	195	SO.	MIDDLETOWN, DEL./MIDDLETOWN
2	CHICHI AMACHI	WR	6-1	195	R-JR.	BEAR, DEL./WILLIAM PENN
2	TIM POINDEXTER	DB	5-11	195	R-JR.	BRONX, N.J./CARDINAL HAYES
3	RIAH BURTON	DB	6-1	195	R-SO.	BEAR, DEL./WILLIAM PENN (UVA)
3	CADE PRIBULA	QB	6-1	205	FR.	YORK, PA./CENTRAL YORK
4	COLBY REEDER	LB	6-3	235	R-JR.	HOCKESSIN, DEL./SALESIANUM
5	GENE COLEMAN II	WR	5-11	195	JR.	MONTCLAIR, N.J./BERGEN CATHOLIC/MILFORD ACADEMY
6	JUSTIN BENECK	WR	6-1	205	R-SO.	WILMINGTON, DEL./WILMINGTON FRIENDS
7	DAE'LUN DARIEN	WR	6-4	215	R-JR.	BALTIMORE, MD./DUNBAR (PENN STATE)
8	JAVAR GARRETT	LB	6-2	225	R-FR.	NEWARK, DEL./THE PEDDIE SCHOOL (N.J.)(UVA)
8	AUSTIN HAVERSTROM	WR	5-11	175	R-FR.	KESWICK, VA./MONTICELLO
9	BRADEN BROSE	TE	6-3	245	R-FR.	IRWIN, PA./HEMPFIELD AREA
10	ANDRE ROBINSON	RB	5-10	210	R-SR.	MECHANICSBURG, PA./BISHOP MCDEVITT (PENN STATE)
10	ANTHONY TORO	LB	6-3	245	R-FR.	EDGEWATER, MD./DEMATHA CATHOLIC
11	LIAM TRAINER	LB	6-2	235	R-FR.	GLENSIDE, PA./LA SALLE COLLEGE HS
11	DILLON ZIMMERMAN	WR	6-3	195	R-JR.	HILLSBOROUGH, N.J./HILLSBOROUGH
12	JOEY CARTER	DB	6-0	185	R-JR.	CEDAR PARK, TEXAS/CEDAR PARK
12	PAT KEHOE	QB	6-4	235	R-SR.	MADISON, CONN./CHESHIRE ACADEMY
13	FREDERICK DURHAM	DB	6-3	185	R-FR.	WILMINGTON, DEL./WILMINGTON CHARTER
14	NOLAN HENDERSON	QB	6-1	185	R-SO.	SMYRNA, DEL./SMYRNA
15	ANDRES CASTILLO	DB	5-11	200	R-JR.	COOKESVILLE, MD./GOOD COUNSEL
16	NIJUEL HILL	DB	5-10	185	JR.	BALTIMORE, MD./CALVERT HALL
16	MASON JONES	QB	6-1	205	R-SO.	LANGHORNE, PA./NESHAMINY
17	JOURDAN TOWNSEND	WR	5-11	185	FR.	FARRELL, PA./FARRELL
19	MATT PALMER	LB	6-0	195	R-FR.	DOYLESTOWN, PA./ARCHBISHOP WOOD
19	ANTHONY PAOLETTI	QB	6-2	210	R-FR.	BROOMALL, PA./MARPLE-NEWTOWN
20	VINNY SALOMONE	RB	5-11	225	R-SO.	DILLSBURG, PA./BISHOP MCDEVITT
21	JUSTIS HENLEY	DB	5-11	175	SO.	NORTH WALES, PA./NORTH PENN
21	OWEN TYLER	TE	6-4	255	R-SR.	WEST HARTFORD, CONN./NORTHWEST CATHOLIC
22	KHORY SPRUILL	RB	6-1	240	JR.	CLINTON, MD./DEMATHA CATHOLIC
23	QUINCY WATSON	RB	5-10	185	FR.	NORRISTOWN, PA./MALVERN PREP
24	BRETT BUCKMAN	WR	6-1	185	FR.	MONTVALE, N.J./ST JOSEPH REGIONAL
24	D'JUAN MOORE	DB	5-9	175	R-SO.	BALTIMORE, MD./DUNBAR (KANSAS)
25	WILL KNIGHT	RB	5-11	195	R-FR.	SMYRNA, DEL./SMYRNA (OLD DOMINION)
26	DANIEL WALKER	DB	6-2	205	FR.	WASHINGTON, PA./WASHINGTON
27	NOAH ROBINSON	RB	5-11	210	FR.	WINCHESTER, VA./MILLBROOK
28	QUENTIN MCABEE	WR	6-2	175	FR.	WILMINGTON, DEL./WILMINGTON FRIENDS
28	TREY AUSTIN	DB	5-10	195	R-JR.	BEAR, DEL./MIDDLETOWN (UNLV)
29	NOAH PLACK	DB	6-2	215	R-FR.	BRIDGEVILLE, PA./SOUTH FAYETTE
30	BRANDON DENNIS	DB	5-9	185	R-FR.	WILMINGTON, DEL./CONCORD
30	ALPHAUS HANSON	RB	5-7	185	R-JR.	NEWARK, DEL./DELAWARE MILITARY ACADEMY
31	NICK PRITCHARD	P	5-10	2225	R-SR.	NEW EGYPT, N.J./NEW EGYPT (MARYLAND)
32	AMONTE' STROTHERS	DB	6-1	195	R-FR.	HOMESTEAD, PA./STEEL VALLEY
33	JOHNNY BUCHANAN	LB	6-0	230	SO.	BRICK, N.J./ST JOHN VIANNEY
33	DEJOUN LEE	RB	5-7	185	R-JR.	SPRINGFIELD, VA./LAKE BRADDOCK
34	JAMES MCHUGH	LB	6-1	220	R-SR.	MENDHAM, N.J./MENDHAM
35	MATT CLULEY	DB	5-10	185	R-SR.	MANASQUAN, N.J./WALL TOWNSHIP
36	JAKE ROTH	K	6-0	205	SR.	READING, PA./CONRAD WEISER
37	BRIAN DENNIS	DB	5-9	185	R-SR.	WILMINGTON, DEL./CONCORD
38	JOE MULLER	DB	5-9	200	R-JR.	SELDEN, N.Y./NEWFIELD
39	MEKAI DAVIS	DB	6-0	180	FR.	HYATTSVILLE, MD./DEMATHA
40	RYAN COE	K	6-3	225	FR.	MCDONALD, PA./SOUTH FAYETTE
41	JOE ZUBILLAGA	DB	6-1	205	R-FR.	KENNETT SQUARE, PA./UNIONVILLE
42	LEVAUGHN LEWIS	TE	6-3	225	FR.	STAMFORD, CONN./KING SCHOOL

ALPHABETICAL

NO.	NAME	POS.
96	YAW AIDOO	OL
2	CHICHI AMACHI	WR
73	BRADLY ANYANWU	OL
66	CALEB ASHWORTH	OL
28	TREY AUSTIN	DB
93	LLOYD BADSON	OL
48	ISAIAH BARNES	DB
6	JUSTIN BENECK	WR
85	WILL BOWEN	TE
47	TYLER BOYD	LB
9	BRADEN BROSE	TE
52	STEVEN BROWN	OL
33	JOHNNY BUCHANAN	LB
24	BRETT BUCKMAN	WR
84	AYINDE BUDD	WR
3	RIAH BURTON	DB
95	FRANK BURTON III	OL
12	JOEY CARTER	DB
15	ANDRES CASTILLO	DB
60	KYLE CATHERS	OL
86	JACK CLEMENTS	TE
35	MATT CLULEY	DB
40	RYAN COE	K
5	GENE COLEMAN III	WR
61	NICK COOMER	OL
97	DOMINICK COVATTO	OL
7	DAE'LUN DARIEN	WR
81	BRYCE DE MAILLE	TE
30	BRANDON DENNIS	DB
37	BRIAN DENNIS	DB
59	JACK DINICOLA	LB
46	JARED DUNCAN	DB
13	FREDERICK DURHAM	DB
62	JAYSEN ELLISON	OL
75	CHUKA EZEUDOH	OL
77	MARIO FARINELLA	OL
57	RYAN FIELDS	OL
80	LUKE FREDERICK	TE
8	JAVAR GARRETT	LB
56	JAMIL GILMORE	OL
90	AUSTIN GRAY	OL
44	BRANDAN HALL	OL
30	ALPHAUS HANSON	RB
8	AUSTIN HAVERSTROM	WR
91	ARTIS HEMMINGWAY	OL
14	NOLAN HENDERSON	QB
21	JUSTIS HENLEY	DB
53	MICKEY HENRY	OLB
16	NIJUEL HILL	DB
39	MEKAI HOLLOWAY-DAVIS	DB
16	MASON JONES	QB
78	MJ KEHOE	TE
12	PAT KEHOE	QB
99	CAM KITCHEN	OL
25	WILL KNIGHT	RB



2019 DELAWARE FOOTBALL ROSTER

ALPHABETICAL		
NO.	NAME	POS.
50	CHASE KONKEL	DE
55	SKYLER KORINEK	LS
72	DAVID KROLL	OL
79	RYAN LAST	OL
33	DEJOUN LEE	RB
42	LEVAUGHN LEWIS	TE
67	CONNOR LUTZ	OL
69	CARTER LYNCH	OL
98	SAL MAURO	DL
28	QUENTIN MCABEE	WR
54	CHASE MCGOWAN	DL
34	JAMES MCHUGH	LB
83	NOEL MILLER	WR
24	D'JUAN MOORE	DB
94	JORDAN MORRIS	DL
38	JOE MULLER	DB
70	ROBERT NACHTMAN	OL
90	AKIE NANCE	DL
51	DREW NICKLES	LB
58	BRANDON NIXON	DL
19	MATT PALMER	LB
19	ANTHONY PAOLETTI	QB
42	ANDREW PAWLOWSKI	DB
1	THYRICK PITTS	WR
29	NOAH PLACK	DB
2	TIM POINDEXTER	DB
3	CADE PRIBULA	DB
31	NICK PRITCHARD	P
87	BRENT REED	TE
43	DOUG REED	DB
68	JAKE REED	LS
4	COLBY REEDER	LB
9	TROY REEDER	LB
82	JON RICCI	TE
10	ANDRE ROBINSON	RB
27	NOAH ROBINSON	RB
74	STEVE ROBINSON	OL
36	JAKE ROTH	K
58	JACOB RUBENSTEIN	LS
20	VINNY SALOMONE	RB
88	EDDIE SCANNAPIECO	WR
49	ISAIAH SCHOONMAKER	LB
20	KHORY SPRULL	RB
32	AMONTE' STROTHERS	DB
10	ANTHONY TORO	LB
17	JOURDAN TOWNSEND	WR
11	LIAM TRAINER	LB
21	OWEN TYLER	TE
89	MATEO VANDAMIA	TE
26	DANIEL WALKER	DB
92	TOMMY WALSH	DL
23	QUINCY WATSON	RB
1	KEDRICK WHITEHEAD	LB
71	OWEN ZECHMAN	OL
11	DILLON ZIMMERMAN	WR
41	JOE ZUBILAGA	DB

NO.	NAME	YR.	POS.	HT	WT	HOMETOWN/HIGH SCHOOL (PREV. SCHOOL)
42	ANDREW PAWLOWSKI	DB	6-4	225	JR.	HUNTINGTOWN, MD./HUNTINGTOWN
43	DOUG REED	DB	5-10	175	FR.	WOODSIDE, DEL./POLYTECH
44	BRANDAN HALL	OL	6-2	250	SR.	LOS ANGELES, CALIF./WESTLAKE (SAN DIEGO MESA CC)
46	JARED DUNCAN	DB	6-2	205	FR.	WILMINGTON, DEL./TATNALL (MORGAN STATE)
47	TYLER BOYD	LB	6-1	215	R-FR.	WEST GROVE, PA./AVON GROVE
48	ISAIAH BARNES	DB	6-0	165	FR.	GEORGETOWN, DEL./SUSSEX CENTRAL
49	ISAIAH SCHOONMAKER	LB	6-2	205	R-FR.	WASHINGTON, PA./WASHINGTON (MIAMI (OH))
50	CHASE KONKEL	OL	6-5	230	R-SR.	DENVER, COLO./REGIS JESUIT
51	DREW NICKLES	LB	6-3	225	SO.	UPPER BLACK EDDY, PA./PALISADES
52	STEVEN BROWN	OL	6-4	305	R-FR.	GLEN BURNIE, MD./ARCHBISHOP CURLEY
53	MICKEY HENRY	OL	6-4	280	R-SO.	WILMINGTON, DEL./ST ELIZABETH
54	CHASE MCGOWAN	DL	6-1	240	FR.	STAFFORD, VA./NORTH STAFFORD
55	SKYLER KORINEK	LS	6-1	250	R-JR.	HILTON HEAD, S.C./HILTON HEAD ISLAND/IMG ACADEMY
56	JAMIL GILMORE	OL	6-4	290	R-JR.	PISCATAWAY, N.J./PISCATAWAY/SALISBURY SCHOOL
57	RYAN FIELDS	DL	6-3	240	FR.	MIDDLETOWN, DEL./MIDDLETOWN
58	BRANDON NIXON	DL	6-1	280	R-JR.	LEWES, DEL./CAPE HENLOPEN
58	JACOB RUBENSTEIN	LS	5-11	230	R-SO.	LONGWOOD, FLA./LAKE MARY
59	JACK DINICOLA	LB	6-2	215	R-SO.	LIVINGSTON, N.J./LIVINGSTON
60	KYLE CATHERS	OL	6-5	285	R-JR.	WILMINGTON, DEL./SALESANUM (COASTAL CAROLINA)
61	NICK COOMER	DL	6-4	285	FR.	LITITZ, PA./WARWICK
62	JAYSEN ELLISON	OL	6-4	280	R-SO.	WILMINGTON, DEL./CONCORD
66	CALEB ASHWORTH	DL	6-3	255	R-JR.	DRYFORK, VA./TUNSTALL (CINCINNATI)
67	CONNOR LUTZ	OL	6-6	305	R-SR.	MILFORD, PA./DELAWARE VALLEY
68	JAKE REED	LS	6-1	270	R-SO.	ODESSA, DEL./CARAVEL
69	CARTER LYNCH	OL	6-5	305	R-SO.	MT LAUREL, N.J./ST JOSEPH'S PREP (PA.)
70	ROBERT NACHTMAN	OL	6-4	300	R-FR.	PENNSYLVANIA FURNACE, PA./STATE COLLEGE
71	OWEN ZECHMAN	OL	6-4	280	FR.	MIDDLEBURG, PA./EAST JUNIATA
72	DAVID KROLL	OL	6-7	315	JR.	RESTON, VA./SOUTH LAKES
73	BRADLY ANYANWU	OL	6-3	305	FR.	DOVER, DEL./DOVER
74	STEVE ROBINSON	OL	6-4	300	R-SR.	PHILADELPHIA, PA./SAINT JOSEPH'S PREP/SALISBURY SCHOOL
75	CHUKA EZEUDOH	OL	6-5	305	R-SR.	WILMINGTON, DEL./CONCORD (DELAWARE STATE)
77	MARIO FARINELLA	OL	6-2	305	R-SR.	BLOOMFIELD, N.J./BERGEN CATHOLIC
78	M.J. KEHOE	OL	6-7	300	R-SR.	MADISON, CONN./CHESHIRE ACADEMY
79	RYAN LAST	OL	6-6	290	FR.	WEST HEMPTSTEAD, N.Y./THE TAFT SCHOOL
80	LUKE FREDERICK	TE	6-5	245	R-SO.	ALTOONA, PA./BISHOP GUILFOYLE
81	BRYCE DE MAILLE	TE	6-3	235	SO.	FREDRICK, MD./OAKDALE
82	JON RICCI	TE	6-3	245	R-FR.	GLEN MILLS, PA./GARNET VALLEY
83	NOEL MILLER	WR	6-1	195	FR.	ROCKVILLE, MD./THOMAS S. WOOTTEN
84	AYINDE BUDD	WR	6-5	205	FR.	RICHMOND, VA./COLLEGIATE
85	WILL BOWEN	TE	6-6	235	FR.	HUMMELSTOWN, PA./LOWER DAUPHIN
86	JACK CLEMENTS	TE	6-5	255	R-SR.	MOORESTOWN, N.J./SAINT JOSEPH'S PREP
87	BRENT REED	TE	6-6	250	R-JR.	HARBESON, DEL./CAPE HENLOPEN
88	EDDIE SCANNAPIECO	WR	5-11	200	R-SO.	FRANKLIN, MASS./FRANKLIN
89	MATEO VANDAMIA	TE	6-2	225	FR.	OAKDALE, PA./WEST ALLEGHENY
90	AKIE NANCE	DL	6-3	275	FR.	NEWARK, N.J./NEWARK COLLEGIATE ACADEMY
91	ARTIS HEMMINGWAY	DL	6-2	265	R-SO.	HILLSIDE, N.J./POPE JOHN XII
92	TOMMY WALSH	DL	6-3	250	R-FR.	WARRINGTON, PA./ARCHBISHOP WOOD
93	LLOYD BADSON	DL	6-2	285	R-SR.	BEAR, DEL./CARAVEL
94	JORDAN MORRIS	DL	6-2	290	R-FR.	BURLINGTON, N.J./THE HUN SCHOOL
95	FRANK BURTON III	DL	6-2	265	R-JR.	BEAR, DEL./WILLIAM PENN (BALL STATE)
96	YAW AIDOO	DL	5-11	325	R-JR.	BEAR, DEL./WILMINGTON CHARTER
97	DOMINICK COVATTO	DL	6-4	300	R-SO.	ERIE, PA./ERIE CATHEDRAL PREP
98	SAL MAURO	DL	6-2	255	R-JR.	STATEN ISLAND, N.Y./BERGEN CATHOLIC
99	CAM KITCHEN	DL	6-3	290	R-SR.	TRENTON, N.J./LAWRENCE/THE HUN SCHOOL



#BLUEHENS



DANNY ROCCO

HEAD COACH
THIRD SEASON
WAKE FOREST, 1984

University of Delaware Director of Athletics and Recreation Services Chrissi Rawak announced on Dec. 14, 2016 that Danny Rocco, who enjoyed outstanding success at NCAA Division I FCS members Liberty University and University of Richmond, had been selected to lead the Blue Hens as head football coach.

Rocco, 58, who has three 10-win seasons and four NCAA FCS Playoff appearances under his belt, became just the 23rd head coach in Delaware's 125-season history and just the sixth head coach since 1940.

A veteran of 34 seasons as a football coach, including the last 13 as a head coach at the NCAA Division I FCS level, Rocco has found nothing but success. That success has followed him to Delaware in his first two seasons in Newark.

Last fall, under his tutelage, the Blue Hens returned to the FCS playoffs for the first time since 2010 after a 7-5 mark, including two wins over top-10 ranked opponents. In his two seasons with the Blue Hens, Rocco has led Delaware to back-to-back seven win seasons, a feat that hadn't happen in Newark in seven years.

In his 13 seasons as a head coach, he has never posted a losing season and owns a career record of 104-51 (.671).

A native of Huntingdon, Pa. and a 1984 graduate of Wake Forest University, Rocco inherits a program that has won six national championships, finished as national runner-up five times, made 20 NCAA Tournament appearances, and captured 16 conference championships.

Rocco transformed the Spiders back into a national power during his five-year tenure. He inherited a team that went 3-8 in 2011 and led the 2012 squad to a five-win turnaround with an 8-3 overall record and a share of the CAA title.

He went on to lead Richmond to a five-year record of 43-22 that included three consecutive NCAA Tournament appearances, including a berth in the semifinals in 2015 and a trip to the quarterfinals this past season.

He was named the Touchdown Club of Richmond Coach of the Year in both 2012 and 2015 and was a finalist for the FCS Eddie Robinson National Coach of the Year award both of those seasons.

During his 12 seasons as a head coach (five at Richmond, six at Liberty), he has been a National Coach of the Year Finalist five times, and has won six conference championships and four conference Coach of the Year honors.

He has coached 167 all-conference honorees and 32 student-athletes who garnered All-American honors, including two Delaware student-athletes in 2017 - Brody Kern and Bilal Nichols.

Fourteen different players under Rocco's tutelage have gone on to earn professional contracts and his teams have finished in the final FCS Top-25 poll in eight of the past 10 seasons, including finishing No. 3 in 2015.

During his time with the Spiders, Richmond defeated 14 nationally-ranked opponents, including a victory over then-No.3 James Madison during the 2015 season when ESPN's College GameDay was in Harrisonburg, Va.

Rocco is only the third man in Colonial Athletic Association Football (formerly Yankee Conference and Atlantic 10 Conference) history to serve as head coach at two different institutions. Jim Reid coached at former CAA member Massachusetts in 1986-91 before moving on to serve as head coach at Richmond in 1995-2003. Current University of Michigan defensive coordinator Don Brown was head coach at Northeastern in 2000-03 before moving over to UMass in 2004-08.

At Liberty, Rocco made an immediate impact, taking over a program that had gone 1-10 in 2005 and building the Flames into a Big South Conference power. He led his first team to a 6-5 record (the largest turnaround of any FCS program that season) and guided the squad to Big South Conference Championship four times in six seasons.

He posted an overall record of 47-20 (26-5 in league play) and was named Big South Coach of the Year four times. He would go on to be named a finalist for the national Eddie Robinson Award and Liberty Mutual Coach of the Year Award in each of the final three seasons in Lynchburg. Liberty finished the last four years ranked inside the Top 25 in both major FCS polls.

Before becoming a head coach, Rocco spent 23 seasons at the NCAA Division I Bowl Subdivision (FBS) and National Football League levels.



#BLUEHENS

Prior to his arrival at Liberty, Rocco spent the previous five seasons at Virginia. He was a part of four consecutive bowl appearances for the Cavaliers, including back-to-back Continental Tire Bowl victories in 2002 and 2003. During his time in Charlottesville, UVA piled up 37 wins with Rocco serving as the associate head coach and linebackers coach under Al Groh.

In addition to his coaching duties with the Cavaliers, he also served as the recruiting coordinator during his first two years in Charlottesville. His 2002 recruiting class was ranked in the top 10 in the nation by many of the major recruiting services, including a fifth-place ranking by ESPN.

Prior to UVA, Rocco spent the 2000 season alongside Groh as an assistant linebacker and special teams coach with the New York Jets. Before joining the Jets, he was the linebackers coach at Maryland during the 1998 and 1999 campaigns.

Prior to his time in College Park, Rocco spent four seasons at the University of Texas, where the Longhorns captured three straight conference titles, including winning the inaugural Big 12 Championship in 1996 and earning three consecutive trips to bowl games (Sun Bowl, Sugar Bowl and Fiesta Bowl).

Before Tom Coughlin was a Super Bowl winning coach with the New York Giants, he was Rocco's mentor at Boston College for two seasons. As a defensive assistant, Rocco was a part of the revitalization of the Golden Eagles, returning the program to the national stage as participants in the 1992 Hall of Fame Bowl and the 1993 Carquest Bowl.

Rocco also spent the 1987 season as the linebackers coach at Colorado under Bill McCartney and three seasons as the linebackers coach at Tulsa.

The start of Rocco's coaching career came at his alma mater, Wake Forest, where he spent three seasons in total, two as a graduate assistant and one as the defensive line coach during the 1986 season.

As a player, Rocco's collegiate career began at Penn State, where he earned two varsity letters and competed in the 1979 Liberty Bowl and the 1980 Fiesta Bowl before transferring to Wake Forest. While in Winston-Salem, he was a two-year starter and senior captain for Groh.

He was no stranger to coaching after growing up in a football family. His father, Frank Rocco, Sr., served as an assistant coach at Penn State before joining the Liberty staff in 2000. Frank Rocco, Jr., also joined the Flames staff in 2000 as a wide receivers and quarterbacks coach and received a promotion to offensive coordinator prior to his departure in 2003. Frank, and brother, Dave, are both currently coaching at the high school level in Virginia.

In January of 2016, Rocco was elected to the American Football Coaches Association Board of Trustees.

Rocco is married to the former Julie Mills and they are the parents of two children, David and Amy. David currently serves as offensive coordinator at Western Illinois University.

ROCCO YEAR-BY-YEAR

2006	LIBERTY	6-5 (2-2)
2007	LIBERTY	8-3 (4-0)
2008	LIBERTY	10-2 (5-0)
2009	LIBERTY	8-3 (5-1)
2010	LIBERTY	8-3 (5-1)
2011	LIBERTY	7-4 (5-1)
2012	RICHMOND	8-3 (6-2)
2013	RICHMOND	6-6 (4-4)
2014	RICHMOND	9-5 (5-3)
2015	RICHMOND	10-4 (6-2)
2016	RICHMOND	10-4 (5-3)
2017	DELAWARE	7-4 (5-3)
2018	DELAWARE	7-5 (5-3)
TOTAL		

WHAT THEY'RE SAYING

UD Athletics Hall of Famer; Former NFL Most Valuable Player; and current CBS TV NFL Analyst Rich Gannon

"I am excited for the future of Delaware Football as AD Chrissi Rawak hired a winner in Danny Rocco. Coach Rocco is a man of great character and integrity and he will bring tremendous leadership and toughness to our program. As an assistant, he was fortunate to work under some of the best coaches in the business, coaches like Bill McCartney, Al Groh, and Tom Coughlin. As a head coach, he took over a Liberty team that went 1-10 the year before he arrived and he quickly turned them into a winner in the Big South Conference. He did the same at Richmond, qualifying for the FCS playoffs in each of the last three seasons. I am convinced that Coach Rocco will continue to build on the great tradition and legacy of Delaware Football!"

UD Athletics Hall of Famer; Former NFL Quarterback Scott Brunner

"Danny Rocco is a proven leader and Delaware is lucky to have someone with his pedigree, character, and passion as our head coach. I had the opportunity to meet Coach Rocco and came away extremely impressed with his vision of the current state of college football and his understanding of how to build a winning program. He will recruit the best athletes and coaches, he will prepare them meticulously, and he will inspire all around him to maximize their ability. I can assure everyone that Danny Rocco has earned the utmost respect from some of the most renowned professionals at the highest levels of football. Go Hens."

Former New York Giants Head Coach and Super Bowl Champion Tom Coughlin

"When he was with me at Boston College, he was an outstanding young football coach, and he had his blinders on from Day One: Family, Religion and Football. He has great people skills, and as a result, has always been an outstanding recruiter and football coach, and the players enjoy playing for him."



#BLUEHENS

RUSHING

100-YARDS RUSHING: KANI KANE VS. ELON, 2018 (124)
100-YARDS RUSHING, FRESHMAN: THOMAS JEFFERSON VS. WM. & MARY, 2015 (174)
100-YARDS RUSHING BY A QB: JOE WALKER VS. WM. & MARY, 2016 (109).... ANDY HALL VS. HOFSTRA, 2003 (159)
100-YARDS RUSHING BY A WR: JAMIE JARMON VS. RICHMOND, 2017 (103)..... MICHAEL JOHNSON VS. RHODE ISLAND, 2013 (123)
150-YARDS RUSHING: WES HILLS VS. MAINE, 2016 (242)
200-YARDS RUSHING: WES HILLS VS. MAINE, 2016 (242)
BACK TO BACK 100-YARD GAMES: KANI KANE - 2, 2017 (RICHMOND-TOWSON)
TWO PLAYERS RUSH FOR 100 YARDS: KANI KANE VS. RICHMOND, 2017 (109)/JAMIE JARMON VS. RICHMOND, 2017 (103)
THREE PLAYERS RUSH FOR 100 YARDS: LEO HAMLETT, PAT WILLIAMS, AND KAI HEBRON VS. JAMES MADISON, 1995
SCORED THREE RUSHING TDS: KANI KANE VS. CORNELL, 2017 (3 TDS)
SCORED FOUR RUSHING TDS: OMAR CUFF VS. DELAWARE STATE, 2007 (4 TDS)
SCORED FIVE RUSHING TDS: OMAR CUFF VS. WILLIAM & MARY, 2007 (6 TDS)
50+-YARD RUN (RB): WES HILLS VS. MAINE, 2016 (61 YARDS)
50+-YARD RUN (QB): ANDY HALL VS. HOFSTRA, 2003 (85 YARDS/TD)
50+-YARD RUN (WR): JAMIE JARMON VS. RICHMOND, 2017 (74 YARDS/TD)
75+-YARD RUN (RB): KAREEM WILLIAMS VS. NEW HAMPSHIRE, 2015 (84 YARDS)
75+-YARD RUN (QB): ANDY HALL VS. HOFSTRA, 2003 (85 YARDS; TD)
75+-YARD RUN (WR): MICHAEL JOHNSON VS. RHODE ISLAND, 2013 (78 YARDS; TD)
25 CARRIES: KANI KANE VS. MAINE, 2017 (26)
30 CARRIES: ANDREW PIERCE VS. VILLANOVA, 2011 (40)
40 CARRIES: ANDREW PIERCE VS. VILLANOVA, 2011 (40)
OPPONENT RUSHED FOR 100+ YARDS: AARON FORBES (VILLANOVA), 2017 (140)
OPPONENT RUSHED FOR 150+ YDS: JOSH MACK (MAINE), 2017 (173)
OPPONENT RUSHED FOR 200+ YARDS: TERRANCE WEST (TOWSON), 2013 (206)
OPP. HAD 2 PLAYERS RUSH FOR 100+ YARDS: KHALID ABDULLAH (JMU), 2016 (159)/BRYAN SCHOR (JMU), 2016 (103)
OPPONENT QB RUSHED FOR 100+ YARDS: BRYAN SCHOR (JMU), 2016 (103)

PASSING

20 COMPLETIONS: JOE WALKER VS. CORNELL, 2017 (20)
30 COMPLETIONS: TREVOR SASEK VS. TOWSON, 2013 (34)
40 COMPLETIONS: PAT DEVLIN VS. VILLANOVA, 2009 (42)
40 ATTEMPTS: TREVOR SASEK VS. WILLIAM & MARY, 2013 (50)
50 ATTEMPTS: TREVOR SASEK VS. WILLIAM & MARY, 2013 (50)
200-YARDS: PAT KEHOE VS. CORNELL, 2018 (254)
300-YARDS: PAT KEHOE VS. TOWSON, 2018 (305)
400-YARDS: PAT DEVLIN VS. VILLANOVA, 2009 (407)
3 TD PASSES: PAT KEHOE VS. LAFAYETTE 2018 (3)
4 TD PASSES: PAT KEHOE VS. TOWSON, 2018 (4)
50-YARD PASS: J.P. CARUSO TO QB JOE WALKER VS. MAINE, 2017 (56)
75-YARD PASS: TRENT HURLEY TO WR JEREL HARRISON VS. JAMES MADISON, 2014 (86)
WR/RB THREW TD PASS:
WR DIANTE CHERRY TO RB JALEN RANDOLPH VS. TOWSON, 2016 (21)
WR DIANTE CHERRY TO RB JALEN RANDOLPH VS. JACKSONVILLE, 2015 (22)
WR ROB JONES TO QB TRENT HURLEY VS. VILLANOVA, 2013 (13)
OPPONENT THREW FOR 300+ YARDS: DAN COLLINS (MAINE), 2016 (307)
OPPONENT THREW FOR 400+ YARDS: JOE MANCUSO (RICHMOND), 2018 (489)
OPPONENT THREW FOR 500+ YARDS: MICHAEL STRAUSS (RICHMOND), 2013 (543)

RECEIVING

10 RECEPTIONS: MICHAEL JOHNSON VS. SACRED HEART, 2014 (10)
100-YARDS RECEIVING: VINNY PAPALE VS. TOWSON, 2018 (142).... JOE WALKER VS. RICHMOND, 2018 (113)
CONSECUTIVE 100-YARD REC. GAMES: MICHAEL JOHNSON VS. SACRED HEART, ELON, 2014
200-YARDS RECEIVING: COURTNEY BATTS VS. WEST CHESTER, 1994 (204)
TWO PLAYERS RECEIVING FOR 100 YARDS: PHILLIP THAXTON (121) AND MARK DUNCAN (114) VS. VILLANOVA, 2009
100-YARDS RECEIVING BY A RUNNING BACK: OMAR CUFF VS. HOFSTRA, 2005 (105)
3 TOUCHDOWN RECEPTIONS: MICHAEL JOHNSON VS. WAGNER, 2013 (3)
50-YARD PASS: J.P. CARUSO TO QB JOE WALKER VS. MAINE, 2017 (56)
75-YARD RECEPTION: TRENT HURLEY TO WR JEREL HARRISON VS. JAMES MADISON, 2014 (86)
QB CAUGHT TD PASS: TRENT HURLEY FROM WR ROB JONES VS. VILLANOVA, 2013 (TD)
QB CAUGHT A PASS: JOE WALKER (WILDCAT) FROM QB J.P. CARUSO VS. MAINE, 2017 (56)
OPPONENT HAD 100+ RECEIVING YDS.: RAY BOLDEN OF STONY BROOK (136), 2017
OPPONENT HAD 150+ RECEIVING YDS.: CORTRELLE SIMPSON, RICHMOND (220), 2018
OPPONENT HAD MULTIPLE 100+ RECEIVING YDS: RASHAD PONDER (175), STEPHEN BARNETTE (127), BRIAN BROWN (109) OF RICHMOND, 2013

INTERCEPTIONS

3 INTERCEPTIONS: DAN MULHERN VS. RHODE ISLAND, 1999 (3)
2 INTERCEPTIONS: NASIR ADDERLEY VS. RICHMOND, 2018 (2)... NASIR ADDERLEY VS. RICHMOND, 2017 (2)... RYAN TORZSA VS. TOWSON, 2016 (2)... ANTHONY JACKSON VS. DELAWARE STATE, 2016 (2)... CRAIG BRODSKY VS. WAGNER, 2013 (2)
INTERCEPTIONS IN CONSECUTIVE GAMES: NASIR ADDERLEY, 3 STRAIGHT GAMES, 2017... TIM BREAKER 3 STRAIGHT GAMES, 2012 (1ST TIME SINCE 2001)
INTERCEPTION FOR A TD: NASIR ADDERLEY VS. ALBANY, 2016 (22).. TROY REEDER VS. DELAWARE STATE, 2016 (13)
INTERCEPTION FOR A TD BY A LINEMAN: ZACH KERR VS. WILLIAM & MARY, 2012 (47)
OPPONENT INTERCEPTION FOR TD: JEFF STEEB (VILLANOVA), 2017 (38)
OPPONENT INT. 2 PASSES FOR TD: VILLANOVA, 2012 (RONNIE AKINS/ERIC LOPER)

TACKLES

10 TACKLES: TROY REEDER (12) AND NASIR ADDERLEY (10) VS. TOWSON, 2018
15 TACKLES: TROY REEDER (15) VS. ELON, 2018.... TROY REEDER (17) VS. MAINE, 2017.... PATRICK CALLAWAY VS. WILLIAM & MARY, 2013 (18)
20 TACKLES: ERIK JOHNSON VS. NAVY, 2007 (20)

SACKS

2+ SACKS: FRANK BURTON VS. RHODE ISLAND (2018)
3+ SACKS: VINCE HOLLERMAN VS. DELAWARE STATE, 2014 (3)
4+ SACKS: JOHN LEVELIS VS. NEW HAMPSHIRE, 1988 (4)

KICK/PUNT RETURNS

KICK RETURN FOR TD: NASIR ADDERLEY VS. UNH, 2018 (92 YARDS)
KICK RETURN FOR TD (CONSECUTIVE GAMES): JERRY BUTLER VS. JAMES MADISON (94)/TOWSON (98), 2008
RETURNED OPENING KICK FOR TD: TRAVIS HAWKINS VS. WILLIAM & MARY, 2013 (97)... RICARDO WALKER VS. WILLIAM & MARY, 2002 (95)
OPPONENT KICKOFF RETURN FOR TD: DEVONTE DEDMON, WILLIAM & MARY, 2015 (89)
OPPONENT RETURNED OPENING KICK FOR TD: ANGELO BABBARO, VILLANOVA, 2010 (85)



#BLUEHENS

RECOVERED ONSIDE KICK: JUSTIN WATSON VS. UNH, 2014 (K KEVIN MC-LAUGHLIN)... ROB JONES VS. TOWSON, 2013 (K GARRETT GREENWAY)
FAILED TO RECOVER OPPONENT ONSIDE KICK: BY WILLIAM & MARY, 2016.... BY VILLANOVA, 2013
PUNT RETURN FOR TD: ROB JONES VS. DELAWARE STATE, 2013 (62)
PUNT RETURN FOR TD (BLOCKED PUNT): QUE'SHAWN JENKINS VS. WM. & MARY, 2015.... SEAN BLEILER VS. SOUTHERN ILLINOIS, 2003
OPPONENT PUNT RETURN FOR TD: GREG STROMAN, VIRGINIA TECH, 2017 (61)

FUMBLE RECOVERY FOR TD (DEFENSE): MALCOLM BROWN VS. NDSU, 2018 (92)
FUMBLE RECOVERY FOR TD (OFFENSE): JALEN RANDOLPH VS. WAKE FOREST, 2016 (0)
FUMBLE RECOVERY FOR TD (SPECIAL TEAMS): COLBY REEDER VS. MAINE, 2017 (5/OFF PR)
FUMBLE RECOVERY FOR TD IN CONSECUTIVE GAMES: PAUL WORRILOW VS. MAINE (11 YARDS) AND RHODE ISLAND (27), 2011 (ONLY TIME IN UD HISTORY)
OPPONENT FUMBLE RECOVERY FOR TD: ANDREW ANKRAH (JMU), 2017 (23 YARDS)

KICKING/PUNTING

40-YARD FIELD GOAL: FRANK RAGGO VS. MAINE, 2017 (48)
50-YARD FIELD GOAL: FRANK RAGGO VS. STONY BROOK, 2017 (50)
50-YARD FIELD GOAL ATTEMPT: FRANK RAGGO VS. STONY BROOK, 2017 (50/GOOD)
KICKED THREE FIELD GOALS IN A GAME: FRANK RAGGO VS. LAFAYETTE, 2015 (4)
KICKED FOUR FIELD GOALS IN A GAME: FRANK RAGGO VS. LAFAYETTE, 2015 (4)
60-YARD PUNT: NICK PRITCHARD VS. STONY BROOK, 2017 (60).... WILL STEPHENSON VS. STONY BROOK, 2016 (63)
HAD A PUNT BLOCKED: BY WILLIAM & MARY VS. ERIC ENDERSON, 2014 (CURRENT STREAK - 203 PUNTS WITHOUT BLOCK - 36 GAMES)
BLOCKED A PUNT: AGAINST UNH, 2018 BY TROY REEDER (SAFETY) (RETURNED BLOCKED FG FOR TD: TRAVIS HAWKINS VS. WM. & MARY, 2012 (90; NCAA RECORD))
RETURNED BLOCKED PAT FOR 2 PT CONV.: JORDAN THOMAS VS. MAINE, 2013 (ONLY DEFENSIVE PAT IN SCHOOL HISTORY)

MISCELLANEOUS

SAME PLAYER OVER 200 YARDS PASSING AND 100 YARDS RUSHING:
DALE FRY VS. WEST CHESTER, 1993 (259 PASS, 116 RUSH)
BILL VERGANTINO VS. JAMES MADISON, 1991 (239 PASS, 121 RUSH) TOM DIMUZIO VS. BUCKNELL, 1969 (205 PASS, 118 RUSH)
SAME PLAYER OVER 100 YARDS RUSHING AND 100 YARDS RECEIVING:
NATE BEASLEY VS. LEHIGH, 1975 (109 PASS, 118 RUSH)

TEAM SCORING

DELAWARE SCORED 50+ POINTS: 56 VS. DELAWARE STATE, 2016 (56-14 WIN)
DELAWARE SCORED 40+ POINTS: 40 VS. TOWSON, 2018 (40-36 WIN)
DELAWARE SCORED 30+ POINTS: 38 VS. UNH, 2018 (38-14 WIN)
DELAWARE ALLOWED 50+ POINTS: 62 BY PITTSBURGH, 2014 (62-0 LOSS)
DELAWARE ALLOWED 40+ POINTS: 41 BY VILLANOVA, 2016 (41-10 LOSS)
DELAWARE ALLOWED 30+ POINTS: 36 BY TOWSON, 2018 (40-36 WIN)
DELAWARE FAILED TO SCORE A POINT:
BY VIRGINIA TECH, 2017 (LOST 27-0) / CURRENT STREAK: 16 GAMES
DELAWARE FAILED TO SCORE A POINT VS. FCS TEAM:
BY TOWSON, 2015 (LOST 19-0) / ENDED STREAK OF 214 GAMES ('96)/
CURRENT STREAK: 32 GAMES

DEL. FAILED TO SCORE A POINT IN CONFERENCE:
BY TOWSON, 2015 (LOST 19-0) / ENDED STREAK OF 156 GAMES ('96)/
CURRENT STREAK: 25 GAMES
DELAWARE FAILED TO SCORE A POINT AT HOME:
BY HOLY CROSS, 1983 (LOST 24-0) / CURRENT STREAK: 235 GAMES
DELAWARE FAILED TO SCORE A POINT AT HOME (CONFERENCE):
BY TEMPLE (MIDDLE ATLANTIC CONFERENCE), 1964 (LOST 21-0) / CURRENT STREAK: 150 GAMES (126 IN YC/A10/CAA)
DELAWARE FAILED TO SCORE A TOUCHDOWN:
BY VIRGINIA TECH, 2017 (LOST 27-0) / CURRENT STREAK: 16 GAMES
DELAWARE RECORDED A SHUTOUT:
LAFAYETTE, 2018 (37-0)
DELAWARE RECORDED A SHUTOUT AT HOME:
LAFAYETTE, 2018 (37-0)
DELAWARE RECORDED CONSECUTIVE SHUTOUTS AT HOME: 1999-2000 RHODE ISLAND (35-0), THE CITADEL (38-0), WEST CHESTER (84-0), NORTHEASTERN (42-0)
DELAWARE RECORDED A SHUTOUT ON ROAD:
HOFSTRA, 2008 (17-0) / CURRENT STREAK: 46 GAMES
DELAWARE RECORDED A SHUTOUT IN THE POST-SEASON: 2003
NOTE: COLGATE, 12/19/03 (40-0) IN CHATTANOOGA, TENN. IN NCAA I-AA CHAMPIONSHIP (NEUTRAL)

SAFETIES

DELAWARE RECORDED A SAFETY: VS. RICHMOND, 2018 (RAY JONES TACKLE IN END ZONE ON PUNT RETURN).... VS. LAFAYETTE, 2018 (DL BRANDAN HALL TACKLE FOR LOSS IN END ZONE)
OPPONENT RECORDED A SAFETY: VS. TOWSON, 2018 (BAD SNAP ON PUNT, OUT OF END ZONE)

TWO-POINT CONVERSIONS

DELAWARE 2 PT CONVERSION: VS. NEW HAMPSHIRE, 2015 (QB JOE WALKER RUN)
OPPONENT 2 PT CONVERSION: BY TOWSON, 2017 (QB ELLIS KNUDSON RECEPTION)

RECENT LAST SECOND PLAYS

DELAWARE WON A GAME ON THE LAST PLAY OF REGULATION:
· DELAWARE DEF. WILLIAM & MARY 24-23, OCT. 3, 2015 (FRANK RAGGO 29 FG)
· DELAWARE DEF. ALBANY 33-30, OCT. 12, 2013 (SEAN BANER 42 FG)
· DELAWARE DEF. WEST CHESTER 33- 31, SEPT. 20, 1986 (FRED SINGLETON 3-YARD RUN)

DELAWARE WON A GAME ON A LAST SECOND FIELD GOAL IN REGULATION:

· DELAWARE DEF. WILLIAM & MARY 24-23, OCT. 3, 2015 (29-YARD FG BY FRANK RAGGO, :00 LEFT)
· DELAWARE DEF. ALBANY, 33-30, OCT. 12, 2013 (42-YARD FG BY SEAN BANER, :00 LEFT)
· DELAWARE DEF. JAMES MADISON, 13-10, OCT. 2, 2010 (28-YARD FG BY MIKE PERRY WITH :03 LEFT)
· DELAWARE DEF. UMASS 37-34, OCT. 10, 1987 (28-YARD FG BY DON O'BRIEN WITH :07 LEFT)

DELAWARE WON A GAME IN OVERTIME WITH A FIELD GOAL:

· DELAWARE DEF. MAINE 24- 21, NOV. 1, 2003 (36-YARD FIELD GOAL BY BRAD SHUSHMAN IN OT)

DELAWARE WON A GAME IN OVERTIME WITH A TOUCHDOWN:

· DELAWARE DEF. RICHMOND 42-35, OCT. 21, 2017 (KANE 1-YARD RUN)
· DELAWARE DEF. JAMES MADISON 30-23, SEPT. 27, 2014 (HARRISON 4-YARD PASS FROM HURLEY)



#BLUEHENS

Statistic	National Rank	Conference Rank	Value	National Leader	Value	Conference Leader	Value
3rd Down Conversion Pct (124 ranked)	83	7	0.344	Davidson	0.554	James Madison	0.456
3rd Down Conversion Pct Defense (124 ranked)	64	8	0.378	N.C. A&T	0.254	Stony Brook	0.282
4th Down Conversion Pct (124 ranked)	121	12	0.235	North Dakota St.	0.857	Rhode Island	0.563
4th Down Conversion Pct Defense (124 ranked)	16	1	0.333	Saint Francis (PA)	0.200	Delaware	0.333
Blocked Kicks (77 ranked)	58	5	2	Grambling	12	Maine	6
Blocked Kicks Allowed (123 ranked)	1	1	0	10 teams tied	0	James Madison Delaware	0 0
Blocked Punts (28 ranked)	28	5	1	Holy Cross	6	Maine	4
Blocked Punts Allowed (122 ranked)	1	1	0	50 teams tied	0	5 teams tied	0
Completion Percentage (124 ranked)	115	12	0.495	Samford	0.702	James Madison	0.674
Defensive TDs (33 ranked)	33	6	2	Eastern Wash. Stony Brook	6 6	Stony Brook	6
Fewest Penalties (124 ranked)	31	4	61	Princeton	39	Elon	41
Fewest Penalties Per Game (124 ranked)	25	5	5.08	Elon	3.73	Elon	3.73
Fewest Penalty Yards (124 ranked)	28	4	539	Elon	330	Elon	330
Fewest Penalty Yards Per Game (124 ranked)	18	4	44.92	Elon	30.00	Elon	30.00
First Downs Defense (124 ranked)	65	10	224	Harvard	155	New Hampshire	185
First Downs Offense (124 ranked)	77	7	204	Eastern Wash.	353	Towson	309
Fumbles Lost (121 ranked)	93	10	11	4 teams tied	1	Towson	4
Fumbles Recovered (124 ranked)	52	5	8	Central Ark.	17	Maine Rhode Island	13 13
Kickoff Return Defense (124 ranked)	120	12	25.26	Alabama A&M	13.44	James Madison	14.30
Kickoff Returns (124 ranked)	26	3	22.75	Kennesaw St.	34.09	Richmond	27.21
Net Punting (124 ranked)	11	1	38.50	Mercer	40.58	Delaware	38.50
Passes Had Intercepted (124 ranked)	64	7	11	Cal Poly	0	Elon	4
Passes Intercepted (124 ranked)	18	3	15	North Dakota St. Southeast Mo. St.	23 23	Maine	18
Passing Offense (124 ranked)	79	8	195.1	Samford	392.7	Towson	275.0
Passing Yards Allowed (124 ranked)	60	9	216.7	Campbell	122.5	New Hampshire	181.3
Passing Yards per Completion (124 ranked)	23	2	14.19	The Citadel	18.42	Albany (NY)	14.31
Punt Return Defense (124 ranked)	37	5	6.17	Davidson	0.75	Rhode Island	1.83
Punt Returns (124 ranked)	107	8	4.29	Norfolk St.	21.86	James Madison	21.31
Red Zone Defense (124 ranked)	59	7	0.805	North Dakota St.	0.542	Stony Brook	0.632
Red Zone Offense (124 ranked)	57	4	0.814	Fordham	0.952	Elon	0.914
Rushing Defense (124 ranked)	30	6	134.9	Maine	79.2	Maine	79.2
Rushing Offense (124 ranked)	108	11	105.3	Davidson	428.5	Stony Brook	200.6
Sacks Allowed (124 ranked)	80	6	2.25	Davidson	0.27	Stony Brook	1.33
Scoring Defense (124 ranked)	19	3	21.5	Colgate	9.3	James Madison	14.6
Scoring Offense (124 ranked)	86	7	24.4	Princeton	47.0	Towson	34.5
Tackles for Loss Allowed (124 ranked)	27	2	5.42	Central Conn. St. Davidson	3.27 3.27	Stony Brook	4.92
Team Passing Efficiency (124 ranked)	81	7	119.83	San Diego	170.87	Rhode Island	151.72
Team Passing Efficiency Defense (124 ranked)	38	6	120.65	Colgate	88.77	James Madison	109.90
Team Sacks (124 ranked)	100	11	1.33	Alcorn	4.00	Maine	3.36
Team Tackles for Loss (124 ranked)	108	11	4.8	Alcorn	9.5	Maine	8.4
Time of Possession (124 ranked)	80	8	28:59	Cal Poly	34:48	Towson	32:02
Total Defense (124 ranked)	33	7	351.6	Colgate	237.7	James Madison	289.5
Total Offense (124 ranked)	107	10	300.4	Davidson	547.5	Towson	465.0
Turnover Margin (124 ranked)	53	6	0.08	Southeast Mo. St.	1.85	Elon	0.82
Turnovers Gained (123 ranked)	25	4	23	Southeast Mo. St.	36	Maine	31
Turnovers Lost (124 ranked)	81	7	22	Princeton Indiana St.	6 6	Elon	11
Winning Percentage (119 ranked)	34	3	0.583	Princeton North Dakota St.	1.000 1.000	Maine	0.714



#BLUEHENS

2018 Delaware Football
DELAWARE Combined Team Statistics (as of Nov 25, 2018)
All games

Date	Opponent	Score	Att.
* Aug 30, 2018	RHODE ISLAND	L 19-21	17945
Sep 08, 2018	LAFAYETTE	W 37-0	12781
Sep 15, 2018	CORNELL	W 27-10	14511
Sep 22, 2018	at #1 North Dakota State	L 10-38	18883
* Oct 06, 2018	at Richmond	W 43-28	8217
* Oct 13, 2018	#5 ELON	W 28-16	19209
* Oct 20, 2018	at New Hampshire	W 38-14	11992
* Oct 27, 2018	#10 TOWSON	W 40-36	14593
* Nov 03, 2018	at UALBANY	W 21-16	3182
* Nov 10, 2018	at #12 Stony Brook	L 3-17	6667
* Nov 17, 2018	VILLANOVA	L 21-42	18752
Nov 24, 2018	at #6 James Madison	L 6-20	7297

Record:	Overall	Home	Away	Neutral
All games	7-5	4-2	3-3	0-0
Conference	5-3	2-2	3-1	0-0
Non-Conference	2-2	2-0	0-2	0-0

Team Statistics	DELAWARE	OPP
FIRST DOWNS	204	224
Rushing	86	85
Passing	100	114
Penalty	18	25
RUSHING YARDAGE	1264	1619
Rushing Attempts	421	446
Average Per Rush	3.0	3.6
Average Per Game	105.3	134.9
TDs Rushing	15	16
PASSING YARDAGE	2341	2600
Comp-Att-Int	165-333-11	216-368-15
Average Per Pass	7.0	7.1
Average Per Catch	14.2	12.0
Average Per Game	195.1	216.7
TDs Passing	18	12
TOTAL OFFENSE	3605	4219
Average Per Play	4.8	5.2
Average Per Game	300.4	351.6
KICK RETURNS: #-Yards	40-910	23-581
PUNT RETURNS: #-Yards	17-73	23-142
INT RETURNS: #-Yards	15-235	11-51
FUMBLES-LOST	15-11	13-8
PENALTIES-Yards	61-539	84-784
PUNTS-AVG	58-42.0	59-37.3
TIME OF POSSESSION/Game	28:59	31:01
3RD-DOWN Conversions	54/157	62/164
4TH-DOWN Conversions	4/17	6/18

Rushing	gp	att	gain	loss	net	avg	td	lg	avg/g
Lee	12	124	618	12	606	4.9	2	38	50.5
Kane	12	147	614	19	595	4.0	10	32	49.6
Walker	12	21	126	6	120	5.7	1	38	10.0
Robinson, A.	8	23	78	16	62	2.7	0	10	7.8
Spruill	8	14	44	7	37	2.6	1	7	4.6
Henderson	3	10	58	22	36	3.6	0	18	12.0
Jarmon	8	2	14	0	14	7.0	0	11	1.8
Coleman II	10	2	14	0	14	7.0	0	13	1.4
Haverstrom	1	1	13	0	13	13.0	0	13	13.0
Hanson	2	2	4	0	4	2.0	0	3	2.0
Williams	5	3	7	4	3	1.0	0	4	0.6
Total	12	421	1695	431	1264	3.0	15	38	105.3
Opponents	12	446	1928	309	1619	3.6	16	59	134.9

Passing	gp	effic	comp-att-int	pct	yds	td	lg	avg/g
Kehoe, P.	12	120.60	147-298-9	49.3	2075	17	70	172.9
Henderson	3	140.34	12-20-0	60.0	152	1	43	50.7
Caruso	3	23.67	4-11-2	36.4	31	0	15	10.3
TEAM	9	0.00	0-2-0	0.0	0	0	0	0.0
Walker	12	448.60	2-2-0	100.0	83	0	46	6.9
Total	12	119.83	165-333-11	49.5	2341	18	70	195.1
Opponents	12	120.65	216-368-15	58.7	2600	12	81	216.7

Receiving	gp	no.	yds	avg	td	lg	avg/g
Scarff	12	43	498	11.6	7	28	41.5
Papale	12	36	618	17.2	6	58	51.5
Walker	12	34	670	19.7	4	70	55.8
Jarmon	8	12	123	10.2	0	46	15.4
Coleman II	10	9	149	16.6	0	37	14.9
Tyler	12	9	56	6.2	0	20	4.7
Kane	12	6	89	14.8	0	47	7.4
Lee	12	6	33	5.5	0	15	2.8
De Maille	11	3	24	8.0	1	12	2.2
Robinson, A.	8	3	22	7.3	0	9	2.8
Pitts	5	2	31	15.5	0	19	6.2
McElhenie	9	2	28	14.0	0	19	3.1
Total	12	165	2341	14.2	18	70	195.1
Opponents	12	216	2600	12.0	12	81	216.7

Field Goals	fg	pct.	01-19	20-29	30-39	40-49	50-99	lg	blk
Raggo	12-17	70.6	0-0	3-3	6-8	2-4	1-2	50	0
Roth	1-1	100.0	0-0	0-0	0-0	1-1	0-0	48	0

Scoring	td	fg	PAT			dxp	saf	pts
			kick	rush	rcv	pass		
Raggo	-	12-17	30-32	-	-	-	-	66
Kane	10	-	-	-	-	-	-	60
Scarff	7	-	-	-	1	-	-	44
Papale	6	-	-	-	-	-	-	36
Walker	5	-	-	-	-	0-1	-	30
Lee	2	-	-	-	-	-	-	12
Reeder, C.	1	-	-	-	-	-	-	6
De Maille	1	-	-	-	-	-	-	6
Brown, M.	1	-	-	-	-	-	-	6
Spruill	1	-	-	-	-	-	-	6
Adderley	1	-	-	-	-	-	-	6
Kehoe, P.	1	-	-	-	-	1-3	-	6
Jones, R.	-	-	-	-	-	-	2	4
Roth	-	1-1	-	-	-	-	-	3
TEAM	-	-	-	-	-	-	1	2
Total	36	13-18	30-32	-	1	1-4	3	293
Opponents	31	13-18	25-26	0-1	2	2-4	2	258

Score by Quarters	1st	2nd	3rd	4th	OT	Total
DELAWARE	47	72	82	81	0	282

Interceptions	no.	yds	avg	td	lg
Adderley	4	1	0.2	0	1
Hill	2	26	13.0	0	26
Bell	2	88	44.0	0	72
Jones, R.	2	53	26.5	0	37
Kitchen	1	6	6.0	0	6
Buchanan	1	0	0.0	0	0
Reeder, C.	1	61	61.0	0	61
Whitehead	1	0	0.0	0	0
Reeder, T.	1	0	0.0	0	0

Punting	no.	yds	avg	lg	tb	fc	i20	50+	blk
Pritchard	58	2435	42.0	60	3	18	16	10	0

Punt Returns	no.	yds	avg	td	lg
Papale	14	44	3.1	0	12
Reeder, T.	1	21	21.0	0	0
Coleman II	1	1	1.0	0	1
Adderley	1	7	7.0	0	7
Total	17	73	4.3	0	12
Opponents	23	142	6.2	0	49

Kick Returns	no.	yds	avg	td	lg
Lee	24	545	22.7	0	47
Adderley	5	149	29.8	1	92
Walker	4	84	21.0	0	24
Papale	4	85	21.2	0	26
De Maille	2	25	12.5	0	15
Jefferson	1	22	22.0	0	22
Total	40	910	22.8	1	92
Opponents	23	581	25.3	0	63

All Purpose	g	rush	rcv	pr	kr	ir	total	avg/g
Lee	12	606	33	0	545	0	1184	98.7
Walker	12	120	670	0	84	0	874	72.8
Papale	12	0	618	44	85	0	747	62.2
Kane	12	595	89	0	0	0	684	57.0
Scarff	12	0	498	0	0	0	498	41.5
Total	12	1264	2341	73	910	235	4823	401.9
Opponents	12	1619	2600	142	581	51	4993	416.1

Total Offense	g	plays	rush	pass	total	avg/g
Kehoe, P.	12	351	-87	2075	1988	165.7
Lee	12	124	606	0	606	50.5
Kane	12	147	595	0	595	49.6
Walker	12	22	120	82	202	16.8



#BLUEHENS

2018 Delaware Football
DELAWARE Overall Team Statistics (as of Nov 25, 2018)
All games

Team Statistics	DELAWARE	OPP
SCORING	293	258
Points Per Game	24.4	21.5
Points Off Turnovers	64	75
FIRST DOWNS	204	224
Rushing	86	85
Passing	100	114
Penalty	18	25
RUSHING YARDAGE	1264	1619
Yards gained rushing	1695	1928
Yards lost rushing	431	309
Rushing Attempts	421	446
Average Per Rush	3.0	3.6
Average Per Game	105.3	134.9
TDs Rushing	15	16
PASSING YARDAGE	2341	2600
Comp-Att-Int	165-333-11	216-368-15
Average Per Pass	7.0	7.1
Average Per Catch	14.2	12.0
Average Per Game	195.1	216.7
TDs Passing	18	12
TOTAL OFFENSE	3605	4219
Total Plays	754	814
Average Per Play	4.8	5.2
Average Per Game	300.4	351.6
KICK RETURNS: #-Yards	40-910	23-581
PUNT RETURNS: #-Yards	17-73	23-142
INT RETURNS: #-Yards	15-235	11-51
KICK RETURN AVERAGE	22.8	25.3
PUNT RETURN AVERAGE	4.3	6.2
INT RETURN AVERAGE	15.7	4.6
FUMBLES-LOST	15-11	13-8
PENALTIES-Yards	61-539	84-784
Average Per Game	44.9	65.3
PUNTS-Yards	58-2435	59-2202
Average Per Punt	42.0	37.3
Net punt average	38.5	35.7
KICKOFFS-Yards	63-3916	56-3081
Average Per Kick	62.2	55.0
Net kick average	38.3	36.1
TIME OF POSSESSION/Game	28:59	31:01
3RD-DOWN Conversions	54/157	62/164
3rd-Down Pct	34%	38%
4TH-DOWN Conversions	4/17	6/18
4th-Down Pct	24%	33%
SACKS BY-Yards	16-130	28-187
MISC YARDS	0	0
TOUCHDOWNS SCORED	36	31
FIELD GOALS-ATTEMPTS	13-18	13-18
ON-SIDE KICKS	0-0	0-0
RED-ZONE SCORES	(35-43) 81%	(33-41) 80%
RED-ZONE TOUCHDOWNS	(26-43) 60%	(22-41) 54%
PAT-ATTEMPTS	(30-32) 94%	(25-26) 96%
ATTENDANCE	97791	56238
Games/Avg Per Game	6/16298	6/9373
Neutral Site Games		0/0

Score by Quarters	1st	2nd	3rd	4th	OT	Total
DELAWARE	57	73	82	81	0	293
Opponents	67	62	68	61	0	258



#BLUEHENS

2018 Delaware Football
DELAWARE Overall Individual Statistics (as of Nov 25, 2018)
All games

Rushing	gp	att	gain	loss	net	avg	td	lg	avg/g
Lee	12	124	618	12	606	4.9	2	38	50.5
Kane	12	147	614	19	595	4.0	10	32	49.6
Walker	12	21	126	6	120	5.7	1	38	10.0
Robinson, A.	8	23	78	16	62	2.7	0	10	7.8
Spruill	8	14	44	7	37	2.6	1	7	4.6
Henderson	3	10	58	22	36	3.6	0	18	12.0
Jarmon	8	2	14	0	14	7.0	0	11	1.8
Coleman II	10	2	14	0	14	7.0	0	13	1.4
Haverstrom	1	1	13	0	13	13.0	0	13	13.0
Hanson	2	2	4	0	4	2.0	0	3	2.0
Williams	5	3	7	4	3	1.0	0	4	0.6
Pritchard	12	1	0	2	-2	-2.0	0	0	-0.2
Caruso	3	3	1	5	-4	-1.3	0	1	-1.3
Kehoe, P.	12	53	104	191	-87	-1.6	1	12	-7.2
TEAM	9	15	0	147	-147	-9.8	0	0	-16.3
Total	12	421	1695	431	1264	3.0	15	38	105.3
Opponents	12	446	1928	309	1619	3.6	16	59	134.9

Passing	gp	effic	comp-att-int	pct	yds	td	lg	avg/g
Kehoe, P.	12	120.60	147-298-9	49.3	2075	17	70	172.9
Henderson	3	140.34	12-20-0	60.0	152	1	43	50.7
Caruso	3	23.67	4-11-2	36.4	31	0	15	10.3
TEAM	9	0.00	0-2-0	0.0	0	0	0	0.0
Walker	12	448.60	2-2-0	100.0	83	0	46	6.9
Total	12	119.83	165-333-11	49.5	2341	18	70	195.1
Opponents	12	120.65	216-368-15	58.7	2600	12	81	216.7

Receiving	gp	no.	yds	avg	td	lg	avg/g
Scarff	12	43	498	11.6	7	28	41.5
Papale	12	36	618	17.2	6	58	51.5
Walker	12	34	670	19.7	4	70	55.8
Jarmon	8	12	123	10.2	0	46	15.4
Coleman II	10	9	149	16.6	0	37	14.9
Tyler	12	9	56	6.2	0	20	4.7
Kane	12	6	89	14.8	0	47	7.4
Lee	12	6	33	5.5	0	15	2.8
De Maille	11	3	24	8.0	1	12	2.2
Robinson, A.	8	3	22	7.3	0	9	2.8
Pitts	5	2	31	15.5	0	19	6.2
McElhenie	9	2	28	14.0	0	19	3.1
Total	12	165	2341	14.2	18	70	195.1
Opponents	12	216	2600	12.0	12	81	216.7

Punt Returns	no.	yds	avg	td	lg
Papale	14	44	3.1	0	12
Coleman II	1	1	1.0	0	1
Reeder, T.	1	21	21.0	0	0
Adderley	1	7	7.0	0	7
Total	17	73	4.3	0	12
Opponents	23	142	6.2	0	49

Interceptions	no.	yds	avg	td	lg
Adderley	4	1	0.2	0	1
Hill	2	26	13.0	0	26
Jones, R.	2	53	26.5	0	37
Bell	2	88	44.0	0	72
Whitehead	1	0	0.0	0	0
Kitchen	1	6	6.0	0	6
Reeder, C.	1	61	61.0	0	61
Reeder, T.	1	0	0.0	0	0
Buchanan	1	0	0.0	0	0
Total	15	235	15.7	0	72
Opponents	11	51	4.6	1	36

Kick Returns	no.	yds	avg	td	lg
Lee	24	545	22.7	0	47
Adderley	5	149	29.8	1	92
Walker	4	84	21.0	0	24
Papale	4	85	21.2	0	26
De Maille	2	25	12.5	0	15
Jefferson	1	22	22.0	0	22
Total	40	910	22.8	1	92
Opponents	23	581	25.3	0	63

Fumble Returns	no.	yds	avg	td	lg
Bell	1	9	9.0	0	9
Ware	1	0	0.0	0	0
Brown, M.	1	92	92.0	1	92
Reeder, C.	1	34	34.0	1	34
Total	4	135	33.8	2	92
Opponents	3	79	26.3	2	55



#BLUEHENS

2018 Delaware Football DELAWARE Overall Individual Statistics (as of Nov 25, 2018) All games

Scoring	td	fg	PAT				dxd	saf	pts
			kick	rush	rcv	pass			
Raggo	-	12-17	30-32	-	-	-	-	-	66
Kane	10	-	-	-	-	-	-	-	60
Scarff	7	-	-	-	1	-	-	-	44
Papale	6	-	-	-	-	-	-	-	36
Walker	5	-	-	-	-	0-1	-	-	30
Lee	2	-	-	-	-	-	-	-	12
Adderley	1	-	-	-	-	-	-	-	6
Reeder, C.	1	-	-	-	-	-	-	-	6
De Maille	1	-	-	-	-	-	-	-	6
Brown, M.	1	-	-	-	-	-	-	-	6
Kehoe, P.	1	-	-	-	-	1-3	-	-	6
Spruill	1	-	-	-	-	-	-	-	6
Jones, R.	-	-	-	-	-	-	-	2	4
Roth	-	1-1	-	-	-	-	-	-	3
TEAM	-	-	-	-	-	-	-	1	2
Total	36	13-18	30-32	-	1	1-4	-	3	293
Opponents	31	13-18	25-26	0-1	2	2-4	-	2	258

Total Offense	g	plays	rush	pass	total	avg/g
Kehoe, P.	12	351	-87	2075	1988	165.7
Lee	12	124	606	0	606	50.5
Kane	12	147	595	0	595	49.6
Walker	12	23	120	83	203	16.9
Henderson	3	30	36	152	188	62.7
Robinson, A.	8	23	62	0	62	7.8
Spruill	8	14	37	0	37	4.6
Caruso	3	14	-4	31	27	9.0
Coleman II	10	2	14	0	14	1.4
Jarmon	8	2	14	0	14	1.8
Haverstrom	1	1	13	0	13	13.0
Hanson	2	2	4	0	4	2.0
Williams	5	3	3	0	3	0.6
Pritchard	12	1	-2	0	-2	-0.2
TEAM	9	17	-147	0	-147	-16.3
Total	12	754	1264	2341	3605	300.4
Opponents	12	814	1619	2600	4219	351.6

Field Goals	fg	pct.	01-19	20-29	30-39	40-49	50-99	lg	blk
Raggo	12-17	70.6	0-0	3-3	6-8	2-4	1-2	50	0
Roth	1-1	100.0	0-0	0-0	0-0	1-1	0-0	48	0

Punting	no.	yds	avg	lg	tb	fc	i20	50+	blk
Pritchard	58	2435	42.0	60	3	18	16	10	0
Total	58	2435	42.0	60	3	18	16	10	0
Opponents	59	2202	37.3	56	1	25	19	2	1

FG Sequence	DELAWARE	Opponents
Rhode Island	52,(26),(48)	-
LAFAYETTE	44	-
Cornell	45,(40),(33)	(28)
North Dakota State	(33)	(34),40
Richmond	(30),(35)	(23)
Elon	-	(25),(25),(38)
New Hampshire	(23)	33
Towson	-	(27),(21),(50),(29)
UALBANY	(50),(33)	(21)
Stony Brook	35,34,(28)	(26),44
Villanova	-	34
James Madison	(48),(37)	(23),43

Kickoffs	no.	yds	avg	tb	ob	retn	net	ydln
Roth	62	3865	62.3	37	0			
Raggo	1	51	51.0	0	0			
Total	63	3916	62.2	37	0	25.3	38.3	26
Opponents	56	3081	55.0	6	6	22.8	36.1	28

Numbers in (parentheses) indicate field goal was made.



#BLUEHENS

2018 Delaware Football DELAWARE Overall Defensive Statistics (as of Nov 25, 2018) All games

#	Defensive Leaders	gp	Tackles				Sacks no-yds	Pass defense			Fumbles		blkd	
			ua	a	tot	tfl/yds		int-yds	brup	qbh	rcv-yds	ff	kick	saf
9	Reeder, T.	12	63	68	131	13.5-51	3-19	1-0	.	1	1-0	2	1	.
5	Bell	12	23	66	89	1.0-2	.	2-88	.	.	2-9	.	.	.
23	Adderley	12	48	39	87	1.5-12	.	4-1	7	.	1-0	1	.	.
7A	Jones, R.	12	44	32	76	9.5-28	.	2-53	4	2	.	1	.	2
1	Brown, M.	12	27	37	64	2.5-3	.	.	3	.	1-92	.	.	.
66	Ashworth	12	17	39	56	3.5-30	3-29	.	1
4	Reeder, C.	11	20	31	51	4.0-28	1-13	1-61	2	.	2-34	1	1	.
99	Kitchen	12	17	30	47	3.5-17	1-12	1-6	.	4
3	Hinton	12	25	13	38	1.0-2	.	.	5
8	Adewusi	12	31	7	38	1.0-5	.	.	7	.	.	1	.	.
95	Burton	12	12	15	27	5.0-15	3-12	.	.	1	.	1	.	.
54	Hall	12	6	16	22	4.0-22	2-14
16	Hill	11	11	5	16	0.5-0	.	2-26	3
45	Ware	9	6	9	15	2.0-13	1-11	.	.	1	1-0	.	.	.
39	Whitehead	11	8	6	14	3.0-6	1-2	1-0
51	Nickles	11	5	6	11	1.0-9	2-9	.	.	1
3D	Buchanan	11	2	6	8	.	.	1-0
59	Dinicola	10	3	4	7	1.0-9	1-9	.	1	.	.	1	.	.
73	Covatto	3	2	4	6
1C	Carter	10	4	2	6
42	Pawlowski	11	3	2	5
98	Mauro	8	1	3	4	0.5-1
58	Nixon	4	1	2	3
91	Hemmingway, A.	5	.	3	3
78	Pepe	12	2	.	2
7	Kane	12	1	1	2
6	Jarmon	8	1	1	2
37	Dennis, Brian	2	2	.	2
TM	TEAM	9	1	1	2	1
2B	Henley	4	2	.	2
65	Beh	12	1	.	1
55	Korinek	12	.	1	1
22	Mahmud	7	1	.	1
90	Austin Gray	1	1	.	1
92	Walsh, T.	1	.	1	1
26	Skogmo	3	.	1	1
30	Hanson	2	.	1	1
28	Jefferson	12	1	.	1
90	Gray, A.	4	1	.	1
1A	Pitts	5	.	1	1
20	Spruill	8	.	1	1
21	Tyler	12	1	.	1
29	Plack	2	.	1	1
85	Scarff	12	1	.	1
3A	Walker	12	1	.	1
33	Lee	12	.	1	1
Total		12	396	456	852	58-253	16-130	15-235	33	10	8-135	8	2	3
Opponents		12	375	382	757	65-273	28-187	11-51	53	16	11-79	11	.	2



#BLUEHENS

2018 Delaware Football
DELAWARE Team Game-by-Game (as of Nov 25, 2018)
All games

TEAM STATISTICS

Date	Opponent	Rushing				Receiving				Passing				Kick Returns				Punt Returns				tot off
		no.	yds	td	lg	no.	yds	td	lg	cmp-att-int	yds	td	lg	no.	yds	td	lg	no.	yds	td	lg	
Aug 30	RHODE ISLAND	39	145	0	27	12	202	2	47	12-22-0	202	2	47	4	94	0	27	1	-1	0	0	347
Sep 08	LAFAYETTE	48	135	2	35	18	279	3	26	18-29-0	279	3	26	0	0	0	0	2	22	0	12	414
Sep 15	CORNELL	35	137	2	13	14	254	1	42	14-29-0	254	1	42	2	36	0	20	3	10	0	6	391
Sep 22	at North Dakota State	26	57	0	14	11	95	0	29	11-29-3	95	0	29	6	138	0	30	1	8	0	8	152
Oct 06	at Richmond	37	90	2	13	13	331	2	70	13-24-1	331	2	70	3	65	0	26	1	0	0	0	421
Oct 13	ELON	40	188	1	32	17	181	3	37	17-32-1	181	3	37	5	106	0	24	3	1	0	1	369
Oct 20	at New Hampshire	40	83	2	18	7	94	2	22	7-10-0	94	2	22	3	137	1	92	2	24	0	3	177
Oct 27	TOWSON	31	35	2	9	18	305	4	49	18-32-1	305	4	49	7	153	0	47	1	2	0	2	340
Nov 03	at UALBANY	32	94	2	16	16	174	0	42	16-35-0	174	0	42	3	53	0	24	1	1	0	1	268
Nov 10	at Stony Brook	35	94	0	14	9	103	0	23	9-27-1	103	0	23	1	43	0	43	1	7	0	7	197
Nov 17	VILLANOVA	33	137	2	38	17	207	1	43	17-32-2	207	1	43	5	76	0	25	1	-1	0	0	344
Nov 24	at James Madison	25	69	0	38	13	116	0	26	13-32-2	116	0	26	1	9	0	9	0	0	0	0	185
DELAWARE		421	1264	15	38	165	2341	18	70	165-333-11	2341	18	70	40	910	1	92	17	73	0	12	3605
		446	1619	16	59	216	2600	12	81	216-368-15	2600	12	81	23	581	0	63	23	142	0	49	4219

Games: 12 • Avg/rush: 3.0 • Avg/catch: 14.2 • Pass effic: 119.83 • KR avg: 22.8 • PR avg: 4.3 • All purpose avg/game: 401.9 • Total offense avg/gm: 300.4

		Tackles				Sacks	Fumble		Pass Defense			blkd	PAT Attempts			off		
Date	Opponent	ua	a	total	tfl-yds	no-yds	ff	fr-yds	int-yds	qbh	brup	kick	kick	rush	rcv	saf	t/o	pts
Aug 30	RHODE ISLAND	28	40	68	4.0-12	2-6	1	0-0	1-61	0	0	0	1-1	0	0	0	0	19
Sep 08	LAFAYETTE	17	22	39	3.0-15	1-12	1	2-0	2-0	4	2	0	5-5	0	0	1	14	37
Sep 15	CORNELL	33	40	73	5.0-41	3-37	0	0-0	0-0	2	2	0	3-3	0	0	0	0	27
Sep 22	at North Dakota State	40	36	76	4.0-11	0-0	1	1-92	0-0	1	3	0	1-1	0	0	0	7	10
Oct 06	at Richmond	40	26	66	3.0-10	0-0	1	1-34	5-58	0	4	0	5-5	0	0	1	24	43
Oct 13	ELON	33	40	73	7.0-24	2-16	1	0-0	0-0	0	4	0	4-4	0	0	0	0	28
Oct 20	at New Hampshire	40	24	64	8.0-47	4-36	2	1-0	3-6	1	1	1	5-5	0	0	0	10	38
Oct 27	TOWSON	43	28	71	5.0-11	0-0	0	0-0	1-37	0	5	0	2-4	0	1	0	6	40
Nov 03	at UALBANY	20	46	66	3.0-10	1-6	0	1-0	2-72	2	5	0	1-1	0	0	1	3	21
Nov 10	at Stony Brook	30	64	94	4.0-26	0-0	0	1-0	1-1	0	2	0	0-0	0	0	0	0	3
Nov 17	VILLANOVA	32	40	72	3.0-13	0-0	0	0-0	0-0	0	2	1	3-3	0	0	0	0	21
Nov 24	at James Madison	40	50	90	9.0-33	3-17	1	1-9	0-0	0	3	0	0-0	0	0	0	0	6
DELAWARE		396	456	852	58.0-253	18-130	8	8-135	15-235	10	33	2	30-32	0	1	3	64	293
		375	382	757	65.0-273	34-161	11	11-79	11-51	16	53	0	25-26	0	2	2	75	258

		Punting										Field Goals			Kickoffs				
Date	Opponent	no.	yds	avg	long	blkd	tb	fc	50+	i20	md-att	long	blkd	no.	yds	avg	tb	ob	
Aug 30	RHODE ISLAND	3	150	50.0	56	0	0	0	1	2	2-3	48	0	5	319	63.8	4	0	
Sep 08	LAFAYETTE	4	143	35.8	43	0	0	0	0	1	0-1	0	0	6	366	61.0	3	0	
Sep 15	CORNELL	4	182	45.5	53	0	0	2	2	1	2-3	40	0	6	387	64.5	3	0	
Sep 22	at North Dakota State	6	240	40.0	53	0	0	2	1	0	1-1	33	0	3	195	65.0	3	0	
Oct 06	at Richmond	6	265	44.2	60	0	1	3	2	3	2-2	35	0	8	517	64.6	7	0	
Oct 13	ELON	7	297	42.4	49	0	2	1	0	4	0-0	0	0	5	322	64.4	3	0	
Oct 20	at New Hampshire	7	324	46.3	53	0	0	3	2	2	1-1	23	0	7	425	60.7	5	0	
Oct 27	TOWSON	1	35	35.0	35	0	0	1	0	1	0-0	0	0	8	484	60.5	2	0	
Nov 03	at UALBANY	5	191	38.2	57	0	0	1	1	0	2-2	50	0	5	293	58.6	3	0	
Nov 10	at Stony Brook	4	173	43.2	46	0	0	2	0	1	1-3	28	0	2	126	63.0	1	0	
Nov 17	VILLANOVA	5	196	39.2	51	0	0	1	1	1	0-0	0	0	4	246	61.5	2	0	
Nov 24	at James Madison	6	239	39.8	45	0	0	2	0	0	2-2	48	0	4	236	59.0	1	0	
DELAWARE		58	2435	42.0	60	0	3	18	10	16	13-18	50	0	63	3916	62.2	37	0	
		59	2202	37.3	56	1	1	25	2	19	13-18	50	1	56	3081	55.0	6	6	



#BLUEHENS

2018 Delaware Football DELAWARE Opponent Game-by-Game (as of Nov 25, 2018) All games

OPPONENT STATISTICS

		Rushing				Receiving				Passing				Kick Returns				Punt Returns				tot
Date	Opponent	no.	yds	td	lg	no.	yds	td	lg	cmp-att-int	yds	td	lg	no.	yds	td	lg	no.	yds	td	lg	off
Aug 30	RHODE ISLAND	36	160	1	21	13	170	1	57	13-22-1	170	1	57	1	35	0	35	3	2	0	3	330
Sep 08	LAFAYETTE	11	-18	0	6	19	136	0	24	19-38-2	136	0	24	3	75	0	43	2	0	0	0	118
Sep 15	CORNELL	35	91	0	25	19	141	1	29	19-33-0	141	1	29	2	39	0	24	1	5	0	5	232
Sep 22	at North Dakota State	41	240	2	59	19	287	2	39	19-28-0	287	2	39	0	0	0	0	2	52	0	49	527
Oct 06	at Richmond	32	119	1	25	27	489	3	80	27-37-5	489	3	80	1	49	0	49	2	-5	0	0	608
Oct 13	ELON	39	113	1	15	14	176	0	52	14-31-0	176	0	52	2	48	0	30	1	-1	0	0	289
Oct 20	at New Hampshire	39	55	1	25	18	135	0	23	18-31-3	135	0	23	1	18	0	18	4	28	0	18	190
Oct 27	TOWSON	40	226	1	17	21	225	2	31	21-43-1	225	2	31	6	154	0	63	0	0	0	0	451
Nov 03	at UALBANY	30	128	2	21	15	171	0	38	15-28-2	171	0	38	1	27	0	27	2	5	0	2	299
Nov 10	at Stony Brook	53	222	1	33	16	178	1	27	16-23-1	178	1	27	1	27	0	27	1	-1	0	0	400
Nov 17	VILLANOVA	44	190	5	17	12	269	1	81	12-23-0	269	1	81	2	44	0	30	2	12	0	8	459
Nov 24	at James Madison	46	93	1	13	23	223	1	20	23-31-0	223	1	20	3	65	0	29	3	45	0	37	316
Opponents		446	1619	16	59	216	2600	12	81	216-368-15	2600	12	81	23	581	0	63	23	142	0	49	4219
		421	1264	15	38	165	2341	18	70	165-333-11	2341	18	70	40	910	1	92	17	73	0	12	3605

Games: 12 • Avg/rush: 3.6 • Avg/catch: 12.0 • Pass effic: 120.65 • KR avg: 25.3 • PR avg: 6.2 • All purpose avg/game: 416.1 • Total offense avg/gm: 351.6

		Tackles				Sacks	Fumble		Pass Defense			blkd	PAT Attempts			off		
Date	Opponent	ua	a	total	tfl-yds	no-yds	ff	fr-yds	int-yds	qbh	brup	kick	kick	rush	rcv	saf	t/o	pts
Aug 30	RHODE ISLAND	30	38	68	4.0-22	1-0	2	3-2	0-0	0	1	0	3-3	0	0	0	14	21
Sep 08	LAFAYETTE	38	44	82	11.0-28	2-11	1	1-22	0-0	1	3	0	0-0	0	0	0	0	0
Sep 15	CORNELL	30	34	64	3.0-22	2-19	0	0-0	0-0	0	4	0	1-1	0	0	0	0	10
Sep 22	at North Dakota State	32	18	50	6.0-29	3-22	1	1-0	3-45	4	4	0	5-5	0	0	0	21	38
Oct 06	at Richmond	28	38	66	4.0-18	1-7	0	0-0	1--5	4	5	0	1-2	0	0	0	6	28
Oct 13	ELON	33	44	77	3.0-11	1-7	2	2-0	1-0	0	6	0	1-1	0	0	0	3	16
Oct 20	at New Hampshire	40	14	54	7.0-31	3-18	1	1-55	0-0	0	2	0	2-2	0	0	0	7	14
Oct 27	TOWSON	31	26	57	0.0-0	0-0	1	1-0	1-0	0	4	0	2-2	0	1	1	3	36
Nov 03	at UALBANY	30	32	62	2.0-4	1-3	0	0-0	0-0	5	5	0	1-1	0	0	0	0	16
Nov 10	at Stony Brook	22	44	66	7.0-27	4-18	0	0-0	1-1	0	7	0	2-2	0	0	0	7	17
Nov 17	VILLANOVA	35	26	61	8.0-41	5-23	2	2-0	2-10	0	5	0	6-6	0	0	0	14	42
Nov 24	at James Madison	26	24	50	10.0-40	5-33	1	0-0	2-0	2	7	0	1-1	0	1	1	0	20
Opponents		375	382	757	65.0-273	34-161	11	11-79	11-51	16	53	0	25-26	0	2	2	75	258
		396	456	852	58.0-253	18-130	8	8-135	15-235	10	33	2	30-32	0	1	3	64	293

		Punting										Field Goals			Kickoffs				
Date	Opponent	no.	yds	avg	long	blkd	tb	fc	50+	i20	md-att	long	blkd	no.	yds	avg	tb	ob	
Aug 30	RHODE ISLAND	8	232	29.0	35	0	0	4	0	1	0-0	0	0	4	237	59.2	0	0	
Sep 08	LAFAYETTE	6	247	41.2	49	0	0	1	0	2	0-0	0	0	2	128	64.0	1	1	
Sep 15	CORNELL	6	274	45.7	56	0	0	1	1	2	1-1	28	0	3	194	64.7	1	0	
Sep 22	at North Dakota State	3	126	42.0	51	0	1	1	1	1	1-2	34	0	7	439	62.7	1	0	
Oct 06	at Richmond	2	68	34.0	36	0	0	1	0	0	1-1	23	0	7	316	45.1	0	2	
Oct 13	ELON	9	344	38.2	46	0	0	6	0	4	3-3	38	0	5	256	51.2	0	0	
Oct 20	at New Hampshire	5	168	33.6	49	1	0	2	0	1	0-1	0	0	3	156	52.0	0	0	
Oct 27	TOWSON	3	110	36.7	39	0	0	1	0	1	4-4	50	0	7	358	51.1	0	0	
Nov 03	at UALBANY	5	186	37.2	42	0	0	1	0	1	1-1	21	0	4	213	53.2	0	1	
Nov 10	at Stony Brook	2	90	45.0	46	0	0	0	0	1	1-2	26	0	3	166	55.3	0	2	
Nov 17	VILLANOVA	4	130	32.5	36	0	0	3	0	1	0-1	0	1	7	423	60.4	2	0	
Nov 24	at James Madison	6	227	37.8	47	0	0	4	0	4	1-2	23	0	4	195	48.8	1	0	
Opponents		59	2202	37.3	56	1	1	25	2	19	13-18	50	1	56	3081	55.0	6	6	
		58	2435	42.0	60	0	3	18	10	16	13-18	50	0	63	3916	62.2	37	0	



CAREER HIGHS

CHICHI AMACHI

RECEPTIONS: 1 VS. STONY BROOK, ALBANY, 2016
YARDS: 11 VS. STONY BROOK, 2016
LONG RECEPTION: 11 VS. STONY BROOK, 2016
ALL-PURPOSE YARDS: 11 VS. STONY BROOK, 2016

CALEB ASHWORTH

TACKLES: 5 VS. RHODE ISLAND, 2018
SACKS: 1.0 VS. CORNELL, 2018
TFL: 1.0 VS. CORNELL, 2018

FRANK BURTON

TACKLES: 3 (2X LAST TIME VS. CORNELL, 2018)
SACKS: 2 VS. RHODE ISLAND, 2018
TFL: 2 VS. RHODE ISLAND, 2018

GENE COLEMAN

RECEPTIONS: 2 (2X) LAST TIME VS. UNH, 2018
YARDS: 41 VS. ELON, 2018
LONG RECEPTION: 37 VS. ELON, 2018
TOUCHDOWNS: N/A
CARRIES: 1 VS. UNH, 2018
YARDS: 1 VS. UNH, 2018
LONG RUN: 1 VS. UNH, 2018

DOMINICK COVATTO

TACKLES: 2 VS. RICHMOND, 2018.... 2 VS. CORNELL, 2018

BRYCE DE MAILLE

RECEPTIONS: 1 VS. LAFAYETTE, 2018
YARDS: 7 VS. LAFAYETTE, 2018
TOUCHDOWN: 1 VS. LAFAYETTE, 2018
LONG RECEPTION: 7 VS. LAFAYETTE, 2018

NIJUEL HILL

TACKLES: 4 VS. STONY BROOK, WILLIAM & MARY, MAINE, 2017
TFL: 1 VS. JAMES MADISON, 2017
INTERCEPTIONS: 1 (3X) LAST TIME VS. UNH, 2018
LONG RETURN: 5 VS. DELAWARE STATE, 2017
PASS BREAKUPS: 2 VS. JAMES MADISON, RICHMOND, MAINE, 2017

M.J. KEHOE

RECEPTIONS: 1 VS. DELAWARE STATE, 2017
YARDS: 6 VS. DELAWARE STATE, 2017
LONG RECEPTION: 6 VS. DELAWARE STATE, 2017

PAT KEHOE

COMPLETIONS: 18 (2X) LAST TIME VS. TOWSON, 2018
ATTEMPTS: 32 VS. TOWSON, 2018
YARDS: 305 VS. TOWSON, 2018
TOUCHDOWNS: 4 VS. TOWSON, 2018
INTERCEPTIONS: N/A
LONG PASS: 70 VS. RICHMOND, 2018
RUSHING YARDS: 23 VS. CORNELL, 2018
LONG RUN: 12 VS. RHODE ISLAND
RUSHING TDS: 1 VS. CORNELL, 2018

CAM KITCHEN

TACKLES: 7 VS. WAKE FOREST, 2016
SACKS: 1 (4X LAST TIME VS. LAFAYETTE, 2018)
TFL: 2 VS. DELAWARE STATE, 2017
INTERCEPTION: 1 VS. UNH, 2018

DEJOUN LEE

CARRIES: 11 VS. LAFAYETTE, 2018
RUSHING YARDS: 94 VS. LAFAYETTE, 2018
TOUCHDOWNS: N/A
LONG RUN: 35 VS. LAFAYETTE, 2018

SAL MAURO

TACKLES: 3 VS. VIRGINIA TECH, 2017
SACKS: .5 VS. CORNELL, 2017
TFL: .5 VS. CORNELL, 2017

ANDREW PAWLOWSKI

TACKLES: 1 VS. TOWSON, ALBANY, 2017

THYRICK PITTS

RECEPTIONS: 2 VS. LAFAYETTE, 2018
YARDS: 31 VS. LAFAYETTE, 2018
LONG RECEPTION: 19 VS. LAFAYETTE, 2018

TIM POINDEXTER

TACKLES: 3 VS. CORNELL, 2017
INTERCEPTIONS: 1 VS. MAINE, 2017
LONG RETURN: 0 VS. MAINE, 2017

NICK PRITCHARD

PUNTS: 10 VS. VIRGINIA TECH, WILLIAM & MARY, 2017
YARDS: 404 VS. WILLIAM & MARY
AVERAGE: 47.6 VS. RICHMOND, 2017 (5 PUNTS)
LONG PUNT: 60 VS. STONY BROOK
INSIDE 20: 5 VS. WILLIAM & MARY

COLBY REEDER

TACKLES: 8 VS. STONY BROOK, 2017
TFL: 2.5 VS. JAMES MADISON, 2017
SACKS: 1 VS. MAINE, 2017
INTERCEPTIONS: 1 VS. CORNELL, WILLIAM & MARY, 2017
LONG RETURN: 20 YARDS VS. CORNELL, 2017
FORCED FUMBLE: 1 VS. RICHMOND, 2018
DEFENSIVE TD: 1 VS. RICHMOND, 2018

JAKE ROTH:

KICKOFFS: 9 VS. DELAWARE STATE, 2016
TOUCHBACKS: 7 VS. RICHMOND, 2018
FIELD GOAL ATTEMPTS: 2 VS. DELAWARE STATE
LONGEST FIELD GOAL ATTEMPT: 49 VS. 3 TEAMS


KHORY SPRUILL

CARRIES: 20 VS. ALBANY, 2017
YARDS: 86 VS. ALBANY, 2017
TOUCHDOWNS: 2 VS. ALBANY, 2017
LONG RUN: 23 VS. ALBANY, 2017
RECEPTIONS: 4 VS. VILLANOVA, 2017
YARDS: 26 VS. CORNELL, 2017
LONG RECEPTION: 26 VS. CORNELL, 2017
ALL-PURPOSE YARDS: 86 VS. ALBANY, 2017

OWEN TYLER

RECEPTIONS: 2 VS. STONY BROOK, VILLANOVA, 2016;
LAFAYETTE, 2015
YARDS: 20 VS. LAFAYETTE, 2018
TOUCHDOWNS: 1 VS. VILLANOVA, 2016
LONG RECEPTION: 20 VS. LAFAYETTE, 2018

OFFENSE



1 THYRICK PITTS

R-SO • 6-3 • 200 • WR • MANASSAS, VA. • FOREST PARK

YEAR	Rec.-Yds.	Avg.	TD	LG	Att.-Yds.	Avg.	TD	LG
2017	0-0	0	0	0	0-0	0	0	0
2018	2-31	15.5	0	19	0-0	0	0	0
CAREER	2-31	15.5	0	19	0-0	0	0	0

NOTES

- Played in all 11 games his freshman season
- Tallied both of his 2018 catches against Lafayette

Season Highs (2018)

REC: 2 vs. Lafayette (9/8/18)
REC Yds: 31 vs. Lafayette (9/8/18)
REC TD: n/a
Long: 19 vs. Lafayette (9/8/18)
ATT: n/a
Rush Yd: n/a

Career Highs

REC: 2 vs. Lafayette (9/8/18)
REC Yds: 31 vs. Lafayette (9/8/18)
REC TD: n/a
Long: 19 vs. Lafayette (9/8/18)
ATT: n/a
Rush Yd: n/a



2 CHICHI AMACHI

R-JR • 6-1 • 195 • WR • PHILADELPHIA, PA. • WILLIAM PENN

YEAR	Rec.-Yds.	Avg.	TD	LG	Att.-Yds.	Avg.	TD	LG
2016	2-12	6.0	0	11	0-0	0	0	0
2017	0-0	0	0	0	0-0	0	0	0
2018	-	-	-	-	-	-	-	-
CAREER	2-12	6.0	0	11	0-0	0	0	0

NOTES

- Played in all 11 games as a true freshman
- Did not make an appearance in 2018

Season Highs (2018)

REC: n/a
REC Yds: n/a
REC TD: n/a
Long: n/a
ATT: n/a
Rush Yd: n/a

Career Highs

REC: 1 (2x) at Albany (11/5/16)
REC Yds: 11 vs. Stony (10/22/16)
REC TD: n/a
Long: 11 vs. Stony (10/22/16)
ATT: n/a
Rush Yd: n/a



5 GENE COLEMAN II

JR • 5-11 • 195 • WR • MONTCLAIR, N.J. • BERGAN CATHOLIC/MILFORD ACADEMY

YEAR	Rec.-Yds.	Avg.	TD	LG	Att.-Yds.	Avg.	TD	LG
2017	8-128	16.0	0	36	1-20	20.0	0	20
2018	9-149	16.6	0	37	2-14	7.0	0	13
CAREER	17-277	16.3	0	37	3-34	11.3	0	20

NOTES

- Top UD wideout from 2018 at 16.8 YPC
- Made career-long 37 yard reception vs. Elon in 2018 that set up the go-ahead touchdown on a reverse-pass

Season Highs (2018)

REC: 2 (2x) vs. Elon (10/13/18)
REC Yds: 41 vs. Elon (10/13/18)
REC TD: n/a
Long: 37 vs. Elon (10/13/18)
ATT: 1 (2x) at Stony (11/10/18)
Rush Yd: 13 at Stony (11/10/18)

Career Highs

REC: 2 (3x) vs. Elon (10/13/18)
REC Yds: 41 vs. Elon (10/13/18)
REC TD: n/a
Long: 37 vs. Elon (10/13/18)
ATT: 1 (3x) at Stony (11/10/18)
Rush Yd: 20 at Rich (10/21/17)



7 DAE'LUN DARIEN

R-JR • 6-4 • 215 • WR • BALTIMORE, MD. • DUNBAR (PENN STATE)

YEAR	Rec.-Yds.	Avg.	TD	LG	Att.-Yds.	Avg.	TD	LG
2016	-	-	-	-	-	-	-	-
2017	0-0	0	0	0	0-0	0	0	0
2018	0-0	0	0	0	0-0	0	0	0
CAREER	0-0	0	0	0	0-0	0	0	0

NOTES

- Former linebacker at Penn State
- Played in 16 games for the Nittany Lions, registering 4.0 tackles.

Season Highs (2018)

REC: n/a
REC Yds: n/a
REC TD: n/a
Long: n/a
ATT: n/a
Rush Yd: n/a

Career Highs

REC: n/a
REC Yds: n/a
REC TD: n/a
Long: n/a
ATT: n/a
Rush Yd: n/a



11 DILLON ZIMMERMAN

R-JR • 6-3 • 195 • WR • HILLSBOROUGH, N.J. • HILLSBOROUGH

YEAR	Rec.-Yds.	Avg.	TD	LG	Att.-Yds.	Avg.	TD	LG
2016	-	-	-	-	-	-	-	-
2017	0-0	0	0	0	0-0	0	0	0
2018	0-0	0	0	0	0-0	0	0	0
CAREER	0-0	0	0	0	0-0	0	0	0

NOTES

- CAA All-Academic Team
- Has played in six games in his career

Season Highs (2018)

REC: n/a
REC Yds: n/a
REC TD: n/a
Long: n/a
ATT: n/a
Rush Yd: n/a

Career Highs

REC: n/a
REC Yds: n/a
REC TD: n/a
Long: n/a
ATT: n/a
Rush Yd: n/a



12 PAT KEHOE

R-SR • 6-4 • 235 • QB • MADISON, CONN. • CHESIRE ACADEMY

YEAR	C-A	Yds.	%	TD-INT	YPG	LG
2015	-	-	-	-	-	-
2016	-	-	-	-	-	-
2017	0	0	0	0-0	0	0
2018	147-298	2,075	49.3	17-9	172.9	70
CAREER	147-298	2,075	49.3	17-9	159.6	70

NOTES

- Team Captain
- Started all 12 games of his junior year
- Had three games of 270+ yards
- Six games with two or more TD passes

Season Highs (2018)

Comp: 18 (2x) vs. TU (10/27/18)
ATT: 35 at UAlbany (11/3/18)
Yds: 305 vs. TU (10/27/18)
TD: 4 vs. TU (10/27/18)
Long: 70 at Rich. (10/6/18)
Rush Yd: 33 at Elon (10/13/18)

Career Highs

Comp: 18 (2x) vs. TU (10/27/18)
ATT: 35 at UAlbany (11/3/18)
Yds: 305 vs. TU (10/27/18)
TD: 4 vs. TU (10/27/18)
Long: 70 at Rich. (10/6/18)
Rush Yd: 33 at Elon (10/13/18)



21 OWEN TYLER

R-SR • 6-4 • 235 • TE/FB • WEST HARTFORD, CONN. • NORTHWEST CATHOLIC

YEAR	Rec.-Yds.	Avg.	TD	LG	Att.-Yds.	Avg.	TD	LG
2015	2-14	7.0	0	8	0-0	0	0	0
2016	7-68	9.7	1	16	0-0	0	0	0
2017	-	-	-	-	-	-	-	-
2018	9-56	6.2	0	20	0-0	0	0	0
CAREER	9-82	9.1	1	20	0-0	0	0	0

NOTES

- Team Captain
- Preseason All-CAA honorable mention
- Made eight starts in 2018, playing in all 12 games after missing 2017 due to injury

Season Highs (2018)

REC: 2 vs. Cornell (9/15/18)
REC Yds: 20 vs. Laf (9/8/18)
REC TD: n/a
Long: 20 vs. Laf (9/8/18)
ATT: n/a
Rush Yd: n/a

Career Highs

REC: 2 (5x) vs. Cornell (9/15/18)
REC Yds: 20 vs. Laf (9/8/18)
REC TD: 1 vs. Nova (11/19/16)
Long: 20 vs. Laf (9/8/18)
ATT: n/a
Rush Yd: n/a



25 WILL KNIGHT

R-FR • 5-11 • 215 • RB • SMYRNA, DEL • SMYRNA (OLD DOMINION)

YEAR	Att.-Yds.	Avg.	TD	LG	Rec.-Yds.	Avg.	TD	LG
2018*	27-127	4.4	1	12	7-95	13.6	0	36
CAREER	61-258	4.2	6	41	6-69	11.5	1	40

NOTES

- Transfer from Old Dominion
- Played in four games for the Monarchs
- Won three straight state championships at Smyrna High School

Season Highs (2018)

ATT: 11 vs. Marshall (10/13/18)
Yds: 70 vs. Marshall (10/13/18)
Rush TD: 1 vs. WKU (10/20/18)
Long: 12 vs. Marshall (10/13/18)
REC: 3 vs. Marshall (10/13/18)
REC Yd: 41 vs. MTSU (10/27/18)

Career Highs

ATT: 11 vs. Marshall (10/13/18)
Yds: 70 vs. Marshall (10/13/18)
Rush TD: 1 vs. WKU (10/20/18)
Long: 12 vs. Marshall (10/13/18)
REC: 3 vs. Marshall (10/13/18)
REC Yd: 41 vs. MTSU (10/27/18)



33 DeJOUN LEE

R-JR • 5-7 • 185 • RB • SPRINGFIELD, VA. • LAKE BRADDOCK (ARMY WEST POINT)

YEAR	Att.-Yds.	Avg.	TD	LG	Rec.-Yds.	Avg.	TD	LG
2016*	-	-	-	-	-	-	-	-
2017	-	-	-	-	-	-	-	-
2018	124-606	4.9	2	38	6-33	5.5	0	15
CAREER	124-606	4.9	2	38	6-33	5.5	0	15

NOTES

- Preseason All-CAA honorable mention
- Team's leading rusher in 2018
- Transfer from Army West Point
- A versatile weapon for the Blue Hens

Season Highs (2018)

ATT: 17 at Rich. (10/6/18)
Yds: 98 vs. Nova (11/17/18)
Rush TD: 2 vs. Nova (11/17/18)
Long: 38 vs. Nova (11/17/18)
REC: 2 vs. Elon (10/13/18)
REC Yd: 15 at Rich. (10/6/18)

Career Highs

ATT: 17 at Rich. (10/6/18)
Yds: 98 vs. Nova (11/17/18)
Rush TD: 2 vs. Nova (11/17/18)
Long: 38 vs. Nova (11/17/18)
REC: 2 vs. Elon (10/13/18)
REC Yd: 15 at Rich. (10/6/18)



81 BRYCE De MAILLE

SO • 6-3 • 235 • TE • FREDERICK, MD. • OAKDALE

YEAR	Rec.-Yds.	Avg.	TD	LG	Att.-Yds.	Avg.	TD	LG
2018	3-24	8.0	1	12	0-0	0	0	0
CAREER	3-24	8.0	1	12	0-0	0	0	0

NOTES

- Played in all but one game his freshman season
- Made his first career catch vs. Lafayette for a touchdown

Season Highs (2018)

REC: 1 (3x) vs. Nova (11/17/18)
REC Yds: 12 vs. Nova (11/17/18)
REC TD: 1 vs. Lafayette (9/8/18)
Long: 12 vs. Nova (11/17/18)
ATT: n/a
Rush Yd: n/a

Career Highs

REC: 1 (3x) vs. Nova (11/17/18)
REC Yds: 12 vs. Nova (11/17/18)
REC TD: 1 vs. Lafayette (9/8/18)
Long: 12 vs. Nova (11/17/18)
ATT: n/a
Rush Yd: n/a

DEFENSE



1 KEDRICK WHITEHEAD

SO • 5-11 • 190 • S • MIDDLETOWN, DEL. • MIDDLETOWN

YEAR	UA-A	TK	FF	FR	I	PBU	SACK	TFL
2018	8-6	14	0	0	1	0	3.0-6	1.0-2
CAREER	8-6	14	0	0	1	0	3.0-6	1.0-2

NOTES

- Made season-high six tackles in the FCS Playoffs at JMU last season
- Joined the program in the spring of 2018 as an early enrollee

Season Highs (2018)

Tackles: 6 at JMU (11/24/18)
Sacks: 1.0 at JMU (11/24/18)
TFL: 2.5 at JMU (11/24/18)
FF: n/a
INT: 1 at UNH (10/20/18)
PBU: n/a

Career Highs

Tackles: 6 at JMU (11/24/18)
Sacks: 1.0 at JMU (11/24/18)
TFL: 2.5 at JMU (11/24/18)
FF: n/a
INT: 1 at UNH (10/20/18)
PBU: n/a



16 NIJUEL HILL

R-JR • 5-10 • 185 • DB • BALTIMORE, MD. • CALVERT HALL

YEAR	UA-A	TK	FF	FR	I	PBU	SACK	TFL
2017	17-8	25	0	0	1	9	0-0	1.0-2
2018	11-5	16	0	0	2	3	0-0	0.5-0
CAREER	28-13	41	0	0	3	12	0-0	1.5-2

NOTES

- Team Captain
- An important piece of the UD secondary
- Contributes to stopping the pass and the run

Season Highs (2018)

Tackles: 3 at JMU (11/24/18)
Sacks: n/a
TFL: 0.5 at JMU (11/24/18)
FF: n/a
INT: 1 (2x) at UNH (10/20/18)
PBU: 1 (3x) at JMU (11/24/18)

Career Highs

Tackles: 4 at Maine (11/4/17)
Sacks: n/a
TFL: 1.0 at JMU (9/30/17)
FF: n/a
INT: 1 (2x) at UNH (10/20/18)
PBU: 2 (3x) at Maine (11/4/17)



21 JUSTIS HENLEY

SO • 5-11 • 175 • DB • NORTH WALES, PA. • NORTH PENN

YEAR	UA-A	TK	FF	FR	I	PBU	SACK	TFL
2018	2-0	2	0	0	0	0	0-0	0-0
CAREER	2-0	2	0	0	0	0	0-0	0-0

NOTES

- Saw spot time as a freshman
- Played in four games in 2018

Season Highs (2018)

Tackles: 1 (2x) vs. Nova (11/17/18)
Sacks: n/a
TFL: n/a
FF: n/a
INT: n/a
PBU: n/a

Career Highs

Tackles: 1 (2x) vs. Nova (11/17/18)
Sacks: n/a
TFL: n/a
FF: n/a
INT: n/a
PBU: n/a



29 NOAH PLACK

R-FR • 6-2 • 210 • S • BRIDGEVILLE, PA. • SOUTH FAYETTE

YEAR	UA-A	TK	FF	FR	I	PBU	SACK	TFL
2018	0-1	1	0	0	0	0	0-0	0-0
CAREER	0-1	1	0	0	0	0	0-0	0-0

NOTES

- Second-year member that saw action in three games in 2018
- Adds depth to the secondary

Season Highs (2018)

Tackles: 1 vs. Elon (10/13/18)
Sacks: n/a
TFL: n/a
FF: n/a
INT: n/a
PBU: n/a

Career Highs

Tackles: 1 vs. Elon (10/13/18)
Sacks: n/a
TFL: n/a
FF: n/a
INT: n/a
PBU: n/a



33 JOHNNY BUCHANAN

SO • 6-0 • 230 • MLB • BRICK, N.J. • ST. JOHN VIANNEY

YEAR	UA-A	TK	FF	FR	I	PBU	SACK	TFL
2018	2-6	8	0	0	1	0	0-0	0-0
CAREER	2-6	8	0	0	1	0	0-0	0-0

NOTES


- Made immediate impact as a freshman
- 1-of-2 UD freshman to have an interception last season

Season Highs (2018)

Tackles: 3 vs. Cornell (9/15/18)
Sacks: n/a
TFL: n/a
FF: n/a
INT: 1 vs. Laf (9/8/18)
PBU: n/a

Career Highs

Tackles: 3 vs. Cornell (9/15/18)
Sacks: n/a
TFL: n/a
FF: n/a
INT: 1 vs. Laf (9/8/18)
PBU: n/a



41 JOE ZUBILLAGA

R-FR • 6-1 • 205 • DB • KENNETT SQUARE, PA. • UNIONVILLE

YEAR	UA-A	TK	FF	FR	I	PBU	SACK	TFL
2018	-	-	-	-	-	-	-	-
CAREER	0-0	0	0	0	0	0	0-0	0-0

NOTES

- Will make his collegiate debut in 2019

Season Highs (2018)

Tackles: n/a
Sacks: n/a
TFL: n/a
FF: n/a
INT: n/a
PBU: n/a

Career Highs

Tackles: n/a
Sacks: n/a
TFL: n/a
FF: n/a
INT: n/a
PBU: n/a



44 BRANDON HALL

SR • 6-2 • 245 • DE • LOS ANGELES, CALIF. • WESTLAKE (SAN DIEGO MESA CC)

YEAR	UA-A	TK	FF	FR	I	PBU	SACK	TFL
2018	6-16	22	0	0	0	0	1.5-14	4.0-22
CAREER	6-16	22	0	0	0	0	1.5-14	4.0-22

NOTES

- An immediate impact on the UD defensive line as a transfer in 2018
- Defensive MVP in back-to-back seasons at San Diego Mesa CC

Season Highs (2018)

Tackles: 5 (2x) at JMU (11/24/18)
Sacks: 1.0 (2x) at JMU (11/24/18)
TFL: 1.0 (3x) at JMU (11/24/18)
FF: n/a
INT: n/a
PBU: n/a

Career Highs

Tackles: 5 (2x) at JMU (11/24/18)
Sacks: 1.0 (2x) at JMU (11/24/18)
TFL: 1.0 (3x) at JMU (11/24/18)
FF: n/a
INT: n/a
PBU: n/a



51 DREW NICKLES

SO • 6-3 • 225 • MLB • UPPER BLACK EDDY, PA. • PALISADES

YEAR	UA-A	TK	FF	FR	I	PBU	SACK	TFL
2018	5-6	11	0	0	0	0	1.0-9	1.0-9
CAREER	5-6	11	0	0	0	0	1.0-9	1.0-9

NOTES

- Saw action in 11 games as a freshman
- Opened the season with tackles in five-straight games
- Recorded a sack in the FCS Playoffs at JMU

Season Highs (2018)

Tackles: 4 vs. Cornell (9/15/18)
Sacks: 0.5 (2x) at JMU (11/24/18)
TFL: 0.5 (2x) at JMU (11/24/18)
FF: n/a
INT: n/a
PBU: n/a

Career Highs

Tackles: 4 vs. Cornell (9/15/18)
Sacks: 0.5 (2x) at JMU (11/24/18)
TFL: 0.5 (2x) at JMU (11/24/18)
FF: n/a
INT: n/a
PBU: n/a



95 FRANK BURTON III

R-JR • 6-2 • 255 • DE • BEAR, DEL. • WILLIAM PENN (BALL STATE)

YEAR	UA-A	TK	FF	FR	I	PBU	SACK	TFL
2017*	0-1	1	0	0	0	0	0-0	0-0
2018	14-13	27	1	0	0	0	3.0-12	5.0-15
CAREER	14-14	28	1	0	0	0	3.0-12	5.0-15

NOTES

- Played in all 12 games in his first year with UD after transferring from Ball State
- Second top UD returner on the D-Line with 27 tackles in 2018

Season Highs (2018)

Tackles: 3 vs. URI (8/30/18)
Sacks: 2.0 vs. URI (8/30/18)
TFL: 2.0 vs. URI (8/30/18)
FF: 1 at JMU (11/24/18)
INT: n/a
PBU: n/a

Career Highs

Tackles: 3 vs. URI (8/30/18)
Sacks: 2.0 vs. URI (8/30/18)
TFL: 2.0 vs. URI (8/30/18)
FF: 1 at JMU (11/24/18)
INT: n/a
PBU: n/a



97 DOM COVATTO

R-SO • 6-4 • 300 • DT • ERIE, PA. • ERIE CATHEDRAL PREP

YEAR	UA-A	TK	FF	FR	I	PBU	SACK	TFL
2017	3-1	4	0	0	0	0	0-0	0-0
2018	2-4	6	0	0	0	0	0-0	0-0
CAREER	5-5	10	0	0	0	0	0-0	0-0

NOTES

- Has played in 10 games with UD

Season Highs (2018)

Tackles: 2 (3x) at Rich (10/6/18)
Sacks: n/a
TFL: n/a
FF: n/a
INT: n/a
PBU: n/a

Career Highs

Tackles: 2 (3x) at Rich (10/6/18)
Sacks: n/a
TFL: n/a
FF: n/a
INT: n/a
PBU: n/a

DEFENSE



98 SAL MAURO

R-JR • 6-2 • 255 • DE • STATEN ISLAND, N.Y. • BERGEN CATHOLIC

YEAR	UA-A	TK	FF	FR	I	PBU	SACK	TFL
2016	-	-	-	-	-	-	-	-
2017	1-6	7	0	0	0	1	0.5-3	0.5-3
2018	1-3	4	0	0	0	0	0-0	0.5-1
CAREER	2-9	11	0	0	0	1	0.5-3	1.0-4

NOTES

- Team Captain
- Has played in 19 games
- Finally looks healthy after battling injuries his first two seasons with the Blue Hens

Season Highs (2018)

Tackles:	2 vs. Laf (9/8/18)
Sacks:	n/a
TFL:	0.5 vs. Nova (11/17/18)
FF:	n/a
INT:	n/a
PBU:	n/a

Career Highs

Tackles:	3 at VaTech (9/9/17)
Sacks:	0.5 vs. Cornell (9/16/17)
TFL:	0.5 (2x) vs. Nova (11/17/18)
FF:	n/a
INT:	n/a
PBU:	1 vs. Rich (10/21/17)



99 CAM KITCHEN

R-SR • 6-3 • 285 • DT • TRENTON, N.J. • LAWRENCE/HUN SCHOOL

YEAR	UA-A	TK	FF	FR	I	PBU	SACK	TFL
2015	5-15	20	1	0	0	0	2.5-9	1.0-7
2016	16-16	32	0	0	0	0	2.0-16	4.5-22
2017	3-5	8	0	2	0	0	0.5-3	1.5-4
2018	17-30	47	0	0	1	0	1.0-12	3.5-17
CAREER	41-66	107	1	2	1	0	6.0-40	10.5-50

NOTES

- Team's leader in career tackles
- Most-experienced member of the Blue Hen defensive unit
- Had 10 multi-tackle games in 2018

Season Highs (2018)

Tackles:	10 at Stony (11/10/18)
Sacks:	1.0 (4x) vs. Laf (9/8/18)
TFL:	2.0 vs. DSU (8/31/18)
FF:	n/a
INT:	1 vs. UNH (10/20/18)
PBU:	n/a

Career Highs

Tackles:	10 at Stony (11/10/18)
Sacks:	1.0 (4x) vs. Laf (9/8/18)
TFL:	2.0 vs. DSU (8/31/18)
FF:	1 at Elon (11/21/15)
INT:	1 vs. UNH (10/20/18)
PBU:	n/a

SPECIALISTS



5 GENE COLEMAN II

JR • 5-11 • 195 • KR • MONTCLAIR, N.J. • BERGAN CATHOLIC/MILFORD ACADEMY

YEAR	KR	Yds	Avg.	TD	LG
2017	16	341	21.3	0	36
2018	0	0	0	0	0
CAREER	16	341	21.3	0	36

NOTES

- Served as the primary KO returner in 2017
- Had five returns for 103 yards his freshman season at Villanova

Season Highs

KR:	n/a
Yds:	n/a
Long:	n/a
TD:	n/a
Avg:	n/a

Career Highs

KR:	5 at Nova (11/18/17)
Yds:	103 at Nova (11/18/17)
Long:	36 vs. Albany (11/11/17)
TD:	n/a
Avg:	27.3 vs. Albany (11/11/17)



17 JOURDAN TOWNSEND

FR • 5-11 • 185 • PR • FARRELL, PA. • FARRELL

YEAR	PR	Yds	Avg.	TD	LG
------	----	-----	------	----	----

NOTES


- Will make collegiate debut in 2019

Season Highs

PR:	n/a
Yds:	n/a
Long:	n/a
TD:	n/a
Avg:	n/a

Career Highs

PR:	n/a
Yds:	n/a
Long:	n/a
TD:	n/a
Avg:	n/a



31 NICK PRITCHARD

R-SR • 5-10 • 225 • P • NEW EGYPT, N.J. • NEW EGYPT (MARYLAND)

YEAR	Punts	Yds	Avg.	I-20	FC	50+	LG	BLK
2017	69	2,806	40.7	25	26	11	60	0
2018	58	2,435	41.9	16	18	10	60	0
CAREER	127	5,241	41.3	41	44	21	60	0

NOTES

- FCS Punter of the Year Watchlist and All-CAA Preseason selection
- Led the CAA in punting average in 2018 and punts of 50-plus yards

Season Highs (2018)

Punts	7 (2x) at UNH (10/20/18)
Yds:	324 at UNH (10/20/18)
Avg:	50.0 vs. URI (8/30/18)
I-20:	4 vs. Elon (10/13/18)
Long:	60 at Rich. (10/6/18)
50+:	2 (3x) at UNH (10/20/18)

Career Highs

Punts	10 (2x) vs. W&M (10/14/17)
Yds:	404 vs. W&M (10/14/17)
Avg:	50.0 vs. URI (8/30/18)
I-20:	5 vs. W&M (10/14/17)
Long:	60 (2x) at Rich. (10/6/18)
50+:	2 (7x) at UNH (10/20/18)



33 DeJOUN LEE

R-JR • 5-7 • 185 • KR • SPRINGFIELD, VA. • LAKE BRADDOCK (ARMY WEST POINT)

YEAR	KR	Yds	Avg.	TD	LG
2018	24	545	22.7	0	47
CAREER	24	545	22.7	0	47

NOTES

- Handled KO return duties in nine games last season
- Had five returns of 25-plus yards in 2018

Season Highs (2018)

KR:	6 vs. Tow (10/27/18)
Yds:	143 vs. Tow (10/27/18)
Long:	47 vs. Tow (10/27/18)
TD:	n/a
Avg:	43.0 at Stony (11/10/18)

Career Highs

KR:	6 vs. Tow (10/27/18)
Yds:	143 vs. Tow (10/27/18)
Long:	47 vs. Tow (10/27/18)
TD:	n/a
Avg:	43.0 at Stony (11/10/18)



36 JAKE ROTH

SR • 6-0 • 205 • K • READING, PA. • CONRAD WEISER

YEAR	KO-Yds.	Avg.	TB	OB	FGM-A	%	LG	XP
2016	49-2,990	61.0	14	1	0-0	.000	0	0-0
2017	44-2,771	63.0	23	0	0-3	.000	0	0-0
2018	62-3,865	62.3	37	0	1-1	1.000	48	0-0
CAREER	155-9,626	62.1	74	0	1-4	.250	48	0-0

NOTES

- Has handled KO duties for all three previous seasons
- Connected on his FG attempt in the FCS Playoffs at JMU from 48 yards

Season Highs (2018)

PATs:	n/a
PAT Att:	n/a
FGM:	1 at JMU (11/24/18)
FGA:	1 at JMU (11/24/18)
Long FG:	48 at JMU (11/24/18)
TBs:	7 at Rich. (10/6/18)

Career Highs

PATs:	n/a
PAT Att:	n/a
FGM:	1 at JMU (11/24/18)
FGA:	2 vs. DSU (8/31/17)
Long FG:	48 at JMU (11/24/18)
TBs:	7 at Rich. (10/6/18)

