



2013 DELAWARE STATE UNIVERSITY FOOTBALL — GAME 1
DELAWARE STATE UNIVERSITY “HORNETS” (0-0-/6-5; 5-3 MEAC in 2012)



VS.
DELAWARE “FIGHTIN BLUE HENS” (1-0)
SAT., SEP. 7, 2013 (3:30 P.M)
DELAWARE STADIUM - TUBBY RAYMOND FIELD (22,000) - NEWARK, DEL.

NATIONAL TELEVISION - NBC SPORTS NETWORK
AUDIO - HSRN.COM and SIRRIUS-XM 110

DSU Media Contact: Dennis Jones; (302) 857-6068; email — djones@desu.edu

DELAWARE STATE VS. DELAWARE



Delaware State: 0-0/6-5 overall; 5-3 MEAC in 2012
UD: 1-0 in 2013

Location: Delaware Stadium/Tubby Raymond Field
 (22,000) - Newark, Del. (Surface— Artificial)

National Rankings: DSU is not ranked in any major FCS or Black College polls, although the Hornets did receive five votes in the latest Heritage Sports Radio Network poll of FCS Black College teams. DSU was eighth in the HSRN preseason poll.

Delaware Pressbox: 302-831-6199

The Series: Delaware leads 4-0 (2007, '09, '11, '12)

Delaware State Head Coach Kermit Blount (Winston-Salem State, 80): Blount is in his third season as head coach of the Hornets. He has a 9-13 overall (6-10 MEAC) at DSU. Now in his 20th year as a collegiate head coach, he has a career record of 100-100-3 (.497). Prior to accepting the DSU post, he was 91-87-3 in 17 years as head coach at Winston-Salem State University. Blount led WSSU to two CIAA championships and three league title game appearances. He was named CIAA Coach-of-the-Year in 1999 & 2000. Blount is 0-2 vs. Delaware, falling to the Hens in 2011 and 2012 with the Hornets.

Delaware Head Coach Dave Brock (Salisbury, 94) : Led the Hens to a 51-35 victory over Jacksonville in his UD debut on Aug. 29. This is his first head coaching job. He joined the Blue Hens after serving one season as offensive coordinator and quarterbacks coach at Rutgers University. Brock's resume' also includes assistant coaching positions at Boston College, Kansas State, North Carolina, Temple, Hofstra, Salisbury State, and Western Connecticut State. This is his first meeting against Delaware State .

National TV: NBC Sports Network (Play-by-Play: Mike Corey; Analyst: Ross Tucker)

Live Audio Streaming: HSRN.com (also can be heard on Sirius-XM 110; Announcers: Gary Laing, Mike Walker, Glenn Frazier)









Live Video Streaming: N/A

Live Stats: www.bluehens.com

Delaware Media Contact:

Scott Selheimer
 Sports Information Office
 Office Phone: (302) 831-2186

2013 DELAWARE STATE SCHEDULE/RESULTS

Date	Opponent	Time/Result	Series
 Sep. 7	at Delaware	3:30 p.m.	UD leads 4-0 Hornets seeking first win in "Route 1 Rivalry." UD won 38-14 in 2012.
 Sep. 14	at Towson	7:30 p.m.	TU leads 9-6 Teams are meeting for first time since 1994. Tigers have won last two meetings
 Sep. 21	at No. Dakota State	3:30 p.m. ET	First mtg. Hornets take on two-time defending FCS champs for first time.
 Sep. 28	at Savannah State*	6:00 p.m.	DSU leads 2-0 First meeting between the teams since SSU joined the MEAC in 2011.
 Oct. 5	BETHUNE-COOKMAN*	2:00 p.m.	DSU 19-16 Teams last met in 2010. BCU won the last meeting 47-24 in Daytona, Fla.
 Oct. 12	NORFOLK ST* (HC)	2:00 p.m.	DSU leads 14-6 Hornets force four turnovers in 20-17 win over Spartans in 2012.
 Oct. 19	NO. CAROLINA A&T*	1:00 p.m.	DSU 22-20-1 DSU recorded first shutout since 2007 in 24-0 win over Aggies last season.
 Oct. 26	at Hampton*	1:00 p.m.	HAM leads 24-14 Hornets racked up season-high 512 yards in 35-27 win over Hampton in 2012
 Nov. 2	HOWARD*	2:00 p.m.	DSU leads 35-33-1 Howard stormed back from 21-point deficit to defeat DSU 41-34 last season
 Nov. 16	at Florida A&M*	2:00 p.m.	FAMU leads 22-8 Freshman Dae-Hon Cheung rushed for 135 yards in 24-22 DSU loss in 2012
 Nov. 23	MORGAN STATE*	2:00 p.m.	MSU 32-24 Hornets pass for 398 yards in 28-23 win at Morgan State in 2012 meeting

* - Mid-Eastern Athletic Conference game
 HOME GAMES (AT ALUMNI STADIUM ON DSU CAMPUS) IN ALL CAPS
 All times Eastern and subject to change

DELAWARE STATE 2013 SCHEDULE/RESULTS
(0-0; 0-0 MEAC)

Sep. 7	at Delaware (1)	3:30 p.m.
Sep. 14	at Towson	7:30 p.m.
Sep. 21	at No. Dakota State	3:30 p.m.
Sep. 28	at Savannah State*	6:00 p.m.
Oct. 5	BETHUNE-COOKAM*	2:00 p.m.
Oct. 12	NORFOLK STATE* (HC)	2:00 p.m.
Oct. 19	at No. Carolina A&T*	1:00 p.m.
Oct. 26	at Hampton*	1:00 p.m.
Nov. 2	HOWARD*	1:00 p.m.
Nov. 16	at Florida A&M*	2:00 p.m.
Nov. 17	at Howard*	1:00 p.m.

*-MEAC game
1 - NBC Sports Network

DELAWARE 2013 SCHEDULE/RESULTS
(1-0; 0-0 CAA)

Aug. 29	Jacksonville	W, 51-35
Sep. 7	DELAWARE STATE	3:30 p.m.
Sep. 14	at Navy	3:30 p.m.
Sep. 21	WAGNER	6:00 p.m.
Sep. 28	JAMES MADISON*	7:00 p.m.
Oct. 5	at Maine*	3:30 p.m.
Oct. 12	ALBANY*	12:00 p.m.
Oct. 26	at Rhode Island*	12:00 p.m.
Nov. 2	at Towson*	7:00 p.m.
Nov. 9	WILLIAM & MARY*	3:00 p.m.
Nov. 16	RICHMOND*	12:00 p.m.
Nov. 23	vs. Villanova*	1:00 pm

* CAA game

2013 DSU/UD STATISTICAL COMPARISON
(NCAA Rankings*)

Category	DSU (2012)	UD (1 game)
Rushing off.	98.1 (109)	373.0
Passing off.	257.1 (25)	238.0
Total off.	356.0 (74)	611.0
Scoring off.	22.9 (80)	51.0
Rushing def.	165.3 (66)	-37.0
Pass Eff. Defense	129.9 (74)	150.4
Total def..	379.0 (64)	224.0)
Scoring def.	22.1 (36)	35.0
Net punting	32.6 (94)	45.5
Punt returns	5.3 (104)	-6.0
Kick off returns	19.3 (81)	17.8
Turnover margin	1.4 (5)	-.1.0
Pass defense	213.7 (60)	261.0
Passing Eff.	129.8 (57)	132.3
Sacks	1.4 (92)	3.0
Tackles for loss	4.8 (94)	8.0
Sacks allowed	1.9 (49)	0.0

*121 teams ranked in Football Championship Subdivision in 2012

THE GAME

Delaware State opens the 2013 season with a visit to Delaware in the annual "Route 1 Rivalry." The Hornets return just 10 starters and 34 letter winners from their 2012 squad, which won five of the last seven games to finish the season with a 6-5 overall record, the team's first winning mark since 2007. DSU was tied for third in the 2012 Mid-Eastern Athletic Conference race with a 5-3 mark in the league. It was also the Hornets' best conference finish since the '07 season.

Delaware opened its season with a 51-35 victory over Jacksonville on Aug. 29 in the debut for new head coach **Dave Brock**. The Blue Hen offense racked up 611 yards of total offense (373 rushing/238 passing), while the Hen defense held JU to - 37 yards rushing and recorded three interceptions.

Delaware State's offense must replace four All-MEAC First Team players, including quarterback **Nick Elko**, the 2012 MEAC Offensive Player-of-the-Year. Elko completed his DSU career as No. 2 in team history in passing yards (5,754) and completions (539); and third in touchdown passes (37). He set DSU records for completions (259) and passing yards (2,828) last season.

Cory Murphy (r-jr.; 6-2, 205), a 2012 junior college transfer, and **Esayah Obado** (r-fr.; 6-2, 200) are the top candidates to replace Elko as starting quarterback. Each was listed on the 2012 Hornet roster, but did not see any playing time. The Hornets also added former high school standout quarterbacks **Emmett Hunt** (fr.; Coatesville, Pa./Coatesville HS) and **Garrison Duncan** (fr.; Kernersville, N.C./E. Forsyth HS) this season.

DSU must also replace All-MEAC wide receivers **Travis Tarpley** and **Justin Wilson**.

Tarpley, also a 2012 Sheridan Broadcast Network Black College All-American, was tops in the MEAC in receptions and receiving yards, and tied for first in the league in touchdown catches last season. He set a school record with 86 catches last season. Tarpley is third on the Hornets' all-time list for receptions (181) and receiving yards (2121); and is the school's career leader with 4,661 all-purpose yards.

Wilson, who signed with the NFL's Green Bay Packers this summer, ranks second in team history with 189 catches and 2,416 receiving yards; and is fourth with 23 career touchdown receptions.

Milton Williams (jr. 6-2, 200), **Morris Frasier** (r-so.; 6-2, 210) and **Joseph "Bo" Cera-volo** (r-so.; 6-0, 190) are expected to be the Hornets' top receiving threats this season. Williams leads all returning DSU receivers with 13 career receptions.

The offensive line returns just one regular from last season, center **Brandon Cunningham** (sr.; 6-3, 285), a 2013 preseason All-MEAC First Team selection.

Delaware State returns seven starters on defense, led by 2013 preseason All-MEAC First Team selections LB **Ernest Adjei** (sr.; 6-0, 230), DE **Rodney Gunter** (jr.; 6-5, 305) and DB **Terrick Colston** (so; 6-1, 185). Free safety **Davon Moore**, a 2012 All-MEAC First Team selection, was named to the 2013 preseason all-conference second team.

The 2013 Hornets will also feature experienced placekicker **Mitchell Ward** (jr.; 6-1, 180) and punter **Marco Kano** (sr.; 6-6, 240).

THE SERIES

This will be the fifth meeting between the state's two Division I teams. Each game has been played at Delaware Stadium. The Hens have won the previous meetings by a combined score of 154-38. FCS #15 Delaware won the last meeting 38-14 on Sep. 8, 2012. Delaware State outgained UD by 71 yards and won the time of possession battle by nearly 11 minutes, but was undone by key mistakes in the contest. The Hornets were plagued by two interceptions, one returned for a touchdown, a blocked field goal attempt and several costly penalties. Delaware State racked up 353 total yards in the contest, its best showing in four meetings against the Hens. The Hornets had 298 yards passing, but were held to 55 yards on the ground. Delaware recorded 282 total yards. The Hens posted 155 yards passing and 127 rushing. The Hornets trailed 21-0 before scoring a touchdown with 3:02 left in the second quarter. Delaware added a touchdown with 17 seconds to go before halftime to regain a 21-point lead. Delaware State could get no closer than 17 points (31-14) the rest of the way.

DSU vs. UD all-time results

2007	Delaware 44	Delaware State 7	Newark, Del. (NCAA playoffs)
2009	Delaware 27	Delaware State 17	Newark, Del.
2011	Delaware 45	Delaware State 0	Newark, Del.
2012	Delaware 38	Delaware State 14	Newark, Del.



HORNET MEDIA AVAILABILITY

Schedule subject to change. Please contact Dennis Jones (302-857-6068) for more information

Monday (Sep. 2)

Labor Day—Practice from 10:00 a.m. to 12:00 p.m.

Tuesday (Sep. 3)

MEAC Weekly Teleconference (10:00 a.m.—12:00 p.m.); Coach Blount on call at 10:33 a.m.

Practice—3:00 p.m. (Alumni Stadium)
Coach Blount and players available before or after practice

Game notes available on www.DSU Hornets.com

Wednesday (Sep. 4)

Practice—3:30 p.m.
Coach Blount and players available before or after practice

Thursday (Sep. 5)

Practice—3:30 p.m.
Coach Blount and players available before or after practice

Friday (Sep. 6)

Travel to Washington, D.C.
Practice—TBA

Saturday (Sep. 7)

Hornets at Delaware
Delaware Stadium—Newark, Del. (3:30 pm)

MEAC WEEKLY TELECONFERENCE

The MEAC holds a weekly conference call featuring league head football coaches each Tuesday during the season. The schedule is as follows:

10:00 a.m.	MEAC Notes
10:03 a.m.	Donald Hill-Eley (Morgan St.)
10:13 a.m.	Earl Holmes (Florida A&M)
10:23 a.m.	Brian Jenkins (Beth-Cookman)
10:33 a.m.	Kermit Blount (DSU)
10:43 a.m.	Ray Petty (Howard)
10:53 a.m.	Pete Adrian (Norfolk State)
11:03 a.m.	Donovan Rose (Hampton)
11:13 a.m.	Earnest Wilson (Savannah St.)
11:23 a.m.	Buddy Pough (SC State)
11:33 a.m.	Rod Broadway (NCA&T)
11:43 a.m.	Dwayne Foster (NC Central)

Contact Patricia Porter, MEAC Media Relations (757-951-2055), or Dennis Jones, DSU Athletic Media (302-857-6068) for teleconference conference. Information.

MURPHY SLATED TO START AT QB IN SEASON OPENER

For the first time since 2004, there was no clear favorite for the Hornets' starting quarterback job to start the season. However, Delaware State head coach announced this week that junior college transfer **Cory Murphy** (sr.; 6-2, 205) will get the starting nod for Saturday's opener at Delaware. Murphy has battled redshirt freshman **Esayah Obado** (6-3, 210), and true freshmen **Garrison Duncan** (6-2, 215) and **Emmett Hunt** (6-1, 215) for the QB job throughout summer camp.

None of the four QBs listed on the 2013 roster has taken a snap in a Division I contest.

Murphy and Obado were listed on the 2012 Hornet roster, but did not see any playing time.

Murphy played two injury-plagued seasons at Foothills JC in California after two solid years at Wilcox High School in Santa Clara, Cal. He passed for more than 200 yards and two touchdowns in the Hornets' Red-White scrimmage last spring.

Obado passed for 3,690 yards and 42 touchdowns, while rushing for 615 yards and 11 scores at Nottingham HS in New Jersey.

Duncan passed for 1,505 yards and 17 touchdowns and rushed for a school QB record 1,410 yards and 18 scores as a senior at East Forsyth HS (N.C.). Hunt passed for 3,123 yards and 44 touchdowns (each a school record) as a senior at Coatesville Area Senior High School (Pa.) in 2012. He has been hobbled by a left shoulder injury suffered in the Hornets' second summer scrimmage.

YOUTH IS SERVED ON DSU OFFENSIVE LINE

Delaware State University senior center **Brandon Cunningham** (Lumberton, N.J.) has appeared in 30 games with the Hornets, more than the combined total of all other offensive linemen on the 2013 DSU squad.



Brandon Cunningham (63)

Cunningham, a 2013 preseason All-MEAC First Team selection, is the lone senior on a unit that features a first-year junior college transfer, two sophomores, three redshirt freshmen and four true freshmen.

Despite the graduation of 2012 All-MEAC First Team lineman Nail Muradymov, the Hornets were hoping to continue the interior line improvements from last season. The offensive line allowed enough time for the Hornets to pass for 200-or-more yards in eight games, including the last seven, in 2012. Also last season, DSU more than doubled its rushing output from the previous year. After failing to produce a 100-yard rusher in a game in 2011, the Hornets had four individual 100-yard performances last season.

Two expected offensive line starters are lost for the year due to off-season injuries.

Second-year linemen **Dimitri Hill** (so.; 6-5, 325) and **Clark McCready** (so.; 6-4, 275) gained valuable experience as true freshmen in 2012. **Xavier Jones** (r-fr.; 6-2, 300), **Keevon Prather** (r-fr.; 6-3, 290) and **Jerron Searles** (r-fr.; 6-5, 270) are expected to play significant roles in 2013 after sitting out as redshirts last season. The top newcomer on the line is junior college transfer **Sal Carrero** (so.; 6-5, 315). Carrero was a top performer for junior college power ASA (N.Y.). **Darren Helwig** (fr.; 6-5, 295), a 2012 Delaware All-State First Team offensive lineman, is also a newcomer along the line this season.

ADJEI LEADER OF VETERAN DEFENSE

Delaware State University inside linebacker **Ernest Adjei** (sr.; Woodbridge, Va.) knows a thing or two about the long road to success. A native of the



Republic of Ghana in West Africa, Adjei has developed into one of the top defensive players and scholar-athletes in the Mid-Eastern Athletic Conference.

After a stellar career at Garfield High School (Va.), Adjei was forced to sit out his freshman year at Delaware State in 2009 to concentrate on his studies. When eligible to compete in 2010, he was first used as an undersized defensive lineman due to a rash of injuries along the Hornets' front wall.

Adjei returned to his natural position at linebacker in 2011. That season, he was third on the team with 59 total tackles. His 2011 season was highlighted by a career-high 14 tackles (12 solo) vs. Morgan State.

Last season, Adjei added All-**MEAC** First Team to his resume'. He earned the honor after finishing seventh in the league with 93 tackles (8.5 pg) while competing in all 11 games. His efforts helped lead the Hornets to a 6-5 overall record in 2012, their first winning season in five years; and a tie for third in the MEAC with a 5-3 mark.

Adjei, 2013 preseason All-**MEAC** First Team selection, enters his senior season with 165 career tackles (104 solo) at DSU.

MOORE IN RIGHT PLACE AT THE RIGHT TIME

Delaware State free safety **Davon Moore** (jr.; 5-11, 205) had a nose for the ball in 2012. A 2012 All-**MEAC** First Team selection, Moore was tops on the Hornets and third in the MEAC at 8.8 tackles per-game and 97 total tackles.



He led all FCS players with a school-record 175 interception return yards and was tied for third in the MEAC (24th FCS) at 0.36 interceptions per game (4 total ints.).

Moore was honored by the Mid-Eastern Athletic Conference (MEAC) and College Football Performance for his play in the Hornets' 20-17 win at Norfolk State on Oct. 6. He was named MEAC Defensive Player-of-the-Week and College Football Performance HBCU National Defensive Back-of-the-Week after recording eight tackles (six unassisted), two interceptions, a forced fumble, pass break-up and a

block in the contest. His second interception at the DSU 11 sealed the Hornet victory with 29 seconds left to play.

In addition, Moore was tied for eighth in the MEAC at 0.91 passes defended per game (10 total) in 2012.

COLSTON HOPES TO IMPROVE ON FIRST-YEAR SUCCESS

Delaware State University defensive back **Terrick Colston** (so.; Lakeland, Fla.) was rewarded for his outstanding freshman season with a 2013 preseason All-**MEAC** selection.



A 2012 SportsNetwork Jerry Rice Award candidate for top Football Championship Subdivision freshman and All-**MEAC** Second Team pick, Colston was second on the Hornets and fifth in the MEAC at 8.6 tackles per-game (95 total tackles), tops among league freshmen, setting a team record for tackles by a freshman.

He was a two-time MEAC Rookie-of-the-Week last season, once after collecting a team-high nine tackles (five solo), two interceptions and a pass break-up in the Hornets' 31-17 win over South Carolina State (Oct. 13). He returned the first interception 53 yards for a touchdown; while the second pick, in the endzone, spoiled a potential South Carolina State go-ahead touchdown in the third quarter.

GUNTER LOOKS TO LIVE UP TO EXPECTATIONS

Hornet defensive end **Rodney Gunter** (jr.; Haines City, Fla.) is primed for a

breakout season, according to some forecasters.

Gunter has been named to the 2013 preseason All-**MEAC** First Team by league head coaches and sports information directors, and *Phil Steele's College Football Magazine*.



A 2012 All-**MEAC** Second Team selection, he was team leader and tied for seventh in the MEAC at 0.50 sacks per game (5.5 total) last season. In addition,

Gunter was seventh on the Hornets with 49 total tackles, tops among team defensive linemen with 27 unassisted tackles and second on the team with nine tackles-for-loss (-46). He was also credited with three quarterback hurries, one forced fumble, a recovery and one pass break up. Gunter had a career-high three sacks in 23-20 overtime loss to NC Central last Nov. 3.

WILLIAMS LEADS TALENTED STABLE OF DSU BACKS

Delaware State has depth at the running back position this season.

Halfback **Malcolm Williams** (jr.; 5-10, 180), a 2013 preseason All-MEAC First Team selection, is the top returning rusher with 437 yards despite missing two games due to an ankle injury in 2012 (4.9 ypc). Williams had two 100-yard games last season, including 120 vs. FBS Cincinnati.



Malcolm Williams

Dae-Hon Cheung (so.; 5-9, 180) rushed for 410 yards (5.0 ypc) and three touchdowns as a true freshman last season. Cheung rushed for a team season-high 140 yards and two touchdowns vs. Florida A&M in his first career start.

Nagee Jackson (so.; 6-1, 215) had 238 yards rushing and a team-high seven touchdowns on the ground, tops along all MEAC freshmen last season. He also had a 100-yard game (106 vs. So. Carolina State) as a true freshman in 2012.

The last season in which Delaware State had three players with 100-yard games was 1993, when **Phil Anderson, Wendell Watson, MacAdoo Harrison-Dixon** and

Aaron Spears cracked the century mark in a game.

Lamar Shaw (r-jr.; 5-9, 230), **Trey Hall** (r-fr.; 5-11, 195), and former Delaware high school star **Jamaal Jackson** (so.; 5-9, 175) are also expected to tote the rock this season. Jackson rushed for more than 6,000 yards and 83 touchdowns at Hodgson Vo-Tech (Del.) before enrolling at Nassau CC.

HORNETS FEAST ON TURNOVERS

Delaware State was among the nation's most opportunistic Football Championship Subdivision teams last season. The Hornets were second in the MEAC and fourth in the nation with a 1.4 turnover margin in 2012.

Delaware State had 31 takeaways (16 fumble recoveries/15 INTs) and just 16 giveaways (11 lost fumbles/5 INTs) last season.

DSU recorded four takeaways vs. Hampton (3 fum rec.; 1 INT) on Nov. 10. The Hornets had three interceptions vs. South Carolina State on Oct. 13. DSU forced a season high six turnovers at FBS Cincinnati on Sep. 15 (four fumble recoveries, two interceptions) and four (3 INTs; 1 FR) at Norfolk State on Oct. 6. The six forced turnovers at Cincy were the most by a DSU opponent since Howard also committed six in a 10-6 loss to the Hornets in 2008.

The Hornets forced just 13 turnovers for the entire 2011 season (7 INTs; 6 fumble recoveries).

STAYING HOME

Delaware State's 2013 roster includes a total of nine in-state players, second to Maryland (13) for tops among the states. The majority of DSU's First State products are familiar with Delaware Stadium, the site of the annual Delaware Blue-Gold High School All-Star Game. The Hornets' Delaware products are: **Stewart Carey** (Newark), **Morris Frasier** (Felton), **Malik Golson** (Dover), **Darren Helwig** (Dover), **Denzelle Hill** (New Castle), **Jamaal Jackson** (Wilmington), **Brandon Lewis** (Georgetown), **Justin Watson** (Newark) **Matt Watson** (Dover)

THE 2012 HORNETS WERE ...

4 -1	at home
2-4	in road games
0-0	in neutral site games
5-3	in day games
1-2	in night games
5-3	in MEAC games
1-2	in non-conference games
0-1	in overtime games
1-0	on natural grass
5-5	on artificial surfaces
0-1	vs. Top 25 FCS teams
6-4	vs. unranked FCS teams
4-2	when scoring first
2-3	when opponent scores first
3-3	in games decided by seven points or less
3-2	in games decided by 10 or more points
1-1	in games decided by 20 or more points
4-2	when leading after the first qtr.
1-1	when trailing after the first qtr.
2-3	when tied after the first qtr.
5-1	when leading at halftime
1-3	when trailing at the half
0-1	when tied at the half
5-1	when leading after three qtrs.
1-3	when trailing after three qtrs.
0-1	when tied after three qtrs.
4-2	when gaining more total yards
2-3	when opponent gains more yards
1-1	when gaining more rushing yards
5-4	when opponent has more rush yards
4-3	when gaining more passing yards
2-2	when opponent has more pass yards
1-2	when committing more turnovers
5-3	when opponent has more turnovers
2-3	when posting more first downs
4-2	when opponent has more first downs
2-3	when committing more penalties
4-2	when opponent has more penalties
0-0	when penalties are even
4-3	with more possession time

CAPTAINS UP FOR GRABS

Rather than select captains for the season, the Delaware State coaching staff plans to appoint captains for each game this year. QB Nick Elko, LB Ernest Adjei, LB Olusegun Ayanbiola and WR/KR Travis Tarpley served as captains in the opener against VMI. "We will name captains for each contest, based on game and practice performance, attitude, classroom and off-the-field activities," said DSU head coach Kermit Blount. "This has been my philosophy since I became a head coach."

SEASON OPENING SUCCESS

Delaware State is seeking its third straight season opening win. The Hornets defeated VMI in each of the last two opening games under head coach **Kermit Blount**. DSU defeated the Keydets 21-17 on the road in 2011 and 17-10 at home last season. The Hornets have won six of eight season openers since 2005, falling only in 2009 (Florida A&M) and 2010 (Southern-Baton Rouge). This is the first time DSU has faced Delaware in an opening game.

2012 DSU HONORS

Ernest Adjei (LB)

All-MEAC First Team (postseason)

Rodney Gunter

All-MEAC Second Team (postseason)

Nick Elko (QB)

MEAC Offensive Player-of-the-Year

All-MEAC First Team (postseason)

Brandon Cunningham (OL)

All-MEAC Second Team (postseason)

Travis Tarpley (WR/KR)

Sheridan Broadcast Network Black College All-America First

All-MEAC First Team (postseason)

MEAC Offensive Player-of-the-Week (Nov. 12)

2012 Preseason All-MEAC First Team

2012 College Football Performance Award Special Teams "Watch List"

Justin Wilson (WR)

All-MEAC First Team (post season)

2012 Preseason All-MEAC Second Team

Dae-Hon Cheung (RB)

MEAC Rookie-of-the-Week (Oct. 1)

Davon Moore (DB)

All-MEAC First Team (postseason)

MEAC Co-Defensive Player-of-the-Week (Oct. 8)

College Football Performance Awards MEAC

Defensive Back-of-the-Week

Terrick Colston (DB)

All-MEAC Second Team (postseason)

MEAC Rookie-of-the-Week (Oct. 15)

College Football Performance Awards MEAC

Defensive Back-of-the-Week

MEAC Rookie-of-the-Week

Nail Muradymov (OL)

All-MEAC First Team (postseason)

MEAC Offensive Lineman of the Week (Oct. 29)

DSU PUNTER TO ADD DEFENSIVE END TO HIS DUTIES

When the Hornets' ended spring camp last April, Delaware State University defensive coordinator Mike Ketchum suggested punter **Marco Kano** (sr.; Cottbus, Germany) try his hand at defensive end when the team returned in the summer.

"We asked Marco if he was willing to play some defense because of his size (6-6, 240) and athleticism," said Ketchum. "Despite being new to the position, he is a fast learner with good instincts and a tremendous work ethic. I'm confident he will contribute to our defense this season."

Kano, who also serves as a holder on field goals and point-after touchdowns, quickly embraced the challenge of joining the big guys on the defensive line. "I love kicking, but I've always wanted to get more playing time," he said. "This gets me more involved in practice and the game. I'll do anything to help the team."

Kano has ranked fourth in the Mid-Eastern Athletic Conference in punting in each of the last two years. In 2012, he averaged a career-best 39.4 yards per punt, highlighted by seven kicks of 50-or-more yards and 12 that landed or downed inside the opponents' 20-yard line.

He's also a FSC Academic All-America candidate.



HOLD THOSE FLAGS

Delaware State has been the MEAC's least penalized team in three of the last four seasons. The Hornets were second to North Carolina A&T for the fewest penalties in the league in 2012, snapping a string of three straight seasons atop the list. DSU was penalized 68 times for 559 yards last season (50.8 ypg). In 2011, the Hornets were flagged 67 times for 570 yards (51.8 pg). Delaware State was flagged 73 times in 2010 (50.1 ypg) and 71 in 2009 (60.2 ypg).

IN THE RED

Delaware State enjoyed some success when reaching the red zone last season. The Hornets were third in the MEAC with an 79.5% red zone scoring percentage in 2012. DSU has 31 scores, including 19 touch-downs, in 39 red zone chances a year ago. The Hornets were 5-for-5 in the red zone at Morgan State last Oct. 25. Defensively, the Hornets are eighth in the league in the red zone last season. The DSU defense allowed 32 scores, including 20 touchdowns, in 40 red zone chances (80.0%) in 2012.

STINGERS

Delaware State placekicker **Mitchell Ward** (jr.; Birmingham, England) has nailed 32 straight extra points, including 28 in a row last season ... DSU head coach **Kermit Blount** is 2-2 vs. non-MEAC FCS teams since joining the Hornets in 2011 ... Delaware State has dropped out of weekly Heritage Sports Radio Network poll of FCS Black College teams (DSU was eighth in the HSRN preseason poll).

DSU FOOTBALL FACTS

GENERAL INFORMATION

Location	Dover, Del. 19901
Founded	1891
Enrollment	4,100
President	Dr. Harry L. Williams
Faculty Representative	Dr. Jan Blade
Director of Athletics	Candy Young
Nickname	Hornets
Colors	Columbia Blue (PMS 297) & Red (PMS 199)
National Affiliation	NCAA Div. I FCS
Conference	MEAC
Stadium	Alumni Stadium
Capacity	7,000
Surface	Artificial (A-Turf)
Press Box Phone	(302) 857-7651

HISTORY

First Year of Football	1924
All-Time Record	344-385-11
All-Time MEAC Record	124-145-1
Conference Titles (6)	1985, '87, '88, '89, '91, '07
All-Time Playoff Record	0-1

COACHING STAFF

Head Coach	Kermit Blount
Alma Mater	Winston-Salem State/1980
Record at DSU	9-11 (.450)/ two years
Career Record	100-100-3 (.493)
Football Office Phone	(302) 857-7447
Football Office Fax	(302) 857-7555
Assistant Coaches	
Nick Calcutta	Asst. HC/Offensive Line/TEs
Michael Ketchum	Defensive Coordinator/OLBs
Arrington Jones III	Offensive Coordinator/QBs
Jeff Braxton	Defensive Line/Recruiting
Curtis Thomas	Wide Receivers
Tory Woodbury	Running Backs/Special Teams
Lonnie Teasley	Cornerbacks
Don Jones	Safeties
Chuck Poplos	Kickers (volunteer)
Video Coordinator	Shekima Yarbrey
Equipment Manager	Mark Springs
Dir. Sports Medicine	Lori Leary
Administrative Assistant	Edna Piper

TEAM INFORMATION

2012 Overall Record	6-5 (4-1 home, 2-4 away)
2012 MEAC Record	5-3 (3-1 home, 2-2 away)
Conference Finish	T-3rd
Final National Rankings	N/A
Offense	Multiple
Defense	4-3
Lettermen Returning (36)	
Offense	12
Defense	22
Specialists	2
Lettermen Lost (20)	
Offense	12
Defense	8
Specialists	2
Starters Returning/Lost, including specialists (12/14)	
Offense	3/8
Defense	7/4
Specialists	2/0

HORNETS IN MEAC

Delaware State, a charter member of the Mid-Eastern Athletic Conference (MEAC), is in its 44th season of league play. The Hornets have an all-time record of 124-144-1 in MEAC contests. Delaware State has won or shared six MEAC championships. The Hornets claimed outright MEAC titles in 1985, 1989 and 2007, while sharing the crown in 1987, 1988 and 1991. Since winning the MEAC title with an 8-0 record in 2007, Delaware State is 16-29 in league contests.

HORNETS HAVE STABILITY ON THE SIDELINES

The Delaware State coaching staff has remained pretty much intact in the third year of the **Kermit Blount** era. The only change from last season is the addition of safeties coach **Don Jones**. Also during the off-season, Blount promoted former graduate assistant **Lonnie Teasley** to cornerbacks coach.

Nick Calcutta, the assistant head coach, is in his third year as Blount's offensive line coach.

Coordinators **Arrington Jones** (offense) and **Mike Ketchum** (defense) have re-turned to the staff for their third seasons at DSU. Each worked with Blount during his tenure as head coach at Winston-Salem State. Jones, a former member of the NFL's San Francisco 49ers, also served as head coach at Virginia Union University. Ketchum was a head coach at his alma mater, Guilford University. **Tory Woodbury** (running backs) also returns for his third season at DSU. Woodbury was a star quarterback at Winston-Salem State before playing in the NFL for the New York Jets, New Orleans Saints and Buffalo Bills.

Veteran coaches **Curtis Thomas** (wide receivers/special teams) and **Jeff Braxton** (defensive line) also remain on the staff. Thomas, a former star receiver for the Hornets, is in his 14th year on the staff. He has served each of the last three DSU head coaches. Braxton is in his third stint at Delaware State. He returned to the Hornets in 2011 after serving the previous three years as head coach at Cheyney University (Pa.).

Blount has also welcomed the volunteer assistance of former Delaware State standout punter **Chuck Poplos** (1991-94) this season. Poplos, a three-time All-MEAC First Team selection, was inducted into the DSU Athletics Hall-of-Fame in 2012.

TOUGH SLATE

Saturday's visit to Delaware marks the beginning of a brutal three-game stretch to open the season for the Hornets.

Next week (Sep. 14), the Hornets will visit another Colonial Athletic Association power, Towson University at TU's Johnny Unitas Stadium. Towson, ranked 11th in the preseason SportsNetwork FCS poll, opened the 2013 season with a 33-18 victory at FBS Connecticut last week.

The following week (Sep. 21), Delaware State will travel to Fargo, North Dakota to take on two-time defending FCS champion North Dakota State. The Bison kicked off the new season with a late-minute 24 -21 win over FBS Big 12 Kansas State on Aug. 29.

The Hornets will play their fourth straight road game to open the season at MEAC rival Savannah State on Sep. 28.

DSU will play its first home game of the season on Oct. 5 against defending MEAC Bethune-Cookman.

NATIONAL POLLS

2013 Sports Network/Fathead.com FCS Top-25 (preseason)

1. North Dakota State Bison (145) 1-0	3793 1
2. Eastern Washington Eagles (7) 1-0	3564 4
3. Montana State Bobcats 1-0	3319 2
4. Sam Houston State Bearkats 1-0	3267 3
5. Towson Tigers 1-0	2874 11
6. South Dakota State Jackrabbits 1-0	2744 6
7. Central Arkansas Bears 1-0	2557 7
8. Villanova Wildcats 0-1	2470 5
9. Northern Iowa Panthers 1-0	2357 17
10. Georgia Southern Eagles 1-0	2191 9
11. New Hampshire Wildcats 0-0	2112 10
12. Cal Poly Mustangs 1-0	1857 14
13. Montana Grizzlies 1-0	1842 20
14. Eastern Illinois Panthers 1-0	1717 21
15. Richmond Spiders 1-0	1690 15
16. Wofford Terriers 0-1	1527 8
17. Stony Brook Seawolves 0-0	1235 16
18. McNeese State Cowboys 1-0	1213 NR
19. Illinois State Redbirds 0-1	1164 13
20. James Madison Dukes 1-0	1147 19
21. Appalachian State Mountaineers 0-1	841 12
22. Northern Arizona Lumberjacks 0-1	583 18
23. Lehigh Mountain Hawks 0-0	557 22
24. Coastal Carolina Chanticleers 1-0	484 25
25. Bethune-Cookman Wildcats 1-0	420 23

Others receiving votes: Eastern Kentucky 374, Youngstown State 338, Samford 226, Delaware 179, UT Martin 108, Southern Utah 106, Southern Illinois 89, William & Mary 71, Wagner 51, Penn 42, Southeastern Louisiana 41, Colgate 34, Chattanooga 27, Jacksonville State 21, South Dakota 19, Tennessee State 19, Sacramento State 15, Arkansas-Pine Bluff 14, Indiana State 14, Harvard 13, Gardner-Webb 10, The Citadel 10, Albany 9, Tennessee Tech 8, Liberty 7, Weber State 5, Western Illinois 5, Northwestern State 5, Duquesne 5, South Carolina State 4, Prairie View A&M 3, Charleston Southern 2, Florida A&M 1

Heritage Sports Radio Network Black College Football FCS Poll (preseason)

Team (First-place votes); 2012 Record; Points; Prev. rank			
1. Bethune-Cookman Wildcats (12) 1-0	120	2	
2. Alabama A&M Bulldogs	1-0	94	9
3. Florida A&M Rattlers	1-0	83	NR
4. Tennessee State Tigers	0-1	73	3
5. Howard Bison	0-1	64	7
5. Alabama State Hornets	0-1	64	4
7. Jackson State Tigers	0-1	55	6
8. Prairie View A&M Panthers	1-0	39	NR
9. North Carolina A&T Aggies	0-0	36	5
10. Arkansas-Pine Bluff Lions	0-1	34	1

Others receiving votes: Alcorn State 20, South Carolina State 14, Southern 11, Delaware State 5, Morgan State 3.

Sheridan Broadcast Network HBCU Poll (preseason)

Team (First-place votes)	2012 Record
1. Winston-Salem State Rams (19) 1	4-1 235 1
2. Bethune-Cookman Wildcats (9)	9-3 217 3
3. Arkansas-Pine Bluff Golden Lions (2)	10-2 204 2
4. Tuskegee Golden Tigers	10-2 182 4
5. Tennessee State Tigers	8-3 158 5
6. North Carolina A&T Aggies	7-4 124 10
7. Jackson State Tigers	7-5 95 6
8. Alabama State Hornets	7-4 52 7
9. Howard Bison	7-4 39 9
10. South Carolina State Bulldogs	5-6 26 NR

Others receiving votes (in order of points): Alabama A&M 23, Miles College 19, Elizabeth City State 17, Norfolk State 11,

HORNETS EIGHTH IN MEAC PRESEASON POLL

Delaware State has been picked to finish eighth in the 2013 Mid-Eastern Athletic Conference football standings, according to a poll of league head coaches and sports information representatives announced at the annual MEAC Kickoff Luncheon in Norfolk, Va.



The Hornets received a total of 201 points in the preseason poll. Bethune-Cookman is the overwhelming favorite to win its second straight MEAC championship. The Wildcats collected 16 of 21 first place votes and 480 points in the poll.

Delaware State exceeded the preseason MEAC expectations in 2012. The Hornets were tied for third in the final standings with a 5-3 record after a 10th place prediction in the preseason poll last season.

"The preseason polls are good for conversation, but what happens on the field is all that matters," said Delaware State third-year head coach Kermit Blount. "We lost a number of key players from last year, but we have a solid group of veterans returning and some promising newcomers. There are a lot of question marks on our team, and we have great deal of work to do to get ready for the new season."

South Carolina State, North Carolina A&T, North Carolina Central and Florida A&M round out the top five in the 2013 MEAC preseason poll.

2013 MEAC Predicted Order of Finish

1. Bethune-Cookman (16)	480
2. So. Carolina State (2)	365
3. No. Carolina A&T	302
4. No. Carolina Central	260
5. Florida A&M	250
6. Howard	227
7. Norfolk State (1)	222
8. Delaware State	201
9. Hampton (1)	196
10. Morgan State	106
11. Savannah State (1)	52

5 HORNETS NAMED TO PRESEASON ALL-MEAC 1ST TEAM

Five Delaware State players were selected to the preseason All-MEAC First Team: LB Ernest Adjei (sr.); DL Rodney Gunter; DB Terrick Colston (so.); C Brandon Cunningham (sr.); and RB Malcolm Williams.

Adjei, a 2012 All-MEAC First Team pick, Adjei was tied for sixth in the MEAC in tackles at 8.5 per-game last season (93 total).

Gunter was a 2012 All-MEAC Second Team selection. He was tied for seventh in the MEAC in sacks (0.5 pg; 5.5 total) and tops among DSU defensive linemen with 49 tackles (27 solo) last season.

Colston, a 2012 Jerry Rice Award nominee (top FCS freshman), was second on the Hornets and fifth in the MEAC in tackles (8.6 pg; 95 total) a year ago.

A 2012 All-MEAC Second Team selection, Cunningham is the lone returning starter on the Hornets' offensive line.

Williams is the Hornets' top returning rusher with 437 yards despite missing two games due to an ankle injury in 2012. He had two 100-yard games last season, including 120 vs. FBS Cincinnati.

Delaware State free safety Davon Moore (jr.) was named to the 2013 preseason All-MEAC Second Team. A 2012 All-MEAC First Team pick, Moore was third in the league in tackles (8.8 pg; 97 total) and tied for third with four interceptions in 2012. His 175 interception return yards were tops in the MEAC and second among all FCS players last season.

Florida A&M quarterback Damien Fleming and Bethune-Cookman running back Isidore Jackson were selected as the MEAC's 2013 Preseason Co-Offensive Players-of-the-Year; while Bethune-Cookman linebacker Jarkevis Fields was named as the top defensive player.

MID-EASTERN ATHLETIC CONFERENCE

2013 Standings

	MEAC	Overall
Bethune-Cookman	0-0	1-0
Florida A&M	0-0	1-0
Delaware State	0-0	0-0
NCA&T	0-0	0-0
South Carolina State	0-0	0-1
Hampton	0-0	0-1
Morgan State	0-0	0-1
Howard	0-0	0-1
NC Central	0-0	0-1
Norfolk State	0-0	0-1
Savannah State	0-0	0-1

2012 Final Standings

	MEAC		Overall	
	W-L	Pct.	W-L	Pct.
Bethune-Cookman	8-0	1.000	9-3	.750
Howard	6-2	.750	7-4	.636
North Carolina Central	5-3	.625	6-5	.545
Delaware State	5-3	.625	6-5	.545
North Carolina A&T	5-3	.625	7-4	.636
South Carolina State	4-4	.500	5-6	.455
Florida A&M	4-4	.500	4-7	.364
Hampton	3-5	.375	3-7	.300
Norfolk State	2-6	.250	4-7	.364
Morgan State	2-6	.250	3-8	.273
Savannah State	0-8	.000	1-10	.091



2013 Preseason All-MEAC First Team

Offense

QB	Damien Fleming	Florida A&M	Jr.
RB	Isidore Jackson	Bethune-Cookman	Sr.
RB	Malcolm Williams	Delaware State	Jr.
RB	James Owens	Florida A&M	r-Sr.
TE	Joseph Hawkins	Norfolk State	r-Sr.
WR	Lenworth Lennon	Florida A&M	r-Jr.
WR	Simon Hewyard	Savannah State	Sr.
C	Brandon Cunningham	Delaware State	r-Sr.
OL	Alex Monroe	Bethune-Cookman	Sr.
OL	Kevin House	Florida A&M	r-Jr.
OL	Zerrie Patterson	Florida A&M	So.
OL	Joshua Matthews	Howard	Sr.

Defense

DL	LeBrandon Richardson	Bethune-Cookman	Jr.
DL	Damon Gresham Chisholm	Howard	So.
DL	Rodney Gunter	Delaware State	Jr.
DL	Javon Hargrave	SC State	So.
LB	Jarkevis Fields	Bethune-Cookman	Sr.
LB	Ernest Adjei	Delaware State	Sr.
LB	Lynden Trail	Norfolk	r-Jr.
DB	Terrick Colston	Delaware State	So.
DB	Nick Addison	Bethune-Cookman	Jr.
DB	Julien David	Howard	Sr.
DB	D'Vonte Graham	NCA&T	Sr.
P	Nick Belcher	SC State	r-Sr.
PK	Chase Varnadore	Florida A&M	r-So.
Ret.	D'Vonte Gram	NCA&T	Sr.

Preseason Co-Offensive Players of the Year

Damien Fleming (QB) - Florida A&M
Isidore Jackson (RB) - Bethune-Cookman

Preseason Defensive Player of the Year

Jarkevis Fields (LB) - Bethune-Cookman

2013 DSU Preseason All-MEAC Second Team

DB Davon Moore Jr.

2013 DSU Preseason All-MEAC Third Team

RB Dae-Hon Cheung So.
DL Chikezie Ukeje Sr.
DB Joe Boyd Sr.

This Week in the MEAC

Saturday, Sep. 7

Delaware State at Delaware	3:30 NBCSN
SC State at Clemson	2:30
Morgan State at Robert Morris	12:00
Norfolk State at Rutgers	12:00
St. Augustine's at No. Carolina Central	2:00
Tennessee State at Florida A&M	2:00
Morehouse at Howard	4:00
Virginia Union at Bethune-Cookman	4:00
NCA&T at Appalachian State	6:00
Savannah State at Troy	6:00
Hampton at William & Mary	7:00

All Times Eastern

Last Week's Results

Thur., Aug. 29

Western Illinois 41 Hampton 9

Fri., Aug. 30

Army 28 Morgan State 12

Sat., Aug. 31

Duke 45	NC Central 0
E. Michigan 34	Howard 24
Coastal Carolina 27	SC State 20
Maine 23	Norfolk St. 6
Georgia Southern 77	Savannah St. 9

Sun., Sep. 1

Bethune-Cookman 12	Tennessee State 9
Florida A&M 27	Mississippi Valley 10

DELAWARE STATE HEAD COACH KERMIT BLOUNT



Blount is making good on his promise to rebuild the Delaware State University football program.

The 2013 season will mark Blount's third with the Hornets. During his second year at the school, he led DSU to a 6-5 overall record, the team's first winning mark since 2007 and a three-game improvement from the previous season. The 2012 Hornets also posted five Mid-Eastern Athletic Conference (MEAC) wins, four more than the previous year.

Delaware State University quarterback Nick Elko was selected as the 2012 MEAC Offensive Player-of-the-Year, while Travis Tarpley (WR), Justin Wilson (WR), Nail Muradymov (OL), Ernest Adjei (LB) and Davon Moore (DB) were also named to the All-MEAC First Team

In addition, Moore was named to the 2012 College Sports Information Directors and Football Championship Subdivision Athletic Directors All-Academic Teams.

Despite a 3-8 record in Blount's first season with the Hornets, the team showed noticeable improvement on the field and in the classroom. DSU closed out the 2011 season with a 39-36 win over Howard, which featured one of the nation's stingiest defenses entering the contest. The Hornets racked up 412 total yards, including 324 by the pass during the game. The Bison were third among all FCS schools in pass defense (141.3 ypg) and fourth in total defense (288.5 ypg) prior to the contest.

Blount's 2011 Delaware State team was also the most disciplined in the MEAC. The Hornets were No. 1 in the league in fewest penalties (67) and penalty yards (570) last season.

In the classroom, 13 members of the 2011 Hornets earned MEAC Commissioner's All-Academic recognition. The team's combined grade point average also improved by 0.75 percentage points during the season.

Blount has nearly 30 years of collegiate coaching experience, including 16 as the head football coach for Winston-Salem State University in North Carolina.

It didn't take long for Blount to earn the respect of the Hornet players and the Delaware State University family. He quickly became an ambassador for the University and the football program throughout the region, in addition to establishing new academic, training, practice and accountability policies for the team.

Along the way, he found time to attract a top-notch staff of assistant coaches and support personnel to DSU.

Despite just a few weeks to prepare, Blount also directed the Hornets to a successful 2011 spring camp, during which time, new offensive and defensive formations were installed.

During his tenure at Winston-Salem, Coach Blount had a career record 91-87-3, which included his final 2009 season with the Rams in which he led the team to an 8-2 record. He guided the Rams to two Central Intercollegiate Athletic Association (CIAA) Championships and a total of three CIAA Championship game appearances. He also led Winston-Salem to two Pioneer Bowl appearances, one of which the team emerged as the victor (1999).

Blount is the winningest coach in the history of the Winston-Salem State football program. In fact, he reached the top of the list with a 28-27 come-from-behind win against Delaware State in Dover, Del., in 2008. He also led the Rams to 25 percent of their conference championships, directing WSSU to two of its eight conference titles as a head coach and to two more conference titles as a quarterback on the team's 1977 and 1978 squads.

Blount was honored as the CIAA Coach of the Year and as the Washington D.C. Pigskin Coach of the Year, as well as the 100% Wrong Club Coach of the Year - each award in both 1999 and 2000.

Throughout his coaching career, Blount has been associated with programs that have experienced phenomenal success. In all, he has been in a leadership role with teams that have won a total of six conference titles at both the NCAA Division I and Division II levels.

Blount began his coaching career in his home state of Virginia at Armstrong Kennedy High School in Richmond as a quarterbacks coach and assistant offensive coordinator. Following two seasons at the high school level Blount moved on to the collegiate ranks in 1983.

In 1983 he became a graduate assistant and assistant quarterbacks coach at East Carolina University where he would begin his collegiate coaching career.

Following his stint with the Pirates, Blount joined the staff at Howard University, where he assumed the responsibilities of offensive coordinator from 1984-89 under Bison head coach Willie Jeffries.

Soon after his arrival in the nation's capital, Blount's presence was felt as he directed a potent Bison offense to the 1987 Mid-Eastern Athletic Conference (MEAC) Championship. Following his time at Howard, he spent four more years as part of Jeffries' staff at South Carolina State University (MEAC) in Orangeburg, South Carolina before returning to his alma mater, Winston-Salem State University, as the head football coach in 1993.

During his coaching career, Blount and his coaching staffs have been responsible for recruiting and coaching student-athletes that have earned a total of 106 all-conference selections. In addition, Blount has guided a pair of conference player-of-the-year recipients, one All-America selection and a two-time Academic All-America honoree.



DELAWARE STATE HEAD COACH KERMIT BLOUNT, cont.

His focus on academics resulted in more than 20 percent of Winston-Salem State University football scholarship student-athletes earning above a 3.0 GPA during the 2007-08 academic year and 22 football players have been named to the Mid-Eastern Athletic Conference Commissioner's All-Academic team over the span of the last two seasons.

Not only has Blount helped to shape the futures of former student-athletes at WSSU, he has also helped to guide the careers of countless assistant coaches and coordinators. Blount has helped four of his former assistant coaches move on to successful head coaching careers at the collegiate level.

A 1980 graduate of Winston-Salem State University, Blount enjoyed a fruitful playing career as a Ram. As a four-year starter at quarterback at WSSU, Blount guided the Rams to back-to-back CIAA titles in 1977 and 1978 earning all-conference and All-America honors along the way. The 1978 All-American sat atop the WSSU record books for more than 25 years before his 3,330 career passing yards were surpassed in 2004.

A native of Richmond, Va., Blount has a Bachelor of Science in Health and Physical Education from Winston-Salem State University.

Kermit and wife Ava have two grown children, April and Bryan.

Blount vs. All-Opponents

Bethune-Cookman	2-2
Bowie State	5-3
Carson-Newman	1-3
Catawba	0-4
Cincinnati	0-1
Coastal Carolina	0-2
Delaware	0-2
Delaware State	1-2
Elizabeth City State	7-3
Fayetteville State	8-5-1
Florida A&M	1-5
Fort Valley State	2-0
Grambling State	0-2
Hampton	3-4
Howard	3-5
Johnson C. Smith	12-1
Livingstone	9-3-1
Morgan State	3-3
North Carolina A&T	2-10
North Carolina Central	9-9
North Dakota State	0-0
Norfolk State	2-6-1
Savannah State	2-1
Shaw	1-0
South Carolina State	2-7
Southern Ill.-Carbondale	0-1
St. Augustine's	4-0
Towson	0-0
Tuskegee	1-3
UC Davis	0-1
Virginia Military Institute	2-0
Virginia State	5-6
Virginia Union	11-4
West Virginia Tech.	1-0
Wofford	1-0

TOTAL 100-100-3

WINNING % (.493)

Bold indicates 2013 opponent

KERMIT BLOUNT YEAR-BY-YEAR

1993 WSSU 6-4-1	.545
1994 WSSU 6-5	.545
1995 WSSU 4-4-2	.400
1996 WSSU 4-7	.364
1997 WSSU 6-4	.600
1998 WSSU 5-5	.500
1999 WSSU 8-3*	.727
2000 WSSU 9-3*	.750
2001 WSSU 8-3	.727
2002 WSSU 4-6	.400
2003 WSSU 7-3	.700
2004 WSSU 4-6	.400
2005 WSSU 6-4	.600
2006 WSSU 4-7	.364
2007 WSSU 6-5	.545
2008 WSSU 3-8	.273
2009 WSSU 1-10	.091
2011 DSU 3-8	.273
2012 DSU 6-5	.600

TOTAL 100-100-3 .493

* Denotes CIAA Champions

DELAWARE STATE HEAD COACH KERMIT BLOUNT, cont.

KERMIT BLOUNT'S YEAR-BY-YEAR RESULTS

1993 to 2009 at Winston-Salem State

1993 (6-4-1)

at Elizabeth City	47-6 W
North Carolina A&T	49-21 L
at Howard	31-10 L
at Livingstone	35-20 W
at Fayetteville State	20-17 W
Norfolk State	54-54 T
North Carolina Central	46-28 W
at Bowie State	24-13 L
Johnson C. Smith	23-6 W
at Virginia Union	35-27 W
Virginia State	48-28 W

1994 (6-5)

vs. S. Carolina State	48-27 L
at North Carolina A&T	53-7 L
at Johnson C. Smith	51-25 W
Livingstone	17-12 W
Fayetteville State	39-28 L
at Norfolk State	50-48 L
Bowie State	40-14 W
at North Carolina Central	21-6 W
Wofford	23-10 W
Virginia Union	56-14 W
vs. Virginia State	38-35 L

1995 (4-4-2)

Ft. Valley State	33-6 W
North Carolina A&T	45-21 L
Elizabeth City	21-19 L
at Livingstone	17-17 T
at Fayetteville State	17-17 T
Johnson C. Smith	28-12 W
North Carolina Central	42-19 L
at Bowie State	20-7 L
at Virginia Union	43-0 W
Virginia State	20-14 W

1996 (4-7)

at Ft. Valley State	15-10 W
at North Carolina A&T	31-7 L
at Elizabeth City	14-11 L
at Southern Illinois	48-18 L
Fayetteville State	6-0 W
Livingstone	39-6 L
at North Carolina Central	28-0 L
at Virginia State	17-15 L
at Johnson C. Smith	14-6 L
Virginia Union	21-14 W
Norfolk State	13-7 W

1997 (6-4)

North Carolina A&T	27-7 L
Savannah State	27-24 W
at Virginia Union	13-6 W
at Fayetteville State	18-16 L
at Livingstone	41-7 L
North Carolina Central	30-29 L
Virginia State	21-12 W
Johnson C. Smith	40-7 W
Elizabeth City	48-0 W
at Bowie State	21-0 W

1998 (5-5)

at Catawba	10-7 L
at North Carolina A&T	20-12 L
Virginia Union	21-0 W
Fayetteville State	17-14 W
Livingstone	38-33 L
at North Carolina Central	43-8 W
at Virginia State	41-22 L
at Johnson C. Smith	29-19 W
at Elizabeth City	28-6 W
vs. Grambling State	35-28

1999 CIAA Champs (8-3)

Catawba	17-14 L
North Carolina A&T	20-7 L
at Virginia Union	17-0 W
at Fayetteville State	44-0 W
vs. Livingstone	34-0 W
North Carolina Central	20-7 W
Virginia State	17-14 W
Johnson C. Smith	25-6 W
Elizabeth City State*	21-6 W
vs. Grambling State	25-23 L
vs. Tuskegee\$	23-7 W

* CIAA Championship
\$ Pioneer Bowl

2000 CIAA Champs (9-3)

at South Carolina State	39-28 W
Bowie State	40-6 W
at Hampton	40-6 L
Virginia Union	34-19 W
Fayetteville State	28-14 W
Livingstone	28-7 W
at North Carolina Central	28-19 W
at Virginia State	20-13 L
at Johnson C. Smith	44-12 W
at Elizabeth City State	44-0 W
vs. Virginia Union*	31-28 W
vs. Tuskegee**	12-9 L

* CIAA Championship

** Pioneer Bowl

2001 (8-3)

Carson-Newman	27-16 W
at Tuskegee	30-23 L
at Bowie State	17-14 W
at Virginia Union	24-22 L
at Fayetteville State	14-2 W
at Livingstone	31-0 W
North Carolina Central	14-0 W
Virginia State	44-10 W
Johnson C. Smith	17-0 W
Elizabeth City State	45-6 W
Virginia Union*	31-24 L
CIAA Championship	

2002 (4-6)

at Carson-Newman	47-35 L
Tuskegee	36-15 L
at Bowie State	24-12 W
Virginia Union	18-15 L
Fayetteville State	30-26 L
Livingstone	23-6 W
at North Carolina Central	23-12 W
at Virginia State	12-7 L
at Johnson C. Smith	49-0 W
at Elizabeth City State	15-14 L

2003 (7-3)

Carson-Newman	21-14 L
vs. Ft. Valley State	27-21 W
Virginia State	33-27 W
at West Virginia Tech.	35-33 W
at Virginia Union	29-17 L
at Fayetteville State	22-14 L
at Livingstone	42-23 W
North Carolina Central	47-0 W
Johnson C. Smith	38-0 W
St. Augustine's	54-19 W

DSU ALL-TIME COACHING WINS

Bill Collick (1985-96)	81
Edward Jackson (1933-45; 53-55)	47
Al Lavan (2004 — present)	41
Arnold Jeter (1967-74)	25
Joe Purzycki (1981-84)	21
Edmond Wyche (1975-80)	18
Bennie J. George (1956-59)	17
Ben Blacknall (2000-2003)	16
Thomas Conrad (1946-49)	15
Roy D. Moore (1961-64)	15

DELAWARE STATE HEAD COACH KERMIT BLOUNT, cont.

KERMIT BLOUNT'S YEAR-BY-YEAR RESULTS

2004 (4-6)

at Carson-Newman	48-32 L
Ft. Valley State	21-19 L
Tusculum	37-20 L
Virginia Union	20-13 W
at Bowie State	7-6 L
Fayetteville State	21-14 L
Livingstone	31-21 W
at North Carolina Central	35-33 L
at Johnson C. Smith	31-20 W
at St. Augustine's	31-13 W

2005 (6-4)

Catawba College	20-10 L
at Howard	20-6 L
at South Carolina State	52-12 L
Elizabeth City State	24-23 W
at Virginia Union	31-0 W
at Fayetteville State	26-24 W
at Livingstone	42-14 W
North Carolina Central	20-17 L
Johnson C. Smith	28-9 W
Saint Augustine's	35-33 W

2006 (4-7)

at Catawba College	21-7 L
at North Carolina A& T	41-14 W
South Carolina State	35-6 L
at Florida A&M	25-21 L
Coastal Carolina	31-12 L
Howard	12-0 W
at Bethune-Cookman	10-6 L
at Savannah State	38-6 W
at #17 Hampton	13-3 L
Saint Augustine's	26-6 W
at Norfolk State	31-14 L

2007 (6-5)

North Carolina A&T	28-7 W
at Coastal Carolina	28-21 L
at Morgan State	19-17 W
at South Carolina State	20-7 L
at Howard	24-21 (ot) L
vs. Florida A&M	27-23 W
at Bethune-Cookman	14-9 W
Hampton	20-19 W
#13 Delaware State	23-20 L
North Carolina Central	35-10 W
Norfolk State	23-20 L

2008 (3-8)

at North Carolina A&T	14-8 L
Savannah State	16-13 L
Morgan State	21-7 L
South Carolina State	43-17 L
Howard	34-10 W
at Florida A&M	23-0 L
Bethune-Cookman	27-6 L
at Hampton	35-30 W
at Delaware State	27-26 W
at North Carolina Central	23-16 L
Norfolk State	17-14 L

2009 (1-10)

North Carolina A&T	19-10 L
Florida A&M	34-10 L
Morgan State*	16-10 L
at South Carolina State	27-10 L
at Howard	7-3 L
at UC Davis	45-14 L
at Bethune-Cookman	16-10 W
Hampton	16-13 L
Delaware State	24-21 L
North Carolina Central	18-10 L
at Norfolk State	28-21 L

*Giants Stadium - E. Rutherford, N.J.

at Delaware State

2011 (3-8)

at VMI	24-21 W
SHAW	31-27 W
at Delaware	0-45 L
at SC State	0-69 L
at Florida A&M	7-34 L
NORFOLK STATE	21-38 L
at NCA&T	24-42 L
MORGAN STATE	0-12, L
NC CENTRAL	7-14, L
at Hampton	6-42, L
HOWARD	39-36, W

2012 (6-4)

VMI	17-10, W
at Delaware	38-14, L
at Cincinnati	7-23, L
FLORIDA A&M*	22-24, L
at Norfolk State*	20-17, W
SC STATE*	31-17, W
NCA&T*	24-0, W
at Morgan State*	28-23, W
at NC Central*	23-20, L (OT)
HAMPTON	35-27, W
at Howard	34-41, L

DELAWARE STATE UNIVERSITY ATHLETICS 2013 FOOTBALL DEPTH CHART

(As of Aug. 30, 2013)

OFFENSE

X/WR	11-Milton Williams (jr.; 6-3/200) 80-Morris Frasier (r-so.; 6-2/210)
Z/WR	15-Joseph "Bo" Ceravolo (r-so.; 6-1/190) 81- Tiyahnn Bryant (fr.; 6-2/180)
LT	79-Dimitri Hill (so.; 6-5/325) 77-Ernest Mengoni (fr.; 6-3/285)
LG	74-Clark McCready (so.; 6-4/275) 64-Xavier Jones (r-fr.; 6-2/300)
C	63-Brandon Cunningham (r-sr.; 6-2/285) 55-Patrick Phillips (fr.; 6-0/285)
RG	77-Ernest Mengoni (fr.; 6-3/285) 78-Sal Carrero (jr.; 6-5/315)
RT	73-Jerron Searles (r-fr.; 6-5/270) 72-Keevon Prather (r-fr.; 6-3/290)
TE	88-Gabe Sherrod f(fr.; 6-3/210) 7-Aris Scott (fr.; 5-11/180)
RB	2-Malcolm Williams (jr.; 5-10/175) 30-Dae-Hon Cheung (so.; 5-10/170)
FB	22-Lamar Shaw (r-jr.; 5-9/230) 34-Nagee Jackson (so.; 6-2/220)
QB	6-Cory Murphy (sr.; 6-2/205) 16-Esayah Obado (r-fr.; 6-3/210)
PK	35-Mitchell Ward (jr.; 6-1/180) 39-Jeremiah McGeough (fr.; 6-1/170)
P	83-Marco Kano (sr.; 6-6/240) 39-Jeremiah McGeough (fr.; 6-1/170)
HLD	83-Marco Kano (sr.; 6-6/240) 6-Cory Murphy (sr.; 6-2/205)

DEFENSE

END	95-Rodney Gunter (jr.; 6-5/305) 92-Frankie Glenn (so.; 6-2/300)
NOSE	99-Shubasz Gordon (jr.; 6-3/290) 98-Jamal Douglas (jr.; 6-1/295)
END	96-Chikezie Ukeje sr.; 6-3/290) 97-Tarique Anderson (so.; 6-5/250)
TED	48-Elbie Williams (jr.; 6-0/230) 90-Corey Barnes (so.; 6-4/260)
MIKE	53-Ernest Adjei sr.; 6-0/230) 54-Stewart Carey (jr.; 6-0/230)
BOB	10-Willie Bolden (r-fr.; 6-1/205) 56-Mike Davis (r-jr.; 5-11/205)
ROVR	17-Rashawn Barrett (so.; 6-1/200) 21-Joe Boyd (sr.; 6-0/195)
FREE	44-Davon Moore (jr.; 5-11/205) 20-Kevin Rowan (fr.; 6-1/180)
HRNT	29-Terrick Colston (so.; 6-1/190) 26-Gary Melton (fr.; 5-10/175)
CB	32-Cameren Judge (jr.; 5-10/180) 24-Willie Burton (fr.; 5-9/165)
CB	19-J.R. Robinson (so.; 5-11/185) 36-Cory Scott (jr.; 6-1/190)

SPECIALISTS

LS	63-Brandon Cunningham (r-sr.; 6-2/285) 94-Keith Hunter (sr.; 6-2/230) 77-Ernest Mengoni (fr.; 6-2/285)
KOR	2-Malcolm Williams (jr.; 5-10; 175) 11-Milton Williams (jr.; 6-3, 200) 7-Aris Scott (fr.; 5-11, 180) 4-Malik Golson (r-fr.; 5-9/180)
PR	2-Malcolm Williams (jr.; 5-10/175) 4-Malik Golson (r-fr.; 5-9/180) 11-Milton Williams (jr.; 6-3/200)

PRONUNCIATION GUIDE

4	Malik Golson	Muh-leek	53	Ernest Adjei	Ah-jay
5	Jamaal Jackson	Juh-mehl	72	Keevon Prather	Kee-vahn Prath-er
7	Aris Scott	Air-es	77	Ernest Mengoni	Men-go-nee
15	Joseph Ceravolo	Sare-ah-vah-lo	78	Sal Carrero	Kuh-rare-oh
16	Esayah Obado	Ee-sy-ah Oo-bah-doh	79	Dimitri Hill	Duh-mee-tree
25	Nagee Jackson	Nah-jee	81	Tiyahnn Bryant	Ty-ahn
29	Terrick Colston	Tare-ick	83	Marco Kano	Kay-noh
30	Dae-Hon Cheung	Day-hahn Chee-ung	96	Chikezie Ukeje	Chuh-kee-zee Uh-kay-zee
39	Jeremiah McGeough	Muh-gee-oh	99	Shubasz Gordon	Shuh-bazz

2013 DELAWARE STATE UNIVERSITY FOOTBALL ROSTER**Numerical**

No.	Name	POS	HT/WT	YR	HOMETOWN/PREVIOUS SCHOOL
2	Malcolm Williams	RB	5-10/175	JR	Reading, Pa./Reading Senior HS
4	Malik Golson	WR	5-9/180	r-FR	San Diego, Cal./Smyrna HS
5	Jamaal Jackson	RB	5-9/175	r-SO	Wilmington, Del./Nassau CC
6	Cory Murphy	QB	6-1/205	SR	Santa Clara, Cal./Foothill JC
7	Aris Scott	WR	5-11/180	FR	Harrisburg, Pa./Central Dauphin East HS
8	Emmett Hunt	QB	6-1/215	FR	Coatesville, Pa./Coatesville HS
10	Willie Bolden	DB	6-1/205	r-FR	Brunswick, Ga./Brunswick HS
11	Milton Williams	WR	6-3/200	JR	Washington, D.C./Frederick Douglas HS
12	Garrison Duncan	QB	6-2/215	FR	Kernersville, N.C./E. Forsyth HS
15	Joseph "Bo" Ceravolo	WR	6-0/190	r-SO	Venice, Fla./Venice HS
16	Esayah Obado	QB	6-3/210	r-FR	Hamilton, N.J./Nottingham HS
17	Rashawn Barrett	DB	6-1/200	SO	Montclair, N.J./Montclair HS
18	Marlon Kelly	WR	6-2/195	r-SO	Miami, Fla./Dr. Krop HS
19	Ronald "JR" Robinson	DB	5-11/185	SO	Jersey City, N.J./St. Peter's Prep
20	Kevin Rowan	DB	6-1/180	FR	Bladensburg, Md./Bladensburg HS
21	Joe Boyd	DB	6-0/195	SR	Ft. Washington, Md./Friendly HS
22	Lamar Shaw	RB	5-9/230	r-JR	Mt. Vernon, N.Y./Mot Vernon HS
23	Trey Hall	RB	5-11/195	r-FR	Beaver Falls, Pa./Beaver Falls HS
24	Willie Burton	DB	5-9/165	FR	Washington Twp., N.J./Timber Creek HS
25	Nagee Jackson	RB	6-2/220	SO	Gainesville, Ga./Fork Union M.A.
26	Gary Melton, Jr.	DB	5-10/175	FR	Trenton, N.J./Cedar Creek HS
28	Isaiah Simpson	DB	5-11/185	SO	New Brunswick, N.J./New Brunswick HS
29	Terrick Colston	DB	6-1/190	SO	Lakeland, Fla./Kathleen HS
30	Dae-Hon Cheung	RB	5-10/170	SO	Coatesville, Pa./Coatesville HS
32	Cameren Judge	DB	5-10/180	JR	New Britain, Conn./Lackawanna JC
35	Mitchell Ward	PK	6-1/180	JR	Binghamton, Eng./Dougherty HS (Cal.)
36	Cory Scott	DB	6-1/190	JR	Mt. Vernon, N.Y./Mt. Vernon HS
39	Jeremiah McGeough	P/PK	6-1/170	FR	Danville, Va./Geo. Washington HS
40	Justin Watson	LB	5-11/245	FR	Newark, Del./Eastern Christian Acad.
41	Alex Wright	FB	5-10/230	FR	Richmond, Va./Benedictine HS
43	Raphael Whittingham	LB	6-3/205	FR	Brooklyn, N.Y./Canarsie HS
44	Davon Moore	DB	5-11/205	JR	Mt. Vernon, N.Y./Mt. Vernon HS
45	Alex Perry	LB	5-11/225	JR	Jacksonville, Fla./First Coast HS
47	Troye Cornwall	LB	6-0/210	JR	Mt. Vernon, N.Y./Mt. Vernon HS
48	Elbie Williams	LB	6-0/230	JR	Bowie, Md./DeMatha HS
50	Aaron Spencer	DB	6-0/220	FR	Camden, N.J./Woodrow Wilson
52	Brandon Lewis	LB	6-0/230	FR	Georgetown, Del./Sussex Central HS
53	Ernest Adjei	LB	6-0/230	SR	Woodbridge, Va./Gar-Field HS
54	Stewart Carey	LB	6-0/230	JR	Newark, Del./Newark HS
55	Patrick Phillips	OL	6-0/285	FR	Ocean City, Md./Stephen Decatur HS
56	Mike Davis	LB	5-11/205	r-JR	Indian Head, Md./Lackey HS
58	Michael Glass	LB	5-10/205	FR	Laurel, Md./Laurel HS
63	Brandon Cunningham	C	6-2/285	SR	Lumberton, N.J./Rancocas Valley HS
64	Xavier Jones	OL	6-2/300	r-FR	Burlington, N.J./Burlington Twp. HS
68	Denzelle Hill	OL	6-2.330	FR	New Castle, Del./William Penn HS

DSU NUMERICAL ROSTER, cont.

70	Justin Cook	OL	6-4/300	FR	Salisbury, Md./Wicomico HS
72	Keevon Prather	OL	6-3/290	r-FR	Temple Hills, Md./Crossland HS
73	Jerron Searles	OL	6-5/275	r-FR	Atlantic City, N.J./Atlantic City HS
74	Clark McCready	OL	6-4/275	SO	Hollidaysburg, Pa./Hollidaysburg Area HS
76	Darren Helwig	OL	6-5/295	FR	Dover, Del./Smyrna HS
77	Ernest Mengoni	OL	6-3/285	FR	Eynan, Pa./Valley View HS
78	Sal Carrero	OL	6-5/315	JR	Boston, Mass./ASA College (N.Y.)
79	Dimitri Hill	OL	6-5/325	SO	Waldorf, Md./Westlake HS
80	Morris Frasier	WR	6-2/210	r-SO	Felton, Del./Lake Forest HS
81	Tiyahnn Bryant	WR	6-2/180	FR	East Orange, N.J./East Orange Campus
83	Marco Kano	P/DL	6-6/235	SR	Cottbus, Ger./Pueckler-Gymnasium
84	Matt Watson	WR	5-6/160	FR	Dover, Del./Dover HS
85	Nate Ortiz	TE	6-3/225	r-FR	Jersey City, N.J./St. Anthony's HS
88	Gabriel Sherrod	WR	6-3/210	r-FR	Perryville, Md./Perryville HS
89	Jerimiah Williams	WR	6-2/195	FR	Washington, D.C./McKinley Tech HS
90	Corey Barnes	DL	6-4/260	SO	Virginia Beach, Va./Nansemond HS
91	Will Womack	DL	6-4/240	FR	Richmond, Va./Hargrave Military Acad.
92	Frankie Glenn	DL	6-2/300	SO	Titusville, Fla./Astronaut HS
93	Nick Nelson	DL	6-4/245	r-FR	Dumfries, Va./Potomac HS
94	Keith Hunter	DL	6-2/230	SR	Windsor, Conn./Windsor HS
95	Rodney Gunter	DL	6-5/305	JR	Lake Hamilton, Fla./Haines City HS
96	Chikezie Ukeje	DL	6-3/290	SR	Staten Island, N.Y./Port Richmond HS
97	Tarique Anderson	DL	6-5/250	SO	Toronto, Ont./Fork Union Military Acad.
98	Jamal Douglas	DL	6-1/295	JR	Bartow, Fla./Bartow Senior HS
99	Shubasz Gordon	DL	6-3/290	JR	Bloomfield, Conn./Lackawanna JC

Coaching Staff

Head Coach: Kermit Blount (Winston-Salem State, '80) – Third year

Assistants: Nick Calcutta (Millersville, '82) – Assistant Head Coach/Offensive Line/Tight Ends – Sixth year

Arrington Jones (Winston-Salem State, '81) – Offensive Coordinator/QBs – Third year

Michael Ketchum (Guilford, '78) – Defensive Coordinator/LBs – Third year

Curtis Thomas (Delaware State, '96) – Wide Receivers/Special Teams – 14th year

Jeff Braxton (Salisbury State, '87) – Defensive Line – Eighth year

Tory Woodbury (Winston-Salem State, '00) – Running Backs – Third year

Lonnie Teasley (Winston-Salem State, '08) – Safeties – Second Year

Don Jones (Westfield State, 11) – Cornerbacks – First year

Pronunciation Guide

4	Malik Golson	Muh-leek
5	Jamaal Jackson	Juh-mehl
7	Aris Scott	Air-es
15	Joseph Ceravolo	Sare-ah-vah-lo
16	Esayah Obado	Ee-sy-ah Oo-bah-doh
25	Nagee Jackson	Nah-jee
29	Terrick Colston	Tare-ick
30	Dae-Hon Cheung	Day-hahn Chee-ung
39	Jeremiah McGeough	Muh-gee-oh
53	Ernest Adjei	Ah-jay
72	Keevon Prather	Kee-vahn Prath-er
77	Ernest Mengoni	Men-go-nee
78	Sal Carrero	Kuh-rare-oh
79	Dimitri Hill	Duh-mee-tree
81	Tiyahnn Bryant	Ty-ahn
83	Marco Kano	Kay-noh
96	Chikezie Ukeje	Chuh-kee-zee Uh-kay-zee
99	Shubasz Gordon	Shuh-bazz

2013 DELAWARE STATE UNIVERSITY FOOTBALL ROSTER

Alphabetical

No.	Name	POS	HT/WT	YR	HOMETOWN/PREVIOUS SCHOOL
53	Ernest Adjei	LB	6-0/230	SR	Woodbridge, Va./Gar-Field HS
97	Tarique Anderson	DL	6-5/250	SO	Toronto, Ont./Fork Union Military Acad.
90	Corey Barnes	DL/LB	6-4/260	SO	Virginia Beach, Va./Nansemond HS
17	Rashawn Barrett	DB	6-1/200	SO	Montclair, N.J./Montclair HS
10	Willie Bolden	DB	6-1/205	r-FR	Brunswick, Ga./Brunswick HS
21	Joe Boyd	DB	6-0/195	SR	Ft. Washington, Md./Friendly HS
1	Tiyahnn Bryant	WR	6-2/180	FR	East Orange, N.J./East Orange Campus
4	Willie Burton	DB	5-9/165	FR	Washington Twp., N.J./Timber Creek HS
15	Joseph "Bo" Ceravolo	WR	6-0/190	r-SO	Venice, Fla./Venice HS
78	Sal Carrero	OL	6-5/315	JR	Boston, Mass./ASA College (N.Y.)
54	Stewart Carey	LB	6-0/230	JR	Newark, Del./Newark HS
30	Dae-Hon Cheung	RB	5-10/170	SO	Coatesville, Pa./Coatesville HS
29	Terrick Colston	DB	6-1/190	SO	Lakeland, Fla./Kathleen HS
70	Justin Cook	OL	6-4/300	FR	Salisbury, Md./Wicomico HS
47	Troye Cornwall	LB	6-0/210	JR	Mt. Vernon, N.Y./Mt. Vernon HS
63	Brandon Cunningham	C	6-2/285	SR	Lumberton, N.J./Rancocas Valley HS
56	Mike Davis	LB	5-11/205	r-JR	Indian Head, Md./Lackey HS
98	Jamal Douglas	DL	6-1/295	JR	Bartow, Fla./Bartow Senior HS
12	Garrison Duncan	QB	6-2/215	FR	Kernersville, N.C./E. Forsyth HS
80	Morris Frasier	WR	6-2/210	r-SO	Felton, Del./Lake Forest HS
58	Michael Glass	LB	5-10/205	FR	Laurel, Md./Laurel HS
92	Frankie Glenn	DL	6-2/300	SO	Titusville, Fla./Astronaut HS
4	Malik Golson	WR	5-9/180	r-FR	San Diego, Cal./Smyrna HS
99	Shubasz Gordon	DL	6-3/290	JR	Bloomfield, Conn./Lackawanna JC
95	Rodney Gunter	DL	6-5/305	JR	Lake Hamilton, Fla./Haines City HS
23	Trey Hall	RB	5-11/195	r-FR	Beaver Falls, Pa./Beaver Falls HS
76	Darren Helwig	OL	6-5/295	FR	Dover, Del./Smyrna HS
68	Denzelle Hill	OL	6-2.330	FR	New Castle, Del./William Penn HS
79	Dimitri Hill	OL	6-5/325	SO	Waldorf, Md./Westlake HS
8	Emmett Hunt	QB	6-1/215	FR	Coatesville, Pa./Coatesville HS
94	Keith Hunter	DL	6-2/230	SR	Windsor, Conn./Windsor HS
5	Jamaal Jackson	RB	5-9/175	r-SO	Wilmington, Del./Nassau CC
25	Nagee Jackson	RB	6-2/220	SO	Gainesville, Ga./Fork Union M.A.
64	Xavier Jones	OL	6-2/300	r-FR	Burlington, N.J./Burlington Twp. HS
32	Cameren Judge	DB	5-10/180	JR	New Britain, Conn./Lackawanna JC
83	Marco Kano	P/DL	6-6/240	SR	Cottbus, Ger./Pueckler-Gymnasium
18	Marlon Kelly	WR	6-2/195	r-SO	Miami, Fla./Dr. Krop HS
52	Brandon Lewis	LB	6-0/230	FR	Georgetown, Del./Sussex Central HS
74	Clark McCready	OL	6-4/275	SO	Hollidaysburg, Pa./Hollidaysburg Area HS
39	Jeremiah McGeough	P/PK	6-1/170	FR	Danville, Va./Geo. Washington HS
26	Gary Melton, Jr.	DB	5-10/175	FR	Trenton, N.J./Cedar Creek HS
77	Ernest Mengoni	OL	6-3/285	FR	Eynan, Pa./Valley View HS
44	Davon Moore	DB	5-11/205	JR	Mt. Vernon, N.Y./Mt. Vernon HS
6	Cory Murphy	QB	6-1/205	SR	Santa Clara, Cal./Foothill JC
93	Nick Nelson	DL	6-4/245	r-FR	Dumfries, Va./Potomac HS

DSU ALPHABETICAL ROSTER, cont.

16	Esayah Obado	QB	6-3/210	r-FR	Hamilton, N.J./Nottingham HS
85	Nate Ortiz	TE	6-3/225	r-FR	Jersey City, N.J./St. Anthony's HS
45	Alex Perry	LB	5-11/225	JR	Jacksonville, Fla./First Coast HS
55	Patrick Phillips	OL	6-0/285	FR	Ocean City, Md./Stephen Decatur HS
72	Keevon Prather	OL	6-3/290	r-FR	Temple Hills, Md./Crossland HS
19	Ronald "JR" Robinson	DB	5-11/185	SO	Jersey City, N.J./St. Peter's Prep
20	Kevin Rowan	DB	6-1/180	FR	Bladensburg, Md./Bladensburg HS
7	Aris Scott	WR	5-11/180	FR	Harrisburg, Pa./Central Dauphin East HS
36	Cory Scott	DB	6-1/190	JR	Mt. Vernon, N.Y./Mt. Vernon HS
73	Jerron Searles	OL	6-5/275	r-FR	Atlantic City, N.J./Atlantic City HS
22	Lamar Shaw	RB	5-9/230	r-JR	Mt. Vernon, N.Y./Mot Vernon HS
88	Gabriel Sherrod	WR	6-3/210	r-FR	Perryville, Md./Perryville HS
28	Isaiah Simpson	DB	5-11/185	SO	New Brunswick, N.J./New Brunswick HS
50	Aaron Spencer	DB	6-0/220	FR	Camden, N.J./Woodrow Wilson
96	Chikezie Ukeje	DL	6-3/290	SR	Staten Island, N.Y./Port Richmond HS
35	Mitchell Ward	PK	6-1/180	JR	Binghamton, Eng./Dougherty HS (Cal.)
40	Justin Watson	LB	5-11/245	FR	Newark, Del./Eastern Christian Acad.
84	Matt Watson	WR	5-6/160	FR	Dover, Del./Dover HS
43	Raphael Whittingham	LB	6-3/205	FR	Brooklyn, N.Y./Canarsie HS
48	Elbie Williams	LB	6-0/230	JR	Bowie, Md./DeMatha HS
89	Jerimiah Williams	WR	6-2/195	FR	Washington, D.C./McKinley Tech HS
2	Malcolm Williams	RB	5-10/175	JR	Reading, Pa./Reading Senior HS
11	Milton Williams	WR	6-3/200	JR	Washington, D.C./Frederick Douglas HS
91	Will Womack	DL	6-4/240	FR	Richmond, Va./Hargrave Military Acad.
41	Alex Wright	FB	5-10/230	FR	Richmond, Va./Benedictine HS

Coaching Staff

Head Coach: Kermit Blount (Winston-Salem State, '80) – Third year

Assistants: Nick Calcutta (Millersville, '82) – Assistant Head Coach/Offensive Line/Tight Ends – Sixth year

Arrington Jones (Winston-Salem State, '81) – Offensive Coordinator/QBs – Third year

Michael Ketchum (Guilford, '78) – Defensive Coordinator/LBs – Third year

Curtis Thomas (Delaware State, '96) – Wide Receivers/Special Teams – 14th year

Jeff Braxton (Salisbury State, '87) – Defensive Line – Eighth year

Tory Woodbury (Winston-Salem State, '00) – Running Backs – Third year

Lonnie Teasley (Winston-Salem State, '08) – Safeties – Second Year

Don Jones (Westfield State, '11) - Cornerbacks – First Year

Pronunciation Guide

4	Malik Golson	Muh-leek
5	Jamaal Jackson	Juh-mehl
7	Aris Scott	Air-es
15	Joseph Ceravolo	Sare-ah-vah-lo
16	Esayah Obado	Ee-sy-ah Oo-bah-doh
25	Nagee Jackson	Nah-jee
29	Terrick Colston	Tare-ick
30	Dae-Hon Cheung	Day-hahn Chee-ung
39	Jeremiah McGeough	Muh-gee-oh
53	Ernest Adjei	Ah-jay
72	Keevon Prather	Kee-vahn Prath-er
77	Ernest Mengoni	Men-go-nee
78	Sal Carrero	Kuh-rare-oh
79	Dimitri Hill	Duh-mee-tree
81	Tiyahnn Bryant	Ty-ahn
83	Marco Kano	Kay-noh
96	Chikezie Ukeje	Chuh-kee-zee Uh-kay-zee
99	Shubasz Gordon	Shuh-bazz

DSU VS. DELAWARE—LAST MEETING

DELAWARE 38 DELAWARE STATE 14
DELAWARE STADIUM – NEWARK, DEL.
SEP. 8, 2012

Delaware State outgained host Delaware by 71 yards and won the time of possession battle by nearly 11 minutes, but was undone by key mistakes in a 38-14 loss to the #15 Hens in the First State Rivalry Tubby Raymond Field today. The Hornets were plagued by two interceptions, one returned for a touchdown, a blocked field goal attempt and several costly penalties. Delaware State racked up 353 total yards in the contest, its best showing in four meetings against the Hens. The Hornets had 298 yards passing, but were held to 55 yards on the ground. Delaware recorded 282 total yards. The Hens posted 155 yards passing and 127 rushing. Delaware State appeared headed for a score on the opening drive of the game, but was denied due to a special teams mistake. The Hornets drove 63 yards on 12 plays to the UD 12-yard line, but Mitchell Ward's 29-yard field goal attempt was blocked by Delaware's Marcus Burley. The Hornets had four first downs on the opening drive, two on third down completions from Nick Elko to Justin Wilson (seven yards) and Justin Brewton (nine yards). After Delaware went three-and-out on its first possession, the Hornets embarked on another long drive into Blue Hen territory. DSU marched 54 yards on 11 plays to the Delaware 26 when another miscue resulted in the game's first score. Elko's third down pass to Wilson was tipped into the hands of Delaware's Ricky Tunstall, who avoided several would-be tacklers on a 91-yard return for a touchdown on the interception with 3:39 left in the first quarter. Sean Baner's extra point kick gave the Hens a 7-0 lead. The Hornets outgained the Hens 135-to-37 and held a 12:19-to-2:41 time of possession advantage in the opening quarter. Delaware opened up a 14-0 lead on touchdown early in the second quarter. The 9-play, 70-yard drive was capped off by a 14-yard scoring pass from Trent Hurley to Michael Johnson with 12:17 left in the second quarter. After the Hornets failed to record a first down on their next possession, Delaware used a trick play to set up its third touchdown. The Hens lined up in punt formation on fourth-and-six at the DSU 39, but punter Rauley Zaragoza ran nine yards for a first down to the Hornet 30. Four plays later, Hurley scored on a one-yard plunge to give Delaware a three-touchdown lead. Baner's extra point kick put the Hens up 21-0 with 7:52 left in the second quarter. DSU took advantage of a rare Delaware mistake to score its first touchdown in more than five quarters against the Hens. Five plays after a roughing the punter call against Delaware kept a DSU drive going, Elko hit Justin Wilson for an 18-yard touchdown to cap off a nine-play, 66-yard scoring march. Ward's extra point cut Delaware's lead to 21-7 with 3:02 left in the second quarter. A key play in the drive was a 20-yard one-hand first down catch by Brewton to the UD 22. Elko completed each of his five pass attempts for 54 yards during the drive. Delaware scored a touchdown on a 6-yard pass from Hurley to Jerel Harrison just before halftime to take a 28-7 lead at the break. The scoring play capped off an 11-play, 69-yard drive that was aided by two 15-yard personal foul penalties on the Hornets. The Hens scored a field goal on the opening drive of the third quarter to open up a 31-7 lead. Delaware State answered with a 13-play drive for its second touchdown of the game. Freshman running back Nagee Jackson capped off the drive with a one-yard touchdown plunge on fourth down for his third career score. Ward's extra point kick pulled the Hornets to within 31-14 with 5:04 left in the third quarter.

Score by quarters

	1	2	3	4	T
DSU (1-1)	0	7	7	0	14
UD (2-0)	7	21	3	7	38

Scoring Summary

1st Qtr.

UD 03:39 Tunstall 91 INT return (Baner kick)
UD 7 DSU 0

2nd Qtr.

UD 12:17 Johnson 14 pass from Hurley
 (Baner kick) 9-70; 4:01 UD 14 DSU 0

UD 07:51 Hurley 1 run (Baner kick)
 8-43; 2:56 UD 21 DSU 0

DSU 03:02 Wilson 18 pass from Elko (Ward kick)
 9-66; 4:41 UD 21 DSU 7

UD 00:17 Harrison 6 pass from Donnelly
 (Baner kick) 11-69; 2:40 UD 28 DSU 7

3rd Qtr.

UD 11:48 Baner 20 FG
 7-37; 3:00 UD 31 DSU 7

DSU 05:04 Jackson 1 run (Ward kick)
 13-61; 6:39 UD 31 DSU 14

4th Qtr.

UD 03:00 Harrison 18 pass from Hurley
 (Baner kick) 6-47; 3:05 UD 38 DSU 14

Team Statistics

	DSU	UD
First Downs	22	18
Rushes-Yards (net)	28-55	35-127
Passing yards (net)	298	155
Passes (A-C-I)	50-35-2	23-13-0
Total Offense (plays-yards)	78-353	58-282
Fumble Returns-yds.	0-0	0-0
Punt Returns- yds.	0-0	2-9
Kickoff returns – yds.	5-115	2-70
Int. returns- yds.	0-0	2-100
Punts (No. – avg.)	4-40.2	4-48.0
Fumbles – lost	1-0	0-0
Penalties – yds.	9-81	6-55
Possession time	35:59	24:01
Third down conversions	7 of 17	7 of 13
Fourth down conversions	1 of 2	1 of 1
Red zone scores-chances	2 of 5	5 of 5
Sacks by: No. – yds.	1-7	2-12

DELAWARE STATE

	No.	Yds.	TD	LG	AVG
Rushing					
Ma. Williams	16	44	0	8	2.8
Cheung	4	14	0	6	3.5
Jackson	4	11	1	7	2.8

	A-C-I	Yds.	TD	LG
Passing				
Elko	50-35-2	298	1	25

	No.	Yds.	TD	LG
Receiving				
Wilson	9	93	1	23
Tarpley	7	63	0	25
Ma. Williams	6	21	0	6
Brewton	5	58	0	20

	No.	Avg.	LG	I20
Punting				
Kano	4	40.2	51	1

	No.	Yds.	TD	LG
Punt Returns				
None				

	No.	Yds.	TD	LG
Kickoff Returns				
Tarpley	3	90	0	34
Ma. Williams	2	25	0	14

	UA-A	TT	TL-Yds.	SK	FF
Tackles					
T. Colston	5-2	7			
Moore	4-3	7			
Adjei	4-1	5			
Ayanbiola	4-1	5	0.5-4	0.5-4	

DELAWARE

	No.	Yds.	TD	LG	AVG
Rushing					
Pierce	22	95	1	15	4.3
Hurley	6	13	0	8	2.2

	A-C-I	Yds.	TD	LG
Passing				
Hurley	21-12-0	149	2	27

	No.	Yds.	TD	LG
Receiving				
Boyle	4	45	0	27
Harrison	3	32	2	18
Jones	2	32	0	25
Johnson	2	25	1	14

	No.	Avg.	LG	I20
Punting				
Zaragoza	4	48.0	54	1

	No.	Yds.	TD	LG
Punt Returns				
Jones	1	1	0	1
Tunstall	1	8	0	8

	No.	Yds.	TD	LG
Kickoff Returns				
Hawkins	1	18	0	18
Johnson	1	52	0	52

	UA-A	TT	TL-Yds.	SK
Tackles				
Worrilow	8-10	18	0.5/1	
Jackson	3-5	8		

2012 DELAWARE STATE UNIVERSITY COMBINED STATS

The Automated ScoreBook
 Delaware State Combined Team Statistics (as of Aug 29, 2013)
 All games

Date	Opponent	Score	Att.	Record:	Overall	Home	Away	Neutral
Sep 01, 2012	VMI	W 17-10	2952	All games	6-5	4-1	2-4	0-0
Sep 08, 2012	at #15 Delaware	L 14-38	16898	Conference	5-3	3-1	2-2	0-0
09/14/12	at Cincinnati	L 7-23	27112	Non-Conference	1-2	1-0	0-2	0-0
* Sep 22, 2012	FLORIDA A&M	L 22-24	2758					
* Oct 06, 2012	at Norfolk State	W 20-17	6532					
* Oct 13, 2012	SO. CAROLINA STATE	W 31-17	3794					
* Oct 20, 2012	NCAT	W 24-0	6172					
* Oct 25, 2012	at Morgan State	W 28-23	3012					
* Nov 03, 2012	at NC Central	L 20-23	12742					
* Nov 10, 2012	HAMPTON	W 35-27	2249					
* Nov 17, 2012	at Howard	L 34-41	2505					

Team Statistics	DSU	OPP
FIRST DOWNS	211	232
Rushing	59	109
Passing	133	106
Penalty	19	17
RUSHING YARDAGE	1088	1818
Rushing Attempts	321	421
Average Per Rush	3.4	4.3
Average Per Game	98.9	165.3
TDs Rushing	13	8
PASSING YARDAGE	2828	2351
Comp-Att-Int	259-413-5	224-342-15
Average Per Pass	6.8	6.9
Average Per Catch	10.9	10.5
Average Per Game	257.1	213.7
TDs Passing	15	16
TOTAL OFFENSE	3916	4169
Average Per Play	5.3	5.5
Average Per Game	356.0	379.0
KICK RETURNS: #-Yards	34-656	48-993
PUNT RETURNS: #-Yards	10-53	21-243
INT RETURNS: #-Yards	15-420	5-100
FUMBLES-LOST	18-11	19-16
PENALTIES-Yards	68-565	78-686
PUNTS-AVG	56-39.5	44-38.2
TIME OF POSSESSION/Game	32:41	30:03
3RD-DOWN Conversions	66/163	73/159
4TH-DOWN Conversions	8/12	9/12

Rushing	gp	att	gain	loss	net	avg	td	lg	avg/g
WILLIAMS,Mai.	9	90	465	28	437	4.9	2	60	48.6
CHEUNG,D.	11	82	422	12	410	5.0	3	49	37.3
JACKSON,N.	11	79	250	12	238	3.0	7	19	21.6
BRYANT,Q	4	19	68	3	65	3.4	0	10	16.2
BAILEY,J.	10	2	17	0	17	8.5	0	17	1.7
WILSON,J.	11	1	6	0	6	6.0	0	6	0.5
SHAW,L.	7	4	4	3	1	0.2	0	3	0.1
TEAM	8	8	0	11	-11	-1.4	0	0	-1.4
ELKO,N	11	36	60	135	-75	-2.1	1	8	-6.8
Total	11	321	1292	204	1088	3.4	13	60	98.9
Opponents	11	421	2034	216	1818	4.3	8	41	165.3

Passing	gp	effic	comp-att-int	pct	yds	td	lg	avg/g
ELKO,N	11	130.11	259-412-5	62.9	2828	15	83	257.1
TEAM	8	0.00	0-1-0	0.0	0	0	0	0.0
Total	11	129.79	259-413-5	62.7	2828	15	83	257.1
Opponents	11	129.91	224-342-15	65.5	2351	16	86	213.7

Receiving	gp	no.	yds	avg	td	lg	avg/g
TARPLEY,T.	11	86	1058	12.3	7	83	96.2
WILSON,J.	11	67	816	12.2	6	54	74.2
BAILEY,J.	10	29	254	8.8	0	35	25.4
WILLIAMS,Mai.	9	18	70	3.9	0	8	7.8
CHEUNG,D.	11	17	133	7.8	1	42	12.1
BREWTON,J	11	15	204	13.6	1	28	18.5
LANGDON,R.	10	14	152	10.9	0	21	15.2
BRYANT,Q	4	5	69	13.8	0	31	17.2
WILLIAMS,Mit.	5	3	26	8.7	0	12	5.2
CERAVOLO,J	2	3	24	8.0	0	10	12.0
BASHIR,J.	9	1	13	13.0	0	13	1.4
KING,R.	6	1	9	9.0	0	9	1.5
Total	11	259	2828	10.9	15	83	257.1
Opponents	11	224	2351	10.5	16	86	213.7

Field Goals	fg	pct.	01-19	20-29	30-39	40-49	50-59	lg	blk
WARD,M.	12-19	63.2	0-0	7-10	5-8	0-1	0-0	32	3

Scoring	td	fg	PAT				pts
			kick	rush	rcv	pass	
WARD,M.	-	12-19	28-28	-	-	-	64
TARPLEY,T.	7	-	-	-	-	-	42
JACKSON,N.	7	-	-	-	-	-	42
WILSON,J.	6	-	-	-	-	-	36
CHEUNG,D.	4	-	-	-	-	-	24
WILLIAMS,Mai.	2	-	-	-	-	-	12
ELKO,N	1	-	-	-	1-1-3	-	8
COLSTON,J	1	-	-	-	-	-	6
BREWTON,J	1	-	-	-	-	-	6
WILLIAMS,N	1	-	-	-	-	-	6
COLSTON,T	1	-	-	-	-	-	6
Total	31	12-19	28-28	-	1-1-3	-	252
Opponents	29	14-21	25-27	0-1	1-1-1	-	243

Score by Quarters	1st	2nd	3rd	4th	OT	Total
Delaware State	34	96	45	72	3	252
Opponents	47	81	51	58	6	243

Interceptions	no.	yds	avg	td	lg
MOORE,D	4	175	43.8	0	70
WILLIAMS,N	3	91	30.3	1	79
COLSTON,T	3	53	17.7	1	53
JUDGE,C.	1	0	0.0	0	0
COLSTON,J	1	85	85.0	1	85
ROBINSON,R	1	0	0.0	0	0
BOYD,J	1	21	21.0	0	21
ADJEI,E.	1	-5	-5.0	0	0

Punting	no.	yds	avg	lg	tb	fc	20	50+	blk
KANO,M.	42	1656	39.4	62	4	5	12	7	0
ELKO,N	14	554	39.6	63	3	0	1	5	0

Punt Returns	no.	yds	avg	td	lg
TARPLEY,T.	10	53	5.3	0	18
Total	10	53	5.3	0	18
Opponents	21	243	11.6	1	92

Kick Returns	no.	yds	avg	td	lg
TARPLEY,T.	25	486	19.4	0	45
WILLIAMS,Mai.	6	115	19.2	0	38
BAILEY,J.	2	46	23.0	0	29
JACKSON,N.	1	9	9.0	0	9
Total	34	656	19.3	0	45
Opponents	48	993	20.7	1	100

All Purpose	g	rush	rcv	pr	kr	ti	total	avg/g
TARPLEY,T.	11	0	1058	53	486	0	1597	145.2
WILSON,J.	11	6	816	0	0	0	822	74.7
WILLIAMS,Mai.	9	437	70	0	115	0	622	69.1
CHEUNG,D.	11	410	133	0	0	0	543	49.4
BAILEY,J.	10	17	254	0	46	0	317	31.7
Total	11	1088	2828	53	656	420	5045	458.6
Opponents	11	1818	2351	243	993	100	5505	500.5

2012 DELAWARE STATE UNIVERSITY DEFENSIVE STATS

The Automated ScoreBook Delaware State Overall Defensive Statistics (as of Aug 29, 2013) All games

#	Defensive Leaders	gp	Tackles			tfl/yds	Sacks no-yds	Pass defense			Fumbles		bkld	
			ua	a	tot			int-yds	brup	qbh	rcv-yds	ff	kick	saf
44	MOORE,D	11	63	34	97	5.5-13	2.0-6	4-175	6	.	.	3	1	.
29	COLSTON,T	11	46	49	95	2.5-4	.	3-53	5	.	1-0	1	.	.
53	ADJEI,E.	11	49	44	93	11.5-36	2.5-12	1--5	2	2
21	BOYD,J	11	49	38	87	3.5-10	.	1-21	.	.	.	2	.	.
91	AYANBIOLA,O	11	27	33	60	6.0-31	2.5-19	.	1	3	2-8	3	.	.
95	GUNTER,R.	11	27	22	49	9.0-46	5.5-32	.	1	3	1-0	1	.	.
24	COLSTON,J	10	27	9	36	2.0-6	.	1-85	4
27	WILLIAMS,N	9	24	11	35	3.0-6	.	3-91	3	.	3-41	.	.	.
33	HINTON,H.	9	22	13	35	3.0-4	1-22	.	.	.
58	FORTES,Q.	10	14	16	30	1.0-9	1.0-9	.	.	2	3-0	1	.	.
96	UKEJE,C.	11	11	18	29	2.0-6
32	JUDGE,C.	10	16	7	23	.	.	1-0	3	.	1-34	.	.	.
99	GORDON,S.	11	6	14	20	1.0-6	1.0-6	.	.	.	1-0	.	.	.
94	HUNTER,K.	10	4	16	20	1.5-2	0.5-2	.	.	2
98	DOUGLASS,J.	11	2	12	14	0.5-1
52	RICHARDSON,A.	11	8	6	14	1.0-1	.	.	.	1
31	WILLIAMS,L.	11	5	6	11
48	WILLIAMS, EL.	6	2	9	11
93	BANSAH,G.	7	2	9	11	1
17	BARRETT,R	9	8	3	11	.	.	.	1
92	ROBINSON,R	12	6	4	10	.	.	1-0
30	HALE,R.	8	5	3	8	1-0	1	.	.
75	GLENN,F.	5	1	6	7
56	DAVIS,M.	8	2	4	6
34	JACKSON,N.	11	3	2	5
54	CAREY,S.	5	2	2	4
36	SCOTT,C.	8	1	3	4
28	SIMPSON,I	8	2	1	3
14	BREWTON,J	11	1	1	2
20	BRYANT,Q	4	1	1	2
35	WARD,M.	11	1	1	2
97	ANDERSON.T.	6	.	2	2
5	TARPLEY,T.	11	2	.	2
3	ALEXANDER,J.	5	.	2	2
23	HALL,T	1	1	.	1
81	LANGDON,R.	10	1	.	1
90	BARNES,C.	6	1	.	1
38	BEST,Thom.	5	1	.	1
70	LOOMIS,T.	3	.	1	1
83	KANO,M.	10	1	.	1
37	STANLEY,D.	1	1	.	1
TM	TEAM	8	1-0	.	.	.
Total		11	445	402	847	53-181	15-86	15-420	26	14	15-105	12	1	.
Opponents		11	376	369	745	58-195	21-125	5-100	49	16	11-36	11	3	.

The Automated ScoreBook
Delaware State By-Quarter Statistics (as of Aug 29, 2013)
All games

3rd-Down Conversions

Date	Opponent	Score	Overall	1st Qtr	2nd Qtr	3rd Qtr	4th Qtr	Overtime
Sep 01, 2012	VMI	W 17-10	2-13 15.4	1-4 25.0	1-4 25.0	0-3 0.0	0-2 0.0	
Sep 08, 2012	at Delaware	L 14-38	7-17 41.2	3-6 50.0	0-2 0.0	3-5 60.0	1-4 25.0	
09/14/12	at Cincinnati	L 7-23	3-14 21.4	1-4 25.0	1-4 25.0	1-3 33.3	0-3 0.0	
Sep 22, 2012	FLORIDA A&M	L 22-24	1-6 16.7	0-1 0.0	0-2 0.0	1-3 33.3	0-0 0.0	
Oct 06, 2012	at Norfolk State	W 20-17	6-15 40.0	0-3 0.0	2-4 50.0	3-5 60.0	1-3 33.3	
Oct 13, 2012	SO. CAROLINA STATE	W 31-17	10-16 62.5	3-5 60.0	1-4 25.0	0-1 0.0	6-6 100.0	
Oct 20, 2012	NCAT	W 24-0	8-18 44.4	2-5 40.0	3-6 50.0	2-5 40.0	1-2 50.0	
Oct 25, 2012	at Morgan State	W 28-23	8-17 47.1	3-4 75.0	2-6 33.3	2-3 66.7	1-4 25.0	
Nov 03, 2012	at NC Central	L 20-23	5-17 29.4	2-4 50.0	1-2 50.0	1-4 25.0	1-5 20.0	0-2 0.0
Nov 10, 2012	HAMPTON	W 35-27	7-13 53.8	1-3 33.3	1-2 50.0	2-4 50.0	3-4 75.0	
Nov 17, 2012	at Howard	L 34-41	9-17 52.9	3-5 60.0	4-6 66.7	0-1 0.0	2-5 40.0	
Delaware State			66-163 40.5	19-44 43.2	16-42 38.1	15-37 40.5	16-38 42.1	0-2 0.0
Opponents			73-159 45.9	10-31 32.3	20-43 46.5	19-38 50.0	24-45 53.3	0-2 0.0

4th-Down Conversions

Date	Opponent	Score	Overall	1st Qtr	2nd Qtr	3rd Qtr	4th Qtr	Overtime
Sep 01, 2012	VMI	W 17-10	1-1 100.0	0-0 0.0	0-0 0.0	0-0 0.0	1-1 100.0	
Sep 08, 2012	at Delaware	L 14-38	1-2 50.0	0-0 0.0	0-0 0.0	1-1 100.0	0-1 0.0	
09/14/12	at Cincinnati	L 7-23	1-2 50.0	0-0 0.0	0-1 0.0	0-0 0.0	1-1 100.0	
Sep 22, 2012	FLORIDA A&M	L 22-24	1-1 100.0	0-0 0.0	0-0 0.0	1-1 100.0	0-0 0.0	
Oct 06, 2012	at Norfolk State	W 20-17	0-0 0.0	0-0 0.0	0-0 0.0	0-0 0.0	0-0 0.0	
Oct 13, 2012	SO. CAROLINA STATE	W 31-17	0-0 0.0	0-0 0.0	0-0 0.0	0-0 0.0	0-0 0.0	
Oct 20, 2012	NCAT	W 24-0	0-1 0.0	0-0 0.0	0-0 0.0	0-1 0.0	0-0 0.0	
Oct 25, 2012	at Morgan State	W 28-23	2-3 66.7	0-0 0.0	2-2 100.0	0-0 0.0	0-1 0.0	
Nov 03, 2012	at NC Central	L 20-23	0-0 0.0	0-0 0.0	0-0 0.0	0-0 0.0	0-0 0.0	0-0 0.0
Nov 10, 2012	HAMPTON	W 35-27	2-2 100.0	0-0 0.0	0-0 0.0	1-1 100.0	1-1 100.0	
Nov 17, 2012	at Howard	L 34-41	0-0 0.0	0-0 0.0	0-0 0.0	0-0 0.0	0-0 0.0	
Delaware State			8-12 66.7	0-0 0.0	2-3 66.7	3-4 75.0	3-5 60.0	0-0 0.0
Opponents			9-12 75.0	2-2 100.0	2-3 66.7	2-2 100.0	3-5 60.0	0-0 0.0

Time of Possession

Date	Opponent	Score	Overall	1st Qtr	2nd Qtr	3rd Qtr	4th Qtr	Overtime
Sep 01, 2012	VMI	W 17-10	23:59	6:00	8:23	5:38	3:58	
Sep 08, 2012	at Delaware	L 14-38	35:59	12:19	6:36	9:31	7:33	
09/14/12	at Cincinnati	L 7-23	27:47	8:44	7:06	8:05	3:52	
Sep 22, 2012	FLORIDA A&M	L 22-24	24:23	7:31	6:48	6:09	3:55	
Oct 06, 2012	at Norfolk State	W 20-17	25:24	5:41	7:24	8:18	4:01	
Oct 13, 2012	SO. CAROLINA STATE	W 31-17	32:32	9:21	6:08	6:33	10:30	
Oct 20, 2012	NCAT	W 24-0	32:47	8:04	10:41	8:40	5:22	
Oct 25, 2012	at Morgan State	W 28-23	35:35	9:33	10:57	7:29	7:36	
Nov 03, 2012	at NC Central	L 20-23	62:53	9:31	6:49	8:12	8:21	30:00
Nov 10, 2012	HAMPTON	W 35-27	30:42	6:27	5:18	9:10	9:47	
Nov 17, 2012	at Howard	L 34-41	27:30	10:18	8:46	2:41	5:45	
Delaware State			359:31	93:29	84:56	80:26	70:40	30:00
Avg.			32:41	8:29	7:43	7:18	6:25	2:43
Opponents			330:29	71:31	80:04	84:34	94:20	0:00
Avg.			30:02	6:30	7:16	7:41	8:34	0:00

2012 DELAWARE STATE/OPPONENT RED ZONE STATS

The Automated ScoreBook Delaware State Red-Zone Results (as of Aug 29, 2013) All games

Delaware State Inside Opponent Red-Zone

Date	Opponent	Score	Times		Total Pts	Rush			Pass TDs	FGs Made	Failed to score inside RZ					
			In RZ	Scored		TDs	TDs	TDs			FGA	Down	Int	Fumb	Half	Game
Sep 01, 2012	VMI	W 17-10	2	2	10	1	1	0	1	0	0	0	0	0	0	0
Sep 08, 2012	at Delaware	L 14-38	4	2	14	2	1	1	0	1	1	0	0	0	0	0
09/14/12	at Cincinnati	L 7-23	0	0	0	0	0	0	0	0	0	0	0	0	0	0
Sep 22, 2012	FLORIDA A&M	L 22-24	3	3	16	2	2	0	1	0	0	0	0	0	0	0
Oct 06, 2012	at Norfolk State	W 20-17	2	2	6	0	0	0	2	0	0	0	0	0	0	0
Oct 13, 2012	SO. CAROLINA STATE	W 31-17	3	3	17	2	1	1	1	0	0	0	0	0	0	0
Oct 20, 2012	NCAT	W 24-0	4	3	17	2	1	1	1	1	0	0	0	0	0	0
Oct 25, 2012	at Morgan State	W 28-23	5	5	28	3	1	2	2	0	0	0	0	0	0	0
Nov 03, 2012	at NC Central	L 20-23	6	3	13	1	1	0	2	3	0	0	0	0	0	0
Nov 10, 2012	HAMPTON	W 35-27	5	3	21	3	3	0	0	1	0	1	0	0	0	0
Nov 17, 2012	at Howard	L 34-41	5	5	27	3	0	3	2	0	0	0	0	0	0	0
Totals			39	31	169	19	11	8	12	6	1	1	0	0	0	0

31 of 39 (79.5%)

Opponents Inside Delaware State Red-Zone

Date	Opponent	Score	Times		Total Pts	Rush			Pass TDs	FGs Made	Failed to score inside RZ					
			In RZ	Scored		TDs	TDs	TDs			FGA	Down	Int	Fumb	Half	Game
Sep 01, 2012	VMI	W 17-10	4	2	10	1	1	0	1	1	0	0	1	0	0	0
Sep 08, 2012	at Delaware	L 14-38	5	5	31	4	1	3	1	0	0	0	0	0	0	0
09/14/12	at Cincinnati	L 7-23	6	4	23	3	1	2	1	0	0	1	1	0	0	0
Sep 22, 2012	FLORIDA A&M	L 22-24	4	4	24	3	0	3	1	0	0	0	0	0	0	0
Oct 06, 2012	at Norfolk State	W 20-17	2	2	10	1	1	0	1	0	0	0	0	0	0	0
Oct 13, 2012	SO. CAROLINA STATE	W 31-17	3	2	10	1	0	1	1	0	0	1	0	0	0	0
Oct 20, 2012	NCAT	W 24-0	2	0	0	0	0	0	0	1	0	0	0	0	1	0
Oct 25, 2012	at Morgan State	W 28-23	2	2	9	1	1	0	1	0	0	0	0	0	0	0
Nov 03, 2012	at NC Central	L 20-23	3	3	13	1	0	1	2	0	0	0	0	0	0	0
Nov 10, 2012	HAMPTON	W 35-27	3	3	12	1	0	1	2	0	0	0	0	0	0	0
Nov 17, 2012	at Howard	L 34-41	6	5	31	4	2	2	1	1	0	0	0	0	0	0
Totals			40	32	173	20	7	13	12	3	0	2	2	1	0	0

32 of 40 (80.0%)

2012 DELAWARE STATE INDIVIDUAL/TEAM HIGHS

2012 DELAWARE STATE UNIVERSITY INDIVIDUAL GAME HIGHS

Rushes	22	JACKSON,N. vs So. Carolina State (Oct 13, 2012)
Yards Rushing	140	CHEUNG,D. vs Florida A&M (Sep 22, 2012)
TD Rushes	2	CHEUNG,D. vs Florida A&M (Sep 22, 2012)
		JACKSON,N. vs Hampton (Nov 10, 2012)
Long Rush	60	WILLIAMS,Mal. at Cincinnati (09/14/12)
Pass attempts	56	ELKO,N at NC Central (Nov 03, 2012)
Pass completions	35	ELKO,N. at Delaware (Sep 08, 2012)
		ELKO,N at NC Central (Nov 03, 2012)
Yards Passing	398	ELKO,N at Morgan State (Oct 25, 2012)
TD Passes	3	ELKO,N at Howard (Nov 17, 2012)
Long Pass	83	ELKO,N vs Hampton (Nov 10, 2012)
Receptions	12	TARPLEY,T. at Morgan State (Oct 25, 2012)
		WILSON,J. at NC Central (Nov 03, 2012)
		TARPLEY,T. at Howard (Nov 17, 2012)
Yards Receiving	171	TARPLEY,T. vs Hampton (Nov 10, 2012)
TD Receptions	2	TARPLEY,T. at Morgan State (Oct 25, 2012)
		TARPLEY,T. vs Hampton (Nov 10, 2012)
		WILSON,J. at Howard (Nov 17, 2012)
Long Reception	83	TARPLEY,T. vs Hampton (Nov 10, 2012)
Field Goals	2	WARD,M. at Norfolk State (Oct 06, 2012)
		WARD,M. at Morgan State (Oct 25, 2012)
		WARD,M. at NC Central (Nov 03, 2012)
		WARD,M. at Howard (Nov 17, 2012)
Long Field Goal	32	WARD,M. at Howard (Nov 17, 2012)
Punts	8	KANO,M. vs VMI (Sep 01, 2012)
		KANO,M. at Cincinnati (09/14/12)
Punting Avg	49.7	KANO,M. vs Florida A&M (Sep 22, 2012)
Long Punt	63	ELKO,N at Norfolk State (Oct 06, 2012)
Punts inside 20	3	KANO,M. vs NCAT (Oct 20, 2012)
Long Punt Return	18	TARPLEY,T. at Howard (Nov 17, 2012)
Long K.O Return	45	TARPLEY,T. at Morgan State (Oct 25, 2012)
Tackles	15	COLSTON,T at Norfolk State (Oct 06, 2012)
Sacks	3.0	GUNTER,R. at NC Central (Nov 03, 2012)
Tackles For Loss	3.5	GUNTER,R. at NC Central (Nov 03, 2012)
Interceptions	2	MOORE,D at Norfolk State (Oct 06, 2012)
		COLSTON,T vs So. Carolina State (Oct 13, 2012)

DSU 2012 TEAM GAME HIGHS

Rushes	41	vs Hampton (Nov 10, 2012)
Yards Rushing	221	vs Hampton (Nov 10, 2012)
Yards Per Rush	5.4	vs Florida A&M (Sep 22, 2012)
TD Rushes	3	vs Florida A&M (Sep 22, 2012)
		vs Hampton (Nov 10, 2012)
Pass attempts	56	at NC Central (Nov 03, 2012)
Pass completions	35	at Delaware (Sep 08, 2012)
		at NC Central (Nov 03, 2012)
Yards Passing	398	at Morgan State (Oct 25, 2012)
Yards Per Pass	11.6	vs Hampton (Nov 10, 2012)
TD Passes	3	at Howard (Nov 17, 2012)
Total Plays	82	at NC Central (Nov 03, 2012)
Total Offense	512	vs Hampton (Nov 10, 2012)
Yards Per Play	7.8	vs Hampton (Nov 10, 2012)
Points	35	vs Hampton (Nov 10, 2012)
Sacks By	5	at NC Central (Nov 03, 2012)
First Downs	23	at NC Central (Nov 03, 2012)
Penalties	9	at Delaware (Sep 08, 2012)
		at Cincinnati (09/14/12)
Penalty Yards	95	vs Hampton (Nov 10, 2012)
Turnovers	4	at Howard (Nov 17, 2012)
Interceptions By	3	at Norfolk State (Oct 06, 2012)
		vs So. Carolina State (Oct 13, 2012)
		at NC Central (Nov 03, 2012)
Punts	8	vs VMI (Sep 01, 2012)
		at Cincinnati (09/14/12)
Punting Avg	49.7	vs Florida A&M (Sep 22, 2012)
Long Punt	63	at Norfolk State (Oct 06, 2012)
Punts inside 20	3	vs NCAT (Oct 20, 2012)
Long Punt Return	18	at Howard (Nov 17, 2012)

2012 DELAWARE STATE OPPONENT/ INDIVIDUAL/TEAM HIGHS

2012 OPPONENT INDIVIDUAL GAME HIGHS

Rushes	41	LEFALL, Terrence, at Howard (Nov 17, 2012)
Yards Rushing	253	LEFALL, Terrence, at Howard (Nov 17, 2012)
TD Rushes	2	COUNCIL, Robert, at Morgan State (Oct 25, 2012)
		LEFALL, Terrence, at Howard (Nov 17, 2012)
Long Rush	41	COUNCIL, Robert, at Morgan State (Oct 25, 2012)
Pass attempts	38	KORDENBROCK, E., vs VMI (Sep 01, 2012)
Pass completions	30	FLEMING, Damien, vs Florida A&M (Sep 22, 2012)
Yards Passing	399	FLEMING, Damien, vs Florida A&M (Sep 22, 2012)
TD Passes	3	FLEMING, Damien, vs Florida A&M (Sep 22, 2012)
		CHAMPION, Travis, vs Hampton (Nov 10, 2012)
Long Pass	86	BASMAGIAN, Jake, at Norfolk State (Oct 06, 2012)
Receptions	11	HARVEY, Travis, vs Florida A&M (Sep 22, 2012)
Yards Receiving	122	HARVEY, Travis, vs Florida A&M (Sep 22, 2012)
TD Receptions	2	Harrison, Jerel, at Delaware (Sep 08, 2012)
		HARVEY, Travis, vs Florida A&M (Sep 22, 2012)
Long Reception	86	HEDGEMAN, Takeem, at Norfolk State (Oct 06, 2012)
Field Goals	3	PARENT, Oleg, at NC Central (Nov 03, 2012)
Long Field Goal	46	PARENT, Oleg, at NC Central (Nov 03, 2012)
Punts	7	CIMAGLIA, Zach, vs NCAT (Oct 20, 2012)
Punting Avg	48.5	SHADDIX, Dylan, at Norfolk State (Oct 06, 2012)
Long Punt	54	EBERHARDT, D., vs VMI (Sep 01, 2012)
		Zaragoza, Rauley, at Delaware (Sep 08, 2012)
Punts inside 20	2	EBERHARDT, D., vs VMI (Sep 01, 2012)
		BELCHER, Nick, vs So. Carolina State (Oct 13, 2012)
Long Punt Return	92	GOFORTH, Arthur, at NC Central (Nov 03, 2012)
Long Kickoff Return	100	HENDRIX, Tyrone, at Morgan State (Oct 25, 2012)
Tackles	18	WorriLOW, Paul, at Delaware (Sep 08, 2012)
Sacks	2.0	DAVIS, Brandon, vs Florida A&M (Sep 22, 2012)
Tackles For Loss	2.5	TRAIL, Lynden, at Norfolk State (Oct 06, 2012)
		SMITH, Bakari, at Morgan State (Oct 25, 2012)
		DAVID, Julien, at Howard (Nov 17, 2012)
		GRESHAM-CHISHOLM, at Howard (Nov 17, 2012)
Interceptions	1	Breaker, Tim, at Delaware (Sep 08, 2012)
		Tunstall, Ricky, at Delaware (Sep 08, 2012)
		CHENAULT, Arryn, at Cincinnati (09/14/12)
		McGEE, Kambrell, vs Hampton (Nov 10, 2012)
		OLATUNJI, Ademol, at Howard (Nov 17, 2012)

OPPONENT TEAM GAME HIGHS

Rushes	58	at Howard (Nov 17, 2012)
Yards Rushing	347	at Howard (Nov 17, 2012)
Yards Per Rush	6.0	at Howard (Nov 17, 2012)
TD Rushes	2	at Morgan State (Oct 25, 2012)
		at Howard (Nov 17, 2012)
Pass attempts	38	vs VMI (Sep 01, 2012)
		vs Florida A&M (Sep 22, 2012)
Pass completions	31	vs Florida A&M (Sep 22, 2012)
Yards Passing	405	vs Florida A&M (Sep 22, 2012)
Yards Per Pass	10.7	vs Florida A&M (Sep 22, 2012)
TD Passes	3	at Delaware (Sep 08, 2012)
		vs Florida A&M (Sep 22, 2012)
		vs Hampton (Nov 10, 2012)
Total Plays	86	at Howard (Nov 17, 2012)
Total Offense	526	at Howard (Nov 17, 2012)
Yards Per Play	7.1	vs Florida A&M (Sep 22, 2012)
Points	41	at Howard (Nov 17, 2012)
Sacks By	4	at Howard (Nov 17, 2012)
First Downs	28	vs Florida A&M (Sep 22, 2012)
		at Howard (Nov 17, 2012)
Penalties	14	at Norfolk State (Oct 06, 2012)
Penalty Yards	119	at Norfolk State (Oct 06, 2012)
Turnovers	6	at Cincinnati (09/14/12)
Interceptions By	2	at Delaware (Sep 08, 2012)
Punts	7	vs NCAT (Oct 20, 2012)
Punting Avg	48.0	at Delaware (Sep 08, 2012)
Long Punt	54	vs VMI (Sep 01, 2012)
		at Delaware (Sep 08, 2012)
Punts inside 20	2	vs VMI (Sep 01, 2012)
		vs So. Carolina State (Oct 13, 2012)
Long Punt Return	92	at NC Central (Nov 03, 2012)