



**2013 DELAWARE STATE UNIVERSITY FOOTBALL — GAME 2**  
**DELAWARE STATE UNIVERSITY “HORNETS” (0-1; 0-0 MEAC)**



**VS.**

**(#4) TOWSON “TIGERS” (2-0; 0-0 CAA)**

**SAT., SEP. 14, 2013 (7:30 P.M)**

**JOHNNY UNITAS STADIUM - MINNEGAN FIELD (11,198) - TOWSON, MD.**

**DSU Media Contact: Dennis Jones; (302) 857-6068; email — djones@desu.edu**

DSU Athletic Media Relations: Dennis Jones (football contact) - (302) 857-6068/office; (302) 270-6088/cell; email: djones@desu.edu

**DELAWARE STATE VS. #4 TOWSON**



**Delaware State:** 0-1; 0-0 MEAC

**TU:** 2-0; 0-0 CAA

**Location:** Johnny Unitas Stadium/Minnegan Field (11,198) - Towson, Md. (Surface— Artificial)

**National Rankings:** Towson is ranked fourth in the latest SportsNetwork Top 25 poll of FCS teams, up from the fifth spot the previous week. Delaware State is not ranked in any major FCS or Black College polls.

**Towson Pressbox:** (410) 704-3102

**The Series:** Towson leads 9-6

**Delaware State Head Coach Kermit Blount** (Winston-Salem State, 80): Blount is in his third season as head coach of the Hornets. He has a 9-14 overall (6-10 MEAC) at DSU. Now in his 20th year as a collegiate head coach, he has a career record of 100-101-3 (.490). Prior to accepting the DSU post, he was 91-87-3 in 17 years as head coach at Winston-Salem State University. Blount led WSSU to two CIAA championships and three league title game appearances. He was named CIAA Coach-of-the-Year in 1999 & 2000. This is his first meeting against Towson.

**Towson Head Coach Rob Ambrose** (Towson, 93): The former Towson star player is in his fifth season as head coach of the Tigers. He has a 21-28 overall record, highlighted by the Colonial Athletic Association championship in 2011 and the co-championship in 2012. His 2011 squad also competed in the NCAA Playoffs. That season, he was honored as the CAA Coach-of-the-Year. Ambrose also served as an assistant coach at the University of Connecticut for seven years.

**Live Audio Streaming:** [towsontigers.com](http://towsontigers.com)












**Live Video Streaming:** N/A

**Live Stats:** [www.towsontigers.com](http://www.towsontigers.com)

**Towson Media Contact:**

Football Contact: Dan O’Connell  
 Office Phone: (410) 704-3102  
 Email: [doconnell@towson.edu](mailto:doconnell@towson.edu)

**2013 DELAWARE STATE SCHEDULE/RESULTS**

Date	Opponent	Time/Result	Series
 Sep. 7	at Delaware	L, 21-42	UD leads 5-0
 Sep. 14	at Towson	7:30 p.m.	TU leads 9-6 Teams are meeting for first time since 1994. Tigers have won last two meetings
 Sep. 21	at No. Dakota State	3:30 p.m. ET	First mtg. Hornets take on two-time defending FCS champs for first time.
 Sep. 28	at Savannah State*	6:00 p.m.	DSU leads 2-0 First meeting between the teams since SSU joined the MEAC in 2011.
 Oct. 5	BETHUNE-COOKMAN*	2:00 p.m.	DSU 19-16 Teams last met in 2010. BCU won the last meeting 47-24 in Daytona, Fla.
 Oct. 12	NORFOLK ST* (HC)	2:00 p.m.	DSU leads 14-6 Hornets force four turnovers in 20-17 win over Spartans in 2012.
 Oct. 19	NO. CAROLINA A&T*	1:00 p.m.	DSU 22-20-1 DSU recorded first shutout since 2007 in 24-0 win over Aggies last season.
 Oct. 26	at Hampton*	1:00 p.m.	HAM leads 24-14 Hornets racked up season-high 512 yards in 35-27 win over Hampton in 2012
 Nov. 2	HOWARD*	2:00 p.m.	DSU leads 35-33-1 Howard stormed back from 21-point deficit to defeat DSU 41-34 last season
 Nov. 16	at Florida A&M*	2:00 p.m.	FAMU leads 22-8 Freshman Dae-Hon Cheung rushed for 135 yards in 24-22 DSU loss in 2012
 Nov. 23	MORGAN STATE*	2:00 p.m.	MSU 32-24 Hornets pass for 398 yards in 28-23 win at Morgan State in 2012 meeting

\* - Mid-Eastern Athletic Conference game  
 HOME GAMES (AT ALUMNI STADIUM ON DSU CAMPUS) IN ALL CAPS  
 All times Eastern and subject to change

**DELAWARE STATE 2013 SCHEDULE/RESULTS**  
**(0-1; 0-0 MEAC)**

Sep. 7	at Delaware (1)	L, 21-42
<b>Sep. 14</b>	<b>at Towson</b>	<b>7:30 p.m.</b>
Sep. 21	at No. Dakota State	3:30 p.m.
Sep. 28	at Savannah State*	6:00 p.m.
Oct. 5	BETHUNE-COOKAM*	2:00 p.m.
Oct. 12	NORFOLK STATE* (HC)	2:00 p.m.
Oct. 19	at No. Carolina A&T*	1:00 p.m.
Oct. 26	at Hampton*	1:00 p.m.
Nov. 2	HOWARD*	1:00 p.m.
Nov. 16	at Florida A&M*	2:00 p.m.
Nov. 17	at Howard*	1:00 p.m.

\*-MEAC game  
1 - NBC Sports Network

**TOWSON 2013 SCHEDULE/RESULTS**  
**(2-0; 0-0 CAA)**

Aug. 29	at Connecticut	W, 33-18
Sep. 7	at Holy Cross	W, 49-7
<b>Sep. 14</b>	<b>DELAWARE STATE</b>	<b>7:30 p.m.</b>
Sep. 21	at No. Carolina Central	2:00 p.m.
Sep. 28	at Stony Brook*	6:00 p.m.
Oct. 5	NEW HAMPSHIRE*	12:00 p.m.
Oct. 12	VILLANOVA*	7:00 p.m.
Oct. 19	at Albany*	3:30 p.m.
Oct. 26	at Richmond*	12:00 p.m.
Nov. 2	DELAWARE*	7:00 p.m.
Nov. 16	at William & Mary*	1:30 p.m.
Nov. 23	JAMES MADISON*	3:30 p.m.

\* CAA game

**2013 DSU/UD STATISTICAL COMPARISON**  
**(NCAA Rankings\*)**

Category	DSU (1 game)	TU (2 games)
Rushing off.	99.0 (88 )	246.0 (10)
Passing off.	341.0 (8)	215.5 (45)
Total off.	440.0 (25)	461.5 (20)
Scoring off.	21.0 (66)	41.0 (12)
Rushing def.	128.0 (39)	99.0 (24)
Total def..	456.0 (83)	276.5 (12)
Scoring def.	42.0 (94)	12.5 (13)
Net punting	26.5 (109)	30.9 (93)
Punt returns	4.0 (62)	-0.5 (89)
Kick off returns	20.2 (59)	23.5 (40)
Turnover margin	-2.0 (90)	.15 (13)
Pass defense	328.0 (104)	177.5 (31)
Passing Eff.	124.9 (54)	170.7 (9)
Pass Eff. Defense	196.2 (110)	107.9 (240)
Sacks	0.0 (na)	3.0 (14)
Tackles for loss	3.0 (98)	4.5 (78)
Sacks allowed	1.0 (17)	0.0 (1)

\*121 teams ranked in Football Championship Subdivision in 2012

**THE GAME**

Delaware State takes on nationally ranked Towson University in a FCS non-conference game. The Hornets (0-1) opened their 2013 season with a 42-21 loss to Delaware last Saturday. For the second year in a row, DSU racked up big yardage but fell way short on the scoreboard against their state rival. The Hornets outgained Delaware 341-to-328 in passing yardage and held the advantage in first downs (25-21) and time of possession (36:10-to-23:50); but were plagued by several big plays by the Hens, three turnovers and special teams mistakes. DSU quarterback **Cory Murphy** (sr.; Santa Clara, Cal.) was impressive in his first Division I start, completing 30-of-45 passes for 302 yards and two touchdowns. Murphy also led the Hornets with 44 yards rushing. Wide receiver **Milton Williams III** (jr.; Washington, D.C.) led all players with 10 catches for 112 yards, each a career high. Fellow receiver **Malik Golson** (r-fr.; Dover, Del.) had nine receptions for 70 yards and two touchdowns in his first collegiate contest.

Linebacker **Ernest Adjei** (sr.; Woodbridge, Va.) led Delaware State's defenders with nine tackles, while safety **Joe Boyd** (sr.; Ft. Washington, Md.) had eight.

Towson (2-0) is No. 4 in the latest SportsNetwork poll of Top 25 FCS teams. The Tigers are coming off a 49-7 win at Holy Cross last Saturday. TU racked up 525 yards of total offense in the contest. Running back **Terrence West**, an All-America candidate, rushed for 121 yards and two touchdowns on 17 carries (7.1 ypc), while quarterback **Peter Athens** completed 17-of-23 passes for 231 yards and two scores. Towson opened the season with a 33-18 road upset of FBS Connecticut on Aug. 29.

Towson is Delaware State's highest ranked opponent since the Hornets hosted No. 1 Southern Illinois in 2004.

**THE SERIES (Towson leads 9-6)**

The Hornets and Tigers are renewing a rivalry that featured 15 meetings between 1980 and 1994. The teams met each year during the period. Towson won the last two meetings between the teams (1993 & '94) to open up a 9-6 series lead. Delaware State won the three previous contests from 1990 to 92. The Hornets are 2-5 all-time in meetings at Towson. The Tigers won the last time they hosted the Hornets 31-14 in 1993.

**DSU vs. Towson all-time results**

Year	Winner	Score	Site
1980	Towson	30-0	Towson
1981	Towson	24-7	DSU
1982	Towson	35-21	Towson
1983	Towson	23-15	DSU
1984	Delaware State	23-7	DSU
1985	Towson	51-26	Towson
1986	Delaware State	10-6	DSU
1987	Delaware State	40-17	Towson
1988	Towson	24-3	DSU
1989	Towson	35-17	Towson
1990	Delaware State	24-13	DSU
1991	Delaware State	13-7	Towson
1992	Delaware State	27-13	DSU
1993	Towson	31-14	Towson
1994	Towson	42-18	Wilmington, Del.

Largest DSU victory: 40-17 (1987)  
Largest Towson victory: 30-0 (1980)  
Longest DSU win streak: 3 (1990-92)  
Lonest Towson win streak: 4 (1980-83)  
Most DSU points: 40 (40-17 in 1987)  
Most Towson points 51 (51-26 in 1985)  
Fewest DSU points: 0 (0-30 in 1980)  
Fewest Towson points 7 (1984; 1991)  
At DSU: DSU lead 4-3  
at Towson: TU leads 5-2

## HORNET MEDIA AVAILABILITY

Schedule subject to change. Please contact  
Dennis Jones (302-857-6068) for more information

### Monday (Sep. 9)

Labor Day— Practice from 10:00 a.m. to 12:00 p.m.

### Tuesday (Sep. 10)

MEAC Weekly Teleconference (10:00 a.m.—12:00 p.m.); Coach Blount on call at 10:33 a.m.

Practice —3:00 p.m. (Alumni Stadium)  
Coach Blount and players available before or after practice

Game notes available on [www.DSU Hornets.com](http://www.DSU Hornets.com)

### Wednesday (Sep. 11)

Practice—3:30 p.m.  
Coach Blount and players available before or after practice

### Thursday (Sep. 12)

Practice —3:30 p.m.  
Coach Blount and players available before or after practice

### Friday (Sep. 13)

Practice— 3:30 p.m.

### Saturday (Sep. 7)

Hornets at Towson  
Johnny Unitas Stadium— Towson, Md. (7:30 pm)

## MEAC WEEKLY TELECONFERENCE

The MEAC holds a weekly conference call featuring league head football coaches each Tuesday during the season. The schedule is as follows:

10:00 a.m.	MEAC Notes
10:03 a.m.	Donald Hill-Eley (Morgan St.)
10:13 a.m.	Earl Holmes (Florida A&M)
10:23 a.m.	Brian Jenkins (Beth-Cookman)
10:33 a.m.	<b>Kermit Blount (DSU)</b>
10:43 a.m.	Ray Petty (Howard)
10:53 a.m.	Pete Adrian (Norfolk State)
11:03 a.m.	Donovan Rose (Hampton)
11:13 a.m.	Earnest Wilson (Savannah St.)
11:23 a.m.	Buddy Pough (SC State)
11:33 a.m.	Rod Broadway (NCA&T)
11:43 a.m.	Dwayne Foster (NC Central)

Contact Patricia Porter, MEAC Media Relations (757-951-2055), or Dennis Jones, DSU Athletic Media (302-857-6068) for teleconference conference. Information.

## MURPHY IMPRESSES IN HORNET DEBUT

Hornet quarterback **Cory Murphy** (sr.; 6-2, 205) proved why head coach **Kermit Blount** selected him over three others to start the season opener at Delaware last week. Murphy completed 30-of-45 passes (67%) for 302 yards and two touchdowns in his DSU debut. He also led the Hornets with 44 yards rushing in the contest. The Hornets had an 11-play, 75-yard touchdown drive and a 14-play, 81-yard scoring march under Murphy's direction in the contest.



Murphy played two injury-plagued seasons at Foothills JC in California after two solid years at Wilcox High School in Santa Clara, Cal. He passed for more than 200 yards and two touchdowns in the Hornets' Red-White scrimmage last spring.

Murphy won the Hornets' starting job this season over redshirt freshman **Esayah Obado** and true freshmen **Emmett Hunt** and **Garrison Duncan**.

## HORNET RECEIVERS OFF TO FAST START

**Milton Williams** (jr.; 6-3; Washington, D.C.) and **Malik Golson** (r-fr.; 5-9, Dover, Del.) are off to good starts in their bids to fill the void created by the departures of 2012 All-MEAC First Teamers **Tavis Tarpley** and **Justin Wilson**, two of the Hornets' top five career pass receivers. Williams led all players with 10 catches for 112 yards in the opener at Delaware last week, each a career-high. His previous single-game highs were five catches and 44 yards.

Williams entered the 2013 season with 18 catches for 138 yards and a touchdown in 13 games at DSU.

Golson had nine catches for 70 yards and two touchdowns (4 & 7 yards) in his collegiate debut. His 29-yard reception in the third quarter was tops for the Hornets in the contest. A former Delaware high school star (Smyrna HS), Golson sat out the 2012 season as a freshman redshirt.

## YOUTH IS SERVED ON DSU OFFENSIVE LINE

Delaware State's youthful offensive line exceeded expectations in the opening game at Delaware last week. The line allowed just one sack against a veteran Delaware defensive line, while paving the way to 440 yards in total offense (341 passing) in the contest.

DSU senior center **Brandon Cunningham** (Lumberton, N.J.) appeared in 30 games with the Hornets entering the 2013 season, more than the combined total of all other Hornet offensive linemen on the squad.

Cunningham, a 2013 preseason All-MEAC First Team selection, is the lone senior on a unit that features a first-year junior college transfer, two sophomores, three redshirt freshmen and four true freshmen.

Despite the graduation of 2012 All-MEAC First Team lineman Nail Muradymov, the Hornets were hoping to continue the interior line improvements from last season. The offensive line allowed enough time for the Hornets to pass for 200-or-more yards in eight games, including the last seven, in 2012. Also last season, DSU more than doubled its rushing output from the previous year. After failing to produce a 100-yard rusher in a game in 2011, the Hornets had four individual 100-yard performances last season.

Two expected offensive line starters are lost for the year due to off-season injuries.

Second-year linemen **Dimitri Hill** (so.; 6-5, 325) and **Clark McCready** (so.; 6-4, 275) gained valuable experience as true freshmen in 2012. **Xavier Jones** (r-fr.; 6-2, 300), **Keevon Prather** (r-fr.; 6-3, 290) and **Jerron Searles** (r-fr.; 6-5, 270) are expected to play significant roles in 2013 after sitting out as redshirts last season. The top newcomer on the line is junior college transfer **Sal Carrero** (so.; 6-5, 315). Carrero was a top performer for junior college power ASA (N.Y.). **Darren Helwig** (fr.; 6-5, 295), a 2012 Delaware All-State First Team offensive lineman, is also a newcomer along the line this season.

## **ADJEI LEADER OF VETERAN DEFENSE**

Delaware State University inside linebacker **Ernest Adjei** (sr.; Woodbridge, Va.) knows a thing or two about the long road to success. A native of the Republic of Ghana in West Africa, Adjei has developed into one of the top defensive players and scholar-athletes in the Mid-Eastern Athletic Conference.



After a stellar career at Garfield High School (Va.), Adjei was forced to sit out his freshman year at Delaware State in 2009 to concentrate on his studies. When eligible to compete in 2010, he was first used as an undersized defensive lineman due to a rash of injuries along the Hornets' front wall.

Adjei returned to his natural position at linebacker in 2011. That season, he was third on the team with 59 total tackles. His 2011 season was highlighted by a career-high 14 tackles (12 solo) vs. Morgan State.

Last season, Adjei added All-MEAC First Team to his resume'. He earned the honor after finishing seventh in the league with 93 tackles (8.5 pg) while competing in all

11 games. His efforts helped lead the Hornets to a 6-5 overall record in 2012, their first winning season in five years; and a tie for third in the MEAC with a 5-3 mark.

Adjei, 2013 preseason All-MEAC First Team selection, enters his senior season with 165 career tackles (104 solo) at DSU.

## **MOORE IN RIGHT PLACE AT THE RIGHT TIME**

Delaware State free safety **Davon Moore** (jr.; 5-11, 205) had a nose for the ball in 2012. A 2012 All-MEAC First Team selection, Moore was tops on the Hornets and third in the MEAC at 8.8 tackles per-game and 97 total tackles.



He led all FCS players with a school-record 175 interception return yards and was tied for third in the MEAC (24<sup>th</sup> FCS) at 0.36 interceptions per game (4 total ints.).

Moore was honored by the Mid-Eastern Athletic Conference (MEAC) and College Football Performance for his play in the Hornets' 20-17 win at Norfolk State on Oct. 6. He was named MEAC Defensive Player-of-the Week and College Football Performance HBCU National Defensive Back-of-the-Week after recording eight tackles (six unassisted), two interceptions, a forced fumble, pass break-up and a block in the contest.

His second interception at the DSU 11 sealed the Hornet victory with 29 seconds left to play.

In addition, Moore was tied for eighth in the MEAC at 0.91 passes defended per game (10 total) in 2012.

## **COLSTON HOPES TO IMPROVE ON FIRST-YEAR SUCCESS**

Delaware State University defensive back **Terrick Colston** (so.; Lakeland, Fla.) was rewarded for his outstanding freshman season with a 2013 preseason All-MEAC selection.



A 2012 SportsNetwork Jerry Rice Award candidate for top Football Championship Subdivision freshman and All-MEAC Second Team pick, Colston was second on the Hornets and fifth in the MEAC at 8.6 tackles per-game (95 total tackles), tops among league freshmen, setting a team record for tackles by a freshman.

He was a two-time MEAC Rookie-of-the-Week last season, once after collecting a team-high nine tackles (five solo), two interceptions and a pass break-up in the Hornets' 31-17 win over South Carolina State (Oct. 13). He returned the first interception 53 yards for a touchdown; while the second pick, in the endzone, spoiled a potential South Carolina State go-ahead touchdown in the third quarter.

## **GUNTER LOOKS TO LIVE UP TO EXPECTATIONS**

Hornet defensive end **Rodney Gunter** (jr.; Haines City, Fla.) is primed for a breakout season, according to some forecasters.

Gunter has been named to the 2013 preseason All-MEAC First Team by league head coaches and sports information directors, and *Phil Steele's College Football Magazine*.



A 2012 All-MEAC Second Team selection, he was team leader and tied for seventh in the MEAC at 0.50 sacks per game (5.5 total) last season. In addition, Gunter was seventh on the Hornets with 49 total tackles, tops among team defensive linemen with 27 unassisted tackles and second on the team with nine tackles-for-loss (-46). He was also credit-

ed with three quarterback hurries, one forced fumble, a recovery and one pass break up. Gunter had a career-high three sacks in 23-20 overtime loss to NC Central last Nov. 3.

## WILLIAMS LEADS TALENTED STABLE OF DSU BACKS

Delaware State is fortunate to have depth at the running back position this season. Halfback **Malcolm Williams** (jr.; 5-10, 180), a 2013 preseason All-  
MEAC First Team selection, missed last week's opener at Delaware due to a toe injury. Williams was the Hornets top rusher with 437 yards despite missing two games due to an ankle injury, in 2012 (4.9 ypc). Williams had two 100



**Malcolm Williams**

-yard games last season, including 120 vs. FBS Cincinnati. His status is questionable for Saturday's game at Towson.

**Dae-Hon Cheung** (so.; 5-9, 180) started for Williams last week. Cheung had 26 yards on four carries (long 12) in the contest. He rushed for 410 yards (5.0 ypc) and three touchdowns as a true freshman last season. Cheung rushed for a team season-high 140 yards and two touchdowns vs. Florida A&M in his first career start.

**Nagee Jackson** (so.; 6-1, 215) had 238 yards rushing and a team-high seven touchdowns on the ground, tops along all MEAC freshmen last season. He also had a 100-yard game (106 vs. So. Carolina State) as a true freshman in 2012. Jackson netted three yards on two carries in

the opener last week.

**Lamar Shaw** (r-jr.; 5-9, 230), **Trey Hall** (r-fr.; 5-11, 195), and former Delaware high school star **Jamaal Jackson** (so.; 5-9, 175) are also expected to tote the rock this season. Jackson rushed for more than 6,000 yards and 83 touchdowns at Hodgson Vo-Tech (Del.) before enrolling at Nassau CC.

## HORNETS FEAST ON TURNOVERS

Delaware State was a minus-one in the turnover department in last week's opener at Delaware. The Hornets forced just one turnover, a fumble that was scooped up for a touchdown in the fourth quarter. DSU was among the nation's most opportunistic Football Championship Subdivision teams last season. The Hornets were second in the MEAC and fourth in the nation with a 1.4 turnover margin in 2012.

Delaware State had 31 takeaways (16 fumble recoveries/15 INTs) and just 16 giveaways (11 lost fumbles/5 INTs) last season.

DSU recorded four takeaways vs. Hampton (3 fum rec.; 1 INT) on Nov. 10. The Hornets had three interceptions vs. South Carolina State on Oct. 13. DSU forced a season high six turnovers at FBS Cincinnati on Sep. 15 (four fumble recoveries, two interceptions) and four (3 INTs; 1 FR) at Norfolk State on Oct. 6. The six forced turnovers at Cincy were the most by a DSU opponent since Howard also committed six in a 10-6 loss to the Hornets in 2008.

The Hornets forced just 13 turnovers for the entire 2011 season (7 INTs; 6 fumble recoveries).

## STAYING HOME

Delaware State's 2013 roster includes a total of nine in-state players, second to Maryland (13) for tops among the states. The Hornets' Delaware products are: **Stewart Carey** (Newark), **Morris Frasier** (Felton), **Malik Golson** (Dover), **Darren Helwig** (Dover), **Denzelle Hill** (New Castle), **Jamaal Jackson** (Wilmington), **Brandon Lewis** (Georgetown), **Justin Watson** (Newark) **Matt Watson** (Dover)

## THE 2013 HORNETS WERE ...

0-0	at home
0-1	in road games
0-0	in neutral site games
0-1	in day games
0-0	in night games
0-0	in MEAC games
0-1	in non-conference games
0-1	in overtime games
0-0	on natural grass
0-1	on artificial surfaces
0-0	vs. Top 25 FCS teams
0-1	vs. unranked FCS teams
0-0	when scoring first
0-1	when opponent scores first
0-0	in games decided by seven points or less
0-1	in games decided by 10 or more points
0-1	in games decided by 20 or more points
0-0	when leading after the first qtr.
0-1	when trailing after the first qtr.
0-0	when tied after the first qtr.
0-0	when leading at halftime
0-1	when trailing at the half
0-0	when tied at the half
0-0	when leading after three qtrs.
0-1	when trailing after three qtrs.
0-1	when tied after three qtrs.
0-0	when gaining more total yards
0-1	when opponent gains more yards
0-0	when gaining more rushing yards
0-1	when opponent has more rush yards
0-1	when gaining more passing yards
0-0	when opponent has more pass yards
0-1	when committing more turnovers
0-0	when opponent has more turnovers
0-1	when posting more first downs
0-0	when opponent has more first downs
0-1	when committing more penalties
0-0	when opponent has more penalties
0-0	when penalties are even
0-1	with more possession time

## CAPTAINS UP FOR GRABS

Rather than select captains for the season, the Delaware State coaching staff plans to appoint captains for each game this year. "We will name captains for each contest, based on game and practice performance, attitude, classroom and off-the-field activities," said DSU head coach Kermit Blount. "This has been my philosophy since I became a head coach." DB **Davon Moore**, LB **Ernest Adjei**, QB **Cory Murphy** and C **Brandon Cunningham** were captain's in last weeks season opener.

## SLOW STARTS

Delaware State faces a tough challenge in its bid to avoid a third 0-2 start in the last five seasons. The Hornets dropped their first two games in 2009 and '10 before winning the first two in 2011 and splitting in 2012.

## 2012 DSU HONORS

### **Ernest Adjei (LB)**

*All-MEAC First Team (postseason)*

### **Rodney Gunter**

*All-MEAC Second Team (postseason)*

### **Nick Elko (QB)**

*MEAC Offensive Player-of-the-Year*

*All-MEAC First Team (postseason)*

### **Brandon Cunningham (OL)**

*All-MEAC Second Team (postseason)*

### **Travis Tarpley (WR/KR)**

*Sheridan Broadcast Network Black College All-America First*

*All-MEAC First Team (postseason)*

*MEAC Offensive Player-of-the-Week (Nov. 12)*

*2012 Preseason All-MEAC First Team*

*2012 College Football Performance Award Special Teams "Watch List"*

### **Justin Wilson (WR)**

*All-MEAC First Team (post season)*

*2012 Preseason All-MEAC Second Team*

### **Dae-Hon Cheung (RB)**

*MEAC Rookie-of-the-Week (Oct. 1)*

### **Davon Moore (DB)**

*All-MEAC First Team (postseason)*

*MEAC Co-Defensive Player-of-the-Week (Oct. 8)*

*College Football Performance Awards MEAC*

*Defensive Back-of-the-Week*

### **Terrick Colston (DB)**

*All-MEAC Second Team (postseason)*

*MEAC Rookie-of-the-Week (Oct. 15)*

*College Football Performance Awards MEAC*

*Defensive Back-of-the-Week*

*MEAC Rookie-of-the-Week*

### **Nail Muradymov (OL)**

*All-MEAC First Team (postseason)*

*MEAC Offensive Lineman of the Week (Oct. 29)*

## **DSU PUNTER TO ADD DEFENSIVE END TO HIS DUTIES**

When the Hornets' ended spring camp last April, Delaware State University defensive coordinator Mike Ketchum suggested punter **Marco Kano** (sr.; Cottbus, German) try his hand at defensive end when the team returned in the summer.

"We asked Marco if he was willing to play some defense because of his size (6-6, 240) and athleticism," said Ketchum. "Despite being new to the position, he is a fast learner with good instincts and a tremendous work ethic. I'm confident he will contribute to our defense this season."

Kano, who also serves as a holder on field goals and point-after touchdowns, quickly embraced the challenge of joining the big guys on the defensive line. "I love kicking, but I've always wanted to get more playing time," he said. "This gets me more involved in practice and the game. I'll do anything to help the team."

Kano has ranked fourth in the Mid-Eastern Athletic Conference in punting in each of the last two years. In 2012, he averaged a career-best 39.4 yards per punt, highlighted by seven kicks of 50-or-more yards and 12 that landed or downed inside the opponents' 20-yard line.

He's also a FSC Academic All-America candidate.



## **HOLD THOSE FLAGS**

Delaware State has been the MEAC's least penalized team in three of the last four seasons. The Hornets were second to North Carolina A&T for the fewest penalties in the league in 2012, snapping a string of three straight seasons atop the list. DSU was penalized 68 times for 559 yards last season (50.8 ypg). In 2011, the Hornets were flagged 67 times for 570 yards (51.8 pg). Delaware State was flagged 73 times in 2010 (50.1 ypg) and 71 in 2009 (60.2 ypg). The Hornets were penalized seven times for 60 yards in the 2013 opener at Delaware last week.

## **IN THE RED**

Delaware State put points on the board in two of its four trips into the "red zone" in last week's opener at Delaware. The Hornets scored two touchdowns after reaching Delaware's 20-yard line; but failed to score on a missed field goal and an interception on red zone trips. DSU enjoyed some success when reaching the red zone last season. The Hornets were third in the MEAC with an 79.5% red zone scoring percentage in 2012. DSU has 31 scores, including 19 touch-downs, in 39 red zone chances a year ago. The Hornets were 5-for-5 in the red zone at Morgan State last Oct. 25. Defensively, the Hornets are eighth in the league in the red zone last season. The DSU defense allowed 32 scores, including 20 touchdowns, in 40 red zone chances (80.0%) in 2012.

## **STINGERS**

Delaware State placekicker **Mitchell Ward** (jr.; Birmingham, England) has nailed 34 straight extra points, including 28 in a row last season ... DSU head coach **Kermit Blount** is 2-3 vs. non-MEAC FCS teams since joining the Hornets in 2011 ... the Hornets are No. 1 in the MEAC in passing offense (341.0 ypg) after their week 1 performance against Delaware.

## **DSU FOOTBALL FACTS**

### **GENERAL INFORMATION**

<b>Location</b>	Dover, Del. 19901
<b>Founded</b>	1891
<b>Enrollment</b>	4,100
<b>President</b>	Dr. Harry L. Williams
<b>Faculty Representative</b>	Dr. Jan Blade
<b>Director of Athletics</b>	Candy Young
<b>Nickname</b>	Hornets
<b>Colors</b>	Columbia Blue (PMS 297) & Red (PMS 199)
<b>National Affiliation</b>	NCAA Div. I FCS
<b>Conference</b>	MEAC
<b>Stadium</b>	Alumni Stadium
<b>Capacity</b>	7,000
<b>Surface</b>	Artificial (A-Turf)
<b>Press Box Phone</b>	(302) 857-7651

### **HISTORY**

<b>First Year of Football</b>	1924
<b>All-Time Record</b>	344-386-11
<b>All-Time MEAC Record</b>	124-145-1
<b>Conference Titles (6)</b>	1985, '87, '88, '89, '91, '07
<b>All-Time Playoff Record</b>	0-1

### **COACHING STAFF**

<b>Head Coach</b>	Kermit Blount
<b>Alma Mater</b>	Winston-Salem State/1980
<b>Record at DSU</b>	9-14 (.450)/ third year
<b>Career Record</b>	100-101-3 (.490)
<b>Football Office Phone</b>	(302) 857-7447
<b>Football Office Fax</b>	(302) 857-7555
<b>Assistant Coaches</b>	
Nick Calcutta	Asst. HC/Offensive Line/TEs
Michael Ketchum	Defensive Coordinator/OLBs
Arrington Jones III	Offensive Coordinator/QBs
Jeff Braxton	Defensive Line/Recruiting
Curtis Thomas	Wide Receivers
Tory Woodbury	Running Backs/Special Teams
Lonnie Teasley	Cornerbacks
Don Jones	Safeties
Chuck Poplos	Kickers (volunteer)
<b>Video Coordinator</b>	Shekima Yarbrey
<b>Equipment Manager</b>	Mark Springs
<b>Dir. Sports Medicine</b>	Lori Leary
<b>Administrative Assistant</b>	Edna Piper

### **TEAM INFORMATION**

<b>2012 Overall Record</b>	6-5 (4-1 home, 2-4 away)
<b>2012 MEAC Record</b>	5-3 (3-1 home, 2-2 away)
<b>Conference Finish</b>	T-3rd
<b>Final National Rankings</b>	N/A
<b>Offense</b>	Multiple
<b>Defense</b>	4-3
<b>Lettermen Returning (36)</b>	
Offense	12
Defense	22
Specialists	2
<b>Lettermen Lost (20)</b>	
Offense	12
Defense	8
Specialists	2
<b>Starters Returning/Lost, including specialists (12/14)</b>	
Offense	3/8
Defense	7/4
Specialists	2/0

## **HORNETS IN MEAC**

Delaware State, a charter member of the Mid-Eastern Athletic Conference (MEAC), is in its 44<sup>th</sup> season of league play. The Hornets have an all-time record of 124-144-1 in MEAC contests. Delaware State has won or shared six MEAC championships. The Hornets claimed outright MEAC titles in 1985, 1989 and 2007, while sharing the crown in 1987, 1988 and 1991. Since winning the MEAC title with an 8-0 record in 2007, Delaware State is 16-29 in league contests.

## **HORNETS HAVE STABILITY ON THE SIDELINES**

The Delaware State coaching staff has remained pretty much intact in the third year of the **Kermit Blount** era. The only change from last season is the addition of safeties coach **Don Jones**. Also during the off-season, Blount promoted former graduate assistant **Lonnie Teasley** to cornerbacks coach.

**Nick Calcutta**, the assistant head coach, is in his third year as Blount's offensive line coach.

Coordinators **Arrington Jones** (offense) and **Mike Ketchum** (defense) have re-turned to the staff for their third seasons at DSU. Each worked with Blount during his tenure as head coach at Winston-Salem State. Jones, a former member of the NFL's San Francisco 49ers, also served as head coach at Virginia Union University. Ketchum was a head coach at his alma mater, Guilford University. **Tory Woodbury** (running backs) also returns for his third season at DSU. Woodbury was a star quarterback at Winston-Salem State before playing in the NFL for the New York Jets, New Orleans Saints and Buffalo Bills.

Veteran coaches **Curtis Thomas** (wide receivers/special teams) and **Jeff Braxton** (defensive line) also remain on the staff. Thomas, a former star receiver for the Hornets, is in his 14th year on the staff. He has served each of the last three DSU head coaches. Braxton is in his third stint at Delaware State. He returned to the Hornets in 2011 after serving the previous three years as head coach at Cheyney University (Pa.).

Blount has also welcomed the volunteer assistance of former Delaware State standout punter **Chuck Poplos** (1991-94) this season. Poplos, a three-time All-MEAC First Team selection, was inducted into the DSU Athletics Hall-of-Fame in 2012.

## **TOUGH SLATE**

Saturday's visit to Towson is the first of back-to-back contests against elite FCS teams for the Hornets. Towson is No. 4 in the latest SportsNetwork Top 25 poll of FCS teams, the highest ranking for a Delaware State opponent since the Hornets faced No. 1 Southern Illinois (0-49) in 2004.

Next week (Sep. 21), DSU will travel to Fargo, North Dakota to take on two-time defending FCS champion North Dakota State, the current SportsNetwork No. 1 team. The Bison (2-0) kicked off the 2013 season with a late-minute 24 -21 win over FBS Big 12 Kansas State on Aug. 29. NDSU, which defeated Ferris State 56-10 on Sep. 7, is idle this weekend.

The Hornets will play their fourth straight road game to open the season at MEAC rival Savannah State on Sep. 28.

DSU will play its first home game of the season on Oct. 5 against defending MEAC Bethune-Cookman.

## NATIONAL POLLS

### 2013 Sports Network/Fathead.com FCS Top-25 (Sep. 9 poll)

Team (First-place votes); 2013 Record; Points; Prev. rank

1. North Dakota State Bison (146) 2-0	3793 1
2. Eastern Washington Eagles (6) 2-0	3639 2
3. Montana State Bobcats 1-1	3234 3
4. Towson Tigers 2-0	3233 5
5. Sam Houston State Bearkats 1-1	3033 4
6. South Dakota State Jackrabbits 2-0	2941 6
7. Northern Iowa Panthers 2-0	2855 9
8. Central Arkansas Bears 1-1	2461 7
9. Eastern Illinois Panthers 2-0	2218 14
10. Georgia Southern Eagles 2-0	2203 10
11. Montana Grizzlies 1-0	2073 13
12. New Hampshire Wildcats 0-1	1944 11
13. McNeese State Cowboys 2-0	1789 18
14. Cal Poly Mustangs 1-1	1663 12
15. Richmond Spiders 1-1	1645 15
16. Wofford Terriers 1-1	1573 16
17. Stony Brook Seawolves 1-0	1482 17
18. Illinois State Redbirds 0-1	1100 19
19. Villanova Wildcats 0-2	978 8
20. James Madison Dukes 1-1	944 20
21. Coastal Carolina Chanticleers 2-0	712 24
22. Lehigh Mountain Hawks 1-0	603 23
23. Bethune-Cookman Wildcats 2-0	580 25
24. Youngstown State Penguins 2-0	551 NR
25. Northern Arizona Lumberjacks 0-1	523 22

Others receiving votes: Delaware 269, Samford 206, Southern Utah 185, Eastern Kentucky 159, Fordham 122, William & Mary 101, North Carolina A&T 81, Maine 66, UT Martin 64, Jacksonville State 62, Chattanooga 43, Appalachian State 40, Penn 38, Southern Illinois 29, Southeastern Louisiana 28, South Dakota 19, Harvard 18, Albany 15, Western Illinois 14, Northwestern State 14, Tennessee State 14, Liberty 10, Nicholls 9, Arkansas-Pine Bluff 8, Indiana State 6, Gardner-Webb 4, Murray State 2, The Citadel 1, South Carolina State 1, Sacramento State 1, Portland State 1

### Heritage Sports Radio Network Black College Football FCS Poll (Sep. 9 poll)

Team (First-place votes); 2013 Record; Points; Prev. rank

1. Bethune-Cookman Wildcats (17) 2-0	169 1
2. Tennessee State Tigers 1-1	150 4
3. North Carolina A&T Aggies (1) 1-0	125 9
4. Jackson State Tigers 1-1	113 7
5. Howard Bison 1-1	107 5
6. Florida A&M Rattlers 1-1	85 3
7. Alabama A&M Bulldogs 1-1	75 2
8. Alabama State Hornets 0-2	54 5
9. Prairie View A&M Panthers 1-1	39 8
10. Alcorn State Braves 1-1	24 NR

Others receiving votes: Arkansas-Pine Bluff 19, Delaware State 19, South Carolina State 19, Morgan State 14, NC Central 14, Norfolk State 12, Mississippi Valley State 11

### Sheridan Broadcast Network HBCU Poll (Sep. 9 poll)

Team (First-place votes) 2013 Record

1. Bethune-Cookman Wildcats (23) 2-0	264 2
2. North Carolina A&T Aggies (7) 1-0	219 5
3. Tuskegee Golden Tigers 1-0	193 4
4. Tennessee State Tigers 1-1	172 6
5. Winston-Salem State Rams 0-1	165 1
6. Arkansas-Pine Bluff Golden Lions 0-2	138 3
7. Jackson State Tigers 1-1	96 7
8. Howard Bison 1-1	77 10
9. Florida A&M Rattlers 1-1	49 8
10. South Carolina State Bulldogs 0-2	37 NR

Others receiving votes (in order of points): North Carolina Central 23, Alabama State 17, Alabama A&M 15, Prairie View A&M 11, Elizabeth City State 8

## HORNETS EIGHTH IN MEAC PRESEASON POLL

Delaware State has been picked to finish eighth in the 2013 Mid-Eastern Athletic Conference football standings, according to a poll of league head coaches and sports information representatives announced at the annual MEAC Kickoff Luncheon in Norfolk, Va. The Hornets received a total of 201 points in the preseason poll. Bethune-Cookman is the overwhelming favorite to win its second straight MEAC championship. The Wildcats collected 16 of 21 first place votes and 480 points in the poll.



Delaware State exceeded the preseason MEAC expectations in 2012. The Hornets were tied for third in the final standings with a 5-3 record after a 10<sup>th</sup> place prediction in the preseason poll last season.

"The preseason polls are good for conversation, but what happens on the field is all that matters," said Delaware State third-year head coach Kermit Blount. "We lost a number of key players from last year, but we have a solid group of veterans returning and some promising newcomers. There are a lot of question marks on our team, and we have great deal of work to do to get ready for the new season."

South Carolina State, North Carolina A&T, North Carolina Central and Florida A&M round out the top five in the 2013 MEAC preseason poll.

### 2013 MEAC Predicted Order of Finish

1. Bethune-Cookman (16)	480
2. So. Carolina State (2)	365
3. No. Carolina A&T	302
4. No. Carolina Central	260
5. Florida A&M	250
6. Howard	227
7. Norfolk State (1)	222
8. Delaware State	201
9. Hampton (1)	196
10. Morgan State	106
11. Savannah State (1)	52

## 5 HORNETS NAMED TO PRESEASON ALL-MEAC 1ST TEAM

Five Delaware State players were selected to the preseason All-MEAC First Team: LB Ernest Adjei (sr.); DL Rodney Gunter; DB Terrick Colston (so.); C Brandon Cunningham (sr.); and RB Malcolm Williams.

Adjei, a 2012 All-MEAC First Team pick, Adjei was tied for sixth in the MEAC in tackles at 8.5 per-game last season (93 total).

Gunter was a 2012 All-MEAC Second Team selection. He was tied for seventh in the MEAC in sacks (0.5 pg; 5.5 total) and tops among DSU defensive linemen with 49 tackles (27 solo) last season.

Colston, a 2012 Jerry Rice Award nominee (top FCS freshman), was second on the Hornets and fifth in the MEAC in tackles (8.6 pg; 95 total) a year ago.

A 2012 All-MEAC Second Team selection, Cunningham is the lone returning starter on the Hornets' offensive line.

Williams is the Hornets' top returning rusher with 437 yards despite missing two games due to an ankle injury in 2012. He had two 100-yard games last season, including 120 vs. FBS Cincinnati.

Delaware State free safety Davon Moore (jr.) was named to the 2013 preseason All-MEAC Second Team. A 2012 All-MEAC First Team pick, Moore was third in the league in tackles (8.8 pg; 97 total) and tied for third with four interceptions in 2012. His 175 interception return yards were tops in the MEAC and second among all FCS players last season.

Florida A&M quarterback Damien Fleming and Bethune-Cookman running back Isidore Jackson were selected as the MEAC's 2013 Preseason Co-Offensive Players-of-the-Year; while Bethune-Cookman linebacker Jarkevis Fields was named as the top defensive player.

## MID-EASTERN ATHLETIC CONFERENCE

### 2013 Standings

	MEAC	Overall
Bethune-Cookman	0-0	2-0
NCA&T	0-0	1-0
Howard	0-0	1-1
Florida A&M	0-0	1-1
NC Central	0-0	1-1
<b>Delaware State</b>	<b>0-0</b>	<b>0-1</b>
South Carolina State	0-0	0-2
Hampton	0-0	0-2
Morgan State	0-0	0-2
Norfolk State	0-0	0-2
Savannah State	0-0	0-2

### 2012 Final Standings

	MEAC		Overall	
	W-L	Pct.	W-L	Pct.
Bethune-Cookman	8-0	1.000	9-3	.750
Howard	6-2	.750	7-4	.636
North Carolina Central	5-3	.625	6-5	.545
<b>Delaware State</b>	<b>5-3</b>	<b>.625</b>	<b>6-5</b>	<b>.545</b>
North Carolina A&T	5-3	.625	7-4	.636
South Carolina State	4-4	.500	5-6	.455
Florida A&M	4-4	.500	4-7	.364
Hampton	3-5	.375	3-7	.300
Norfolk State	2-6	.250	4-7	.364
Morgan State	2-6	.250	3-8	.273
Savannah State	0-8	.000	1-10	.091



### 2013 Preseason All-MEAC First Team

#### Offense

QB	Damien Fleming	Florida A&M	Jr.
RB	Isidore Jackson	Bethune-Cookman	Sr.
<b>RB</b>	<b>Malcolm Williams</b>	<b>Delaware State</b>	<b>Jr.</b>
RB	James Owens	Florida A&M	r-Sr.
TE	Joseph Hawkins	Norfolk State	r-Sr.
WR	Lenworth Lennon	Florida A&M	r-Jr.
WR	Simon Hewyard	Savannah State	Sr.
<b>C</b>	<b>Brandon Cunningham</b>	<b>Delaware State</b>	<b>r-Sr.</b>
OL	Alex Monroe	Bethune-Cookman	Sr.
OL	Kevin House	Florida A&M	r-Jr.
OL	Zerrie Patterson	Florida A&M	So.
OL	Joshua Matthews	Howard	Sr.

#### Defense

DL	LeBrandon Richardson	Bethune-Cookman	Jr.
DL	Damon Gresham Chisholm	Howard	So.
<b>DL</b>	<b>Rodney Gunter</b>	<b>Delaware State</b>	<b>Jr.</b>
DL	Javon Hargrave	SC State	So.
LB	Jarkevis Fields	Bethune-Cookman	Sr.
<b>LB</b>	<b>Ernest Adjei</b>	<b>Delaware State</b>	<b>Sr.</b>
LB	Lynden Trail	Norfolk	r-Jr.
<b>DB</b>	<b>Terrick Colston</b>	<b>Delaware State</b>	<b>So.</b>
DB	Nick Addison	Bethune-Cookman	Jr.
DB	Julien David	Howard	Sr.
DB	D'Vonte Graham	NCA&T	Sr.
P	Nick Belcher	SC State	r-Sr.
PK	Chase Varnadore	Florida A&M	r-So.
Ret.	D'Vonte Gram	NCA&T	Sr.

#### Preseason Co-Offensive Players of the Year

Damien Fleming (QB) - Florida A&M  
Isidore Jackson (RB) - Bethune-Cookman

#### Preseason Defensive Player of the Year

Jarkevis Fields (LB) - Bethune-Cookman

#### 2013 DSU Preseason All-MEAC Second Team

DB Davon Moore Jr.

#### 2013 DSU Preseason All-MEAC Third Team

RB Dae-Hon Cheung So.  
DL Chikezie Ukeje Sr.  
DB Joe Boyd Sr.

### This Week in the MEAC

#### Saturday, Sep. 14

<b>Delaware State</b> at Towson	7:30
<b>NC Central</b> at Charlotte	12:00
Samford at <b>Florida A&amp;M</b>	2:00
<b>Howard</b> at Old Dominion	4:00
Alabama State at <b>SC State</b>	6:00
Fort Valley State at <b>Savannah State</b>	6:00
Elon at <b>No. Carolina A&amp;T</b>	6:00
<b>Bethune-Cookman</b> at Fla. Int'l	6:00
Tennessee Tech at <b>Hampton</b>	6:00
<b>Morgan State</b> at Liberty	7:00

All Times Eastern

#### Last Week's Results

##### Sat., Sep. 7

Delaware 42	<b>Delaware State 21</b>
<b>Bethune-Cookman 66</b>	Virginia Union 7
Tennessee State 27	<b>Florida A&amp;M 7</b>
Troy 66	<b>Savannah State 3</b>
<b>No. Carolina A&amp;T 24</b>	Appalachian State 21
William & Mary 31	<b>Hampton 7</b>
Clemson 52	<b>So. Carolina State 13</b>
Rutgers 38	<b>Norfolk State 0</b>
<b>NC Central 23</b>	St. Augustine's 20 OT
Robert Morris 31	<b>Morgan State 14</b>
<b>Howard 27</b>	Morehouse 16

### MEAC Players-of-the-Week

(for Sep. 7, 2013 games)

	Name	School	Pos
Offense	Greg McGhee	Howard	QB
Defense	D'Vonte Grant	NCA&T	LB
Offensive Line	Alex Monroe	Beth-Cook	LT
Rookie	Dominic Frescura	NCA&T	P
Special Teams	Oleg Parent	NCCU	PK

## DELAWARE STATE HEAD COACH KERMIT BLOUNT



Blount is making good on his promise to rebuild the Delaware State University football program.

The 2013 season will mark Blount's third with the Hornets. During his second year at the school, he led DSU to a 6-5 overall record, the team's first winning mark since 2007 and a three-game improvement from the previous season. The 2012 Hornets also posted five Mid-Eastern Athletic Conference (MEAC) wins, four more than the previous year.

Delaware State University quarterback Nick Elko was selected as the 2012 MEAC Offensive Player-of-the-Year, while Travis Tarpley (WR), Justin Wilson (WR), Nail Muradymov (OL), Ernest Adjei (LB) and Davon Moore (DB) were also named to the All-MEAC First Team

In addition, Moore was named to the 2012 College Sports Information Directors and Football Championship Subdivision Athletic Directors All-Academic Teams.

Despite a 3-8 record in Blount's first season with the Hornets, the team showed noticeable improvement on the field and in the classroom. DSU closed out the 2011 season with a 39-36 win over Howard, which featured one of the nation's stingiest defenses entering the contest. The Hornets racked up 412 total yards, including 324 by the pass during the game. The Bison were third among all FCS schools in pass defense (141.3 ypg) and fourth in total defense (288.5 ypg) prior to the contest.

Blount's 2011 Delaware State team was also the most disciplined in the MEAC. The Hornets were No. 1 in the league in fewest penalties (67) and penalty yards (570) last season.

In the classroom, 13 members of the 2011 Hornets earned MEAC Commissioner's All-Academic recognition. The team's combined grade point average also improved by 0.75 percentage points during the season.

Blount has nearly 30 years of collegiate coaching experience, including 16 as the head football coach for Winston-Salem State University in North Carolina.

It didn't take long for Blount to earn the respect of the Hornet players and the Delaware State University family. He quickly became an ambassador for the University and the football program throughout the region, in addition to establishing new academic, training, practice and accountability policies for the team.

Along the way, he found time to attract a top-notch staff of assistant coaches and support personnel to DSU.

Despite just a few weeks to prepare, Blount also directed the Hornets to a successful 2011 spring camp, during which time, new offensive and defensive formations were installed.

During his tenure at Winston-Salem, Coach Blount had a career record 91-87-3, which included his final 2009 season with the Rams in which he led the team to an 8-2 record. He guided the Rams to two Central Intercollegiate Athletic Association (CIAA) Championships and a total of three CIAA Championship game appearances. He also led Winston-Salem to two Pioneer Bowl appearances, one of which the team emerged as the victor (1999).

Blount is the winningest coach in the history of the Winston-Salem State football program. In fact, he reached the top of the list with a 28-27 come-from-behind win against Delaware State in Dover, Del., in 2008. He also led the Rams to 25 percent of their conference championships, directing WSSU to two of its eight conference titles as a head coach and to two more conference titles as a quarterback on the team's 1977 and 1978 squads.

Blount was honored as the CIAA Coach of the Year and as the Washington D.C. Pigskin Coach of the Year, as well as the 100% Wrong Club Coach of the Year - each award in both 1999 and 2000.

Throughout his coaching career, Blount has been associated with programs that have experienced phenomenal success. In all, he has been in a leadership role with teams that have won a total of six conference titles at both the NCAA Division I and Division II levels.

Blount began his coaching career in his home state of Virginia at Armstrong Kennedy High School in Richmond as a quarterbacks coach and assistant offensive coordinator. Following two seasons at the high school level Blount moved on to the collegiate ranks in 1983.

In 1983 he became a graduate assistant and assistant quarterbacks coach at East Carolina University where he would begin his collegiate coaching career.

Following his stint with the Pirates, Blount joined the staff at Howard University, where he assumed the responsibilities of offensive coordinator from 1984-89 under Bison head coach Willie Jeffries.

Soon after his arrival in the nation's capital, Blount's presence was felt as he directed a potent Bison offense to the 1987 Mid-Eastern Athletic Conference (MEAC) Championship. Following his time at Howard, he spent four more years as part of Jeffries' staff at South Carolina State University (MEAC) in Orangeburg, South Carolina before returning to his alma mater, Winston-Salem State University, as the head football coach in 1993.

During his coaching career, Blount and his coaching staffs have been responsible for recruiting and coaching student-athletes that have earned a total of 106 all-conference selections. In addition, Blount has guided a pair of conference player-of-the-year recipients, one All-America selection and a two-time Academic All-America honoree.



## DELAWARE STATE HEAD COACH KERMIT BLOUNT, cont.

His focus on academics resulted in more than 20 percent of Winston-Salem State University football scholarship student-athletes earning above a 3.0 GPA during the 2007-08 academic year and 22 football players have been named to the Mid-Eastern Athletic Conference Commissioner's All-Academic team over the span of the last two seasons.

Not only has Blount helped to shape the futures of former student-athletes at WSSU, he has also helped to guide the careers of countless assistant coaches and coordinators. Blount has helped four of his former assistant coaches move on to successful head coaching careers at the collegiate level.

A 1980 graduate of Winston-Salem State University, Blount enjoyed a fruitful playing career as a Ram. As a four-year starter at quarterback at WSSU, Blount guided the Rams to back-to-back CIAA titles in 1977 and 1978 earning all-conference and All-America honors along the way. The 1978 All-American sat atop the WSSU record books for more than 25 years before his 3,330 career passing yards were surpassed in 2004.

A native of Richmond, Va., Blount has a Bachelor of Science in Health and Physical Education from Winston-Salem State University.

Kermit and wife Ava have two grown children, April and Bryan.

### Blount vs. All-Opponents

<b>Bethune-Cookman</b>	<b>2-2</b>
Bowie State	5-3
Carson-Newman	1-3
Catawba	0-4
Cincinnati	0-1
Coastal Carolina	0-2
<b>Delaware</b>	<b>0-3</b>
Delaware State	1-2
Elizabeth City State	7-3
Fayetteville State	8-5-1
<b>Florida A&amp;M</b>	<b>1-5</b>
Fort Valley State	2-0
Grambling State	0-2
<b>Hampton</b>	<b>3-4</b>
<b>Howard</b>	<b>3-5</b>
Johnson C. Smith	12-1
Livingstone	9-3-1
<b>Morgan State</b>	<b>3-3</b>
<b>North Carolina A&amp;T</b>	<b>2-10</b>
North Carolina Central	9-9
<b>North Dakota State</b>	<b>0-0</b>
<b>Norfolk State</b>	<b>2-6-1</b>
<b>Savannah State</b>	<b>2-1</b>
Shaw	1-0
South Carolina State	2-7
Southern Ill.-Carbondale	0-1
St. Augustine's	4-0
<b>Towson</b>	<b>0-0</b>
Tuskegee	1-3
UC Davis	0-1
Virginia Military Institute	2-0
Virginia State	5-6
Virginia Union	11-4
West Virginia Tech.	1-0
Wofford	1-0

**TOTAL 100-101-3**

**WINNING % (.490)**

**Bold indicates 2013 opponent**

#### KERMIT BLOUNT YEAR-BY-YEAR

1993 WSSU 6-4-1	.545
1994 WSSU 6-5	.545
1995 WSSU 4-4-2	.400
1996 WSSU 4-7	.364
1997 WSSU 6-4	.600
1998 WSSU 5-5	.500
1999 WSSU 8-3*	.727
2000 WSSU 9-3*	.750
2001 WSSU 8-3	.727
2002 WSSU 4-6	.400
2003 WSSU 7-3	.700
2004 WSSU 4-6	.400
2005 WSSU 6-4	.600
2006 WSSU 4-7	.364
2007 WSSU 6-5	.545
2008 WSSU 3-8	.273
2009 WSSU 1-10	.091
2011 DSU 3-8	.273
2012 DSU 6-5	.600
<b>2013 DSU 0-1</b>	<b>.000</b>

**TOTAL 100-101-3 (.490)**

\* Denotes CIAA Champions

## DELAWARE STATE HEAD COACH KERMIT BLOUNT, cont.

### KERMIT BLOUNT'S YEAR-BY-YEAR RESULTS

#### 1993 to 2009 at Winston-Salem State

##### 1993 (6-4-1)

at Elizabeth City	47-6 W
North Carolina A&T	49-21 L
at Howard	31-10 L
at Livingstone	35-20 W
at Fayetteville State	20-17 W
Norfolk State	54-54 T
North Carolina Central	46-28 W
at Bowie State	24-13 L
Johnson C. Smith	23-6 W
at Virginia Union	35-27 W
Virginia State	48-28 W

##### 1994 (6-5)

vs. S. Carolina State	48-27 L
at North Carolina A&T	53-7 L
at Johnson C. Smith	51-25 W
Livingstone	17-12 W
Fayetteville State	39-28 L
at Norfolk State	50-48 L
Bowie State	40-14 W
at North Carolina Central	21-6 W
Wofford	23-10 W
Virginia Union	56-14 W
vs. Virginia State	38-35 L

##### 1995 (4-4-2)

Ft. Valley State	33-6 W
North Carolina A&T	45-21 L
Elizabeth City	21-19 L
at Livingstone	17-17 T
at Fayetteville State	17-17 T
Johnson C. Smith	28-12 W
North Carolina Central	42-19 L
at Bowie State	20-7 L
at Virginia Union	43-0 W
Virginia State	20-14 W

##### 1996 (4-7)

at Ft. Valley State	15-10 W
at North Carolina A&T	31-7 L
at Elizabeth City	14-11 L
at Southern Illinois	48-18 L
Fayetteville State	6-0 W
Livingstone	39-6 L
at North Carolina Central	28-0 L
at Virginia State	17-15 L
at Johnson C. Smith	14-6 L
Virginia Union	21-14 W
Norfolk State	13-7 W

##### 1997 (6-4)

North Carolina A&T	27-7 L
Savannah State	27-24 W
at Virginia Union	13-6 W
at Fayetteville State	18-16 L
at Livingstone	41-7 L
North Carolina Central	30-29 L
Virginia State	21-12 W
Johnson C. Smith	40-7 W
Elizabeth City	48-0 W
at Bowie State	21-0 W

##### 1998 (5-5)

at Catawba	10-7 L
at North Carolina A&T	20-12 L
Virginia Union	21-0 W
Fayetteville State	17-14 W
Livingstone	38-33 L
at North Carolina Central	43-8 W
at Virginia State	41-22 L
at Johnson C. Smith	29-19 W
at Elizabeth City	28-6 W
vs. Grambling State	35-28

##### 1999 CIAA Champs (8-3)

Catawba	17-14 L
North Carolina A&T	20-7 L
at Virginia Union	17-0 W
at Fayetteville State	44-0 W
vs. Livingstone	34-0 W
North Carolina Central	20-7 W
Virginia State	17-14 W
Johnson C. Smith	25-6 W
Elizabeth City State*	21-6 W
vs. Grambling State	25-23 L
vs. Tuskegee\$	23-7 W

\* CIAA Championship  
\$ Pioneer Bowl

##### 2000 CIAA Champs (9-3)

at South Carolina State	39-28 W
Bowie State	40-6 W
at Hampton	40-6 L
Virginia Union	34-19 W
Fayetteville State	28-14 W
Livingstone	28-7 W
at North Carolina Central	28-19 W
at Virginia State	20-13 L
at Johnson C. Smith	44-12 W
at Elizabeth City State	44-0 W
vs. Virginia Union*	31-28 W
vs. Tuskegee**	12-9 L

\* CIAA Championship

\*\* Pioneer Bowl

##### 2001 (8-3)

Carson-Newman	27-16 W
at Tuskegee	30-23 L
at Bowie State	17-14 W
at Virginia Union	24-22 L
at Fayetteville State	14-2 W
at Livingstone	31-0 W
North Carolina Central	14-0 W
Virginia State	44-10 W
Johnson C. Smith	17-0 W
Elizabeth City State	45-6 W
Virginia Union*	31-24 L
CIAA Championship	

##### 2002 (4-6)

at Carson-Newman	47-35 L
Tuskegee	36-15 L
at Bowie State	24-12 W
Virginia Union	18-15 L
Fayetteville State	30-26 L
Livingstone	23-6 W
at North Carolina Central	23-12 W
at Virginia State	12-7 L
at Johnson C. Smith	49-0 W
at Elizabeth City State	15-14 L

##### 2003 (7-3)

Carson-Newman	21-14 L
vs. Ft. Valley State	27-21 W
Virginia State	33-27 W
at West Virginia Tech.	35-33 W
at Virginia Union	29-17 L
at Fayetteville State	22-14 L
at Livingstone	42-23 W
North Carolina Central	47-0 W
Johnson C. Smith	38-0 W
St. Augustine's	54-19 W

#### DSU ALL-TIME COACHING WINS

Bill Collick (1985-96)	81
Edward Jackson (1933-45; 53-55)	47
Al Lavan (2004 — present)	41
Arnold Jeter (1967-74)	25
Joe Purzycki (1981-84)	21
Edmond Wyche (1975-80)	18
Bennie J. George (1956-59)	17
Ben Blacknall (2000-2003)	16
Thomas Conrad (1946-49)	15
Roy D. Moore (1961-64)	15

**DELAWARE STATE HEAD COACH KERMIT BLOUNT, cont.**

**KERMIT BLOUNT'S YEAR-BY-YEAR RESULTS**

**2004 (4-6)**

at Carson-Newman	48-32 L
Ft. Valley State	21-19 L
Tusculum	37-20 L
Virginia Union	20-13 W
at Bowie State	7-6 L
Fayetteville State	21-14 L
Livingstone	31-21 W
at North Carolina Central	35-33 L
at Johnson C. Smith	31-20 W
at St. Augustine's	31-13 W

**2005 (6-4)**

Catawba College	20-10 L
at Howard	20-6 L
at South Carolina State	52-12 L
Elizabeth City State	24-23 W
at Virginia Union	31-0 W
at Fayetteville State	26-24 W
at Livingstone	42-14 W
North Carolina Central	20-17 L
Johnson C. Smith	28-9 W
Saint Augustine's	35-33 W

**2006 (4-7)**

at Catawba College	21-7 L
at North Carolina A& T	41-14 W
South Carolina State	35-6 L
at Florida A&M	25-21 L
Coastal Carolina	31-12 L
Howard	12-0 W
at Bethune-Cookman	10-6 L
at Savannah State	38-6 W
at #17 Hampton	13-3 L
Saint Augustine's	26-6 W
at Norfolk State	31-14 L

**2007 (6-5)**

North Carolina A&T	28-7 W
at Coastal Carolina	28-21 L
at Morgan State	19-17 W
at South Carolina State	20-7 L
at Howard	24-21 (ot) L
vs. Florida A&M	27-23 W
at Bethune-Cookman	14-9 W
Hampton	20-19 W
#13 Delaware State	23-20 L
North Carolina Central	35-10 W
Norfolk State	23-20 L

**2008 (3-8)**

at North Carolina A&T	14-8 L
Savannah State	16-13 L
Morgan State	21-7 L
South Carolina State	43-17 L
Howard	34-10 W
at Florida A&M	23-0 L
Bethune-Cookman	27-6 L
at Hampton	35-30 W
at Delaware State	27-26 W
at North Carolina Central	23-16 L
Norfolk State	17-14 L

**2009 (1-10)**

North Carolina A&T	19-10 L
Florida A&M	34-10 L
Morgan State*	16-10 L
at South Carolina State	27-10 L
at Howard	7-3 L
at UC Davis	45-14 L
at Bethune-Cookman	16-10 W
Hampton	16-13 L
Delaware State	24-21 L
North Carolina Central	18-10 L
at Norfolk State	28-21 L

\*Giants Stadium - E. Rutherford, N.J.

**at Delaware State**

**2011 (3-8)**

at VMI	24-21 W
SHAW	31-27 W
at Delaware	0-45 L
at SC State	0-69 L
at Florida A&M	7-34 L
NORFOLK STATE	21-38 L
at NCA&T	24-42 L
MORGAN STATE	0-12, L
NC CENTRAL	7-14, L
at Hampton	6-42, L
HOWARD	39-36, W

**2012 (6-4)**

VMI	17-10, W
at Delaware	38-14, L
at Cincinnati	7-23, L
FLORIDA A&M*	22-24, L
at Norfolk State*	20-17, W
SC STATE*	31-17, W
NCA&T*	24-0, W
at Morgan State*	28-23, W
at NC Central*	23-20, L (OT)
HAMPTON	35-27, W
at Howard	34-41, L

**2013 (0-1)**

at Delaware	21-42, L
-------------	----------

## DELAWARE STATE UNIVERSITY ATHLETICS 2013 FOOTBALL DEPTH CHART

(As of Sep. 12, 2013)

### OFFENSE

<b>X/WR</b>	11-Milton Williams (jr.; 6-3/200) 80-Morris Frasier (r-so.; 6-2/210)
<b>Z/WR</b>	15-Joseph "Bo" Ceravolo (r-so.; 6-1/190) 81- Tiyahnn Bryant (fr.; 6-2/180)
<b>LT</b>	79-Dimitri Hill (so.; 6-5/325) 77-Ernest Mengoni (fr.; 6-3/285)
<b>LG</b>	64-Xavier Jones (r-fr.; 6-2/300) 74-Clark McCready (so.; 6-4/275)
<b>C</b>	63-Brandon Cunningham (r-sr.; 6-2/285) 55-Patrick Phillips (fr.; 6-0/285)
<b>RG</b>	78-Sal Carrero (jr.; 6-5/315) 77-Ernest Mengoni (fr.; 6-3/285)
<b>RT</b>	73-Jerron Searles (r-fr.; 6-5/270) 72-Keevon Prather (r-fr.; 6-3/290)
<b>WR</b>	4-Malik Golson (r-fr.; 5-9/180) 7-Aris Scott (fr.; 5-11/180)
<b>WR</b>	87-Robert King (r-jr.; 6-0/180) 88-Gabe Sherrod (r-fr.; 6-3/210)
<b>RB</b>	2-Malcolm Williams (jr.; 5-10/175) 30-Dae-Hon Cheung (so.; 5-10/170)
<b>QB</b>	6-Cory Murphy (sr.; 6-2/205) 16-Esayah Obado (r-fr.; 6-3/210)
<b>PK</b>	35-Mitchell Ward (jr.; 6-1/180) 39-Jeremiah McGeough (fr.; 6-1/170)
<b>P</b>	83-Marco Kano (sr.; 6-6/240) 39-Jeremiah McGeough ( fr.; 6-1/170)
<b>HLD</b>	83-Marco Kano (sr.; 6-6/240) 6-Cory Murphy (sr.; 6-2/205)

### DEFENSE

<b>END</b>	95-Rodney Gunter (jr.; 6-5/305) 93-Nick Nelson (r-fr.; 6-4/245)
<b>NOSE</b>	96-Chikeze Ukeje (sr.; 6-3/290) 98-Jamal Douglas (jr.; 6-1/295)
<b>DT</b>	92-Frankie Glenn (so.; 6-3/300) 97-Tarique Anderson (so.; 6-5/250)
<b>END</b>	90-Corey Barnes (so.; 6-4/260) 97-Tarique Anderson (so.; 6-4/250)
<b>LB</b>	53-Ernest Adjei sr.; 6-0/230) 54-Stewart Carey (jr.; 6-0/230)
<b>LB</b>	48-Elbie Williams (jr.; 6-0/230) 56-Mike Davis (r-jr.; 5-11/205)
<b>ROVR</b>	21-Joe Boyd (sr.; 6-0/195) 17-Rashawn Barrett (so.; 6-1/200)
<b>FREE</b>	44-Davon Moore (jr.; 5-11/205) 20-Kevin Rowan (fr.; 6-1/180)
<b>HRNT</b>	29-Terrick Colston (so.; 6-1/190) 26-Gary Melton (fr.; 5-10/175)
<b>CB</b>	32-Cameren Judge (jr.; 5-10/180) 24-Willie Burton (fr.; 5-9/165)
<b>CB</b>	19-J.R. Robinson (so.; 5-11/185) 36-Cory Scott (jr.; 6-1/190)

### SPECIALISTS

<b>LS</b>	63-Brandon Cunningham (r-sr.; 6-2/285) 94-Keith Hunter (sr.; 6-2/230) 77-Ernest Mengoni (fr.; 6-2/285)
<b>KOR</b>	2-Malcolm Williams (jr.; 5-10; 175) 11-Milton Williams (jr.; 6-3, 200) 7-Aris Scott (fr.; 5-11, 180) 4-Malik Golson (r-fr.; 5-9/180)
<b>PR</b>	2-Malcolm Williams (jr.; 5-10/175) 4-Malik Golson (r-fr.; 5-9/180) 11-Milton Williams (jr.; 6-3/200)

## PRONUNCIATION GUIDE

4	<b>Malik</b> Golson	Muh-leek	53	<b>Ernest Adjei</b>	Ah-jay
5	<b>Jamaal</b> Jackson	Juh-mehl	72	<b>Keevon Prather</b>	Kee-vahn Prath-er
7	<b>Aris</b> Scott	Air-es	77	<b>Ernest Mengoni</b>	Men-go-nee
15	Joseph <b>Ceravolo</b>	Sare-ah-vah-lo	78	<b>Sal Carrero</b>	Kuh-rare-oh
16	<b>Esayah Obado</b>	Ee-sy-ah Oo-bah-doh	79	<b>Dimitri Hill</b>	Duh-mee-tree
25	<b>Nagee</b> Jackson	Nah-jee	81	<b>Tiyahnn Bryant</b>	Ty-ahn
29	<b>Terrick</b> Colston	Tare-ick	83	<b>Marco Kano</b>	Kay-noh
30	<b>Dae-Hon Cheung</b>	Day-hahn Chee-ung	96	<b>Chikezie Ukeje</b>	Chuh-kee-zee Uh-kay-zee
39	<b>Jeremiah McGeough</b>	Muh-gee-oh	99	<b>Shubasz</b> Gordon	Shuh-bazz

**2013 DELAWARE STATE UNIVERSITY FOOTBALL ROSTER****Numerical**

<b>No.</b>	<b>Name</b>	<b>POS</b>	<b>HT/WT</b>	<b>YR</b>	<b>HOMETOWN/PREVIOUS SCHOOL</b>
2	Malcolm Williams	RB	5-10/175	JR	Reading, Pa./Reading Senior HS
4	Malik Golson	WR	5-9/180	r-FR	San Diego, Cal./Smyrna HS
5	Jamaal Jackson	RB	5-9/175	r-SO	Wilmington, Del./Nassau CC
6	Cory Murphy	QB	6-1/205	SR	Santa Clara, Cal./Foothill JC
7	Aris Scott	WR	5-11/180	FR	Harrisburg, Pa./Central Dauphin East HS
8	Emmett Hunt	QB	6-1/215	FR	Coatesville, Pa./Coatesville HS
10	Willie Bolden	DB	6-1/205	r-FR	Brunswick, Ga./Brunswick HS
11	Milton Williams	WR	6-3/200	JR	Washington, D.C./Frederick Douglas HS
12	Garrison Duncan	QB	6-2/215	FR	Kernersville, N.C./E. Forsyth HS
15	Joseph "Bo" Ceravolo	WR	6-0/190	r-SO	Venice, Fla./Venice HS
16	Esayah Obado	QB	6-3/210	r-FR	Hamilton, N.J./Nottingham HS
17	Rashawn Barrett	DB	6-1/200	SO	Montclair, N.J./Montclair HS
18	Marlon Kelly	WR	6-2/195	r-SO	Miami, Fla./Dr. Krop HS
19	Ronald "JR" Robinson	DB	5-11/185	SO	Jersey City, N.J./St. Peter's Prep
20	Kevin Rowan	DB	6-1/180	FR	Bladensburg, Md./Bladensburg HS
21	Joe Boyd	DB	6-0/195	SR	Ft. Washington, Md./Friendly HS
22	Lamar Shaw	RB	5-9/230	r-JR	Mt. Vernon, N.Y./Mot Vernon HS
23	Trey Hall	RB	5-11/195	r-FR	Beaver Falls, Pa./Beaver Falls HS
24	Willie Burton	DB	5-9/165	FR	Washington Twp., N.J./Timber Creek HS
25	Nagee Jackson	RB	6-2/220	SO	Gainesville, Ga./Fork Union M.A.
26	Gary Melton, Jr.	DB	5-10/175	FR	Trenton, N.J./Cedar Creek HS
28	Isaiah Simpson	DB	5-11/185	SO	New Brunswick, N.J./New Brunswick HS
29	Terrick Colston	DB	6-1/190	SO	Lakeland, Fla./Kathleen HS
30	Dae-Hon Cheung	RB	5-10/170	SO	Coatesville, Pa./Coatesville HS
32	Cameren Judge	DB	5-10/180	JR	New Britain, Conn./Lackawanna JC
35	Mitchell Ward	PK	6-1/180	JR	Binghamton, Eng./Dougherty HS (Cal.)
36	Cory Scott	DB	6-1/190	JR	Mt. Vernon, N.Y./Mt. Vernon HS
39	Jeremiah McGeough	P/PK	6-1/170	FR	Danville, Va./Geo. Washington HS
40	Justin Watson	LB	5-11/245	FR	Newark, Del./Eastern Christian Acad.
41	Alex Wright	FB	5-10/230	FR	Richmond, Va./Benedictine HS
43	Raphael Whittingham	LB	6-3/205	FR	Brooklyn, N.Y./Canarsie HS
44	Davon Moore	DB	5-11/205	JR	Mt. Vernon, N.Y./Mt. Vernon HS
45	Alex Perry	LB	5-11/225	JR	Jacksonville, Fla./First Coast HS
47	Troye Cornwall	LB	6-0/210	JR	Mt. Vernon, N.Y./Mt. Vernon HS
48	Elbie Williams	LB	6-0/230	JR	Bowie, Md./DeMatha HS
50	Aaron Spencer	DB	6-0/220	FR	Camden, N.J./Woodrow Wilson
52	Brandon Lewis	LB	6-0/230	FR	Georgetown, Del./Sussex Central HS
53	Ernest Adjei	LB	6-0/230	SR	Woodbridge, Va./Gar-Field HS
54	Stewart Carey	LB	6-0/230	JR	Newark, Del./Newark HS
55	Patrick Phillips	OL	6-0/285	FR	Ocean City, Md./Stephen Decatur HS
56	Mike Davis	LB	5-11/205	r-JR	Indian Head, Md./Lackey HS
58	Michael Glass	LB	5-10/205	FR	Laurel, Md./Laurel HS
63	Brandon Cunningham	C	6-2/285	SR	Lumberton, N.J./Rancocas Valley HS
64	Xavier Jones	OL	6-2/300	r-FR	Burlington, N.J./Burlington Twp. HS
68	Denzelle Hill	OL	6-2.330	FR	New Castle, Del./William Penn HS

## DSU NUMERICAL ROSTER, cont.

70	Justin Cook	OL	6-4/300	FR	Salisbury, Md./Wicomico HS
72	Keevon Prather	OL	6-3/290	r-FR	Temple Hills, Md./Crossland HS
73	Jerron Searles	OL	6-5/275	r-FR	Atlantic City, N.J./Atlantic City HS
74	Clark McCready	OL	6-4/275	SO	Hollidaysburg, Pa./Hollidaysburg Area HS
76	Darren Helwig	OL	6-5/295	FR	Dover, Del./Smyrna HS
77	Ernest Mengoni	OL	6-3/285	FR	Eynan, Pa./Valley View HS
78	Sal Carrero	OL	6-5/315	JR	Boston, Mass./ASA College (N.Y.)
79	Dimitri Hill	OL	6-5/325	SO	Waldorf, Md./Westlake HS
80	Morris Frasier	WR	6-2/210	r-SO	Felton, Del./Lake Forest HS
81	Tiyahnn Bryant	WR	6-2/180	FR	East Orange, N.J./East Orange Campus
83	Marco Kano	P/DL	6-6/235	SR	Cottbus, Ger./Pueckler-Gymnasium
84	Matt Watson	WR	5-6/160	FR	Dover, Del./Dover HS
85	Nate Ortiz	TE	6-3/225	r-FR	Jersey City, N.J./St. Anthony's HS
87	Robert King	WR	6-0/180	r-JR	Randallstown, Md./Landsdowne HS
88	Gabriel Sherrod	WR	6-3/210	r-FR	Perryville, Md./Perryville HS
89	Jerimiah Williams	WR	6-2/195	FR	Washington, D.C./McKinley Tech HS
90	Corey Barnes	DL	6-4/260	SO	Virginia Beach, Va./Nansemond HS
91	Will Womack	DL	6-4/240	FR	Richmond, Va./Hargrave Military Acad.
92	Frankie Glenn	DL	6-2/300	SO	Titusville, Fla./Astronaut HS
93	Nick Nelson	DL	6-4/245	r-FR	Dumfries, Va./Potomac HS
94	Keith Hunter	DL	6-2/230	SR	Windsor, Conn./Windsor HS
95	Rodney Gunter	DL	6-5/305	JR	Lake Hamilton, Fla./Haines City HS
96	Chikezie Ukeje	DL	6-3/290	SR	Staten Island, N.Y./Port Richmond HS
97	Tarique Anderson	DL	6-5/250	SO	Toronto, Ont./Fork Union Military Acad.
98	Jamal Douglas	DL	6-1/295	JR	Bartow, Fla./Bartow Senior HS
99	Shubasz Gordon	DL	6-3/290	JR	Bloomfield, Conn./Lackawanna JC

### Coaching Staff

**Head Coach:** Kermit Blount (Winston-Salem State, '80) – Third year

**Assistants:** Nick Calcutta (Millersville, '82) – Assistant Head Coach/Offensive Line/Tight Ends – Sixth year

Arrington Jones (Winston-Salem State, '81) – Offensive Coordinator/QBs – Third year

Michael Ketchum (Guilford, '78) – Defensive Coordinator/LBs – Third year

Curtis Thomas (Delaware State, '96) – Wide Receivers/Special Teams – 14<sup>th</sup> year

Jeff Braxton (Salisbury State, '87) – Defensive Line – Eighth year

Tory Woodbury (Winston-Salem State, '00) – Running Backs – Third year

Lonnie Teasley (Winston-Salem State, '08) – Safeties – Second Year

Don Jones (Westfield State, 11) – Cornerbacks – First year

### Pronunciation Guide

4	<b>Malik</b> Golson	Muh-leek
5	<b>Jamaal</b> Jackson	Juh-mehl
7	<b>Aris</b> Scott	Air-es
15	Joseph <b>Ceravolo</b>	Sare-ah-vah-lo
16	<b>Esayah</b> Obado	Ee-sy-ah Oo-bah-doh
25	<b>Nagee</b> Jackson	Nah-jee
29	<b>Terrick</b> Colston	Tare-ick
30	<b>Dae-Hon</b> Cheung	Day-hahn Chee-ung
39	Jeremiah <b>McGeough</b>	Muh-gee-oh
53	Ernest <b>Adjei</b>	Ah-jay
72	<b>Keevon</b> Prather	Kee-vahn Prath-er
77	Ernest <b>Mengoni</b>	Men-go-nee
78	Sal <b>Carrero</b>	Kuh-rare-oh
79	<b>Dimitri</b> Hill	Duh-mee-tree
81	<b>Tiyahnn</b> Bryant	Ty-ahn
83	Marco <b>Kano</b>	Kay-noh
96	<b>Chikezie</b> Ukeje	Chuh-kee-zee Uh-kay-zee
99	<b>Shubasz</b> Gordon	Shuh-bazz

## 2013 DELAWARE STATE UNIVERSITY FOOTBALL ROSTER

### Alphabetical

No.	Name	POS	HT/WT	YR	HOMETOWN/PREVIOUS SCHOOL
53	Ernest Adjei	LB	6-0/230	SR	Woodbridge, Va./Gar-Field HS
97	Tarique Anderson	DL	6-5/250	SO	Toronto, Ont./Fork Union Military Acad.
90	Corey Barnes	DL/LB	6-4/260	SO	Virginia Beach, Va./Nansemond HS
17	Rashawn Barrett	DB	6-1/200	SO	Montclair, N.J./Montclair HS
10	Willie Bolden	DB	6-1/205	r-FR	Brunswick, Ga./Brunswick HS
21	Joe Boyd	DB	6-0/195	SR	Ft. Washington, Md./Friendly HS
1	Tiyahnn Bryant	WR	6-2/180	FR	East Orange, N.J./East Orange Campus
4	Willie Burton	DB	5-9/165	FR	Washington Twp., N.J./Timber Creek HS
15	Joseph "Bo" Ceravolo	WR	6-0/190	r-SO	Venice, Fla./Venice HS
78	Sal Carrero	OL	6-5/315	JR	Boston, Mass./ASA College (N.Y.)
54	Stewart Carey	LB	6-0/230	JR	Newark, Del./Newark HS
30	Dae-Hon Cheung	RB	5-10/170	SO	Coatesville, Pa./Coatesville HS
29	Terrick Colston	DB	6-1/190	SO	Lakeland, Fla./Kathleen HS
70	Justin Cook	OL	6-4/300	FR	Salisbury, Md./Wicomico HS
47	Troye Cornwall	LB	6-0/210	JR	Mt. Vernon, N.Y./Mt. Vernon HS
63	Brandon Cunningham	C	6-2/285	SR	Lumberton, N.J./Rancocas Valley HS
56	Mike Davis	LB	5-11/205	r-JR	Indian Head, Md./Lackey HS
98	Jamal Douglas	DL	6-1/295	JR	Bartow, Fla./Bartow Senior HS
12	Garrison Duncan	QB	6-2/215	FR	Kernersville, N.C./E. Forsyth HS
80	Morris Frasier	WR	6-2/210	r-SO	Felton, Del./Lake Forest HS
58	Michael Glass	LB	5-10/205	FR	Laurel, Md./Laurel HS
92	Frankie Glenn	DL	6-2/300	SO	Titusville, Fla./Astronaut HS
4	Malik Golson	WR	5-9/180	r-FR	San Diego, Cal./Smyrna HS
99	Shubasz Gordon	DL	6-3/290	JR	Bloomfield, Conn./Lackawanna JC
95	Rodney Gunter	DL	6-5/305	JR	Lake Hamilton, Fla./Haines City HS
23	Trey Hall	RB	5-11/195	r-FR	Beaver Falls, Pa./Beaver Falls HS
76	Darren Helwig	OL	6-5/295	FR	Dover, Del./Smyrna HS
68	Denzelle Hill	OL	6-2.330	FR	New Castle, Del./William Penn HS
79	Dimitri Hill	OL	6-5/325	SO	Waldorf, Md./Westlake HS
8	Emmett Hunt	QB	6-1/215	FR	Coatesville, Pa./Coatesville HS
94	Keith Hunter	DL	6-2/230	SR	Windsor, Conn./Windsor HS
5	Jamaal Jackson	RB	5-9/175	r-SO	Wilmington, Del./Nassau CC
25	Nagee Jackson	RB	6-2/220	SO	Gainesville, Ga./Fork Union M.A.
64	Xavier Jones	OL	6-2/300	r-FR	Burlington, N.J./Burlington Twp. HS
32	Cameren Judge	DB	5-10/180	JR	New Britain, Conn./Lackawanna JC
83	Marco Kano	P/DL	6-6/240	SR	Cottbus, Ger./Pueckler-Gymnasium
18	Marlon Kelly	WR	6-2/195	r-SO	Miami, Fla./Dr. Krop HS
87	Robert King	WR	6-1/180	r-JR	Randallstown, Md./Landsdowne HS
52	Brandon Lewis	LB	6-0/230	FR	Georgetown, Del./Sussex Central HS
74	Clark McCready	OL	6-4/275	SO	Hollidaysburg, Pa./Hollidaysburg Area HS
39	Jeremiah McGeough	P/PK	6-1/170	FR	Danville, Va./Geo. Washington HS
26	Gary Melton, Jr.	DB	5-10/175	FR	Trenton, N.J./Cedar Creek HS
77	Ernest Mengoni	OL	6-3/285	FR	Eynan, Pa./Valley View HS
44	Davon Moore	DB	5-11/205	JR	Mt. Vernon, N.Y./Mt. Vernon HS
6	Cory Murphy	QB	6-1/205	SR	Santa Clara, Cal./Foothill JC
93	Nick Nelson	DL	6-4/245	r-FR	Dumfries, Va./Potomac HS

## DSU ALPHABETICAL ROSTER, cont.

16	Esayah Obado	QB	6-3/210	r-FR	Hamilton, N.J./Nottingham HS
85	Nate Ortiz	TE	6-3/225	r-FR	Jersey City, N.J./St. Anthony's HS
45	Alex Perry	LB	5-11/225	JR	Jacksonville, Fla./First Coast HS
55	Patrick Phillips	OL	6-0/285	FR	Ocean City, Md./Stephen Decatur HS
72	Keevon Prather	OL	6-3/290	r-FR	Temple Hills, Md./Crossland HS
19	Ronald "JR" Robinson	DB	5-11/185	SO	Jersey City, N.J./St. Peter's Prep
20	Kevin Rowan	DB	6-1/180	FR	Bladensburg, Md./Bladensburg HS
7	Aris Scott	WR	5-11/180	FR	Harrisburg, Pa./Central Dauphin East HS
36	Cory Scott	DB	6-1/190	JR	Mt. Vernon, N.Y./Mt. Vernon HS
73	Jerron Searles	OL	6-5/275	r-FR	Atlantic City, N.J./Atlantic City HS
22	Lamar Shaw	RB	5-9/230	r-JR	Mt. Vernon, N.Y./Mot Vernon HS
88	Gabriel Sherrod	WR	6-3/210	r-FR	Perryville, Md./Perryville HS
28	Isaiah Simpson	DB	5-11/185	SO	New Brunswick, N.J./New Brunswick HS
50	Aaron Spencer	DB	6-0/220	FR	Camden, N.J./Woodrow Wilson
96	Chikezie Ukeje	DL	6-3/290	SR	Staten Island, N.Y./Port Richmond HS
35	Mitchell Ward	PK	6-1/180	JR	Binghamton, Eng./Dougherty HS (Cal.)
40	Justin Watson	LB	5-11/245	FR	Newark, Del./Eastern Christian Acad.
84	Matt Watson	WR	5-6/160	FR	Dover, Del./Dover HS
43	Raphael Whittingham	LB	6-3/205	FR	Brooklyn, N.Y./Canarsie HS
48	Elbie Williams	LB	6-0/230	JR	Bowie, Md./DeMatha HS
89	Jerimiah Williams	WR	6-2/195	FR	Washington, D.C./McKinley Tech HS
2	Malcolm Williams	RB	5-10/175	JR	Reading, Pa./Reading Senior HS
11	Milton Williams	WR	6-3/200	JR	Washington, D.C./Frederick Douglas HS
91	Will Womack	DL	6-4/240	FR	Richmond, Va./Hargrave Military Acad.
41	Alex Wright	FB	5-10/230	FR	Richmond, Va./Benedictine HS

### Coaching Staff

**Head Coach:** Kermit Blount (Winston-Salem State, '80) – Third year

**Assistants:** Nick Calcutta (Millersville, '82) – Assistant Head Coach/Offensive Line/Tight Ends – Sixth year

Arrington Jones (Winston-Salem State, '81) – Offensive Coordinator/QBs – Third year

Michael Ketchum (Guilford, '78) – Defensive Coordinator/LBs – Third year

Curtis Thomas (Delaware State, '96) – Wide Receivers/Special Teams – 14<sup>th</sup> year

Jeff Braxton (Salisbury State, '87) – Defensive Line – Eighth year

Tory Woodbury (Winston-Salem State, '00) – Running Backs – Third year

Lonnie Teasley (Winston-Salem State, '08) – Safeties – Second Year

Don Jones (Westfield State, '11) - Cornerbacks – First Year

### Pronunciation Guide

4	<b>Malik</b> Golson	Muh-leek
5	<b>Jamaal</b> Jackson	Juh-mehl
7	<b>Aris</b> Scott	Air-es
15	Joseph <b>Ceravolo</b>	Sare-ah-vah-lo
16	<b>Esayah Obado</b>	Ee-sy-ah Oo-bah-doh
25	<b>Nagee</b> Jackson	Nah-jee
29	<b>Terrick</b> Colston	Tare-ick
30	<b>Dae-Hon Cheung</b>	Day-hahn Chee-ung
39	Jeremiah <b>McGeough</b>	Muh-gee-oh
53	Ernest <b>Adjei</b>	Ah-jay
72	<b>Keevon Prather</b>	Kee-vahn Prath-er
77	Ernest <b>Mengoni</b>	Men-go-nee
78	Sal <b>Carrero</b>	Kuh-rare-oh
79	<b>Dimitri</b> Hill	Duh-mee-tree
81	<b>Tiyahnn</b> Bryant	Ty-ahn
83	Marco <b>Kano</b>	Kay-noh
96	<b>Chikezie Ukeje</b>	Chuh-kee-zee Uh-kay-zee
99	<b>Shubasz</b> Gordon	Shuh-bazz

## 2013 GAMES TO DATE

### DELAWARE 42 DELAWARE STATE 21 DELAWARE STADIUM – NEWARK, DEL. SEP. 7, 2013

#### Score by quarters

	1	2	3	4	T
DSU (0-1)	0	7	7	7	21
UD (2-0)	14	21	0	7	42

#### Scoring Summary

##### 1st Qtr.

UD	09:18	Johnson 55 pass from Hurley (Baner kick)	5-76; 1:41	UD 7 DSU 0
UD	02:00	Jones 5 pas from Hurley (Baner kick)	12-72; 4:46	UD 14 DSU 0

##### 2nd Qtr.

DSU	11:32	Golson 4 pass from Murphy (Ward kick)	11-75; 5:28	UD 14 DSU 7
UD	10:13	Jones 33 pass from Hurley (Baner kick)	3-50; 1:12	UD 21 DSU 7
UD	09:03	Jones 62 punt return (Baner kick)		UD 28 DSU 7
UD	04:32	Laing 9 run (Baner kick)	7-83; 1:44	UD 35 DSU 7

##### 3rd Qtr.

DSU	02:47	Golson 7 pass from Murphy (Ward kick)	14-81; 5:03	UD 35 DSU 14
-----	-------	---------------------------------------	-------------	--------------

##### 4th Qtr.

UD	09:49	Boyle 25 pass from Hurley (Baner kick)	9-80; 3:03	UD 42 DSU 14
DSU	02:11	Obado 18 fumble return (Ward kick)		UD 42 DSU 21

#### Team Statistics

	DSU	UD
First Downs	25	21
Rushes-Yards (net)	27-99	29-128
Passing yards (net)	341	328
Passes (A-C-I)	53-35-2	33-24-0
Total Offense (plays-yards)	80-440	62-456
Fumble Returns-yds.-TD	1-18-1	0-0-0
Punt Returns- yds.-TD	1-4-0	1-62-1
Kickoff returns – yds.-TD	5-101-0	3-74-0
Int. returns- yds.-0	0-0-0	2-13-0
Punts (No. – avg.)	4-42.0	3-36.7
Fumbles – lost	2-1	3-1
Penalties – yds.	7-60	4-34
Possession time	36:10	23:50
Third down conversions	6 of 14	7 of 13
Fourth down conversions	1 of 2	0 of 1
Red zone scores-chances	2 of 4	2 of 3
Sacks by: No. – yds.	0-0	1-4

For the second year in a row, Delaware State racked up big yardage but fell way short on the scoreboard to the University of Delaware. The Hens defeated the Hornets 42-21 for their fifth win in five meetings between the state's two Division I football programs before 19,316 fans at UD's Tubby Raymond Field. DSU outgained Delaware 456-to-440 and held the advantage in first downs (25-21) and time of possession (36:10-to-23:50); but was plagued by several big plays by the Hens , three turnovers and two missed field goals. Delaware quarterback Trent Hurley was selected as the game's Most Outstanding Player after completing 24-of-31 passes for 328 yards and four touchdowns. Delaware State quarterback Cory Murphy (sr.; Santa Clara, Cal.) connected on 30-of-45 passes for 302 yards and two touchdowns in his Hornets debut. He also led the team with 44 yards rushing on 10 attempts. DSU's Milton Williams (jr.; Washington, D.C.) led all players with 10 catches and 112 receiving yards. Hornet wideout Malik Golson (r-fr.; Dover, Del.) hauled in nine passes for 70 yards and two touchdowns in his first game. After each team was forced to punt on its opening possession of the game, Delaware used a big play to draw first blood. Hurley connected with Michael Johnson on a 55-yard touchdown pass for the game's first score. Sean Baner's extra point gave Delaware a 7-0 lead with 9:19 left in the first quarter. The Hornets responded with two first downs, one on a 22-yard pass from Murphy to Milton Williams, to the UD 44. Two pass later, Murphy and Williams connected on an 11-yard pass play, but Williams fumbled the ball on the tackle and the Hens recovered at the Delaware 28. UD took advantage of the turnover with a long scoring drive to open up a two-touchdown lead. Hurley hit Rob Jones on a five-yard touchdown pass to cap off the 12-play, 72-yard drive. Baner's PAT kick gave the Hens a 14-0 lead with two minutes left in the opening quarter. The Hornets answered with an impressive touchdown drive of their own on the next possession to cut the Hens' lead in half. The 11-play, 75-yard drive was capped off by a four-yard touchdown pass from Murphy to Malik Golson with 11:32 left in the second quarter. It was Murphy's first touchdown pass and Golson's first TD catch with the Hornets. The five-minute-28-second drive featured five first downs, including two on third-down plays. Murphy was 5-for-5 for 46 yards during the drive, including a 19-yard pass to Nagee Jackson to the Delaware three yard line. Mitchell Ward's extra point kick after the touchdown pulled the Hornets to within 14-7 with 11:32 left in the second quarter. Delaware's Michael Johnson returned the ensuing DSU kickoff 40 yards to midfield. Three plays later, Hurley connected with Jones for a 33-yard touchdown pass to give the Hens a 21-7 lead with 10:33 left in the second quarter. After a three-and out by the Hornets on their next possession, Jones struck again on a 62-yard punt return for a touchdown to stretch Delaware's lead to 28-7 with 9:03 left before halftime. Delaware State picked up one first down on its next possession, but was forced to punt. Delaware chewed up 83 yards on seven plays, capped off by a nine-yard touchdown run by Julian Laing, to give the Hens a 35-7 halftime lead. The Hornets scored the only points of the third quarter on the second Murphy to Golson touchdown pass of the game. The 14-play, 81-yard drive was highlighted by first down passes by Murphy of 11 and 17 yards to Joe Ceravolo. The seven-yard scoring pass to Golson came on a fourth down play.

#### DELAWARE STATE

Rushing	No.	Yds.	TD	LG	AVG
Murphy	10	44	0	9	4.4
Cheung	4	26	0	12	6.5
Golson	4	11	0	8	2.8

Passing	A-C-I	Yds.	TD	LG
Murphy	45-30-1	302	2	29

Receiving	No.	Yds.	TD	LG
Williams, Milt.	10	112	0	22
Golson	9	70	2	29
Ceravolo	6	62	0	17

Punting	No.	Avg.	LG	I20
Kano	4	42.0	58	1

Punt Returns	No.	Yds.	TD	LG
Golson	1	4	0	0

Kickoff Returns	No.	Yds.	TD	LG
Williams, Milt.	3	56	0	24

Tackles	UA-A	TT	TL-Yds.	SK	FF
Adjei	2-7	9			
Boyd	4-4	8	1-3		
Judge	2-4	6	1-4		
Moore	5-0	5			

#### DELAWARE

Rushing	No.	Yds.	TD	LG	AVG
Pierce	13	55	0	21	4.2
Laing	5	41	1	16	8.2

Passing	A-C-I	Yds.	TD	LG
Hurley	31-24-0	328	4	55

Receiving	No.	Yds.	TD	LG
Johnson	4	100	1	55
Pierce	4	41	0	29
Boyle	3	55	1	25
Jones	3	43	2	33

Punting	No.	Avg.	LG	I20
Enderson	3	36.7	49	1

Punt Returns	No.	Yds.	TD	LG
Jones	1	62	1	62

Kickoff Returns	No.	Yds.	TD	LG
Johnson	1	40	0	40

Tackles	UA-A	TT	TL-Yds.	SK
Calloway	9-5	14	1-5	
Williams	5-3	8		

2012 DELAWARE STATE UNIVERSITY COMBINED STATS

The Automated ScoreBook  
 Delaware State Combined Team Statistics (as of Sep 11, 2013)  
 All games

Date	Opponent	Score	Att.	Record:	Overall	Home	Away	Neutral
Sep 07, 2013	at Delaware	L 21-42	19316	All games	0-1	0-0	0-1	0-0
				Conference	0-0	0-0	0-0	0-0
				Non-Conference	0-1	0-0	0-1	0-0

Rushing	gp	att	gain	loss	net	avg	td	lg	avg/g
MURPHY,Cory	1	10	45	1	44	4.4	0	9	44.0
CHEUNG,Dae-Hon	1	4	26	0	26	6.5	0	12	26.0
GOLSON,Maik	1	4	14	3	11	2.8	0	8	11.0
SHAW,Lamar	1	4	10	2	8	2.0	0	6	8.0
OBADO,Esayah	1	3	11	4	7	2.3	0	11	7.0
NAGEE,Nagee	1	2	3	0	3	1.5	0	2	3.0
Total	1	27	109	10	99	3.7	0	12	99.0
Opponents	1	29	149	21	128	4.4	1	21	128.0

Passing	gp	effic	comp-att-int	pct	yds	td	lg	avg/g
MURPHY,Cory	1	133.26	30-45-1	66.7	302	2	29	302.0
OBADO,Esayah	1	78.45	5-8-1	62.5	39	0	15	39.0
Total	1	124.99	35-53-2	66.0	341	2	29	341.0
Opponents	1	196.22	24-33-0	72.7	328	4	55	328.0

Receiving	gp	no.	yds	avg	td	lg	avg/g
WILLIAMS,Milton	1	10	112	11.2	0	22	112.0
GOLSON,Maik	1	9	70	7.8	2	29	70.0
CERAVOLO,Joe	1	6	62	10.3	0	17	62.0
SCOTT,Aris	1	3	28	9.3	0	15	28.0
NAGEE,Nagee	1	2	25	12.5	0	19	25.0
SHERROD,Gabe	1	2	17	8.5	0	12	17.0
CHEUNG,Dae-Hon	1	2	13	6.5	0	7	13.0
KING,Robert	1	1	14	14.0	0	14	14.0
Total	1	35	341	9.7	2	29	341.0
Opponents	1	24	328	13.7	4	55	328.0

Field Goals	fg	pct.	01-10	20-29	30-39	40-49	50-59	lg	blk
WARD,Mitchell	0-2	0.0	0-0	0-0	0-2	0-0	0-0	0	1

Scoring	td	fg	PAT				dpx	saf	pts
			kick	rush	rcv	pass			
GOLSON,Maik	2	-	-	-	-	-	-	-	12
OBADO,Esayah	1	-	-	-	-	-	-	-	6
WARD,Mitchell	-	0-2	3-3	-	-	-	-	-	3
Total	3	0-2	3-3	-	-	-	-	-	21
Opponents	6	-	6-6	-	-	-	-	-	42

Score by Quarters	1st	2nd	3rd	4th	OT	Total
Delaware State	0	7	7	7	0	21
Opponents	14	21	0	7	0	42

Team Statistics	DSU	OPP
FIRST DOWNS	25	21
Rushing	4	6
Passing	20	14
Penalty	1	1
RUSHING YARDAGE	99	128
Rushing Attempts	27	29
Average Per Rush	3.7	4.4
Average Per Game	99.0	128.0
TDs Rushing	0	1
PASSING YARDAGE	341	328
Comp-Att-Int	35-53-2	24-33-0
Average Per Pass	6.4	9.9
Average Per Catch	9.7	13.7
Average Per Game	341.0	328.0
TDs Passing	2	4
TOTAL OFFENSE	440	456
Average Per Play	5.5	7.4
Average Per Game	440.0	456.0
KICK RETURNS: #-Yards	5-101	3-74
PUNT RETURNS: #-Yards	1-4	1-62
INT RETURNS: #-Yards	0-0	2-13
FUMBLES-LOST	2-1	3-1
PENALTIES-Yards	7-60	4-34
PUNTS-AVG	4-42.0	3-36.7
TIME OF POSSESSION/Game	36:10	23:50
3RD-DOWN Conversions	6/14	7/13
4TH-DOWN Conversions	1/2	0/1

Interceptions	no.	yds	avg	td	lg				
Punting	no.	yds	avg	lg	fb	fc	120	50+	blk
KANO,Marco	4	168	42.0	58	0	1	1	1	0

Punt Returns	no.	yds	avg	td	lg
GOLSON,Maik	1	4	4.0	0	4
Total	1	4	4.0	0	4
Opponents	1	62	62.0	1	62

Kick Returns	no.	yds	avg	td	lg
WILLIAMS,Milton	3	56	18.7	0	24
GOLSON,Maik	1	28	28.0	0	28
SCOTT,Aris	1	17	17.0	0	17
Total	5	101	20.2	0	28
Opponents	3	74	24.7	0	40

All Purpose	g	rush	rcv	pr	kr	ir	total	avg/g
WILLIAMS,Milton	1	0	112	0	56	0	168	168.0
GOLSON,Maik	1	11	70	4	28	0	113	113.0
CERAVOLO,Joe	1	0	62	0	0	0	62	62.0
SCOTT,Aris	1	0	28	0	17	0	45	45.0
MURPHY,Cory	1	44	0	0	0	0	44	44.0
Total	1	99	341	4	101	0	545	545.0
Opponents	1	128	328	62	74	13	605	605.0

Total Offense	g	plays	rush	pass	total	avg/g
MURPHY,Cory	1	55	44	302	346	346.0
OBADO,Esayah	1	11	7	39	46	46.0
CHEUNG,Dae-Hon	1	4	26	0	26	26.0
GOLSON,Maik	1	4	11	0	11	11.0
SHAW,Lamar	1	4	8	0	8	8.0
Total	1	80	99	341	440	440.0
Opponents	1	62	128	328	456	456.0

Tackles	Sacks	Pass defense	Fumbles	blk'd

## 2013 DELAWARE STATE UNIVERSITY DEFENSIVE STATS

### The Automated ScoreBook Delaware State Overall Defensive Statistics (as of Sep 11, 2013) All games

#	Defensive Leaders	gp	Tackles			tfl/yds	Sacks no-yds	Pass defense			Fumbles		bkld	
			ua	a	tot			int-yds	brup	qbh	rcv-yds	ff	kick	saf
53	ADJEI,Ernest	1	2	7	9	.	.	.	2	.	.	.	.	
21	BOYS,Joe	1	4	4	8	1.0-3	.	.	.	.	.	.	.	
32	JUDGE,Cameren	1	2	4	6	1.0-4	.	.	1	.	.	.	.	
19	ROBINSON,Ronald	1	4	1	5	.	.	.	.	.	.	.	.	
44	MOORE,Devon	1	5	.	5	.	.	.	.	.	.	.	.	
29	COLSTON,Terrick	1	2	2	4	.	.	.	.	.	.	.	.	
17	BARRETT,Rashawn	1	3	1	4	.	.	.	.	.	.	.	.	
56	DAVIS,Mike	1	2	.	2	.	.	.	.	.	.	.	.	
97	ANDERSON,Tarique	1	1	1	2	.	.	.	.	.	.	.	.	
48	WILLIAMS,Elbie	1	2	.	2	.	.	.	.	.	.	.	.	
94	HUNTER,Keith	1	2	.	2	.	.	.	.	.	.	.	.	
36	SCOTT,Cory	1	1	.	1	.	.	.	.	.	.	.	.	
90	BARNES,Corey	1	.	1	1	.	.	.	.	.	.	.	.	
92	GLENN,Frankie	1	1	.	1	1.0-4	.	.	.	.	.	.	.	
11	WILLIAMS,Milton	1	1	.	1	.	.	.	.	.	1	.	.	
95	GUNTER,Rodney	1	.	1	1	.	.	.	.	.	.	.	.	
96	UKEJE,Chikezie	1	.	1	1	.	.	.	.	.	.	.	.	
99	GORDON,Shubasz	1	.	1	1	.	.	.	.	.	.	.	.	
16	OBADO,Esayah	1	.	.	.	.	.	.	.	.	1-18	.	.	
Total		1	32	24	56	3-11	0-0	.	3	.	1-18	1	.	
Opponents		1	42	28	70	5-12	1-4	2-13	5	.	1-0	1	.	

## 2013 DELAWARE STATE/OPPONENT RED ZONE STATS

### The Automated ScoreBook Delaware State Red-Zone Results (as of Sep 11, 2013) All games

#### Delaware State Inside Opponent Red-Zone

<u>Date</u>	<u>Opponent</u>	<u>Score</u>	<u>Times</u>		<u>Total</u>	<u>Rush</u>			<u>Pass</u>			<u>Failed to score inside RZ</u>				
			<u>In RZ</u>	<u>Scored</u>		<u>Pts</u>	<u>TDs</u>	<u>TDs</u>	<u>TDs</u>	<u>Mode</u>	<u>FGA</u>	<u>Down</u>	<u>Int</u>	<u>Fumb</u>	<u>Half</u>	<u>Game</u>
Sep 07, 2013	at Delaware	L 21-42	4	2	14	2	0	2	0	1	0	1	0	0	0	
Totals			4	2	14	2	0	2	0	1	0	1	0	0	0	
2 of 4 (50.0%)																

#### Opponents Inside Delaware State Red-Zone

<u>Date</u>	<u>Opponent</u>	<u>Score</u>	<u>Times</u>		<u>Total</u>	<u>Rush</u>			<u>Pass</u>			<u>Failed to score inside RZ</u>				
			<u>In RZ</u>	<u>Scored</u>		<u>Pts</u>	<u>TDs</u>	<u>TDs</u>	<u>TDs</u>	<u>Mode</u>	<u>FGA</u>	<u>Down</u>	<u>Int</u>	<u>Fumb</u>	<u>Half</u>	<u>Game</u>
Sep 07, 2013	at Delaware	L 21-42	3	2	14	2	1	1	0	0	1	0	0	0	0	
Totals			3	2	14	2	1	1	0	0	1	0	0	0	0	
2 of 3 (66.7%)																

## 2013 DELAWARE STATE/BY QUARTER STATS

### The Automated ScoreBook Delaware State By-Quarter Statistics (as of Sep 11, 2013) All games

#### 3rd-Down Conversions

Date	Opponent	Score	Overall	1st Qtr	2nd Qtr	3rd Qtr	4th Qtr	Overtime
Sep 07, 2013	at Delaware	L 21-42	6-14 42.9	2-3 66.7	1-4 25.0	2-3 66.7	1-4 25.0	
	Delaware State		6-14 42.9	2-3 66.7	1-4 25.0	2-3 66.7	1-4 25.0	0-0 0.0
	Opponents		7-13 53.8	4-5 80.0	1-1 100.0	1-3 33.3	1-4 25.0	0-0 0.0

#### 4th-Down Conversions

Date	Opponent	Score	Overall	1st Qtr	2nd Qtr	3rd Qtr	4th Qtr	Overtime
Sep 07, 2013	at Delaware	L 21-42	1-2 50.0	0-0 0.0	0-0 0.0	1-1 100.0	0-1 0.0	
	Delaware State		1-2 50.0	0-0 0.0	0-0 0.0	1-1 100.0	0-1 0.0	0-0 0.0
	Opponents		0-1 0.0	0-0 0.0	0-0 0.0	0-1 0.0	0-0 0.0	0-0 0.0

#### Time of Possession

Date	Opponent	Score	Overall	1st Qtr	2nd Qtr	3rd Qtr	4th Qtr	Overtime
Sep 07, 2013	at Delaware	L 21-42	36:10	6:41	11:18	9:54	8:17	
	Delaware State	Total	36:10	6:41	11:18	9:54	8:17	0:00
		Avg.	36:10	6:41	11:18	9:54	8:17	0:00
	Opponents	Total	23:50	8:19	3:42	5:06	6:43	0:00
		Avg.	23:50	8:19	3:42	5:06	6:43	0:00

## 2013 DELAWARE STATE INDIVIDUAL/TEAM HIGHS

### INDIVIDUAL GAME HIGHS

Rushes	10	MURPHY,Cory at Delaware (Sep 07, 2013)
Yards Rushing	44	MURPHY,Cory at Delaware (Sep 07, 2013)
TD Rushes	0	
Long Rush	12	CHEUNG,Dae-Hon at Delaware (Sep 07, 2013)
Pass attempts	45	MURPHY,Cory at Delaware (Sep 07, 2013)
Pass completions	30	MURPHY,Cory at Delaware (Sep 07, 2013)
Yards Passing	302	MURPHY,Cory at Delaware (Sep 07, 2013)
TD Passes	2	MURPHY,Cory at Delaware (Sep 07, 2013)
Long Pass	29	MURPHY,Cory at Delaware (Sep 07, 2013)
Receptions	10	WILLIAMS,Milton at Delaware (Sep 07, 2013)
Yards Receiving	112	WILLIAMS,Milton at Delaware (Sep 07, 2013)
TD Receptions	2	GOLSON,Malik at Delaware (Sep 07, 2013)
Long Reception	29	GOLSON,Malik at Delaware (Sep 07, 2013)
Field Goals	0	
Long Field Goal	0	
Punts	4	KANO,Marco at Delaware (Sep 07, 2013)
Punting Avg	42.0	KANO,Marco at Delaware (Sep 07, 2013)
Long Punt	58	KANO,Marco at Delaware (Sep 07, 2013)
Punts inside 20	1	KANO,Marco at Delaware (Sep 07, 2013)
Long Punt Return	4	GOLSON,Malik at Delaware (Sep 07, 2013)
Long Kickoff Return	28	GOLSON,Malik at Delaware (Sep 07, 2013)
Tackles	9	ADJEI,Ernest at Delaware (Sep 07, 2013)
Sacks	0.0	
Tackles For Loss	1.0	BOYS,Joe at Delaware (Sep 07, 2013)
		JUDGE,Cameren at Delaware (Sep 07, 2013)
		GLENN,Frankie at Delaware (Sep 07, 2013)
Interceptions	0	

### TEAM GAME HIGHS

Rushes	27	at Delaware (Sep 07, 2013)
Yards Rushing	99	at Delaware (Sep 07, 2013)
Yards Per Rush	3.7	at Delaware (Sep 07, 2013)
TD Rushes	0	
Pass attempts	53	at Delaware (Sep 07, 2013)
Pass completions	35	at Delaware (Sep 07, 2013)
Yards Passing	341	at Delaware (Sep 07, 2013)
Yards Per Pass	6.4	at Delaware (Sep 07, 2013)
TD Passes	2	at Delaware (Sep 07, 2013)
Total Plays	80	at Delaware (Sep 07, 2013)
Total Offense	440	at Delaware (Sep 07, 2013)
Yards Per Play	5.5	at Delaware (Sep 07, 2013)
Points	21	at Delaware (Sep 07, 2013)
Sacks By	0	
First Downs	25	at Delaware (Sep 07, 2013)
Penalties	7	at Delaware (Sep 07, 2013)
Penalty Yards	60	at Delaware (Sep 07, 2013)
Turnovers	3	at Delaware (Sep 07, 2013)
Interceptions By	0	
Punts	4	at Delaware (Sep 07, 2013)
Punting Avg	42.0	at Delaware (Sep 07, 2013)
Long Punt	58	at Delaware (Sep 07, 2013)
Punts inside 20	1	at Delaware (Sep 07, 2013)
Long Punt Return	4	at Delaware (Sep 07, 2013)

## 2013 DELAWARE STATE OPPONENT/ INDIVIDUAL/TEAM HIGHS

### OPPONENT INDIVIDUAL GAME HIGHS

Rushes	13	Pierce, Andrew, at Delaware (Sep 07, 2013)
Yards Rushing	55	Pierce, Andrew, at Delaware (Sep 07, 2013)
TD Rushes	1	Laing, Julian, at Delaware (Sep 07, 2013)
Long Rush	21	Pierce, Andrew, at Delaware (Sep 07, 2013)
Pass attempts	31	Hurley, Trent, at Delaware (Sep 07, 2013)
Pass completions	24	Hurley, Trent, at Delaware (Sep 07, 2013)
Yards Passing	328	Hurley, Trent, at Delaware (Sep 07, 2013)
TD Passes	4	Hurley, Trent, at Delaware (Sep 07, 2013)
Long Pass	55	Hurley, Trent, at Delaware (Sep 07, 2013)
Receptions	4	Johnson, Mich., at Delaware (Sep 07, 2013)
		Pierce, Andrew, at Delaware (Sep 07, 2013)
Yards Receiving	100	Johnson, Mich., at Delaware (Sep 07, 2013)
TD Receptions	2	Jones, Rob, at Delaware (Sep 07, 2013)
Long Reception	55	Johnson, Mich., at Delaware (Sep 07, 2013)
Field Goals	0	
Long Field Goal	0	
Punts	3	Enderson, Eric, at Delaware (Sep 07, 2013)
Punting Avg	36.7	Enderson, Eric, at Delaware (Sep 07, 2013)
Long Punt	49	Enderson, Eric, at Delaware (Sep 07, 2013)
Punts inside 20	1	Enderson, Eric, at Delaware (Sep 07, 2013)
Long Punt Return	62	Jones, Rob, at Delaware (Sep 07, 2013)
Long Kickoff Return	40	Johnson, Mich., at Delaware (Sep 07, 2013)
Tackles	14	Callaway, Pat., at Delaware (Sep 07, 2013)
Sacks	1.0	Saulsberry, D., at Delaware (Sep 07, 2013)
Tackles For Loss	1.0	Callaway, Pat., at Delaware (Sep 07, 2013)
		Wallschleger, L, at Delaware (Sep 07, 2013)
		Tinsley, David, at Delaware (Sep 07, 2013)
		Saulsberry, D., at Delaware (Sep 07, 2013)
		Gibson, Karon, at Delaware (Sep 07, 2013)
Interceptions	1	Hawkins, Travis, at Delaware (Sep 07, 2013)
		Rowson, Mario, at Delaware (Sep 07, 2013)

### OPPONENT TEAM GAME HIGHS

Rushes	29	at Delaware (Sep 07, 2013)
Yards Rushing	128	at Delaware (Sep 07, 2013)
Yards Per Rush	4.4	at Delaware (Sep 07, 2013)
TD Rushes	1	at Delaware (Sep 07, 2013)
Pass attempts	33	at Delaware (Sep 07, 2013)
Pass completions	24	at Delaware (Sep 07, 2013)
Yards Passing	328	at Delaware (Sep 07, 2013)
Yards Per Pass	9.9	at Delaware (Sep 07, 2013)
TD Passes	4	at Delaware (Sep 07, 2013)
Total Plays	62	at Delaware (Sep 07, 2013)
Total Offense	456	at Delaware (Sep 07, 2013)
Yards Per Play	7.4	at Delaware (Sep 07, 2013)
Points	42	at Delaware (Sep 07, 2013)
Sacks By	1	at Delaware (Sep 07, 2013)
First Downs	21	at Delaware (Sep 07, 2013)
Penalties	4	at Delaware (Sep 07, 2013)
Penalty Yards	34	at Delaware (Sep 07, 2013)
Turnovers	1	at Delaware (Sep 07, 2013)
Interceptions By	2	at Delaware (Sep 07, 2013)
Punts	3	at Delaware (Sep 07, 2013)
Punting Avg	36.7	at Delaware (Sep 07, 2013)
Long Punt	49	at Delaware (Sep 07, 2013)
Punts inside 20	1	at Delaware (Sep 07, 2013)
Long Punt Return	62	at Delaware (Sep 07, 2013)