



2013-14 Game Notes

2013-14 SCHEDULE/RESULTS

Overall Record: 8-2 NEC Record: 0-0 Non-Conference Rec: 8-2
 Home Record: 5-0 Away Record: 2-2 Neutral Record: 1-0

NOVEMBER

9	SAT	@ UPENN	Philadelphia, PA	W 56-51
11	MON	ARMY	Brooklyn Heights, NY	W 56-53
16	SAT	@ St. John's^	Queens, NY	L 66-56
23	SAT	UMASS-LOWELL	Brooklyn Heights, NY	W 77-59
26	TUE	NJIT	Brooklyn Heights, NY	W 58-53
University of Miami Thanksgiving Tournament				
29	FRI	@ Univ. of Miami !	Coral Gables, FL	L 78-57
30	SAT	vs. Hartford! Consolation Game !	Coral Gables, FL	W 56-49
4	WED	COLUMBIA	Brooklyn Heights, NY	W 73-47
7	SAT	@ Cornell	Ithaca, NY	W 78-68
20	FRI	LAFAYETTE	Brooklyn Heights, NY	W 74-52
29	SUN	@ Delaware State	Dover, DE	2:00 PM
4	SAT	MOUNT ST. MARY'S * @ Fairleigh Dickinson*	Brooklyn Heights, NY Teaneck, NJ	2:00 PM 7:00 PM
6	MON	@ LIU Brooklyn * ^ \$	Brooklyn, NY	12:00 PM
11	SAT	@ Mount St. Mary's *	Emmitsburg, MD	7:00 PM
13	MON	SACRED HEART * @ Bryant *	Brooklyn Heights, NY Smithfield, RI	2:00 PM 5:00 PM
18	SAT	@ Central Conn. St. *	New Britain, CT	1:00 PM
20	MON	WAGNER *	Brooklyn Heights, NY	7:00 PM
1	SAT	CENTRAL CONN. ST * FAIRLEIGH DICKINSON *	Brooklyn Heights, NY Brooklyn Heights, NY	2:00 PM 7:00 PM
3	MON	@ Robert Morris *	Moon Township, PA	4:00 PM
8	SAT	@ Saint Francis U. *	Loretto, PA	7:00 PM
10	MON	@ Wagner *	Staten Island, NY	2:00 PM
15	SAT	@ Sacred Heart *	Fairfield, CT	7:00 PM
17	MON	SAINT FRANCIS U *	Brooklyn Heights, NY	2:00 PM
22	SAT	ROBERT MORRIS *	Brooklyn Heights, NY	7:00 PM
1	SAT	BRYANT * %	Brooklyn Heights, NY	2:00 PM
3	MON	LIU BROOKLYN * +	Brooklyn Heights, NY	7:00 PM
8	SAT	NEC Quarterfinals	at Higher Seed	TBA
11	TUE	NEC Semi-Finals	at Higher Seed	TBA
16	SUN	NEC Championships	at Higher Seed	TBA

*NEC Contest | ! Miami Thanksgiving Tournament |
 # Athletic Alumni Day % Senior Day \$ Game at Barclays Center
 + 21st Annual "Battle of Brooklyn" ^ Game Broadcasted on ESPN3
 Dates and Times Subject to Change | Home Games in BOLD
 All Home Contests are played at the Pope Physical Education Center
ST. FRANCIS BROOKLYN BROADCAST INFORMATION
 St. Francis Brooklyn Broadcast www.SFCathletics.com
 Play-by-Play/Color Jaden Daly/Meghan Hughes
 Live Video: www.NECFrontRow.com
 Live Stats: www.SFCathletics.com

**Game #11: St. Francis Brooklyn Terriers (8-2)
 @ Delaware State University Lady Hornets (3-7)
 December 29th, 2013 | 2:00 PM
 Memorial Hall (2,000) | Dover, Delaware**




TERRIERS TANGLE WITH DELAWARE STATE IN FINAL GAME OF 2013

* The St. Francis Brooklyn Terriers close out 2013 this afternoon against the Delaware State University Lady Hornets.

* Delaware State is the lone the MEAC opponent that the Terriers scheduled this season. Last season, the Terriers defeated the Lady Hornets, 69-50 at the Pope Physical Education in the second game of the season. Three Terriers finished the game in double-figures, led by Jessica Kaufman's team-high 13 points. Jaymee Veney added 12 points while Sarah Benedetti chipped in 11. Tierra Hawkins led all scorers with 17 points.

* All-time, St. Francis Brooklyn is 2-3 against Delaware State. This series dates back to the 1994-95 season in which the Terriers took the inaugural battle, 90-64.

* The St. Francis Brooklyn picked up their fourth straight victory when they defeated Lafayette, 74-52 on December 20th. The Terriers, who are now 5-0 at home, improved to 8-2 on the season, their best start over a ten-game stretch since the 1976-77 when they posted a 7-3 mark. The Terriers snapped a four-game losing streak to Lafayette in the process.

* For the second straight game, four players finished in double-figures, led by junior guard Eilidh Simpson's game-high 24 points on 8-of-11 shooting. Jaymee Veney finished with 15 points and seven caroms, her ninth game scoring in double-figures this season. Katie Fox set a new career-high with 13 pts while Sarah Benedetti added ten points.

PROBABLE STARTERS									
No.	Pos	Player	Yr.	Ht.	PPG	RPG	APG	MPG	Notes
34	F	Jaymee Veney	Jr.	6-0	12.2	6.7	0.7	28.3	9 of 10 double-figure scoring gms/7 straight 10+pts
44	F	Jessica Kaufman	Jr.	5-11	5.9	2.2	2.0	23.7	Notched a career-high 7 assists vs. Army (11/11/13)
12	G/F	Leah Fechko	Soph.	5-8	8.3	6.5	2.7	33.1	Career-high 8-of-8 FT @ Cornell (12/7/13)
21	G	Katie Fox	Jr.	5-4	4.9	1.6	2.8	26.6	Scored career-high 12 pts @ Cornell (12/7/13)
41	G	Eilidh Simpson	Jr.	5-7	13.4	3.7	2.8	32.4	Top 10 in NEC in FG%, 3PT FG%, 3PT FG made
RESERVES									
No.	Pos	Player	Yr.	Ht.	PPG	RPG	APG	MPG	Notes
1	G	Jasmin Robinson	Sr.	5-4	4.3	2.4	3.2	16.9	2nd in NEC in Assist/Turnover Ratio (1.69)
3	G	Taylor Watson	Soph.	5-8	---	0.7	---	1.7	Pulled down two rebounds in 2mins @ Miami (11/29)
14	F	Sarah Benedetti	Jr.	5-10	11.7	4.1	0.6	23.8	Averaging 13.4 ppg; 47%FG, 48% 3PT over last five gms
25	G	Ozana Marginean	Sr.	5-7	---	0.3	0.3	2.7	Seen limited action; 1 carom & 1 ast in 8 minutes
31	C	Kiley Grabbe	Sr.	6-2	0.9	1.3	0.2	6.3	Team-leading four blocks this season
35	F	Olivia Levey	Fr.	6-0	1.4	0.3	---	3.4	Career and season-high 5 pts vs. Columbia
45	C	Casey Cummings	Soph.	6-2	1.0	1.0	---	4.0	Has missed eight games due to injury; 2 rebs vs Penn
50	F	Colette Hounshell	Jr.	6-1	1.4	0.9	0.1	5.2	4 points and 4 rebounds @ Miami (11/29/13).





ST. FRANCIS BROOKLYN TERRIERS ROSTER

No.	Player	Pos.	Cl.	Ht.	Hometown	Previous School
1	Jasmin Robinson	G	Sr.	5-4	Brooklyn, NY	Medgar Evers Prep
3	Taylor Watson	G	Soph.	5-8	Southampton, NJ	Seneca
12	Leah Fechko	G/F	Soph.	5-8	Twinsburg, OH	Twinsburg
14	Sarah Benedetti	F	Jr.	5-10	Canton, CT	Canton
21	Katie Fox	G	Jr.	5-4	Twinsburg, OH	Twinsburg
23	Rachel Iozzia*	G	R-Fr.	5-10	Bayville, NJ	Central Regional
25	Ozana Marginean	G	Sr.	5-7	Arad, Romania	Tudor Vladimirescu
31	Kiley Grabbe	C	Sr.	6-2	Mullica Hill, NJ	Clearview Regional
34	Jaymee Veney	F	Jr.	6-0	Fairborn, OH	Fairborn
35	Olivia Levey	F	Fr.	6-0	Seymour, CT	Lauralton Hall
41	Eilidh Simpson	G	Jr.	5-7	Melbourne, Australia	Wesley College/Mordialloc College
44	Jessica Kaufman	F	Jr.	5-11	Melbourne, Australia	Presentation College Windsor
45	Casey Cummings	C	Soph.	6-2	Leesburg, VA	Loudon County
50	Colette Hounshell	F	Jr.	6-1	Kirtland, OH	Lake Catholic

* Sitting out entire 2013-14 season; redshirting

Head Coach: John Thurston (Seton Hall '70), Second Season
Assistant Coach: Dionne Dodson (Muskingum '93), Sixth Season
Assistant Coach: Nettie Respondek (Vanderbilt '98), Second Season
Assistant Coach: Kaitlyn Vican (Fordham '10), Third Season
Team Manager: Adam Maldonado (St. Francis College '15); Third Season

PRONUNCIATION GUIDE

Leah Fechko	Fetch-co
Rachel Iozzia	E-Oh-zee-a
Olivia Levey	Lee-Vee
Ozana Marginean	Oh-zan-nah
	Mar-gin-nee-in
Eilidh Simpson	A-lee
Jaymee Veney	Va-nay
Dionne Dodson	Dee-on
Kaitlyn Vican	Vi-can

ROSTER BREAKDOWN

CLASS:	
Seniors: 3	Juniors: 6
Sophomores: 3	Freshmen: 2

STATE/COUNTRIES

New York: 1	New Jersey: 3
Ohio: 4	Connecticut: 2
Virginia: 1	Australia: 2
Romania: 1	

ALL-TIME SERIES VS. 13-14 NON-NEC OPPONENTS		
TEAM	RECORD	LAST TIME OUT
Army	2-10	W, 56-53 (11/11/13)
Columbia	7-12	W, 73-47 (12/4/13)
Cornell	2-6	W, 78-68 (12/7/13)
Delaware St	2-3	W, 69-50 (11/16/12)
Hartford *	1-1	W, 56-49 (11/30/13)
Lafayette	3-7	W, 74-52 (12/20/13)
Miami *	0-1	L, 78-57 (11/29/13)
NIJT	3-1	W, 58-53 (11/26/13)
UMass-Lowell	1-0	W, 77-59 (11/23/13)
UPENN	1-8	W, 56-51 (11/9/13)
St. John's	0-8	L, 66-56 (11/16/13)

* Participants in Miami University Thanksgiving Tournament*

ALL-TIME SERIES VS. 13-14 NORTHEAST CONFERENCE OPPONENTS		
TEAM	RECORD	LAST TIME OUT
Bryant	1-7	W, 68-57 (2/11/13)
Central Conn	7-22	L, 55-29 (1/26/13)
FDU	17-45	W, 56-50 (2/18/13)
LIU Brooklyn	22-47	W, 70-62 (2/9/13)
Mount St. Mary's	2-46	L, 49-48 (2/23/13)
Robert Morris	16-36	W, 67-63 (ot) (2/4/13)
Sacred Heart	10-22	L, 64-38 (3/10/13)
Saint Francis U.	13-39	L, 64-53 (2/2/13)
Wagner	18-52	L, 52-48 (2/25/13)

2013-14 STATISTICAL COMPARISON		
	SFBK	DSU
Overall Record	8-2	3-7
Home Record	5-0	2-1
Away Record	2-2	1-6
Neutral Record	1-0	0-0
Points Per Game	64.1	67.4
Opponent Points Per Game	57.6	82.6
Scoring Differential	+6.5	-15.2
Field Goal Percentage	.433	.381
Opponent Field Goal Percentage	.368	.456
3-PT Field Goal Made Per Game	8.0	3.2
3-PT Field Goal Percentage	.400	.234
Opponent 3-PT Field Goal %	.271	.329
Free Throws Made Per Game	13.3	16.4
Free Throw Percentage	.773	.742
Rebounds Per Game	33.9	35.8
Opponent Rebounds Per Game	34.4	45.1
Rebounding Differential	-0.5	-9.3
Assists Per Game	15.1	11.6
Turnovers Per Game	16.4	19.6
Opponent Turnovers Per Game	15.3	19.9
Turnover Margin	-1.1	+0.3
Assist/Turnover Ratio	0.9	0.6
Steals Per Game	7.2	9.0
Blocks Per Game	1.4	2.5

2013-2014 ST. FRANCIS BROOKLYN TERRIERS WOMEN'S BASKETBALL QUICK FACTS

COLLEGE INFORMATION

Location	Brooklyn Heights, New York
Founded	1859
President	Brendan J. Dugan '68
Enrollment	2,700
Nickname	Terriers
Colors	Red & Royal Blue
Affiliation	NCAA Division I
Conference	Northeast
Home Court (Capacity)	Pope Physical Education Center Peter Aquilone Court (1,200)
School Website	www.sfc.edu
Athletics Website	www.SFCathletics.com
Social Media	Twitter: @SFBKTerriers Facebook: @SFBKTerriers Youtube: @SFBKTerriers Instagram: @SFBKTerriers

COACHING STAFF

Head Coach (Alma Mater)	John Thurston (Seton Hall '70)
Overall Record at SFBK	19-21 (Second Season)
Overall Career Record	60-42 (as a women's head coach) 165-232 (as a men's head coach)
Overall Conf. Record	8-10 (Second Season)
Assistant Coaches	Dionne Dodson, Nettie Respondek, Kaitlyn Vican
Team Manager	Adam Maldonado
Team Athletic Trainer	Justine Stevenson
Women's Basketball Phone	718-489-5303

TEAM INFORMATION

Final 2012-13 Overall Record	11-19
Final 2012-13 Conf. Rec/Finish	8-10/7th place
2012-13 Postseason	Lost in Northeast Conference Quarterfinals
Letterwinners Returning/Lost	13/2
Starters Returning/Lost	5/0
First Season	1973-74
First Northeast Conf. Season	1988-89
All-Time Program Record	295-755
All-Time NEC Record	106-316
NEC Regular Season Titles	None
NEC Championship Titles	None
All-Time NEC Tournament Rec	5-10
NCAA Tournament Appearances	None





2013-14 NEC WOMEN'S PRESEASON POLL

	1 ▶ ROBERT MORRIS (5)
	2 ▶ SACRED HEART (3)
	3 ▶ MOUNT ST. MARY'S (1)
	4 ▶ SAINT FRANCIS U (1)
	5 ▶ CENTRAL CONNECTICUT
	6 ▶ ST. FRANCIS BROOKLYN
	7 ▶ BRYANT
	8 ▶ LIU BROOKLYN
	9 ▶ FAIRLEIGH DICKINSON
	10 ▶ WAGNER

2013-2014 Northeast Conference Preseason All-Conference Team

Name	Team	Yr.	Pos.	Hometown
Naana Ankoma-Mensa	Bryant	Sr.	F	Brampton, Ontario
Sydney Henderson	Mount St. Mary's	5-Sr.	G	Richmond, Virginia
Artemis Spanou	Robert Morris	Sr.	F	Rhodes, Greece
Gabrielle Washington	Sacred Heart	Jr.	G	Mesa, Arizona
Alli Williams	Saint Francis U.	Sr.	F	Altoona, Penn.

2013-14 NORTHEAST CONFERENCE STANDINGS
(as of December 22nd, 2013)

Team	NEC	PCT	Overall	PCT	Streak
St. Francis Brooklyn	0-0	.000	8-2	.800	W4
Central Connecticut	0-0	.000	5-4	.556	L1
Mount St. Mary's	0-0	.000	5-6	.455	W3
Bryant	0-0	.000	4-6	.400	W2
Robert Morris	0-0	.000	4-6	.400	W1
Sacred Heart	0-0	.000	2-8	.200	L6
Saint Francis U.	0-0	.000	2-8	.200	L5
Fairleigh Dickinson	0-0	.000	1-8	.111	L4
LIU Brooklyn	0-0	.000	1-8	.111	W1
Wagner	0-0	.000	1-9	.100	L8

Catch every home St. Francis Brooklyn women's basketball game on NEC Front Row, the online digital network of the Northeast Conference.

You can catch St. Francis Brooklyn video highlights, features, latest tweets and much more on NEC Front Row



2014 Associated Press Top-25 (Week 8)

RK	TEAM	Record
1	Connecticut (36)	12-0
2	Notre Dame	10-0
3	Duke	12-1
4	Stanford	10-1
5	Tennessee	10-1
6	Kentucky	11-1
7	Louisville	12-1
8	Maryland	10-1
9	Baylor	9-1
10	North Carolina	11-2
11	Oklahoma State	10-0
12	Colorado	9-1
13	South Carolina	11-1
14	Iowa State	9-0
15	Penn State	8-3
16	LSU	9-2
17	Purdue	9-2
18	Nebraska	9-2
19	Georgia	11-1
20	Syracuse	11-1
21	Iowa	11-2
22	Florida State	11-1
23	California	7-3
24	Gonzaga	10-2
25	Oklahoma	8-4

Others Receiving votes: Arizona State 70, Arkansas 46, North Carolina State 22, San Diego 20, Indiana 12, Texas 12, West Virginia 8, Rutgers 8, Georgia Tech 8, Middle Tennessee 6, Saint Joseph's 2, UTEP 1, DePaul 1, Arizona 1

2014 USA Today Coaches Poll (Week 8)

RK	TEAM	Record
1	Connecticut(32)	12-0
2	Notre Dame	10-0
3	Duke	12-1
4	Stanford	10-1
5	Tennessee	10-1
6	Kentucky	11-1
7	Louisville	12-1
8	Maryland	10-1
9	Baylor	9-1
10	Iowa State	9-0
11	North Carolina	11-2
12	South Carolina	11-1
13	Oklahoma State	10-0
14	Colorado	9-1
15	Nebraska	9-2
16	LSU	9-2
17	Penn State	8-3
18	Georgia	11-1
19	Purdue	9-2
20	Florida State	11-1
21	Gonzaga	10-2
22	California	7-3
23	Syracuse	11-1
24	Oklahoma	8-4
25	Iowa	11-2

Others Receiving votes: Arkansas 29, Arizona State 28, San Diego 16, North Carolina State 12, Brigham Young 11, Middle Tennessee 10, Vanderbilt 9, Texas A&M 8, Texas 7, Georgia 7, Dayton 4, Bowling Green 2, Florida 2, Indiana 1, Rutgers 1, DePaul 1
Dropped from rankings: Texas A&M 24

2014 COLLEGE INSIDER MID-MAJOR POLL (Week 8)

RK	TEAM	Record
1	Gonzaga (26)	10-2
2	San Diego (5)	11-0
3	BYU	10-1
4	Bowling Green	9-2
5	Chattanooga	10-3
6	Saint Mary's	10-1
7	Delaware	8-2
8	James Madison	8-3
9	Green Bay	6-4
9	Albany	9-2
11	Wright State	10-3
12	Wichita State	9-2
13	Princeton	7-4
14	Marist	7-4
15	Florida Gulf Coast	6-5
16	Harvard	8-3
17	South Dakota State	9-5
18	Hampton	9-3
19	Sacramento State	7-1
20	American	7-3
21	Winthrop	6-3
22	Quinnipiac	6-6
23	Central Michigan	4-6
24	Holy Cross	7-2
25	Grand Canyon	10-2

Others Receiving votes: Eastern Michigan 61, Toledo 47, UT Martin 32, UIC 29, Iona 24, St. Francis Brooklyn 22, McNeese State 20, Pacific 20, Army 15, Drexel 14, UALR 13, Idaho 11, Long Beach State 10, Western Kentucky 9, Boston University 8, NC A&T 8, Penn 7, Southern Utah 6, Montana 5, Hawaii 3.





2013-14 Game Notes

NEXT UP FOR ST. FRANCIS BROOKLYN

St. Francis Brooklyn opens up 2014 with Northeast Conference action as the Terriers welcome the Mount St. Mary's Mountaineers to Brooklyn Heights on January 4th. Tip-off is slated for 2:00 pm at the Pope Physical Education Center.

PREVIOUS GAMES VS. DELAWARE STATE UNIVERSITY

Date	Score	Site	Date	Score	Site
1994-95	W, 90-64	H			
2000-01	L, 64-53	N*			
12/22/10	L, 62-42	H			
12/11/11	L, 73-66	A			
11/16/12	W, 69-50	H			

* Game played in Washington, D.C.

EILIDH SIMPSON NAMED CHOICE HOTELS NEC CO-PLAYER OF THE WEEK (WEEK OF DECEMBER 23RD)

Junior guard Eilidh Simpson was named Choice Hotels Co-Northeast Conference Player of the Week on Monday afternoon. Simpson scored tied a career-high with 24 points to spearhead St. Francis Brooklyn's third consecutive 70-plus showing. The Australian-born sharp-shooter played 33 turnover-free minutes in a convincing 74-52 win over Patriot League member Lafayette, which entered the game with a 6-3 record and had beaten the Terriers in each of the last four meetings.

She was sensational shooting the basketball. She made 8-of-11 attempts from the field, including a 3-of-5 clip from long range. She also logged four assists, one steal and one rebound as the Terriers ran their win streak to four in a row.

TURN THE BEAT AROUND, PART II

The Terriers appear to only be getting better, at least that is what their current win-loss record suggest. Last season, head coach **John Thurston's** first at the helm, the Terriers accounted for a seven-win improvement from the prior year. Going from 4-25 record to an 11-19 mark, St. Francis Brooklyn ended a five-year NEC Tournament drought. Returning all five starters who spearheaded last year's turnaround, St. Francis Brooklyn appears headed for another increase in win total. St. Francis has posted seven victories in its first nine games this season. Last year, it took the Terriers 19 games to reach the seven-win mark.

Their 8-2 overall record is the best of any NEC team this season and their only losses have come against programs from power conferences- St. John's (Big East) and Miami (ACC).

GAINING SOME NATIONAL ATTENTION

For the third straight week, the St. Francis Brooklyn women's basketball team found themselves in a national basketball poll, receiving votes in the December 24th CollegeInsider.com Top 25 Mid-Major Poll. The Terriers garnered 22 votes in the poll.

WHAT'S IN A NAME?

When referring to our team, please refer to us as: **ST. FRANCIS BROOKLYN TERRIERS**. We no longer will be referred to as St. Francis (N.Y.), Saint Francis Brooklyn, Saint Francis New York or any version of this.

THANK YOU!

MEDIA INFORMATION LOCKER ROOM POLICY:

St. Francis Brooklyn and visiting locker rooms are closed to the media.

For any special interview requests, please contact Brian Morales. At least twenty-four hours of advanced notice is appreciated.

Interviews will be conducted at a designated area.

MEDIA SERVICES

All media covering the event will receive a game program, notes, complete play-by-play, halftime box score and complete final statistics.

HOW TO REACH US:

Athletic Communications Office:

Brian D. Morales

Assistant Director |

Athletic Communications

Office: 718-489-5491

Cell: 646-342-4414

Fax: 718-797-2140

E-mail: bmorales@sfc.edu

Twitter: @bmorales316



@SFBKTERRIERS **ST. FRANCIS** #TERRIERPRIDE



KEEPING IT UNDER 60

Seven of the last ten games, St. Francis Brooklyn has kept their opponents from scoring sixty points or more. They allowed a season-low 47 points to Columbia back on December 4th.

SWINGING 60'S

In the Terriers win against Lafayette on December 20th, head coach **John Thurston** recorded his 60th career victory as a women's basketball head coach. Thurston, who spent a total of 15 years as a men's head coach, has a 60-42 career record as head coach of a women's basketball team (Northwood and St. Francis Brooklyn).

NOTHING LIKE GOOD OLE' HOME COOKING

Not since the Gerald Ford administration has the Terriers started a season 5-0 at home. St. Francis Brooklyn is outscoring their opponents, 338-to-264 while the scoring margin is in the Terriers' favor at +14.8 points.

The Terriers are shooting 44.7 percent from the field, 37.8 percent from the outside. Against the three-ball, SFBK is yielding their opposition to shoot just 26.9 percent from the outside and hold a +2.8 in Turnover margin.

20/20 VISION TIMES TWO

For the second time this season, the Terriers were able to beat their opponents by 20 or more points. They defeated Lafayette, 74-52 on December 20th. Prior to last Friday, the last time the Terriers beat an opponent by 20 or more points came on December 4th against Columbia, a 73-47 victory.

OVER THE LAST FIVE

St. Francis Brooklyn is 4-1 over their last five contests. Three Terriers are averaging a minimum of 13 points per contest during this stretch, led by Eilidh in double-figures, led by **Sarah Benedetti's** 13.4 ppg during this stretch while shooting 46.9 percent from the field and 48.6 percent from beyond the arc. Teammate **Eilidh Simpson** and **Jaymee Veney** are chipping in 12.2 and 10.6 points per game, respectively.

IT'S ALL ABOUT THE "W"

In the eight wins so far this season for the Terriers, St. Francis Brooklyn has outscored their opponents by 12.0 points while shooting 45.2 percent from the field, 41.0 percent from downtown. The Terriers are holding their opponents to just 34.5 percent shooting from the field, 24.1 percent from long range. The junior trio of **Eilidh Simpson**, **Jaymee Veney** and **Sarah Benedetti** are all averaging more than 10.0 points per game in these eight wins.

COUNTDOWN TO 1,000 FOR BENEDETTI

Junior forward **Sarah Benedetti** reached the 600 career point plateau against St. John's and now has her sights set on 700. She has amassed 694 points and is on pace to become the 13th Terrier to join the 1,000 career point list.

2013-14 Game Notes

I WANT TO WAKE UP, IN A CITY THAT NEVER SLEEPS, AND FIND THAT WE'RE QUEENS OF THE HILL, TOP OF THE HEAP...
To borrow a few lines from Mr. Frank Sinatra, the St. Francis Brooklyn Terriers find themselves "top of the heap" in the Northeast Conference standings and in several statistical categories through their first nine games of the season.

The Terriers are first in Scoring Defense, Scoring Margin, Free-Throw Percentage, Field Goal Percentage Defense, Assists/Turnover Ratio and 3-Point Field Goals Made

TERRIER THREE PARTY

St. Francis Brooklyn has recorded at least one made three-pointer in 240 straight contests. The last time the Terriers failed to convert a made three-pointer was back on November 23, 2005, against the Lafayette College Leopards in Easton, Pennsylvania. St. Francis Brooklyn went 0-4 from beyond the arc as they were defeated 56-51. Here is how each of the 10 Northeast Conference members rank in regards to this streak.

Team	Streak (gm)	Last Time Didn't Convert
Sacred Heart	372	---
St. Francis Brooklyn	240	11/23/05 @ Lafayette
Wagner	128	2/21/09 vs. Robert Morris
Mount St. Mary's	103	1/28/10 vs. Sacred Heart
Fairleigh Dickinson	42	2/11/12 @ Monmouth
Saint Francis U.	34	12/5/12 @ Duquesne
LIU Brooklyn	20	1/13/12 vs. The Mount
Bryant	19	1/28/13 @ Sacred Heart
Central Conn. St.	13	2/16/13 @ The Mount
Robert Morris	12	2/18/13 @ Quinnipiac

JAZZING IT UP IN BROOKLYN HEIGHTS

Senior point guard Jasmin Robinson needs just five assists for 200 in her career. The Brooklyn native has amassed 563 points, 195 assists, 253 rebounds and 104 steals for her Terrier career thus far.

LONG DISTANCE TERRIERS..CONNECTED

Against UMass Lowell on November 23rd, St. Francis Brooklyn launched a new-program record of 36 attempts from beyond the arc. Their previous program high was 35, set back on February 11th, 2010 at Quinnipiac University.

ALMOST 100% PERCENT

Junior forward Jaymee Veney has scored in double-figures in 9 of the Terriers first 10 games this season. The lone time she failed to score in double-figures was against St. John's (8 pts)

7, 7, 7...JACKPOT

Eilidh Simpson tied two others Terriers for the most made three-pointers in a game with seven against UMass Lowell back on November 23rd. Simpson joined current teammate **Sarah Benedetti** and **Shelia Hennessy** with that total. Both Benedetti and Hennessy recorded the feat against Robert Morris.





2013-14 Game Notes

YOUR ONE AND ONLY CHANCE

Since 1973-74, the Terriers have been involved in 46 games decided by one point, including one this season. Only five of the one-point games have been decided in overtime (5-0 St. Francis Brooklyn record) and the Terriers are 24-22 overall in the last 46 games decided by one-point.

Year	Opponent	Result
1973-74	Stony Brook	L 42-41
1973-74	New York CC	W 36-35
1975-76	@ Hunter	L 45-44
1975-76	Stony Brook	L 52-51
1975-76	Manhattanville	W 51-50
1976-77	Fairfield	W 65-64
1976-77	@ Mercy	W 84-83
1977-78	Saint Peter's	L 64-63
1977-78	Iona	W 65-64
1978-79	Sacred Heart	W 66-65
1978-79	LIU Brooklyn	W 74-73
1979-80	@ Upsala	L 61-60
1979-80	Mercy	W 67-66
1979-80	Manhattanville	L 72-71
1980-81	Mercy	L 75-74
1981-82	East Connecticut State	L 56-55
1981-82	Molloy	W 68-67
1983-84	Illinois-Chicago	L 61-60
1983-84	@ Manhattanville	W 68-67
1984-85	@ New York Tech	W 57-56
1984-85	Pace	W 75-74 (2ot)
1986-87	@ Wagner	W 55-54
1987-88	Adelphi	L 74-73
1987-88	C.W. Post	L 54-53
1987-88	Molloy	W 69-68
1989-90	@ LIU Brooklyn	L 62-61
1990-91	LIU Brooklyn	W 49-48
1991-92	@ Monmouth	L 62-61
1993-94	Iona	W 65-64
1995-96	UMBC	L 46-45
1995-96	Rider	L 50-49
1996-97	@ Lehigh	L 59-58
1996-97	Fairleigh Dickinson	L 56-55
1997-98	Saint Francis (PA)	L 56-55
1998-99	West Carolina	L 68-67
1998-99	@ Robert Morris	W 57-56 (ot)
3/1/2004	LIU Brooklyn	W 58-57
12/4/2004	Fairleigh Dickinson	W 63-62 (ot)
2/11/2006	Sacred Heart	L 63-62
12/16/2006	Princeton	W 54-53
11/21/2007	Air Force	W 63-62 (ot)
1/17/2008	@ LIU Brooklyn	W 49-48
2/9/2008	Robert Morris	W 61-60
2/13/2010	@ Sacred Heart	W 64-63
12/5/2012	Yale	L 61-60
2/23/13	@ Mount St. Mary's	L 49-48

NEW TO THE MIX FOR 2014-15

St. Francis Brooklyn head women's basketball coach **John Thurston** has announced that a pair of student-athletes have signed National Letters of Intent to join the Terriers' program in 2014-15. Forward **Cassidy Derda** and guard **Blair Arthur** will play for St. Francis Brooklyn beginning next fall.

ST. FRANCIS BROOKLYN RANKINGS IN THE NORTHEAST CONFERENCE (as of 12/20/13)

Category	Total	Rank	Leader
Scoring Offense	64.1	4th	SFU 75.3
Scoring Defense	57.6	1st	---
Scoring Margin	+6.5	1st	---
Free Throw %	.773	1st	---
Field Goal %	.433	2nd	BRY .455
Field Goal % Defense	.368	1st	---
BPT Field Goal %	.400	2nd	BRY .438
BPT Field Goal % Defense	.271	2nd	CCSU .258
Rebounding Off	33.9	10th	SFU 45.9
Rebounding Def	34.4	2nd	BRY 29.9
Rebounding Margin	-0.5	5th	BRY +10.1
Blocked Shots	1.40	9th	WAG 4.63
Assists	15.1	2nd	BRY 15.6
Steals	7.2	T4th	SFU 9.9
Turnover Margin	-1.1	3rd	SHU +2.2
Assists/Turnover Margin	0.9	1st	---
Offensive Rebounds	9.6	10th	SFU 20.0
Defensive Rebounds	24.3	6th	CCSU 26.8
BPT Field Goals Made	80	1st	---

ST. FRANCIS BROOKLYN INDIVIDUAL RANKINGS IN THE NORTHEAST CONFERENCE (as of 12/20/13)

Category	Rank	Total	Leader	Team	Total
Scoring					
Eilidh Simpson	9th	13.4 ppg	Alli Williams	SFU	21.1
Jaymee Veney	13th	12.2 ppg	Alli Williams	SFU	21.1
Sarah Benedetti	16th	11.7 ppg	Alli Williams	SFU	21.1
Leah Fechko	23rd	8.3 ppg	Alli Williams	SFU	21.1
Rebounding					
Jaymee Veney	9th	6.7 rpg	Artemis Spanou	RMU	14.1
Leah Fechko	10th	6.5 rpg	Artemis Spanou	RMU	14.1
Field Goal %					
Eilidh Simpson	3rd	48.9%	Jenniqua Bailey	BRY	51.9%
Jaymee Veney	6th	47.5%	Jenniqua Bailey	BRY	51.9%
Sarah Benedetti	14th	39.6%	Jenniqua Bailey	BRY	51.9%
Assists					
Jasmin Robinson	10th	3.1 apg	Jenniqua Bailey	BRY	5.3 apg
Katie Fox	12th	2.8 apg	Jenniqua Bailey	BRY	5.3 apg
Eilidh Simpson	12th	2.8 apg	Jenniqua Bailey	BRY	5.3 apg
Leah Fechko	14th	2.7 apg	Jenniqua Bailey	BRY	5.3 apg
Free Throw %					
Leah Fechko	3rd	87.5%	Kelsey Cruz	FDU	95.2%
Eilidh Simpson	11th	75.7%	Kelsey Cruz	FDU	95.2%
Jasmin Robinson	14th	72.0%	Kelsey Cruz	FDU	95.2%
Steals					
Katie Fox	12th	14 1.4	Alli Williams	SFU	32 3.5
Three PT FG %					
Eilidh Simpson	2nd	51.3%	Stephanie Cardamone	BRY	55.0%
Katie Fox	4th	47.6%	Stephanie Cardamone	BRY	55.0%
Jaymee Veney	T5th	45.5%	Stephanie Cardamone	BRY	55.0%
Leah Fechko	T9th	40.0%	Stephanie Cardamone	BRY	55.0%
Sarah Benedetti	11th	38.6%	Stephanie Cardamone	BRY	55.6%
Three PT FG Made					
Sarah Benedetti	3rd	27 2.7 pg	Jordyn Peck	WAG	25 3.1 pg
Eilidh Simpson	T7th	20 2.0 pg	Jordyn Peck	WAG	18 3.1 pg
Assist/Turnover Ratio					
Jasmin Robinson	2nd	1.72	Amanda Andrades	FDU	2.14
Offensive Rebounds					
Leah Fechko	8th	29 2.9	Artemis Spanou	RMU	45 5.0
Jaymee Veney	14th	23 2.3	Artemis Spanou	RMU	45 5.0
Defensive Rebounds					
Jaymee Veney	8th	44 4.4	Artemis Spanou	RMU	82 9.11
Leah Fechko	12th	36 3.60	Artemis Spanou	RMU	82 9.11
Sarah Benedetti	T15th	34 3.40	Artemis Spanou	RMU	82 9.11
Minutes Per Game					
Leah Fechko	7th	33.2 mpg	Amanda Andrades	FDU	37.5
Eilidh Simpson	9th	32.4 mpg	Amanda Andrades	FDU	37.5





LAST TIME ST. FRANCIS BROOKLYN...

Won at Home	12/4/13 vs. Columbia, 73-47
Lost at Home	3/2/13 vs. Sacred Heart, 57-53
Won on the road	12/7/13 @ Cornell; 78-68
Lost on the road	11/29/13 @ Miami, 78-57
Won at a Neutral Site	11/30/13 vs. Hartford, 56-49 (Miami Thanksgiving Tournament)
Lost at a Neutral Site	3/8/08 vs. Robert Morris, 77-62 NEC Semifinals @ LIU Brooklyn
Won Three Games in a Row	11/30/13 to 12/7/13 (Hartford, Columbia, Cornell)
Won Four Games in a Row	11/30/13 to 12/20/13 (Hartford, Columbia, Cornell, Lafayette)
Won Five Games in a Row	(5) 1984-1985 (Mercy, Dominican, Molloy, New Rochelle, New York Tech)
Won 6-9 Games in a Row	(6) 1984-1985 (New York Tech, Mercy, Dominican, Molloy, New Rochelle, New York Tech)
Lost Five Games in a Row	11/20/12 to 12/8/12 (NJIT, Cornell University, Fairfield, UPENN, Yale)
Lost 6-to-9 Games in a Row	(8) 11/20/12: @NJIT, Cornell, @Fairfield, UPENN, YALE, @Columbia, @Stony Brook, @Lafayette
Lost 10+ Games in a Row	11/27/11 to 1/16/12 (UAlbany, Rider, Wagner, Mount St. Mary's, Delaware St, Fairfield, Yale, Lafayette, Manhattan, Quinnipiac, Sacred Heart, FDU, Monmouth)
Scored less than 40 points	3/10/13 @ Sacred Heart, Lost 64-38
Scored 50-59 points	11/30/13 vs. Hartford, Won 56-49
Scored 60-69 points	2/12/13 @ Bryant; Won 68-57
Scored 70-79 points	12/20/13 vs. Lafayette; Won 74-52
Scored 80-89 points	2/5/05 @ Fairleigh Dickinson; Won; 80-73
Scored 90-99 points	1/17/04 vs. Quinnipiac; Win; 97-83
Held opponent to 60 points or less	12/20/13 vs. Lafayette; 74-52
Held opponent to 50 points or less	12/4/13 vs. Columbia; Won 73-47
Held opponent to 40 points or less	12/31/07 vs. Colgate, Won 63-40
Won an overtime game	1/3/09 @ Wagner; 65-58
Lost an overtime game	12/8/12 vs. Yale; 66-62
Won a double overtime game	2/4/13 vs. Robert Morris; 67-63
Lost a double overtime game	1/19/08 vs. Monmouth, 82-75
Won by 5 points or less	11/26/13 vs. NJIT (+5)
Won by 5 points or more	11/30/13 vs. Hartford (+7)
Won by 10-19 points	12/7/13 @ Cornell (+10)
Won by 20-29 points	12/20/13 vs. Lafayette; 74-52 (+22)
Won by 40-49 points	1984-85 vs. Old Westbury, 86-46 (+40)
Made 10 or more three-point field goals	12/20/13 vs. Lafayette (11-22)
Made 15 or more free throws	12/20/13 vs. Lafayette (15-16)
Attempted 30+three-point field goals	11/23/13 vs. UMass Lowell; 12-of-36
Did not make a 3-point basket	11/23/05 @ Lafayette
Shot 50% or better from the field	12/20/13 vs. Lafayette (24-47) 51.1%
Shot 55% or better from the field	12/7/13 @ Cornell; 57.1% (24-42)
Held to less than 40% from the field	11/29/13 @ Miami (36.8%)
Held to less than 35% from the field	2/25/13 vs. Wagner; 31.3% (15-of-48)
Held to less than 30% from the field	1/26/13 @ Central Connecticut; 21.4% (12-of-56)
Had five freshman start a single game	Six times; last 2/6/12 vs. Central Conn (Sarah Benedetti, Jaymee Veney, Jessica Kaufman, Katie Fox, Eilidh Simpson)

LAST TIME A TERRIER...

Scored 20 points	24. Eilidh Simpson vs. Lafayette (12/20/13)
Scored 25 or more points	28. Sarah Benedetti @ Lafayette (12/21/12)
Scored 30 points	30. Kara Ayers vs. LIU Brooklyn (2/28/09)
Scored 35 points	35. Kara Ayers vs. Quinnipiac (2/5/07)
Scored 40 or more points	47. Pam Curcio vs. CW Post (12/8/99)
Made 10+ Field Goals	11. Kara Ayers vs LIU Brooklyn (2/28/09)
Had 10-15 rebounds	13. Leah Fechko vs. UMass Lowell (11/23/13)
Had 20+ rebounds	25. Karen Erving vs. Brooklyn (2/14/89)
Had 10+ assists	10. Jasmin Robinson vs. UMass Lowell (11/23/13)
Record a Double-Double	Jaymee Veney vs. Army (11/11/13) (10 points, 10 rebounds)
Had 5 Players in Double Figures:	12/7/13 @ Cornell: 15 Jaymee Veney; 14 Eilidh Simpson & Sarah Benedetti; 13 Leah Fechko; 12 Katie Fox

MOST DOUBLE-DIGIT SCORING GAMES SINCE 1999-00 SEASON

PLAYER	TOTAL
Tiffany Hill	99
Katja Bavendam	60
Kara Ayers	56
Kim Weir	46
Autumn Lau	39
Colleen Carbone	35
Sarah Benedetti	34
Jasmine Rhodes	34
Caitlin O'Malley	32
Jaymee Veney	32
Kim Bennett	31
Justine Paxhia	29
Kendra Williams	27
Antoinette Saitta	26
Linda Warrington	24
Jasmin Robinson	23
Carolyn Harvey	23
Brittany Porter	22
Trisha Guli	20
Eilidh Simpson	19
Jessica Kaufman	17
Friederike Stenzel	15
Leah Fechko	12
Julia Schaeper	11
Natasha Green	11
Amber Lau	11
Stefanie Bingham	11
Shannon Gantt	8
Angela Merlino	8
Jacinda Williams	7
Sarah Bratton	7
Marjorie Prado	7
Candice Abellard	7
Kia Nealy	7
Ashley Wilcots	7
Tiara Dunson	6
Kayla Williams	5
Kristin Leitheuser	5
Katie Baldwin	5
Maggie Steadley	5
C.Papadopoulou	5
Erinn Siemer	5
Vianca Tejada	4
Kristen Miah	4
Kim Snauwaert	4
Sheena Harrington	3
Megan Bartoldus	3
Cecelia Herald	3
Katie Fox	3
Katie Arcuri	2
Kiley Grabbe	1
Melissa Weithman	1
Karla Babica	1

MILESTONE APPROACHING

Milestone	Total	Needs
1,000 Points		
Sarah Benedetti	694	306
Jaymee Veney	614	386
Jasmin Robinson	563	437
500 Rebounds		
Jaymee Veney	378	122
300 Rebounds		
Sarah Benedetti	269	31
Jasmin Robinson	253	48
Jessica Kaufman	252	49
Leah Fechko	228	72
200 Rebounds		
Eilidh Simpson	156	44
Katie Fox	152	49
200 Assists		
Jasmin Robinson	195	5
Katie Fox	172	28
Eilidh Simpson	128	72
Jessica Kaufman	102	98
100 Blocks		
Kiley Grabbe	46	54
Jessica Kaufman	24	76
150 Steals		
Jasmin Robinson	106	44
100 Steals		
Katie Fox	74	26
Sarah Benedetti	64	36
Eilidh Simpson	59	41
Jaymee Veney	55	45
All-Time 3PT FG Made		
Sarah Benedetti	155	65





ST. FRANCIS BROOKLYN RECORD IN 2013-14 WHEN...

	Overall	Home	Away	Neutral
Overall Record	8-2	5-0	2-2	1-0
Conference Record	---	---	---	---
Non-Conf Record	8-2	5-0	2-2	1-0
Overtime Games	---	---	---	---
Day Games	3-2	1-0	2-2	1-0
Night Games	4-0	4-0	---	---
in November	4-2	3-0	1-2	1-0
in December	4-0	2-0	1-0	---
in January	---	---	---	---
in February	---	---	---	---
on Mondays	1-0	1-0	---	---
on Tuesdays	1-0	1-0	---	---
on Wednesdays	1-0	1-0	---	---
on Fridays	1-1	1-0	0-1	---
on Saturdays	3-1	1-0	2-1	1-0
on Sundays	---	---	---	---
Outrebounding opponent	3-1	1-0	2-1	1-0
Being outrebound	3-1	3-0	0-1	---
Even amount of rebounds	1-0	1-0	---	---
Committing fewer TO than opp	4-0	4-0	---	---
Committing more TO than opp	3-1	1-0	2-1	1-0
Committing fewer fouls than opp	5-0	4-0	1-0	1-0
Committing more fouls than opp	1-1	1-0	0-1	---
Even amount of fouls	2-1	1-1	1-0	---
Converting 50% FG or more	3-0	2-0	1-0	---
Converting less than 50% of FG	4-2	3-0	1-2	1-0
Opponent converts 50% of FG	0-1	---	0-1	---
Opp. converts less than 50%FG	7-1	5-0	2-1	1-0
Shooting better FT % than opp	4-2	3-0	1-2	1-0
Opponent shoots better FT%	3-0	2-0	1-0	---
In close games (3 or less points)	1-0	1-0	---	---
In blowouts (15 or more points)	3-1	3-0	0-1	---
Scoring First	6-0	5-0	1-0	---
Opponents score First	1-2	---	1-2	1-0
Leads at Halftime	5-0	4-0	1-0	---
Trails at Halftime	2-1	1-0	1-1	1-0
Is tied at Halftime	0-1	---	0-1	---
Opp held to 65 pts or less	6-0	5-0	1-0	1-0
Opp score 65 points or more	1-2	---	1-2	---

2013-14 MISCELLANEOUS STATS

Double-Doubles: (1) Veney
 Games as SFBKW Leading Scorer: (4) Benedetti, (4) Simpson, (2) Veney, (1) Fechko, (1) Robinson
 Games as SFBKW Leading Rebounder: (6) Veney, (4) Fechko, (2) Benedetti, (1) Simpson
 Games as SFBKW Leader in Steals: (5) Fechko, (4) Robinson, (4) Kaufman, (4) Fox, (3) Simpson, (2) Veney, (2) Grabbe, (1) Benedetti,
 Games as SFBKW Leader in Blocks: (3) Grabbe, (2) Benedetti, (2) Hounshell, (2) Veney, (2) Fox, (1) Kaufman, (1) Simpson
 Games as SFBKW Leader in Assists: (4) Fechko, (4) Robinson, (3) Fox, (3) Simpson, (1) Kaufman
 20-Plus Point Games: (2) Simpson
 30-Plus Point Games:
 Double-Figure Scoring: (9) Veney, (8) Benedetti, (7) Simpson, (3) Fechko, (2) Fox, (1) Kaufman, (1) Robinson
 Double-Figure Rebounding: (1) Veney, (1) Fechko
 Double-Figure Blocks:
 Double Figure Assists: (1) Robinson

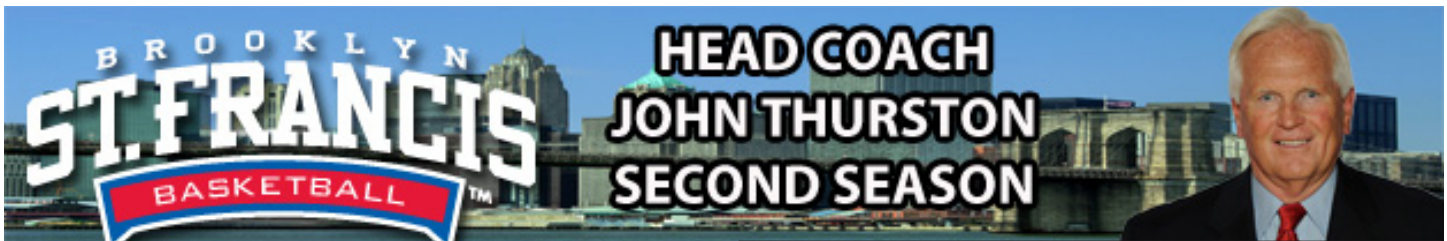
ST. FRANCIS BROOKLYN GAME-BY-GAME SPECIALTY STATS (SFBKW/OPPONENT)

Opp.	Bench	Paint	Off TO	2nd Chance	Fast Break
@Penn	5/21	22/34	16/10	12/3	0/4
ARMY	14/8	20/14	21/15	3/10	4/0
@ St. John's	22/9	12/26	18/21	14/12	9/8
UMASS-LOWELL	23/39	28/20	20/6	20/15	0/0
NJIT	21/23	22/22	20/12	11/15	0/0
@Miami	32/18	24/30	14/12	9/6	3/8
vs. Hartford	15/21	14/12	5/24	0/7	15/21
COLUMBIA	28/35	30/22	23/13	18/15	4/0
@Cornell	18/15	22/14	19/29	4/14	0/8
LAFAYETTE	16/19	20/20	7/8	5/6	2/6
@Delaware State					
MOUNT					
@FDU					
@LIU Brooklyn					
@Mount					
SACRED HEART					
@Bryant					
@Central Conn					
WAGNER					
CENTRAL CONN					
FDU					
@Robert Morris					
@Saint Francis U.					
@Wagner					
@Sacred Heart					
SAINT FRANCIS U.					
ROBERT MORRIS					
BRYANT					
LIU BROOKLYN					

ST. FRANCIS BROOKLYN GAME-BY-GAME STARTERS

Opp.	G	G	G	F	F	Rec/NEC
@Penn	Fechko	Fox	Simpson	Veney	Kaufman	1-0; 0-0
ARMY	Fechko	Fox	Simpson	Veney	Kaufman	2-0; 0-0
@ St. John's	Fechko	Fox	Simpson	Veney	Kaufman	2-1; 0-0
UMass-Lowell	Fechko	Fox	Simpson	Veney	Kaufman	3-1; 0-0
NJIT	Fechko	Fox	Simpson	Veney	Kaufman	4-1; 0-0
@Miami	Fechko	Fox	Simpson	Veney	Kaufman	4-2; 0-0
vs. Hartford	Fechko	Fox	Simpson	Veney	Kaufman	5-2; 0-0
COLUMBIA	Fechko	Fox	Simpson	Veney	Kaufman	6-2; 0-0
@Cornell	Fechko	Fox	Simpson	Veney	Kaufman	7-2; 0-0
LAFAYETTE	Fechko	Fox	Simpson	Veney	Kaufman	8-2; 0-0
@Del State						
MOUNT						
@FDU						
@LIU Brooklyn						
@Mount						
SACRED HEART						
@Bryant						
@Central Conn						
WAGNER						
CENTRAL CONN						
FDU						
@Robert Morris						
@Saint Francis U.						
@Wagner						
@Sacred Heart						
SAINT FRANCIS U.						
ROBERT MORRIS						
BRYANT						
LIU BROOKLYN						





John Thurston enters his second season as head coach of the St. Francis Brooklyn women's basketball program. Overall, Thurston embarks on his 41st season on the sidelines.

In his first season at the helm of the Terriers, St. Francis Brooklyn was picked eleventh in the preseason coaches' poll. Thurston led the Terriers St. Francis Brooklyn back to the Northeast Conference Tournament after a five year hiatus. The Terriers eleven wins marked the first time the program attained double-digit victories since the 2007-08.

In addition to the success on the court, under Thurston's tutelage, the St. Francis Brooklyn women's basketball program excelled in the classroom. The Terriers were tied for the second-highest Division I team GPA in the WBCA Academic Top 25 Team Honor Roll for the 2012-13 season. The team is the only New York Metropolitan area squad to earn the honor. Eight student-athletes received 3.8 or above grade-point averages in the spring semester alone, led by guard Katie Fox's overall 4.0 mark. The Terriers paced the entire Northeast Conference in women's basketball with a team grade-point average of 3.625.

Thurston is one of only a few coaches who have been a Head Coach at the NCAA DI, DII, DIII and NAIA levels in 26 years of coaching men's college basketball from 1971-1997. During the early 1970's, Thurston's Fairleigh Dickinson-Florham teams were known for their high scoring offense, averaging almost 100 points per game.

During the following ten years as an assistant and three as Head Coach at James Madison University, the Dukies went to four NCAA tournaments and one NIT. For his tremendous efforts in the 1986-87 season, Thurston was named the Colonial Athletic Association "Coach of the Year." In nine years at Wingate University he served the dual role of Athletic Director and Head Basketball Coach and is credited with moving the athletic department from NAIA status to nationally competitive NCAA DII affiliation.

From 2001-2003 Thurston held the position of General Manager at Atlanta's Suwanee Sports Academy establishing widely respected basketball training programs and bringing national events such as the adidas Showtime Championships and adidas Top Ten All-Star game to the Atlanta area.

While planning the Suwanee Sports Academy venture, Thurston took over the girls program at Marist HS in Atlanta in 1999. During his three years at the helm the War Eagles broke school records for wins each year advancing to the State Tournament each year with a pair of Elite Eight appearances. His teams were ranked in the Top Ten in GA all three years and six of his players went on to play college basketball, five at the DI level.

Thurston returned to collegiate coaching in the fall of 2003 to serve as Ann Hancock's top assistant at UNC-Wilmington and has been involved with the women's game for eight years on both the major and small college levels.

In 2005, Thurston moved to Northwood University in West Palm Beach, FL to develop the school's first ever women's basketball program. In their first two seasons of competition, he led the Seahawks to two Florida Sun Conference titles, and their first appearance at the NAIA National Tournament in 2008 in Sioux City, Iowa. He was named FSC Coach of the Year in 2008, and under his guidance, Kaitlyn Vican (2007, current assistant coach of the Terriers) and Kara Otterbine (2008) were named FSC Player of the Year.



Thurston has gained respect through the years as an evaluator and developer of talent, ranging from two NBA players, six overall NBA draft choices, seven European professionals, four "Rookies of the Year", three "Players of the Year", one "Defensive Player of the Year", eighteen All-Conference selections, three 2000 pt. scorers and thirteen 1000 pt scorers. Twelve of his former players have already been elected to their school's Hall of Fame.

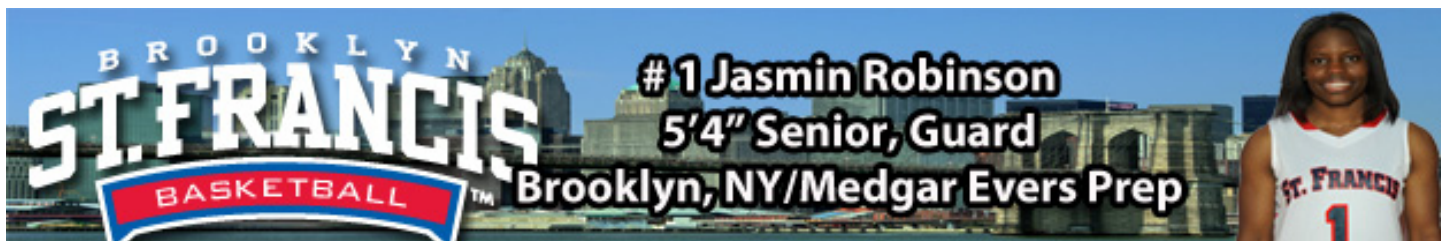
A 1966 graduate of Archbishop Molloy High School he was an All-City performer in both baseball and basketball under legendary coach Jack Curran and was a 1966 draft choice of the Los Angeles Dodgers. He continued his education at Seton Hall University graduating with a degree in Government. He played both baseball and basketball for the Pirates and was awarded the John F Kennedy Award in 1970 as the school's outstanding student-athlete.

He and his wife, Candice, have been married for 41 years and have two daughters, Clancy and Corey and four grandchildren, Jack, Rhone, Luke, and Elsa.

John Thurston's Coaching Career Totals			
School	Years	Record	Pct.
Fairleigh Dickinson Univ.-Florham (men's)	3	39-39	.500
James Madison University (men's)	3	31-44	.413
Wingate University (men's)	9	95-149	.389
Northwood (women's)	2	41-21	.661
St. Francis Brooklyn (women's)	2	19-21	.475
Career (men's)	15	165-232	.416
Career (women's)	4	60-42	.588

John Thurston's Year-by-Year Coaching Record			
Year	School	Record	Pct.
1972-73	Fairleigh Dickinson University-Florham	9-15	.375
1973-74	Fairleigh Dickinson University-Florham	12-14	.462
1974-75	Fairleigh Dickinson University-Florham	18-10	.643
1985-86	James Madison University	5-23	.179
1986-87	James Madison University	20-10	.667
1987-88	James Madison University	6-11	.353
1988-89	Wingate	17-13	.567
1989-90	Wingate	10-15	.400
1990-91	Wingate	8-20	.286
1991-92	Wingate	11-17	.393
1992-93	Wingate	11-15	.423
1993-94	Wingate	9-17	.346
1994-95	Wingate	8-18	.308
1995-96	Wingate	11-16	.407
1996-97	Wingate	10-18	.357
2006-07	Northwood (women's)	18-13	.580
2007-08	Northwood (women's)	23-8	.741
2012-13	St. Francis Brooklyn (women's)	11-19	.366
2013-14	St. Francis Brooklyn (women's)	8-2	.800





2012-13 (Junior): Appeared in 18 contests while starting in seven games...Scored a season-best 14 points on the road against Sacred Heart (1/5/13)... Pulled down a season-high nine rebounds at home against Delaware State (11/16/12)...Scored in double-figures in five contest...Averaged 2.9 rebounds and 2.6 assists per contest during the year...Named to the 2012-13 Northeast Conference Winter Academic Honor Roll.

2011-12 (Sophomore): Named tri-captain for the 2011-12 season...Played in all 29 contests while starting in 14 games...Recorded her first career double-double (20 points, 13 rebounds) against Fairleigh Dickinson on February 25th, 2012...In addition, the 13 rebounds against the Knights are Robinson's career-high...Swiped a career-best five steals at Mount St. Mary's (12/5/11)...Finished in the Top-15 in the Northeast Conference in Steals (48 total; 1.6 per game)...Averaged 8.3 points a contest...Logged 12 double-figure scoring games in 2011-12 (18 for her career).. Tallied 4.1 caroms per contest...Logged 26.2 minutes a contest...Named to the 2011-12 Northeast Conference Winter Academic Honor Roll.

2010-11: (Freshman): Played in 26 contests...Made her first collegiate start against UPENN (12/29/10)...Scored a career-high 21 points, on 6-of-10 shooting from the field, 9-of-10 from the free-throw line against Stony Brook at home on December 31st...Pulled down six rebounds against Central Connecticut State (1/10/11) and dished a career-high six assists against the Saint Francis (PA) Red Flash on January 2nd, 2011...Named to the 2010-11 Northeast Conference Winter Academic Honor Roll.

Prior to St. Francis Brooklyn: Played for Head Coach Barney Davis at Medgar Evers Preparatory School. A speed demon of a floor leader and sparkplug, averaged 15.0 ppg in her four years as a member of the Rams while pulling down 3.3 boards and dishing out 5.5 assists. Helped lead Medgar Evers to the 2009-10 PSAL A Division Championship after scoring 13 points and dishing out four assists in a 54-32 win over Wings Academy (3/20/10). During the 2009-10 season at Medgar Evers, Robinson was named to the New York Daily New All-Brooklyn 1st Team, as well as named to the newspapers All-City Honorable Mention squad. The New York Post named her an All-Brooklyn 2nd Team selection. Robinson served as the Rams team captain and was named New York State Federation All-Star Class A Division.

Personal: Daughter of Adrienne Robinson and John Polight...Has four siblings: Divine, Terron, Yvette and Yalanda Althea Polight....Her role model is Viola Robinson...Jasmin's favorite team is the Lady X-Men, in which she helped lead to the 2009 Dean Street Championships and were the West 4th Street runner-ups...Her favorite athlete is Steve Nash (Los Angeles Lakers- NBA)...Jasmin's favorite movies are Space Jam and Love & Basketball while her favorite television show is Everybody Hates Chris...Robinson enjoys Thanksgiving as her favorite holiday...

CAREER HIGHS	SEASON HIGHS
Points 21 vs. Stony Brook (12/31/10)	13 vs. NJIT (11/26/13)
Rebounds 13 @ Fairleigh Dickinson (2/25/12)	4 (2x) latest vs. Lafayette (12/20/13)
Field Goals 7 @ Mount St. Mary's (12/5/11)	5 vs. NJIT (11/26/13)
FG Attempts 18 @ Columbia (1/19/11)	9 vs. NJIT (11/26/13)
3-Pt FG 2 four times; last vs. UPENN (12/5/12)	1 vs. NJIT (11/26/13)
3-Pt FG Attempts 4 vs. UPENN (12/5/12)	3 (2x) latest vs. NJIT (11/26/13)
Free Throws 11 @ Monmouth (2/27/12)	8 @ St. John's (11/16/13)
FT Attempts 14 @ Monmouth (2/27/12)	10 @ St. John's (11/16/13)
Assists 10 vs. UMass Lowell (11/23/13)	10 vs. UMass Lowell (11/23/13)
Blocks 1 twice; last @ Sacred Heart 1/5/12)	---
Steals 5 @ Mount St. Mary's (12/5/11)	2 (3x) latest vs. Lafayette (12/20/13)
Turnovers 8 @ Manhattan (12/28/11)	5 vs. Hartford (11/30/13)
Minutes 38 @ UAlbany (11/27/11)	27 @ St. John's (11/16/13)

2013-14 St. Francis Brooklyn Basketball
St. Francis Brooklyn Individual Game-by-Game (as of Dec 22, 2013)

All games

#01 ROBINSON, Jasmin

Opponent	Date	gs	min	Total	3-Pointers	Free throws	Rebounds	ft	a	to	blk	stl	pts	avg						
at Penn	11/09/13	8	1-2	500	0-1	.000	0-1	.000	0	2	2	0	0	1	2	2.0				
ARMY	11/11/13	11	1-2	500	0-1	.000	0-0	.000	0	1	1	1	5	3	2	0	1	2	2.0	
at St. John's	11/16/13	27	0-5	000	0-1	.000	8-10	.800	0	2	2	1	7	4	3	3	0	2	8	4.0
UMASS-LOWELL	11/23/13	18	1-4	250	0-3	.000	1-2	.500	0	3	3	2	0	1	10	1	0	0	3	3.8
NJIT	11/26/13	19	5-9	556	1-3	.333	2-2	1.000	0	1	1	1	8	3	2	4	0	1	13	5.6
at Miami	11/29/13	19	0-4	.000	0-1	.000	6-8	.750	1	1	2	1	8	3	2	1	0	1	6	5.7
vs HARTFORD	11/30/13	13	0-1	.000	0-0	.000	0-0	.000	0	2	2	1	9	3	1	5	0	1	0	4.9
COLUMBIA	12/4/13	19	2-3	667	0-1	.000	1-2	.500	2	2	4	2	1	1	2	1	0	2	5	4.9
at Cornell	12/7/13	15	1-1	1000	0-0	.000	0-0	.000	0	3	3	2	2	4	5	0	0	0	2	4.6
LAFAYETTE	11/20/13	20	1-1	1000	0-0	.000	0-0	.000	0	4	4	2	4	2	4	2	0	2	2	4.3
Totals		0	169	12-32	.375	1-11	.091	18-25	.720	3	21	24	24	22	31	18	0	11	43	4.3

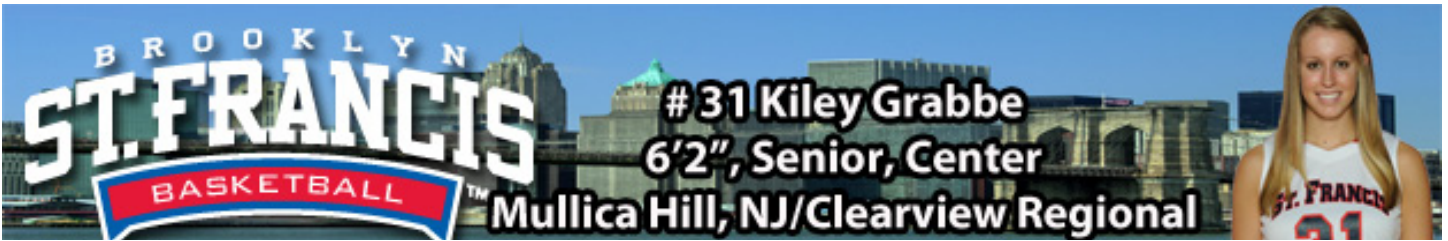
Games played: 10
Minutes/game: 16.9
Points/game: 4.3
FG Pct: 37.5
3FG Pct: 9.1
FT Pct: 72.0

Rebounds/game: 2.4
Assists/game: 3.1
Turnovers/game: 1.8
Assist/turnover ratio: 1.7
Steals/game: 1.1

JASMIN ROBINSON CAREER STATISTICS

YEAR	GP-GS	FG-FGA	FG%	3FG-FGA	3PT%	FT-FTA	FT%	Assist	APG	Rebs	RPG	STL	BLK	Pts/PG
10-11	26-10	53-127	.417	8-26	.308	59-93	.634	52	2.0	57	2.2	33	0	173/6.7
11-12	29-14	74-163	.454	11-27	.407	83-128	.648	66	2.2	120	4.1	48	0	242/8.3
12-13	18-7	33-82	.402	8-26	.308	31-53	.585	46	2.6	52	2.9	14	2	105/5.8
13-14	10-0	12-32	.375	1-11	.091	18-25	.720	31	3.1	24	2.4	11	0	43/4.3
Totals	83-31	172-404	.426	28-90	.311	191-299	.639	195	2.3	253	3.0	106	2	563/6.8





2012-13 (Junior): Appeared in all 30 games while making the starting rotation in three contests...Logged 10.5 minutes per contest...Averaged 2.3 points....Pulled down 1.8 rebounds per game...Scored a season best eight points at Columbia (12/11/12)...Corralled a season-best seven caroms at Columbia (12/11/12)...Recorded four blocks on three separate occasions, twice against Fairleigh Dickinson (1/19/13) and 2/18/13) and once against Sacred Heart (3/2/13)...Named to the 2012-13 Northeast Conference Winter Academic Honor Roll.

2011-12: (Sophomore): Missed the entire 2011-12 season due to injury...Named to the 2011-12 Northeast Conference Winter Academic Honor Roll.

2010-11: (Freshman): Played in 23 contest while starting in 10 of those....Averaged 11.7 minutes per game...Posted her first career double-double when she posted 14 points and grabbed 10 rebounds against Lafayette (11/23/10). In that contest, Grabbe recorded three block shots and swiped two steals...Named to the 2010-11 Northeast Conference Winter Academic Honor Roll.

Prior to St. Francis Brooklyn: Grabbe is a 6'2 forward/center from Clearview Regional High School in Mullica Hill, New Jersey, where she averaged 11.9 points per game as well as pulling down 9.0 rebounds and swatting 4.0 shots a contest as a member of the Pioneers under head coach Mr. Neil Bress. This past season, she was the team's captain and was the top scorer and rebounder for Clearview. Amongst her accolades, she was an All-County Conference Selection, leading the conference in rebounding and blocked shots. In 2008, she was named to the Christmas Tournament All-Tournament team while gracing the All Tri-County Conference team. She was the recipient of the 2008-09 Coaches Choice Award for her hard-work, dedication and leadership also being named captain

CAREER HIGHS	SEASON HIGHS
Points	
14 @ Lafayette (11/23/10)	4 vs. Columbia (12/4/13)
Rebounds	
10 @ Lafayette (11/23/10)	4 vs. UMass Lowell (11/23/13)
Field Goals	
6 @ Lafayette (11/23/10)	2 vs. Columbia (12/4/13)
FG Attempts	
10 @ Lafayette (11/23/10)	2 (4x) latest vs. Columbia (12/4/13)
3-Pt FG	
1 (6x) latest vs.The Mount (1/14/13)	---
3-Pt FG Attempts	
3 vs. Yale (12/8/12)	1 (3x) latest vs. UMass Lowell (11/23/13)
Free Throws	
4 (2x) latest @ FDU (2/18/13)	---
FT Attempts	
6 (2x) latest vs. Bryant (2/26/11)	---
Assists	
2 vs. Wagner (2/25/13)	1 (2x) latest @ Miami (11/29/13)
Blocks	
4 (3x) latest vs. Sacred Heart (3/2/13)	2 @ Penn (11/9/13)
Steals	
2 (2x) latest @ Quinnipiac (1/7/13)	1 (3x) latest @ Cornell (12/7/13)
Turnovers	
3 (3x) latest @ Columbia (12/11/12)	1 (2x) latest @ Cornell (12/7/13)
Minutes	
24 (3x) latest @ Central Conn (1/26/13)	11 (2x) latest vs. UMass Lowell (11/23/13)

2013-14 St. Francis Brooklyn Basketball
St. Francis Brooklyn Individual Game-by-Game (as of Dec 22, 2013)
All games

#31 GRABBE, Kiley

Opponent	Date	gs	min	Total	3-Pointers	Free throws	Rebounds	ft	a	blk	stl	pts	avg							
				fg	fga	fga	ft	fta	off	def	tot									
at Penn	11/09/13	11	0-2	.000	0-1	.000	0-0	.000	0	2	2	2	1	0	2	0	0.0			
ARMY	11/11/13	9	1-2	.500	0-1	.000	0-0	.000	1	0	1	1.5	3	0	0	1	2.0			
UMASS-LOWELL	11/23/13	11	1-2	.500	0-1	.000	0-0	.000	1	3	4	2.3	2	0	0	1	2.3			
NJIT	11/26/13	4	0-1	.000	0-0	.000	0-0	.000	0	1	1	2.0	1	0	0	0	1.0			
at Miami	11/29/13	5	0-0	.000	0-0	.000	0-0	.000	0	1	1	1.8	0	1	1	0	0.8			
vs HARTFORD	11/30/13	2	0-0	.000	0-0	.000	0-0	.000	0	0	0	1.5	0	0	0	1	0.7			
COLUMBIA	12/4/13	3	2-2	1.000	0-0	.000	0-0	.000	0	0	0	1.3	1	0	0	0	1.1			
at Cornell	12/7/13	9	0-1	.000	0-0	.000	0-0	.000	0	2	2	1.4	1	0	1	0	1.0			
LAFAYETTE	11/20/13	3	0-0	.000	0-0	.000	0-0	.000	1	0	1	1.3	0	0	0	0	0.9			
Totals		0	57	4-10	.400	0-3	.000	0-0	.000	3	9	12	1.3	10	2	2	4	3	8	0.9

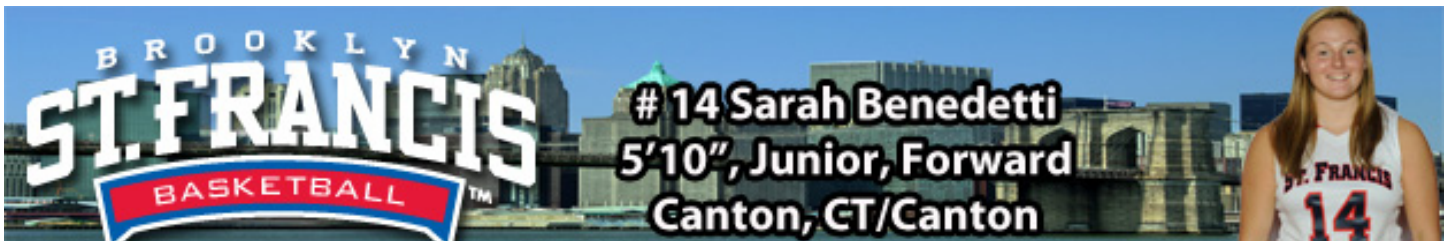
Games played: 9
Minutes/game: 6.3
Points/game: 0.9
FG Pct: 40.0
3FG Pct: 0.0

Rebounds/game: 1.3
Assists/game: 0.2
Turnovers/game: 0.2
Assist/turnover ratio: 1.0
Steals/game: 0.3
Blocks/game: 0.4

KILEY GRABBE CAREER STATISTICS

YEAR	GP-GS	FG-FGA	FG%	3FG-FGA	3PT%	FT-FTA	FT%	Assist	APG	Rebs	RPG	STL	BLK	Pts/PG
10-11	23-10	21-68	.309	0-2	.000	20-35	.571	2	0.08	62	2.7	4	18	62/2.7
11-12	---	---	---	---	---	---	DID	NOT	PLAY	-	INJURED	---	---	---
12-13	30-3	21-72	.292	6-15	.400	21-34	.618	13	0.4	53	1.8	9	24	65/2.3
13-14	9-0	4-10	.400	0-3	.000	0-0	.000	2	0.2	12	1.3	3	4	8/0.9
Totals	62-13	46-150	.307	6-20	.300	41-69	.594	17	0.3	127	2.0	16	46	135/2.2





2012-13 (Sophomore): Appeared in all 30 contests for St. Francis Brooklyn while earning the starting nod on 23 occasions...Was named to the 2012-13 College Sports Information Directors of America (CoSIDA) Capital One Women's Basketball Academic All-District First Team....Named to the 2012-13 Northeast Conference Winter Academic Honor Roll as well as the 2012-13 Northeast Conference Winter Commissioner's Honor Roll...Named to the 2012-13 All Northeast Conference Third Team...Led the Terriers in scoring at 11.6 points per game...Netted 79 three-pointers, the second highest single-season total in St. Francis Brooklyn women's basketball history (85 is the record set by Tiffany Hill during the 2007-08 season) while attempting 201 three-pointers, the fourth highest single-season total in Terrier women's basketball history...Finished first among all-Northeast Conference players in three-point field goals made and third in three-point field percentage...Ranks sixth all-time in career three-pointers made with 130...Currently holds the best three-point shooting percentage in St. Francis Brooklyn women's basketball history at 36.3 percent (130-of-358).

2011-12 (Freshman): Appeared in 29 contests while starting in 21 games...Averaged 7.9 points per game...Pulled down 3.4 rebounds a contest... Scored a career-high 26 points at Robert Morris University back on January 28th, 2012....Tied a St. Francis College women's basketball program record with seven made three-pointers in the contest against the Colonials...Finished 6th in the Northeast Conference in Three-Point Field Goals Made (51) and 12th amongst all NEC players in Three-Point Field Goal Percentage, connecting for 32.5% from beyond the arc...Tallied 11 double-digit scoring games...Shot 50% or better from beyond the arc in ten contests....Notched a perfected 6-of-6 from the free-throw line against Bryant University on February 4th, 2012.

Prior to St. Francis Brooklyn: Benedetti is a 5-10 forward from Canton, Connecticut and brings an impressive resume to Brooklyn Heights. A four-time NCCC All-Conference player and three-time Connecticut High School Coaches Association All-State Team selection, she was named the 2010 NCCC Player of the Year. During that year Sarah averaged 21.5 points per game and 15 rebounds per contest. Benedetti is the 2nd leading scorer in school history with 1653 points. She owns the single game scoring record with 44 points. A four-year Scholar Athlete, she was the Warriors Most Valuable Player from 2008-to-2011.

CAREER HIGHS	SEASON HIGHS
Points 28 @ Lafayette (12/21/12)	18 @ Miami (11/29/13)
Rebounds 15 @ Wagner (1/12/13)	8 vs. Columbia (12/4/13)
Field Goals 9 (2x) latest @ Lafayette (12/21/12)	6 (2x) latest @ Miami (12/29/13)
FG Attempts 17 (2x) latest vs. UMass Lowell (11/23/13)	17 vs. UMass Lowell (11/23/13)
3-Pt FG 7 @ Robert Morris (1/28/12)	4 (3x) latest @ Cornell (12/7/13)
3-Pt FG Attempts 14 @ Robert Morris (1/28/12)	11 vs. UMass Lowell (11/23/13)
Free Throws 6 (4x) latest vs. Robert Morris (2/4/13)	4 (2x) latest vs. Lafayette (12/20/13)
FT Attempts 6 (6x) latest vs. Army (11/11/13)	6 vs. Army (11/11/13)
Assists 4 @ LIU Brooklyn (2/12/12)	2 (2x) latest @ Miami (12/29/13)
Blocks 2 (2x) latest vs. LIU Brooklyn (2/9/13)	1 (2x) latest vs. NJIT (11/26/13)
Steals 4 vs. Wagner (2/25/13)	1 (5x) latest @ Cornell (12/7/13)
Turnovers 3 (7x) latest @ Miami (11/29/13)	3 (2x) latest @ Cornell (12/7/13)
Minutes 43 vs. Robert Morris (2/4/13)	32 @ Cornell (12/7/13)

2013-14 St. Francis Brooklyn Basketball
St. Francis Brooklyn Individual Game-by-Game (as of Dec 22, 2013)
All games

#14 BENEDETTI, Sarah

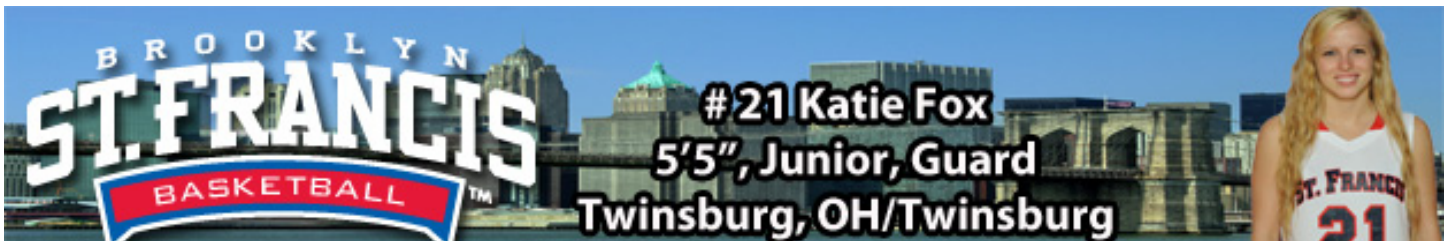
Opponent	Date	gs	min	Total	3-Pointers	Free throws	Rebounds	ft	a	to	blk	stl	pts	avg					
				fg	fga	fga	ft	fta	fta	fta	fta	fta	fta	fta					
at Penn	11/09/13	13	1-6	167	1-5	200	0-0	0.000	1	3	4	4.0	3	1	0	1	3	3.0	
ARMY	11/11/13	22	2-8	250	2-7	286	4-6	667	1	2	3	3.5	2	0	0	0	10	6.5	
at St. John's	11/16/13	18	4-7	571	2-5	400	0-0	0.000	0	3	3	3.3	2	0	1	0	10	7.7	
UMASS-LOWELL	11/23/13	30	6-17	353	3-11	273	2-2	1,000	2	1	3	3.3	0	2	0	1	17	10.0	
NJIT	11/26/13	18	3-8	375	2-5	400	0-0	0.000	0	2	2	3.0	1	0	0	1	1	8	9.6
at Miami	11/29/13	26	6-12	500	4-8	500	2-2	1,000	0	3	3	3.0	2	2	3	0	18	11.0	
vs HARTFORD	11/30/13	26	4-5	800	3-4	750	2-2	1,000	1	4	5	3.3	0	0	1	0	13	11.3	
COLUMBIA	12/4/13	27	5-13	385	4-10	400	0-0	0.000	2	6	8	3.9	2	1	1	0	14	11.6	
at Cornell	12/7/13	32	5-11	455	4-8	500	0-0	1,000	0	5	5	4.1	1	0	3	0	14	11.9	
LAFAYETTE	11/20/13	26	2-9	222	2-7	286	4-4	1,000	0	5	5	4.1	1	0	1	0	10	11.7	
Totals		0	238	38-96	.396	27-70	.386	14-16	.875	7	34	4.1	14	6	11	2	5	117	11.7

Games played: 10
Minutes/game: 23.8
Points/game: 11.7
FG Pct: 39.6
3FG Pct: 38.6
FT Pct: 87.5

Rebounds/game: 4.1
Assists/game: 0.6
Turnovers/game: 1.1
Assist/turnover ratio: 0.5
Steals/game: 0.5
Blocks/game: 0.2

SARAH BENEDETTI CAREER STATISTICS														
YEAR	GP-GS	FG-FGA	FG%	3FG-FGA	3PT%	FT-FTA	FT%	Assist	APG	Rebs	RPG	STL	BLK	Pts/PG
11-12	29-21	77-211	.365	51-157	.325	23-29	.793	33	1.1	99	3.4	27	7	228/7.9
12-13	30-23	115-292	.394	79-201	.393	40-48	.833	33	1.1	129	4.3	32	10	349/11.6
13-14	10-0	38-96	.396	27-70	.386	14-16	.875	6	0.6	41	4.1	5	2	117/11.7
Totals	69-44	230-599	.384	157-428	.367	77-93	.828	72	1.0	269	3.9	64	19	694/10.1





2012-13 (Sophomore): Appeared in 30 games for the Terriers while garnering the start 23 times...Logged 27.7 minutes per contest...Averaged 3.0 points per game...Pulled down 2.0 caroms per contest while dishing out 2.8 assists per contest...One of three Terriers to finish the season shooting over 80 percent from the free-throw line (86.2%)...Scored a season-high eight points on two occasions...Dished out a career-best seven assists at home against Monmouth University (1/21/13)...Ranked in the top-15 in the Northeast Conference in assists...Swiped a career-high five steals against Saint Francis University (2/2/13)...Named to the 2012-13 Northeast Conference Winter Academic Honor Roll...Named to the 2012-13 Northeast Conference Commissioner's Honor Roll.

2011-12 (Freshman): Lone Terrier to start in all 29 contests...Logged 28.9 minutes a game....Averaged 2.7 points per game....Corralled 2.6 rebounds a contest (70 for the season)....Dished out 61 total assists (2.1 per game)...Scored a career-best ten points at home against the Fairfield University Stags (12/13/11)...Grabbed career-high seven rebounds on two occasions (@ Manhattan [12/28/11 and vs. Lafayette [12/21/11])...Dished out five assists twice, the last coming against Lafayette (12/21/11)..Named to the 2011-12 Northeast Conference Winter Academic Honor Roll...Named to the 2011-12 Northeast Conference Winter Commissioner's Honor Roll.

Prior to St. Francis Brooklyn: Fox, a 5-4 point guard, led Twinsburg to their first Division I state championship. She was rated in the Top 100 on the Ohio Girls Basketball Report. Fox helped orchestrate a perfect 27-0 record while being named Warrensville Heights District Champions and Canton Regional Champions. Twinsburg finished the season ranked #2 by the Associated Press, #15 on USA Today Super 25 and #19 on ESPNRISE Powerade Fab 50. According to Fox, "I chose St. Francis because it is close to New York City, where the opportunity for internships and jobs will be available. I really liked the campus and coaching staff and I know I'll be able to contribute next year if I continue to work hard."

CAREER HIGHS	SEASON HIGHS
Points 13 vs. Lafayette (12/20/13)	13 vs. Lafayette (12/20/13)
Rebounds 7 (2x) latest @ Manhattan (12/28/11)	3 vs. Lafayette (12/20/13)
Field Goals 4 vs. Fairfield (12/13/11)	3 (2x) latest vs. Lafayette (12/20/13)
FG Attempts 8 (3x) latest @ Sacred Heart (1/9/12)	7 vs. Lafayette (12/20/13)
3-Pt FG 3 (5x) latest vs. Lafayette (12/20/13)	3 (2x) latest vs. Lafayette (12/20/13)
3-Pt FG Attempts 5 (2x) latest vs. UMass Lowell (11/23/13)	5 vs. UMass Lowell (11/23/13)
Free Throws 5 (3x) latest vs. Hartford (11/30/13)	5 vs. Hartford (11/30/13)
FT Attempts 6 (2x) latest vs Hartford (11/30/13)	6 vs. Hartford (11/30/13)
Assists 7 vs. Monmouth (1/21/13)	6 vs. Columbia (12/4/13)
Blocks 1 (3x) latest vs. Lafayette (12/20/13)	1 (2x) latest vs. Lafayette (12/20/13)
Steals 5 vs. Saint Francis U. (2/2/13)	4 vs. UMass Lowell (11/23/13)
Turnovers 9 vs. Quinnipiac (1/7/12)	4 (2x) latest vs. Lafayette (12/20/13)
Minutes 39 @ Bryant (2/12/13)	32 @ Penn (11/9/13)



2013-14 St. Francis Brooklyn Basketball
St. Francis Brooklyn Individual Game-by-Game (as of Dec 22, 2013)
All games



#21 FOX, Katie

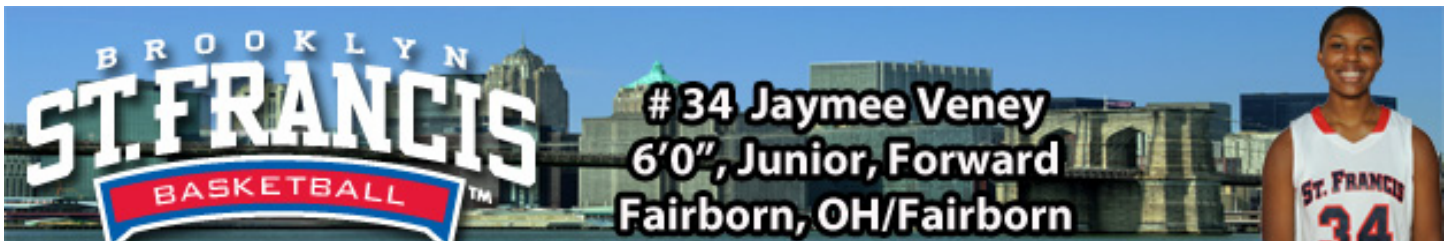
Opponent	Date	gs	min	Total	3-Pointers	Free throws	Rebounds	ft	a	lo	blk	stl	pts	avg							
				fg	fga	fga	ft	fta	off	def	tot	avg									
at Penn	11/09/13	*	32	2-3	667	1-2	.500	0-0	.000	0	1	1	1	2	1	0	1	5	5.0		
ARMY	11/11/13	*	31	1-3	333	1-1	1.000	1-2	.500	0	2	2	1.5	1	2	1	0	0	4	4.5	
at St. John's	11/16/13	*	20	0-0	.000	0-0	.000	0-0	.000	0	0	0	1.0	2	0	2	0	1	0	3.0	
UMASS-LOWELL	11/23/13	*	27	1-6	167	1-5	.200	2-2	1.000	1	1	2	1.3	1	3	1	0	4	5	3.5	
NJIT	11/26/13	*	26	0-1	.000	0-1	.000	0-0	.000	0	2	2	1.4	1	3	1	0	1	0	2.8	
at Miami	11/29/13	*	22	0-1	.000	0-1	.000	0-0	.000	0	1	1	1.3	2	2	1	0	1	0	2.3	
vs HARTFORD	11/30/13	*	27	0-3	.000	0-2	.000	5-6	.833	0	2	2	1.4	0	5	2	1	1	5	2.7	
COLUMBIA	12/4/13	*	23	1-2	.500	1-2	.500	2-2	1.000	0	1	1	1.4	4	6	2	0	1	5	3.0	
at Cornell	12/7/13	*	27	3-3	1.000	3-3	1.000	3-4	.750	0	2	2	1.4	2	2	4	0	1	12	4.0	
LAFAYETTE	11/20/13	*	31	3-7	.429	3-4	.750	4-4	1.000	0	3	3	1.6	1	3	4	1	3	13	4.9	
Totals			10	266	11-29	.379	10-21	.476	17-20	.850	1	15	1.6	1.6	15	28	19	2	14	49	4.9

Games played: 10
Minutes/game: 26.6
Points/game: 4.9
FG Pct: 37.9
3FG Pct: 47.6
FT Pct: 85.0

Rebounds/game: 1.6
Assists/game: 2.8
Turnovers/game: 1.9
Assist/turnover ratio: 1.5
Steals/game: 1.4
Blocks/game: 0.2

KATIE FOX CAREER STATISTICS														
YEAR	GP-GS	FG-FGA	FG%	3FG-FGA	3PT%	FT-FTA	FT%	Assist	APG	Rebs	RPG	STL	BLK	Pts/PG
11-12	29-29	24-95	.253	10-43	.233	21-32	.656	61	2.1	75	2.6	32	1	79/2.7
12-13	30-29	25-87	.287	14-44	.318	25-29	.862	83	2.8	61	2.0	28	0	89/3.0
13-14	10-10	11-29	.379	10-21	.476	17-20	.850	28	2.8	16	1.6	14	2	49/4.9
Totals	69-68	60-211	.284	34-108	.315	63-81	.778	172	2.5	152	2.2	74	3	217/3.1





2012-13 (Sophomore): Started in 29 of the 30 contests she appeared in....Logged 23.0 minutes per contest...Averaged 7.8 points per game...Pulled down 4.8 rebounds per contest...Scored a season-best 16 points on two separate occasions (at Rider University on 12/29/12 and on the road against Mount St. Mary's on 2/23/13)...Tied her career-high with eleven rebounds against Yale (12/8/12)...Dished out a career-high four assists also against Yale (12/8/12)...Named to the 2012-13 Northeast Conference Winter Academic Honor Roll.

2011-12 (Freshman): Appeared in 29 contests while starting in 23 of those games...Averaged 25.4 minutes played per game while leading the team in scoring (8.9 points per game) and rebounds (5.7 per game)...Was named to the 2011-12 Northeast Conference All-Rookie Team....Finished second in the Northeast Conference in Field Goal Percentage (49.5%)...Recorded 13 double-figures scoring games....Notched two double-doubles on the season (first coming against Delaware State; 19 points; 10 rebounds; the second vs. Mount St. Mary's at home on January 23, 2012; 12 points, 11 rebounds)... .7th highest Field Goal Percentage in a season amongst all St. Francis College women's basketball players...Named to the 2011-12 Northeast Conference Winter Academic Honor Roll.

Prior to St. Francis Brooklyn: Jaymee Veney, a 6-0 forward, is a polished post player. During her junior year, Veney averaged 11.8 points and 11.1 rebounds per contest while shooting 46% from the field and 71% from the free throw line. Against Bellbrook, on February 8th, 2010, Jaymee pulled down a school record 23 rebounds. She was the recipient of the Skyhawk Rock Award in 2007-08 as well as an All-Conference Honorable Mention selection. For the 2008-09 season, Veney was selected to the Second Team All-Conference squad. Last year, she was a First Team All-Conference selection along with an All-Southwest District 2nd Team pick and Skyhawk Most Valuable Player. The Dayton Daily News selected her as an All-Area First Team selection. She enjoyed a spectacular season as she averaged 10.4 ppg. and 8.7 rpg. en route to being named Honorable Mention All-State; 2011 Dabbet Report First Team All Area; 1st Team All-Greene County; 2nd Team Southwest All-District. Her Fairborn team won the GWOC South title and Veney led the league in rebounding. Fairborn finished the season ranked #7 by the Associated Press.

CAREER HIGHS	SEASON HIGHS
Points 19 @ Delaware State (12/11/11)	15 (2x) latest vs. Lafayette (12/20/13)
Rebounds 11 (3x) latest vs. Yale (12/8/12)	10 vs. Army (11/11/13)
Field Goals 7 (4x) latest @ CCSU (1/26/13)	6 (4x) latest @ Lafayette (12/20/13)
FG Attempts 15 (2x) latest vs. Robert Morris (2/4/13)	13 (2x) latest @ Lafayette (12/20/13)
3-Pt FG 3 (2x) latest vs. Lafayette (12/20/13)	3 vs. Lafayette (12/20/13)
3-Pt FG Attempts 5 vs. Lafayette (12/20/13)	5 vs. Lafayette (12/20/13)
Free Throws 7 (3x) latest vs. Wagner (2/25/13)	4 vs. Hartford (11/30/13)
FT Attempts 8 (2x) latest vs. Wagner (2/25/13)	5 @ St. John's (11/16/13)
Assists 4 vs. Yale (12/8/12)	2 (3x) latest @ Cornell (12/7/13)
Blocks 2 @ Sacred Heart (1/9/12)	1 (2x) latest vs. Hartford (11/30/13)
Steals 4 (2x) latest @ CCSU (1/26/13)	2 (3x) latest @ Miami (11/29/13)
Turnovers 6 @ Quinnipiac (2/20/12)	5 @ Miami (11/29/13)
Minutes 44 vs. Robert Morris (2/4/13)	36 vs. NJIT (11/26/13)

2013-14 St. Francis Brooklyn Basketball
St. Francis Brooklyn Individual Game-by-Game (as of Dec 22, 2013)

All games

#34 VENEY, Jaymee

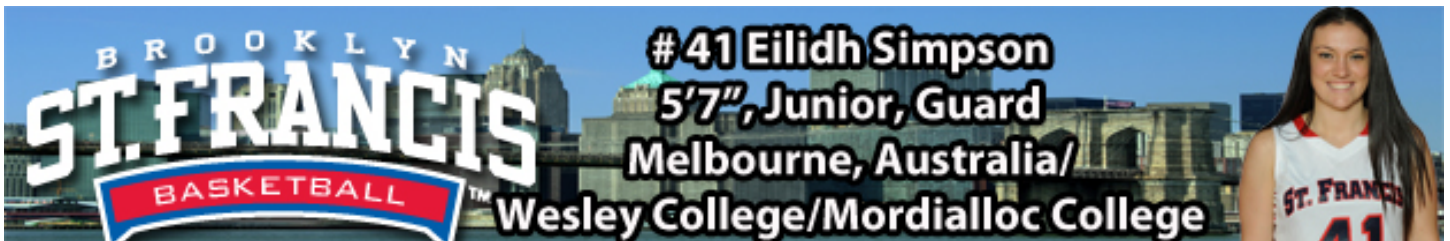
Opponent	Date	gs	min	Total		3-Pointers		Free throws		Rebounds			ft			blk			pts			
				fg	fga	fga	fga	ft	fta	off	def	tot	of	a	to	blk	stl	pts	avg			
at Penn	11/09/13	*	25	5-13	385	1-3	.333	3-4	750	1	2	3	3	0	0	2	14	14.0				
ARMY	11/11/13	*	33	5-12	417	0-1	.000	0-0	000	2	8	10	6	5	3	0	2	0	10	12.0		
at St. John's	11/16/13	*	31	3-11	273	0-0	.000	2-5	400	3	5	8	7	0	2	0	0	2	8	10.7		
UMASS-LOWELL	11/23/13	*	20	6-8	750	0-1	.000	2-4	500	4	4	8	7	3	0	3	0	0	14	11.5		
NJIT	11/26/13	*	36	3-11	273	1-4	.250	3-3	1000	5	3	8	7	4	0	2	1	0	1	10	11.2	
at Miami	11/29/13	*	28	5-12	417	2-4	.500	0-0	000	3	4	7	3	2	1	5	1	2	12	11.3		
vs HARTFORD	11/30/13	*	35	3-4	750	1-2	.500	4-4	1000	0	5	5	7	0	1	0	2	1	0	11	11.3	
COLUMBIA	12/4/13	*	23	6-8	750	1-1	1.000	0-1	000	2	3	5	6	8	2	0	3	0	1	13	11.5	
at Cornell	12/7/13	*	27	6-9	667	1-1	1.000	2-2	1000	2	4	6	7	4	2	3	0	0	15	11.9		
LAFAYETTE	11/20/13	*	25	6-13	462	3-5	.600	0-0	000	1	6	7	6	7	3	0	1	0	1	15	12.2	
Totals			10	283	48-101	475	10-22	.455	16-23	696	23	44	67	6	7	22	7	20	2	9	122	12.2

Games played: 10
Minutes/game: 28.3
Points/game: 12.2
FG Pct: 47.5
3FG Pct: 45.5
FT Pct: 69.6

Rebounds/game: 6.7
Assists/game: 0.7
Turnovers/game: 2.0
Assist/turnover ratio: 0.4
Steals/game: 0.9
Blocks/game: 0.2

JAYMEE VENEY CAREER STATISTICS														
YEAR	GP-GS	FG-FGA	FG%	3FG-FGA	3PT%	FT-FTA	FT%	Assist	APG	Rebs	RPG	STL	BLK	Pts/PG
11-12	29-23	106-215	.495	1-2	.500	46-68	.676	21	0.7	166	5.7	23	5	259/8.9
12-13	30-29	91-257	.354	17-46	.370	34-43	.791	19	0.6	145	4.8	25	2	233/7.3
13-14	10-10	48-101	.475	10-22	.455	16-23	.696	7	0.7	67	6.7	9	2	122/12.2
Totals	69-62	245-573	.428	28-70	.400	96-134	.716	47	0.7	378	5.5	57	9	614/8.9





2012-13 (Sophomore): Appeared in 27 contests while garnering the starting nod 26 times...Recorded 31.4 minutes per game...Averaged 9.4 points per game...Was the Terriers' second-leading scorer during the 2012-13 season...Dished out a team-leading 3.0 assists per contest...One of three Terriers to shoot over eighty percent from the free-throw line (87.0%)...Named College Sports Madness.com Northeast Conference Player of the Week for the week of February 11th, 2013...Scored in double-figures in twelve contests...Netted a career-high 23 points on 9-of-12 shooting against LIU Brooklyn on February 9th...Followed up that performance with a 22 point outburst on the road against Bryant on February 12th...Pulled in a career-best eleven caroms on the road against Fairfield (12/1/12)...Dished out a career-high seven assists in the overtime win at home against Robert Morris (2/4/13)...Swiped a personal-best five steals at LIU Brooklyn (1/28/13)...

2011-12 (Freshman): Appeared in 19 games while starting in eight contests...Logged 20.4 minutes a contest while scoring 3.5 points per game...Pulled down 1.5 rebounds a game...Scored a career-best ten points against Robert Morris University on the road back on January 28th, 2012...Dished out a career-high four assists against Central Connecticut State University on February 5, 2012...

Prior to St. Francis Brooklyn: Simpson, a 5'8 guard from Melbourne, Australia played for the Sandringham Sabres in the SEABL D-League. She is a combo guard who can play the point guard or shooting guard positions. She has a scorer's mentality and can do so in a variety of ways with deep range on her shot, and the ability to create off the dribble. She is also a good passer and is going to look to push tempo in the open court. She was named the team's Most Valuable Player while finishing fourth in the League Most Valuable Player voting. Simpson is also a member of the U20 Victorian State Squad.

CAREER HIGHS	SEASON HIGHS
Points 24 (2x) latest vs. Lafayette (12/20/13)	24 (2x) latest vs. Lafayette (12/20/13)
Rebounds 11 @ Fairfield (12/1/12)	9 @ Penn (11/9/13)
Field Goals 9 vs. LIU Brooklyn (2/9/13)	8 (2x) latest vs. Lafayette (12/20/13)
FG Attempts 15 vs. UMass Lowell (11/23/13)	15 vs. UMass Lowell (11/23/13)
3-Pt FG 7 vs. UMass Lowell (11/23/13)	7 vs. UMass Lowell (11/23/13)
3-Pt FG Attempts 11 vs. UMass Lowell (11/23/13)	11 vs. UMass Lowell (11/23/13)
Free Throws 7 vs. Hartford (11/30/13)	7 vs. Hartford (11/30/13)
FT Attempts 9 vs. Hartford (11/30/13)	9 vs. Hartford (11/30/13)
Assists 7 vs. Robert Morris (2/4/13)	5 (2x) latest @ Cornell (12/7/13)
Blocks 1 (5x) latest vs. Columbia (12/4/13)	1 vs. Columbia (12/4/13)
Steals 5 @ LIU Brooklyn (1/28/13)	3 vs. UMass Lowell (11/23/13)
Turnovers 6 @ Penn (11/9/13)	6 @ Penn (11/9/13)
Minutes 44 vs. Robert Morris (2/4/13)	37 @ St. John's (11/16/13)



2013-14 St. Francis Brooklyn Basketball
St. Francis Brooklyn Individual Game-by-Game (as of Dec 22, 2013)
All games



#41 SIMPSON, Eilidh

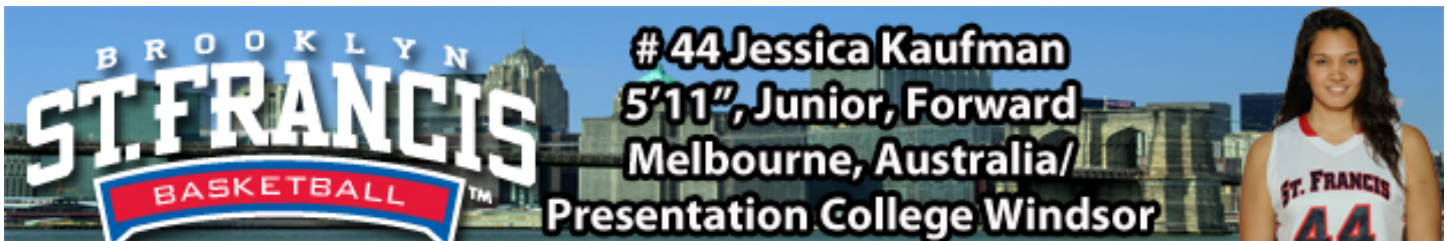
Opponent	Date	gs	min	Total		3-Pointers		Free throws		Rebounds			stl	blk	pts	avg					
				fg	fga	fga	fga	ft	fta	off	def	tot									
at Penn	11/09/13	*	31	5-7	714	2-2	1,000	4-4	1,000	3	6	9	0	1	6	0	16	16.0			
ARMY	11/11/13	*	32	2-7	286	1-3	333	5-6	833	0	3	6	0	5	0	1	10	13.0			
at St. John's	11/16/13	*	37	3-9	333	0-2	000	1-1	1,000	1	3	4	5.3	2	2	5	0	17	11.0		
UMASS-LOWELL	11/23/13	*	34	8-15	533	7-11	636	1-3	333	0	4	4	5.0	2	2	2	0	34	14.3		
NJIT	11/26/13	*	30	2-6	333	2-4	500	2-3	667	0	2	2	4.4	2	0	1	0	18	13.0		
at Miami	11/29/13	*	25	2-6	333	0-2	000	0-0	000	0	2	2	4.0	4	3	0	0	4	11.5		
vs HARTFORD	11/30/13	*	34	4-10	400	0-1	000	7-9	778	1	3	4	4.0	2	2	2	0	15	12.0		
COLUMBIA	12/4/13	*	32	5-8	625	2-5	400	0-1	000	1	4	5	4.1	2	4	1	2	12	12.0		
at Cornell	12/7/13	*	36	4-9	444	3-4	750	3-4	750	1	2	3	4.0	3	5	1	0	14	12.2		
LAFAYETTE	11/20/13	*	33	8-11	727	3-5	600	5-6	833	0	1	1	3.7	1	4	0	0	24	13.4		
Totals			10	324	43-88	489	20-39	.513	28-37	757	7	30	37	3.7	18	28	21	1	110	134	13.4

Games played: 10
Minutes/game: 32.4
Points/game: 13.4
FG Pct: 48.9
3FG Pct: 51.3
FT Pct: 75.7

Rebounds/game: 3.7
Assists/game: 2.8
Turnovers/game: 2.1
Assist/turnover ratio: 1.3
Steals/game: 1.0
Blocks/game: 0.1

EILIDH SIMPSON CAREER STATISTICS														
YEAR	GP-GS	FG-FGA	FG%	3FG-FGA	3PT%	FT-FTA	FT%	Assist	APG	Rebs	RPG	STL	BLK	Pts/PG
11-12	19-8	24-70	.343	14-33	.424	5-7	.714	20	1.1	29	1.5	11	1	67/3.5
12-13	27-26	86-229	.376	34-116	.293	47-54	.870	80	3.0	90	3.3	38	3	253/9.4
13-14	10-10	43-88	.489	20-39	.513	28-37	.757	28	2.8	37	3.7	10	1	134/13.4
Totals	56-44	153-387	.395	68-188	.361	80-98	.816	128	2.3	156	2.8	59	5	454/8.1





#44 Jessica Kaufman
5'11", Junior, Forward
Melbourne, Australia/
Presentation College Windsor

Sophomore (2012-13): Played in 28 games during the 2012-13 season while earning the start in 25 contests...Logged 25.1 minutes per contest...Third leading scorer during the season at 8.8 points per game...Finished the regular season shooting 50.2 percent, good for second in the Northeast Conference...Scored a career-high 18 points at Wagner back on January 12th and tied the mark later in the season on the road against Monmouth University on February 16th...Scored in double-figures a total of thirteen times, while twice recording the feat in four straight games...Pulled down 4.7 rebounds per game...Dished out 1.8 assists with her career-best coming against LIU Brooklyn in which she recorded seven...Named to the 2012-13 Northeast Conference Winter Academic Honor Roll.

Freshman (2011-12): Played in 18 games during the 2011-12 campaign while starting in 15 of those contests...Logged 27.7 minutes per contest...Second-leading scorer for the Terriers' at 8.4 points per game...Pulled down 5.4 rebounds a contests...Scored a career-high 16 points in the season opener against the University of Pennsylvania (11/13/11)...Pulled down career-best 10 rebounds at home against the Columbia University Lions (11/23/11)...Dished out a personal best five assists against the Mount St. Mary's Mountaineers at home back on January 23rd, 2012.

Prior to St. Francis Brooklyn: Kaufman, a 5'11 small forward from Melbourne, Australia also played for Sandringham. Kaufman was named to the First Team All-League 5 Team. She was named the U16 MVP in 2006, 2007, the U18 MVP in 2008 and was the SEABL D-League Sabres MVP in 2009. Also in 2009, she received the Sandringham club team award. Kaufman is a five-time School MVP while being a dual-sport athlete. She is the state representative in the heptathlon where she place in State or National level 68 times. In the U18 Australian Schools Championships she took home gold medals in the Discus and Shot Put, a Silver in the Heptathlon and a Bronze in the Javelin. She is also the recipient of the "Pierre de Coubertin" award for excellence in sport in 2009.

CAREER HIGHS	SEASON HIGHS
Points 18 (2x) latest @ Monmouth (2/16/13)	13 @ Penn (11/9/13)
Rebounds 10 vs. Columbia (11/23/11)	4 (2x) latest vs. Columbia (12/4/13)
Field Goals 9 @ Monmouth (2/16/13)	4 (2x) latest vs. Columbia (12/4/13)
FG Attempts 16 @ UPENN (11/13/11)	12 @ Penn (11/9/13)
3-Pt FG ---	---
3-Pt FG Attempts 1 (4x) latest @ St. John's (11/16/13)	1 (2x) latest @ St. John's (11/16/13)
Free Throws 4 (3x) latest @ Bryant (2/12/13)	3 (3x) latest vs. NJIT (11/26/13)
FT Attempts 8 vs. Columbia (11/23/11)	4 (3x) latest vs. NJIT (11/26/13)
Assists 7 (2x) latest @ Penn (11/9/13)	7 @ Penn (11/9/13)
Blocks 2 (6x) latest vs. Sacred Heart (3/2/13)	1 vs. Columbia (12/4/13)
Steals 3 (2x) latest vs. Rider (12/29/12)	2 (2x) latest vs. Columbia (12/4/13)
Turnovers 8 vs. Mount St. Mary's (1/23/12)	5 (2x) latest vs. Hartford (11/30/13)
Minutes 37 vs. Columbia (11/23/11)	35 @ Penn (11/9/13)

2013-14 St. Francis Brooklyn Basketball
 St. Francis Brooklyn Individual Game-by-Game (as of Dec 22, 2013)

All games

#44 KAUFMAN, Jessica

Opponent	Date	gs	min	Total	3-Pointers	Free throws	Rebounds	ft	a	blk	stl	pts	avg								
				fg/fga	pt/fga	ft/fta	off	def	tot	avg											
at Penn	11/09/13	*	35	4-12	333	0-0	.000	5-6	833	0	3	3	3.0	1	7	2	0	0	13	13.0	
ARMY	11/11/13	*	22	3-5	600	0-1	.000	3-4	750	0	0	0	1.5	4	2	5	0	1	9	11.0	
at St. John's	11/16/13	*	25	2-6	333	0-1	.000	0-0	000	1	1	2	1.7	2	0	4	0	1	4	8.7	
UMASS-LOWELL	11/23/13	*	16	2-6	333	0-0	.000	0-0	000	0	3	3	2.0	4	2	2	0	0	4	7.5	
NJIT	11/26/13	*	30	2-5	400	0-0	.000	3-4	750	0	1	1	1.8	4	2	3	0	2	7	7.4	
at Miami	11/29/13	*	18	1-6	167	0-0	.000	0-0	000	0	1	1	1.7	3	0	3	0	0	2	6.5	
vs HARTFORD	11/30/13	*	22	1-1	1,000	0-0	.000	1-2	500	1	3	4	2.0	3	1	5	0	0	3	6.0	
COLUMBIA	12/4/13	*	27	4-9	444	0-0	.000	1-1	1,000	3	1	4	2.3	2	2	2	1	2	9	6.4	
at Cornell	12/7/13	*	20	3-4	750	0-0	.000	0-0	000	0	1	1	2.1	1	2	2	0	1	6	6.3	
LAFAYETTE	11/20/13	*	22	1-2	500	0-0	.000	0-0	000	0	3	3	2.2	2	2	3	0	0	2	5.9	
Totals			10	237	23-56	411	0-2	.000	13-17	765	5	17	2.2	2.2	2.6	2.0	3.1	1	7	59	5.9

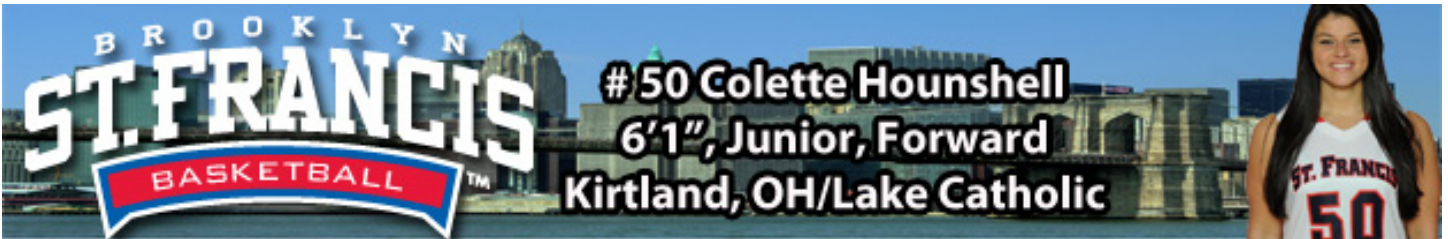
Games played: 10
 Minutes/game: 23.7
 Points/game: 5.9
 FG Pct: 41.1
 3FG Pct: 0.0
 FT Pct: 76.5

Rebounds/game: 2.2
 Assists/game: 2.0
 Turnovers/game: 3.1
 Assist/turnover ratio: 0.6
 Steals/game: 0.7
 Blocks/game: 0.1

JESSICA KAUFMAN CAREER STATISTICS

YEAR	GP-GS	FG-FGA	FG%	3FG-FGA	3PT%	FT-FTA	FT%	Assist	APG	Rebs	RPG	STL	BLK	Pts/PG
11-12	18-15	60-158	.380	0-0	.000	31-49	.633	33	1.8	98	5.4	14	12	151/8.4
12-13	28-25	108-215	.502	0-2	.000	31-54	.574	49	1.8	132	4.7	12	11	247/8.8
13-14	10-10	23-56	.411	0-2	.000	13-17	.765	20	2.0	22	2.2	7	1	59/5.9
Totals	56-50	191-429	.445	0-4	.000	75-120	.625	102	1.8	252	4.5	33	2	457/8.2





2012-13 (Sophomore): Appeared in 12 games before season-ending injury...Logged 7.9 minutes per contest...Averaged 1.8 points per game...Pulled down 1.3 rebounds....Grabbed a season-best five rebounds at Lafayette (12/21/12)...Named to the 2012-13 Northeast Conference Winter Academic Honor Roll.

2011-12 (Freshman): Played in 23 games while starting in six contests....Scored a career-high 14 points on the road against IUPUI on November 19th, 2011....Pulled down a career-best six rebounds at home against Rider University (11/30/11)....Averaged 13.3 minutes a contests....Finished the season averaging 2.7 points per game, 1.3 rebounds a contest while shooting 65 percent from the free-throw line....Named to the 2011-12 Northeast Conference Winter Academic Honor Roll...

Prior to St. Francis Brooklyn: Hounshell, a 6-foot-1 center from Kirtland, Ohio, played at Lake Catholic. As a sophomore, she averaged 7.7 points and 4.3 rebounds per game for the Cougars who finished the year 18-6. In addition, she was named 2008-09 Honorable Mention All-North Coast League and All-District selection. Colette missed her junior year while recovering from an ACL injury. The summer following her injury, Hounshell competed for the Ohio Glory AAU program where she averaged 16.0 ppg and 7.0 rebounds. In her senior year the dominance continued as she averaged 12.8 points, 7.9 rebounds, 1.2 assists and 3.2 steals while leading the Cougars to the regional finals where they lost to the eventual state champion. For her efforts she was named 2011 News-Herald Athlete of the Year; 1st Team All-State, 1st Team Northeast Lakes All District and Northeast Lake District Player of the Year. Lake Catholic finished the season as the Andover District Champions and ranked #7 by the Associated Press.

CAREER HIGHS	SEASON HIGHS
Points	
14 @ IUPUI (11/19/11)	4 (2x) latest @ Miami (11/29/13)
Rebounds	
6 vs. Rider (11/30/11)	4 @ Miami (11/29/13)
Field Goals	
7 @ IUPUI (11/19/11)	2 @ Miami (11/29/13)
FG Attempts	
12 @ IUPUI (11/19/11)	3 @ Miami (11/29/13)
3-Pt FG	
---	---
3-Pt FG Attempts	
---	---
Free Throws	
5 (2x) latest vs. Rider (11/30/11)	2 (2x) latest @ Cornell (12/7/13)
FT Attempts	
6 (2x) latest vs. Rider (11/30/11)	2 (4x) latest @ Cornell (12/7/13)
Assists	
3 @ Rober Morris (1/28/12)	1 @ Cornell (12/7/13)
Blocks	
1 (11x) latest @ Miami (11/29/13)	1 (2x) latest @ Miami (11/29/13)
Steals	
3 @ IUPUI (11/19/11)	---
Turnovers	
5 @ UPENN (11/13/11)	2 (2x) latest vs. Hartford (11/30/13)
Minutes	
30 vs. Rider (11/30/11)	11 @ Miami (11/29/13)



2013-14 St. Francis Brooklyn Basketball
St. Francis Brooklyn Individual Game-by-Game (as of Dec 22, 2013)
All games



#50 HOUNSHELL, Colette

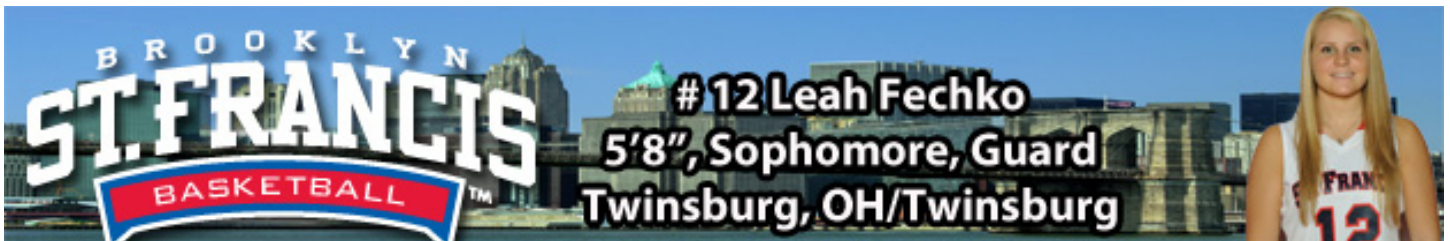
Opponent	Date	gs	min	Total		3-Pointers		Free throws		Rebounds			pf	a	lo	blk	stl	pts	avg	
				fg	fga	fga	fga	ft	fta	off	def	tot								avg
at Penn	11/09/13	6	0-0	.000	0-0	.000	0-0	.000	0	0	0	0	2	0	2	0	0	0	0.0	
ARMY	11/11/13	3	0-0	.000	0-0	.000	0-0	.000	0	0	0	0	1	0	0	1	0	0	0.0	
at St. John's	11/16/13	5	1-2	.500	0-0	.000	2-2	1.000	0	1	1	0.3	3	0	0	0	0	4	1.3	
UMASS-LOWELL	11/23/13	3	0-0	.000	0-0	.000	1-2	.500	1	1	2	0.8	0	0	0	0	0	1	1.3	
NJIT	11/26/13	2	0-0	.000	0-0	.000	0-0	.000	0	0	0	0.6	0	0	0	0	0	0	1.0	
at Miami	11/29/13	11	2-3	.667	0-0	.000	0-2	.000	2	2	4	1.2	0	1	1	0	4	1.5		
vs HARTFORD	11/30/13	7	1-1	1.000	0-0	.000	0-0	.000	0	1	1	1.1	1	0	2	0	0	2	1.6	
COLUMBIA	12/4/13	3	0-0	.000	0-0	.000	0-0	.000	0	0	1	0	1.0	0	0	0	0	0	1.4	
at Cornell	12/7/13	7	0-0	.000	0-0	.000	2-2	1.000	0	0	0	0.9	1	1	1	0	0	2	1.4	
Totals		0	47	4-6	.667	0-0	.000	5-8	.625	3	5	8	0.9	8	1	6	2	0	13	1.4

Games played: 9
Minutes/game: 5.2
Points/game: 1.4
FG Pct: 66.7
FT Pct: 62.5

Rebounds/game: 0.9
Assists/game: 0.1
Turnovers/game: 0.7
Assist/turnover ratio: 0.2
Blocks/game: 0.2

COLETTE HOUNSHELL CAREER STATISTICS														
YEAR	GP-GS	FG-FGA	FG%	3FG-FGA	3PT%	FT-FTA	FT%	Assist	APG	Rebs	RPG	STL	BLK	Pts/PG
11-12	23-6	24-68	.353	0-0	.000	15-23	.652	11	0.5	30	1.3	11	6	63/2.7
12-13	12-0	8-23	.348	0-0	.000	5-9	.556	9	0.2	16	1.3	3	3	21/1.8
13-14	9-0	4-6	.667	0-0	.000	5-8	.625	1	0.1	8	0.9	0	2	13/1.4
Totals	44-6	36-97	.371	0-0	.000	25-40	.625	20	0.5	50	1.1	14	11	95/2.2





2012-13 (Freshman): Appeared in all 30 contests for St. Francis Brooklyn while earning the starting nod on six occasions...Selected to the 2012-13 Northeast Conference All-Rookie Team, becoming just the tenth Terrier in program history to do so...Named Choice Hotels Northeast Conference Rookie of the Week for the weeks of Jan.22-29, Jan.29-Feb.5 and Feb.14-18...Averaged 8.7 points per game against Northeast Conference opponents (6.6 overall) along with 6.3 rebounds per game in league contests (5.4 total)...Was St. Francis Brooklyn's top rebounder...Ranked in the top-15 in rebounding in the NEC, while ranking first among all newcomers...Posted nine games where she scored in double figures, all against conference opponents...Scored a career-best 18 points against LIU Brooklyn in the 20th annual "Battle of Brooklyn," where she garnered Most Valuable Player honors...Pulled down a career-high 13 caroms against Fairleigh Dickinson (2/18/13)...Named to the 2012-13 Northeast Conference Winter Academic Honor Roll.

Prior to St. Francis Brooklyn: Fechko, who led the Tigers to consecutive OHSAA Division I Girls state basketball title runs, averaged 13.0 points, 5.5 rebounds, 3.7 assists, 3.0 steals as a senior for Twinsburg High School while playing three positions...Scored a season-high 20 points on 9-of-16 shooting and added 10 rebound against Stow-Munroe Falls...Dished out a season-high nine assists against Boardman and during the state semifinals, Fechko poured in 18 points against Midpark.

CAREER HIGHS	SEASON HIGHS
Points 18 @ LIU Brooklyn (1/28/13)	15 @ St. John's (11/16/13)
Rebounds 13 (2x) latest vs. UMass Lowell (11/23/13)	13 vs. UMass Lowell (11/23/13)
Field Goals 7 @ LIU Brooklyn (1/28/13)	5 @ St. John's (11/16/13)
FG Attempts 12 (2x) latest @ FDU (2/18/13)	10 (2x) latest @ Miami (11/29/13)
3-Pt FG 3 @ St. John's (11/16/13)	3 @ St. John's (11/16/13)
3-Pt FG Attempts 5 (3x) latest @ St. John's (11/16/13)	5 @ St. John's (11/16/13)
Free Throws 8 @ Cornell (12/7/13)	8 @ Cornell (12/7/13)
FT Attempts 8 @ Cornell (12/7/13)	8 @ Cornell (12/7/13)
Assists 6 (2x) latest vs. Columbia (12/4/13)	6 vs. Columbia (12/4/13)
Blocks 1 (3x) latest @ Stony Brook (12/19/12)	---
Steals 5 @ Bryant (2/12/13)	3 @ Penn (11/9/13)
Turnovers 5 (3x) latest vs. Army (11/11/13)	5 vs. Army (11/11/13)
Minutes 37 (3x) latest vs. UMass Lowell (11/23/13)	37 vs. UMass Lowell (11/23/13)

2013-14 St. Francis Brooklyn Basketball
St. Francis Brooklyn Individual Game-by-Game (as of Dec 22, 2013)

All games

#12 FECHKO, Leah

Opponent	Date	gs	min	Total	3-Pointers	Free throws	Rebounds	ft	a	blk	stl	pts	avg
				fg/fga	fga/fga	ft/fta	off	def	tot				
at Penn	11/09/13	*	32	1-3	.333	0-1	.000	1-2	.500	2	5	7	7.0
ARMY	11/11/13	*	35	3-5	.600	1-2	.500	2-2	1.000	0	4	4	5.5
at St. John's	11/16/13	*	33	5-10	.500	3-5	.600	2-2	1.000	3	5	8	6.3
UMASS-LOWELL	11/23/13	*	37	3-9	.333	1-4	.250	0-0	.000	6	7	13	8.0
NJIT	11/26/13	*	35	3-8	.375	1-4	.250	5-5	1.000	6	1	7	7.8
at Miami	11/29/13	*	34	3-10	.300	1-4	.250	0-0	.000	5	2	7	7.7
vs HARTFORD	11/30/13	*	32	2-7	.286	2-3	.667	1-2	.500	2	3	5	7.3
COLUMBIA	12/4/13	*	34	2-5	.400	2-3	.667	0-1	.000	1	4	5	7.0
at Cornell	12/7/13	*	27	2-4	.500	1-3	.333	8-8	1.000	1	2	3	6.6
LAFAYETTE	11/20/13	*	32	1-2	.500	0-1	.000	2-2	1.000	3	3	6	6.5
Totals			10	331	25-63	.397	12-30	.400	21-24	.875	29	36	65

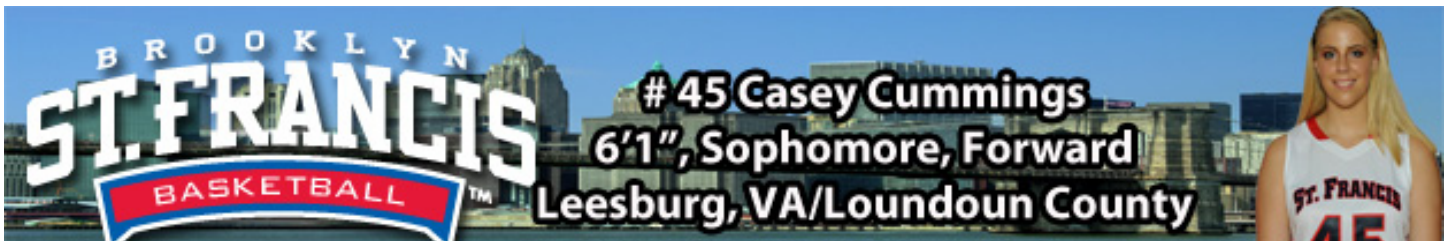
Games played: 10
Minutes/game: 33.1
Points/game: 8.3
FG Pct: .397
3FG Pct: 40.0
FT Pct: 87.5

Rebounds/game: 6.5
Assists/game: 2.7
Turnovers/game: 1.9
Assist/turnover ratio: 1.4
Steals/game: 1.3

LEAH FECHKO CAREER STATISTICS

YEAR	GP-GS	FG-FGA	FG%	3FG-FGA	3PT%	FT-FTA	FT%	Assist	APG	Rebs	RPG	STL	BLK	Pts/PG
12-13	30-6	70-176	.398	14-60	.233	43-58	.741	44	1.5	163	5.4	42	3	197/6.6
13-14	10-10	25-63	.397	12-30	.400	21-24	.875	27	2.7	65	6.5	13	0	83/8.3
Totals	40-16	95-239	.397	26-90	.289	64-82	.780	71	1.8	228	5.7	55	3	280/7.0





2012-13 (Freshman): Appeared in all 24 contests for St. Francis Brooklyn while earning her first career start on the road against Rider University (12/29/12)...Averaged 1.5 points per game...Pulled in 1.7 rebounds per contest....Scored a career-high eight points vs. Cornell (11/28/12)...Pulled down a career-best eight caroms at Columbia (12/11/12)...Dished out her first career assist vs. Robert Morris (2/4/13).

Prior to St. Francis Brooklyn: Cummings stock rose following a sensational junior season at Loudoun County...Averaged 11.0 points and 13.0 rebounds per game to help lead the Raiders finish the regular season with a 26-5 record...Helped team win the Region II Championships while taking second place in the Virginia Division 4 State Championship game...Played AAU ball under Fred Priestler and the Potomac Valley Vogues...Were runner-ups in the AAU Silver Showcase and placing third at the National Championships.

CAREER HIGHS	SEASON HIGHS
Points 8 vs. Cornell (11/28/12)	2 vs. Lafayette (12/20/13)
Rebounds 8 @ Columbia (12/11/12)	2 @ Penn (11/9/13)
Field Goals 4 vs. Cornell (11/28/12)	1 vs. Lafayette (12/20/13)
FG Attempts 7 vs. Cornell (11/28/12)	2 @ Penn (11/9/13)
3-Pt FG ---	---
3-Pt FG Attempts 2 @ Lafayette (12/21/12)	1 @ Penn (11/9/13)
Free Throws 2 (3x) latest @ FDU(2/18/13)	---
FT Attempts 3 @ Quinnipiac (1/7/13)	---
Assists 1 vs. Robert Morris (2/4/13)	---
Blocks 2 @ Sacred Heart (1/5/13)	---
Steals 1 (3x) latest vs. Wagner (2/25/13)	---
Turnovers 3 (3x) latest vs. Wagner (2/25/13)	2 vs. Lafayette (12/20/13)
Minutes 22 @ Sacred Heart (1/5/13)	6 @ Penn (11/9/13)

2013-14 St. Francis Brooklyn Basketball
St. Francis Brooklyn Individual Game-by-Game (as of Dec 22, 2013)

All games

#45 CUMMINGS, Casey

Opponent	Date	gs	min	Total		3-Pointers		Free throws		Rebounds			ft	a	to	blk	stl	pts	avg
				fg	fga	fga	fga	ft	fta	off	def	tot	avg						
at Penn	11/09/13	3	0-2	.000	0-1	.000	0-0	.000	0-0	0	2	2	2.0	0	0	0	0	0	0.0
LAFAYETTE	11/20/13	5	1-1	1.000	0-0	.000	0-0	.000	0-0	0	0	1.0	2.0	2	0	2	0	2	1.0
Totals		0	8	1-3	.333	0-1	.000	0-0	.000	0	2	2	1.0	2	0	2	0	2	1.0

Games played: 2
Minutes/game: 4.0
Points/game: 1.0
FG Pct: .333
3FG Pct: 0.0

Rebounds/game: 1.0
Turnovers/game: 1.0

CASEY CUMMINGS CAREER STATISTICS

YEAR	GP-GS	FG-FGA	FG%	3FG-FGA	3PT%	FT-FTA	FT%	Assist	APG	Rebs	RPG	STL	BLK	Pts/PG
12-13	23-1	14-44	.318	0-5	.000	7-11	.636	1	0.04	38	1.7	3	3	35/1.5
13-14	2-0	1-3	.333	0-1	.000	0-0	.000	0	0.0	2	1.0	0	0	2/1.0
Totals	25-1	15-47	.319	0-6	.000	7-11	.636	1	0.04	40	1.6	3	3	37/1.5





Prior to St. Francis Brooklyn: Levey, a 5-11 forward, spent her freshman year playing for Christian Heritage in which she was a 1,000 point scorer. Olivia was named to the 2009-10 Boston Globe All-Scholastics Team as well as the Connecticut Post All-Star Second Team and was honored with an All-New England Honorable Mention selection...In her second season, her first at Lauralton Hall, she garnered two Most Valuable Player awards, receiving the honors at the Mercy Classic and the 2011 Northeast College Showcase...Selected to the Mercy Classic All-Tournament Team...Nominated for the 2012 Gatorade Player of the Year in addition to being named a two-time All-SWC Conference selection and a two-time SWC All-Tournament Team selection...Chosen to the New Haven Register All-Area team as well as being honored as a Connecticut Post All Star/Super 15 from 2010-to-2012...Selected to the New Haven Tap-Off Club All-Area Team and was an All-State First Team Class LL choice...Member of CBC Exodus, averaged 16 points per game, ten rebounds per contest and two blocks a game to help lead her team to a 23-2 record, which was ranked third in the entire state of Connecticut... Named to the National Honor Society of her high school.

CAREER HIGHS	SEASON HIGHS
Points 5 vs. Columbia (12/4/13)	5 vs. Columbia (12/4/13)
Rebounds 1 (2x) latest vs. Army (11/11/13)	1 (2x) latest vs. Army (11/11/13)
Field Goals 2 (2x) latest vs. Columbia (12/4/13)	2 (2x) latest vs. Columbia (12/4/13)
Field Goal Attempts 2 (2x) latest vs. Columbia (12/4/13)	2 (2x) latest vs. Columbia (12/4/13)
3-Pt FG ---	---
3-Pt FG Attempts ---	---
Free Throws 1 vs. Columbia (12/4/13)	1 vs. Columbia (12/4/13)
FT Attempts 2 vs. Columbia (12/4/13)	2 vs. Columbia (12/4/13)
Assists ---	---
Blocks ---	---
Steals ---	---
Turnovers 4 @ St. John's (11/16/13)	4 @ St. John's (11/16/13)
Minutes 7 @ Miami (11/29/13)	7 @ Miami (11/29/13)

2013-14 St. Francis Brooklyn Basketball
St. Francis Brooklyn Individual Game-by-Game (as of Dec 22, 2013)

All games

#35 LEVEY, Olivia

Opponent	Date	gs	min	Total		3-Pointers		Free throws		Rebounds			pf	a	tlo	blk	stl	pts	avg	
				fg	fga	pc	fg	fga	pc	ft	fta	pc								off
at Penn	11/09/13	4	0-1	.000	0-0	.000	0-0	.000	0-0	.000	0	1	1	1.0	0	0	1	0	0	0.0
ARMY	11/11/13	2	0-1	.000	0-0	.000	0-0	.000	0-0	.000	1	0	1	1.0	0	0	0	0	0	0.0
at St. John's	11/16/13	4	0-0	.000	0-0	.000	0-0	.000	0-0	.000	0	0	0	0.7	1	0	4	0	0	0.0
UMASS-LOWELL	11/23/13	1	0-0	.000	0-0	.000	0-0	.000	0-0	.000	0	0	0	0.5	0	0	0	0	0	0.0
at Miami	11/29/13	7	2-2	1.000	0-0	.000	0-0	.000	0-0	.000	0	0	0	0.4	0	0	0	0	0	4.0
vs HARTFORD	11/30/13	2	0-0	.000	0-0	.000	0-0	.000	0-0	.000	0	0	0	0.3	0	0	0	0	0	0.7
COLUMBIA	12/4/13	4	2-2	1.000	0-0	.000	1-2	.500	0-0	.000	0	0	0	0.3	1	0	0	0	0	5.1
LAFAYETTE	11/20/13	3	1-1	1.000	0-0	.000	0-0	.000	0-0	.000	0	0	0	0.3	0	0	3	0	0	2.1
Totals		0	27	5-7	.714	0-0	.000	1-2	.500	1-1	2	2	0.3	2	0	8	0	0	0	11.1

Games played: 8
Minutes/game: 3.4
Points/game: 1.4
FG Pct: 71.4
FT Pct: 50.0

Rebounds/game: 0.3
Turnovers/game: 1.0

OLIVIA LEVEY CAREER STATISTICS														
YEAR	GP-GS	FG-FGA	FG%	3FG-FGA	3PT%	FT-FTA	FT%	Assist	APG	Rebs	RPG	STL	BLK	Pts/Pg
13-14	8-0	5-7	.714	0-0	.000	1-2	.500	0	0.0	2	0.3	0	0	11/1.4
Totals	8-0	5-7	.714	0-0	.000	1-2	.500	0	0.0	2	0.3	0	0	11/1.4





2013-14 St. Francis Brooklyn Basketball
 St. Francis Brooklyn Combined Team Statistics (as of Dec 22, 2013)
All games



RECORD:	OVERALL	HOME	AWAY	NEUTRAL
ALL GAMES	8-2	5-0	2-2	1-0
CONFERENCE	0-0	0-0	0-0	0-0
NON-CONFERENCE	8-2	5-0	2-2	1-0

#	Player	gp-gs	min	avg	Total		3-Point		F-Throw		Rebounds				Other				pts	avg		
					fg-fga	fg%	3fg-fga	3fg%	ft-fa	ft%	off	def	tot	avg	pf	dq	a	to			blk	stl
41	SIMPSON, Eilidh	10-10	324	32.4	43-88	.489	20-39	.513	28-37	.757	7	30	37	3.7	18	0	28	21	1	10	134	13.4
34	VENEY, Jaymee	10-10	283	28.3	48-101	.475	10-22	.455	16-23	.696	23	44	67	6.7	22	0	7	20	2	9	122	12.2
14	BENEDETTI, Sarah	10-0	238	23.8	38-96	.396	27-70	.386	14-16	.875	7	34	41	4.1	14	0	6	11	2	5	117	11.7
12	FECHKO, Leah	10-10	331	33.1	25-63	.397	12-30	.400	21-24	.875	29	36	65	6.5	23	0	27	19	0	13	83	8.3
44	KAUFMAN, Jessica	10-10	237	23.7	23-56	.411	0-2	.000	13-17	.765	5	17	22	2.2	26	0	20	31	1	7	59	5.9
21	FOX, Katie	10-10	266	26.6	11-29	.379	10-21	.476	17-20	.850	1	15	16	1.6	15	0	28	19	2	14	49	4.9
01	ROBINSON, Jasmin	10-0	169	16.9	12-32	.375	1-11	.091	18-25	.720	3	21	24	2.4	22	0	31	18	0	11	43	4.3
50	HOUNSHELL, Colette	9-0	47	5.2	4-6	.667	0-0	.000	5-8	.625	3	5	8	0.9	8	0	1	6	2	0	13	1.4
35	LEVEY, Olivia	8-0	27	3.4	5-7	.714	0-0	.000	1-2	.500	1	1	2	0.3	2	0	0	8	0	0	11	1.4
45	CUMMINGS, Casey	2-0	8	4.0	1-3	.333	0-1	.000	0-0	.000	0	2	2	1.0	2	0	0	2	0	0	2	1.0
31	GRABBE, Kiley	9-0	57	6.3	4-10	.400	0-3	.000	0-0	.000	3	9	12	1.3	10	0	2	2	4	3	8	0.9
03	WATSON, Taylor	3-0	5	1.7	0-3	.000	0-1	.000	0-0	.000	0	2	2	0.7	1	0	0	2	0	0	0	0.0
25	MARGINIAN, Ozana	3-0	8	2.7	0-0	.000	0-0	.000	0-0	.000	0	1	1	0.3	1	0	1	1	0	0	0	0.0
Team											14	26	40				4					
Total.....		10	2000		214-494	.433	80-200	.400	133-172	.773	96	243	339	33.9	164	0	151	164	14	72	641	64.1
Opponents.....		10	2000		207-563	.368	55-203	.271	107-156	.686	136	208	344	34.4	194	-	124	153	20	83	576	57.6

TEAM STATISTICS	SFBKW	OPP	Date	Opponent	Score	Att.
SCORING	641	576	11/09/13	at Penn	w 56-51	908
Points per game	64.1	57.6	11/11/13	ARMY	w 56-53	202
Scoring margin	+6.5	-	11/16/13	at St. John's	L 56-66	845
FIELD GOALS-ATT	214-494	207-563	11/23/13	UMASS-LOWELL	w 77-59	226
Field goal pct	.433	.368	11/26/13	NJIT	w 58-53	115
3 POINT FG-ATT	80-200	55-203	11/29/13	at Miami	L 57-78	620
3-point FG pct	.400	.271	11/30/13	vs HARTFORD	w 56-49	0
3-pt FG made per game	8.0	5.5	12/4/13	COLUMBIA	w 73-47	165
FREE THROWS-ATT	133-172	107-156	12/7/13	at Cornell	w 78-68	493
Free throw pct	.773	.686	11/20/13	LAFAYETTE	w 74-52	195
F-Throws made per game	13.3	10.7				
REBOUNDS	339	344				
Rebounds per game	33.9	34.4				
Rebounding margin	-0.5	-				
ASSISTS	151	124				
Assists per game	15.1	12.4				
TURNOVERS	164	153				
Turnovers per game	16.4	15.3				
Turnover margin	-1.1	-				
Assist/turnover ratio	0.9	0.8				
STEALS	72	83				
Steals per game	7.2	8.3				
BLOCKS	14	20				
Blocks per game	1.4	2.0				
ATTENDANCE	903	2866				
Home games-Avg/Game	5-181	4-716				
Neutral site-Avg/Game	-	1-0				

* - Conference game

Score by Periods	1st	2nd	Totals
St. Francis Brooklyn	311	330	641
Opponents	287	289	576





2013-14 St. Francis Brooklyn Basketball

St. Francis Brooklyn Season Schedule/Results & Leaders (as of Dec 22, 2013)



All games

RECORD:	OVERALL	HOME	AWAY	NEUTRAL
ALL GAMES	8-2	5-0	2-2	1-0
CONFERENCE	0-0	0-0	0-0	0-0
NON-CONFERENCE	8-2	5-0	2-2	1-0

Date	Opponent	Score	Att.	High Points	High Rebounds
11/09/13	at Penn	w 56-51	908	(16)SIMPSON, Eilidh	(9)SIMPSON, Eilidh
11/11/13	ARMY	w 56-53	202	(10)VENEY, Jaymee (10)BENEDETTI, Sarah (10)SIMPSON, Eilidh	(10)VENEY, Jaymee
11/16/13	at St. John's	56-66 L	845	(15)FECHKO, Leah	(8)FECHKO, Leah (8)VENEY, Jaymee
11/23/13	UMASS-LOWELL	w 77-59	226	(24)SIMPSON, Eilidh	(13)FECHKO, Leah
11/26/13	NJIT	w 58-53	115	(13)ROBINSON, Jasmin	(8)VENEY, Jaymee
11/29/13	at Miami	57-78 L	620	(18)BENEDETTI, Sarah	(7)FECHKO, Leah (7)VENEY, Jaymee
11/30/13	vs HARTFORD	w 56-49		(15)SIMPSON, Eilidh	(5)BENEDETTI, Sarah (5)FECHKO, Leah (5)VENEY, Jaymee
12/4/13	COLUMBIA	w 73-47	165	(14)BENEDETTI, Sarah	(8)BENEDETTI, Sarah
12/7/13	at Cornell	w 78-68	493	(15)VENEY, Jaymee	(6)VENEY, Jaymee
11/20/13	LAFAYETTE	w 74-52	195	(24)SIMPSON, Eilidh	(7)VENEY, Jaymee

* - Conference game

Attendance Summary	Games	Attend	Avg/Game
Home	5	903	181
Away	4	2866	716
Neutral	1	0	0
Total	10	3769	377





2013-14 St. Francis Brooklyn Basketball
 St. Francis Brooklyn Team Game-by-Game Comparison (as of Dec 22, 2013)
All games



Opponent	1st	2nd	Score	Mar	Total FG	FG Pct	3-Pointers	3FG Pct	Free Throws	FT Pct	Rebounds	Assist	T/Over	Block	Steal	Fouls
Penn	25/26	31/25	56-51	+5	19-51/20-57	.373/.351	5-16/2-21	.313/.095	13-17/9-11	.765/.818	38/33 +5	14/16	17/15	2/5	8/9	14/19
ARMY	29/23	27/30	56-53	+3	18-45/19-58	.400/.328	5-17/8-25	.294/.320	15-20/7-13	.750/.538	29/41 (12)	13/11	13/17	2/1	4/5	19/23
St. John's	31/31	25/35	56-66	(10)	18-50/22-52	.360/.423	5-14/4-11	.357/.364	15-20/18-25	.750/.720	31/39 (8)	7/8	20/20	0/1	9/11	22/22
UMASS-LOWELL	36/26	41/33	77-59	+18	28-67/22-62	.418/.355	12-36/7-28	.333/.250	9-15/8-13	.600/.615	43/43 -	21/13	12/17	2/1	10/6	13/19
NJIT	24/29	34/24	58-53	+5	18-49/20-45	.367/.444	7-21/4-15	.333/.267	15-17/9-12	.882/.750	27/32 (5)	13/13	11/18	1/3	7/3	14/17
Miami	32/40	25/38	57-78	(21)	21-57/28-56	.368/.500	7-20/9-18	.350/.500	8-12/13-21	.667/.619	34/33 +1	15/16	18/15	2/4	7/13	18/17
HARTFORD	29/33	27/16	56-49	+7	15-32/19-56	.469/.339	6-12/7-26	.500/.269	20-25/4-8	.800/.500	34/26 +8	9/11	22/11	2/1	5/8	13/21
COLUMBIA	29/18	44/29	73-47	+26	29-54/17-54	.537/.315	10-23/5-19	.435/.263	5-10/8-14	.500/.571	37/33 +4	21/9	15/18	2/0	10/9	18/16
Cornell	43/33	35/35	78-68	+10	24-42/20-53	.571/.377	12-19/4-19	.632/.211	18-20/24-30	.900/.800	30/27 +3	21/15	18/9	0/1	4/10	21/21
LAFAYETTE	33/28	41/24	74-52	+22	24-47/20-70	.511/.286	11-22/5-21	.500/.238	15-16/7-9	.938/.778	36/37 (1)	17/12	18/13	1/3	8/9	12/19

Note: Game totals are displayed in the format TEAM/OPPONENT for each category





2013-14 St. Francis Brooklyn Basketball
 St. Francis Brooklyn Combined Team Statistics (as of Dec 22, 2013)
Home games



RECORD:	OVERALL	HOME	AWAY	NEUTRAL
ALL GAMES	5-0	5-0	0-0	0-0
CONFERENCE	0-0	0-0	0-0	0-0
NON-CONFERENCE	5-0	5-0	0-0	0-0

#	Player	gp-gs	min	avg	Total		3-Point		F-Throw		Rebounds				a	to	blk	stl	pts	avg		
					fg-fga	fg%	3fg-fga	3fg%	ft-fa	ft%	off	def	tot	avg							pf	dq
41	SIMPSON, Ellidh	5-5	161	32.2	25-47	.532	15-28	.536	13-19	.684	1	14	15	3.0	7	0	15	7	1	8	78	15.6
34	VENEY, Jaymee	5-5	137	27.4	26-52	.500	5-12	.417	5-8	.625	14	24	38	7.6	10	0	2	10	0	3	62	12.4
14	BENEDETTI, Sarah	5-0	123	24.6	18-55	.327	13-40	.325	10-12	.833	5	16	21	4.2	6	0	3	2	2	3	59	11.8
12	FECHKO, Leah	5-5	173	34.6	12-29	.414	5-14	.357	9-10	.900	16	19	35	7.0	8	0	17	10	0	5	38	7.6
44	KAUFMAN, Jessica	5-5	117	23.4	12-27	.444	0-1	.000	7-9	.778	3	8	11	2.2	16	0	10	15	1	5	31	6.2
21	FOX, Katie	5-5	138	27.6	6-19	.316	6-13	.462	9-10	.900	1	9	10	2.0	8	0	17	9	1	9	27	5.4
01	ROBINSON, Jasmin	5-0	87	17.4	10-19	.526	1-8	.125	4-6	.667	2	11	13	2.6	8	0	20	8	0	6	25	5.0
45	CUMMINGS, Casey	1-0	5	5.0	1-1	1.000	0-0	.000	0-0	.000	0	0	0	0.0	2	0	0	2	0	0	2	2.0
35	LEVEY, Olivia	4-0	10	2.5	3-4	.750	0-0	.000	1-2	.500	1	0	1	0.3	1	0	0	3	0	0	7	1.8
31	GRABBE, Kiley	5-0	30	6.0	4-7	.571	0-2	.000	0-0	.000	3	4	7	1.4	7	0	0	0	2	0	8	1.6
50	HOUNSHELL, Colette	4-0	11	2.8	0-0	.000	0-0	.000	1-2	.500	1	1	2	0.5	1	0	0	0	1	0	1	0.3
25	MARGINEAN, Ozana	2-0	5	2.5	0-0	.000	0-0	.000	0-0	.000	0	1	1	0.5	1	0	1	0	0	0	0	0.0
03	WATSON, Taylor	2-0	3	1.5	0-2	.000	0-1	.000	0-0	.000	0	0	0	0.0	1	0	0	1	0	0	0	0.0
Team											6	12	18				2					
Total.....		5	1000		117-262	.447	45-119	.378	59-78	.756	53	119	172	34.4	76	0	85	69	8	39	338	67.6
Opponents.....		5	1000		98-289	.339	29-108	.269	39-61	.639	84	102	186	37.2	94	-	58	83	8	32	264	52.8

TEAM STATISTICS	SFBKW	OPP	Date	Opponent	Score	Att.
SCORING	338	264	11/11/13	ARMY	w 56-53	202
Points per game	67.6	52.8	11/23/13	UMASS-LOWELL	w 77-59	226
Scoring margin	+14.8	-	11/26/13	NJIT	w 58-53	115
FIELD GOALS-ATT	117-262	98-289	12/4/13	COLUMBIA	w 73-47	165
Field goal pct	.447	.339	11/20/13	LAFAYETTE	w 74-52	195
3 POINT FG-ATT	45-119	29-108	* - Conference game			
3-point FG pct	.378	.269				
3-pt FG made per game	9.0	5.8				
FREE THROWS-ATT	59-78	39-61				
Free throw pct	.756	.639				
F-Throws made per game	11.8	7.8				
REBOUNDS	172	186				
Rebounds per game	34.4	37.2				
Rebounding margin	-2.8	-				
ASSISTS	85	58				
Assists per game	17.0	11.6				
TURNOVERS	69	83				
Turnovers per game	13.8	16.6				
Turnover margin	+2.8	-				
Assist/turnover ratio	1.2	0.7				
STEALS	39	32				
Steals per game	7.8	6.4				
BLOCKS	8	8				
Blocks per game	1.6	1.6				
ATTENDANCE	903	0				
Home games-Avg/Game	5-181	0-0				
Neutral site-Avg/Game	-	0-0				

Score by Periods	1st	2nd	Totals
St. Francis Brooklyn	151	187	338





2013-14 St. Francis Brooklyn Basketball
St. Francis Brooklyn Combined Team Statistics (as of Dec 22, 2013)



Away games

RECORD:	OVERALL	HOME	AWAY	NEUTRAL
ALL GAMES	2-2	0-0	2-2	0-0
CONFERENCE	0-0	0-0	0-0	0-0
NON-CONFERENCE	2-2	0-0	2-2	0-0

#	Player	gp-gs	min	avg	Total		3-Point		F-Throw		Rebounds				Other				pts	avg		
					fg-fga	fg%	3fg-fga	3fg%	ft-fa	ft%	off	def	tot	avg	pf	dq	a	to			blk	stl
34	VENEY, Jaymee	4-4	111	27.8	19-45	.422	4-8	.500	7-11	.636	9	15	24	6.0	11	0	5	8	1	6	49	12.3
14	BENEDETTI, Sarah	4-0	89	22.3	16-36	.444	11-26	.423	2-2	1.000	1	14	15	3.8	8	0	3	8	0	2	45	11.3
41	SIMPSON, Eilidh	4-4	129	32.2	14-31	.452	5-10	.500	8-9	.889	5	13	18	4.5	9	0	11	12	0	1	41	10.3
12	FECHKO, Leah	4-4	126	31.5	11-27	.407	5-13	.385	11-12	.917	11	14	25	6.3	12	0	10	6	0	7	38	9.5
44	KAUFMAN, Jessica	4-4	98	24.5	10-28	.357	0-1	.000	5-6	.833	1	6	7	1.8	7	0	9	11	0	2	25	6.3
01	ROBINSON, Jasmin	4-0	69	17.3	2-12	.167	0-3	.000	14-19	.737	1	8	9	2.3	11	0	10	5	0	4	18	4.5
21	FOX, Katie	4-4	101	25.3	5-7	.714	4-6	.667	3-4	.750	0	4	4	1.0	7	0	6	8	0	4	17	4.3
50	HOUNSHELL, Colette	4-0	29	7.3	3-5	.600	0-0	.000	4-6	.667	2	3	5	1.3	6	0	1	4	1	0	10	2.5
35	LEVEY, Olivia	3-0	15	5.0	2-3	.667	0-0	.000	0-0	.000	0	1	1	0.3	1	0	0	5	0	0	4	1.3
45	CUMMINGS, Casey	1-0	3	3.0	0-2	.000	0-1	.000	0-0	.000	0	2	2	2.0	0	0	0	0	0	0	0	0.0
31	GRABBE, Kiley	3-0	25	8.3	0-3	.000	0-1	.000	0-0	.000	0	5	5	1.7	3	0	2	2	2	2	0	0.0
25	MARGINEAN, Ozana	1-0	3	3.0	0-0	.000	0-0	.000	0-0	.000	0	0	0	0.0	0	0	0	1	0	0	0	0.0
03	WATSON, Taylor	1-0	2	2.0	0-1	.000	0-0	.000	0-0	.000	0	2	2	2.0	0	0	0	1	0	0	0	0.0
Team											7	9	16				2					
Total.....		4	800		82-200	.410	29-69	.420	54-69	.783	37	96	133	33.2	75	0	57	73	4	28	247	61.8
Opponents.....		4	800		90-218	.413	19-69	.275	64-87	.736	41	91	132	33.0	79	-	55	59	11	43	263	65.8

TEAM STATISTICS	SFBKW	OPP	Date	Opponent	Score	Att.
SCORING	247	263	11/09/13	at Penn	W 56-51	908
Points per game	61.8	65.8	11/16/13	at St. John's	L 56-66	845
Scoring margin	-4.0	-	11/29/13	at Miami	L 57-78	620
FIELD GOALS-ATT	82-200	90-218	12/7/13	at Cornell	W 78-68	493
Field goal pct	.410	.413	* - Conference game			
3 POINT FG-ATT	29-69	19-69				
3-point FG pct	.420	.275				
3-pt FG made per game	7.3	4.8				
FREE THROWS-ATT	54-69	64-87				
Free throw pct	.783	.736				
F-Throws made per game	13.5	16.0				
REBOUNDS	133	132				
Rebounds per game	33.2	33.0				
Rebounding margin	+0.3	-				
ASSISTS	57	55				
Assists per game	14.3	13.8				
TURNOVERS	73	59				
Turnovers per game	18.3	14.8				
Turnover margin	-3.5	-				
Assist/turnover ratio	0.8	0.9				
STEALS	28	43				
Steals per game	7.0	10.8				
BLOCKS	4	11				
Blocks per game	1.0	2.8				
ATTENDANCE	0	2866				
Home games-Avg/Game	0-0	4-716				
Neutral site-Avg/Game	-	0-0				

Score by Periods	1st	2nd	Totals
St. Francis Brooklyn	131	116	247
Opponents	130	133	263





2013-14 St. Francis Brooklyn Basketball
 St. Francis Brooklyn Combined Team Statistics (as of Dec 22, 2013)
Neutral site games



RECORD:	OVERALL	HOME	AWAY	NEUTRAL
ALL GAMES	1-0	0-0	0-0	1-0
CONFERENCE	0-0	0-0	0-0	0-0
NON-CONFERENCE	1-0	0-0	0-0	1-0

#	Player	gp-gs	min	avg	Total		3-Point		F-Throw		Rebounds				Other				pts	avg		
					fg-fga	fg%	3fg-fga	3fg%	ft-fa	ft%	off	def	tot	avg	pf	dq	a	to			blk	stl
41	SIMPSON, Eilidh	1-1	34	34.0	4-10	.400	0-1	.000	7-9	.778	1	3	4	4.0	2	0	2	2	0	1	15	15.0
14	BENEDETTI, Sarah	1-0	26	26.0	4-5	.800	3-4	.750	2-2	1.000	1	4	5	5.0	0	0	0	1	0	0	13	13.0
34	ONEY, Jaymee	1-1	35	35.0	3-4	.750	1-2	.500	4-4	1.000	0	5	5	5.0	1	0	0	2	1	0	11	11.0
12	FECHKO, Leah	1-1	32	32.0	2-7	.286	2-3	.667	1-2	.500	2	3	5	5.0	3	0	0	3	0	1	7	7.0
21	FOX, Katie	1-1	27	27.0	0-3	.000	0-2	.000	5-6	.833	0	2	2	2.0	0	0	5	2	1	1	5	5.0
44	KAUFMAN, Jessica	1-1	22	22.0	1-1	1.000	0-0	.000	1-2	.500	1	3	4	4.0	3	0	1	5	0	0	3	3.0
50	HOUNSHELL, Colette	1-0	7	7.0	1-1	1.000	0-0	.000	0-0	.000	0	1	1	1.0	1	0	0	2	0	0	2	2.0
35	LEVEY, Olivia	1-0	2	2.0	0-0	.000	0-0	.000	0-0	.000	0	0	0	0.0	0	0	0	0	0	0	0	0.0
31	GRABBE, Kiley	1-0	2	2.0	0-0	.000	0-0	.000	0-0	.000	0	0	0	0.0	0	0	0	0	0	1	0	0.0
01	ROBINSON, Jasmin	1-0	13	13.0	0-1	.000	0-0	.000	0-0	.000	0	2	2	2.0	3	0	1	5	0	1	0	0.0
Team											1	5	6									
Total.....		1	200		15-32	.469	6-12	.500	20-25	.800	6	28	34	34.0	13	0	9	22	2	5	56	56.0
Opponents.....		1	200		19-56	.339	7-26	.269	4-8	.500	11	15	26	26.0	21	-	11	11	1	8	49	49.0

TEAM STATISTICS	SFBKW	OPP
SCORING	56	49
Points per game	56.0	49.0
Scoring margin	+7.0	-
FIELD GOALS-ATT	15-32	19-56
Field goal pct	.469	.339
3 POINT FG-ATT	6-12	7-26
3-point FG pct	.500	.269
3-pt FG made per game	6.0	7.0
FREE THROWS-ATT	20-25	4-8
Free throw pct	.800	.500
F-Throws made per game	20.0	4.0
REBOUNDS	34	26
Rebounds per game	34.0	26.0
Rebounding margin	+8.0	-
ASSISTS	9	11
Assists per game	9.0	11.0
TURNOVERS	22	11
Turnovers per game	22.0	11.0
Turnover margin	-11.0	-
Assist/turnover ratio	0.4	1.0
STEALS	5	8
Steals per game	5.0	8.0
BLOCKS	2	1
Blocks per game	2.0	1.0
ATTENDANCE	0	0
Home games-Avg/Game	0-0	0-0
Neutral site-Avg/Game	-	1-0

Date	Opponent	Score	Att.
11/30/13	vs HARTFORD	w 56-49	0

* - Conference game

Score by Periods	1st	2nd	Totals
St. Francis Brooklyn	29	27	56
Opponents	33	16	49





2013-14 St. Francis Brooklyn Basketball
 St. Francis Brooklyn Combined Team Statistics (as of Dec 13, 2013)
Last Five Games



RECORD:	OVERALL	HOME	AWAY	NEUTRAL
ALL GAMES	4-1	2-0	1-1	1-0
CONFERENCE	0-0	0-0	0-0	0-0
NON-CONFERENCE	4-1	2-0	1-1	1-0

#	Player	gp-gs	min	avg	Total		3-Point		F-Throw		Rebounds				Other				pts	avg		
					fg-fga	fg%	3fg-fga	3fg%	ft-fa	ft%	off	def	tot	avg	pf	dq	a	to			blk	stl
14	BENEDETTI, Sarah	5-0	129	25.8	23-49	.469	17-35	.486	4-4	1.000	3	20	23	4.6	6	0	3	8	1	3	67	13.4
34	VENEY, Jaymee	5-5	149	29.8	23-44	.523	6-12	.500	9-10	.900	12	19	31	6.2	9	0	5	14	2	4	61	12.2
41	SIMPSON, Ellidh	5-5	157	31.4	17-39	.436	7-16	.438	12-17	.706	3	13	16	3.2	13	0	14	8	1	4	53	10.6
12	FECHKO, Leah	5-5	162	32.4	12-34	.353	7-17	.412	14-16	.875	15	12	27	5.4	12	0	18	6	0	4	45	9.0
44	KAUFMAN, Jessica	5-5	117	23.4	11-25	.440	0-0	.000	5-7	.714	4	7	11	2.2	13	0	7	15	1	5	27	5.4
01	ROBINSON, Jasmin	5-0	85	17.0	8-18	.444	1-5	.200	9-12	.750	3	9	12	2.4	14	0	12	11	0	5	26	5.2
21	FOX, Katie	5-5	125	25.0	4-10	.400	4-9	.444	10-12	.833	0	8	8	1.6	9	0	18	10	1	5	22	4.4
35	LEVEY, Olivia	3-0	13	4.3	4-4	1.000	0-0	.000	1-2	.500	0	0	0	0.0	1	0	0	0	0	0	9	3.0
50	HOUNSHELL, Colette	5-0	30	6.0	3-4	.750	0-0	.000	2-4	.500	2	3	5	1.0	2	0	1	4	1	0	8	1.6
31	GRABBE, Kiley	5-0	23	4.6	2-4	.500	0-0	.000	0-0	.000	0	4	4	0.8	3	0	1	2	0	3	4	0.8
25	MARGINEAN, Ozana	2-0	6	3.0	0-0	.000	0-0	.000	0-0	.000	0	1	1	0.5	1	0	0	1	0	0	0	0.0
03	WATSON, Taylor	2-0	4	2.0	0-3	.000	0-1	.000	0-0	.000	0	2	2	1.0	1	0	0	1	0	0	0	0.0
Team											6	16	22				4					
Total.....		5	1000		107-234	.457	42-95	.442	66-84	.786	48	114	162	32.4	84	0	79	84	7	33	322	64.4
Opponents.....		5	1000		104-264	.394	29-97	.299	58-85	.682	59	92	151	30.2	92	-	64	71	9	43	295	59.0

TEAM STATISTICS	SFBKW	OPP	Date	Opponent	Score	Att.
SCORING	322	295	11/26/13	NJIT	W 58-53	115
Points per game	64.4	59.0	11/29/13	at Miami	L 57-78	620
Scoring margin	+5.4	-	11/30/13	vs HARTFORD	W 56-49	0
FIELD GOALS-ATT	107-234	104-264	12/4/13	COLUMBIA	W 73-47	165
Field goal pct	.457	.394	12/7/13	at Cornell	W 78-68	493
3 POINT FG-ATT	42-95	29-97	* - Conference game			
3-point FG pct	.442	.299				
3-pt FG made per game	8.4	5.8				
FREE THROWS-ATT	66-84	58-85				
Free throw pct	.786	.682				
F-Throws made per game	13.2	11.6				
REBOUNDS	162	151				
Rebounds per game	32.4	30.2				
Rebounding margin	+2.2	-				
ASSISTS	79	64				
Assists per game	15.8	12.8				
TURNOVERS	84	71				
Turnovers per game	16.8	14.2				
Turnover margin	-2.6	-				
Assist/turnover ratio	0.9	0.9				
STEALS	33	43				
Steals per game	6.6	8.6				
BLOCKS	7	9				
Blocks per game	1.4	1.8				
ATTENDANCE	280	1113				
Home games-Avg/Game	2-140	2-556				
Neutral site-Avg/Game	-	1-0				

Score by Periods	1st	2nd	Totals
St. Francis Brooklyn	157	165	322
Opponents	153	142	295





2013-14 St. Francis Brooklyn Basketball
 St. Francis Brooklyn Combined Team Statistics (as of Dec 22, 2013)
All games -- 1st half only



RECORD:	OVERALL	HOME	AWAY	NEUTRAL
ALL GAMES	8-2	5-0	2-2	1-0
CONFERENCE	0-0	0-0	0-0	0-0
NON-CONFERENCE	8-2	5-0	2-2	1-0

#	Player	gp-gs	min	avg	Total		3-Point		F-Throw		Rebounds				Other				pts	avg		
					fg-fga	fg%	3fg-fga	3fg%	ft-fa	ft%	off	def	tot	avg	pf	dq	a	to			blk	stl
41	SIMPSON, Eilidh	10-10	158	15.8	22-43	.512	12-24	.500	13-19	.684	3	20	23	2.3	6	0	15	10	1	2	69	6.9
34	VENEY, Jaymee	10-10	145	14.5	27-51	.529	4-12	.333	8-12	.667	5	20	25	2.5	12	0	4	10	2	4	66	6.6
14	BENEDETTI, Sarah	10-0	117	11.7	20-47	.426	15-38	.395	6-6	1.000	3	19	22	2.2	4	0	5	6	1	5	61	6.1
12	FECHKO, Leah	10-10	159	15.9	11-33	.333	6-16	.375	7-9	.778	11	15	26	2.6	11	0	11	8	0	5	35	3.5
44	KAUFMAN, Jessica	10-10	126	12.6	12-29	.414	0-1	.000	6-8	.750	3	9	12	1.2	14	0	9	16	1	2	30	3.0
01	ROBINSON, Jasmin	10-0	89	8.9	4-11	.364	0-3	.000	12-16	.750	0	9	9	0.9	10	0	17	10	0	4	20	2.0
21	FOX, Katie	10-10	123	12.3	2-10	.200	2-8	.250	8-8	1.000	1	6	7	0.7	9	0	14	9	1	9	14	1.4
50	HOUNSHELL, Colette	9-0	22	2.4	3-5	.600	0-0	.000	4-6	.667	0	2	2	0.2	3	0	1	2	2	0	10	1.1
45	CUMMINGS, Casey	2-0	5	2.5	1-1	1.000	0-0	.000	0-0	.000	0	0	0	0.0	2	0	0	2	0	0	2	1.0
31	GRABBE, Kiley	9-0	42	4.7	2-6	.333	0-1	.000	0-0	.000	2	7	9	1.0	7	0	2	2	1	2	4	0.4
03	WATSON, Taylor	3-0	0	0.0	0-0	.000	0-0	.000	0-0	.000	0	0	0	0.0	0	0	0	0	0	0	0	0.0
25	MARGINEAN, Ozana	3-0	0	0.0	0-0	.000	0-0	.000	0-0	.000	0	0	0	0.0	0	0	0	0	0	0	0	0.0
35	LEVEY, Olivia	8-0	14	1.8	0-2	.000	0-0	.000	0-0	.000	1	1	2	0.3	1	0	0	7	0	0	0	0.0
Team											5	14	19				2					
Total.....		10	1000		104-238	.437	39-103	.379	64-84	.762	34	122	156	15.6	79	0	78	84	9	33	311	31.1
Opponents.....		10	1000		104-296	.351	26-101	.257	53-73	.726	79	112	191	19.1	93	-	60	80	12	43	287	28.7

TEAM STATISTICS	SFBKW	OPP	Date	Opponent	Score	Att.
SCORING	311	287	11/09/13	at Penn	w 56-51	908
Points per game	31.1	28.7	11/11/13	ARMY	w 56-53	202
Scoring margin	+2.4	-	11/16/13	at St. John's	L 56-66	845
FIELD GOALS-ATT	104-238	104-296	11/23/13	UMASS-LOWELL	w 77-59	226
Field goal pct	.437	.351	11/26/13	NJIT	w 58-53	115
3 POINT FG-ATT	39-103	26-101	11/29/13	at Miami	L 57-78	620
3-point FG pct	.379	.257	11/30/13	vs HARTFORD	w 56-49	0
3-pt FG made per game	3.9	2.6	12/4/13	COLUMBIA	w 73-47	165
FREE THROWS-ATT	64-84	53-73	12/7/13	at Cornell	w 78-68	493
Free throw pct	.762	.726	11/20/13	LAFAYETTE	w 74-52	195
F-Throws made per game	6.4	5.3				
REBOUNDS	156	191				
Rebounds per game	15.6	19.1				
Rebounding margin	-3.5	-				
ASSISTS	78	60				
Assists per game	7.8	6.0				
TURNOVERS	84	80				
Turnovers per game	8.4	8.0				
Turnover margin	-0.4	-				
Assist/turnover ratio	0.9	0.8				
STEALS	33	43				
Steals per game	3.3	4.3				
BLOCKS	9	12				
Blocks per game	0.9	1.2				
ATTENDANCE	903	2866				
Home games-Avg/Game	5-181	4-716				
Neutral site-Avg/Game	-	1-0				

* - Conference game

Score by Periods	1st	2nd	Totals
St. Francis Brooklyn	311	330	641
Opponents	287	289	576





2013-14 St. Francis Brooklyn Basketball
 St. Francis Brooklyn Combined Team Statistics (as of Dec 22, 2013)
All games -- 2nd half only



RECORD:	OVERALL	HOME	AWAY	NEUTRAL
ALL GAMES	8-2	5-0	2-2	1-0
CONFERENCE	0-0	0-0	0-0	0-0
NON-CONFERENCE	8-2	5-0	2-2	1-0

#	Player	gp-gs	min	avg	Total		3-Point		F-Throw		Rebounds				Other				pts	avg		
					fg-fga	fg%	3fg-fga	3fg%	ft-fa	ft%	off	def	tot	avg	pf	dq	a	to			blk	stl
41	SIMPSON, Eilidh	10-10	166	16.6	21-45	.467	8-15	.533	15-18	.833	4	10	14	1.4	12	0	13	11	0	8	65	6.5
14	BENEDETTI, Sarah	10-0	121	12.1	18-49	.367	12-32	.375	8-10	.800	4	15	19	1.9	10	0	1	5	1	0	56	5.6
34	VENEY, Jaymee	10-10	138	13.8	21-50	.420	6-10	.600	8-11	.727	18	24	42	4.2	10	0	3	10	0	5	56	5.6
12	FECHKO, Leah	10-10	172	17.2	14-30	.467	6-14	.429	14-15	.933	18	21	39	3.9	12	0	16	11	0	8	48	4.8
21	FOX, Katie	10-10	143	14.3	9-19	.474	8-13	.615	9-12	.750	0	9	9	0.9	6	0	14	10	1	5	35	3.5
44	KAUFMAN, Jessica	10-10	111	11.1	11-27	.407	0-1	.000	7-9	.778	2	8	10	1.0	12	0	11	15	0	5	29	2.9
01	ROBINSON, Jasmin	10-0	80	8.0	8-21	.381	1-8	.125	6-9	.667	3	12	15	1.5	12	0	14	8	0	7	23	2.3
35	LEVEY, Olivia	8-0	13	1.6	5-5	1.000	0-0	.000	1-2	.500	0	0	0	0.0	1	0	0	1	0	0	11	1.4
31	GRABBE, Kiley	9-0	15	1.7	2-4	.500	0-2	.000	0-0	.000	1	2	3	0.3	3	0	0	0	3	1	4	0.4
50	HOUNSHELL, Colette	9-0	25	2.8	1-1	1.000	0-0	.000	1-2	.500	3	3	6	0.7	5	0	0	4	0	0	3	0.3
45	CUMMINGS, Casey	2-0	3	1.5	0-2	.000	0-1	.000	0-0	.000	0	2	2	1.0	0	0	0	0	0	0	0	0.0
25	MARGINEAN, Ozana	3-0	8	2.7	0-0	.000	0-0	.000	0-0	.000	0	1	1	0.3	1	0	1	1	0	0	0	0.0
03	WATSON, Taylor	3-0	5	1.7	0-3	.000	0-1	.000	0-0	.000	0	2	2	0.7	1	0	0	2	0	0	0	0.0
Team											9	12	21				2					
Total.....		10	1000		110-256	.430	41-97	.423	69-88	.784	62	121	183	18.3	85	0	73	80	5	39	330	33.0
Opponents.....		10	1000		103-267	.386	29-102	.284	54-83	.651	57	96	153	15.3	101	-	64	73	8	40	289	28.9

TEAM STATISTICS	SFBKW	OPP	Date	Opponent	Score	Att.
SCORING	330	289	11/09/13	at Penn	w 56-51	908
Points per game	33.0	28.9	11/11/13	ARMY	w 56-53	202
Scoring margin	+4.1	-	11/16/13	at St. John's	L 56-66	845
FIELD GOALS-ATT	110-256	103-267	11/23/13	UMASS-LOWELL	w 77-59	226
Field goal pct	.430	.386	11/26/13	NJIT	w 58-53	115
3 POINT FG-ATT	41-97	29-102	11/29/13	at Miami	L 57-78	620
3-point FG pct	.423	.284	11/30/13	vs HARTFORD	w 56-49	0
3-pt FG made per game	4.1	2.9	12/4/13	COLUMBIA	w 73-47	165
FREE THROWS-ATT	69-88	54-83	12/7/13	at Cornell	w 78-68	493
Free throw pct	.784	.651	11/20/13	LAFAYETTE	w 74-52	195
F-Throws made per game	6.9	5.4				
REBOUNDS	183	153				
Rebounds per game	18.3	15.3				
Rebounding margin	+3.0	-				
ASSISTS	73	64				
Assists per game	7.3	6.4				
TURNOVERS	80	73				
Turnovers per game	8.0	7.3				
Turnover margin	-0.7	-				
Assist/turnover ratio	0.9	0.9				
STEALS	39	40				
Steals per game	3.9	4.0				
BLOCKS	5	8				
Blocks per game	0.5	0.8				
ATTENDANCE	903	2866				
Home games-Avg/Game	5-181	4-716				
Neutral site-Avg/Game	-	1-0				

* - Conference game

Score by Periods	1st	2nd	Totals
St. Francis Brooklyn	311	330	641
Opponents	287	289	576





2013-14 St. Francis Brooklyn Basketball
 St. Francis Brooklyn Combined Team Statistics (as of Dec 22, 2013)
All games -- Last 5 minutes



RECORD:	OVERALL	HOME	AWAY	NEUTRAL
ALL GAMES	8-2	5-0	2-2	1-0
CONFERENCE	0-0	0-0	0-0	0-0
NON-CONFERENCE	8-2	5-0	2-2	1-0

#	Player	gp-gs	min	avg	Total		3-Point		F-Throw		Rebounds				Other				pts	avg		
					fg-fga	fg%	3fg-fga	3fg%	ft-fa	ft%	off	def	tot	avg	pf	dq	a	to			blk	stl
41	SIMPSON, Eilidh	10-10	-	-	5-8	.625	2-3	.667	14-15	.933	1	5	6	0.6	4	0	1	3	0	0	26	2.6
12	FECHKO, Leah	10-10	-	-	4-8	.500	2-4	.500	9-10	.900	5	4	9	0.9	4	0	4	3	0	2	19	1.9
35	LEVEY, Olivia	8-0	-	-	4-4	1.000	0-0	.000	1-2	.500	0	0	0	0.0	1	0	0	0	0	0	9	1.1
21	FOX, Katie	10-10	-	-	1-5	.200	1-3	.333	6-8	.750	0	2	2	0.2	2	0	3	3	1	1	9	0.9
44	KAUFMAN, Jessica	10-10	-	-	2-3	.667	0-1	.000	3-4	.750	0	4	4	0.4	4	0	2	3	0	2	7	0.7
34	VENEY, Jaymee	10-10	-	-	2-6	.333	1-2	.500	2-2	1.000	2	8	10	1.0	2	0	0	1	0	2	7	0.7
14	BENEDETTI, Sarah	10-0	-	-	1-7	.143	0-3	.000	3-4	.750	0	5	5	0.5	1	0	0	4	0	0	5	0.5
01	ROBINSON, Jasmin	10-0	-	-	2-4	.500	1-2	.500	0-0	.000	2	3	5	0.5	3	0	4	2	0	0	5	0.5
31	GRABBE, Kiley	9-0	-	-	1-1	1.000	0-0	.000	0-0	.000	0	0	0	0.0	1	0	0	0	0	0	2	0.2
45	CUMMINGS, Casey	2-0	-	-	0-0	.000	0-0	.000	0-0	.000	0	0	0	0.0	0	0	0	0	0	0	0	0.0
50	HOUNSHELL, Colette	9-0	-	-	0-0	.000	0-0	.000	0-0	.000	0	0	0	0.0	0	0	0	1	0	0	0	0.0
03	WATSON, Taylor	3-0	-	-	0-2	.000	0-1	.000	0-0	.000	0	2	2	0.7	1	0	0	2	0	0	0	0.0
25	MARGINIAN, Ozana	3-0	-	-	0-0	.000	0-0	.000	0-0	.000	0	1	1	0.3	1	0	1	1	0	0	0	0.0
Team											2	4	6									
Total.....		10	-	-	22-48	.458	7-19	.368	38-45	.844	12	38	50	5.0	24	0	15	23	1	7	89	8.9
Opponents.....		10	-	-	24-74	.324	7-33	.212	20-35	.571	21	18	39	3.9	31	-	17	15	2	13	75	7.5

TEAM STATISTICS	SFBKW	OPP	Date	Opponent	Score	Att.
SCORING	89	75	11/09/13	at Penn	w 56-51	908
Points per game	8.9	7.5	11/11/13	ARMY	w 56-53	202
Scoring margin	+1.4	-	11/16/13	at St. John's	L 56-66	845
FIELD GOALS-ATT	22-48	24-74	11/23/13	UMASS-LOWELL	w 77-59	226
Field goal pct	.458	.324	11/26/13	NJIT	w 58-53	115
3 POINT FG-ATT	7-19	7-33	11/29/13	at Miami	L 57-78	620
3-point FG pct	.368	.212	11/30/13	vs HARTFORD	w 56-49	0
3-pt FG made per game	0.7	0.7	12/4/13	COLUMBIA	w 73-47	165
FREE THROWS-ATT	38-45	20-35	12/7/13	at Cornell	w 78-68	493
Free throw pct	.844	.571	11/20/13	LAFAYETTE	w 74-52	195
F-Throws made per game	3.8	2.0				
REBOUNDS	50	39				
Rebounds per game	5.0	3.9				
Rebounding margin	+1.1	-				
ASSISTS	15	17				
Assists per game	1.5	1.7				
TURNOVERS	23	15				
Turnovers per game	2.3	1.5				
Turnover margin	-0.8	-				
Assist/turnover ratio	0.7	1.1				
STEALS	7	13				
Steals per game	0.7	1.3				
BLOCKS	1	2				
Blocks per game	0.1	0.2				
ATTENDANCE	903	2866				
Home games-Avg/Game	5-181	4-716				
Neutral site-Avg/Game	-	1-0				

* - Conference game

Score by Periods	1st	2nd	Totals
St. Francis Brooklyn	311	330	641
Opponents	287	289	576



2013-14 Game Notes



Official Basketball Box Score - Game Totals - Final Statistics

St. Francis Brooklyn vs Penn

11/09/13 2 p.m. at The Palestra (Philadelphia, Pa.)



St. Francis Brooklyn 56 • 1-0

#	Player	Total		3-Ptr		Rebounds		PF	TP	A	TO	Blk	Stl	Min	
		FG-FGA	FG-FGA	FT-FTA	FT-FTA	Off	Def								Tot
34	VENEY, Jaymee	f	5-13	1-3	3-4	1	2	3	3	14	2	0	0	2	25
44	KAUFMAN, Jessica	f	4-12	0-0	5-6	0	3	3	1	13	7	2	0	0	35
12	FECHKO, Leah	g	1-3	0-1	1-2	2	5	7	2	3	0	3	0	3	32
21	FOX, Katie	g	2-3	1-2	0-0	0	1	1	1	5	2	1	0	1	32
41	SIMPSON, Eilidh	g	5-7	2-2	4-4	3	6	9	0	16	1	6	0	0	31
01	ROBINSON, Jasmin	g	1-2	0-1	0-1	0	2	2	0	2	0	1	0	1	8
14	BENEDETTI, Sarah	f	1-6	1-5	0-0	1	3	4	3	3	1	1	0	1	13
31	GRABBE, Kiley	g	0-2	0-1	0-0	0	2	2	2	0	1	0	2	0	11
35	LEVEY, Olivia	g	0-1	0-0	0-0	0	1	1	0	0	0	1	0	0	4
40	CUMMINGS, Casey	g	0-2	0-1	0-0	0	2	2	0	0	0	0	0	0	3
50	HOUNSHELL, Colette	g	0-0	0-0	0-0	0	0	0	2	0	2	0	0	0	6
	Team					3	1	4							
	Totals		19-51	5-16	13-17	10	28	38	14	56	14	17	2	8	200

FG % 1st Half: 9-27 33.3% 2nd half: 10-24 41.7% Game: 19-51 37.3%
 3FG % 1st Half: 1-6 16.7% 2nd half: 4-10 40.0% Game: 5-16 31.3%
 FT % 1st Half: 6-8 75.0% 2nd half: 7-9 77.8% Game: 13-17 76.5%

Penn 51 • 0-1

#	Player	Total		3-Ptr		Rebounds		PF	TP	A	TO	Blk	Stl	Min	
		FG-FGA	FG-FGA	FT-FTA	FT-FTA	Off	Def								Tot
22	Bonenberger, Kara	f	1-5	0-0	1-1	1	6	7	5	3	1	0	1	1	23
23	Allen, Katy	f	5-8	0-1	2-2	0	4	4	4	12	3	2	1	2	30
01	Baron, Alyssa	g	3-14	0-6	3-4	1	4	5	3	9	1	2	1	3	28
05	Roche, Kathleen	g	1-5	1-5	0-0	1	1	2	0	3	2	2	0	0	23
11	McCullough, Meghan	g	1-7	1-6	0-0	1	3	4	2	3	5	3	0	0	35
14	Lockett, Melanie	g	3-8	0-1	0-0	1	2	3	1	6	3	1	0	0	19
13	Stipanovich, Sydney	g	5-6	0-0	2-2	2	2	4	3	12	1	4	1	1	20
20	Connell, Rayne	g	0-1	0-0	0-0	0	0	0	0	0	0	1	0	0	1
20	Busch, Renee	g	0-0	0-0	1-2	0	1	1	0	1	0	0	0	0	12
50	Wilson, Courtney	g	1-3	0-2	0-0	0	1	1	1	2	0	0	1	2	9
	Team					2	0	2							
	Totals		20-57	2-21	9-11	9	24	33	19	51	16	15	5	9	200

FG % 1st Half: 10-28 35.7% 2nd half: 10-29 34.5% Game: 20-57 35.1%
 3FG % 1st Half: 1-11 9.1% 2nd half: 1-10 10.0% Game: 2-21 9.5%
 FT % 1st Half: 5-6 83.3% 2nd half: 4-5 80.0% Game: 9-11 81.8%

Officials: Theresa Funk, Maggie Tieman, Mike Camarota
 Technical fouls: St. Francis Brooklyn-None. Penn-None.
 Attendance: 908

Score by periods	1st	2nd	Total
St. Francis Brooklyn	25	31	56
Penn	26	25	51



Official Basketball Box Score - Game Totals - Final Statistics

St. Francis (Bklyn.) vs St. John's

11/16/13 2:00 PM at Queens, N.Y. (Carnesecca Arena)



St. Francis (Bklyn.) 56 • 2-1

#	Player	Total		3-Ptr		Rebounds		PF	TP	A	TO	Blk	Stl	Min	
		FG-FGA	FG-FGA	FT-FTA	FT-FTA	Off	Def								Tot
34	VENEY, Jaymee	f	3-11	0-0	2-5	3	5	8	2	8	0	0	0	2	31
44	KAUFMAN, Jessica	f	2-6	0-1	0-0	1	1	2	2	4	0	4	0	1	25
12	FECHKO, Leah	g	5-10	3-5	2-2	3	5	8	4	15	2	1	0	2	33
21	FOX, Katie	g	0-0	0-0	0-0	0	0	0	2	0	2	0	1	1	20
41	SIMPSON, Eilidh	g	3-9	0-2	1-1	1	3	4	2	7	2	5	0	1	37
01	ROBINSON, Jasmin	g	0-5	0-1	8-10	0	2	2	4	8	3	3	0	2	27
14	BENEDETTI, Sarah	f	4-7	2-5	0-0	3	3	3	2	10	0	1	0	0	18
35	LEVEY, Olivia	g	0-0	0-0	0-0	0	0	0	0	1	0	4	0	0	4
50	HOUNSHELL, Colette	g	1-2	0-0	2-2	0	1	1	3	4	0	0	0	0	5
	Team					1	2	3							
	Totals		18-50	5-14	15-20	9	22	31	22	56	7	20	0	9	200

FG % 1st Half: 10-20 50.0% 2nd half: 8-30 26.7% Game: 18-50 36.0%
 3FG % 1st Half: 1-6 16.7% 2nd half: 3-5 60.0% Game: 5-14 35.7%
 FT % 1st Half: 7-9 77.8% 2nd half: 8-11 72.7% Game: 15-20 75.0%

St. John's 66 • 3-0

#	Player	Total		3-Ptr		Rebounds		PF	TP	A	TO	Blk	Stl	Min	
		FG-FGA	FG-FGA	FT-FTA	FT-FTA	Off	Def								Tot
02	THOMPSON, Amber	f	3-11	0-0	3-5	5	7	12	4	9	0	3	1	0	36
03	HANDFORD, Aliyyah	g	7-15	0-0	5-9	1	5	6	3	19	2	4	0	8	38
11	PEREZ, Ashley	g	3-9	1-4	0-0	0	2	2	4	7	1	8	0	0	38
12	BROWN, Briana	g	3-7	1-3	3-4	1	3	4	2	10	5	1	0	3	34
20	LANGLEY, Keylantra	g	2-4	1-2	7-7	2	1	3	3	12	0	2	0	0	32
32	JONES, Mallory	g	2-4	1-2	0-0	0	0	0	3	5	0	1	0	0	12
33	UDOBI, Sandra	g	2-2	0-0	0-0	1	3	4	3	4	0	1	0	0	10
	Team					2	6	8							
	Totals		22-52	4-11	18-25	12	27	39	22	66	8	20	1	11	200

FG % 1st Half: 11-32 34.4% 2nd half: 11-20 55.0% Game: 22-52 42.3%
 3FG % 1st Half: 1-6 16.7% 2nd half: 3-5 60.0% Game: 4-11 36.4%
 FT % 1st Half: 8-10 80.0% 2nd half: 10-15 66.7% Game: 18-25 72.0%

Officials: Rachelle Jones, Luiz Gonzalez, Carlos Alvarez
 Technical fouls: St. Francis (Bklyn.)-None. St. John's-None.
 Attendance: 845

Score by periods	1st	2nd	Total
St. Francis (Bklyn.)	31	25	56
St. John's	31	35	66

Last FG - SFBKW 2nd-00:12, SJU 2nd-03:54.
 Largest lead - SFBKW by 5 1st-07:03, SJU by 18 2nd-06:41.

Score tied - 5 times.
 Lead changed - 4 times.



Official Basketball Box Score - Game Totals - Final Statistics

ARMY vs St. Francis Brooklyn

11/11/13 07:00 PM at Brooklyn Heights, New York



ARMY 53 • 0-1

#	Player	Total		3-Ptr		Rebounds		PF	TP	A	TO	Blk	Stl	Min	
		FG-FGA	FG-FGA	FT-FTA	FT-FTA	Off	Def								Tot
12	Schretzman, Olivia	f	0-5	0-1	4-4	2	10	12	2	4	5	3	1	2	38
35	Failor, Danielle	f	4-7	0-0	2-4	8	3	11	3	10	0	1	0	0	28
41	Johnson, Brianna	f	0-4	0-2	0-0	1	3	4	4	0	2	2	0	1	31
01	Hazlett, Jen	g	7-15	5-12	0-2	1	2	3	4	19	0	4	0	1	18
05	Minato, Kelsey	g	4-19	3-10	1-2	1	3	4	2	12	3	2	0	1	40
02	Ocran, Briggette	g	1-2	0-0	0-0	0	0	0	0	2	0	1	0	0	7
24	Parker, Jean	g	0-1	0-0	0-0	1	1	2	1	0	1	1	0	0	18
30	Elliott, Jordan	g	0-2	0-0	0-0	1	0	1	1	0	0	0	0	0	6
33	Oertner, Aimee	g	3-3	0-0	0-1	1	0	1	5	6	0	1	0	0	11
44	Setter, Allie	g	0-0	0-0	0-0	0	0	0	1	0	0	1	0	0	3
	Team					3	0	3							
	Totals		19-58	8-25	7-13	19	22	41	23	53	11	17	1	5	200

FG % 1st Half: 9-28 32.1% 2nd half: 10-30 33.3% Game: 19-58 32.8%
 3FG % 1st Half: 3-11 27.3% 2nd half: 5-14 35.7% Game: 8-25 32.0%
 FT % 1st Half: 2-4 50.0% 2nd half: 5-9 55.6% Game: 7-13 53.8%

St. Francis Brooklyn 56 • 2-0

#	Player	Total		3-Ptr		Rebounds		PF	TP	A	TO	Blk	Stl	Min	
		FG-FGA	FG-FGA	FT-FTA	FT-FTA	Off	Def								Tot
34	VENEY, Jaymee	f	5-12	0-1	0-0	2	8	10	3	10	0	2	0	0	33
44	KAUFMAN, Jessica	f	3-5	0-1	3-4	0	0	0	4	9	2	5	0	1	22
12	FECHKO, Leah	g	3-5	1-2	2-2	0	4	4	2	9	2	5	0	1	35
21	FOX, Katie	g	1-3	1-1	1-2	0	2	2	1	4	2	1	0	0	31
41	SIMPSON, Eilidh	g	2-7	1-3	5-6	0	3	3	0	10	5	0	0	1	32
01	ROBINSON, Jasmin	g	1-2	0-1	0-0	0	1	1	3	2	2	0	0	1	11
14	BENEDETTI, Sarah	f	2-8	2-7	4-6	1	2	3	2	10	0	0	0	0	22
31	GRABBE, Kiley	g	1-2	0-1	0-0	1	0	1	3	2	0	0	1	0	9
35	LEVEY, Olivia	g	0-1	0-0	0-0	1	0	1	0	0	0	0	0	0	2
50	HOUNSHELL, Colette	g	0-0	0-0	0-0	0	0	0	1	0	0	0	1	0	3
	Team					1	3	4							
	Totals		18-45	5-17	15-20	6	23	29	19	56	13	13	2	4	200

FG % 1st Half: 11-25 44.0% 2nd half: 7-20 35.0% Game: 18-45 40.0%
 3FG % 1st Half: 3-9 33.3% 2nd half: 2-8 25.0% Game: 5-17 29.4%
 FT % 1st Half: 4-4 100.0% 2nd half: 11-16 68.8% Game: 15-20 75.0%

Officials: Pastor Torres; Nykesha Thompson; Reginald Fowler
 Technical fouls: ARMY-None. St. Francis Brooklyn-None.
 Attendance: 202
 St. Francis Brooklyn Women's Basketball Home Opener

2013-14 Game Notes




Official Basketball Box Score -- Game Totals -- Final Statistics

St. Francis (NY) vs Cornell

12/7/13 1:00 p.m. at Newman Arena (Ithaca, N.Y.)



Official Basketball Box Score -- Game Totals -- Final Statistics

Lafayette vs St. Francis Brooklyn

12/20/13 07:00 PM at Brooklyn Heights, New York



St. Francis (NY) 78 • 7-2

#	Player	Total		3-Ptr		Rebounds			PF	TP	A	TO	Blk	Stl	Min
		FG-FGA	FT-FTA	FG-FGA	FT-FTA	Off	Def	Tot							
12	FECHKO, Leah	* 2-4	1-3	8-8	1	2	3	4	13	4	1	0	0	27	
21	FOX, Katie	* 3-3	3-3	3-4	0	2	2	2	12	2	4	0	1	27	
34	ENEY, Jaymee	* 6-9	1-1	2-2	2	4	6	4	15	2	3	0	0	27	
41	SIMPSON, Eilidh	* 4-9	3-4	3-4	1	2	3	3	14	5	1	0	0	36	
44	KAUFMAN, Jessica	* 3-4	0-0	0-0	0	1	1	1	6	2	2	0	1	20	
01	ROBINSON, Jasmin	1-1	0-0	0-0	0	3	3	4	2	5	0	0	0	15	
14	BENEDETTI, Sarah	5-11	4-8	0-0	0	5	5	1	14	0	3	0	1	32	
31	GRABBE, Kiley	0-1	0-0	0-0	0	2	2	1	0	0	1	0	1	9	
50	HOUNSHELL, Colette	0-0	0-0	2-2	0	0	0	1	2	1	1	0	0	7	
	Team				1	4	5								
Totals		24-42	12-19	18-20	5	25	30	21	78	21	18	0	4	200	

FG % 1st Half: 16-23 69.6% 2nd half: 8-19 42.1% Game: 24-42 57.1% Deadball Rebounds 0
 3FG % 1st Half: 7-10 70.0% 2nd half: 5-9 55.6% Game: 12-19 63.2%
 FT % 1st Half: 4-4 100.0 2nd half: 14-16 87.5% Game: 18-20 90.0%

Cornell 68 • 5-4

#	Player	Total		3-Ptr		Rebounds			PF	TP	A	TO	Blk	Stl	Min
		FG-FGA	FT-FTA	FG-FGA	FT-FTA	Off	Def	Tot							
04	Long, Stephanie	* 3-8	0-4	2-4	0	0	0	0	8	3	1	0	1	26	
12	Lyman, Shelby	* 5-12	3-7	7-7	3	1	4	2	20	1	3	0	2	36	
22	Moran, Kerri	* 4-10	0-0	0-0	0	1	1	5	8	4	1	0	0	27	
24	Marshall, Nia	* 3-5	0-0	7-11	3	5	8	5	13	3	0	1	1	26	
42	DiMagno, Allyson	* 2-8	0-2	0-0	3	6	9	4	4	2	1	0	3	38	
05	Bockrath, Allison	0-1	0-1	0-0	0	0	0	0	0	0	0	0	0	4	
11	Poland, Sarah	0-0	0-0	0-0	0	0	0	1	0	0	2	0	0	6	
13	Kline, Christine	0-1	0-1	0-0	1	0	1	0	0	2	0	0	0	6	
23	Chandler, Aspen	3-6	1-2	8-8	1	0	1	3	15	0	0	0	2	12	
32	Aston, Nicholle	0-0	0-0	0-0	0	1	1	0	0	0	0	0	1	10	
44	LeDuc, Megan	0-2	0-2	0-0	0	1	1	1	0	0	0	0	0	9	
	Team				1	0	1								
Totals		20-53	4-19	24-30	12	15	27	21	68	15	9	1	10	200	

FG % 1st Half: 8-21 38.1% 2nd half: 12-32 37.5% Game: 20-53 37.7% Deadball Rebounds 2
 3FG % 1st Half: 3-10 30.0% 2nd half: 1-9 11.1% Game: 4-19 21.1%
 FT % 1st Half: 14-16 87.5% 2nd half: 10-14 71.4% Game: 24-30 80.0%

Officials: Pastor Torres, Pamela Miller, Don DePasquale
 Technical fouls: St. Francis (NY)-None. Cornell-None.
 Attendance: 493

Score by periods	1st	2nd	Total
St. Francis (NY)	43	35	78
Cornell	33	35	68

Last FG - SFBKW 2nd-03:01, COR 2nd-00:38.
 Largest lead - SFBKW by 16 1st-01:06, COR by 6 1st-13:11.

Points	In	Off	2nd	Fast	Bench
SFBKW	Paint	T/O	Chance	Break	
COR	14	29	14	8	15

Score tied - 4 times.
 Lead changed - 2 times.

Lafayette 52 • 6-4

#	Player	Total		3-Ptr		Rebounds			PF	TP	A	TO	Blk	Stl	Min
		FG-FGA	FT-FTA	FG-FGA	FT-FTA	Off	Def	Tot							
11	Liddle, Kristan	f 0-1	0-0	0-0	2	0	2	0	0	0	0	0	1	16	
15	Homan, Emily	f 3-8	0-0	5-6	4	4	8	2	11	1	2	0	0	20	
02	Peabody, Maddie	g 3-12	1-5	0-0	1	3	4	2	7	3	0	0	2	23	
12	Macklin, Linnel	g 2-11	0-1	0-0	2	0	2	3	4	1	3	0	0	21	
13	O'Hare, Jamie	g 4-12	3-9	0-0	1	2	3	1	11	0	1	0	0	27	
05	Freeland, Brya	0-3	0-1	0-0	0	1	1	2	0	1	2	0	0	20	
14	Waller, Jayla	0-1	0-0	2-2	0	0	0	2	2	1	0	0	0	7	
22	Fahan, Madeline	5-5	0-0	0-0	1	2	3	2	10	1	0	0	3	16	
23	Hood, Maia	0-1	0-0	0-0	0	0	0	1	0	1	0	0	1	3	
25	Fiacco, Danielle	2-8	0-0	0-1	1	2	3	0	4	2	1	3	2	19	
31	Loughney, Kelly	0-4	0-1	0-0	2	0	2	1	0	0	2	0	0	11	
33	Snow, Annette	0-0	0-0	0-0	0	0	0	2	0	1	0	0	0	6	
42	Ottewill-Soulsby, H.	0-0	0-0	0-0	0	1	1	1	0	0	1	0	0	2	
43	Lutz, Ashley	1-4	1-4	0-0	2	0	2	0	3	0	0	0	0	9	
	Team				5	1	6								
Totals		20-70	5-21	7-9	21	16	37	19	52	12	13	3	9	200	

FG % 1st Half: 9-43 20.9% 2nd half: 11-27 40.7% Game: 20-70 28.6% Deadball Rebounds 1
 3FG % 1st Half: 3-13 23.1% 2nd half: 2-8 25.0% Game: 5-21 23.8%
 FT % 1st Half: 7-9 77.8% 2nd half: 0-0 0.0% Game: 7-9 77.8%

St. Francis Brooklyn 74 • 8-2

#	Player	Total		3-Ptr		Rebounds			PF	TP	A	TO	Blk	Stl	Min
		FG-FGA	FT-FTA	FG-FGA	FT-FTA	Off	Def	Tot							
34	ENEY, Jaymee	f 6-13	3-5	0-0	1	6	7	3	15	0	1	0	1	25	
44	KAUFMAN, Jessica	f 1-2	0-0	0-0	0	3	3	2	2	2	3	0	0	22	
12	FECHKO, Leah	g 1-2	0-1	2-2	3	3	6	2	4	4	2	0	1	32	
21	FOX, Katie	g 3-7	3-4	4-4	0	3	3	1	13	3	4	1	3	31	
41	SIMPSON, Eilidh	g 8-11	3-5	5-6	0	1	1	1	24	4	0	0	1	33	
01	ROBINSON, Jasmin	1-1	0-0	0-0	0	4	4	0	2	4	2	0	2	20	
14	BENEDETTI, Sarah	2-9	2-7	4-4	0	5	5	1	10	0	1	0	0	26	
31	GRABBE, Kiley	0-0	0-0	0-0	1	0	1	0	0	0	0	0	0	3	
35	LEVEY, Olivia	1-1	0-0	0-0	0	0	0	0	2	0	3	0	0	3	
45	CUMMINGS, Casey	1-1	0-0	0-0	0	0	0	0	2	2	0	2	0	5	
	Team				3	3	6								
Totals		24-47	11-22	15-16	8	28	36	12	74	17	18	1	8	200	

FG % 1st Half: 7-18 38.9% 2nd half: 17-29 58.6% Game: 24-47 51.1% Deadball Rebounds 0,2
 3FG % 1st Half: 4-10 40.0% 2nd half: 7-12 58.3% Game: 11-22 50.0%
 FT % 1st Half: 15-16 93.8% 2nd half: 0-0 0.0% Game: 15-16 93.8%

Officials: Gary Schimel; Katelyn Adams; Adam Bernstein
 Technical fouls: Lafayette-None. St. Francis Brooklyn-None.
 Attendance: 195


Score by periods	1st	2nd	Total
Lafayette	28	24	52
St. Francis Brooklyn	33	41	74

Last FG - LAFAYETW 2nd-00:24, SFBKW 2nd-00:45.
 Largest lead - LAFAYETW None, SFBKW by 24 2nd-00:45.


Points	In	Off	2nd	Fast	Bench
LAFAYET	Paint	T/O	Chance	Break	
SFBKW	20	8	6	6	19
	7	5	2	2	16

Score tied - 0 times.
 Lead changed - 0 times.






#1 JASMIN ROBINSON
Senior, Guard, 5-4
Brooklyn, NY
Medger Evers Prep.




#3 TAYLOR WATSON
Sophomore, Guard, 5-8
Southampton, NJ
Seneca




#12 LEAH FECHKO
Sophomore, Guard/Forward, 5-8
Twinsburg, OH
Twinsburg High School




#14 SARAH BENEDETTI
Junior, Forward, 5-10
Canton, CT
Canton




#21 KATIE FOX
Junior, Guard, 5-4
Twinsburg, OH
Twinsburg




#23 RACHEL IOZZIA
Freshman, Guard, 5-10
Bayville, NJ
Central Regional




#25 OZANA MARGINEAN
Senior, Guard, 5-7
Arad, Romania
Tudor Vladimirescu




#31 NILEY GRABBE
Senior, Center, 6-2
Mullica Hill, New Jersey
Clearview Regional




#34 JAYMEE VENEV
Junior, Forward, 6-0
Fairborn, OH
Fairborn




#35 OLIVIA LEVEY
Freshman, Forward, 6-0
Seymour, CT
Lauralton Hall




#41 EILIDH SIMPSON
Junior, Guard, 5-7
Melbourne, Australia
Wesley College



#44 JESSICA KAUFMAN
Junior, Forward, 5-11
Melbourne, Australia
Presentation College Windsor



#45 CASEY CUMMINGS
Sophomore, Center, 6-2
Leesburg, VA
London County



#50 COLETTE HOUNSHELL
Junior, Forward/Center, 6-1
Kirtland, OH
Lake Catholic