



2013 DELAWARE STATE UNIVERSITY FOOTBALL — GAME 6
DELAWARE STATE UNIVERSITY “HORNETS” (1-4; 1-1 MEAC)
VS.
NORFOLK STATE “SPARTANS” (2-3; 2-0 MEAC)
SAT., OCT. 12, 2013 (2:00 P.M.)
ALUMNI STADIUM (7,000) - DOVER, DEL.
HOMECOMING



DSU Media Contact: Dennis Jones; (302) 857-6068; email — djones@desu.edu

DSU Athletic Media Relations: Dennis Jones (football contact) - (302) 857-6068/office; (302) 270-6088/cell; email: djones@desu.edu

DELAWARE STATE VS. NORFOLK STATE



Delaware State: 1-4; 1-1 MEAC

NSU: 2-3; 2-0 MEAC

Location: Alumni Stadium (7,000) - Dover, Del. (Surface—Artificial/A-Turf)

National Rankings: Neither Delaware State or Norfolk State are ranked in any major FCS national polls.

Alumni Stadium Pressbox: (302) 857-7951

The Series: DSU leads 14-6

Delaware State Head Coach Kermit Blount (Winston-Salem State, 80): Blount is in his third season as head coach of the Hornets. He has a 10-16 overall (7-10 MEAC) at DSU. Now in his 20th year as a collegiate head coach, he has a career record of 101-103-3 (.488). Prior to accepting the DSU post, he was 91-87-3 in 17 years as head coach at Winston-Salem State University. Blount led WSSU to two CIAA championships and three league title game appearances. He was named CIAA Coach-of-the-Year in 1999 & 2000. Blount is 2-6 -1 vs. Norfolk State, including 1-1 since coming to Delaware State.

Norfolk State Head Coach Pete Adrian

(West Virginia, '70): Adrian is in his ninth season as head coach of the Spartans. In 2011, Adrian was named MEAC Coach-of-the-Year after leading the Spartans to a 9-3 overall record and their first MEAC championship and NCAA Tournament appearance. He has an overall record of 49-46 at Norfolk State and an 85-83-1 career mark in more than 16 seasons as a collegiate head coach. Adrian has won three of his last four games against Delaware State to stand at 3-5 vs. the Hornets.

Live Audio Streaming: www.DSUHornets.com












Live Video Streaming: n/a

Live Stats: www.DSUhornets.com

Norfolk State Media Contact:

Football Contact: Matt Michalec
 Office Phone: (757) 823-2628
 Email: mmichaelc@nsu.edu

2013 DELAWARE STATE SCHEDULE/RESULTS

Date	Opponent	Time/Result	Series
 Sep. 7	at Delaware	L, 21-42	UD leads 5-0
Hornets have more passing yards and first downs, but drop 5th straight to Hens			
 Sep. 14	at #4 Towson	L, 7-49	TU leads 10-6
Milton Williams III catches nine passes for 105 yards and TD in loss			
 Sep. 21	at #1 No. Dakota State	L, 0-51	NDSU leads 1-0
Hornets fall at FCS No. 1 team. Moore leads all players with 13 tackles			
 Sep. 28	at Savannah State*	W, 24-22	DSU leads 3-0
Murphy throws for two TDs; Hornets hold off late SSU surge			
 Oct. 5	# 21 BETHUNE-COOKMAN*	L, 7-21	DSU leads 19-17
Score was 7-7 until six minutes left in 3rd qtr. Golson has 4th TD catch.			
 Oct. 12	NORFOLK ST* (HC)	2:00 p.m.	DSU leads 14-6
Hornets force four turnovers in 20-17 win over Spartans in 2012.			
 Oct. 19	NO. CAROLINA A&T*	1:00 p.m.	DSU 22-20-1
DSU recorded first shutout since 2007 in 24-0 win over Aggies last season.			
 Oct. 26	at Hampton*	1:00 p.m.	HAM leads 24-14
Hornets racked up season-high 512 yards in 35-27 win over Hampton in 2012			
 Nov. 2	HOWARD*	2:00 p.m.	DSU leads 35-33-1
Howard stormed back from 21-point deficit to defeat DSU 41-34 last season			
 Nov. 16	at Florida A&M*	2:00 p.m.	FAMU leads 22-8
Freshman Dae-Hon Cheung rushed for 135 yards in 24-22 DSU loss in 2012			
 Nov. 23	MORGAN STATE*	2:00 p.m.	MSU 32-24
Hornets pass for 398 yards in 28-23 win at Morgan State in 2012 meeting			

* - Mid-Eastern Athletic Conference game
 HOME GAMES (AT ALUMNI STADIUM ON DSU CAMPUS) IN ALL CAPS
 All times Eastern and subject to change

**DELAWARE STATE 2013 SCHEDULE/RESULTS
(1-4; 1-1 MEAC)**

Sep. 7	at Delaware (1)	L, 21-42
Sep. 14	at #4 Towson	L, 7-49
Sep. 21	at #1 No. Dakota State	L, 0-51
Sep. 28	at Savannah State*	W, 24-22

Oct. 5	BETHUNE-COOKMAN*	L, 7-21
Oct. 12	NORFOLK STATE* (HC)	2:00 p.m.
Oct. 19	at No. Carolina A&T*	1:00 p.m.
Oct. 26	at Hampton*	1:00 p.m.

Nov. 2	HOWARD*	1:00 p.m.
Nov. 16	at Florida A&M*	2:00 p.m.
Nov. 17	at Howard*	1:00 p.m.

*-MEAC game
1 - NBC Sports Network

**NORFOLK STATE 2013 SCHEDULE/RESULTS
(1-3; 0-0 MEAC)**

Aug. 31	MAINE	L, 6-23
Sep. 7	at Rutgers	L, 0-38
Sep. 21	CHARLESTON SO.	L, 12-20
Sep. 28	at Morgan State*	W, 27-21
Oct. 5	SAVANNAH STATE*	W, 26-24
Oct. 12	at Delaware State*	2:00 p.m.
Oct. 19	HAMPTON*	1:00 p.m.
Oct. 26	at Old Dominion	1:00 p.m.
Nov. 2	FLORIDA A&M*	2:00 p.m.
Nov. 9	at Bethune-Cookman*	4:00 p.m.
Nov. 16	at No. Carolina Central*	2:00 p.m.
Nov. 23	SO. CAROLINA STATE *	1:00 p.m.

* MEAC game

**2013 DSU/SSU STATISTICAL COMPARISON
(NCAA Rankings*)**

Category	DSU (5 games)	NSU (5gms)
Rushing off.	58.4 (118)	114.6 (97)
Passing off.	229.4 (45)	137.6 (109)
Total off.	287.8 (107)	252.2 (115)
Scoring off.	11.8 (118)	14.2 (111)
Rushing def.	188.2 (80)	172.6 (63)
Total def.	449.0 (99)	341.6 (31)
Scoring def.	37.0 (103)	25.2 (47)
Net punting	30.6 (114)	32.4 (105)
Punt returns	4.0 (88)	3.1 (101)
Kick off returns	19.3 (83)	17.3 (108)
Turnover margin	-1.8 (114)	0.8 (27)
Pass defense	260.8 (98)	169.0 (19)
Passing Eff.	106.9 (99)	95.9 (112)
Pass Eff. Defense	163.6 (119)	118.6 (36)
Sacks	2.2 (39)	2.2 (39)
Tackles for loss	7.0 (22)	6.0 (53)
Sacks allowed	3.6 (114)	3.0 (101)
3rd down conv.	38.0% (67)	21.6% (120)

*122 teams ranked in Football Championship Subdivision in 2013

THE GAME

Delaware State takes on Mid-Eastern Athletic Conference rival Norfolk State in the annual homecoming contest. The Hornets (1-4 overall; 1-1 MEAC) are coming off a 21-7 loss to defending MEAC champ and FCS No. 21 Bethune-Cookman in their 2013 home opener last week. DSU scored first on a seven-yard touchdown pass from Cory Murphy to Malik Golson in the first quarter. Golson leads the Hornets with four TD catches this season.

Bethune-Cookman tied the game with a second quarter touchdown. The score was 7-7 at the half.

The Wildcats took the lead with a third quarter touchdown and added an insurance score with less than five minutes to play.

The Hornets were plagued by three turnovers in the contest (two interceptions; one lost fumble), while the Wildcats were turnover free.

Norfolk State (2-3 overall; 2-0 MEAC) brings a two-game win streak into today's contest. The Spartans are tied with South Carolina State for first place in the MEAC entering this week's action. NSU is coming off a 26-24 win over Savannah State last week. The Spartans scored the go-ahead points on Cameron Marouf's 33-yard field goal with 1:10 remaining and NSU deflected Savannah State's potential game-winning 49-yard field goal with two seconds left to seal the win. The Spartans had a season-high 367 total yards in the contest.

THE SERIES

The teams are meeting for the 19th consecutive year, and 21st time overall. Delaware State holds a 14-6 lead in the series. The Hornets won last year's meeting 20-17 in Norfolk, Va., to snap a three-game losing streak to the Spartans. Delaware State forced four turnovers, including a season-high three interceptions, in the 2012 victory over the Spartans. The Hornets scored the game winning touchdown on a 23-yard pass from Nick Elko to Justin Brewton with 10:01 left to play. DSU sealed the win when free safety Davon Moore intercepted a pass from Spartan quarterback Jake Basmagian at the Hornet 11 yard line with 29 seconds left to play. It was Moore's second interception of the game. His first, with 11:53 left in the fourth quarter, led to the Hornets' game-winning score.

The last time the teams played at Alumni Stadium, Norfolk State won 38-21 en route to their 2011 MEAC championship.

Delaware State won six straight games between the teams from 2003 to '08.

HORNETS IN MEAC

Delaware State, a charter member of the Mid-Eastern Athletic Conference (MEAC), is in its 43th season of league play. The Hornets have an all-time record of 125-145-1 in MEAC contests. Delaware State has won or shared six MEAC championships. The Hornets claimed outright MEAC titles in 1985, 1989 and 2007, while sharing the crown in 1987, 1988 and 1991. Delaware State was tied for third place in the MEAC with a 5-3 mark in 2012.

The Hornets have been picked to finish eighth in the 2013 Mid-Eastern Athletic Conference football standings, according to a poll of league head coaches and sports information representatives.

The Hornets received a total of 201 points in the preseason poll. Bethune-Cookman is the overwhelming favorite to win its second straight MEAC championship. The Wildcats collected 16 of 21 first place votes and 480 points in the poll.

Delaware State exceeded the preseason MEAC expectations in 2012. The Hornets were tied for third in the final standings with a 5-3 record after a 10th place prediction in the preseason poll last season.

HORNET MEDIA AVAILABILITY

Schedule subject to change. Please contact
Dennis Jones (302-857-6068) for more information

Monday (Oct. 7)

No practice—meetings

Tuesday (Oct. 8)

MEAC Weekly Teleconference (10:00 a.m.—12:00 p.m.); Coach Blount on call at 10:33 a.m.

Practice —3:00 p.m. (Alumni Stadium)

Coach Blount and players available before or after practice

Game notes available on www.DSU Hornets.com

Wednesday (Oct. 9)

Practice—3:30 p.m.

Coach Blount and players available before or after practice

Thursday (Oct. 10)

Practice —3:30 p.m.

Coach Blount and players available before or after practice

Friday (Oct. 11)

Practice at Alumni Stadium (3:00 p.m.).

Saturday (Oct. 12)

Hornets vs. Norfolk State

Alumni Stadium - Dover, Del, (2:00 p.m.)

MEAC WEEKLY TELECONFERENCE

The MEAC holds a weekly conference call featuring league head football coaches each Tuesday during the season. The schedule is as follows:

10:00 a.m.	MEAC Notes
10:03 a.m.	Donald Hill-Eley (Morgan St.)
10:13 a.m.	Earl Holmes (Florida A&M)
10:23 a.m.	Brian Jenkins (Beth-Cookman)
10:33 a.m.	Kermit Blount (DSU)
10:43 a.m.	Ray Petty (Howard)
10:53 a.m.	Pete Adrian (Norfolk State)
11:03 a.m.	Donovan Rose (Hampton)
11:13 a.m.	Earnest Wilson (Savannah St.)
11:23 a.m.	Buddy Pough (SC State)
11:33 a.m.	Rod Broadway (NCA&T)
11:43 a.m.	Dwayne Foster (NC Central)

Contact Patricia Porter, MEAC Media Relations (757-951-2055), or Dennis Jones, DSU Athletic Media (302-857-6068) for teleconference conference. Information.

MURPHY IS MEAC's NO. 2 PASSER

Hornet quarterback **Cory Murphy** (sr.; 6-2, 205) has shown why head coach **Kermit**



Blount selected him over three others as the starter this season.

Murphy has completed 96-of-179 passes (53.6%) for 1094 yards and six touchdowns through five games. He ranks second in the MEAC at 218.8 passing yards per game and is ninth in pass efficiency (109.3 rating) this season. Murphy completed 30-of-45 passes (67%) for 302 yards and two touchdowns in his DSU debut at Delaware on Sep. 7. He also led the Hornets with 44 yards rushing in the opener. The Hornets had an 11-play, 75-yard touchdown drive and a 14-play, 81-yard scoring march under Murphy's direction in the contest.

Murphy was 26-for-53 for 234 yards at Towson the next week. Last week at Savannah State, he matched his career-high with two touchdown passes.

Murphy played two injury-plagued seasons at Foothills JC in California after two solid years at Wilcox High School in Santa Clara, Cal. He passed for more than 200 yards and two touchdowns in the Hornets' Red-White scrimmage last spring.

Murphy won the Hornets' starting job this season over redshirt freshman **Esayah Obado** and true freshmen **Emmett Hunt** and **Garrison Duncan**.

HORNET RECEIVERS GETTING NOTICED

Milton Williams III (jr.; 6-3; Washington, D.C.) and **Malik Golson** (r-fr.; 5-9, Dover,



Del.) are doing their best to fill the void created by the departures of 2012 All-MEAC First Teamers **Tavis Tarpley** and **Justin Wilson**, two of the Hornets' top five career pass receivers. Williams (left) is tops in the MEAC (31st in FCS) at 5.8 receptions per game this season (29 total catches) and is second in the league (42nd in FCS) at 76.0 receiving yards per game. Williams had 10 receptions for 112 yards, each a career-high, in the opener at Delaware. The following week at Towson, he had nine catches for 105 yards and his second career touchdown catch. His previous single-game highs were five catches and 44 yards. Williams entered the 2013 season with 18 catches for 138 yards and a touchdown in 13 games at DSU.

Golson is tied for sixth in the MEAC in receptions (3.8 pg) and is eight in receiving yards (45.0 pg) this season. He has 19 catches for 225 yards and a team-high four TD catches. He is tied for second in the MEAC in touchdown receptions. Golson hauled in nine passes for 70 yards and two touchdowns (4 & 7 yards) in his collegiate debut at Delaware on Sep. 7. His 53-yard touchdown reception at Savannah State (Sep. 28) is tops for the Hornets this season.

YOUTH IS SERVED ON DSU OFFENSIVE LINE

Delaware State's youthful offensive line has had an up-and-down start to the season. After allowing just one sack and paving the way for 440 yards of total offense against a veteran Delaware defensive line in the opener, the line surrendered five sacks, while the Hornets netted just 15 yards on the ground at Towson the next week. In game three at No. 1 North Dakota State, DSU gained just 199 yards, including 34 rushing. On Sep. 28 at Savannah State, the Hornets rushed for a season-high 134 yards.

DSU senior center **Brandon Cunningham** (Lumberton, N.J.) appeared in 30 games with the Hornets entering the 2013 season, more than the combined total of all other Hornet offensive linemen on the squad. Cunningham, a 2013 preseason All-MEAC First Team selection, is the lone senior on a unit that features a first-year junior college transfer, two sophomores, three redshirt freshmen and four true freshmen.

Second -year linemen **Dimitri Hill** (so.; 6-5, 325) and **Clark McCready** (so.; 6-4, 275) gained valuable experience as true freshmen in 2012. **Xavier Jones** (r-fr.; 6-2, 300), **Keevon Prather** (r-fr.; 6-3, 290) and **Jerron Searles** (r-fr.; 6-5, 270) are expected to play significant roles in 2013 after sitting out as redshirts last season. The top newcomer on the line is junior college transfer **Sal Carrero** (so.; 6-5, 315). Carrero was a top performer for junior college power ASA (N.Y.). **Darren Helwig** (fr.; 6-5, 295), a 2012 Delaware All-State First Team offensive lineman, is also a newcomer along the line this season.

ADJEI LEADER OF VETERAN DEFENSE

Delaware State University inside linebacker **Ernest Adjei** (sr.; Woodbridge, Va.) knows a thing or two about the long road to success. A native of the



Republic of Ghana in West Africa, Adjei has developed into one of the top defensive players and scholar-athletes in the Mid-Eastern Athletic Conference.

After a stellar career at Garfield High School (Va.), Adjei was forced to sit out his freshman year at Delaware State in 2009 to concentrate on his studies. When eligible to compete in 2010, he was first used as an undersized defensive lineman due to a rash of injuries along the Hornets' front wall.

Adjei returned to his natural position at linebacker in 2011. That season, he was third on the team with 59 total tackles. His 2011 season was highlighted by a career-high 14 tackles (12 solo) vs. Morgan State.

Last season, Adjei added All-MEAC First Team to his resume'. He earned the honor after finishing seventh in the league with 93 tackles (8.5 pg) while competing in all 11 games. His efforts helped lead the Hornets to a 6-5 overall record in 2012, their first winning season in five years; and a tie for third in the MEAC with a 5-3 mark.

Adjei, 2013 preseason All-MEAC First Team selection, is fourth on the Hornets with 27 total tackles this season (nine solo). He's also credited with one sack, two pass break ups and a forced fumble.

MOORE IN RIGHT PLACE AT THE RIGHT TIME

Delaware State free safety **Davon Moore** (jr.; 5-11, 205) is picking up in 2013 where he left off last season. Moore is tops on the Hornets and 10th in the MEAC in tackles at 9.2 per game (46 total). He's tied for fourth among all MEAC players with 36 solo tackles this season,



A 2012 All-MEAC First Team selection, Moore was tops on the Hornets and third in the MEAC at 8.8 tackles per-game and 97 total tackles.

He led all FCS players with a school-record 175 interception return yards and was tied for third in the MEAC (24th FCS) at 0.36 interceptions per game (4 total ints.).

Moore was honored by the Mid-Eastern Athletic Conference (MEAC) and College Football Performance for his play in the Hornets' 20-17 win at Norfolk State last season. He was named MEAC Defensive Player-of-the Week and College Football Performance HBCU National Defensive Back-of-the-Week after recording eight tackles (six unassisted), two interceptions, a forced fumble, pass break-up and a block in the contest.

C. SCOTT COMING OFF BREAK OUT GAME

Delaware State is hoping for more performances from defensive back **Corey Scott** (jr.; 6-1, 190) like his Sep. 28 effort at Savannah State. Scott shared the team lead with a career-high 10 tackles (9 unassisted) in the contest. He had two tackles-for-loss, including a sack, a forced fumble and two pass break-ups in the game. Scott had six tackles this season and 10 for his career entering the Savannah State contest.

COLSTON HOPES TO IMPROVE ON FIRST-YEAR SUCCESS

Delaware State University defensive back **Terrick Colston** (so.; Lakeland, Fla.) played a key role in the Hornets' 24-22 win at Savannah State last week. He was tied for the team high with 10 tackles (5 solo). He also recovered two fumbles, broke up a pass and recorded a backfield tackle in the contest. Colston was rewarded for his outstanding freshman season with a 2013 preseason All-MEAC selection.



A 2012 SportsNetwork Jerry Rice Award candidate for top Football Championship Subdivision freshman and All-MEAC Second Team pick, Colston was second on the Hornets and fifth in the MEAC at 8.6 tackles per-game (95 total tackles), tops among league freshmen, setting a team record for tackles by a freshman.

He was a two-time MEAC Rookie-of-the-Week last season, once after collecting a team-high nine tackles (five solo), two interceptions and a pass break-up in the Hornets' 31-17 win over South Carolina State (Oct. 13). He returned the first interception 53 yards for a touchdown.

GUNTER LOOKS TO LIVE UP TO EXPECTATIONS

Hornet defensive end **Rodney Gunter** (jr.; Haines City, Fla.) showed flashes of his old form at Savannah State last week. Gunter had two tackles for loss, including 1.5 sacks in the contest. He did not have a sack this season entering the contest. Gunter is primed for a breakout season this year, according to some forecasters. He has been named to the 2013 preseason All-MEAC First Team by league head coaches and sports information directors, and *Phil Steele's College Football Magazine*.

A 2012 All-MEAC Second Team selection, he was team leader and tied for seventh in the MEAC at 0.50 sacks per game (5.5 total) last season. In addition, Gunter was seventh on the Hornets with 49 total tackles, tops among team defensive linemen with 27 unassisted tackles and second on the team with nine tackles-for-loss (-46). He was also credited with three quarterback hurries, one forced fumble, a recovery and one pass break up. Gunter had a career-high three sacks in 23-20 overtime loss to NC Central last Nov. 3.

DSU RB WILLIAMS MAKES SEASON DEBUT

Malcolm Williams (jr.; 5-10, 180), Delaware State's leading rusher last season, made his 2013 debut against Bethune-Cookman last week. Williams rushed for 23 yards on five carries and had one reception for 19 yards in his return last week. He sat out the first four games due to a toe injury. Williams, a 2013 preseason All-MEAC First Team selection, was the Hornets' top rusher with 437 yards despite missing two games due to an ankle injury in 2012. Williams had two 100-yard games last season, including 120 vs. FBS Cincinnati. In his absence, the Hornets are 10th in the MEAC in rushing at 70.5 yards per game (117h among all FCS schools). Williams' absence, along with early deficits against nationally ranked opponents and a young offensive line, have contributed to the sub-par rushing numbers this season. The Hornets had their best rushing output of the season in their Sep. 28 win over Savannah State. DSU rushed for a season-high 134 yards in the contest, led by **Dae-Hon Cheung** (so.; 5-9, 180) with 90 yards, including a 61-yard touchdown. It was the Hornets' first and only rushing touchdown of the season. Cheung had started in place of Williams. He has a team-high 139 yards rushing on 31 carries this season (4.5 ypc). He rushed for 410 yards (5.0 ypc) and three touchdowns as a true freshman last season. Cheung rushed for a team season-high 140 yards and two touchdowns vs. Florida A&M in his first career start.



Malcolm Williams

Nagee Jackson (so.; 6-1, 215) is DSU's second leading rusher and top short-yardage back. He has carried the ball just 20 times for 78 yards this season. Jackson had 238 yards rushing and a team-high seven touchdowns on the ground, tops among all MEAC freshmen last season. He also had a 100-yard game (106 vs. So. Carolina State) as a true freshman in 2012.

HORNETS PLAGUED BY GIVEAWAYS

After losing the turnover battle 0-3 to Bethune-Cookman last week, the Hornets remain near the bottom in the MEAC's turnover margin category. Delaware State is tied for eighth in the league with a minus-eight in the turnover department so far this season (-1.60 pg). The Hornets have forced five turnovers while giving the ball away 13 times in their five games. Delaware State opponents have scored 52 points following Hornet turnovers this season. DSU has scored 14 points off opponent turnovers this year.

DSU was among the nation's most opportunistic Football Championship Sub-division teams last season. The Hornets were second in the MEAC and fourth in the nation with a 1.4 turnover margin in 2012. Delaware State had 31 takeaways (16 fumble recoveries/15 INTs) and just 16 giveaways (11 lost fumbles/5 INTs) last season.

STAYING HOME

Delaware State's 2013 roster includes a total of nine in-state players, second to Maryland (13) for tops among the states. The Hornets' Delaware products are: **Stewart Carey** (Newark), **Morris Frasier** (Felton), **Malik Golson** (Dover), **Darren Helwig** (Dover), **Denzelle Hill** (New Castle), **Jamaal Jackson** (Wilmington), **Brandon Lewis** (Georgetown), **Justin Watson** (Newark) **Matt Watson** (Dover).

THE 2013 HORNETS WERE ...

0-1	at home
1-3	in road games
0-0	in neutral site games
0-3	in day games
1-1	in night games
1-1	in MEAC games
0-3	in non-conference games
0-1	in overtime games
0-0	on natural grass
1-4	on artificial surfaces
0-3	vs. Top 25 FCS teams
1-1	vs. unranked FCS teams
0-1	when scoring first
1-3	when opponent scores first
1-0	in games decided by seven points or less
0-4	in games decided by 10 or more points
0-3	in games decided by 20 or more points
0-1	when leading after the first qtr.
1-3	when trailing after the first qtr.
0-1	when tied after the first qtr.
0-0	when leading at halftime
0-3	when trailing at the half
0-0	when tied at the half
1-0	when leading after three qtrs.
0-4	when trailing after three qtrs.
0-0	when tied after three qtrs.
0-0	when gaining more total yards
1-4	when opponent gains more yards
1-0	when gaining more rushing yards
0-4	when opponent has more rush yards
0-3	when gaining more passing yards
1-1	when opponent has more pass yards
0-4	when committing more turnovers
1-0	when opponent has more turnovers
1-2	when posting more first downs
0-2	when opponent has more first downs
0-2	when committing more penalties
1-2	when opponent has more penalties
0-0	when penalties are even
0-2	with more possession time

CAPTAINS UP FOR GRABS

Rather than select captains for the season, the Delaware State coaching staff plans to appoint captains for each game this year. "We will name captains for each contest, based on game and practice performance, attitude, classroom and off-the-field activities," said DSU head coach Kermit Blount. "This has been my philosophy since I became a head coach." RB **Dae-Hon Cheung**; QB **Cory Murphy**; DB **Davon Moore** and DE **Rodney Gunter** vs. Bethune-Cookman last week.

2013 DSU HONORS

Ernest Adjei (LB)

All-MEAC First Team (preseason)

Rodney Gunter

*All-MEAC First Team (preseason)
Phil Steele Preseason All-MEAC*

Malcolm Williams (RB)

All-MEAC First Team (preseason)

Brandon Cunningham (OL)

All-MEAC First Team (preseason)

Terrick Colston (DB)

All-MEAC First Team (preseason)

Davon Moore (DB)

All-MEAC Second Team (preseason)

Dae-Hon Cheung (RB)

All-MEAC Third Team (preseason)

Davon Moore (DB)

*All-MEAC First Team (postseason)
MEAC Co-Defensive Player-of-the-Week (Oct. 8)*

*College Football Performance Awards MEAC
Defensive Back-of-the-Week*

DSU PUNTER AMONG SEMIFINALISTS FOR NATIONAL SCHOLAR-ATHLETE AWARD

Delaware State University punter Marco Kano (sr.; Cottbus, Germany) is among 170 candidates for 2013 National Football Foundation Scholar-Athlete honors. The nominees also comprise the list of semifinalists for the 2013 *William V. Campbell Trophy*, which recognizes individuals as the best scholar-athlete in the nation. The 170 semifinalists represent the most since 2006 when the NFF increased the nomination standards to require a minimum cumulative 3.2 GPA. Kano, DSU's starting punter since the 2010 season, entered 2013 Delaware State University Fall semester with a nearly perfect 3.99 grade-point-average (on a 4.0 scale) as an engineering/physics major with a minor in mathematics. He is one of 46 NFF scholar-athlete semifinalists from Football Championship Subdivision schools, and one of two from Mid-Eastern Athletic Conference institutions.

Marco may also get to try his hand at defense this season. When the Hornets' ended spring camp last April, Delaware State University defensive coordinator Mike Ketchum suggested punter **Marco Kano** (sr.; Cottbus, German) try his hand at defensive end when the team returned in the summer.



"We asked Marco if he was willing to play some defense because of his size (6-6, 240) and athleticism," said Ketchum. "Despite being new to the position, he is a fast learner with good instincts and a tremendous work ethic. I'm confident he will contribute to our defense this season."

HOLD THOSE FLAGS

Delaware State is seeking to be the MEAC's least penalized team for the fourth time in the last five seasons. Through five games this season, the Hornets are averaging 43.4 penalty yards per game, fewest among all MEAC teams. DSU is also averaging a MEAC-low 5.4 penalties per game this season. The Hornets were second to North Carolina A&T for fewest penalties in the league in 2012, snapping a string of three straight seasons atop the list. DSU was penalized 68 times for 559 yards last season (50.8 ypg). In 2011, the Hornets were flagged 67 times for 570 yards (51.8 pg). Delaware State was flagged 73 times in 2010 (50.1 ypg) and 71 in 2009 (60.2 ypg).

IN THE RED

The Hornets were 1-for-1 (field goal) in the "red zone" vs. Bethune-Cookman last week. Still, the Hornets are last in the MEAC in "red zone" scoring at 55.6%. DSU has scored on five of nine red zone trips this season (4 TDs; 1 FG). Defensively, the Hornets are tops in the MEAC in "red zone" defense. DSU has allowed 19 scores (17 touchdowns) in 28 opponent "red zone" opportunities this season (67.9%).

STINGERS

Delaware State placekicker **Mitchell Ward** (jr.; Birmingham, England) has nailed 39 straight extra points, including 28 in a row in 2012 ... DSU head coach **Kermit Blount** is 17-35-1 vs. MEAC opponents, including 7-11 while at DSU ... Delaware State is second in the MEAC in passing yards (228.4 ypg) ... Delaware State linebacker **Mike Davis** (jr. 5-11, 205) had career-highs of seven tackles and two tackles-for-loss vs. Bethune-Cookman last week ... The Hornets have yet to record an interception this season.

DSU FOOTBALL FACTS

GENERAL INFORMATION

Location	Dover, Del. 19901
Founded	1891
Enrollment	4,100
President	Dr. Harry L. Williams
Faculty Representative	Dr. Jan Blade
Director of Athletics	Candy Young
Nickname	Hornets
Colors	Columbia Blue (PMS 297) & Red (PMS 199)
National Affiliation	NCAA Div. I FCS
Conference	MEAC
Stadium	Alumni Stadium
Capacity	7,000
Surface	Artificial (A-Turf)
Press Box Phone	(302) 857-7651

HISTORY

First Year of Football	1924
All-Time Record	344-389-11
All-Time MEAC Record	124-146-1
Conference Titles (6)	1985, '87', '88', '89, '91, '07
All-Time Playoff Record	0-1

COACHING STAFF

Head Coach	Kermit Blount
Alma Mater	Winston-Salem State/1980
Record at DSU	9-16 (.450)/ third year
Career Record	100-103-3 (.488)
Football Office Phone	(302) 857-7447
Football Office Fax	(302) 857-7555
Assistant Coaches	
Nick Calcutta	Asst. HC/Offensive Line/TEs
Michael Ketchum	Defensive Coordinator/OLBs
Arrington Jones III	Offensive Coordinator/QBs
Jeff Braxton	Defensive Line/Recruiting
Curtis Thomas	Wide Receivers
Tory Woodbury	Running Backs/Special Teams
Lonnie Teasley	Cornerbacks
Don Jones	Safeties
Chuck Poplos	Kickers (volunteer)
Video Coordinator	Shekima Yarbrey
Equipment Manager	Mark Springs
Dir. Sports Medicine	Lori Leary
Administrative Assistant	Edna Piper

TEAM INFORMATION

2012 Overall Record	6-5 (4-1 home, 2-4 away)
2012 MEAC Record	5-3 (3-1 home, 2-2 away)
Conference Finish	T-3rd
Final National Rankings	N/A
Offense	Multiple
Defense	4-3
Lettermen Returning (36)	
Offense	12
Defense	22
Specialists	2
Lettermen Lost (20)	
Offense	12
Defense	8
Specialists	2
Starters Returning/Lost, including specialists (12/14)	
Offense	3/8
Defense	7/4
Specialists	2/0

HORNETS HAVE STABILITY ON THE SIDELINES

The Delaware State coaching staff has remained pretty much intact in the third year of the **Kermit Blount** era. The only change from last season is the addition of safeties coach **Don Jones**. Also during the off-season, Blount promoted former graduate assistant **Lonnie Teasley** to cornerbacks coach.

Nick Calcutta, the assistant head coach, is in his third year as Blount's offensive line coach.

Coordinators **Arrington Jones** (offense) and **Mike Ketchum** (defense) have returned to the staff for their third seasons at DSU. Each worked with Blount during his tenure as head coach at Winston-Salem State. Jones, a former member of the NFL's San Francisco 49ers, also served as head coach at Virginia Union University. Ketchum was a head coach at his alma mater, Guilford University.

Tory Woodbury (running backs) also returns for his third season at DSU. Woodbury was a star quarterback at Winston-Salem State before playing in the NFL for the New York Jets, New Orleans Saints and Buffalo Bills.

Veteran coaches **Curtis Thomas** (wide receivers/special teams) and **Jeff Braxton** (defensive line) also remain on the staff

Thomas, a former star receiver for the Hornets, is in his 14th year on the staff. He has served each of the last three DSU head coaches.

Braxton is in his third stint at Delaware State. He returned to the Hornets in 2011 after serving the previous three years as head coach at Cheyney University (Pa.).

Blount has also welcomed the volunteer assistance of former Delaware State standout punter **Chuck Poplos** (1991-94) this season. Poplos, a three-time All-MEAC First Team selection, was inducted into the DSU Athletics Hall-of-Fame in 2012.

TOUGH SLATE

Last Saturday's loss to Bethune-Cookman marked the third time in four weeks that the Hornets faced a nationally ranked FCS opponent. The Wildcats were ranked 21st (now 16th) in the SportsNetwork Top 25 poll of FCS teams at the time of last week's meeting. In addition, BCU were ranked first in the Sheridan Broadcast Network poll of Black College teams; and second in the Heritage Sports Radio Network Black College poll last week.

Three of Delaware State's five opponents this season are nationally ranked this week. In addition to Bethune-Cookman, the Hornets have faced current FCS No. 3 Towson (49-7 loss on Sep. 14) and No. 1 North Dakota State (3-0 on Sep. 28) this season. Towson is 6-0, while North Dakota State, the defending FCS champ, is 5-0 this year.

Delaware State's three ranked opponents (North Dakota State, Towson, Bethune-Cookman) have a combined record of 19-1. The only defeat among the three is Bethune-Cookman's loss to FBS Florida State on Sep. 28.

HOMECOMING SUCCESS

Delaware State has enjoyed a fair amount of success on its homecoming in recent years. Since 1969, the Hornets are 32-12 on homecoming Saturday. DSU had a 10-game homecoming win streak from 1982 to '91; and a six-game streak from 1975 to '80.

The Hornets defeated North Carolina A&T 24-0 in last year's homecoming game.

NATIONAL POLLS

2013 Sports Network/FCS Top-25 (Oct. 7 poll)

Team (First-place votes); 2013 Record; Points; Prev. rank

1. North Dakota State Bison (157)	5-0 3925 1
2. Sam Houston State Bearcats	4-1 3665 2
3. Towson Tigers	6-0 3657 3
4. Northern Iowa Panthers	4-1 3283 4
5. Eastern Illinois Panthers	4-1 3272 5
6. Eastern Washington Eagles	3-2 3124 6
7. Montana State Bobcats	4-2 2902 8
8. Coastal Carolina Chanticleers	5-0 2653 9
9. McNeese State Cowboys	5-1 2475 11
10. Fordham Rams	6-0 2451 12
11. Montana Grizzlies	4-1 2433 10
12. Wofford Terriers	3-2 1738 17
13. South Dakota State Jackrabbits	3-3 1660 7
14. Maine Black Bears	5-1 1533 23
15. Villanova Wildcats	3-2 1490 20
16. Bethune-Cookman Wildcats	4-1 1391 21
17. Lehigh Mountain Hawks	4-1 1255 13
18. Youngstown State Penguins	5-1 1178 NR
19. Northern Arizona Lumberjacks	3-2 1111 15
20. Central Arkansas Bears	2-3 870 14
21. James Madison Dukes	4-2 646 NR
22. Georgia Southern Eagles	3-2 636 16
23. Samford Bulldogs	4-2 592 NR
24. Jacksonville State Gamecocks	5-1 508 NR
25. New Hampshire Wildcats	1-3 424 19

Others receiving votes: Tennessee State 372, Cal Poly 234, Charleston Southern 223, Delaware 220, Yale 201, Gardner-Webb 157, UT Martin 101, South Carolina State 90, William & Mary 88, Harvard 87, Southern Illinois 78, Richmond 66, Southeastern Louisiana 64, Southern Utah 48, Murray State 31, Chattanooga 30, North Dakota 20, Illinois State 14, North Carolina A&T 10, Jackson State 7, Stony Brook 5, Western Illinois 4, Portland State 1, Alcorn State 1, Eastern Kentucky 1

Heritage Sports Radio Network Black College Football FCS Poll (Oct. 7 poll)

Team (First-place votes); 2013 Record; Points; Prev. rank

1. Tennessee State Tigers (14)	5-1 186 1
2. Bethune-Cookman Wildcats (5)	4-1 174 2
3. Alabama State Hornets	4-2 141 4
4. South Carolina State Bulldogs	4-2 131 6
5. Jackson State Tigers	4-2 119 5
6. Prairie View A&M Panthers	4-2 96 7
7. North Carolina A&T Aggies	3-1 93 3
8. Alcorn State Braves	4-2 62 8
9. North Carolina Central Eagles	3-2 55 9
10. Norfolk State Spartans	2-3 23 NR

Others receiving votes: Southern 20, Mississippi Valley State 16, Alabama A&M 13.

Sheridan Broadcast Network HBCU Poll (Oct. 7 poll)

Team (First-place votes) 2013 Record

1. Bethune-Cookman Wildcats (29)	4-1 299 1
2. Tennessee State Tigers	4-1 268 3
3. South Carolina State Bulldogs	4-2 234 5
4. Winston-Salem State Rams (1)	4-1 176 4
5. North Carolina A&T Aggies	3-1 171 2
6. Prairie View A&M Panthers	5-1 167 6
7. Jackson State Tigers	4-2 132 7
8. Alabama State Hornets	4-2 97 9
9. Tuskegee Golden Tigers	4-1 72 8
10. North Carolina Central Eagles	3-2 43 NR

Others receiving votes (in order of points): Alcorn State 36, Johnson C. Smith 24, Virginia State 19, Lane College 13, Norfolk State 10.

HORNETS EIGHTH IN MEAC PRESEASON POLL

Delaware State has been picked to finish eighth in the 2013 Mid-Eastern Athletic Conference football standings, according to a poll of league head coaches and sports information representatives announced at the annual MEAC Kickoff Luncheon in Norfolk, Va.



The Hornets received a total of 201 points in the preseason poll. Bethune-Cookman is the overwhelming favorite to win its second straight MEAC championship. The Wildcats collected 16 of 21 first place votes and 480 points in the poll.

Delaware State exceeded the preseason MEAC expectations in 2012. The Hornets were tied for third in the final standings with a 5-3 record after a 10th place prediction in the preseason poll last season.

"The preseason polls are good for conversation, but what happens on the field is all that matters," said Delaware State third-year head coach Kermit Blount. "We lost a number of key players from last year, but we have a solid group of veterans returning and some promising newcomers. There are a lot of question marks on our team, and we have great deal of work to do to get ready for the new season."

South Carolina State, North Carolina A&T, North Carolina Central and Florida A&M round out the top five in the 2013 MEAC preseason poll.

2013 MEAC Predicted Order of Finish

1. Bethune-Cookman (16)	480
2. So. Carolina State (2)	365
3. No. Carolina A&T	302
4. No. Carolina Central	260
5. Florida A&M	250
6. Howard	227
7. Norfolk State (1)	222
8. Delaware State	201
9. Hampton (1)	196
10. Morgan State	106
11. Savannah State (1)	52

5 HORNETS NAMED TO PRESEASON ALL-MEAC 1ST TEAM

Five Delaware State players were selected to the preseason All-MEAC First Team: LB **Ernest Adjei** (sr.); DL **Rodney Gunter**; DB **Terrick Colston** (so.); C **Brandon Cunningham** (sr.); and RB **Malcolm Williams**.

Adjei, a 2012 All-MEAC First Team pick, Adjei was tied for sixth in the MEAC in tackles at 8.5 per-game last season (93 total).

Gunter was a 2012 All-MEAC Second Team selection. He was tied for seventh in the MEAC in sacks (0.5 pg; 5.5 total) and tops among DSU defensive linemen with 49 tackles (27 solo) last season.

Colston, a 2012 Jerry Rice Award nominee (top FCS freshman), was second on the Hornets and fifth in the MEAC in tackles (8.6 pg; 95 total) a year ago.

A 2012 All-MEAC Second Team selection, Cunningham is the lone returning starter on the Hornets' offensive line.

Williams is the Hornets' top returning rusher with 437 yards despite missing two games due to an ankle injury in 2012. He had two 100-yard games last season, including 120 vs. FBS Cincinnati.

Delaware State free safety Davon Moore (jr.) was named to the 2013 preseason All-MEAC Second Team. A 2012 All-MEAC First Team pick, Moore was third in the league in tackles (8.8 pg; 97 total) and tied for third with four interceptions in 2012. His 175 interception return yards were tops in the MEAC and second among all FCS players last season.

Florida A&M quarterback Damien Fleming and Bethune-Cookman running back Isidore Jackson were selected as the MEAC's 2013 Preseason Co-Offensive Players-of-the-Year; while Bethune-Cookman linebacker Jarkevis Fields was named as the top defensive player.

MID-EASTERN ATHLETIC CONFERENCE

2013 Standings

Standings	MEAC	Pct.	Overall	Pct.
SC State	2-0	1.000	4-2	.667
Norfolk State	2-0	1.000	2-3	.400
Bethune-Cookman	1-0	1.000	4-1	.800
N.C. Central	1-0	1.000	3-2	.600
North Carolina A&T	1-1	.500	3-1	.750
Delaware State	1-1	.500	1-4	.200
Morgan State	1-1	.500	1-5	.167
Florida A&M	0-1	.000	1-4	.200
Hampton	0-1	.000	0-5	.000
Howard	0-2	.000	1-4	.200
Savannah State	0-2	.000	1-5	.167

2012 Final Standings

	MEAC	Pct.	Overall	Pct.
	W-L		W-L	
Bethune-Cookman	8-0	1.000	9-3	.750
Howard	6-2	.750	7-4	.636
North Carolina Central	5-3	.625	6-5	.545
Delaware State	5-3	.625	6-5	.545
North Carolina A&T	5-3	.625	7-4	.636
South Carolina State	4-4	.500	5-6	.455
Florida A&M	4-4	.500	4-7	.364
Hampton	3-5	.375	3-7	.300
Norfolk State	2-6	.250	4-7	.364
Morgan State	2-6	.250	3-8	.273
Savannah State	0-8	.000	1-10	.091



2013 Preseason All-MEAC First Team

Offense

QB	Damien Fleming	Florida A&M	Jr.
RB	Isidore Jackson	Bethune-Cookman	Sr.
RB	Malcolm Williams	Delaware State	Jr.
RB	James Owens	Florida A&M	r-Sr.
TE	Joseph Hawkins	Norfolk State	r-Sr.
WR	Lenworth Lennon	Florida A&M	r-Jr.
WR	Simon Hewyard	Savannah State	Sr.
C	Brandon Cunningham	Delaware State	r-Sr.
OL	Alex Monroe	Bethune-Cookman	Sr.
OL	Kevin House	Florida A&M	r-Jr.
OL	Zerrie Patterson	Florida A&M	So.
OL	Joshua Matthews	Howard	Sr.

Defense

DL	LeBrandon Richardson	Bethune-Cookman	Jr.
DL	Damon Gresham Chisholm	Howard	So.
DL	Rodney Gunter	Delaware State	Jr.
DL	Javon Hargrave	SC State	So.
LB	Jarkevis Fields	Bethune-Cookman	Sr.
LB	Ernest Adjei	Delaware State	Sr.
LB	Lynden Trail	Norfolk	r-Jr.
DB	Terrick Colston	Delaware State	So.
DB	Nick Addison	Bethune-Cookman	Jr.
DB	Julien David	Howard	Sr.
DB	D'Vonte Graham	NCA&T	Sr.
P	Nick Belcher	SC State	r-Sr.
PK	Chase Varnadore	Florida A&M	r-So.
Ret.	D'Vonte Gram	NCA&T	Sr.

Preseason Co-Offensive Players of the Year

Damien Fleming (QB) - Florida A&M
Isidore Jackson (RB) - Bethune-Cookman

Preseason Defensive Player of the Year

Jarkevis Fields (LB) - Bethune-Cookman

2013 DSU Preseason All-MEAC Second Team

DB Davon Moore Jr.

2013 DSU Preseason All-MEAC Third Team

RB Dae-Hon Cheung So.
DL Chikezie Ukeje Sr.
DB Joe Boyd Sr.

This Week in the MEAC

THIS WEEK IN THE MEAC

Thu., Oct. 10
South Carolina State at N.C. Central 7:30 p.m. (ESPNU)

Sat., Oct. 12

Norfolk State at Delaware State 2:00 p.m.
Bethune-Cookman at Howard 1:00 p.m.
NCA&T at Hampton 2:00 p.m.
Florida A&M at Savannah State 6:00 p.m.

All Times Eastern

Last Week's MEAC Results

Bethune-Cookman	21	Delaware State	7
Norfolk State	26	Savannah State	24
SC State	29	NCA&T	24
Morgan State	34	Florida A&M	21
NC Central	37	Howard	28

MEAC Players-of-the-Week

(for Oct. 5, 2013 games)

	Name	School	Pos
Offense	Seth Higgins	MSU	QB
Defense	Cody Acker	MSU	LB
Offensive Line	Karim Barton	MSU	OL
Rookie	Cameron Marouf	NSU	PK
Special Teams	Adrian Wilkins	NCCU	KR

DELAWARE STATE HEAD COACH KERMIT BLOUNT



Blount is making good on his promise to rebuild the Delaware State University football program.

The 2013 season will mark Blount's third with the Hornets. During his second year at the school, he led DSU to a 6-5 overall record, the team's first winning mark since 2007 and a three-game improvement from the previous season. The 2012 Hornets also posted five Mid-Eastern Athletic Conference (MEAC) wins, four more than the previous year.

Delaware State University quarterback Nick Elko was selected as the 2012 MEAC Offensive Player-of-the-Year, while Travis Tarpley (WR), Justin Wilson (WR), Nail Muradymov (OL), Ernest Adjei (LB) and Davon Moore (DB) were also named to the All-MEAC First Team

In addition, Moore was named to the 2012 College Sports Information Directors and Football Championship Subdivision Athletic Directors All-Academic Teams.

Despite a 3-8 record in Blount's first season with the Hornets, the team showed noticeable improvement on the field and in the classroom. DSU closed out the 2011 season with a 39-36 win over Howard, which featured one of the nation's stingiest defenses entering the contest. The Hornets racked up 412 total yards, including 324 by the pass during the game. The Bison were third among all FCS schools in pass defense (141.3 ypg) and fourth in total defense (288.5 ypg) prior to the contest.

Blount's 2011 Delaware State team was also the most disciplined in the MEAC. The Hornets were No. 1 in the league in fewest penalties (67) and penalty yards (570) last season.

In the classroom, 13 members of the 2011 Hornets earned MEAC Commissioner's All-Academic recognition. The team's combined grade point average also improved by 0.75 percentage points during the season.

Blount has nearly 30 years of collegiate coaching experience, including 16 as the head football coach for Winston-Salem State University in North Carolina.

It didn't take long for Blount to earn the respect of the Hornet players and the Delaware State University family. He quickly became an ambassador for the University and the football program throughout the region, in addition to establishing new academic, training, practice and accountability policies for the team.

Along the way, he found time to attract a top-notch staff of assistant coaches and support personnel to DSU.

Despite just a few weeks to prepare, Blount also directed the Hornets to a successful 2011 spring camp, during which time, new offensive and defensive formations were installed.

During his tenure at Winston-Salem, Coach Blount had a career record 91-87-3, which included his final 2009 season with the Rams in which he led the team to an 8-2 record. He guided the Rams to two Central Intercollegiate Athletic Association (CIAA) Championships and a total of three CIAA Championship game appearances. He also led Winston-Salem to two Pioneer Bowl appearances, one of which the team emerged as the victor (1999).

Blount is the winningest coach in the history of the Winston-Salem State football program. In fact, he reached the top of the list with a 28-27 come-from-behind win against Delaware State in Dover, Del., in 2008. He also led the Rams to 25 percent of their conference championships, directing WSSU to two of its eight conference titles as a head coach and to two more conference titles as a quarterback on the team's 1977 and 1978 squads.

Blount was honored as the CIAA Coach of the Year and as the Washington D.C. Pigskin Coach of the Year, as well as the 100% Wrong Club Coach of the Year - each award in both 1999 and 2000.

Throughout his coaching career, Blount has been associated with programs that have experienced phenomenal success. In all, he has been in a leadership role with teams that have won a total of six conference titles at both the NCAA Division I and Division II levels.

Blount began his coaching career in his home state of Virginia at Armstrong Kennedy High School in Richmond as a quarterbacks coach and assistant offensive coordinator. Following two seasons at the high school level Blount moved on to the collegiate ranks in 1983.

In 1983 he became a graduate assistant and assistant quarterbacks coach at East Carolina University where he would begin his collegiate coaching career.

Following his stint with the Pirates, Blount joined the staff at Howard University, where he assumed the responsibilities of offensive coordinator from 1984-89 under Bison head coach Willie Jeffries.

Soon after his arrival in the nation's capital, Blount's presence was felt as he directed a potent Bison offense to the 1987 Mid-Eastern Athletic Conference (MEAC) Championship. Following his time at Howard, he spent four more years as part of Jeffries' staff at South Carolina State University (MEAC) in Orangeburg, South Carolina before returning to his alma mater, Winston-Salem State University, as the head football coach in 1993.

During his coaching career, Blount and his coaching staffs have been responsible for recruiting and coaching student-athletes that have earned a total of 106 all-conference selections. In addition, Blount has guided a pair of conference player-of-the-year recipients, one All-America selection and a two-time Academic All-America honoree.



DELAWARE STATE HEAD COACH KERMIT BLOUNT, cont.

His focus on academics resulted in more than 20 percent of Winston-Salem State University football scholarship student-athletes earning above a 3.0 GPA during the 2007-08 academic year and 22 football players have been named to the Mid-Eastern Athletic Conference Commissioner's All-Academic team over the span of the last two seasons.

Not only has Blount helped to shape the futures of former student-athletes at WSSU, he has also helped to guide the careers of countless assistant coaches and coordinators. Blount has helped four of his former assistant coaches move on to successful head coaching careers at the collegiate level.

A 1980 graduate of Winston-Salem State University, Blount enjoyed a fruitful playing career as a Ram. As a four-year starter at quarterback at WSSU, Blount guided the Rams to back-to-back CIAA titles in 1977 and 1978 earning all-conference and All-America honors along the way. The 1978 All-American sat atop the WSSU record books for more than 25 years before his 3,330 career passing yards were surpassed in 2004.

A native of Richmond, Va., Blount has a Bachelor of Science in Health and Physical Education from Winston-Salem State University.

Kermit and wife Ava have two grown children, April and Bryan.

Blount vs. All-Opponents

Bethune-Cookman	2-3
Bowie State	5-3
Carson-Newman	1-3
Catawba	0-4
Cincinnati	0-1
Coastal Carolina	0-2
Delaware	0-3
Delaware State	1-2
Elizabeth City State	7-3
Fayetteville State	8-5-1
Florida A&M	1-5
Fort Valley State	2-0
Grambling State	0-2
Hampton	3-4
Howard	3-5
Johnson C. Smith	12-1
Livingstone	9-3-1
Morgan State	3-3
North Carolina A&T	2-10
North Carolina Central	9-9
North Dakota State	0-1
Norfolk State	2-6-1
Savannah State	3-1
Shaw	1-0
South Carolina State	2-7
Southern Ill.-Carbondale	0-1
St. Augustine's	4-0
Towson	0-1
Tuskegee	1-3
UC Davis	0-1
Virginia Military Institute	2-0
Virginia State	5-6
Virginia Union	11-4
West Virginia Tech.	1-0
Wofford	1-0

TOTAL 101-104-3

WINNING % (.486)

Bold indicates 2013 opponent

KERMIT BLOUNT YEAR-BY-YEAR

1993 WSSU 6-4-1	.545
1994 WSSU 6-5	.545
1995 WSSU 4-4-2	.400
1996 WSSU 4-7	.364
1997 WSSU 6-4	.600
1998 WSSU 5-5	.500
1999 WSSU 8-3*	.727
2000 WSSU 9-3*	.750
2001 WSSU 8-3	.727
2002 WSSU 4-6	.400
2003 WSSU 7-3	.700
2004 WSSU 4-6	.400
2005 WSSU 6-4	.600
2006 WSSU 4-7	.364
2007 WSSU 6-5	.545
2008 WSSU 3-8	.273
2009 WSSU 1-10	.091
2011 DSU 3-8	.273
2012 DSU 6-5	.600
2013 DSU 1-4	.200

TOTAL 101-104-3 (.486)

* Denotes CIAA Champions

DELAWARE STATE HEAD COACH KERMIT BLOUNT, cont.

KERMIT BLOUNT'S YEAR-BY-YEAR RESULTS

1993 to 2009 at Winston-Salem State

1993 (6-4-1)

at Elizabeth City	47-6 W
North Carolina A&T	49-21 L
at Howard	31-10 L
at Livingstone	35-20 W
at Fayetteville State	20-17 W
Norfolk State	54-54 T
North Carolina Central	46-28 W
at Bowie State	24-13 L
Johnson C. Smith	23-6 W
at Virginia Union	35-27 W
Virginia State	48-28 W

1994 (6-5)

vs. S. Carolina State	48-27 L
at North Carolina A&T	53-7 L
at Johnson C. Smith	51-25 W
Livingstone	17-12 W
Fayetteville State	39-28 L
at Norfolk State	50-48 L
Bowie State	40-14 W
at North Carolina Central	21-6 W
Wofford	23-10 W
Virginia Union	56-14 W
vs. Virginia State	38-35 L

1995 (4-4-2)

Ft. Valley State	33-6 W
North Carolina A&T	45-21 L
Elizabeth City	21-19 L
at Livingstone	17-17 T
at Fayetteville State	17-17 T
Johnson C. Smith	28-12 W
North Carolina Central	42-19 L
at Bowie State	20-7 L
at Virginia Union	43-0 W
Virginia State	20-14 W

1996 (4-7)

at Ft. Valley State	15-10 W
at North Carolina A&T	31-7 L
at Elizabeth City	14-11 L
at Southern Illinois	48-18 L
Fayetteville State	6-0 W
Livingstone	39-6 L
at North Carolina Central	28-0 L
at Virginia State	17-15 L
at Johnson C. Smith	14-6 L
Virginia Union	21-14 W
Norfolk State	13-7 W

1997 (6-4)

North Carolina A&T	27-7 L
Savannah State	27-24 W
at Virginia Union	13-6 W
at Fayetteville State	18-16 L
at Livingstone	41-7 L
North Carolina Central	30-29 L
Virginia State	21-12 W
Johnson C. Smith	40-7 W
Elizabeth City	48-0 W
at Bowie State	21-0 W

1998 (5-5)

at Catawba	10-7 L
at North Carolina A&T	20-12 L
Virginia Union	21-0 W
Fayetteville State	17-14 W
Livingstone	38-33 L
at North Carolina Central	43-8 W
at Virginia State	41-22 L
at Johnson C. Smith	29-19 W
at Elizabeth City	28-6 W
vs. Grambling State	35-28

1999 CIAA Champs (8-3)

Catawba	17-14 L
North Carolina A&T	20-7 L
at Virginia Union	17-0 W
at Fayetteville State	44-0 W
vs. Livingstone	34-0 W
North Carolina Central	20-7 W
Virginia State	17-14 W
Johnson C. Smith	25-6 W
Elizabeth City State*	21-6 W
vs. Grambling State	25-23 L
vs. Tuskegee\$	23-7 W

* CIAA Championship
\$ Pioneer Bowl

2000 CIAA Champs (9-3)

at South Carolina State	39-28 W
Bowie State	40-6 W
at Hampton	40-6 L
Virginia Union	34-19 W
Fayetteville State	28-14 W
Livingstone	28-7 W
at North Carolina Central	28-19 W
at Virginia State	20-13 L
at Johnson C. Smith	44-12 W
at Elizabeth City State	44-0 W
vs. Virginia Union*	31-28 W
vs. Tuskegee**	12-9 L

* CIAA Championship

** Pioneer Bowl

2001 (8-3)

Carson-Newman	27-16 W
at Tuskegee	30-23 L
at Bowie State	17-14 W
at Virginia Union	24-22 L
at Fayetteville State	14-2 W
at Livingstone	31-0 W
North Carolina Central	14-0 W
Virginia State	44-10 W
Johnson C. Smith	17-0 W
Elizabeth City State	45-6 W
Virginia Union*	31-24 L
CIAA Championship	

2002 (4-6)

at Carson-Newman	47-35 L
Tuskegee	36-15 L
at Bowie State	24-12 W
Virginia Union	18-15 L
Fayetteville State	30-26 L
Livingstone	23-6 W
at North Carolina Central	23-12 W
at Virginia State	12-7 L
at Johnson C. Smith	49-0 W
at Elizabeth City State	15-14 L

2003 (7-3)

Carson-Newman	21-14 L
vs. Ft. Valley State	27-21 W
Virginia State	33-27 W
at West Virginia Tech.	35-33 W
at Virginia Union	29-17 L
at Fayetteville State	22-14 L
at Livingstone	42-23 W
North Carolina Central	47-0 W
Johnson C. Smith	38-0 W
St. Augustine's	54-19 W

DSU ALL-TIME COACHING WINS

Bill Collick (1985-96)	81
Edward Jackson (1933-45; 53-55)	47
Al Lavan (2004 — present)	41
Arnold Jeter (1967-74)	25
Joe Purzycki (1981-84)	21
Edmond Wyche (1975-80)	18
Bennie J. George (1956-59)	17
Ben Blacknall (2000-2003)	16
Thomas Conrad (1946-49)	15
Roy D. Moore (1961-64)	15

DELAWARE STATE HEAD COACH KERMIT BLOUNT, cont.**KERMIT BLOUNT'S YEAR-BY-YEAR RESULTS****2004 (4-6)**

at Carson-Newman	48-32 L
Ft. Valley State	21-19 L
Tusculum	37-20 L
Virginia Union	20-13 W
at Bowie State	7-6 L
Fayetteville State	21-14 L
Livingstone	31-21 W
at North Carolina Central	35-33 L
at Johnson C. Smith	31-20 W
at St. Augustine's	31-13 W

2005 (6-4)

Catawba College	20-10 L
at Howard	20-6 L
at South Carolina State	52-12 L
Elizabeth City State	24-23 W
at Virginia Union	31-0 W
at Fayetteville State	26-24 W
at Livingstone	42-14 W
North Carolina Central	20-17 L
Johnson C. Smith	28-9 W
Saint Augustine's	35-33 W

2006 (4-7)

at Catawba College	21-7 L
at North Carolina A& T	41-14 W
South Carolina State	35-6 L
at Florida A&M	25-21 L
Coastal Carolina	31-12 L
Howard	12-0 W
at Bethune-Cookman	10-6 L
at Savannah State	38-6 W
at #17 Hampton	13-3 L
Saint Augustine's	26-6 W
at Norfolk State	31-14 L

2007 (6-5)

North Carolina A&T	28-7 W
at Coastal Carolina	28-21 L
at Morgan State	19-17 W
at South Carolina State	20-7 L
at Howard	24-21 (ot) L
vs. Florida A&M	27-23 W
at Bethune-Cookman	14-9 W
Hampton	20-19 W
#13 Delaware State	23-20 L
North Carolina Central	35-10 W
Norfolk State	23-20 L

2008 (3-8)

at North Carolina A&T	14-8 L
Savannah State	16-13 L
Morgan State	21-7 L
South Carolina State	43-17 L
Howard	34-10 W
at Florida A&M	23-0 L
Bethune-Cookman	27-6 L
at Hampton	35-30 W
at Delaware State	27-26 W
at North Carolina Central	23-16 L
Norfolk State	17-14 L

2009 (1-10)

North Carolina A&T	19-10 L
Florida A&M	34-10 L
Morgan State*	16-10 L
at South Carolina State	27-10 L
at Howard	7-3 L
at UC Davis	45-14 L
at Bethune-Cookman	16-10 W
Hampton	16-13 L
Delaware State	24-21 L
North Carolina Central	18-10 L
at Norfolk State	28-21 L

*Giants Stadium - E. Rutherford, N.J.

at Delaware State**2011 (3-8)**

at VMI	24-21 W
SHAW	31-27 W
at Delaware	0-45 L
at SC State	0-69 L
at Florida A&M	7-34 L
NORFOLK STATE	21-38 L
at NCA&T	24-42 L
MORGAN STATE	0-12, L
NC CENTRAL	7-14, L
at Hampton	6-42, L
HOWARD	39-36, W

2012 (6-4)

VMI	17-10, W
at Delaware	38-14, L
at Cincinnati	7-23, L
FLORIDA A&M*	22-24, L
at Norfolk State*	20-17, W
SC STATE*	31-17, W
NCA&T*	24-0, W
at Morgan State*	28-23, W
at NC Central*	23-20, L (OT)
HAMPTON	35-27, W
at Howard	34-41, L

2013 (1-4; 1-1 MEAC)

at Delaware	21-42, L
at Towson	7-49, L
at No. Dakota State	0-51, L
at Savannah State*	24-22, W
BETHUNE-COOKMAN	7-21, L

DELAWARE STATE UNIVERSITY ATHLETICS 2013 FOOTBALL DEPTH CHART

(As of Sep. 25, 2013)

OFFENSE

X/WR 11-Milton Williams (jr.; 6-3/200)
80-Morris Frasier (r-so.; 6-2/210)

Z/WR 15-Joseph "Bo" Ceravolo (r-so.; 6-1/190)
81- Tiyahnn Bryant (fr.; 6-2/180)

LT 79-Dimitri Hill (so.; 6-5/325)
72-Keevon Prather (r-fr.; 6-3/290)

LG 74-Clark McCready (so.; 6-4/275)
64-Xavier Jones (r-fr.; 6-2/300)

C 77- Ernest Mengoni (fr.; 6-3/285)
55-Patrick Phillips (fr.; 6-0/285)

RG 78-Sal Carrero (jr.; 6-5/315)
68-Ernest Mengoni (fr.; 6-3/285)

RT 73-Jerron Searles (r-fr.; 6-5/270)
72-Keevon Prather (r-fr.; 6-3/290)

WR 4-Malik Golson (r-fr.; 5-9/180)
7-Aris Scott (fr.; 5-11/180)

WR 87-Robert King (r-jr.; 6-0/180)
88-Gabe Sherrod (r-fr.; 6-3/210)

RB 2-Malcolm Williams (jr.; 5-11/175)
30--Dae-Hon Cheung (so.; 5-10/170)

QB 6-Cory Murphy (sr.; 6-2/205)
16-Esayah Obado (r-fr.; 6-3/210)

PK 35-Mitchell Ward (jr.; 6-1/180)
39-Jeremiah McGeough (fr.; 6-1/170)

P 83-Marco Kano (sr.; 6-6/240)
39-Jeremiah McGeough (fr.; 6-1/170)

HLD 83-Marco Kano (sr.; 6-6/240)
6-Cory Murphy (sr.; 6-2/205)

DEFENSE

END 95-Rodney Gunter (jr.; 6-5/305)
93-Nick Nelson (r-fr.; 6-4/245)

NOSE 96-Chikeze Ukeje (sr.; 6-3/290)
98-Jamal Douglas (jr.; 6-1/295)

DT 92-Frankie Glenn (so.; 6-3/300)
97-Tarique Anderson (so.; 6-5/250)

END 90-Corey Barnes (so.; 6-4/260)
97-Tarique Anderson (so.; 6-4/250)

LB 53-Ernest Adjei sr.; 6-0/230
54-Stewart Carey (jr.; 6-0/230)

LB 48-Elbie Williams (jr.; 6-0/230)
56-Mike Davis (r-jr.; 5-11/205)

ROVR 21-Joe Boyd (sr.; 6-0/195)
17-Rashawn Barrett (so.; 6-1/200)

FREE 44-Davon Moore (jr.; 5-11/205)
20-Kevin Rowan (fr.; 6-1/180)

HRNT 29-Terrick Colston (so.; 6-1/190)
26-Gary Melton (fr.; 5-10/175)

CB 32-Cameren Judge (jr.; 5-10/180)
24-Willie Burton (fr.; 5-9/165)

CB 19-J.R. Robinson (so.; 5-11/185)
36-Cory Scott (jr.; 6-1/190)

SPECIALISTS

LS 63-Brandon Cunningham (r-sr.; 6-2/285)
94-Keith Hunter (sr.; 6-2/230)
77-Ernest Mengoni (fr.; 6-2/285)

KOR 2-Malcolm Williams (jr.; 5-10; 175)
11-Milton Williams (jr.; 6-3, 200)
7-Aris Scott (fr.; 5-11, 180)
4-Malik Golson (r-fr.; 5-9/180)

PR 2-Malcolm Williams (jr.; 5-10/175)
4-Malik Golson (r-fr.; 5-9/180)
11-Milton Williams (jr.; 6-3/200)

PRONUNCIATION GUIDE

4	Malik Golson	Muh-leek	53	Ernest Adjei	Ah-jay
5	Jamaal Jackson	Juh-mehl	72	Keevon Prather	Kee-vahn Prath-er
7	Aris Scott	Air-es	77	Ernest Mengoni	Men-go-nee
15	Joseph Ceravolo	Sare-ah-vah-lo	78	Sal Carrero	Kuh-rare-oh
16	Esayah Obado	Ee-sy-ah Oo-bah-doh	79	Dimitri Hill	Duh-mee-tree
25	Nagee Jackson	Nah-jee	81	Tiyahnn Bryant	Ty-ahn
29	Terrick Colston	Tare-ick	83	Marco Kano	Kay-noh
30	Dae-Hon Cheung	Day-hahn Chee-ung	96	Chikezie Ukeje	Chuh-kee-zee Uh-kay-zee
39	Jeremiah McGeough	Muh-gee-oh	99	Shubasz Gordon	Shuh-bazz

2013 DELAWARE STATE UNIVERSITY FOOTBALL ROSTER**Numerical**

No.	Name	POS	HT/WT	YR	HOMETOWN/PREVIOUS SCHOOL
2	Malcolm Williams	RB	5-10/175	JR	Reading, Pa./Reading Senior HS
4	Malik Golson	WR	5-9/180	r-FR	San Diego, Cal./Smyrna HS
5	Jamaal Jackson	RB	5-9/175	r-SO	Wilmington, Del./Nassau CC
6	Cory Murphy	QB	6-1/205	SR	Santa Clara, Cal./Foothill JC
7	Aris Scott	WR	5-11/180	FR	Harrisburg, Pa./Central Dauphin East HS
8	Emmett Hunt	QB	6-1/215	FR	Coatesville, Pa./Coatesville HS
10	Willie Bolden	DB	6-1/205	r-FR	Brunswick, Ga./Brunswick HS
11	Milton Williams	WR	6-3/200	JR	Washington, D.C./Frederick Douglas HS
12	Garrison Duncan	QB	6-2/215	FR	Kernersville, N.C./E. Forsyth HS
15	Joseph "Bo" Ceravolo	WR	6-0/190	r-SO	Venice, Fla./Venice HS
16	Esayah Obado	QB	6-3/210	r-FR	Hamilton, N.J./Nottingham HS
17	Rashawn Barrett	DB	6-1/200	SO	Montclair, N.J./Montclair HS
18	Marlon Kelly	WR	6-2/195	r-SO	Miami, Fla./Dr. Krop HS
19	Ronald "JR" Robinson	DB	5-11/185	SO	Jersey City, N.J./St. Peter's Prep
20	Kevin Rowan	DB	6-1/180	FR	Bladensburg, Md./Bladensburg HS
21	Joe Boyd	DB	6-0/195	SR	Ft. Washington, Md./Friendly HS
22	Lamar Shaw	RB	5-9/230	r-JR	Mt. Vernon, N.Y./Mot Vernon HS
23	Trey Hall	RB	5-11/195	r-FR	Beaver Falls, Pa./Beaver Falls HS
24	Willie Burton	DB	5-9/165	FR	Washington Twp., N.J./Timber Creek HS
25	Nagee Jackson	RB	6-2/220	SO	Gainesville, Ga./Fork Union M.A.
26	Gary Melton, Jr.	DB	5-10/175	FR	Trenton, N.J./Cedar Creek HS
27	Kevin Jocelyn	RB	5-9/175	r-FR	Spring Valley, N.Y./Ramapo HS
28	Isaiah Simpson	DB	5-11/185	SO	New Brunswick, N.J./New Brunswick HS
29	Terrick Colston	DB	6-1/190	SO	Lakeland, Fla./Kathleen HS
30	Dae-Hon Cheung	RB	5-10/170	SO	Coatesville, Pa./Coatesville HS
32	Cameren Judge	DB	5-10/180	JR	New Britain, Conn./Lackawanna JC
35	Mitchell Ward	PK	6-1/180	JR	Binghamton, Eng./Dougherty HS (Cal.)
36	Cory Scott	DB	6-1/190	JR	Mt. Vernon, N.Y./Mt. Vernon HS
39	Jeremiah McGeough	P/PK	6-1/170	FR	Danville, Va./Geo. Washington HS
40	Justin Watson	LB	5-11/245	FR	Newark, Del./Eastern Christian Acad.
41	Alex Wright	FB	5-10/230	FR	Richmond, Va./Benedictine HS
43	Raphael Whittingham	LB	6-3/205	FR	Brooklyn, N.Y./Canarsie HS
44	Davon Moore	DB	5-11/205	JR	Mt. Vernon, N.Y./Mt. Vernon HS
45	Alex Perry	LB	5-11/225	JR	Jacksonville, Fla./First Coast HS
47	Troye Cornwall	LB	6-0/210	JR	Mt. Vernon, N.Y./Mt. Vernon HS
48	Elbie Williams	LB	6-0/230	JR	Bowie, Md./DeMatha HS
50	Aaron Spencer	DB	6-0/220	FR	Camden, N.J./Woodrow Wilson
52	Brandon Lewis	LB	6-0/230	FR	Georgetown, Del./Sussex Central HS
53	Ernest Adjei	LB	6-0/230	SR	Woodbridge, Va./Gar-Field HS
54	Stewart Carey	LB	6-0/230	JR	Newark, Del./Newark HS
55	Patrick Phillips	OL	6-0/285	FR	Ocean City, Md./Stephen Decatur HS
56	Mike Davis	LB	5-11/205	r-JR	Indian Head, Md./Lackey HS
58	Michael Glass	LB	5-10/205	FR	Laurel, Md./Laurel HS
63	Brandon Cunningham	C	6-2/285	SR	Lumberton, N.J./Rancocas Valley HS
64	Xavier Jones	OL	6-2/300	r-FR	Burlington, N.J./Burlington Twp. HS
68	Denzelle Hill	OL	6-2.330	FR	New Castle, Del./William Penn HS

DSU NUMERICAL ROSTER, cont.

70	Justin Cook	OL	6-4/300	FR	Salisbury, Md./Wicomico HS
72	Keevon Prather	OL	6-3/290	r-FR	Temple Hills, Md./Crossland HS
73	Jerron Searles	OL	6-5/275	r-FR	Atlantic City, N.J./Atlantic City HS
74	Clark McCready	OL	6-4/275	SO	Hollidaysburg, Pa./Hollidaysburg Area HS
76	Darren Helwig	OL	6-5/295	FR	Dover, Del./Smyrna HS
77	Ernest Mengoni	OL	6-3/285	FR	Eynan, Pa./Valley View HS
78	Sal Carrero	OL	6-5/315	JR	Boston, Mass./ASA College (N.Y.)
79	Dimitri Hill	OL	6-5/325	SO	Waldorf, Md./Westlake HS
80	Morris Frasier	WR	6-2/210	r-SO	Felton, Del./Lake Forest HS
81	Tiyahnn Bryant	WR	6-2/180	FR	East Orange, N.J./East Orange Campus
83	Marco Kano	P/DL	6-6/235	SR	Cottbus, Ger./Pueckler-Gymnasium
84	Matt Watson	WR	5-6/160	FR	Dover, Del./Dover HS
85	Nate Ortiz	TE	6-3/225	r-FR	Jersey City, N.J./St. Anthony's HS
87	Robert King	WR	6-0/180	r-JR	Randallstown, Md./Landsdowne HS
88	Gabriel Sherrod	WR	6-3/210	r-FR	Perryville, Md./Perryville HS
89	Jerimiah Williams	WR	6-2/195	FR	Washington, D.C./McKinley Tech HS
90	Corey Barnes	DL	6-4/260	SO	Virginia Beach, Va./Nansemond HS
91	Will Womack	DL	6-4/240	FR	Richmond, Va./Hargrave Military Acad.
92	Frankie Glenn	DL	6-2/300	SO	Titusville, Fla./Astronaut HS
93	Nick Nelson	DL	6-4/245	r-FR	Dumfries, Va./Potomac HS
94	Keith Hunter	DL	6-2/230	SR	Windsor, Conn./Windsor HS
95	Rodney Gunter	DL	6-5/305	JR	Lake Hamilton, Fla./Haines City HS
96	Chikezie Ukeje	DL	6-3/290	SR	Staten Island, N.Y./Port Richmond HS
97	Tarique Anderson	DL	6-5/250	SO	Toronto, Ont./Fork Union Military Acad.
98	Jamal Douglas	DL	6-1/295	JR	Bartow, Fla./Bartow Senior HS
99	Shubasz Gordon	DL	6-3/290	JR	Bloomfield, Conn./Lackawanna JC

Coaching Staff

Head Coach: Kermit Blount (Winston-Salem State, '80) – Third year

Assistants: Nick Calcutta (Millersville, '82) – Assistant Head Coach/Offensive Line/Tight Ends – Sixth year

Arrington Jones (Winston-Salem State, '81) – Offensive Coordinator/QBs – Third year

Michael Ketchum (Guilford, '78) – Defensive Coordinator/LBs – Third year

Curtis Thomas (Delaware State, '96) – Wide Receivers/Special Teams – 14th year

Jeff Braxton (Salisbury State, '87) – Defensive Line – Eighth year

Tory Woodbury (Winston-Salem State, '00) – Running Backs – Third year

Lonnie Teasley (Winston-Salem State, '08) – Safeties – Second Year

Don Jones (Westfield State, 11) – Cornerbacks – First year

Pronunciation Guide

4	Malik Golson	Muh-leek
5	Jamaal Jackson	Juh-mehl
7	Aris Scott	Air-es
15	Joseph Ceravolo	Sare-ah-vah-lo
16	Esayah Obado	Ee-sy-ah Oo-bah-doh
25	Nagee Jackson	Nah-jee
29	Terrick Colston	Tare-ick
30	Dae-Hon Cheung	Day-hahn Chee-ung
39	Jeremiah McGeough	Muh-gee-oh
53	Ernest Adjei	Ah-jay
72	Keevon Prather	Kee-vahn Prath-er
77	Ernest Mengoni	Men-go-nee
78	Sal Carrero	Kuh-rare-oh
79	Dimitri Hill	Duh-mee-tree
81	Tiyahnn Bryant	Ty-ahn
83	Marco Kano	Kay-noh
96	Chikezie Ukeje	Chuh-kee-zee Uh-kay-zee
99	Shubasz Gordon	Shuh-bazz

2013 DELAWARE STATE UNIVERSITY FOOTBALL ROSTER

Alphabetical

No.	Name	POS	HT/WT	YR	HOMETOWN/PREVIOUS SCHOOL
53	Ernest Adjei	LB	6-0/230	SR	Woodbridge, Va./Gar-Field HS
97	Tarique Anderson	DL	6-5/250	SO	Toronto, Ont./Fork Union Military Acad.
90	Corey Barnes	DL/LB	6-4/260	SO	Virginia Beach, Va./Nansemond HS
17	Rashawn Barrett	DB	6-1/200	SO	Montclair, N.J./Montclair HS
10	Willie Bolden	DB	6-1/205	r-FR	Brunswick, Ga./Brunswick HS
21	Joe Boyd	DB	6-0/195	SR	Ft. Washington, Md./Friendly HS
1	Tiyahnn Bryant	WR	6-2/180	FR	East Orange, N.J./East Orange Campus
4	Willie Burton	DB	5-9/165	FR	Washington Twp., N.J./Timber Creek HS
15	Joseph "Bo" Ceravolo	WR	6-0/190	r-SO	Venice, Fla./Venice HS
78	Sal Carrero	OL	6-5/315	JR	Boston, Mass./ASA College (N.Y.)
54	Stewart Carey	LB	6-0/230	JR	Newark, Del./Newark HS
30	Dae-Hon Cheung	RB	5-10/170	SO	Coatesville, Pa./Coatesville HS
29	Terrick Colston	DB	6-1/190	SO	Lakeland, Fla./Kathleen HS
70	Justin Cook	OL	6-4/300	FR	Salisbury, Md./Wicomico HS
47	Troye Cornwall	LB	6-0/210	JR	Mt. Vernon, N.Y./Mt. Vernon HS
63	Brandon Cunningham	C	6-2/285	SR	Lumberton, N.J./Rancocas Valley HS
56	Mike Davis	LB	5-11/205	r-JR	Indian Head, Md./Lackey HS
98	Jamal Douglas	DL	6-1/295	JR	Bartow, Fla./Bartow Senior HS
12	Garrison Duncan	QB	6-2/215	FR	Kernersville, N.C./E. Forsyth HS
80	Morris Frasier	WR	6-2/210	r-SO	Felton, Del./Lake Forest HS
58	Michael Glass	LB	5-10/205	FR	Laurel, Md./Laurel HS
92	Frankie Glenn	DL	6-2/300	SO	Titusville, Fla./Astronaut HS
4	Malik Golson	WR	5-9/180	r-FR	San Diego, Cal./Smyrna HS
99	Shubasz Gordon	DL	6-3/290	JR	Bloomfield, Conn./Lackawanna JC
95	Rodney Gunter	DL	6-5/305	JR	Lake Hamilton, Fla./Haines City HS
23	Trey Hall	RB	5-11/195	r-FR	Beaver Falls, Pa./Beaver Falls HS
76	Darren Helwig	OL	6-5/295	FR	Dover, Del./Smyrna HS
68	Denzelle Hill	OL	6-2.330	FR	New Castle, Del./William Penn HS
79	Dimitri Hill	OL	6-5/325	SO	Waldorf, Md./Westlake HS
8	Emmett Hunt	QB	6-1/215	FR	Coatesville, Pa./Coatesville HS
94	Keith Hunter	DL	6-2/230	SR	Windsor, Conn./Windsor HS
5	Jamaal Jackson	RB	5-9/175	r-SO	Wilmington, Del./Nassau CC
25	Nagee Jackson	RB	6-2/220	SO	Gainesville, Ga./Fork Union M.A.
27	Kevin Jocelyn	RB	5-9/175	r-FR	Spring Valley, N.Y./Ramapo HS
64	Xavier Jones	OL	6-2/300	r-FR	Burlington, N.J./Burlington Twp. HS
32	Cameren Judge	DB	5-10/180	JR	New Britain, Conn./Lackawanna JC
83	Marco Kano	P/DL	6-6/240	SR	Cottbus, Ger./Pueckler-Gymnasium
18	Marlon Kelly	WR	6-2/195	r-SO	Miami, Fla./Dr. Krop HS
87	Robert King	WR	6-1/180	r-JR	Randallstown, Md./Landsdowne HS
52	Brandon Lewis	LB	6-0/230	FR	Georgetown, Del./Sussex Central HS
74	Clark McCready	OL	6-4/275	SO	Hollidaysburg, Pa./Hollidaysburg Area HS
39	Jeremiah McGeough	P/PK	6-1/170	FR	Danville, Va./Geo. Washington HS
26	Gary Melton, Jr.	DB	5-10/175	FR	Trenton, N.J./Cedar Creek HS
77	Ernest Mengoni	OL	6-3/285	FR	Eynan, Pa./Valley View HS
44	Davon Moore	DB	5-11/205	JR	Mt. Vernon, N.Y./Mt. Vernon HS
6	Cory Murphy	QB	6-1/205	SR	Santa Clara, Cal./Foothill JC
93	Nick Nelson	DL	6-4/245	r-FR	Dumfries, Va./Potomac HS

DSU ALPHABETICAL ROSTER, cont.

16	Esayah Obado	QB	6-3/210	r-FR	Hamilton, N.J./Nottingham HS
85	Nate Ortiz	TE	6-3/225	r-FR	Jersey City, N.J./St. Anthony's HS
45	Alex Perry	LB	5-11/225	JR	Jacksonville, Fla./First Coast HS
55	Patrick Phillips	OL	6-0/285	FR	Ocean City, Md./Stephen Decatur HS
72	Keevon Prather	OL	6-3/290	r-FR	Temple Hills, Md./Crossland HS
19	Ronald "JR" Robinson	DB	5-11/185	SO	Jersey City, N.J./St. Peter's Prep
20	Kevin Rowan	DB	6-1/180	FR	Bladensburg, Md./Bladensburg HS
7	Aris Scott	WR	5-11/180	FR	Harrisburg, Pa./Central Dauphin East HS
36	Cory Scott	DB	6-1/190	JR	Mt. Vernon, N.Y./Mt. Vernon HS
73	Jerron Searles	OL	6-5/275	r-FR	Atlantic City, N.J./Atlantic City HS
22	Lamar Shaw	RB	5-9/230	r-JR	Mt. Vernon, N.Y./Mot Vernon HS
88	Gabriel Sherrod	WR	6-3/210	r-FR	Perryville, Md./Perryville HS
28	Isaiah Simpson	DB	5-11/185	SO	New Brunswick, N.J./New Brunswick HS
50	Aaron Spencer	DB	6-0/220	FR	Camden, N.J./Woodrow Wilson
96	Chikezie Ukeje	DL	6-3/290	SR	Staten Island, N.Y./Port Richmond HS
35	Mitchell Ward	PK	6-1/180	JR	Binghamton, Eng./Dougherty HS (Cal.)
40	Justin Watson	LB	5-11/245	FR	Newark, Del./Eastern Christian Acad.
84	Matt Watson	WR	5-6/160	FR	Dover, Del./Dover HS
43	Raphael Whittingham	LB	6-3/205	FR	Brooklyn, N.Y./Canarsie HS
48	Elbie Williams	LB	6-0/230	JR	Bowie, Md./DeMatha HS
89	Jerimiah Williams	WR	6-2/195	FR	Washington, D.C./McKinley Tech HS
2	Malcolm Williams	RB	5-10/175	JR	Reading, Pa./Reading Senior HS
11	Milton Williams	WR	6-3/200	JR	Washington, D.C./Frederick Douglas HS
91	Will Womack	DL	6-4/240	FR	Richmond, Va./Hargrave Military Acad.
41	Alex Wright	FB	5-10/230	FR	Richmond, Va./Benedictine HS

Coaching Staff

Head Coach: Kermit Blount (Winston-Salem State, '80) – Third year

Assistants: Nick Calcutta (Millersville, '82) – Assistant Head Coach/Offensive Line/Tight Ends – Sixth year

Arrington Jones (Winston-Salem State, '81) – Offensive Coordinator/QBs – Third year

Michael Ketchum (Guilford, '78) – Defensive Coordinator/LBs – Third year

Curtis Thomas (Delaware State, '96) – Wide Receivers/Special Teams – 14th year

Jeff Braxton (Salisbury State, '87) – Defensive Line – Eighth year

Tory Woodbury (Winston-Salem State, '00) – Running Backs – Third year

Lonnie Teasley (Winston-Salem State, '08) – Safeties – Second Year

Don Jones (Westfield State, '11) - Cornerbacks – First Year

Pronunciation Guide

4	Malik Golson	Muh-leek
5	Jamaal Jackson	Juh-mehl
7	Aris Scott	Air-es
15	Joseph Ceravolo	Sare-ah-vah-lo
16	Esayah Obado	Ee-sy-ah Oo-bah-doh
25	Nagee Jackson	Nah-jee
29	Terrick Colston	Tare-ick
30	Dae-Hon Cheung	Day-hahn Chee-ung
39	Jeremiah McGeough	Muh-gee-oh
53	Ernest Adjei	Ah-jay
72	Keevon Prather	Kee-vahn Prath-er
77	Ernest Mengoni	Men-go-nee
78	Sal Carrero	Kuh-rare-oh
79	Dimitri Hill	Duh-mee-tree
81	Tiyahnn Bryant	Ty-ahn
83	Marco Kano	Kay-noh
96	Chikezie Ukeje	Chuh-kee-zee Uh-kay-zee
99	Shubasz Gordon	Shuh-bazz

2013 GAMES TO DATE—GAME 1

DELAWARE 42 DELAWARE STATE 21
DELAWARE STADIUM – NEWARK, DEL.
SEP. 7, 2013

For the second year in a row, Delaware State racked up big yardage but fell way short on the scoreboard to the University of Delaware. The Hens defeated the Hornets 42-21 for their fifth win in five meetings between the state's two Division I football programs before 19,316 fans at UD's Tubby Raymond Field. DSU outgained Delaware 456-to-440 and held the advantage in first downs (25-21) and time of possession (36:10-to-23:50); but was plagued by several big plays by the Hens , three turnovers and two missed field goals. Delaware quarterback Trent Hurley was selected as the game's Most Outstanding Player after completing 24-of-31 passes for 328 yards and four touchdowns. Delaware State quarterback Cory Murphy (sr.; Santa Clara, Cal.) connected on 30-of-45 passes for 302 yards and two touchdowns in his Hornets debut. He also led the team with 44 yards rushing on 10 attempts. DSU's Milton Williams (jr.; Washington, D.C.) led all players with 10 catches and 112 receiving yards. Hornet wideout Malik Golson (r-fr.; Dover, Del.) hauled in nine passes for 70 yards and two touchdowns in his first game. After each team was forced to punt on its opening possession of the game, Delaware used a big play to draw first blood. Hurley connected with Michael Johnson on a 55-yard touchdown pass for the game's first score. Sean Baner's extra point gave Delaware a 7-0 lead with 9:19 left in the first quarter. The Hornets responded with two first downs, one on a 22-yard pass from Murphy to Milton Williams, to the UD 44. Two pass later, Murphy and Williams connected on an 11-yard pass play, but Williams fumbled the ball on the tackle and the Hens recovered at the Delaware 28. UD took advantage of the turnover with a long scoring drive to open up a two-touchdown lead. Hurley hit Rob Jones on a five-yard touchdown pass to cap off the 12-play, 72-yard drive. Baner's PAT kick gave the Hens a 14-0 lead with two minutes left in the opening quarter. The Hornets answered with an impressive touchdown drive of their own on the next possession to cut the Hens' lead in half. The 11-play, 75-yard drive was capped off by a four-yard touchdown pass from Murphy to Malik Golson with 11:32 left in the second quarter. It was Murphy's first touchdown pass and Golson's first TD catch with the Hornets. The five-minute-28-second drive featured five first downs, including two on third-down plays. Murphy was 5-for-5 for 46 yards during the drive, including a 19-yard pass to Nagee Jackson to the Delaware three yard line. Mitchell Ward's extra point kick after the touchdown pulled the Hornets to within 14-7 with 11:32 left in the second quarter. Delaware's Michael Johnson returned the ensuing DSU kickoff 40 yards to midfield. Three plays later, Hurley connected with Jones for a 33-yard touchdown pass to give the Hens a 21-7 lead with 10:33 left in the second quarter. After a three-and out by the Hornets on their next possession, Jones struck again on a 62-yard punt return for a touchdown to stretch Delaware's lead to 28-7 with 9:03 left before halftime. Delaware State picked up one first down on its next possession, but was forced to punt. Delaware chewed up 83 yards on seven plays, capped off by a nine-yard touchdown run by Julian Laing, to give the Hens a 35-7 halftime lead. The Hornets scored the only points of the third quarter on the second Murphy to Golson touchdown pass of the game. The 14-play, 81-yard drive was highlighted by first down passes by Murphy of 11 and 17 yards to Joe Ceravolo. The seven-yard scoring pass to Golson came on a fourth down play.

Score by quarters

	1	2	3	4	T
DSU (0-1)	0	7	7	7	21
UD (2-0)	14	21	0	7	42

Scoring Summary

1st Qtr.

UD	09:18	Johnson 55 pass from Hurley (Baner kick)	5-76; 1:41	UD 7 DSU 0
UD	02:00	Jones 5 pas from Hurley (Baner kick)	12-72; 4:46	UD 14 DSU 0

2nd Qtr.

DSU	11:32	Golson 4 pass from Murphy (Ward kick)	11-75; 5:28	UD 14 DSU 7
UD	10:13	Jones 33 pass from Hurley (Baner kick)	3-50; 1:12	UD 21 DSU 7
UD	09:03	Jones 62 punt return (Baner kick)		UD 28 DSU 7
UD	04:32	Laing 9 run (Baner kick)	7-83; 1:44	UD 35 DSU 7

3rd Qtr.

DSU	02:47	Golson 7 pass from Murphy (Ward kick)	14-81; 5:03	UD 35 DSU 14
-----	-------	---------------------------------------	-------------	--------------

4th Qtr.

UD	09:49	Boyle 25 pass from Hurley (Baner kick)	9-80; 3:03	UD 42 DSU 14
DSU	02:11	Obado 18 fumble return (Ward kick)		UD 42 DSU 21

Team Statistics

	DSU	UD
First Downs	25	21
Rushes-Yards (net)	27-99	29-128
Passing yards (net)	341	328
Passes (A-C-I)	53-35-2	33-24-0
Total Offense (plays-yards)	80-440	62-456
Fumble Returns-yds.-TD	1-18-1	0-0-0
Punt Returns- yds.-TD	1-4-0	1-62-1
Kickoff returns – yds.-TD	5-101-0	3-74-0
Int. returns- yds.-0	0-0-0	2-13-0
Punts (No. – avg.)	4-42.0	3-36.7
Fumbles – lost	2-1	3-1
Penalties – yds.	7-60	4-34
Possession time	36:10	23:50
Third down conversions	6 of 14	7 of 13
Fourth down conversions	1 of 2	0 of 1
Red zone scores-chances	2 of 4	2 of 3
Sacks by: No. – yds.	0-0	1-4

DELAWARE STATE

Rushing	No.	Yds.	TD	LG	AVG
Murphy	10	44	0	9	4.4
Cheung	4	26	0	12	6.5
Golson	4	11	0	8	2.8

Passing	A-C-I	Yds.	TD	LG
Murphy	45-30-1	302	2	29

Receiving	No.	Yds.	TD	LG
Williams, Milt.	10	112	0	22
Golson	9	70	2	29
Ceravolo	6	62	0	17

Punting	No.	Avg.	LG	I20
Kano	4	42.0	58	1

Punt Returns	No.	Yds.	TD	LG
Golson	1	4	0	0

Kickoff Returns	No.	Yds.	TD	LG
Williams, Milt.	3	56	0	24

Tackles	UA-A	TT	TL-Yds.	SK	FF
Adjei	2-7	9			
Boyd	4-4	8	1-3		
Judge	2-4	6	1-4		
Moore	5-0	5			

DELAWARE

Rushing	No.	Yds.	TD	LG	AVG
Pierce	13	55	0	21	4.2
Laing	5	41	1	16	8.2

Passing	A-C-I	Yds.	TD	LG
Hurley	31-24-0	328	4	55

Receiving	No.	Yds.	TD	LG
Johnson	4	100	1	55
Pierce	4	41	0	29
Boyle	3	55	1	25
Jones	3	43	2	33

Punting	No.	Avg.	LG	I20
Enderson	3	36.7	49	1

Punt Returns	No.	Yds.	TD	LG
Jones	1	62	1	62

Kickoff Returns	No.	Yds.	TD	LG
Johnson	1	40	0	40

Tackles	UA-A	TT	TL-Yds.	SK
Calloway	9-5	14	1-5	
Williams	5-3	8		

2013 GAMES TO DATE—GAME 2

#4 TOWSON 49 DELAWARE STATE 7 JOHNNY UNITAS STADIUM – TOWSON, MD. SEP. 14, 2013

Score by quarters

	1	2	3	4	T
DSU (0-2)	0	0	7	0	7
TU (3-0)	7	28	14	0	49

Scoring Summary

1st Qtr.

TU 03:18 West 1 run (Evangelista kick)
12-83; 4:13 TU 7 DSU 0

2nd Qtr.

TU 14:29 West 3 run (Evangelista kick)
2-3; 0:12 TU 14 DSU 0

TU 09:21 West 1 run (Evangelista kick)
6-48; 2:53 TU 21 DSU 0

TU 03:15 West 2 run (Evangelista kick)
12-56; 4:44 TU 28 DSU 0

TU 00:42 Joseph 7 pass from Athens
(Evangelista kick); 5-51; 1:06 TU 35 DSU 0

3rd Qtr.

DSU 14:47 Joseph 95 KOR (Evangelista kick)
TU 42 DSU 0

TU 12:30 West 17 run (Evangelista kick)
3-29; 1:30 TU 49 DSU 0

DSU 04:27 Williams 6 pass from Murphy
(Ward kick); 10-67; 2:44 TD 49 DSU 7

Team Statistics

	DSU	TU
First Downs	17	21
Rushes-Yards (net)	21-15	49-199
Passing yards (net)	234	209
Passes (A-C-I)	53-26-2	25-16-0
Total Offense (plays-yards)	74-249	74-408
Fumble Returns-yds.-TD	0-0-0	0-0-0
Punt Returns- yds.-TD	1-15-0	3-21-0
Kickoff returns – yds.-TD	6-102-0	2-102-1
Int. returns- yds.-0	0-0-0	2-62-0
Punts (No. – avg.)	6-32.2	4-47.0
Fumbles – lost	2-2	1-1
Penalties – yds.	3-15	8-54
Possession time	27:50	32:10
Third down conversions	5 of 16	7 of 13
Fourth down conversions	2 of 4	1 of 2
Red zone scores-chances	1 of 3	6 of 9
Sacks by: No. – yds.	0-0	5-36

Towson University lived up to its No. 4 national ranking with a 49-7 victory over Delaware State in the Tigers' home opener before 10,302 fans at Johnny Unitas Stadium. The Tigers scored the first 49 points of the game en route to its third victory in three games this season. Towson racked up 408 yards of total offense, 209 by the pass and 199 rushing. All-America candidate Terrence West rushed for 82 yards and a school-record tying five touchdowns on 16 carries in the contest. West has scoring runs of 1, 3, 1 and 2 yards in the first half; and a 17-yard touchdown in the third quarter. Towson quarterback Peter Athens completed 16-of-24 passes for 209 yards and a touchdown. For the second straight week, Delaware State tallied more passing yards than the opponent but failed to muster much of a running game. Hornet quarterback Corey Murphy connected on 26-of-53 passes for 234 yards and a touchdown. Murphy has 536 yards passing in the first two games this season. DSU netted just 15 yards on the ground. The Hornets had 42 positive rushing yards, but lost 17, including 16 on five Towson sacks. Hornet receiver Milton Williams surpassed the 100-yard mark for the second straight game. Williams led all players with nine catches for 105 yards and the Hornets' lone touchdown on a six-yard pass from Murphy with 4:27 left in the third quarter. He has 19 catches for 217 yards in the Hornets' two games. Delaware State was plagued by four turnovers, two interceptions and two lost fumbles. Towson scored 28 points off the Hornet turnovers. The Tigers led 7-0 after the first quarter before adding 28 points in the second to hold a 35-0 lead at intermission. DSU also surrendered a special teams touchdown for the second straight week. Towson's Derrick Joseph returned the second half kickoff 95 yards for a touchdown to give the Tigers a 42-0 lead. Defensive back Joe Boyd led the Hornets with 10 tackles, including five solo stops. Free safety Davon Moore had nine tackles (eight unassisted), a forced fumble and a pass break-up.

DELAWARE STATE

	No.	Yds.	TD	LG	AVG
Rushing					
Jackson, N.	3	8	0	9	2.7
Murphy	9	8	0	12	0.9
Passing	A-C-I	Yds.	TD	LG	
Murphy	53-26-2	234	1	26	
Receiving	No.	Yds.	TD	LG	
Williams, Milt.	9	105	1	26	
King	6	44	0	10	
Golson	4	30	0	15	
Punting	No.	Avg.	LG	I20	
Kano	6	32.2	40	1	
Punt Returns	No.	Yds.	TD	LG	
Jackson, J.	1	15	0	15	
Kickoff Returns	No.	Yds.	TD	LG	
Scott, Aris	3	58	0	25	
Jackson, J.	2	27	0	20	
Tackles	UA-A	TT	TL-Yds.	SK	FF
Boyd	5-5	10	1-3		
Moore	8-1	9		1	
Barrett	2-5	7			
Colston	2-5	7			

TOWSON

	No.	Yds.	TD	LG	AVG
Rushing					
West	16	84	5	21	5.1
Brown	12	59	0	15	4.9
Passing	A-C-I	Yds.	TD	LG	
Athens	24-16-0	209	1	40	
Receiving	No.	Yds.	TD	LG	
Kinnard	4	70	0	40	
Wilkins	3	32	0	21	
Joseph	3	24	1	11	
Punting	No.	Avg.	LG	I20	
Ryder	4	47.0	62	2	
Punt Returns	No.	Yds.	TD	LG	
Dowling	3	21	0	16	
Kickoff Returns	No.	Yds.	TD	LG	
Joseph	1	95	0	95	
Tackles	UA-A	TT	TL-Yds.	SK	
Stephenson	4-2	6			
Lewis	3-3	6	1-2		

2013 GAMES TO DATE—GAME 3

#1 NO. DAKOTA STATE 51 DELAWARE STATE 7 FARGODOME – FARGO, N.D. SEP. 21, 2013

Score by quarters

	1	2	3	4	T
DSU (0-3)	0	0	0	0	0
NDSU (3-0)	20	21	10	0	51

Scoring Summary

1st Qtr.

NDS 07:02 Smith 4 pass from Jensen (Keller kick)
7-84; 3:02 NDS 7 DSU 0

NDS 03:21 Vraa 25 pass from Jenses (Keller kick)
5-50; 1:27 NDS 14 DSU 0

NDS 02:08 Williams 33 INT return (kick blocked)
NDS 20 DSU 0

2nd Qtr.

NDS 12:41 Crockett 1 run (Keller kick)
7-57; 2:28 NDS 27 DSU 0

NDS 04:38 Wahlo 22 pass from Jensen (Keller kick)
11-81; 2:24 NDS 34 DSU 0

NDS 00:35 Lang 3 run (Keller kick)
5-58; 0:35 NDS 41 DSU 0

3rd Qtr.

NDS 07:47 Vaadeland 4 pass from Wentz (Keller kick)
13-72; 7:11 NDS 48 DSU 0

NDS 00:47 Barneson 27 FG
10-52; 5:25 NDS 51 DSU 0

Team Statistics

	DSU	NDS
First Downs	11	30
Rushes-Yards (net)	27-34	45-304
Passing yards (net)	155	243
Passes (A-C-I)	29-13-1	33-23-0
Total Offense (plays-yards)	56-189	78-548
Fumble Returns-yds.-TD	0-0-0	0-0-0
Punt Returns- yds.-TD	1-15-0	2-3-0
Kickoff returns – yds.-TD	8-137-0	1-1-0
Int. returns- yds.-0	0-0-0	1-33-1
Punts (No. – avg.)	7-34.0	1-38.0
Fumbles – lost	1-0	0-0
Penalties – yds.	7-52	4-40
Possession time	27:36	32:24
Third down conversions	4 of 15	10 of 14
Fourth down conversions	0 of 2	1 of 2
Red zone scores-chances	0 of 0	6 of 7
Sacks by: No. – yds.	0-0	4-20

North Dakota State, the nation's No. 1 FCS team, capped off a memorable day with a 51-0 win over Delaware State before a boisterous capacity crowd at the FargoDome. The two-time defending FCS champion Bison improved to 3-0 this season, while the Hornets dropped to 0-3. North Dakota State began the day by hosting ESPN's popular College GameDay for the first time; and ended it with a dominating performance for its 12th straight win, the longest among all FCS teams. The Hornets have fallen to the nation's No. 3 (Towson) and No. 1 teams in the last two weeks. North Dakota State racked up 542 total yards, 299 by the pass and 243 on the ground. Delaware State passed for 155 yards, but was held to 34 rushing for a total of 189. NDSU scored touchdowns on its last six first half possessions to hold a 41-0 lead at intermission. Bison quarterback Brock Jensen, playing less than half, completed 13-of-20 passes for 138 yards and three touchdowns. Jensen connected with Ryan Smith (four yards) and Zach Vraa (25 yards) for first quarter scoring passes and hooked up with Copper Wahlo for a 22-yard second quarter touchdown. John Crockett led the Bison with 87 yards rushing and a touchdown (one yard) on nine carries. Delaware State quarterback Cory Murphy (sr.; Santa Clara, Cal.) completed 13-of-29 passes for 115 yards. Robert King (jr.; Randallstown, Md.) led the Hornets with four receptions, while Milton Williams III (jr.; Washington, D.C.) had a team-high 60 receiving yards on three catches. DSU free safety Davon Moore (jr.; Mt. Vernon, N.Y.) led all players with season-high 13 tackles, including 10 solo stops. Terrick Colston (so.; Lakeland, Fla.) had 11 tackles (four unassisted), while J.R. Robinson (so.; Jersey City, N.J.) had 10.

DELAWARE STATE

Rushing	No.	Yds.	TD	LG	AVG
Cheung	9	15	0	5	1.7
Jackson, N.	4	15	0	8	3.8

Passing	A-C-I	Yds.	TD	LG
Murphy	29-13-1	155	0	27

Receiving	No.	Yds.	TD	LG
King	4	31	0	12
Williams, Milt..	3	60	0	27
Cheung	2	16	0	12

Punting	No.	Avg.	LG	I20
Kano	7	34.0	50	2

Punt Returns	No.	Yds.	TD	LG
None				

Kickoff Returns	No.	Yds.	TD	LG
Scott	4	72	0	25
Jackson, J. .	4	65	0	26

Tackles	UA-A	TT	TL-Yds.	SK	FF
Moore	10-3	13	1-2		
Colston	4-7	11	1-6		
Robinson	5-5	10			

NO. DAKOTA STATE

Rushing	No.	Yds.	TD	LG	AVG
Crockett	9	85	1	35	9.4
Wentz	4	44	0	19	11.0

Passing	A-C-I	Yds.	TD	LG
Jensen	20-13-0	138	3	25
Wentz	13-10-0	105	1	29

Receiving	No.	Yds.	TD	LG
Vraa	6	71	1	25
Smith	5	40	1	14

Punting	No.	Avg.	LG	I20
LeCompte	1	38.0	38	0

Punt Returns	No.	Yds.	TD	LG
Dudzick	2	3	0	4

Kickoff Returns	No.	Yds.	TD	LG
Baker	1	1	0	1

Tackles	UA-A	TT	TL-Yds.	SK
Olson	4-5	9	1-4	1-4
DeLuca	5-3	8		

2013 GAMES TO DATE—GAME 4

DELAWARE STATE 24 SAVANNAH STATE 22 TED WRIGHT STADIUM – SAVANNAH, GA. SEP. 28, 2013

Score by quarters

	1	2	3	4	T
DSU (1-3; 1-0 MEAC)	0	7	10	7	24
SSU (1-4; 0-1 MEAC)	0	9	0	13	22

Scoring Summary

2nd Qtr.

SSU 07:49 Barron 28 FG
10-48; 4:02 SSU 3 DSU 0

DSU 07:31 Cheung 61 run (Ward kick)
1-61; 0:11 DSU 7 SSU 3

SSU 04:39 Prunty 16 run (run failed)
6-72; 2:48 SSU 9 DSU 7

3rd Qtr.

DSU 11:27 Ward 37 FG
5-25; 2:00 DSU 10 SSU 9

DSU 09:26 Golson 53 pass from Murphy (Ward kick)
6-75; 2:01 DSU 17 SSU 9

4th Qtr.

DSU 08:11 Scott 31 pass from Murphy (Ward Kick)
9-83; 5L13 DSU 24 SSU 9

SSU 0:59 Harris 25 pass from Bostick (Barron kick)
9-75; 2:34 DSU 24 SSU 16

SSU 01:51 Daniels 25 pass from Bostick (pass failed)
6-54; 2:08 DSU 24 SSU 22

Team Statistics

	DSU	SSU
First Downs	24	22
Rushes-Yards (net)	37-134	29-68
Passing yards (net)	199	356
Passes (A-C-I)	24-10-0	34-49-0
Total Offense (plays-yards)	61-333	78-424
Fumble Returns-yds.-TD	0-0-0	1-2-0
Punt Returns- yds.-TD	0-0-0	1-7-0
Kickoff returns – yds.-TD	2-73-0	3-23-0
Int. returns- yds.-0	0-0-0	0-0-0
Punts (No. – avg.)	8-32.6	6-23.2
Fumbles – lost	2-2	4-3
Penalties – yds.	6-40	8-61
Possession time	27:27	32:33
Third down conversions	7 of 17	6 of 15
Fourth down conversions	0 of 0	0 of 1
Red zone scores-chances	1 of 1	3 of 5
Sacks by: No. – yds.	6-32	3-30

Delaware State led by 15 points midway through the fourth quarter and held off a late Savannah State surge in a 24-22 victory in the MEAC opener for both teams at Ted Wright Stadium. DSU led 24-9 after a 31-yard touchdown pass from [Cory Murphy](#) to freshman [Aris Scott](#) with 8:11 left in the fourth quarter. The scoring pass was Murphy's second of the game and first for Scott as a collegian. Savannah State quarterback Antonio Bostick threw two touchdown passes in the fourth quarter to pull the Tigers to within 24-22. The Tigers failed to tie the game after the second touchdown when Bostick's two-point pass was deflected by the Hornet defense with 1:51 left in the game. DSU sealed the win when Murphy hit Milton Williams for a first down on a 12-yard pass with 1:26 left to play. After a scoreless opening quarter, Savannah State broke through first when John Barron finished off a 10-play, 48-yard drive with a 28-yard field goal to give the Tigers a 3-0 lead with 7:49 left in the second quarter. On the first play from scrimmage after the SSU field goal, Delaware State snapped a six-quarter scoreless drought and grabbed its first lead of the season when [Dae-Hon Cheung](#) broke off a 61-yard touchdown run to put the Hornets in front 6-3. It was the longest run of Cheung's career and the team's longest play of the season. [Mitchell Ward](#)'s extra point kick gave DSU a 7-3 lead with 7:31 left in the second quarter. Savannah State answered with a score of its own on the ensuing possession to regain the lead. Quarterback Leon Prunty capped off a six-play, 72-yard drive with a 16-yard touchdown run to give the Tigers a 9-7 lead with 4:39 to go before halftime. SSU failed on a two-point run following the touchdown. Delaware State regained the lead on its first possession of the second half. Ward's 37-yard field goal gave DSU a 10-9 lead with 11:27 left in the third. On the ensuing kickoff, Ward's line drive kick nailed one of the up-men on the Savannah State return team. The live ball caromed back in the direction of the Hornet kickoff team before being recovered by Ward at the DSU 25. It took six plays for the Hornets to capitalize on the break. Murphy connected with [Malik Golson](#) on a 53-yard touchdown pass on a crossing pattern to complete the 75-yard drive. Golson took the pass in stride at the SSU 30-yard line and outran three defenders along the Delaware State sideline to the endzone for his third touchdown catch of the season. Ward's extra point kick gave the Hornets a 17-9 lead with 9:26 to play in the third quarter. Murphy shook off a slow start to complete 8-of-19 passes for 190 yards and two touchdowns. Golson had two catches for 84 yards, while Williams (41 yards) and Scott (40) each had two receptions. The Delaware State defense recorded six sacks, the most since tallying eight against Florida A&M in 2005. The Hornets did not have a sack in their first three games this season. [Cory Scott](#) and [Terrick Colston](#) led DSU with 10 tackles each.

DELAWARE STATE

Rushing	No.	Yds.	TD	LG	AVG
Cheung	13	90	1	61	6.9
Jackson, N.	8	22	0	6	2.8

Passing	A-C-I	Yds.	TD	LG
Murphy	19-8-0	190	0	53
Obado	5-2-0	9	0	9

Receiving	No.	Yds.	TD	LG
Williams III	3	41	0	29
Golson	2	84	1	53
Scott	2	40	1	31
King	2	16	0	9

Punting	No.	Avg.	LG	I20
Kano	8	32.6	42	1

Punt Returns	No.	Yds.	TD	LG
None				

Kickoff Returns	No.	Yds.	TD	LG
Scott	1	35	0	35
Jackson, J.	1	38	0	38

Tackles	UA-A	TT	TL-Yds.	SK	FF
Scott, C	9-1	10	2-4	1-2	1
Colston	5-5	10	1.5-6		
Adjei	5-2	7			

SAVANNAH STATE

Rushing	No.	Yds.	TD	LG	AVG
Prunty	11	30	1	16	2.7
Bostick	9	24	0	19	2.7

Passing	A-C-I	Yds.	TD	LG
Prunty	26-18-0	170	0	21
Bostick	23-16-0	186	2	36

Receiving	No.	Yds.	TD	LG
Frazier	8	108	0	36
Heyward	7	72	0	25

Punting	No.	Avg.	LG	I20
McCarthy	5	27.8	42	2

Punt Returns	No.	Yds.	TD	LG
Daniels	1	7	0	7

Kickoff Returns	No.	Yds.	TD	LG
Barnes	1	13	0	13

Tackles	UA-A	TT	TL-Yds.	SK
Dixon	6-5	11		
Smith	7-3	10	1-1	

2013 GAMES TO DATE—GAME 5

BETHUNE-COOKMAN 21 DELAWARE STATE 7 ALUMNI STADIUM – DOVER, DEL. OCT. 5, 2013

Score by quarters

	1	2	3	4	T
BCU (4-1; 1-0 MEAC)	0	7	7	7	21
DSU (1-4; 1-1 MEAC)	7	0	0	0	7

Scoring Summary

1st Qtr

06:48 Golson 7 pass from Murphy (Ward kick)
11-69; 5:20 DSU 7 BCU 0

2nd Qtr.

SSU 09:14 Jordan 3 run (Cagle kick)
10-75; 4:13 DSU 7 BCU 7

3rd Qtr.

BCU 06:02 Williams 31 run (Cagle kick)
6-50; 3:16 BCU 14 DSU 7

4th Qtr.

SSU 04:40 Poole 15 pass from Williams (Cagle kick)
11-87; 7:37 BCU 21 DSU 7

Team Statistics

	DSU	BCU
First Downs	7	21
Rushes-Yards (net)	18-10	58-241
Passing yards (net)	213	168
Passes (A-C-I)	33-19-2	19-14-0
Total Offense (plays-yards)	51-223	77-409
Fumble Returns-yds.-TD	0-0-0	0-0-0
Punt Returns- yds.-TD	0-0-0	1-23-0
Kickoff returns – yds.-TD	3-54-0	2-13-0
Int. returns- yds.-0	0-0-0	2-0-0
Punts (No. – avg.)	5-34.8	3-29.7
Fumbles – lost	1-1	1-0
Penalties – yds.	4-50	7-67
Possession time	22:24	37:36
Third down conversions	5 of 9	5 of 14
Fourth down conversions	0 of 0	3 of 5
Red zone scores-chances	1 of 1	2 of 4
Sacks by: No. – yds.	5-45	4-36

Delaware State played even with nationally-ranked Bethune-Cookman for nearly three quarters, but the Hornets gave up two late touchdowns in a 21-7 loss to the Wildcats in DSU's home opener at Alumni Stadium. Bethune-Cookman, ranked 21st in the latest SportsNetwork Top 25 FCS poll, was Delaware State's third nationally-ranked opponent in the last four weeks. The Hornets, playing home for the first time after opening the season with four straight road games, drew first blood in the contest. Quarterback [Cory Murphy](#) (sr.; Santa Clara, Cal.) connected with [Malik Golson](#) (r-fr.; Dover, Del.) on a seven-yard touchdown pass to cap off an 11-play, 69-yard drive with 6:48 left in the first quarter. Murphy completed five-of-seven passes during the five-minute-21-second drive, including first down completions of 17 yards to [Milton Williams III](#) (jr.; Washington, D.C.) and 18 yards to [Bo Ceravolo](#) (r-so.; Venice, Fla.). [Nagee Jackson](#) (so.; Gainesville, Ga.) had a 15-yard run and [Malcolm Williams](#) (jr.; Reading, Pa.) broke off an 11-yard run during the drive. [Mitchell Ward](#) connected on his 39th straight extra point to give the Hornets a 7-0 lead. The touchdown was DSU's first in the opening quarter of a game this season. Bethune-Cookman used a 10-play, 75-yard drive to tie the game in the second quarter. Anthony Jordan capped off the drive with a three-yard touchdown run to tie the game at 7-7 with 9:14 left in the second quarter. The score was 7-7 at the half. The Wildcats took advantage of a Delaware State turnover to take the lead. Six plays after the Hornets lost a fumble at midfield, BCU quarterback Quentin Williams rushed for a 31-yard touchdown on a fourth-down-and-one play with 6:02 left in the third quarter. BCU added an insurance touchdown on a 15-yard pass from Williams to Poole with 4:40 left in the fourth quarter. Murphy, the MEAC's top passer, completed 19-of-33 throws for 213 yards; but was intercepted twice. The Hornets committed three turnovers in the contest, while Bethune-Cookman was turnover free. Wilson and Williams combined to complete 14-of-19 passes for 168 yards for the Wildcats. BCU, the MEAC's top rushing team, ran for 241 of its 409 total yards. Delaware State was held to 223 total yards, including 10 on the ground. The Hornets lost 36 yards on four Wildcat sacks. Delaware State's defense recorded five sacks of its own for minus-45 yards. The Hornets have 11 sacks in the last two games. [Rodney Gunter](#) (jr.; Lake Hamilton, Fla.) was credited with 1.5 sacks, giving him three in the last two games. DSU's Davon More (jr.; Mt. Vernon, N.Y.) led all players with 13 tackles (nine unassisted).

DELAWARE STATE

	No.	Yds.	TD	LG	AVG
Rushing					
Jackson, N.	3	30	0	15	10.0
Williams, Mal.	5	23	0	11	4.6
Passing	A-C-I	Yds.	TD	LG	
Murphy	33-19-2	213	1	33	
Receiving	No.	Yds.	TD	LG	
Williams III	4	62	0	25	
Golson	4	41	1	33	
Scott	3	18	0	15	
Punting	No.	Avg.	LG	I20	
Kano	4	37.8	51	2	
Punt Returns	No.	Yds.	TD	LG	
None					
Kickoff Returns	No.	Yds.	TD	LG	
Scott	1	26	0	26	
Perry	1	10	0	10	
Tackles	UA-A	TT	TL-Yds.	SK	FF
Moore	9-4	13			
Colston	4-5	9	1-3		
Davis	5-2	7	2-11	1-9	

BETHUNE-COOKMAN

	No.	Yds.	TD	LG	AVG
Rushing					
White	9	65	0	17	7.2
Jordan	17	61	1	18	3.6
Passing	A-C-I	Yds.	TD	LG	
Wilson	15-10-0	82	0	30	
Williams, Q.	4-4-0	86	1	50	
Receiving	No.	Yds.	TD	LG	
Poole	4	103	1	50	
Jackson, I.	3	16	0	10	
Punting	No.	Avg.	LG	I20	
Cagle	3	29.7	45	1	
Punt Returns	No.	Yds.	TD	LG	
Cleckley	1	23	0	23	
Kickoff Returns	No.	Yds.	TD	LG	
Jones, M.	1	13	0	13	
Tackles	UA-A	TT	TL-Yds.	SK	
Hanks	6-1	7			
Finnie	2-5	7	1.5-6		

2013 DELAWARE STATE UNIVERSITY COMBINED STATS

The Automated ScoreBook Delaware State Combined Team Statistics (as of Oct 08, 2013) All games

Date	Opponent	Score	Att.	Record:	Overall	Home	Away	Neutral
Sep 07, 2013	at Delaware	L 21-42	19316	All games	1-4	0-1	1-3	0-0
Sep 14, 2013	at #4 Towson	L 7-49	10302	Conference	1-1	0-1	1-0	0-0
Sep 21, 2013	at #1 North Dakota State	L 0-51	18995	Non-Conference	0-3	0-0	0-3	0-0
* Sep 28, 2013	at Savannah State Univ.	W 24-22	2350					
* Oct 05, 2013	#21 BETHUNE-COOKMAN	L 7-21	2205					

Rushing	gp	att	gain	loss	net	avg	td	lg	avg/g
CHEUNG,Dae-Hon	5	31	145	6	139	4.5	1	61	27.8
NAGEE,Nagee	5	20	78	0	78	3.9	0	15	15.6
WILLIAMS,Malcolm	2	5	23	0	23	4.6	0	11	11.5
SHAW,Lamar	5	9	19	2	17	1.9	0	6	3.4
OBADO,Esayah	2	7	30	15	15	2.1	0	17	7.5
GOLSON,Malik	5	4	14	3	11	2.8	0	8	2.2
JACKSON,Jamaal	4	8	17	8	9	1.1	0	6	2.2
MURPHY,Cory	5	42	111	106	5	0.1	0	12	1.0
TEAM	4	4	0	5	-5	-1.2	0	0	-1.2
Total	5	130	437	145	292	2.2	1	61	58.4
Opponents	5	210	1094	153	941	4.5	11	35	188.2

Passing	gp	effic	comp-att-int	pct	yds	td	lg	avg/g
MURPHY,Cory	5	109.33	96-179-6	53.6	1094	6	53	218.8
OBADO,Esayah	2	69.48	7-13-1	53.8	48	0	15	24.0
Total	5	106.63	103-192-7	53.6	1142	6	53	228.4
Opponents	5	163.61	111-159-0	69.8	1304	12	55	260.8

Receiving	gp	no.	yds	avg	td	lg	avg/g
WILLIAMS,Milton	5	29	380	13.1	1	29	76.0
GOLSON,Malik	5	19	225	11.8	4	53	45.0
KING,Robert	5	13	105	8.1	0	14	21.0
SCOTT,Aris	5	11	128	11.6	1	31	25.6
CERAVOLO,Joe	5	11	109	9.9	0	18	21.8
CHEUNG,Dae-Hon	5	7	71	10.1	0	25	14.2
SHERROD,Gabe	4	4	35	8.8	0	12	8.8
NAGEE,Nagee	5	4	27	6.8	0	19	5.4
FRASIER,Morris	3	2	39	19.5	0	27	13.0
JACKSON,Jamaal	4	2	4	2.0	0	3	1.0
WILLIAMS,Malcolm	2	1	19	19.0	0	19	9.5
Total	5	103	1142	11.1	6	53	228.4
Opponents	5	111	1304	11.7	12	55	260.8

Field Goals	fg	pct.	01-19	20-29	30-39	40-49	50-59	lg	blk
WARD,Mitchell	1-3	33.3	0-0	0-0	1-3	0-0	0-0	37	1

Scoring	td	fg	PAT				dpp	saf	pts
			kick	rush	rcv	pass			
GOLSON,Malik	4	-	-	-	-	-	-	24	
WARD,Mitchell	-	1-3	8-8	-	-	-	-	11	
SCOTT,Aris	1	-	-	-	-	-	-	6	
CHEUNG,Dae-Hon	1	-	-	-	-	-	-	6	
OBADO,Esayah	1	-	-	-	-	-	-	6	
WILLIAMS,Milton	1	-	-	-	-	-	-	6	
Total	8	1-3	8-8	-	-	-	-	59	
Opponents	26	2-5	23-24	0-1	-	0-1	-	185	

Score by Quarters	1st	2nd	3rd	4th	OT	Total
Delaware State	7	14	24	14	0	59
Opponents	41	86	31	27	0	185

Team Statistics	DSU	OPP
FIRST DOWNS	81	120
Rushing	17	58
Passing	59	58
Penalty	5	4
RUSHING YARDAGE	292	941
Rushing Attempts	130	210
Average Per Rush	2.2	4.5
Average Per Game	58.4	188.2
TDs Rushing	1	11
PASSING YARDAGE	1142	1304
Comp-Att-Int	103-192-7	111-159-0
Average Per Pass	5.9	8.2
Average Per Catch	11.1	11.7
Average Per Game	228.4	260.8
TDs Passing	6	12
TOTAL OFFENSE	1434	2245
Average Per Play	4.5	6.1
Average Per Game	286.8	449.0
KICK RETURNS: #-Yards	24-467	11-213
PUNT RETURNS: #-Yards	2-19	8-116
INT RETURNS: #-Yards	0-0	7-108
FUMBLES-LOST	8-6	9-5
PENALTIES-Yards	27-217	31-256
PUNTS-AVG	30-34.5	17-33.2
TIME OF POSSESSION/Game	28:17	31:43
3RD-DOWN Conversions	27/71	35/69
4TH-DOWN Conversions	3/8	5/11

Interceptions	no.	yds	avg	td	lg				
Punting	no.	yds	avg	lg	tb	fc	20	50+	blk
KANO,Marco	29	1011	34.9	58	0	8	7	3	1
TEAM	1	23	23.0	23	0	0	0	0	0

Punt Returns	no.	yds	avg	td	lg
JACKSON,Jamaal	1	15	15.0	0	15
GOLSON,Malik	1	4	4.0	0	4
Total	2	19	9.5	0	15
Opponents	8	116	14.5	1	62

Kick Returns	no.	yds	avg	td	lg
SCOTT,Aris	10	208	20.8	0	35
JACKSON,Jamaal	8	158	19.8	0	38
WILLIAMS,Milton	3	56	18.7	0	24
HALL,Trey	1	7	7.0	0	7
GOLSON,Malik	1	28	28.0	0	28
PERRY,Alex	1	10	10.0	0	10
Total	24	467	19.5	0	38
Opponents	11	213	19.4	1	95

All Purpose	g	rush	rcv	pt	kr	ir	total	avg/g
WILLIAMS,Milton	5	0	380	0	56	0	436	87.2
SCOTT,Aris	5	0	128	0	208	0	336	67.2
GOLSON,Malik	5	11	225	4	28	0	268	53.6
CHEUNG,Dae-H	5	139	71	0	0	0	210	42.0
JACKSON,Jama	4	9	4	15	158	0	186	46.5
Total	5	292	1142	19	467	0	1920	384.0
Opponents	5	941	1304	116	213	108	2682	536.4

Total Offense	g	plays	rush	pass	total	avg/g
MURPHY,Cory	5	221	5	1094	1099	219.8
CHEUNG,Dae-Hon	5	31	139	0	139	27.8
NAGEE,Nagee	5	20	78	0	78	15.6
OBADO,Esayah	2	20	15	48	63	31.5
WILLIAMS,Malcolm	2	5	23	0	23	11.5
Total	5	322	292	1142	1434	286.8
Opponents	5	369	941	1304	2245	449.0

#	Defensive Leaders	gp	Tackles				Sacks	Pass defense			Fumbles		blkd	
			us	a	tot	fl/yds		no-yds	int-yds	brup	qbh	rcv-yds	ff	kick
44	MOORE,Devon	5	36	10	46	1.0-2	-	-	2	-	-	1	-	-
29	COLSTON,Terrick	5	17	24	41	3.5-15	-	-	1	-	2-0	-	-	-
21	BOYD,Joe	5	18	18	36	2.5-15	1.0-10	-	1	-	-	-	-	-
53	ADJE,Emert	5	10	24	34	2.0-20	2.0-15	-	0	-	-	-	-	-

2013 DELAWARE STATE UNIVERSITY DEFENSIVE STATS

The Automated ScoreBook Delaware State Overall Defensive Statistics (as of Oct 08, 2013) All games

#	Defensive Leaders	gp	Tackles			tfl/yds	Sacks no-yds	Pass defense			Fumbles		blkd	
			ua	a	tot			int-yds	brup	qbh	rcv-yds	ff	kick	saf
44	MOORE, Devon	5	36	10	46	1.0-2	.	.	2	.	.	1	.	.
29	COLSTON, Terrick	5	17	24	41	3.5-15	.	.	1	.	2-0	.	.	.
21	BOYD, Joe	5	18	18	36	2.5-15	1.0-10	.	1
53	ADJEI, Ernest	5	10	24	34	3.0-20	2.0-16	.	2	.	.	1	.	.
36	SCOTT, Cory	5	16	6	22	3.0-6	1.0-2	.	2	.	.	1	.	.
56	DAVIS, Mike	5	12	9	21	3.5-14	1.0-9
48	WILLIAMS, Elbie	5	7	14	21	2.0-3	1	.	.
19	ROBINSON, Ronald	5	12	8	20	.	.	.	2
32	JUDGE, Cameren	5	9	10	19	2.0-5	.	.	5
96	UKEJE, Chikezie	5	6	10	16	2.0-5
95	GUNTER, Rodney	5	3	11	14	4.0-17	3.0-15	.	.	1
45	PERRY, Alex	4	6	8	14	4.5-24	1.5-8
90	BARNES, Corey	5	6	7	13	1.0-14	1.0-14	1	1	.
20	ROWAN, Kevin	4	8	4	12	2	.	.
17	BARRETT, Rashawn	4	5	6	11	0.5-1
92	GLENN, Frankie	5	2	7	9	2.0-6
98	DOUGLAS, Jamal	5	5	3	8	.	.	.	1
99	GORDON, Shubasz	5	.	8	8
97	ANDERSON, Tarique	4	1	6	7	0.5-3	0.5-3
63	CUNNINGHAM, Brando	4	1	3	4
91	WOMACK, Will	5	.	3	3	.	.	.	1
94	HUNTER, Keith	3	3	.	3	2
28	SIMPSON, Isaiah	5	1	2	3
10	BOLDEN, Willie	3	1	1	2
93	NELSON, Nick	3	1	1	2
25	NAGEE, Nagee	5	1	1	2
27	JOCELYN, Kevin	2	1	.	1	1	.
55	PHILLIPS, Patrick	3	.	1	1
89	WILLIAMS, Jeremiah	1	1	.	1
15	CERAVOLO, Joe	5	1	.	1
2	WILLIAMS, Malcolm	2	1	.	1
26	MELTON, Gary	4	1	.	1
43	WHITTINGHAM, Raphe	1	1	.	1
52	LEWIS, Brandon	1	.	1	1
47	CORNWALL, Troye	2	.	1	1
11	WILLIAMS, Milton	5	1	.	1	1	.	.
TM	TEAM	4	1-0	.	.	.
16	OBADO, Esayah	2	1-18	.	.	.
Total		5	194	207	401	35-150	11-77	.	17	3	4-18	6	2	.
Opponents		5	159	146	305	30-142	18-106	7-108	28	5	6-2	4	2	.

2013 DELAWARE STATE/OPPONENT RED ZONE STATS

The Automated ScoreBook Delaware State Red-Zone Results (as of Oct 08, 2013) All games

Delaware State Inside Opponent Red-Zone

Date	Opponent	Score	Times	Times	Total	Rush		Pass	FGs	Failed to score inside RZ						
			In RZ	Scored	Pts	TDs	TDs	TDs	Made	FGA	Down	Int	Fumb	Half	Game	
Sep 07, 2013	at Delaware	L 21-42	4	2	14	2	0	2	0	1	0	1	0	0	0	0
Sep 14, 2013	at Towson	L 7-49	3	1	7	1	0	1	0	0	1	1	0	0	0	0
Sep 21, 2013	at North Dakota State	L 0-51	0	0	0	0	0	0	0	0	0	0	0	0	0	0
Sep 28, 2013	at Savannah State Univ.	W 24-22	1	1	3	0	0	0	1	0	0	0	0	0	0	0
Oct 05, 2013	BETHUNE-COOKMAN	L 7-21	1	1	7	1	0	1	0	0	0	0	0	0	0	0
Totals			9	5	31	4	0	4	1	1	1	2	0	0	0	0

5 of 9 (55.6%)

Opponents Inside Delaware State Red-Zone

Date	Opponent	Score	Times	Times	Total	Rush		Pass	FGs	Failed to score inside RZ						
			In RZ	Scored	Pts	TDs	TDs	TDs	Made	FGA	Down	Int	Fumb	Half	Game	
Sep 07, 2013	at Delaware	L 21-42	3	2	14	2	1	1	0	0	1	0	0	0	0	0
Sep 14, 2013	at Towson	L 7-49	9	6	42	6	5	1	0	1	1	0	1	0	0	0
Sep 21, 2013	at North Dakota State	L 0-51	7	6	38	5	2	3	1	0	1	0	0	0	0	0
Sep 28, 2013	at Savannah State Univ.	W 24-22	5	3	15	2	1	1	1	1	1	0	0	0	0	0
Oct 05, 2013	BETHUNE-COOKMAN	L 7-21	4	2	14	2	1	1	0	1	1	0	0	0	0	0
Totals			28	19	123	17	10	7	2	3	5	0	1	0	0	0

19 of 28 (67.9%)

2013 DELAWARE STATE/BY QUARTER STATS

The Automated ScoreBook Delaware State By-Quarter Statistics (as of Oct 08, 2013) All games

3rd-Down Conversions

Date	Opponent	Score	Overall	1st Qtr	2nd Qtr	3rd Qtr	4th Qtr	Overtime
Sep 07, 2013	at Delaware	L 21-42	6-14 42.9	2-3 66.7	1-4 25.0	2-3 66.7	1-4 25.0	
Sep 14, 2013	at Towson	L 7-49	5-16 31.2	1-4 25.0	0-2 0.0	2-5 40.0	2-5 40.0	
Sep 21, 2013	at North Dakota State	L 0-51	4-15 26.7	0-5 0.0	1-4 25.0	0-1 0.0	3-5 60.0	
Sep 28, 2013	at Savannah State Univ.	W 24-22	7-17 41.2	2-5 40.0	0-2 0.0	2-5 40.0	3-5 60.0	
Oct 05, 2013	BETHUNE-COOKMAN	L 7-21	5-9 55.6	3-4 75.0	0-2 0.0	2-3 66.7	0-0 0.0	
	Delaware State		27-71 38.0	8-21 38.1	2-14 14.3	8-17 47.1	9-19 47.4	0-0 0.0
	Opponents		35-69 50.7	9-17 52.9	7-15 46.7	9-19 47.4	10-18 55.6	0-0 0.0

4th-Down Conversions

Date	Opponent	Score	Overall	1st Qtr	2nd Qtr	3rd Qtr	4th Qtr	Overtime
Sep 07, 2013	at Delaware	L 21-42	1-2 50.0	0-0 0.0	0-0 0.0	1-1 100.0	0-1 0.0	
Sep 14, 2013	at Towson	L 7-49	2-4 50.0	1-1 100.0	0-0 0.0	1-2 50.0	0-1 0.0	
Sep 21, 2013	at North Dakota State	L 0-51	0-2 0.0	0-0 0.0	0-0 0.0	0-0 0.0	0-2 0.0	
Sep 28, 2013	at Savannah State Univ.	W 24-22	0-0 0.0	0-0 0.0	0-0 0.0	0-0 0.0	0-0 0.0	
Oct 05, 2013	BETHUNE-COOKMAN	L 7-21	0-0 0.0	0-0 0.0	0-0 0.0	0-0 0.0	0-0 0.0	
	Delaware State		3-8 37.5	1-1 100.0	0-0 0.0	2-3 66.7	0-4 0.0	0-0 0.0
	Opponents		5-11 45.5	0-0 0.0	4-5 80.0	1-3 33.3	0-3 0.0	0-0 0.0

Time of Possession

Date	Opponent	Score	Overall	1st Qtr	2nd Qtr	3rd Qtr	4th Qtr	Overtime
Sep 07, 2013	at Delaware	L 21-42	36:10	6:41	11:18	9:54	8:17	
Sep 14, 2013	at Towson	L 7-49	27:50	7:53	6:01	6:20	7:36	
Sep 21, 2013	at North Dakota State	L 0-51	27:36	8:58	9:42	2:22	6:34	
Sep 28, 2013	at Savannah State Univ.	W 24-22	27:27	8:33	3:56	6:24	8:34	
Oct 05, 2013	BETHUNE-COOKMAN	L 7-21	22:24	8:48	6:05	6:53	0:38	
	Delaware State	Total	141:27	40:53	37:02	31:53	31:39	0:00
		Avg.	28:17	8:10	7:24	6:22	6:19	0:00
	Opponents	Total	158:33	34:07	37:58	43:07	43:21	0:00
		Avg.	31:42	6:49	7:35	8:37	8:40	0:00

2013 DELAWARE STATE INDIVIDUAL/TEAM HIGHS

INDIVIDUAL GAME HIGHS

Rushes	13	CHEUNG,Dae-Hon at Savannah State Univ. (Sep 28, 2013)
Yards Rushing	90	CHEUNG,Dae-Hon at Savannah State Univ. (Sep 28, 2013)
TD Rushes	1	CHEUNG,Dae-Hon at Savannah State Univ. (Sep 28, 2013)
Long Rush	61	CHEUNG,Dae-Hon at Savannah State Univ. (Sep 28, 2013)
Pass attempts	53	MURPHY,Cory at Towson (Sep 14, 2013)
Pass completions	30	MURPHY,Cory at Delaware (Sep 07, 2013)
Yards Passing	302	MURPHY,Cory at Delaware (Sep 07, 2013)
TD Passes	2	MURPHY,Cory at Delaware (Sep 07, 2013)
		MURPHY,Cory at Savannah State Univ. (Sep 28, 2013)
Long Pass	53	MURPHY,Cory at Savannah State Univ. (Sep 28, 2013)
Receptions	10	WILLIAMS,Milton at Delaware (Sep 07, 2013)
Yards Receiving	112	WILLIAMS,Milton at Delaware (Sep 07, 2013)
TD Receptions	2	GOLSON,Malik at Delaware (Sep 07, 2013)
Long Reception	53	GOLSON,Malik at Savannah State Univ. (Sep 28, 2013)
Field Goals	1	WARD,Mitchell at Savannah State Univ. (Sep 28, 2013)
Long Field Goal	37	WARD,Mitchell at Savannah State Univ. (Sep 28, 2013)
Punts	8	KANO,Marco at Savannah State Univ. (Sep 28, 2013)
Punting Avg	42.0	KANO,Marco at Delaware (Sep 07, 2013)
Long Punt	58	KANO,Marco at Delaware (Sep 07, 2013)
Punts inside 20	2	KANO,Marco at North Dakota State (Sep 21, 2013)
		KANO,Marco vs Bethune-Cookman (Oct 05, 2013)
Long Punt Return	15	JACKSON,Jamaal at Towson (Sep 14, 2013)
Long Kickoff Return	38	JACKSON,Jamaal at Savannah State Univ. (Sep 28, 2013)
Tackles	13	MOORE,Devon at North Dakota State (Sep 21, 2013)
		MOORE,Devon vs Bethune-Cookman (Oct 05, 2013)
Sacks	1.5	PERRY,Alex at Savannah State Univ. (Sep 28, 2013)
		GUNTER,Rodney at Savannah State Univ. (Sep 28, 2013)
		GUNTER,Rodney vs Bethune-Cookman (Oct 05, 2013)
Tackles For Loss	2.0	BY SEVEN PLAYERS
Interceptions	0	

TEAM GAME HIGHS

Rushes	37	at Savannah State Univ. (Sep 28, 2013)
Yards Rushing	134	at Savannah State Univ. (Sep 28, 2013)
Yards Per Rush	3.7	at Delaware (Sep 07, 2013)
TD Rushes	1	at Savannah State Univ. (Sep 28, 2013)
Pass attempts	53	at Delaware (Sep 07, 2013)
		at Towson (Sep 14, 2013)
Pass completions	35	at Delaware (Sep 07, 2013)
Yards Passing	341	at Delaware (Sep 07, 2013)
Yards Per Pass	8.3	at Savannah State Univ. (Sep 28, 2013)
TD Passes	2	at Delaware (Sep 07, 2013)
		at Savannah State Univ. (Sep 28, 2013)
Total Plays	80	at Delaware (Sep 07, 2013)
Total Offense	440	at Delaware (Sep 07, 2013)
Yards Per Play	5.5	at Delaware (Sep 07, 2013)
Points	24	at Savannah State Univ. (Sep 28, 2013)
Sacks By	6	at Savannah State Univ. (Sep 28, 2013)
First Downs	25	at Delaware (Sep 07, 2013)
Penalties	7	at Delaware (Sep 07, 2013)
		at North Dakota State (Sep 21, 2013)
Penalty Yards	60	at Delaware (Sep 07, 2013)
Turnovers	4	at Towson (Sep 14, 2013)
Interceptions By	0	
Punts	8	at Savannah State Univ. (Sep 28, 2013)
Punting Avg	42.0	at Delaware (Sep 07, 2013)
Long Punt	58	at Delaware (Sep 07, 2013)
Punts inside 20	2	at North Dakota State (Sep 21, 2013)
		vs Bethune-Cookman (Oct 05, 2013)
Long Punt Return	15	at Towson (Sep 14, 2013)

2013 DELAWARE STATE OPPONENT INDIVIDUAL/TEAM HIGHS

OPPONENT INDIVIDUAL GAME HIGHS

Rushes	17	JORDAN,Anthony, vs Bethune-Cookman (Oct 05, 2013)
Yards Rushing	85	John Crockett, at North Dakota State (Sep 21, 2013)
TD Rushes	5	Terrance West, at Towson (Sep 14, 2013)
Long Rush	35	John Crockett, at North Dakota State (Sep 21, 2013)
Pass attempts	31	Hurley, Trent, at Delaware (Sep 07, 2013)
Pass completions	24	Hurley, Trent, at Delaware (Sep 07, 2013)
Yards Passing	328	Hurley, Trent, at Delaware (Sep 07, 2013)
TD Passes	4	Hurley, Trent, at Delaware (Sep 07, 2013)
Long Pass	55	Hurley, Trent, at Delaware (Sep 07, 2013)
Receptions	8	FRAZIER,C., at Savannah State Univ. (Sep 28, 2013)
Yards Receiving	108	FRAZIER,C., at Savannah State Univ. (Sep 28, 2013)
TD Receptions	2	Jones, Rob, at Delaware (Sep 07, 2013)
Long Reception	55	Johnson, Mich., at Delaware (Sep 07, 2013)
Field Goals	1	Tom Barneson, at North Dakota State (Sep 21, 2013)
Long Field Goal	28	BARRON,John, at Savannah State Univ. (Sep 28, 2013)
Punts	5	BARRON,John, at Savannah State Univ. (Sep 28, 2013)
Punting Avg	47.0	MCCARTHY,P., at Savannah State Univ. (Sep 28, 2013)
Long Punt	62	Jake Ryder, at Towson (Sep 14, 2013)
Punts inside 20	2	Jake Ryder, at Towson (Sep 14, 2013)
Long Punt Return	62	MCCARTHY,P., at Savannah State Univ. (Sep 28, 2013)
Long Kickoff Return	95	Jones, Rob, at Delaware (Sep 07, 2013)
Tackles	14	Derrick Joseph, at Towson (Sep 14, 2013)
Sacks	1.5	Callaway, Pat., at Delaware (Sep 07, 2013)
Tackles For Loss	1.5	Arnold Farmer, at Towson (Sep 14, 2013)
Interceptions	1	Arnold Farmer, at Towson (Sep 14, 2013)
		FINNIE,Thomas, vs Bethune-Cookman (Oct 05, 2013)
		FIELDS,Jarkevis, vs Bethune-Cookman (Oct 05, 2013)
		Hawkins, Travis, at Delaware (Sep 07, 2013)
		Rowson, Mario, at Delaware (Sep 07, 2013)
		Monte Gaddis, at Towson (Sep 14, 2013)
		Chr, Carpenter, at Towson (Sep 14, 2013)
		Marcus Williams, at North Dakota State (Sep 21, 2013)
		ADDISON,Nick, vs Bethune-Cookman (Oct 05, 2013)
		RICHARDSON,J., vs Bethune-Cookman (Oct 05, 2013)

OPPONENT TEAM GAME HIGHS

Rushes	58	vs Bethune-Cookman (Oct 05, 2013)
Yards Rushing	305	at North Dakota State (Sep 21, 2013)
Yards Per Rush	6.8	at North Dakota State (Sep 21, 2013)
TD Rushes	5	at Towson (Sep 14, 2013)
Pass attempts	49	at Savannah State Univ. (Sep 28, 2013)
Pass completions	34	at Savannah State Univ. (Sep 28, 2013)
Yards Passing	356	at Savannah State Univ. (Sep 28, 2013)
Yards Per Pass	9.9	at Delaware (Sep 07, 2013)
TD Passes	4	at Delaware (Sep 07, 2013)
Total Plays	78	at North Dakota State (Sep 21, 2013)
Total Offense	548	at North Dakota State (Sep 21, 2013)
Yards Per Play	7.4	at Savannah State Univ. (Sep 28, 2013)
Points	51	at Delaware (Sep 07, 2013)
Sacks By	5	at North Dakota State (Sep 21, 2013)
First Downs	30	at Towson (Sep 14, 2013)
Penalties	8	at North Dakota State (Sep 21, 2013)
Penalty Yards	67	at Towson (Sep 14, 2013)
Turnovers	3	at Savannah State Univ. (Sep 28, 2013)
Interceptions By	2	vs Bethune-Cookman (Oct 05, 2013)
		at Delaware (Sep 07, 2013)
		at Towson (Sep 14, 2013)
		vs Bethune-Cookman (Oct 05, 2013)
Punts	6	at Savannah State Univ. (Sep 28, 2013)
Punting Avg	47.0	at Towson (Sep 14, 2013)
Long Punt	62	at Towson (Sep 14, 2013)
Punts inside 20	2	at Towson (Sep 14, 2013)
Long Punt Return	62	at Savannah State Univ. (Sep 28, 2013)
		at Delaware (Sep 07, 2013)