



2011-12 WOMEN'S BASKETBALL



Maggie Hayon, Sports Information Director | O: 302-857-6239 | C: 920-912-6635 | mhayon@desu.edu | DSUHornets.com | @DSUwbb
Delaware State University | 1200 N. DuPont Highway | Dover, DE 19901

2011-12 SCHEDULE

N12	Wilmington	Dover, Del.	W	80-32
N15	Wesley	Dover, Del.	W	85-53
N19	Wright State	Dayton, Ohio	L	53-57
N23	NJIT	Dover, Del.	L	65-49
N26	East Carolina#	Greenville, N.C.	L	47-54
N27	Robert Morris#	Greenville, N.C.	L	67-75
D3	UMES*	Princess Anne, Md.	L	60-32
D5	Howard*	Washington, D.C.	L	59-49
D8	No. 5/6 Maryland	College Park, Md.	L	108-33
D11	St. Francis (N.Y.)	Dover, Del.	W	73-66
D17	North Florida&	Jacksonville, Fla.	L	61-72
D18	FIU&	Jacksonville, Fla.	L	57-73
D22	Towson	Dover, Del.	L	59-70
D28	No. 22/25 Texas	Austin, Texas	L	35-89
J4	Fordham	Dover, Del.	L	48-63
J14	UMES*	Dover, Del.	L	56-69
J21	Bethune-Cookman*	Dover, Del.	5 p.m.	
J23	Florida A&M*	Dover, Del.	5:30 p.m.	
J28	North Carolina Central*	Durham, N.C.	2 p.m.	
J30	North Carolina A&T*	Greensboro, N.C.	6 p.m.	
F4	Norfolk State*	Dover, Del.	5 p.m.	
F6	Hampton*	Dover, Del.	5:30 p.m.	
F11	Coppin State*	Baltimore, Md.	2 p.m.	
F13	Morgan State*	Baltimore, Md.	5:30 p.m.	
F18	Norfolk State*	Norfolk, Va.	4 p.m.	
F20	Hampton*	Hampton, Va.	6 p.m.	
F25	Howard*	Dover, Del.	5 p.m.	
F27	Morgan State*	Dover, Del.	5:30 p.m.	
M1	South Carolina State*	Dover, Del.	5:30 p.m.	

MEAC Tournament | MEACHoops.com

M6	TBA	Winston-Salem, N.C.	TBA
M7	N/A - Men only	Winston-Salem, N.C.	TBA
M8	TBA	Winston-Salem, N.C.	TBA
M9	TBA	Winston-Salem, N.C.	TBA
M10	TBA	Winston-Salem, N.C.	TBA

- 10th Annual East Carolina Thanksgiving Classic

& - UNF Osprey Holiday Classic

* - Mid-Eastern Athletic Conference Game

*Times and dates subject to change | Home dates bolded
All times Eastern*

LADY HORNETS ONLINE

Web site	DSUHornets.com
	DESU.edu
Facebook	facebook.com/DSUAthletics
Foursquare	Check in at Memorial Hall
Media Guide	issuu.com/DSUAthletics
Twitter	twitter.com/DSUwbb
	twitter.com/DSUAthletics

GAMEDAY CENTRAL

GAME SEVENTEEN | Bethune-Cookman University at Delaware State University



BETHUNE-COOKMAN (5-12, 2-3 MEAC)

WILDCATS

Date Saturday, Jan. 21, 2012
Time 5 p.m. Eastern
Location Memorial Hall | 2,000
.....Dover, Del.
Press Row (302) 857-7112
TV None
Webcast None
Audio None
Live Stats DSUHornets.com
Twitter twitter.com/DSUwbb
Tickets (302) 857-7497
.....DSUHornets.com



Delaware State (3-13, 0-3 MEAC)

HORNETS

THE GAME

- The contest is the 17th of the year for DSU and the 18th for Bethune-Cookman.
- The Lady Hornets are currently amidst a six-game losing streak while the Lady Wildcats won their most recent game in overtime (58-54 over Savannah State).

THE SERIES

- Del State leads the all-time series against B-CU, 33-23.
- This is the first and lone game regular season game between the two teams this season.
- In the team's last matchup last season, DSU led by seven points midway through the second half before a late collapse gave B-CU a 55-50 victory in Daytona Beach, Fla. B-CU's Sarah Bolden led all players with a career-high 29 points and a game-high 13 rebounds. Kianna Conner led the Lady Hornets with 11 points while Tasia Bristow collected 10 for DSU. Earlier in the year, B-CU took a 64-56 victory over the Lady Hornets in Dover.

THE COACHES

- DSU head coach Ed Davis holds a 16-5 career record over B-CU.
- Ed Davis is in his 12th season at the helm of Del State women's basketball and 20th year coaching women's basketball. He holds a 345-226 (.604) overall record and is 174-172 (.503) at DSU. In MEAC play, Davis is 117-76 (.606).
- B-CU head coach Vanessa Blair is in her fourth season with the Lady Wildcats and 13th season overall. She is 47-60 (.439) at B-CU and 157-205 (.434) in her career.

TALE OF THE TAPE

	B-CU	DSU
Record	5-12	3-13
PPG	57.4	55.2
Opp PPG	65.4	66.6
FG %	.354	.356
Opp FG %	.421	.452
3pt %	.269	.262
Opp 3pt %	.323	.274
FT %	.637	.669
Opp FT %	.685	.720
RPG	36.3	33.1
APG	9.9	8.6
TO	21.8	19.3
SPG	12.7	9.3
BPG	3.1	2.5
FPG	19.0	18.9

PLAYERS TO WATCH



#12 Deanna Harmon | Sophomore | Guard

- Scored career-high 20 points (9-for-20) in the first game of the season
- Leads team in steals (2.3), assists (2.7) and minutes played (36.1)
- Named to ECU All-Tournament Team
- Missed first career game against Fordham on 1/4/12 with concussion-like symptoms



#24 Tierra Hawkins | Redshirt Freshman | Guard/Forward

- Posted a game-high 21 points and 10 rebounds in her first collegiate game
- Leads DSU in scoring (12.8) and rebounds (6.1) per game
- Recorded double figure scoring in 12 of 16 games
- MEAC Rookie of the Week for Nov. 28 and Dec. 19



#5 Tasia Bristow | Sophomore | Guard

- Scored a career-high 28 points against St. Francis
- Second on team in points (12.6), assists (2.0) and steals (2.2)
- Named to UNF All-Classical Team
- Led team in scoring in seven of last eight games

DSU QUICK FACTS

Location Dover, Del. 19901
 Founded 1891
 Enrollment 4,000
 Affiliation..... NCAA Division I
 Conference..... Mid-Eastern Athletic (MEAC)
 Nickname..... Lady Hornets
 Colors Columbia Blue (299) and Red (199)
 Home Court Memorial Hall (2,000)
 President Dr. Harry L. Williams
 Interim Athletic Director.....Eric Hart
 Assoc. AD/SWA..... Candy Young
 Assoc. AD/Internal Ops.....PJ Moses
 Assoc. AD/Student ServicesEric Hart
 Asst. AD/Athletics Admin TBA
 Asst. AD/Media RelationsDennis Jones
 Faculty Representative..... Dr. Jan Blade

2010-11 SEASON IN REVIEW

Overall Record..... 9-20
 MEAC Record/Finish 5-11/10th
 Home/Away/Neutral 4-9/5-9/0-2
 Postseason Play.....0-1
Fell to UMES, 52-44, in the opening round of the MEAC Tournament

2011 SEASON PREVIEW

Starters Returning/Lost 2/3
 Letterwinners Returning/Lost..... 4/6
 Newcomers..... 9
 Top Returnees Tasia Bristow, Deanna Harmon
 Key losses Kianna Carter, Brittany Washington, Kianna D'Oliveira

DSU WOMEN'S BASKETBALL HISTORY

First Year of Women's Basketball..... 1976
 All-Time Record446-504 | .469
 All-Time MEAC Record.....244-218 | .528
 MEAC Championships One | 2006-07
 Last NCAA Tourn. Appearance 2006-07
..... Lost, 62-47, to Vanderbilt in the First Round

WOMEN'S BASKETBALL STAFF

Head Coach Ed Davis
 Alma Mater.....West Virginia State '73
 Davis at DSU 173-161 | 12th Season
 Davis Career 338-222 | 20th Season
 Assistant Coaches
 Andre Bolton | C. Newport '97 | 7th Season
 Danielle Dawson | Hampton '99 | 7th Season
 Fred Burroughs | Belford '08 | 4th Season
 Director of Basketball Operations.....
 Trenita Shields | Bowie State '00 | 10th Season
 Office Phone (302) 857-7493
 Office Fax (302) 857-7448
 Mailing Address
 Delaware State University
 Women's Basketball
 1200 N. DuPont Hwy.
 Dover, DE 19901

PROJECTED DSU STARTERS

Pos.	No.	Name	Ht.	Yr.	Hometown	2011-12 Stats
G	5	Tasia Bristow	5-5	So	Baltimore, Md.	12.6 ppg, 2.3 rpg, 2.0 apg, 2.2 spg
G	12	Deanna Harmon	5-7	So	Owings Mills, Md.	7.9 ppg, 4.4 rpg, 2.7 apg, 2.3 spg
F	14	Keyanna Tate	6-0	Fr	Beltsville, Md.	5.3 ppg, 4.1 rpg, 1.2 apg, 1.1 spg
F	24	Tierra Hawkins	6-2	rFr	Clinton, Md.	12.8 ppg, 6.1 rpg, 0.9 bpg, 1.6 spg
C	51	Uchechi Ahaiwe	6-3	rSo	Riverdale, Md.	4.9 ppg, 4.1 rpg, 0.3 bpg

LAST TIME OUT

DELAWARE STATE: The Lady Hornets recorded too many mental mistakes last Saturday evening as they dropped their sixth straight game in a 69-56 loss to UMES in front of a raucous 875 at Memorial Hall. Over the first six minutes of the second half, DSU and UMES exchanged the lead seven times. A jumper from UMES' Karona Roach at 14:15 gave the Lady Hawks a 40-39 lead that they would never surrender. After two free throws from Kianna D'Oliveira brought Del State within six at 47-53, UMES went on a 10-2 run to go up, 49-65, with two minutes remaining in the game. Tasia Bristow led DSU in scoring with 15 points while D'Oliveira contributed 10 points in addition to a team-high eight rebounds and three blocked shots.

BETHUNE-COOKMAN: The Lady Wildcats (5-12) proved to be overtime warriors Monday night at home, outscoring Savannah State 9-5 in the overtime to come out victorious and move to 2-3 in MEAC play with the 58-54 win. B-CU weathered the storm with four lead changes and seven ties, but ultimately earned the win on key defensive stops to defeat the Lady Tigers, 58-54. Demetria Frank led the effort of three Lady Wildcats in double figures, collecting 14 points, while Jasmine Elum and Jalisa Isaac each put up 10. Not the typical rebounder, Elum was all over the glass, leading the team with eight boards.

SCOUTING THE LADY WILDCATS

B-CU is currently 5-12 on the season and 2-3 in the Mid-Eastern Athletic Conference with wins coming over Savannah State and North Carolina Central. Junior Jasmine Elum leads the team with 13.9 points per game while Demetria Frank collects an average of 6.8 rebounds per contest to lead the Lady Wildcats.

D'OLIVEIRA AND PITT NAMED TO PRESIDENT'S LIST

The 2011 fall semester grades have been released by the Delaware State University Athletic Academic Services staff and nearly 50 percent of the Delaware State University student-athlete population has been named to the Hornet Academic Honor Roll for the 2011 Fall Semester. Women's basketball juniors Kianna D'Oliveira and Crystal Pitt were two of 15 student-athletes to earn perfect 4.0 grade point averages for the semester. The Lady Hornets also had four players, in addition to D'Oliveira and Pitt, named to the Hornet Academic Honor Roll for receiving a 3.00 GPA for the semester in junior Uchechi Ahaiwe, redshirt sophomore Ashley Davis and freshmen Alexis Thornton and Morgan Woodruff.

LADY HORNETS LOOK TO SNAP LOSING STREAK

DSU looks to snap a current six-game losing streak, their second longest of the season, with a victory over Bethune-Cookman. With a win against St. Francis earlier this season, the Lady Hornets snapped a seven-game losing streak, their longest since the 2009-10 season. That year's squad had two significant losing streaks, one of 12 games (Nov. 18-Jan. 3) and the other of seven games (Jan. 16-Feb. 5).

HARMON MISSES FIRST CAREER GAME

For the first time since her middle school career, sophomore Deanna Harmon did not dress for competition. Harmon was deemed medically ineligible with concussion-like symptoms to play on Jan. 4 against Fordham.

DSU STATS LEADERS

Points	12.8	Tierra Hawkins
Rebounds	6.1	Tierra Hawkins
Assists	2.7	Deanna Harmon
Steals	2.3	Deanna Harmon
Blocks	1.0	Kianna D'Oliveira
3-pointers	1.1	Tasia Bristow
FG %	.417 (85-204)	Tierra Hawkins
3pt %	.303 (10-33)	Alexis Thornton
FT % (min. 10 attempt)	.860 (49-57)	Tasia Bristow
Min	36.1	Deanna Harmon

2011-12 DELAWARE STATE LADY HORNETS

#	Name	Pos.	Ht.	Cl.	Hometown/High School/Prev. School
3	Morgan Woodruff	FC	6-2	FR	Bloomington, Ind./Bloomington South H.S.
5	Tasia Bristow	G	5-5	SO	Baltimore, Md./St. Francis Academy
12	Deanna Harmon	GF	5-7	SO	Owings Mills, Md./St. Francis Academy
14	Keyanna Tate	GF	6-0	FR	Beltsville, Md./Bowie H.S.
15	Tarshaye' White	G	5-0	SO	Suitland, Md./Parkdale H.S./Patrick Henry CC
21	Coreenah Redden	G	5-7	FR	Wilmington, Del./Hodgson Vo-Tech H.S.
22	Crystal Pitt^	GF	5-7	JR	Ft. Washington, Md./National Christian Academy
23	Ashley Davis*	G	5-10	RSo	Odenton, Md./Arundel H.S./Drexel
24	Tierra Hawkins	GF	6-2	RFr	Clinton, Md./Riverdale Baptist
25	Nadirah Durr	F	6-0	FR	Avenel, N.J./St. Anthony H.S.
30	Kianna D'Oliveira	F	5-10	JR	Newport News, Va./Woodside H.S.
32	Alexis Thornton	G	5-9	FR	El Paso, Texas/Montwood H.S.
34	Chelsea Dukes	G	5-10	FR	Baltimore, Md./St. Francis Academy
51	Uchechi Ahaibe	C	6-3	RSo	Riverdale, Md./Bladensburg

*Medical redshirt - will not compete 2011-12 season

^Not eligible to compete until the 2012-13 season due to NCAA transfer rules

COACHING STAFF

HC: Ed Davis | West Virginia State '70 | 12th Season at DSU | 20th Season Overall
 AC: Andre Bolton | Christopher Newport '97 | 7th Season at DSU
 AC: Danielle Dawson | Hampton '99 | 7th Season at DSU
 AC: Fred Burroughs | Bowie State | 4th Season at DSU
 DBO: Trenita Shields | Bowie State '00 | 10th Season at DSU

PRONUNCIATIONS

5	Tasia Bristow	Tay-zhuh
14	Keyanna Tate	Key-on-uh
15	Tarshaye' White	Tar-shay
25	Nadirah Durr	Nah-deer-ah
30	Kianna D'Oliveira	Key-on-uh Doll-uh-vare-uh
51	Uchechi Ahaibe	You-chetch-chee Ah-hah-way

BY POSITION

GUARD (6): Bristow, Davis, Dukes, Redden, Thornton, White
 FORWARD (7): D'Oliveira, Durr, Harmon, Hawkins, Pitt, Tate, Woodruff
 CENTER (1): Ahaibe

BY CLASS

FRESHMAN (7): Dukes, Durr, Hawkins, Tate, Thornton, Redden, Woodruff
 SOPHOMORE (5): Ahaibe, Bristow, Davis, Harmon, White
 JUNIOR (2): D'Oliveira, Pitt
 SENIOR (0): None

BY STATE

DELAWARE (1): Redden (Wilmington)
 INDIANA (1): Woodruff (Bloomington)
 MARYLAND (9): Ahaibe (Riverdale), Bristow (Baltimore), Davis (Odenton), Dukes (Baltimore), Harmon (Owings Mills), Hawkins (Clinton), Pitt (Ft. Washington), Tate (Beltsville), White (Suitland)
 NEW JERSEY (1): Durr (Avenel)
 TEXAS (1): Thornton (El Paso)
 VIRGINIA (1): D'Oliveira (Newport News)

2011-12 DSU TRENDS

	Overall	Home	Rd/Netl
Overall Record	3-13	3-4	0-9
Conference Record	0-3	0-1	0-2

SCORING

Leading at half	2-0	2-0	0-0
Trailing at half	1-13	1-4	0-9
Tied at half	0-0	0-0	0-0
Scoring first	1-4	1-3	0-1
Games decided by five points or less	0-1	0-0	0-1
Games decided by 10 points or less	1-3	1-0	0-3
Leading with 2:00 left	3-0	3-0	0-0
Overtime games	0-0	0-0	0-0

OFFENSE

DSU scores 80+ points	2-0	2-0	0-0
DSU scores 70+ points	3-0	3-0	0-0
DSU scores 60+ points	2-2	2-0	0-2
DSU scores <60 points	0-11	0-4	0-7
Shooting 45% or better	1-1	1-0	0-1
Shooting less than 45%	2-12	2-4	0-8
FT % over .700	2-6	2-2	0-4
Player scoring 30+ points	0-0	0-0	0-0
Player scoring 20+ points	3-2	3-1	0-1
Two-plus players in double digit scoring	3-10	3-4	0-6

DEFENSE

OPP scores 80+ points	0-2	0-0	0-2
OPP scores 70+ points	0-4	0-1	0-3
OPP scores 60+ points	1-4	1-3	0-1
OPP scores <60 points	2-3	2-0	0-3
More steals than OPP	2-3	2-1	0-2
Less steals than OPP	1-9	1-2	0-7
Even steals	0-1	0-1	0-0

REBOUNDING/TURNOVERS

More rebounds than OPP	2-2	2-1	0-1
Less rebounds than OPP	0-11	0-3	0-8
Even rebounding	1-0	1-0	0-0
More TO than OPP	0-7	0-1	0-6
Less TO than OPP	3-5	3-3	0-2
Even TO	0-1	0-0	0-1

MONTHS

November	2-4	2-1	0-3
December	1-7	1-1	0-6
January	0-2	0-2	0-0
February	0-0	0-0	0-0
March	0-0	0-0	0-0

DAYS

Sunday	1-2	1-0	0-2
Monday	0-1	0-0	0-1
Tuesday	1-0	1-0	0-0
Wednesday	0-3	0-2	0-1
Thursday	0-2	0-1	0-1
Friday	0-0	0-0	0-0
Saturday	1-5	1-1	0-4

TIME

Day	2-6	2-0	0-6
Night (after 5 p.m.)	1-7	1-4	0-3

UNIFORM

Black	0-4	0-0	0-4
White	1-5	1-4	0-1
Blue	2-3	2-0	0-3
Red	0-1	0-0	0-1

MISCELLANEOUS

DSU controls tip	2-4	2-3	0-1
Following a DSU win	1-2	1-0	0-2
Following a DSU loss	1-11	1-4	0-7

DELAWARE STATE EXTREMES

Largest lead	48	Nov. 12	vs. Wilmington
Largest deficit	75	Dec. 8	at #5/6 Maryland
Largest halftime lead	22	Nov. 15	vs. Wesley
Largest halftime deficit	43	Dec. 8	at #5/6 Maryland
Largest lead in loss	12	Nov. 27	vs. Robert Morris
Largest deficit in win	20	Dec. 11	vs. St. Francis (N.Y.)
Largest halftime lead in loss	N/A		
Largest halftime deficit in win	11	Dec. 11	vs. St. Francis (N.Y.)
Largest lead at home	48	Nov. 12	vs. Wilmington
Largest deficit at home	21	Nov. 23	vs. NJIT
Largest lead on road	12	Nov. 27	vs. Robert Morris
Largest deficit on road	75	Dec. 8	at #5/6 Maryland

THE LAST TIME DSU...

SCORING

Scored 100+ points: vs. Lincoln (Pa.) (119*-31), 1991-92
 Scored 90+ points: vs. Wesley (90-58), 1/1/11
 Scored less than 40 points: at #22/25 Texas (35-89), 12/28/11
 Scored less than 30 points: at Hampton (29-52), 1/29/11
 Scored less than 20 points: at Syracuse (17-87), 12/4/10
 Had two players score 20+ points: vs. Wilmington, 11/12/11
 Tierra Hawkins (21), Deanna Harmon (20)
 Had no player in double figures: at #22/25 Texas (35-89), 12/28/11
 Had five players in double figures:

REBOUNDING

Had over 50 rebounds: vs. Wilmington (51), 11/12/11
 Had under 25 rebounds: at #5/6 Maryland (108-33), 12/8/11
 Had three players with 10+ rebounds:

MISCELLANEOUS

Won in overtime: vs. UMES (74-69, 1OT), 1/13/11
 Lost in overtime: at Hampton (64-68, 1OT), 2/7/09
 Had 20+ assists: vs. Lincoln (Pa.) (22), 11/13/09
 Had 15+ steals: at #22/25 Texas (35-89), 12/28/11
 Had 10+ blocks:
 Had two players with double-doubles: vs. Wesley, 11/15/11
 Tierra Hawkins (22 pts/11 reb), Uchechi Ahaïwe (12 pts/10 reb)
 Won by 50+ points: vs. Lincoln (Pa.) (84-28), 11/13/09
 Won by 40+ points: vs. Wilmington (80-32), 11/12/11
 Won by 30+ points: vs. Wesley (85-53), 11/15/11
 Allowed 100+ points: at #5/6 Maryland (108-33), 12/8/11
 Allowed 40 points or less: vs. Wilmington (80-32), 11/12/11
 Allowed 30 points or less: vs. Lincoln (Pa.) (84-28), 11/13/09

**school record*

THE LAST TIME A DSU PLAYER...

SCORING

Scored 40+ points:
 Sabrina Leonard (40*) vs. Lincoln (Pa.), 1983
 Scored 30+ points:
 Scored 25+ points:
 Tasia Bristow (28) vs. St. Francis (N.Y.), 12/11/11
 Shot 100% in field goals (min. 7 made):
 Made 5+ 3-pointers:
 Kianna Conner (5) vs North Carolina A&T, 2/5/11
 Made 12+ free throws:
 Shot 100% in free throws (min. 8):

MISCELLANEOUS

Had 15+ rebounds:
 Had 10+ assists:
 Had 10+ steals:
 Had 5+ blocks:
 Thea Littlepage (6*) at South Carolina State, 1/12/08
 Had a double-double:
 Tierra Hawkins (15 pts, 10 reb) at Wright State, 11/19/11

**school record*

SCORING WOES

The Lady Hornets have scored under 40 points twice this season, both coming against ranked teams (33 at no. 5/6 Maryland and 35 at no. 22/25 Texas). Additionally, both teams didn't allow a Lady Hornet to score in double figures. Last season, DSU was held under 40 points four times.

WHITE ELIGIBLE TO SEE ACTION FOR DSU

Sophomore Tarshaye' White, who previously played for Patrick Henry Community College, has been ruled eligible for competition with the completion and submission of first semester grades. In her first game, White saw two minutes of action and recorded one rebound and one assist for the Lady Hornets against Towson on Dec. 22.

HAWKINS NABS MEAC ROOKIE OF WEEK FOR SECOND TIME

For the second time this season, redshirt freshman Tierra Hawkins was named the Mid-Eastern Athletic Conference Rookie of the Week for the week of December 19. The forward recorded back-to-back double-digit outings with 18 points against North Florida and 11 points against FIU that weekend at the UNF Osprey Holiday Classic. She added in 15 rebounds and four steals in the two DSU losses.

DOWN, BUT NOT OUT

A 28-4 run over St. Francis gave the Lady Hornets their largest comeback victory in the recent years. With 14:25 remaining in the second half, St. Francis led by 20 points before DSU went on their run to win. During the 2008-09 season, the Lady Hornets came back from a 16-point deficit to take a win over North Carolina A&T.

D'OLIVEIRA RETURNS

Ed Davis announced on Dec. 8 the addition of junior forward Kianna D'Oliveira to the 2011-12 roster. D'Oliveira was a member of the Lady Hornets her freshman and sophomore years. In her two seasons, she averaged 5.6 points, 5.2 rebounds and 1.1 blocks per contest in 58 games played. She also led DSU in blocked shots with 27 her freshman season and 34 as a sophomore. In her first game back with the Lady Hornets, D'Oliveira recorded nine points, three rebounds and one blocked shot in 18 minutes of play.

RANKED OPPONENTS

DSU has faced two ranked opponents this season. On Dec. 8, the Lady Hornets fell to no. 5/6 Maryland, 108-33. On Dec. 28, no. 22/25 Texas defeated DSU, 89-35.

HAWKINS SPARKS DSU IN OPENER

In her first game wearing a Delaware State University uniform, redshirt freshman Tierra Hawkins recorded a double double of 21 points and 10 rebounds as the Lady Hornets cruised by Wilmington University, 80-32, in their season-opener. Hawkins finished the day on 9-of-20 shooting and 3-for-6 from the charity stripe in addition to three blocks, two assists and two steals in 28 minutes of play. Joining Hawkins in double digits and recording career-highs were sophomore Deanna Harmon with 20 points on 8-of-12 shooting and 2-for-3 from behind the arc, and redshirt sophomore Uchechi Ahaïwe with 10 points and eight rebounds. All 10 players on DSU's active roster saw playing time and scored at least one point.

NEW MARKS SET IN FIRST GAME

The Lady Hornets rewrote numerous historical statistical categories in their first game as they collected over 50 rebounds (51) for the first time since 2008 when they tallied 56 against Cheyney. Additionally, they recorded 22 steals, their most since Jan. 8, 2011 when they had 17 against North Carolina Central. The last time Del State won by more than 40 points was in 2009 when they posted a score of 84-28 over Lincoln (Pa.) and the last time

DSU ALLTIME RECORDS

SINGLE-GAME SCORING

40 Sabrina Leonard vs. Lincoln (Pa.) - 1993
 39 Charlene Allen vs. Brooklyn - 1984
 Eva McCormick vs. Salisbury - 1978
 Eva McCormick vs. Stockton - 1980
 37 Eva McCormick vs. Bowie State - 1980

SINGLE-GAME REBOUNDS

28 Jackie Tunstall vs. Stockton - 1979
 22 Karen Johnson vs. Coppin State - 1998
 Karen Johnson vs. Hofstra - 1995
 20 Charlotte Spellman vs. Stockton - 1978
 Jackie Tunstall vs. Jersey City - 1982
 Jackie Tunstall vs. Lincoln (Pa.) - 1982

SINGLE-GAME ASSISTS

12 Alfreda Jefferson vs. Bethune-Cookman - 1996

SINGLE-GAME STEALS

12 Alfreda Jefferson vs. SC State - 1995

SINGLE-GAME BLOCKS

6 Thea Littlepage vs. SC State - 1/12/08
 Thea Littlepage vs. Morgan State - 1/8/07

SINGLE-GAME MOST POINTS SCORED

119 vs. Lincoln (Pa.) - 119-31 - 1991-92
 107 vs. Lincoln (Pa.) - 107-68 - 1983-84
 vs. Coppin State - 107-34 - 1979-80

SINGLE-GAME MOST POINTS ALLOWED

123 Richmond - 69-123 - 1996-97
 116 NC State - 39-116 - 1996-97

they allowed less than 40 points was on Jan. 9, 2010 in a 57-39 win over Winston-Salem State.

YOUNG TEAM

The 2011-12 Lady Hornets bear little resemblance to the team that posted a 9-20 overall record and a 10th place finish in the MEAC (5-11) last season. Del State returns just four players who saw action last year. Head coach **Ed Davis** faces the challenge of replacing his top two scorers, leading rebounders and best three-point shooter from a season ago. The 2011-12 active roster features seven freshmen, four sophomores, one junior and zero seniors.

TENURED COACHING STAFF

Despite a young squad on the court, Delaware State features a talented and experienced coaching staff on the bench. Head coach **Ed Davis** in his 12th season with the Lady Hornets and 20th overall as a NCAA head coach. His staff has a combined 24 seasons under their belts at Del State. **Andre Bolton, Danielle Dawson, Fred Burroughs** and **Trenita Shields** were monumental instruments in helping lead the Lady Hornets to their first MEAC title and NCAA tournament appearance in school history during the 2006-07 season.

LADY HORNETS PREDICTED TO FINISH 10TH

DSU is predicted to finish 10th overall in the MEAC, according to a preseason poll voted on by the conference's head coaches and sports information directors. The Lady Hornets received a total of 184 points in the rankings. For the second consecutive year, the Hampton Lady Pirates were predicted to win the regular season title. Hampton received 667 points, 100 more than second place finishing Howard University, and 23 first place votes.

HOME COOKING

Memorial Hall has not been very friendly to Delaware State opponents during the **Ed Davis** era. Including six games this season, the Lady Hornets are 91-43 at home since the 2000-01 season (.679). Davis led DSU to a school-record 23-game home win streak from 2003-05, which included a victory over the Big East's West Virginia.

SEASON/HOME OPENERS

Since the 1977-78 season, the Lady Hornets are 20-15 (8-4 during Ed Davis era) in home openers, including this year's 80-32 victory over Wilmington. When winning the home opener, they have gone on to post winning record that season 12 of the 19 times. Del State hasn't fared as well in season openers as they are 11-23 overall to start a season since 1977-78. Conversely, six of those 11 victories have come with Davis in charge. The Lady Hornets gone on to have had a winning season in seven of those 11 years.

REDSHIRT TRANSFER

Ashley Davis, a guard from Odenton, Md., will sit out this season due to NCAA Division I transfer rules. The 5-10 player comes to Delaware State from Drexel University, where she played in 11 games for the Dragons as a redshirt sophomore. Davis averaged 1.4 points in 6.7 minutes played. She redshirted her freshman season at DU. At Arundel High School, Davis was a McDonald's All-American nominee and holds the school's career record for three-pointers made.

ST. FRANCIS ACADEMY TEAMMATES

The Lady Hornets feature three players who come from St. Francis Academy in Baltimore, Md. Returning sophomores **Tasia Bristow** and **Deanna Harmon** welcome freshman and former teammate **Chelsea Dukes** to the Del State squad. During their tenure, SFA posted a 69-3 combined record, including a 21-0 season when Bristow and Harmon were juniors and Dukes was a sophomore. The three also helped lead SFA to two IAAM championships in addition to Diamond State Classic and Bishop Walsh tournament championships.

DSU IN THE MEAC/NCAA

MEAC ranking as of games through Jan. 17 | NCAA ranking as of games through Jan. 15

Category	MEAC	NCAA
Scoring Offense	55.2	10 th 286 th
Scoring Defense	66.6	9 th 254 th
Scoring Margin	-11.3	11 th 303 rd
FT %	.669	6 th 209 th
FG %	.356	8 th 297 th
FG % Def.	.452	13 th 331 st
3FG/Game	2.8	11 th 321 st
3FG %	.262	10 th
3FG % Def.	.274	3 rd 55 th
Rebounds (Off)	14.8	7 th N/A
Rebounds (Def)	18.3	13 th N/A
Rebounding Margin	-4.8	10 th 285 th
Blocks	2.5	7 th 258 th
Assists	8.6	12 th 329 th
Steals	9.3	9 th 139 th
Turnover Margin	+0.44	7 th 161 st
Assist/TO Ratio	0.4	11 th 324 th
Win/Loss %	.188	11 th 305 th

RANKED DSU PLAYERS

MEAC ranking as of games through Jan. 17 | NCAA ranking as of games through Jan. 8

Category	Player	MEAC	NCAA
Scoring	Tierra Hawkins	12.8	17 th
	Tasia Bristow	12.6	18 th
Rebounding	Tierra Hawkins	6.1	14 th
	Tierra Hawkins	.417	12 th 169 th
Assists	Deanna Harmon	2.7	8 th
FT%	Tasia Bristow	.860	2 nd 33 rd
Steals	Deanna Harmon	2.3	11 th 142 nd
	Tasia Bristow	2.2	T-12 th 168 th
3FG%			
3FG Made			
Blocks	Tierra Hawkins	0.9	8 th
A/TO Ratio			
Off Reb			
Def Reb	Tierra Hawkins	3.7	15 th
Minutes	Deanna Harmon	36.1	4 th

To be ranked, player must appear in at least 75% of their team's games
NCAA minimums are higher than MEAC, hence some players ranked higher in the MEAC not ranked in the NCAA

2011-12 DSU STREAKIN'

Current Streak: L6
 Longest Win Streak: W2
 Longest Losing Streak: L7

 Current Home Streak: L3
 Longest Home Win Streak: W2
 Longest Home Losing Streak: L3

 Current Road/Neutral Streak: L9
 Longest Road/Neutral Win Streak: N/A
 Longest Road/Neutral Losing Streak: L9

DSU NOTABLES

DOUBLE-DOUBLES	SEASON	CAREER
Uchechi Ahaïwe	1	1
Tierra Hawkins	3	3
DOUBLE-FIGURE SCORING	SEASON	CAREER
Uchechi Ahaïwe	3	3
Tasia Bristow	9	18
Kianna D'Oliveira	1	12
Chelsea Dukes	3	3
Deanna Harmon	5	12
Tierra Hawkins	12	12
Crystal Pitt	--	2
Keyanna Tate	2	2
20-POINT GAMES	SEASON	CAREER
Tasia Bristow	2	3
Deanna Harmon	1	1
Tierra Hawkins	3	3
DOUBLE-FIGURE REBOUNDS	SEASON	CAREER
Uchechi Ahaïwe	1	1
Deanna Harmon	1	2
Tierra Hawkins	3	3

HEAD COACH ED DAVIS

DAVIS CAREER

Year	School	Overall	MEAC
1992-93	Bowie State	6-19	--
1993-94	Bowie State	14-11	--
1994-95	Bowie State	19-9	--
1995-96	Bowie State	28-2	--
1996-97	Bowie State	29-2	--
1997-98	Bowie State	28-2	--
1998-99	Bowie State	25-4	--
1999-00	Bowie State	22-5	--
2000-01	Delaware State	16-14	12-6
2001-02	Delaware State	9-19	6-12
2002-03	Delaware State	20-10	16-2
2003-04	Delaware State	21-9	14-4
2004-05	Delaware State	16-12	12-6
2005-06	Delaware State	21-9	13-5
2006-07	Delaware State	20-13	12-6
2007-08	Delaware State	18-14	12-4
2008-09	Delaware State	15-15	11-5
2009-10	Delaware State	6-24	4-12
2010-11	Delaware State	9-20	5-11
2011-12	Delaware State	3-13	0-3
OVERALL (20th Season)		345-226	117-76
Bowie State Record (8 yrs)		171-54	N/A
DSU Record (12 th Season)		174-172	117-76
MEAC Tournament		12-10	
NCAA Tournament		0-1	



12th Season at DSU | 20th Season Overall | West Virginia State '73

Davis is in his 12th season as head coach of the Lady Hornets. Since accepting the post prior to the 2000-01 season, he has led DSU to the most successful run in the history of the program.

Prior to the 2011-12 season, the Washington, D.C., native had an overall record of 171-159 (.518) at DSU, including a 117-73 (.616) mark in MEAC regular season contests. The Davis years at Delaware State are highlighted by a MEAC Tournament championship and NCAA Tournament berth (2007), a MEAC regular season co-championship (2003-04), five MEAC championship game appearances and the only 20-win seasons (four) in team history.

Davis further enhanced his credentials after a hard fought loss to No. 2 seed Vanderbilt in the 2007 NCAA Tournament. His 15th seeded Lady Hornets trailed by just four points at the half and by six with eight minutes left to the heavily favored Commodores.

Now in his 20th season as a collegiate head coach, Davis surpassed the 300-win mark for his career and became Delaware State's all-time leader in women's basketball victories during the 2007-08 season. He owns a career record of 342-211 (.618), highlighted by nine seasons with 20-or-more wins.

Delaware State has been particularly tough at home under Davis. The Lady Hornets an 89-39 (.695) mark at home during the Davis era. He led the team to a school-record 23 straight home wins from 2003-05.

Delaware State led the MEAC in scoring defense for seven straight years before the string was snapped last season.

During the 2006-07 season, Davis led the Lady Hornets on a 13-2 late-season spurt, including a three-game MEAC Tournament sweep en route to the first league championship in team history.

In 2005-06, Davis led the Lady Hornets to a 21-9 overall record and an appearance in the MEAC Tournament title game. The 21 wins matched the most in team history, tying the mark set by his 2003-04 squad. On February 27, 2006 Davis reached a milestone by posting his 100th win at Delaware State.

One year after setting a national record for scoring defense, Delaware State was tops in the MEAC and sixth among all Division I teams in scoring defense at 53.4 points-per-game during the 2005-06 season.

During the 2004-05 campaign, Delaware State set a national record for scoring defense. That season, the Lady Hornets became the first Division I women's team to hold opponents to less than 50 points per game in a season, allowing 49.6 per contest.

Davis also served as the university's interim Director of Athletics during the 2004-05 academic year.

The previous season (2003-04), Davis led the Lady Hornets to new heights, recording a school-record 21 wins (21-9) and capturing a share of the Mid-Eastern Athletic Conference regular season title for the first time in team history. His 2003-04 team was defeated by regular season co-champ Hampton in the MEAC Tournament championship game. That season, Delaware State was 11-0 at home including a 59-56 win over West Virginia, Delaware State's first against a Big East opponent.

Davis was rewarded by being named MEAC Coach-of-the-Year for the 2003-04 season.

In 2002-03, Davis led the Hornets to the first 20-win season (20-10) in team history. Along the way, the 2002-03 Lady Hornets also set team records for consecutive wins (10) and conference victories (16-2). In addition, the team's second-place finish in the final MEAC regular standings was the best in the program's history at the time.

The team was particularly tough at home, winning its last 10 games in Memorial Hall that season.

During the 2000-01 season, his first at DSU, Davis guided a Delaware State that was picked to finish 10th in the Mid-Eastern Athletic Conference to within minutes of a conference championship.

In the four years prior to Davis' arrival, the Lady Hornets were 36-85, and failed to advance beyond the quarterfinals of the conference tourney.

Prior to taking over the Delaware State job, Davis was head coach at Bowie State University (Md.).

In eight seasons at Bowie, he posted an overall record of 171-54 and turned the Bulldogs into one of the top Division II programs in the country. His tenure was highlighted by three Central Intercollegiate Athletic Association (CIAA) championships, three NCAA Tournament appearances, and numerous "coach of the year" awards.

Although Bowie State posted a record of 6-19 in 1992-93, Davis' first season, it marked the most wins by the team in four years.

The following season, 1993-94, Bowie improved to 14-11, its first winning team in 10 years.

VS. '11-'12 OPPONENTS

Opponent	W-L (11-12 Result)	Matchup
Bethune-Cookman	16-5	1/21
Coppin State	8-13	2/11
East Carolina	0-1 (L, 47-54)	11/26
Florida A&M	16-10	1/23
Florida International	0-1 (L, 57-73)	12/18
Fordham	0-1 (L, 48-63)	1/4
Hampton	5-23	2/6, 2/20
Howard	13-7 (L, 49-59)	12/5, 2/25
Maryland	0-3 (L, 108-33)	12/8
Morgan State	17-5	2/13, 2/27
NJIT	1-1 (L, 49-65)	11/23
Norfolk State	21-12	2/4, 2/18
North Carolina A&T	14-4	1/30
North Carolina Central	9-2	1/28
North Florida	0-1 (L, 61-72)	12/17
Robert Morris	0-1 (L, 67-75)	11/27
St. Francis (N.Y.)	3-0 (W, 73-66)	12/11
South Carolina State	10-7	3/1
Texas	0-1 (L, 35-89)	12/28
Towson	0-2 (L, 59-70)	12/22
UMES	16-12 (L 32-60; L 56-69)	
Wesley	5-0 (W, 85-53)	11/15
Wilmington	1-0 (W, 80-32)	11/12
Wright State	0-2 (L, 53-57)	11/19

MID-EASTERN ATHLETIC CONFERENCE

WEEKLY ACCOLADES

2011-12 STANDINGS

	MEAC	Overall
Hampton	5-0	13-3
Florida A&M	5-0	12-5
Howard	5-1	13-6
Maryland Eastern Shore	2-1	4-10
Coppin State	3-2	8-10
Norfolk State	3-3	8-9
South Carolina State	3-3	8-9
North Carolina A&T	2-2	7-10
Bethune-Cookman	2-3	5-12
Savannah State	1-5	6-11
Delaware State	0-3	3-13
Morgan State	0-4	3-14
North Carolina Central	0-4	2-15

UPCOMING GAMES

SATURDAY, JANUARY 21

Savannah State at South Carolina State*	2 p.m.
Florida A&M at Maryland Eastern Shore*	2 p.m.
North Carolina Central at Coppin State*	2 p.m.
North Carolina A&T at Morgan State*	2 p.m.
Norfolk State at Hampton*	4 p.m.
Bethune-Cookman at Delaware State*	5 p.m.

MONDAY, JANUARY 23

North Carolina A&T at Coppin State*	4:30 p.m.
Florida A&M at Delaware State*	5:30 p.m.
Bethune-Cookman at Maryland Eastern Shore*	5:30 p.m.
North Carolina Central at Morgan State*	5:30 p.m.
Hampton at Howard*	7 p.m.

PRESEASON PREDICTED ORDER OF FINISH

School.....	Points
1. Hampton (23).....	667
2. Howard (1).....	557
3. North Carolina A&T (1).....	495
4. Florida A&M.....	482
5. Morgan State	464
6. Coppin State (1).....	415
7. Bethune-Cookman	290
8. Maryland Eastern Shore.....	264
9. South Carolina State	242
10. Delaware State	184
11. Savannah State	178
12. North Carolina Central	94
13. Norfolk State	90

WEDNESDAY, JANUARY 25

Lincoln (Pa.) at UMES	6 p.m.
-----------------------	--------

THURSDAY, JANUARY 26

Talledega College at Savannah State	7 p.m.
-------------------------------------	--------

SATURDAY, JANUARY 28

Delaware State at North Carolina Central*	2 p.m.
UMES at North Carolina A&T*	2 p.m.
Howard at Savannah State*	2 p.m.
Coppin State at Hampton	4 p.m.
Bethune-Cookman at Florida A&M*	4 p.m.
Morgan State at Norfolk State*	4 p.m.

PLAYER OF THE WEEK

Date	Player	School	Pos.	Class
N28	Tiara Knotts	SCSU	G	Jr.
D5	Melanie Warner	Hampton	F	Sr.
D12	Choicetta McMillan	Hampton	G	Sr.
D19	Saadia Doyle	Howard	F	rJr.
D26	Saadia Doyle	Howard	F	rJr.
J2	Jericka Jenkins	Hampton	G	Sr.
J9	Alyssa Bennett	Hampton	F	So.
J16	Nicole Hamilton	Hampton	G	So.
J23				
J30				
F6				
F13				
F20				
F27				

ROOKIE OF THE WEEK

Date	Player	School	Pos.	Class
N28	Tierra Hawkins	DSU	GF	rFr.
D5	Amber Antoine	B-CU	G	Fr.
D12	Cabriel Duren	SCSU	G	Jr.
D19	Tierra Hawkins	DSU	GF	rFr.
D26	Jaylan Bodiford	NCAT	FC	Fr.
J2	Porsha Barr	UMES	F	Fr.
J9	Amarah Williams	Morgan St.	FC	Fr.
J16	Tiffanie Adair	NCAT	F	So.
J23				
J30				
F6				
F13				
F20				
F27				

HEAD COACH ED DAVIS, CONTINUED

DEFENSIVE PLAYER OF THE WEEK

Date	Player	School	Pos.	Class
N28	Tracy King	NCAT	G	So.
D5	Qjana Donald	FAMU	FC	Sr.
D12	Paris Alston	SCSU	C	Jr.
D19	Chasidy Williams	NCCU	G	rJr.
D26	Tracy King	NCAT	G	So.
J2	Demetria Frank	B-CU	G	Sr.
	Ariel Phelps	Hampton	F	Jr.
J9	Antonia Bennett	FAMU	GF	Sr.
J16	Alisha Nelson	SSU	F	Sr.
J23				
J30				
F6				
F13				
F20				
F27				

Davis' 1994-95 team was 19-9 and advanced to the championship game of the CIAA Tournament. He captured his first CIAA Coach of the Year award following the season.

The next four years Davis led Bowie State to an unprecedented run of success in the CIAA. From 1995 to 1999, the Bulldogs posted a remarkable 110-10 record and a CIAA championship "three-peat."

His 1995-96 team was 28-2 and advanced to the "Sweet 16" of the NCAA. The squad also ranked first among all Division II teams in scoring defense.

The 1996-97 team had a 28-game winning streak en route to a 29-2 overall mark and the CIAA Tournament championship. The team also qualified for the NCAA Tournament for the second straight year.

The following year, 1997-98, the Bulldogs posted a 28-2 record and captured their second straight CIAA Tournament. The team was ranked as high as number six in the national polls.

Davis' 1998-99 team was 25-4 and captured a third consecutive CIAA championship before advancing to the "Sweet 16" of the NCAA Tournament.

In 1999-2000, Bowie State was 22-5 and reached the championship game of the CIAA Tournament.

From 1995 to 2000, Davis' teams won 40 consecutive games on their home court.

Davis has earned a number of awards for his coaching success, including CIAA Coach of the Year in 1995 and Women's Basketball Coaches Association District II Coach of the Year in 198 and 1999. He was CIAA Tournament Outstanding Coach in 1997, '98 and '99.

Prior to his years at Bowie State, Davis was a teacher and successful high school coach in the Washington, D.C. area.


Davis was a four-year letterwinner on the West Virginia State men's basketball team that set NCAA and National Association of Intercollegiate Athletics (NAIA) scoring records in the late 1960s and early 70s.

He holds a master's in education from Howard University and a bachelor's in education from West Virginia State College. Davis was inducted into the West Virginia State Athletics Hall of Fame in October 2008.



#3 MORGAN WOODRUFF

FC | 6-2 | Freshman | Bloomington, Ind. | Bloomington South H.S.



	GP-GS	MIN.	PPG	RPG	APG	SPG	BPG	FG%	3FG%	FT%
2011-12	11-0	8.7	0.2	0.7	0.0	0.4	0.1	.000	.000	.667
Career	11-0	8.7	0.2	0.7	0.0	0.4	0.1	.000	.000	.667

- Played for Indiana Elite AAU team
- Father, Steve Downing, played basketball at Indiana University from 1971-75
- Chose Del State for its HBCU roots
- Major: Public Relations

SEASON HIGHS	Points	2	vs. Wilmington 11/12/11
	Rebs	3	vs. Wesley 11/15/11
	Assists		
	Steals	3	at #22/25 Texas 12/28/11
	Blocks	1	at UMES 12/3/11

CAREER HIGHS	Points	2	vs. Wilmington 11/12/11
	Rebs	3	vs. Wesley 11/15/11
	Assists		
	Steals	3	at #22/25 Texas 12/28/11
	Blocks	1	at UMES 12/3/11

#5 TASIA BRISTOW

G | 5-5 | Sophomore | Baltimore, Md. | St. Francis Academy



	GP-GS	MIN.	PPG	RPG	APG	SPG	BPG	FG%	3FG%	FT%
2011-12	16-16	32.5	12.6	2.3	2.0	2.2	0.2	.353	.257	.860
Career	45-33	28.4	9.7	1.8	1.4	1.8	0.1	.324	.286	.731

- Named to the UNF All-Classic Team
- Scored career-high four 3-pointers at UMES on 1/13/11
- High school teammate of current DSU players Deanna Harmon and Chelsea Dukes
- Major: Criminal Justice

SEASON HIGHS	Points	28	vs. St. Francis 12/11/11
	Rebs	5	vs. NJIT 11/23/11
	Assists	5	vs. Wilmington 11/12/11
	Steals	7	vs. Wilmington 11/12/11
	Blocks	1	3x, last vs. NJIT 11/23/11

CAREER HIGHS	Points	28	vs. St. Francis 12/11/11
	Rebs	5	Twice, last vs. NJIT 11/23/11
	Assists	5	Twice, last vs. Wilmington 11/12/11
	Steals	7	vs. Wilmington 11/12/11
	Blocks	1	3x, last vs. NJIT 11/23/11

#12 DEANNA HARMON

GF | 5-7 | Sophomore | Owings Mills, Md. | St. Francis Academy



	GP-GS	MIN.	PPG	RPG	APG	SPG	BPG	FG%	3FG%	FT%
2011-12	15-15	36.1	7.9	4.4	2.7	2.3	0.1	.321	.250	.651
Career	44-44	33.9	7.5	4.7	2.8	1.9	0.05	.334	.238	.624


- Missed first career game (since middle school) with concussion-like symptoms on 1/4/12
- Named to the ECU All-Classic Team
- H.S. class Salutatorian (2010)
- Played for MYBA Wildcats AAU team
- High school teammate of current DSU players Tasia Bristow and Chelsea Dukes
- Major: Mathematics (minor: Accounting)

SEASON HIGHS	Points	20	vs. Wilmington 11/12/11
	Rebs	10	at Wright State 11/19/11
	Assists	5	vs. Wesley 11/15/11
	Steals	3	vs. Wilmington 11/12/11
	Blocks	1	vs. FIU 12/18/11

CAREER HIGHS	Points	20	vs. Wilmington 11/12/11
	Rebs	11	at Bethune-Cookman 2/12/11
	Assists	7	vs. Coppin State 1/24/11
	Steals	6	at St. Francis (N.Y.) 12/22/10
	Blocks	1	Twice, last vs. FIU 12/18/11

#14 KEYANNA TATE

GF | 6-0 | Freshman | Beltsville, Md. | Bowie H.S.



	GP-GS	MIN.	PPG	RPG	APG	SPG	BPG	FG%	3FG%	FT%
2011-12	16-16	27.7	5.3	4.1	1.2	1.1	0.3	.315	.000	.778
Career	16-16	27.7	5.3	4.1	1.2	1.1	0.3	.315	.000	.778

- Played five years with the Lady Diamonds AAU team and one with the Fairfax Stars
- Spent time with the ROTC in high school
- Major: Undecided

SEASON HIGHS	Points	11	Twice, last vs. St. Francis 12/11/11
	Rebs	9	vs. Robert Morris 11/27/11
	Assists	4	vs. Wilmington 11/12/11
	Steals	3	Twice, last at #22 Texas 12/28/11
	Blocks	1	5x, last vs UMES 1/14/12

CAREER HIGHS	Points	11	Twice, last vs. St. Francis 12/11/11
	Rebs	9	vs. Robert Morris 11/27/11
	Assists	4	vs. Wilmington 11/12/11
	Steals	3	Twice, last at #22 Texas 12/28/11
	Blocks	1	5x, last vs UMES 1/14/12

#15 TARSHAYE' WHITE

G | 5-0 | Sophomore | Suitland, Md. | Parkdale H.S. | Patrick Henry CC



	GP-GS	MIN.	PPG	RPG	APG	SPG	BPG	FG%	3FG%	FT%
2011-12	3-0	5.7	0.0	0.3	0.3	0.0	0.0	.000	.000	.000
Career	3-0	5.7	0.0	0.3	0.3	0.0	0.0	.000	.000	.000

- Ineligible to play first semester; saw action in her first game on Dec. 22
- Won District I, Region 10, conference regular season and conference tournament championships at Patrick Henry CC
- Major: Movement Science

SEASON HIGHS	Points		
	Rebs	1	vs. Towson 12/22/11
	Assists	1	vs. Towson 12/22/11
	Steals		
	Blocks		

CAREER HIGHS	Points		
	Rebs	1	vs. Towson 12/22/11
	Assists	1	vs. Towson 12/22/11
	Steals		
	Blocks		

#21 COREENAH REDDEN

G | 5-7 | Freshman | Wilmington, Del. | Hodgson Vo-Tech H.S.



	GP-GS	MIN.	PPG	RPG	APG	SPG	BPG	FG%	3FG%	FT%
2011-12	14-0	8.3	0.9	0.7	0.4	0.4	0.0	.333	.000	.300
Career	14-0	8.3	0.9	0.7	0.4	0.4	0.0	.333	.000	.300

- Played with the Lady Sharks AAU team
- McDonald's All-American nominee
- Delaware North Top 10 player
- H.S. lost just one conference game in her four years
- Major: Movement Science

SEASON HIGHS	Points	Rebs	Assists	Steals	Blocks
	3	3	1	3	

CAREER HIGHS	Points	Rebs	Assists	Steals	Blocks
	3	3	1	3	

#22 CRYSTAL PITT

GF | 5-7 | Junior | Fort Washington, Md. | National Christian Academy



	GP-GS	MIN.	PPG	RPG	APG	SPG	BPG	FG%	3FG%	FT%
2011-12										
Career	47-1	11.5	2.6	1.7	0.5	0.6	0.06	.286	.221	.735

- Will not compete 2011-12 season due to medical redshirt
- Brother, Neal Pitt, was a member of the UMES men's basketball team from 2008-10
- H.S. class Salutatorian

SEASON HIGHS	Points	Rebs	Assists	Steals	Blocks

CAREER HIGHS	Points	Rebs	Assists	Steals	Blocks
	12	7	2	4	1

#23 ASHLEY DAVIS

G | 5-10 | Redshirt Sophomore | Odenton, Md. | Arundel H.S. | Drexel



	GP-GS	MIN.	PPG	RPG	APG	SPG	BPG	FG%	3FG%	FT%
2011-12										
Career										

- Will not play 2011-12 season due to NCAA transfer rules
- Cousin of WNBA star Nikki Teasley
- Major: Criminal Justice

SEASON HIGHS	Points	Rebs	Assists	Steals	Blocks

CAREER HIGHS	Points	Rebs	Assists	Steals	Blocks

#24 TIERRA HAWKINS

GF | 6-2 | Redshirt Freshman | Clinton, Md. | Riverdale Baptist H.S.



	GP-GS	MIN.	PPG	RPG	APG	SPG	BPG	FG%	3FG%	FT%
2011-12	16-15	28.8	12.8	6.1	0.6	1.6	0.9	.417	.000	.593
Career	16-15	28.8	12.8	6.1	0.6	1.6	0.9	.417	.000	.593

- Two-time MEAC Rookie of the Week (11/28, 12/19)
- Twin sister, Tianna, plays basketball at the University of Maryland
- Major: Mass Communications

SEASON HIGHS	Points	Rebs	Assists	Steals	Blocks
	22	12	2	3	3

CAREER HIGHS	Points	Rebs	Assists	Steals	Blocks
	22	12	2	3	3

#25 NADIRAH DURR

F | 6-0 | Freshman | Avenel, N.J. | St. Anthony H.S.



	GP-GS	MIN.	PPG	RPG	APG	SPG	BPG	FG%	3FG%	FT%
2011-12	15-1	11.1	1.1	2.1	0.4	0.3	0.1	.292	.000	.333
Career	15-1	11.1	1.1	2.1	0.4	0.3	0.1	.292	.000	.333

- Father, Alexander Durr, played basketball at Benedict College from 1959-64 and is a member of their Hall of Fame
- Played two years for All-NJ Elite AAU
- Major: Undecided

SEASON HIGHS	Points	Rebs	Assists	Steals	Blocks
	8	6	2	2	1

CAREER HIGHS	Points	Rebs	Assists	Steals	Blocks
	8	6	2	2	1

#30 KIANNA D'OLIVEIRA

F | 5-10 | Junior | Newport News, Va. | Woodside H.S.



	GP-GS	MIN.	PPG	RPG	APG	SPG	BPG	FG%	3FG%	FT%
2011-12	7-3	24.4	6.1	6.0	1.0	0.6	1.0	.350	.000	.600
Career	65-58	23.5	5.7	5.3	0.8	1.2	1.1	.318	.000	.640

- Joined team on Dec. 8, 2011 - previously played her freshman and sophomore years
- Last name is pronounced Doll-uh-vare-uh
- Major: Criminal Justice

SEASON HIGHS	Points	10	vs. UMES 1/14/12
Rebs	9		vs. FIU 12/18/11
Assists	3		vs. Fordham 1/4/12
Steals	2		Twice, last vs. UMES 1/14/12
Blocks	3		vs. UMES 1/14/12

CAREER HIGHS	Points	13	vs. Morgan State 2/20/10
Rebs	14		at N.C. Central 1/8/11
Assists	4		vs. Lincoln (Pa.) 11/13/09
Steals	5		at Florida A&M 1/18/10
Blocks	4		Twice, last vs. Norfolk State 2/7/11

#32 ALEXIS THORNTON

G | 5-9 | Freshman | El Paso, Texas | Montwood H.S.



	GP-GS	MIN.	PPG	RPG	APG	SPG	BPG	FG%	3FG%	FT%
2011-12	16-0	12.2	3.2	0.8	0.1	0.4	0.1	.286	.303	1.000
Career	16-0	12.2	3.2	0.8	0.1	0.4	0.1	.286	.303	1.000


- Led Dedicated Athletes AAU team to two Southwest Shootout and I-10 League Championships
- Skipped fourth grade due to academic excellence
- Major: Physical Therapy

SEASON HIGHS	Points	8	3x, last at #22 Texas 12/28/11
Rebs	3		at Wright State 11/19/11
Assists	1		at Wright State 11/19/11
Steals	2		Twice, last at #22 Texas 12/28/11
Blocks	1		vs. Wesley 11/15/11

CAREER HIGHS	Points	8	3x, last at #22 Texas 12/28/11
Rebs	3		at Wright State 11/19/11
Assists	1		at Wright State 11/19/11
Steals	2		Twice, last at #22 Texas 12/28/11
Blocks	1		vs. Wesley 11/15/11

#34 CHELSEA DUKES

G | 5-10 | Freshman | Baltimore, Md. | St. Francis Academy



	GP-GS	MIN.	PPG	RPG	APG	SPG	BPG	FG%	3FG%	FT%
2011-12	12-1	20.8	6.0	1.5	0.5	0.6	0.1	.312	.289	.867
Career	12-1	20.8	6.0	1.5	0.5	0.6	0.1	.312	.289	.867

- Missed four games after receiving a concussion at Wright State on 11/19/11
- High school teammate of current DSU players Deanna Harmon and Tasia Bristow
- Major: Mass Communications

SEASON HIGHS	Points	15	vs. Wesley 11/15/11
Rebs	3		5x, last vs. UMES 1/14/12
Assists	2		at Howard 12/5/11
Steals	2		Twice, last at #22 Texas 12/28/11
Blocks	1		vs. St. Francis 12/11/11

CAREER HIGHS	Points	15	vs. Wesley 11/15/11
Rebs	3		5x, last vs. UMES 1/14/12
Assists	2		at Howard 12/5/11
Steals	2		Twice, last at #22 Texas 12/28/11
Blocks	1		vs. St. Francis 12/11/11

#51 UCHECHI AHAIWE

C | 6-3 | Redshirt Sophomore | Riverdale, Md. | Bladensburg H.S.



	GP-GS	MIN.	PPG	RPG	APG	SPG	BPG	FG%	3FG%	FT%
2011-12	16-13	14.0	4.9	4.1	0.6	0.3	0.3	.485	.000	.448
Career	37-13	8.3	2.6	2.4	0.3	0.3	0.2	.406	.000	.412

- Did not play freshman year due to injury (granted medical redshirt)
- 2009 H.S. Female Athlete of the Year
- All-Prince George's County Second Team selection and PG Cty Senior All-Star (2009)
- Major: Health Promotions

SEASON HIGHS	Points	12	vs. Wesley 11/15/11
Rebs	10		vs. Wesley 11/15/11
Assists	2		vs. NJIT 11/23/11
Steals	1		Twice, last at North Florida 12/17/11
Blocks	2		Twice, last vs. Wesley 11/15/11

CAREER HIGHS	Points	12	vs. Wesley 11/15/11
Rebs	10		vs. Wesley 11/15/11
Assists	2		vs. NJIT 11/23/11
Steals	1		5x, last at North Florida 12/17/11
Blocks	2		3x, last vs. Wesley 11/15/11

1 Delaware State 80, Wilmington 32
Dover, Del. | Memorial Hall | November 12, 2011

Wilmington Universit 32 • 0-1

#	Player	Total			3-Ptr			Rebounds			PF	TP	A	TO	Blk	Stl	Min
		FG	FGA	FT	FTA	Off	Def	Tot									
15	DeSHIELDS, Candace	f	1-4	1-4	0-1	0	2	2	2	3	1	6	0	1	22		
32	REED, Joune	f	0-2	0-0	4-6	0	1	1	1	4	0	4	0	0	14		
35	WALTON, Kimberly	c	0-1	0-0	0-0	0	2	2	1	0	0	2	0	2	12		
04	CALLAWAY, Cari	g	1-6	0-3	3-4	0	0	0	2	5	2	3	0	2	17		
10	MOORE, Erin	g	1-5	1-2	2-2	0	0	0	1	5	0	3	0	0	18		
01	COLEMAN, Courtney	g	1-7	0-2	1-3	1	2	3	0	3	1	1	0	1	15		
03	BROWN, Lauren	g	2-7	0-0	1-2	0	0	0	1	5	0	2	0	1	20		
05	FOX, Megan	g	0-3	0-2	2-2	1	1	2	2	2	0	2	0	0	30		
12	WALTERS, Amanda	g	1-1	0-0	0-0	0	3	3	2	2	0	3	0	0	13		
20	RETAS, Samantha	g	1-5	0-0	0-0	1	1	2	0	2	0	1	0	0	21		
24	WAGNER, Tianna	g	0-0	0-0	0-0	0	0	0	1	0	0	2	0	0	3		
33	FRANKLIN, Kathryn	g	0-0	0-0	0-2	1	0	1	2	0	0	1	0	0	2		
44	PHRANCE, Candace	g	0-1	0-0	1-2	1	2	3	3	1	0	3	0	0	13		
Team						5	6	11				1					
Totals			8-42	2-13	14-24	10	20	30	18	32	4	34	0	7	200		

FG % 1st Half: 5-23 21.7% 2nd half: 3-19 15.8% Game: 8-42 19.0%
 3FG % 1st Half: 1-3 33.3% 2nd half: 1-10 10.0% Game: 2-13 15.4%
 FT % 1st Half: 9-13 69.2% 2nd half: 5-11 45.5% Game: 14-24 58.3%

Delaware State University 80 • 1-0

#	Player	Total			3-Ptr			Rebounds			PF	TP	A	TO	Blk	Stl	Min
		FG	FGA	FT	FTA	Off	Def	Tot									
14	TATE,Keyanna	f	1-6	0-0	2-3	4	1	5	0	4	4	2	1	3	28		
24	HAWKINS,Tierra	f	9-20	0-1	3-6	4	6	10	1	21	2	3	3	2	28		
51	AHAIWE,Uchechi	c	5-7	0-0	0-0	3	5	8	5	10	0	3	2	0	17		
05	BRISTOW,Tasia	g	2-9	0-3	4-4	0	3	3	1	8	5	2	1	7	32		
12	HARMON,Deanna	g	8-12	2-3	2-4	3	4	7	3	20	2	2	0	3	30		
03	WOODRUFF,Morgan	g	0-2	0-0	2-2	0	1	1	2	2	0	0	0	0	17		
21	REDDEN,Coreenah	g	1-3	0-0	1-4	2	0	2	1	3	1	0	0	3	7		
25	DURR,Nadirah	g	0-0	0-0	1-2	1	4	5	2	1	1	2	0	0	12		
32	THORNTON,Alexis	g	3-5	1-2	1-1	0	0	0	2	8	0	2	0	2	11		
34	DUKES,Chelsea	g	1-4	1-4	0-0	0	0	0	1	3	0	2	0	2	17		
Team						5	5	10									
Totals			30-68	4-13	16-26	22	29	51	18	80	15	20	7	22	200		

FG % 1st Half: 14-33 42.4% 2nd half: 16-35 45.7% Game: 30-68 44.1%
 3FG % 1st Half: 2-7 28.6% 2nd half: 2-6 33.3% Game: 4-13 30.8%
 FT % 1st Half: 6-12 50.0% 2nd half: 10-14 71.4% Game: 16-26 61.5%

Officials: Bonita Shields, Felicia Young, Michelle Ross

Technical fouls: Wilmington Universit-None. Delaware State University-None.

Attendance: 384

Score by periods	1st	2nd	Total
Wilmington Universit	20	12	32
Delaware State University	36	44	80

	In	Off	2nd	Fast	Bench
Points	6	11	5	0	15
WU-WBB	38	38	19	0	17
DSUW					

Last FG - WU-WBB 2nd-04:58, DSUW 2nd-01:48.
 Largest lead - WU-WBB by 3 1st-18:09, DSUW by 48 2nd-00:06.

Score tied - 1 time.
 Lead changed - 1 time.

2 Delaware State 85, Wesley 53
Dover, Del. | Memorial Hall | November 15, 2011

Wesley College 53 • 0-1

#	Player	Total			3-Ptr			Rebounds			PF	TP	A	TO	Blk	Stl	Min
		FG	FGA	FT	FTA	Off	Def	Tot									
32	Aleisha Hobbs	f	4-8	0-0	2-4	0	1	1	5	10	0	0	0	0	15		
34	Heather Fuller	c	4-5	0-0	4-4	0	5	5	5	12	1	2	2	2	27		
05	Jazmine Miller	g	6-12	2-5	3-4	1	3	4	2	17	3	4	0	2	34		
10	Haley Thomas	g	1-4	0-3	0-0	0	1	1	1	2	4	3	0	1	30		
22	Rachelle Allen	g	1-6	0-1	1-4	1	4	5	4	3	3	2	1	1	33		
01	Jenny Kaufman	g	1-6	1-3	0-0	1	2	3	2	3	3	2	0	2	32		
02	Aleksandra Belcovska	g	0-0	0-0	0-0	0	0	0	0	0	0	1	0	0	0+		
20	Pez Scott	g	0-0	0-0	0-0	0	0	0	0	0	0	2	0	0	5		
45	Earlena Frazier	g	3-6	0-1	0-0	1	3	4	1	6	0	3	0	0	24		
Team						3	3	6									
Totals			20-47	3-13	10-16	7	22	29	20	53	14	21	3	8	200		

FG % 1st Half: 9-23 39.1% 2nd half: 11-24 45.8% Game: 20-47 42.6%
 3FG % 1st Half: 2-6 33.3% 2nd half: 1-7 14.3% Game: 3-13 23.1%
 FT % 1st Half: 4-8 50.0% 2nd half: 6-8 75.0% Game: 10-16 62.5%

Delaware State University 85 • 2-0

#	Player	Total			3-Ptr			Rebounds			PF	TP	A	TO	Blk	Stl	Min
		FG	FGA	FT	FTA	Off	Def	Tot									
14	TATE,Keyanna	f	3-9	0-0	2-2	2	2	4	2	8	2	2	1	1	26		
24	HAWKINS,Tierra	f	7-13	0-0	8-10	5	7	12	1	22	1	1	1	2	29		
51	AHAIWE,Uchechi	c	6-10	0-0	0-2	6	4	10	2	12	0	0	2	0	18		
05	BRISTOW,Tasia	g	3-9	1-4	2-2	1	3	4	3	9	2	1	1	0	22		
12	HARMON,Deanna	g	5-8	0-1	2-3	1	3	4	2	12	5	2	0	2	32		
03	WOODRUFF,Morgan	g	0-3	0-0	0-0	1	2	3	1	0	0	0	0	0	18		
21	REDDEN,Coreenah	g	0-0	0-0	0-2	0	0	0	0	0	1	1	0	0	4		
25	DURR,Nadirah	g	1-3	0-0	1-2	0	1	1	1	3	1	0	0	0	11		
32	THORNTON,Alexis	g	1-7	0-3	2-2	1	1	2	0	4	0	0	1	0	12		
34	DUKES,Chelsea	g	5-7	3-5	2-2	2	0	0	2	15	1	2	0	1	28		
Team						4	0	4									
Totals			31-69	4-13	19-27	21	23	44	14	85	13	9	6	6	200		

FG % 1st Half: 17-37 45.9% 2nd half: 14-32 43.8% Game: 31-69 44.9%
 3FG % 1st Half: 2-8 25.0% 2nd half: 2-5 40.0% Game: 4-13 30.8%
 FT % 1st Half: 10-15 66.7% 2nd half: 9-12 75.0% Game: 19-27 70.4%

Officials: Timothy Bryant; Tony Williams; Tori Williams

Technical fouls: Wesley College-None. Delaware State University-None.

Attendance: 378

Score by periods	1st	2nd	Total
Wesley College	24	29	53
Delaware State University	46	39	85

	In	Off	2nd	Fast	Bench
Points	30	10	2	4	9
WES	48	30	21	12	22
DSUW					

Last FG - WES 2nd-00:10, DSUW 2nd-05:42.
 Largest lead - WES None, DSUW by 35 2nd-05:42.

Score tied - 1 time.
 Lead changed - 0 times.

3 Wright State 57, Delaware State 53
Dayton, Ohio | Ervin J. Nutter Center | November 19, 2011

Delaware State University 53 • 2-1

#	Player	Total			3-Ptr			Rebounds			PF	TP	A	TO	Blk	Stl	Min
		FG	FGA	FT	FTA	Off	Def	Tot									
14	TATE,Keyanna	f	1-2	0-0	0-0	0	7	7	3	2	1	4	0	2	33		
24	HAWKINS,Tierra	f	7-22	0-3	1-3	4	6	10	2	15	1	2	1	1	37		
51	AHAIWE,Uchechi	c	5-8	0-0	1-2	5	1	6	3	11	0	2	0	0	23		
05	BRISTOW,Tasia	g	5-10	2-6	1-1	0	1	1	5	13	1	3	0	2	20		
12	HARMON,Deanna	g	1-12	0-4	2-2	4	6	10	2	4	4	5	0	2	38		
03	WOODRUFF,Morgan	g	0-0	0-0	0-0	0	2	2	3	0	0	3	0	0	17		
25	DURR,Nadirah	g	0-0	0-0	0-0	1	0	1	0	0	0	1	0	0	5		
32	THORNTON,Alexis	g	2-5	2-2	0-0	0	3	3	1	6	1	1	0	1	15		
34	DUKES,Chelsea	g	0-3	0-0	2-2	2	1	3	0	2	0	0	0	0	12		
Team						3	1	4									
Totals			21-62	4-15	7-10	19	28	47	19	53	8	22	1	8	200		

FG % 1st Half: 7-28 25.0% 2nd half: 14-34 41.2% Game: 21-62 33.9%
 3FG % 1st Half: 1-7 14.3% 2nd half: 3-8 37.5% Game: 4-15 26.7%
 FT % 1st Half: 3-3 100.0% 2nd half: 4-7 57.1% Game: 7-10 70.0%

Wright State 57 • 2-0

#	Player	Total			3-Ptr			Rebounds			PF	TP	A	TO	Blk	Stl	Min
		FG	FGA	FT	FTA	Off	Def	Tot									
22	SANDIFER,Shaunda	f	4-7	0-0	6-8	9	4	13	3	14	0	2	0	0	30		
31	FOX, Molly	f	5-17	0-0	6-10	4	6	10	1	16	1	1	0	3	33		
04	DEMINGS, Kim	g	2-5	0-1	1-1	2	2	4	2	5	3	3	1	1	21		
23	BOYD, Courtney	g	0-10	0-8	2-2	2	2	4	1	2	3	3	0	0	28		
24	LAMOTTE, Kayla	g	1-9	0-4	0-0	1	2	3	1	2	0	3	0	3	27		
10	HUNTER, Sarah	g	1-4	1-2	0-0	0	1	1	0	3	2	1	0	0	18		
20	ELKINS, KC	g	2-9	2-5	2-2	0	2	2	2	8	0	1	0	0	24		
32	STUCKE, Breanna	g	1-5	1-5	2-2	2	1	3	1	5	2	2	0	0	16		
34	GLIESMANN, Kirsten	g	0-0	0-0	2-2	0	1	1	1	2	0	1	0	0	3		
Team						6	3	9									
Totals			16-66	4-25	21-27	26	24	50	12	57	11	17	1	7	200		



East Carolina 54, Delaware State 47
Greenville, N.C. | Minges Coliseum | November 26, 2011

Delaware State University 47 • 2-3

##	Player	Total			3-Ptr			Rebounds			PF	TP	A	TO	Blk	Stl	Min
		FG-FGA	FG-FGA	FT-FTA	Off	Def	Tot	Off	Def	Tot							
14	TATE, Keyanna	f	4-8	0-1	1-2	1	4	5	4	9	1	4	0	1	35		
24	HAWKINS, Tierra	f	0-1	0-0	0-0	0	0	0	0	0	0	0	0	0	3		
51	AHAIWE, Uchechi	c	3-5	0-0	1-2	0	4	4	2	7	0	3	0	0	12		
05	BRISTOW, Tasia	g	4-11	2-6	0-0	0	0	0	1	10	0	2	0	2	24		
12	HARMON, Deanna	g	3-8	1-1	4-4	1	3	4	4	11	5	4	0	3	40		
03	WOODRUFF, Morgan	g	0-0	0-0	0-0	0	0	0	0	0	1	0	0	0	3		
21	REDDEN, Coreenah	g	1-3	0-0	0-0	0	3	3	1	2	1	1	0	0	15		
25	DURR, Nadirah	g	0-3	0-0	0-0	4	4	8	4	8	0	2	1	0	38		
32	THORNTON, Alexis	g	3-5	2-2	0-0	1	0	1	1	8	0	3	0	1	30		
Team			2	4	6												
Totals			18-44	5-10	6-8	9	22	31	17	47	9	21	1	7	200		

FG % 1st Half: 9-23 39.1% 2nd half: 9-21 42.9% Game: 18-44 40.9%
 3FG % 1st Half: 2-5 40.0% 2nd half: 3-5 60.0% Game: 5-10 50.0%
 FT % 1st Half: 2-2 100.0% 2nd half: 4-6 66.7% Game: 6-8 75.0%

East Carolina 54 • 3-2

##	Player	Total			3-Ptr			Rebounds			PF	TP	A	TO	Blk	Stl	Min
		FG-FGA	FG-FGA	FT-FTA	Off	Def	Tot	Off	Def	Tot							
04	MIAL, Kristine	f	0-2	0-2	0-2	0	0	0	1	0	2	3	1	1	12		
15	SMITH, Chareya	f	8-12	0-0	4-8	4	3	7	1	20	0	2	1	3	28		
20	CHAPPEL, Tatiana	f	1-4	0-0	0-0	0	2	2	3	2	1	1	0	1	18		
14	STEWART, Celeste	g	1-4	0-1	0-0	0	3	3	0	2	2	2	0	1	20		
30	HODGES, Shala	g	3-8	3-5	2-2	0	1	1	3	11	1	1	0	0	22		
03	JONES, Dana	g	0-7	0-3	3-4	2	2	4	1	3	2	0	1	1	24		
23	SMITH, Bryelle	g	1-3	0-1	1-3	1	2	3	1	3	4	0	0	1	25		
31	PASCHAL, Katie	g	1-3	1-2	0-0	2	1	3	0	3	1	0	0	0	21		
33	EBRON, Janesha	g	0-2	0-2	0-0	0	0	0	2	0	1	1	1	11			
42	EDWARDS, Britny	g	4-8	0-0	2-4	5	1	6	0	10	0	0	3	1	19		
Team			3	3	6												
Totals			19-53	4-16	12-23	17	18	35	12	54	14	11	7	10	200		

FG % 1st Half: 10-26 38.5% 2nd half: 9-27 33.3% Game: 19-53 35.8%
 3FG % 1st Half: 2-9 22.2% 2nd half: 2-7 28.6% Game: 4-16 25.0%
 FT % 1st Half: 6-11 54.5% 2nd half: 6-12 50.0% Game: 12-23 52.2%

Officials: Jeff Faulconer, Randy Robertson, Danielle Bittle
 Technical fouls: Delaware State University-None. East Carolina-None.
 Attendance: 1328

Score by periods	1st	2nd	Total
Delaware State University	22	25	47
East Carolina	28	26	54

Last FG - DSUW 2nd-05:13, ECU 2nd-01:26.
 Largest lead - DSUW by 2 2nd-15:15, ECU by 11 1st-05:40.

Score tied - 3 times.
 Lead changed - 2 times.



Robert Morris 75, Delaware State 67
Greenville, N.C. | Minges Coliseum | November 27, 2011

Robert Morris 75 • 5-1

##	Player	Total			3-Ptr			Rebounds			PF	TP	A	TO	Blk	Stl	Min
		FG-FGA	FG-FGA	FT-FTA	Off	Def	Tot	Off	Def	Tot							
14	DUROJAYE, Mary	f	2-6	0-0	4-5	5	4	9	4	8	1	5	2	1	33		
15	SPANOU, Artemis	f	8-14	2-8	2-2	4	3	7	0	20	2	7	0	2	34		
02	CAMPBELL, Josette	g	4-10	2-7	0-0	1	4	5	3	10	2	4	0	2	35		
11	DESSACS, Romane	g	0-2	0-2	1-2	0	1	1	1	1	1	3	0	0	14		
23	MEDRANO, Rocio	g	0-2	0-1	2-2	1	3	4	2	2	1	1	0	0	15		
05	EMBERG, Britta	g	0-0	0-0	0-0	0	1	1	0	0	0	0	0	0	3		
25	TYE, Brianna	g	4-8	0-4	4-4	1	1	2	5	12	4	2	1	3	26		
42	HARTWELL, Kelly	g	7-8	0-0	6-7	4	2	6	2	20	1	2	0	3	33		
52	GALLITE, Anna	g	1-2	0-0	0-0	0	1	1	0	2	0	0	3	0	7		
Team						0	2	2									
Totals			26-52	4-22	19-22	16	22	38	17	75	12	24	6	11	200		

FG % 1st Half: 11-25 44.0% 2nd half: 15-27 55.6% Game: 26-52 50.0%
 3FG % 1st Half: 2-14 14.3% 2nd half: 2-8 25.0% Game: 4-22 18.2%
 FT % 1st Half: 13-15 86.7% 2nd half: 6-7 85.7% Game: 19-22 86.4%

Delaware State University 67 • 2-4

##	Player	Total			3-Ptr			Rebounds			PF	TP	A	TO	Blk	Stl	Min
		FG-FGA	FG-FGA	FT-FTA	Off	Def	Tot	Off	Def	Tot							
14	TATE, Keyanna	f	5-12	0-0	1-1	5	4	9	4	11	2	2	0	1	31		
25	DURR, Nadirah	f	4-7	0-0	0-2	4	2	6	0	8	1	0	0	2	31		
51	AHAIWE, Uchechi	c	1-4	0-0	2-3	0	1	1	3	4	2	1	0	0	16		
05	BRISTOW, Tasia	g	4-13	0-4	3-3	1	3	4	4	11	4	6	0	0	38		
12	HARMON, Deanna	g	4-5	0-0	6-7	0	0	0	3	14	3	5	0	5	37		
03	WOODRUFF, Morgan	g	0-0	0-0	0-0	0	0	0	0	0	0	2	0	0	1		
21	REDDEN, Coreenah	g	0-0	0-0	0-0	0	0	0	1	0	1	1	0	0	6		
32	THORNTON, Alexis	g	1-4	1-3	0-0	1	0	1	1	3	0	0	0	0	12		
Team						1	1	2									
Totals			27-59	1-7	12-16	13	11	24	18	67	13	18	0	9	200		

FG % 1st Half: 15-32 46.9% 2nd half: 12-27 44.4% Game: 27-59 45.8%
 3FG % 1st Half: 1-6 16.7% 2nd half: 0-1 0.0% Game: 1-7 14.3%
 FT % 1st Half: 3-3 100.0% 2nd half: 9-13 69.2% Game: 12-16 75.0%

Officials: Kelly Moyer, Danielle Bittle, Michael Johnson
 Technical fouls: Robert Morris-None. Delaware State University-None.
 Attendance:

Score by periods	1st	2nd	Total
Robert Morris	37	38	75
Delaware State University	34	33	67

Last FG - RMU 2nd-00:33, DSUW 2nd-00:15.
 Largest lead - RMU by 13 2nd-04:03, DSUW by 12 1st-09:43.

Score tied - 4 times.
 Lead changed - 4 times.



UMES 60, Delaware State 32*
Princess Anne, Md. | Hytche Center | December 3, 2011

Delaware State University 32 • 2-5, 0-1 MEAC

##	Player	Total			3-Ptr			Rebounds			PF	TP	A	TO	Blk	Stl	Min
		FG-FGA	FG-FGA	FT-FTA	Off	Def	Tot	Off	Def	Tot							
12	HARMON, Deanna	f	2-8	0-2	4-5	0	5	5	2	8	2	6	0	4	40		
14	TATE, Keyanna	f	2-10	0-0	2-2	3	2	5	1	6	0	3	1	2	35		
24	HAWKINS, Tierra	f	4-10	0-0	1-4	2	4	6	4	9	0	5	1	2	24		
51	AHAIWE, Uchechi	c	0-3	0-0	0-0	0	2	2	3	0	0	0	0	1	21		
05	BRISTOW, Tasia	g	1-10	0-5	0-0	1	0	1	4	2	1	6	0	1	40		
03	WOODRUFF, Morgan	g	0-0	0-0	0-0	0	0	0	0	0	0	0	1	0	2		
21	REDDEN, Coreenah	g	1-1	0-0	1-2	0	1	1	1	3	0	0	0	2	8		
25	DURR, Nadirah	g	0-1	0-0	0-0	0	1	1	3	0	0	1	0	1	10		
32	THORNTON, Alexis	g	1-4	0-3	2-2	0	1	1	1	4	0	4	0	0	20		
Team						4	1	5									
Totals			11-47	0-10	10-15	10	17	27	19	32	3	25	3	13	200		

FG % 1st Half: 2-20 10.0% 2nd half: 9-27 33.3% Game: 11-47 23.4%
 3FG % 1st Half: 0-6 0.0% 2nd half: 0-4 0.0% Game: 0-10 0.0%
 FT % 1st Half: 4-5 80.0% 2nd half: 6-10 60.0% Game: 10-15 66.7%

U. of Maryland Eastern Shore 60 • 2-3, 1-0 MEAC

##	Player	Total			3-Ptr			Rebounds			PF	TP	A	TO	Blk	Stl	Min
		FG-FGA	FG-FGA	FT-FTA	Off	Def	Tot	Off	Def	Tot							
23	SANDERS, Chelsea	f	5-11	0-1	3-4	1	6	7	3	13	1	6	1	1	31		
24	ROACH, Karona	f	1-7	0-0	2-4	2	2	4	1	4	3	1	0	2	27		
25	STEWART, Shanyce	c	1-3	0-0	0-1	4	7	11	3	2	1	1	1	1	20		
15	MERCER, Kwinyata	g	3-4	3-3	0-0	0	1	1	0	9	1	1	0	2	25		
21	COOK, Amber	g	3-6	0-1	2-3	2	1	3	3	8	4	2	0	3	25		
01	AGBASI, Adobi	g	4-7	0-0	2-2	5	6	11	5	10	0	4	2	2	19		
03	SWEENEY, Shawnee	g	1-2	0-0	0-0	0	0	0	0	2	0	2	0	0	6		
04	FINNEY, Sha-Kiyia	g	3-6	1-3	0-0	0	2	2	1	7	3	2	0	2	19		
12	BRAXTON, Courtney	g	0-2	0-1	1-3	0	3	3	0	1	1	2	0	1	13		
13	LONG, Jessica	g	1-3	0-0	2-2	0	1	1	0	4	1	1	0	0			



#5/6 Maryland 108, Delaware State 33
College Park, Md. | Comcast Center | December 8, 2011

Delaware State University 33 • 2-7

#	Player	Total		3-Ptr		Rebounds			PF	TP	A	TO	Blk	Stl	Min
		FG-FGA	FT-FTA	FG-FGA	FT-FTA	Off	Def	Tot							
12	HARMON, Deanna	f	1-8	0-1	2-2	1	1	2	1	4	2	5	0	1	33
24	HAWKINS, Tierra	f	3-17	0-0	1-2	3	3	6	3	7	1	5	0	1	33
51	AHAIWE, Uchechi	c	1-2	0-0	5-8	1	0	1	1	7	1	2	0	0	18
05	BRISTOW, Tasia	g	2-9	1-4	2-2	0	1	1	3	7	1	2	0	2	34
14	TATE, Keyanna	g	1-4	0-0	0-0	0	0	0	1	2	1	3	0	0	27
03	WOODRUFF, Morgan	g	0-0	0-0	0-0	2	2	2	0	0	1	0	0	0	7
21	REDDEN, Coreenah	g	0-2	0-0	0-0	0	0	0	2	0	1	1	0	0	11
25	DURR, Nadirah	g	0-1	0-0	0-0	1	1	2	3	0	0	0	0	0	8
32	THORNTON, Alexis	g	1-6	1-3	0-0	0	0	0	3	0	1	0	1	0	9
34	DUKES, Chelsea	g	1-3	1-2	0-0	0	1	1	1	3	0	1	0	0	20
Team						3	3	6			2				
Totals			10-52	3-10	10-14	11	10	21	17	33	7	23	0	5	200

FG % 1st Half: 5-24 20.8% 2nd half: 5-28 17.9% Game: 10-52 19.2% Deadball Rebounds 2
3FG % 1st Half: 2-7 28.6% 2nd half: 1-3 33.3% Game: 3-10 30.0%
FT % 1st Half: 2-4 50.0% 2nd half: 8-10 80.0% Game: 10-14 71.4%

Maryland 108 • 10-0

#	Player	Total		3-Ptr		Rebounds			PF	TP	A	TO	Blk	Stl	Min
		FG-FGA	FT-FTA	FG-FGA	FT-FTA	Off	Def	Tot							
21	Tianna Hawkins	f	6-9	0-0	1-3	3	6	9	1	13	3	1	3	1	25
25	Alyssa Thomas	f	4-6	0-0	2-4	1	5	6	1	10	4	1	1	3	23
13	Alicia DeVaughn	c	4-6	0-0	5-6	3	5	8	3	13	1	0	2	1	22
01	Laurin Mincy	g	7-10	1-1	0-0	1	2	3	1	15	1	2	0	1	29
10	Anjale Barrett	g	3-4	1-2	6-6	2	2	4	2	13	6	1	0	0	23
00	Sequoia Austin	g	6-7	0-1	0-0	0	1	1	0	12	0	0	0	1	11
03	Brene Moseley	g	6-11	0-1	1-1	1	2	3	1	13	7	2	0	2	28
05	Essence Townsend	g	5-7	0-0	0-2	1	3	4	2	10	0	2	4	0	21
12	Lynetta Kizer	g	2-5	0-1	5-6	2	4	6	0	9	3	1	1	0	18
Team						2	1	3							
Totals			43-65	2-6	20-28	16	31	47	11	108	25	10	11	10	200

FG % 1st Half: 24-36 66.7% 2nd half: 19-29 65.5% Game: 43-65 66.2% Deadball Rebounds 4,2
3FG % 1st Half: 2-3 66.7% 2nd half: 1-3 33.3% Game: 2-6 33.3%
FT % 1st Half: 7-11 63.6% 2nd half: 13-17 76.5% Game: 20-28 71.4%

Officials: Denise Brooks, Angelica Suffren, Tiara Cruse
Technical fouls: Delaware State University-None. Maryland-None.
Attendance: 2351

Score by periods	1st	2nd	Total
Delaware State University	14	19	33
Maryland	57	51	108

Points	In	Off	2nd	Fast	Bench
DSUW	Paint	T/O	Chance	Break	
MD	64	34	21	22	44

Last FG - DSUW 2nd-02:10, MD 2nd-00:01.
Largest lead - DSUW by 1 1st-19:17, MD by 75 2nd-00:01.

Score tied - 0 times.
Lead changed - 2 times.



Delaware State 73, St. Francis 66
Dover, Del. | Memorial Hall | December 11, 2011

St. Francis (NY) 66 • 1-8

#	Player	Total		3-Ptr		Rebounds			PF	TP	A	TO	Blk	Stl	Min
		FG-FGA	FT-FTA	FG-FGA	FT-FTA	Off	Def	Tot							
12	SNAUWAERT, Kim	f	1-5	1-3	2-2	0	3	3	4	5	4	4	0	1	34
34	VENEY, Jaymee	f	6-9	0-0	7-8	2	8	10	4	19	2	2	1	2	36
01	ROBINSON, Jasmin	g	5-6	0-0	5-9	1	3	4	3	15	4	6	0	1	34
11	BINGHAM, Stefanie	g	5-11	0-2	0-0	0	2	2	3	10	3	7	0	0	38
21	FOX, Katie	g	1-1	1-1	0-0	0	2	2	5	3	1	2	0	0	22
14	BENEDETTI, Sarah	g	1-2	1-2	0-0	0	0	0	0	3	0	0	0	0	4
25	MARGINEAN, Ozana	g	1-1	1-1	0-0	0	0	0	1	3	0	0	0	0	5
30	MYERS, Kelly	g	0-0	0-0	0-0	1	0	1	1	0	0	1	0	0	4
41	SIMPSON, Eliidh	g	2-3	1-1	1-1	0	0	0	0	6	0	2	0	0	17
50	HOUNSHELL, Colette	g	1-2	0-0	0-0	0	1	1	2	2	0	0	0	1	6
Team						1	5	6			2				
Totals			23-40	5-10	15-20	5	24	29	23	66	14	26	1	5	200

FG % 1st Half: 14-24 58.3% 2nd half: 9-16 56.3% Game: 23-40 57.5% Deadball Rebounds 1
3FG % 1st Half: 2-6 33.3% 2nd half: 3-4 75.0% Game: 5-10 50.0%
FT % 1st Half: 7-7 100.0 2nd half: 8-13 61.5% Game: 15-20 75.0%

Delaware State University 73 • 3-7

#	Player	Total		3-Ptr		Rebounds			PF	TP	A	TO	Blk	Stl	Min
		FG-FGA	FT-FTA	FG-FGA	FT-FTA	Off	Def	Tot							
14	TATE, Keyanna	f	2-5	0-0	7-8	2	2	4	0	11	2	0	0	1	28
24	HAWKINS, Tierra	f	2-7	0-0	7-8	0	3	3	11	0	1	0	2	0	28
51	AHAIWE, Uchechi	c	0-4	0-0	0-0	3	0	3	2	0	1	2	0	1	14
05	BRISTOW, Tasia	g	7-13	4-7	10-11	1	2	3	28	2	1	0	3	36	
12	HARMON, Deanna	g	2-4	1-1	0-3	0	6	6	4	5	2	1	0	2	29
21	REDDEN, Coreenah	g	1-1	0-0	0-0	1	0	1	2	2	1	0	0	1	12
25	DURR, Nadirah	g	0-0	0-0	0-0	0	1	1	1	0	0	1	0	0	3
30	D'OLIVEIRA, Kianna	g	3-6	0-0	3-4	2	1	3	3	9	0	1	1	0	18
32	THORNTON, Alexis	g	0-2	0-1	0-0	0	0	0	0	0	0	0	0	0	7
34	DUKES, Chelsea	g	3-11	1-7	0-0	0	0	0	1	7	1	1	1	0	25
Team						4	1	5			1				
Totals			20-53	6-16	27-34	13	16	29	19	73	9	9	2	10	200

FG % 1st Half: 6-24 25.0% 2nd half: 14-29 48.3% Game: 20-53 37.7% Deadball Rebounds 3
3FG % 1st Half: 2-5 40.0% 2nd half: 4-11 36.4% Game: 6-16 37.5%
FT % 1st Half: 12-15 80.0% 2nd half: 15-19 78.9% Game: 27-34 79.4%

Officials: Toby Jones, Heather Browne, Jarod Smoller
Technical fouls: St. Francis (NY)-None. Delaware State University-None.
Attendance: 123

Score by periods	1st	2nd	Total
St. Francis (NY)	37	29	66
Delaware State University	26	47	73

Points	In	Off	2nd	Fast	Bench
DSUW	Paint	T/O	Chance	Break	
DSUW	34	12	6	6	14
SNFYW	24	28	9	2	18

Last FG - SNFYW 2nd-00:00, DSUW 2nd-01:34.
Largest lead - SNFYW by 20 2nd-14:25, DSUW by 10 2nd-00:04.

Score tied - 1 time.
Lead changed - 1 time.



North Florida 72, Delaware State 61
Jacksonville, Fla. | UNF Arena | December 17, 2011

Delaware State University 61 • 3-8

#	Player	Total		3-Ptr		Rebounds			PF	TP	A	TO	Blk	Stl	Min
		FG-FGA	FT-FTA	FG-FGA	FT-FTA	Off	Def	Tot							
51	AHAIWE, Uchechi	c	3-5	0-0	1-2	3	1	4	1	7	0	0	0	1	14
05	BRISTOW, Tasia	g	9-15	2-3	4-5	0	1	1	1	24	3	2	0	4	36
12	HARMON, Deanna	g	1-9	0-2	5-9	0	4	4	2	7	1	5	0	1	40
14	TATE, Keyanna	g	1-1	0-0	0-0	0	2	2	3	2	1	0	0	0	20
24	HAWKINS, Tierra	g	8-13	0-0	2-3	3	5	8	2	18	0	5	0	3	37
03	WOODRUFF, Morgan	g	0-0	0-0	0-0	0	0	0	0	0	0	0	0	0	1
21	REDDEN, Coreenah	g	0-0	0-0	0-0	0	0	0	3	0	0	1	0	0	9
25	DURR, Nadirah	g	0-1	0-0	0-0	0	0	0	1	0	0	1	0	0	9
30	D'OLIVEIRA, Kianna	g	1-4	0-0	0-0	2	3	5	3	2	1	2	0	0	13
32	THORNTON, Alexis	g	0-0	0-0	0-0	0	0	0	0	0	1	0	0	0	4
34	DUKES, Chelsea	g	0-4	0-3	1-2	1	2	3	3	1	0	0	0	0	17
Team						0	1	1							
Totals			23-52	2-8	13-21	9	19	28	19	61	6	17	0	9	200

FG % 1st Half: 9-25 36.0% 2nd half: 14-27 51.9% Game: 23-52 44.2% Deadball Rebounds 2
3FG % 1st Half: 1-3 33.3% 2nd half: 1-5 20.0% Game: 2-8 25.0%
FT % 1st Half: 9-14 64.3% 2nd half: 4-7 57.1% Game: 13-21 61.9%

North Florida 72 • 3-7

#	Player	Total		3-Ptr		Rebounds			PF	TP	A	TO	Blk	Stl	Min
		FG-FGA	FT-FTA	FG-FGA	FT-FTA	Off	Def	Tot							
21	SMITH, Taylor	f	4-5	0-0	5-8	2	1	3	4	13	1	2	0	0	28
35	KERR, Jadhken	f	1-4	0-3	0-0	1	1	2	0	2	1	1	0	0	13
01	JOSIL, Fabiola	g	1-3	0-0	2-3	1	4	5	2	4	6	3	0	6	37
10	KIRKLAND, Brittany	g	6-11	3-5	4-4	1	3	4	4	19	3	2	0	3	29
42	JONES, Larkira	g	6-10	0-0	3-4	4	6	10	1	15	0	6	1	2	31
03	BAKER, Kim	g	3-6	0-1	0-1	1	3	4	0	6	2	1	0	0	18
05	SMITH, Destinee	g	0-0	0-0	0-1	0	0	0	1	0	0	1	0	0	5
30	HICKS, Jasmine	g	4-5	1-1	0-1	1	2	3	4	9	0	0	1	3	18
32	LANGSTON, Octavia	g	1-5	0-3	0-2	0	1	1	0	2	3	0	0	0	17
34	LAMAR, Raneisha	g	1-1	0-0	0-0	0	1	1	0	2	0	1	0	0	4
Team						0	4	4							
Totals			27-50	4-13	14-23	11	26	37	16	72	16	17	2	14	200

13

Towson 70, Delaware State 59
Dover, Del. | Memorial Hall | December 22, 2011

Towson 70 • 9-2

#	Player	Total		3-Ptr		Rebounds			PF	TP	A	TO	Blk	Stl	Min
		FG-FGA	FG-FGA	FT-FTA	Off	Def	Tot								
22	McTiller, Tanisha	f	3-13	0-2	8-10	3	2	5	2	14	2	5	0	2	35
55	Williams, Nyree	f	3-5	0-0	1-2	4	6	10	4	7	1	1	3	0	23
01	Parnell, Krystal	g	5-9	1-3	11-15	1	3	4	1	22	2	2	0	1	35
02	Fooks, Deree	g	7-9	0-0	1-1	5	1	6	2	15	1	3	0	2	34
12	Fields, Krystin	g	1-2	0-0	2-4	1	4	5	1	4	0	3	1	4	29
03	Webb, Ciara	g	0-1	0-0	0-0	0	0	0	1	0	1	1	0	0	5
10	Peebles, Michelle	g	0-1	0-0	1-2	0	0	0	1	1	0	1	0	0	3
15	Shearin, Destiny	g	1-1	0-0	0-0	0	0	0	0	2	1	1	0	0	6
20	Smith, Markell	g	0-1	0-0	0-0	0	0	0	0	0	0	0	0	0	3
33	Ledbetter, Sheree	g	2-4	0-0	1-2	0	6	6	2	5	1	3	0	0	27
Team						1	4	5							
Totals			22-46	1-5	25-36	15	26	41	14	70	9	20	4	9	200

FG % 1st Half: 9-23 39.1% 2nd half: 13-23 56.5% Game: 22-46 47.8%
 3FG % 1st Half: 1-3 33.3% 2nd half: 0-2 0.0% Game: 1-5 20.0%
 FT % 1st Half: 7-9 77.8% 2nd half: 18-27 66.7% Game: 25-36 69.4%

Delaware State University 59 • 3-10

#	Player	Total		3-Ptr		Rebounds			PF	TP	A	TO	Blk	Stl	Min
		FG-FGA	FG-FGA	FT-FTA	Off	Def	Tot								
14	TATE,Keyanna	f	1-3	0-0	3-3	2	0	2	4	5	1	0	0	2	18
24	HAWKINS,Tierra	f	6-16	0-1	2-4	2	4	6	1	14	2	3	2	2	37
51	AHAIWE,Uchechi	c	1-1	0-0	0-0	0	0	0	2	2	0	0	0	0	8
05	BRISTOW,Tasia	g	6-14	1-5	3-4	1	2	3	1	16	3	7	0	3	40
12	HARMON,Deanna	g	3-7	0-1	4-6	1	3	4	4	10	2	1	0	2	39
15	WHITE,Tarshaye	g	0-0	0-0	0-0	1	0	1	0	0	1	1	0	0	2
21	REDDEN,Coreenah	g	0-1	0-0	1-2	0	1	1	5	1	0	1	0	0	10
25	DURR,Nadirah	g	1-1	0-0	0-0	0	0	0	1	2	0	0	0	0	4
30	D'OLIVEIRA,Kianna	g	2-8	0-0	3-4	3	3	6	3	7	1	1	1	0	26
32	THORNTON,Alexis	g	0-2	0-0	0-0	0	0	0	0	0	0	0	0	0	4
34	DUKES,Chelsea	g	0-2	0-1	2-2	0	0	0	3	2	0	2	0	0	12
Team						3	2	5							
Totals			20-55	1-10	18-25	13	15	28	24	59	10	17	3	9	200

FG % 1st Half: 8-26 30.8% 2nd half: 12-29 41.4% Game: 20-55 36.4%
 3FG % 1st Half: 1-6 16.7% 2nd half: 0-4 0.0% Game: 1-10 10.0%
 FT % 1st Half: 8-10 80.0% 2nd half: 10-15 66.7% Game: 18-25 72.0%

Officials: Angela Lewis, Timothy Bryant, Pusanli Spurlock
 Technical fouls: Towson-TEAM, Delaware State University-None.
 Attendance: 102

Score by periods	1st	2nd	Total
Towson	26	44	70
Delaware State University	25	34	59

	In	Off	2nd	Fast	Bench
Points	Paint	T/O	Chance	Break	
TOWSON	36	20	18	4	8
DSUW	34	21	10	8	12

Last FG - TOWSON 2nd-02:14, DSUW 2nd-00:52.
 Largest lead - TOWSON by 13 1st-11:35, DSUW by 10 2nd-13:09.

14

#22/25 Texas 89, Delaware State 35
Austin, Texas | Erwin Center | December 28, 2011

Delaware State University 35 • 3-11

#	Player	Total		3-Ptr		Rebounds			PF	TP	A	TO	Blk	Stl	Min
		FG-FGA	FG-FGA	FT-FTA	Off	Def	Tot								
14	TATE,Keyanna	f	1-7	0-0	0-1	4	0	4	3	2	0	3	1	3	22
24	HAWKINS,Tierra	f	3-11	0-0	0-1	1	2	3	3	6	0	4	1	3	25
51	AHAIWE,Uchechi	c	1-5	0-0	0-0	5	2	7	1	2	0	1	0	0	10
05	BRISTOW,Tasia	g	3-13	1-4	2-2	1	2	3	4	9	0	7	0	1	25
12	HARMON,Deanna	g	0-6	0-0	6-10	0	2	2	4	6	4	6	0	2	38
03	WOODRUFF,Morgan	g	0-0	0-0	0-0	0	0	0	1	0	0	2	0	3	7
15	WHITE,Tarshaye	g	0-2	0-1	0-0	0	0	0	0	0	0	0	0	0	8
21	REDDEN,Coreenah	g	0-1	0-0	0-0	1	0	1	0	0	0	4	0	0	6
25	DURR,Nadirah	g	0-0	0-0	0-0	1	0	1	0	0	0	0	0	0	6
30	D'OLIVEIRA,Kianna	g	1-8	0-0	0-0	5	3	8	3	2	0	2	1	0	20
32	THORNTON,Alexis	g	3-5	2-3	0-0	0	1	1	1	8	0	2	0	2	20
34	DUKES,Chelsea	g	0-3	0-2	0-0	0	0	0	0	0	0	2	0	2	11
Team						3	1	4							
Totals			12-61	3-10	8-14	21	13	34	20	35	4	35	3	16	200

FG % 1st Half: 7-32 21.9% 2nd half: 5-29 17.2% Game: 12-61 19.7%
 3FG % 1st Half: 2-5 40.0% 2nd half: 1-5 20.0% Game: 3-10 30.0%
 FT % 1st Half: 3-7 42.9% 2nd half: 5-7 71.4% Game: 8-14 57.1%

Texas 89 • 10-2

#	Player	Total		3-Ptr		Rebounds			PF	TP	A	TO	Blk	Stl	Min
		FG-FGA	FG-FGA	FT-FTA	Off	Def	Tot								
22	Gayle, Ashley	f	2-5	0-0	3-3	3	5	8	1	7	1	1	4	1	17
45	Reed, Cokie	c	3-5	0-0	2-3	1	1	2	3	8	0	3	3	0	16
12	Anderson, Yvonne	g	4-9	0-2	4-8	0	2	2	3	12	4	5	0	5	24
04	Fussell, Chassidy	g	4-10	2-5	2-2	0	0	0	1	12	2	3	0	2	26
33	Fontenette, Ashleigh	g	6-9	1-1	1-2	1	3	4	0	14	5	2	1	2	27
00	Brewer, Kayla	g	3-4	0-0	1-2	3	4	7	1	7	0	1	1	0	19
04	Enemkpali, Nneka	g	1-4	0-0	2-2	6	3	9	2	4	3	5	1	1	18
11	Bass, Chelsea	g	2-6	1-4	2-3	0	3	3	1	7	1	4	0	3	18
25	Major, Ronisha	g	2-2	0-0	2-2	2	2	4	1	6	0	0	0	0	14
44	Hartung, Anne Marie	g	5-7	0-0	2-2	1	6	7	3	12	0	1	1	5	21
Team						3	3	6							
Totals			32-61	4-12	21-29	20	32	52	16	89	16	25	11	19	200

FG % 1st Half: 16-33 48.5% 2nd half: 16-28 57.1% Game: 32-61 52.5%
 3FG % 1st Half: 4-10 40.0% 2nd half: 0-2 0.0% Game: 4-12 33.3%
 FT % 1st Half: 13-15 86.7% 2nd half: 8-14 57.1% Game: 21-29 72.4%

Officials: Scott Yarbrough, Bobby Jarmon, Chaney Muench
 Technical fouls: Delaware State University-None, Texas-Reed, Cokie.
 Attendance: 3017

Score by periods	1st	2nd	Total
Delaware State University	19	16	35
Texas	49	40	89

	In	Off	2nd	Fast	Bench
Points	Paint	T/O	Chance	Break	
DSUW	12	6	11	4	10
UT	46	34	17	27	36

Last FG - DSUW 2nd-00:01, UT 2nd-00:21.
 Largest lead - DSUW None, UT by 56 2nd-00:21.

15

Fordham 63, Delaware State 48
Dover, Del. | Memorial Hall | January 4, 2012

Fordham 63 • 9-6

#	Player	Total		3-Ptr		Rebounds			PF	TP	A	TO	Blk	Stl	Min
		FG-FGA	FG-FGA	FT-FTA	Off	Def	Tot								
21	STODDART, Charlotte	f	3-7	1-2	2-4	2	8	10	0	9	2	1	0	0	38
02	GASKIN, Christina	f	2-5	1-2	0-0	1	1	2	3	5	0	2	0	0	20
02	COLLINS, Arielle	g	3-8	1-4	2-2	0	2	2	1	9	6	7	0	4	38
41	PETERS, Becky	g	3-5	1-2	3-4	0	6	6	2	10	1	1	0	1	32
42	CORNING, Abigail	g	7-11	4-7	1-1	0	2	2	1	19	3	3	0	1	28
04	DURANT, Taryn	g	0-1	0-0	1-2	0	3	3	1	1	1	1	0	1	13
11	TAPIO, Emily	g	0-0	0-0	2-4	0	0	0	3	2	0	1	0	0	15
12	MCGOVERN, Kelly	g	0-0	0-0	0-0	0	0	0	1	0	0	1	0	0	3
31	MILNER, Liz	g	2-3	2-2	2-2	1	1	2	1	8	0	2	0	0	13
Team						1	3	4							
Totals			20-40	10-19	13-19	5	26	31	13	63	13	19	0	7	200

FG % 1st Half: 13-26 50.0% 2nd half: 7-14 50.0% Game: 20-40 50.0%
 3FG % 1st Half: 8-15 53.3% 2nd half: 2-4 50.0% Game: 10-19 52.6%
 FT % 1st Half: 3-3 100.0% 2nd half: 10-16 62.5% Game: 13-19 68.4%

Delaware State University 48 • 3-12

#	Player	Total		3-Ptr		Rebounds			PF	TP	A	TO	Blk	Stl	Min
		FG-FGA	FG-FGA	FT-FTA	Off	Def	Tot								
14	TATE,Keyanna	f	2-5	0-0	0-0	0	0	0	2	4	1	2	0	1	26
24	HAWKINS,Tierra	f	7-11	0-0	0-3	1	6	7	2	14	1	2	2	2	34
30	D'OLIVEIRA,Kianna	f	2-3	0-0	3-10	1	2	3	4	7	3	2	0	2	32
05	BRISTOW,Tasia	g	1-7	0-2	2-2	0	1	1	2	4	4	6	0	3	37
34	DUKES,Chelsea	g	6-15	2-5	0-0	2	1	3	2	14	1	1	0	1	32
15	WHITE,Tarshaye	g	0-1	0-0	0-0	0	0	0	0	0	1	0	0	0	7
21	REDDEN,Coreenah	g	0-0	0-0	0-0	1	0	1	2	0	0	2	0	0	7
25	DURR,Nadirah	g	0-0	0-0	0-0	0	1	1	0	0	0	0	0	0	6
32	THORNTON,Alexis	g	2-4	0-1	0-0	1	0	1	0	4	0	0	0	0	12
51	AHAIWE,Uchechi	g	0-2	0-0	1-2	3	2	5	1	1	0	1	0	0	7
Team						0	3	3							
Totals			20-48	2-8	6-17	9	16	25	15	48	10	17	2	9	200

FG % 1st Half: 10-29 34.5% 2nd half: 10-19 52.6% Game: 20-48 41.7%
 3FG % 1st Half: 1-5 20.0% 2nd half: 1-3 33.3% Game: 2-8 25.0%
 FT % 1st Half: 1-2 50.0% 2nd half: 5-15 33.3% Game: 6-17 35.3%

Officials: Roy Jackson, Timothy Bryant, Angela Jones
 Technical fouls: Fordham-None, Delaware State University-None.
 Attendance: 114

Score by periods	1st	2nd	Total
Fordham	37	26	63
Delaware State University	22	26	48

	In	Off	2nd	Fast	Bench
Points	Paint	T/O	Chance	Break	
FOR	16	19	8	2	11
DSUW</					



2011-12 DSU WOMEN'S BASKETBALL
 Delaware State University Combined Team Statistics (as of Jan 14, 2012)
All games



RECORD:	OVERALL	HOME	AWAY	NEUTRAL
ALL GAMES	3-13	3-4	0-7	0-2
CONFERENCE	0-3	0-1	0-2	0-0
NON-CONFERENCE	3-10	3-3	0-5	0-2

#	Player	gp-gs	min	avg	Total		3-Point		F-Throw		Rebounds						pts	avg							
					fg-fga	fg%	3fg-fga	3fg%	ft-fta	ft%	off	def	tot	avg	pf	dq			a	to	blk	stl			
24	HAWKINS,Tierra	16-15	461	28.8	85-204	.417	0-5	.000	35-59	.593	38	59	97	6.1	38	0	9	43	15	25	205	12.8			
05	BRISTOW,Tasia	16-16	520	32.5	67-190	.353	18-70	.257	49-57	.860	13	24	37	2.3	48	1	32	56	3	35	201	12.6			
12	HARMON,Deanna	15-15	541	36.1	36-112	.321	5-20	.250	41-63	.651	18	48	66	4.4	42	0	41	54	1	34	118	7.9			
30	D'OLIVEIRA,Kianna	7-3	171	24.4	14-40	.350	0-0	.000	15-25	.600	20	22	42	6.0	21	0	7	15	7	4	43	6.1			
34	DUKES,Chelsea	12-1	250	20.8	24-77	.312	11-38	.289	13-15	.867	9	9	18	1.5	15	0	6	18	1	7	72	6.0			
14	TATE,Keyanna	16-16	443	27.7	28-89	.315	0-1	.000	28-36	.778	31	35	66	4.1	40	0	19	34	5	17	84	5.3			
51	AHAIWE,Uchechi	16-13	224	14.0	33-68	.485	0-0	.000	13-29	.448	35	31	66	4.1	35	1	9	21	4	4	79	4.9			
32	THORNTON,Alexis	16-0	195	12.2	18-63	.286	10-33	.303	5-5	1.000	6	6	12	0.8	8	0	1	17	1	7	51	3.2			
25	DURR,Nadirah	15-1	166	11.1	7-24	.292	0-0	.000	2-6	.333	14	17	31	2.1	20	0	6	11	2	5	16	1.1			
21	REDDEN,Coreenah	14-0	116	8.3	5-15	.333	0-0	.000	3-10	.300	5	5	10	0.7	22	1	6	13	0	6	13	0.9			
03	WOODRUFF,Morgan	11-0	96	8.7	0-5	.000	0-0	.000	2-3	.667	3	5	8	0.7	14	0	0	14	1	4	2	0.2			
15	WHITE,Tarshaye	3-0	17	5.7	0-3	.000	0-1	.000	0-0	.000	1	0	1	0.3	0	0	1	2	0	0	0	0.0			
Team											43	32	75							11					
Total.....		16	3200		317-890	.356	44-168	.262	206-308	.669	236	293	529	33.1	303	3	137	309	40	148	884	55.2			
Opponents.....		16	3200		360-796	.452	55-201	.274	290-403	.720	204	402	606	37.9	259	-	213	316	65	160	1065	66.6			

TEAM STATISTICS	DSUW	OPP	Date	Opponent	Score	Att.
SCORING	884	1065	11/12/11	WILMINGTON UNIVERSIT	w 80-32	384
Points per game	55.2	66.6	11/15/11	WESLEY COLLEGE	w 85-53	378
Scoring margin	-11.3	-	11/19/11	at Wright State	L 53-57	319
FIELD GOALS-ATT	317-890	360-796	11/23/11	NJIT	L 49-65	174
Field goal pct	.356	.452	# 11/26/11	at East Carolina	L 47-54	1328
3 POINT FG-ATT	44-168	55-201	# 11/27/11	vs Robert Morris	L 67-75	132
3-point FG pct	.262	.274	* 12/03/11	at U. of Maryland Eastern Shore	L 32-60	1985
3-pt FG made per game	2.8	3.4	* 12/5/11	at Howard	L 49-59	298
FREE THROWS-ATT	206-308	290-403	12/08/11	at Maryland	L 33-108	2351
Free throw pct	.669	.720	12/11/11	ST. FRANCIS (NY)	w 73-66	123
F-Throws made per game	12.9	18.1	\$ 12/17/11	at North Florida	L 61-72	618
REBOUNDS	529	606	\$ 12/18/11	vs FIU	L 57-73	581
Rebounds per game	33.1	37.9	12/22/11	TOWSON	L 59-70	102
Rebounding margin	-4.8	-	12/28/11	at Texas	L 35-89	3017
ASSISTS	137	213	1/4/12	FORDHAM	L 48-63	114
Assists per game	8.6	13.3	* 1/14/12	U. OF MARYLAND EASTERN SHORE	L 56-69	875
TURNOVERS	309	316	# = 10th Annual ECU Thanksgiving Classic			
Turnovers per game	19.3	19.8	\$ = UNF Osprey Holiday Classic			
Turnover margin	+0.4	-	* = Conference game			
Assist/turnover ratio	0.4	0.7				
STEALS	148	160				
Steals per game	9.3	10.0				
BLOCKS	40	65				
Blocks per game	2.5	4.1				
ATTENDANCE	2150	10629				
Home games-Avg/Game	7-307	7-1417				
Neutral site-Avg/Game	-	2-356				

Score by Periods	1st	2nd	Totals
Delaware State Univer	396	488	884
Opponents	558	507	1065