

25  
26

Drury



M E N ' S B A S K E T B A L L

## 2025-26 SCHEDULE

## RECORD

9-10

GLVC	4-7
NON-CONFERENCE	5-3
HOME	6-6
AWAY	1-4
NEUTRAL	2-0

DATE	OPPONENT	TIME/RESULT
Nov. 14	vs. Ohio Dominican <sup>^</sup>	W, 70-65
Nov. 15	vs. Thomas More <sup>^</sup>	W, 71-59
Nov. 19	Ecclesia College	W, 108-68
Nov. 22	Ozark Christian College	W, 90-62
Nov. 25	(21) Concordia-St. Paul <sup>#</sup>	L, 83-94
Nov. 26	Central Missouri <sup>#</sup>	L, 67-89

Dec. 1	at Southwest Baptist*	L, 59-76
Dec. 4	at Truman State*	L, 79-86
Dec. 6	at Quincy*	L, 55-72
Dec. 17	Central Christian College	W, 137-62
Dec. 21	(20) Arkansas-Fort Smith	L, 86-94

Jan. 2	Rockhurst*	W, 104-98
Jan. 4	William Jewell*	L, 69-73
Jan. 8	(16) Missouri S&T*	L, 79-81
Jan. 10	Lincoln*	W, 85-79
Jan. 15	at Maryville*	W, 82-68
Jan. 17	at (RV) McKendree*	L, 76-89
Jan. 22	Illinois Springfield*	L, 72-87
Jan. 24	Indianapolis*	W, 107-89
Jan. 29	at Lewis*	7:30 PM
Jan. 31	at Upper Iowa*	3 PM

Feb. 5	Quincy*	7:45 PM
Feb. 7	Truman State*	3 PM
Feb. 12	at William Jewell*	7:30 PM
Feb. 14	at Rockhurst*	2 PM
Feb. 19	Southwest Baptist*	7:45 PM
Feb. 26	UMSL*	7:45 PM
Feb. 28	at Missouri S&T*	3 PM

Mar. 5-8	at GLVC Tournament <sup>%</sup>	TBA
----------	---------------------------------	-----

## Schedule Key

<sup>^</sup>GLVC/G-MAC Challenge (Elsah, Ill.)<sup>#</sup>DoubleTree by Hilton Thanksgiving Classic<sup>%</sup>GLVC Tournament (St. Louis, Mo.)

\*GLVC Game

Home games in **bold**

All Times Central

## DRURY (9-10, 4-7 GLVC) AT LEWIS (4-14, 2-8 GLVC)

GAME 20 | Thursday, Jan. 29 | 7:30 p.m. | Neil Carey Arena (1,100) | Romeoville, Ill. | Watch: GLVCSN | Audio: DU All-Access

## DRURY PANTHERS



Season Record: 9-10, 4-7 GLVC  
 Head Coach: Chris Foster  
 Record at Drury: 57-71 (5th)  
 Career Record: 174-151 (12th)

VS

## LEWIS FLYERS



Season Record: 4-14, 2-8 GLVC  
 Head Coach: Nick Rocco  
 Record at Lewis: 4-14 (1st)  
 Career Record: same

## PROJECTED STARTERS\*

## DRURY

No.	Pos.	Player	Ht.	Wt.	Yr.	Hometown	PPG	RPG	APG	SPG	FG%	FT%
0	G	Colin Hardrick	6-3	170	RSO.	Milwaukee, Wis.	15.7	6.6	3.0	1.5	.426	.694
1	G	Zach Howell	6-5	210	RJr.	Springfield, Mo.	17.3	4.9	2.3	1.6	.488	.853
3	G	Keion Epps	6-0	175	Fr.	Springfield, Mo.	6.8	3.0	5.8	1.7	.424	.696
13	G	Luke Stubbs	6-3	190	Jr.	Kansas City, Mo.	8.4	2.3	1.8	0.9	.473	.742
24	F	KeShaun Thomas	6-6	225	Fr.	Quincy, Ill.	15.8	6.5	1.7	1.4	.507	.795

## LEWIS

No.	Pos.	Player	Ht.	Wt.	Yr.	Hometown	PPG	RPG	APG	SPG	FG%	FT%
1	G	Ryan Hall	6-4	-	Jr.	Kettering, Ohio	9.3	3.2	1.9	0.7	.396	.707
2	G	Cale Cosme	5-7	-	So.	Chicago, Ill.	8.1	3.6	3.2	1.1	.398	.500
5	F	John McCrear	6-8	-	RSO.	Detroit, Mich.	3.9	3.1	0.4	0.4	.419	.750
24	F	Drew Fisher	6-4	-	Fr.	Los Angeles, Calif.	7.3	3.8	0.5	0.6	.429	.661
32	F	Jackson Connor	6-6	-	Jr.	Marion, Ill.	8.0	2.8	0.2	0.8	.341	.700

(\*Based on previous game's starters)

## SETTING THE SCENE

- Drury men's basketball embarks on a two-game Great Lakes Valley Conference road trip Thursday (Jan. 29), when the Panthers take on Lewis in 7:30 p.m., contest at Neil Carey Arena in Romeoville, Ill.
- Drury (9-10, 4-7 GLVC) will be aiming for its second consecutive conference win following a 107-89 home victory over Indianapolis last Friday.
- Lewis (4-14, 2-8 GLVC) enters Thursday's game on a five-game skid after dropping a 34-point decision at SBU on Saturday.
- DU enters the game tied with SBU for 10th place in the GLVC standings, while the Flyers sit in 13th with their 2-8 league mark.

## LAST TIME OUT

- Behind career-best scoring efforts from Zach Howell and Colin Hardrick that helped spark a red-hot second-half shooting performance, Drury ran away with a 107-89 victory over Indianapolis Friday evening at O'Reilly Family Event Center.
- Howell registered a career-high 35 points on 10-of-19 shooting and combined with Hardrick for 41 second-half points to fuel a Drury offense that torched the nets to the tune of 74-percent (23-of-31) shooting over the final 20 minutes.
- Hardrick recorded 22 of his 28 points after intermission, finishing a perfect 8-of-8 from the floor and 4-of-4 at the foul line in the second half.
- In all, the duo of Howell and Hardrick combined to convert 20-of-34 field-goal attempts, including 8-of-17 (.471) from beyond the three-point arc and 15-of-17 (.882) at the charity stripe.
- DU turned a one-point halftime deficit into an 18-point win, marking its biggest GLVC margin of victory since a 30-point win over SBU last February.

## BY THE NUMBERS

1

PANTHERS GLVC RANK IN HOME ATTENDANCE with their total of 10,759 spectators through 12 home games...Drury has led the conference in total home attendance each of the last four seasons.

20+ POINT PERFORMANCES BY DRURY FRESH-MEN this season, paced by KeShaun Thomas's six, while Isaiah Otyaluk has four such performances, including three in the last six games.

10

7

CONSECUTIVE WINS FOR DRURY WHEN OUTSCORING THE OPPOSITION IN THE PAINT... DU outscored UIndy in the paint by a 34-point margin in last Friday's 107-89 victory.

DRURY SEASON SCORING HIGH for Zach Howell, in last Friday's win over Indianapolis...the junior guard knocked down 10-of-19 attempts from the floor and 10-of-11 free-throw tries in the victory.

35

166

TOTAL STEALS RECORDED BY THE PANTHERS through the first 19 games of the regular season... DU ranks third in the GLVC in steals, paced by Zach Howell's average of 1.6 spg..

TOTAL BLOCKS BY DRURY this season, which ranks second among all GLVC clubs...the Panthers are averaging 3.5 blocks per contest, marking an improvement of +1.2 per contest from last season.

67



## QUICK FACTS

### THE BASICS

**Location:** Springfield, Missouri  
**Founded:** 1873  
**Conference:** Great Lakes Valley  
**Enrollment:** 2,273  
**Colors:** Scarlet and Gray  
**Nickname:** Panthers  
**Mascot:** Pouncer  
**University President:** Dr. Jeff Frederick  
**Faculty Athletics Rep:** Dr. Charles Taylor  
**Director of Athletics:** Nyla Milleson  
**Athletic Department Phone:** (417) 873-7265

### FACILITY FACTS

**O'Reilly Family Event Center**  
**Capacity:** 2,850  
**Record in Arena:** 180-49 (.786)

### CREDENTIALS

Outlets interested in obtaining credentials to cover Drury basketball home games must apply for credentials via [DruryPanthers.com](http://DruryPanthers.com).

Applications for single-game credentials should be submitted at least five days in advance of the game(s) one plans to cover.

### MEDIA AVAILABILITY

Drury basketball coaches and student-athletes are available for interviews postgame and throughout the week upon request. Please coordinate all media inquiries through the team's designated sports contact.


### MEDIA RELATIONS STAFF



**ERIC DOENNIG**  
 Associate A.D. for Media Relations  
 C: 417.430.6680  
 O: 417.873.7272  
 E: [edoennig@drury.edu](mailto:edoennig@drury.edu)  
 Contact: MBB, VB, BASE, SWIM



**HUDSON HARKNESS**  
 Assistant Director, Media Relations  
 C: 231.720.5031  
 O: 417.873.6382  
 E: [hharkness@drury.edu](mailto:hharkness@drury.edu)  
 Contact: WBB, WSOC, SB, TEN, GOLF, STUNT



**JOSH CLARK**  
 Graduate Assistant  
 C: 402.871.1897  
 O: 417.873.7349  
 E: [jclark032@drury.edu](mailto:jclark032@drury.edu)  
 Contact: MSOC, XC, TRI, TF, WREST



## 2025-26 DRURY PANTHERS

NO.	NAME	POS.	HT.	WT.	YR.	HOMETOWN / PREVIOUS SCHOOL(S)
0	Colin Hardrick	G	6-3	170	RSo.	Milwaukee, Wis. / Wauwatosa West / We Are United Prep
1	Zach Howell	G/F	6-5	210	RJr.	Springfield, Mo. / Catholic / Milwaukee
3	Keion Epps	G	6-0	175	Fr.	Springfield, Mo. / Central
4	Kevin Sargeant	F	6-5	200	Fr.	Missouri City, Texas / Thurgood Marshall
10	Brenley Hagewood	G	6-0	165	Fr.	Republic, Mo. / Republic
11	Wyatt Carr	G	6-5	170	Fr.	Lebanon, Mo. / Lebanon
13	Luke Stubbs	G	6-3	190	RJr.	Kansas City, Mo. / Liberty
20	Hogan Smith	F	6-5	175	RFr.	Springfield, Mo. / Kickapoo
23	Kanon Gipson	G	6-3	180	RJr.	Rogersville, Mo. / Logan-Rogersville / Missouri State
24	KeShaun Thomas	F	6-6	225	Fr.	Quincy, Ill. / Quincy
30	Brady Nicholson	G	6-3	170	RFr.	Ash Grove, Mo. / Ash Grove
34	Aladji Gassama	F	6-8	215	RSr.	Bamako, Mali / De Smet Jesuit / Pepperdine
35	Isaiah Otyaluk	F	6-7	175	RFr.	Cary, N.C. / Word of God Academy / Chattanooga
43	Gezim Bajrami	F/C	6-9	260	Jr.	Tampere, Finland / Omnia / Frank Phillips College

### STAFF

**Head Coach:** Chris Foster  
 Record at Drury: 57-71 (5th Season)  
 Overall Record: 174-151 (12th Season)

**Assistant Coach:** Sam Briscoe

**Assistant Coach:** Brian Pearson

**Student Assistants:** Leo Gomes,  
 Jamarion Bradford

### PRONUNCIATION GUIDE

**Colin Hardrick** ..... CALL-un HARD-rick  
**Kevin Sargeant** ..... SAR-gent  
**Brenley Hagewood** ..... HAYG-wood  
**Kanon Gipson** ..... CAN-un  
**KeShaun Thomas** ..... KEY-shawn  
**Aladji Gassama** ..... uh-LODGE-ee gah-SAW-mah  
**Isaiah Otyaluk** ..... oh-TEE-uh-luke  
**Gezim Bajrami** ..... Geh-zim bah-RAH-me

### BREAKDOWN BY LOCATION

**By Country** ..... United States (12), Finland (1), Mali (1)  
**By State** ..... Missouri (8), Illinois (1), North Carolina (1),  
 ..... Texas (1), Wisconsin (1)

### BREAKDOWN BY CLASS

**Seniors** ..... 1  
**Juniors** ..... 4  
**Sophomores** ..... 1  
**Freshman** ..... 8

### BREAKDOWN BY POSITION

**Center** ..... 1  
**Forward** ..... 5  
**Guard** ..... 8





# THE MATCHUP

## SERIES HISTORY

- Drury brings a 16-8 series advantage over Lewis into Thursday's contest.
- Lewis has claimed the last two meetings in the series, including a 69-67 victory in Springfield last season (Feb. 1, 2025).
- The two clubs have split their last 10 meetings dating back to the 2017-18 season.
- Drury is 3-3 vs. the Flyers in its six previous trips to Neil Carey Arena.
- The Panthers are 2-3 vs. Lewis under **Chris Foster**, who has gone 6-10 overall against the Flyers over his 12-year career.

## ABOUT LEWIS

- The Flyers bring a five-game losing streak into Thursday's game following an 82-48 setback at SBU last weekend.
- Lewis is averaging 64.1 points per game, while allowing 73.5 points per outing; the Flyers are shooting .426 as a club on the season.
- Lewis is led by Arius Alijosius' 18.7 points per game; the sophomore guard is shooting .497 from the field and .446 from beyond the arc (45-of-101) on the year.
- Collin Albert is the only other Flyer averaging double figures (13.3), but has not appeared in a contest since Dec. 4.
- Among the Lewis regulars, Ryan Hall (9.3 ppg) is the top scorer, while Cale Cosme leads the club in assists (3.2 apg) while rating as the Flyers No. 3 rebounder (3.6 rpg).

## HEAD COACH NICK ROCCO

- Lewis is led by first-year head coach Nick Rocco, who took over for long-time coach Scott Trost this past offseason.
- Rocco, who spent eight years on the Flyers' staff as an assistant, has helped Lewis to the 2019 GLVC regular-season title, as well as the 2021 GLVC title and three NCAA D-II Tournament berths.
- Prior to Lewis, Rocco spent four seasons as an assistant coach for nationally renowned St. Joseph's High School in Westchester, Ill.

## LEWIS STATISTICAL LEADERS

SCORING	G	PTS.	PPG
Arius Alijosius	14	262	18.7
Collin Albert	6	80	13.3
Ryan Hall	18	167	9.3

REBOUNDING	G	REB.	RPG
Drew Fisher	18	68	3.8
Timofei Komissarov	17	63	3.7

ASSISTS	G	AST.	APG
Cale Cosme	16	51	3.2
Ryan Hall	18	34	1.9

STEALS	G	STL.	SPG
Cale Cosme	16	18	1.1
Arius Alijosius	14	13	0.9

BLOCKS	G	BLK.	BPG
Ryan Hall	18	13	0.7
Arden Eaves	10	6	0.6

3-POINT FG	G	3FG-A	PCT.
Arius Alijosius	14	45-101	.446
Ryan Hall	18	24-71	.338
Collin Albert	6	5-15	.333

## ABOUT DRURY

- DU is coming off back-to-back winning seasons for the first time since 2019-21 after going 14-13 a year ago and 15-13 in 2023-24.
- As a team, the Panthers are scoring at an 83.1 ppg clip, while allowing an average of 78.5 points per outing.
- Drury is paced by an offense that features three double-figure scorers, led by junior guard **Zach Howell** (17.3 ppg) and sophomore guard **Colin Hardrick** (15.7).
- Howell is DU's leading returning scorer, while Hardrick earned GLVC All-Freshman and All-Defensive team honors last winter after averaging 10.2 points, 6.7 boards and 2.0 steals per outing.
- Junior guard **Luke Stubbs** has returned from an injury that sidelined him for the majority of the 2024-25 season, making 16 starts and averaging 8.4 points per outing to date.
- Several talented newcomers have contributed significantly in their first eight weeks as Panthers: freshman **KeShaun Thomas** (15.8 ppg) has been a dominant force in the paint, scoring in double-figures in 16 of the Panthers' 19 games, including four double-doubles; fellow rookie **Keion Epps** is averaging 6.8 points, in addition to his GLVC-best 5.8 assist-per-game average; redshirt freshman **Isaiah Otyaluk** has provided a lift in his first season at Drury as well, including four 20-point performances.

## HEAD COACH CHRIS FOSTER

- Now in his fifth season as head coach of the Panthers, **Chris Foster** brings a 57-71 record as DU's bench boss.
- The Ironton, Mo., native has compiled a 174-151 overall record in his 12 seasons as a collegiate head coach — all at the NCAA Division II level within the Great Lakes Valley Conference.
- Prior to accepting the Drury head position, Foster spent three seasons at McKendree, leading the Bearcats to a 34-40 mark.
- Foster, a UNI graduate, began his head coaching career with a successful four-year stint at Truman State, where he led the Bulldogs to 20-win seasons each season.

## DRURY STATISTICAL LEADERS

SCORING	G	PTS.	PPG
Zach Howell	19	328	17.3
KeShaun Thomas	19	300	15.8
Colin Hardrick	19	298	15.7

REBOUNDING	G	REB.	RPG
Colin Hardrick	19	125	6.6
KeShaun Thomas	19	124	6.5

ASSISTS	G	AST.	APG
Keion Epps	16	93	5.8
Colin Hardrick	19	57	3.0

STEALS	G	STL.	SPG
Keion Epps	16	27	1.7
Zach Howell	19	30	1.6

BLOCKS	G	BLK.	BPG
Aladji Gassama	17	15	0.9
Kevin Sargeant	11	9	0.8

3-POINT FG	G	3FG-A	PCT.
Zach Howell	19	62-136	.456
Isaiah Otyaluk	17	33-73	.452
Luke Stubbs	17	13-32	.406

# DRURY HONORS

## Colin Hardrick

- 2024-25 GLVC All-Freshman Team
- 2024-25 GLVC All-Defensive Team

## Zach Howell

- 2024-25 CSC Academic All-District
- 2024-25 Academic All-GLVC

## Hogan Smith

- 2024-25 Academic All-GLVC

## Luke Stubbs

- 2024-25 Academic All-GLVC
- 2022-23 Academic All-GLVC

## KeShaun Thomas

- GLVC Men's Basketball Player of the Week (Jan. 5, 2026)

## FOLLOW THE PANTHERS

- Fans may follow the Panthers through the **GLVC Sports Network** (subscription required), where contests will be streamed live throughout the regular season.
- New for the 2025-26 academic year, viewing access to live broadcasts from GLVC regular-season and postseason contests will be available via monthly subscription (\$30) or annual subscription (\$140). Single-event access can also be purchased for \$15.
- Fans can also stay connected with the Panthers through the **Drury Basketball Coaches Radio Shows**. The DU weekly radio shows will air Tuesday nights at 6 p.m., beginning Nov. 4 and continuing throughout the season from The Pitch Pizza & Pub in Springfield and streaming live on **DU All-Access**.

## LISTEN ONLINE THROUGH DU ALL-ACCESS

- All Drury men's and women's basketball games in 2025-26 will be broadcast online through the **DU All-Access** button via [DruryPanthers.com](http://DruryPanthers.com) (or by scanning the QR code).
- Fans may access the audio streams by visiting the schedule pages for the Panthers and selecting the "Listen" link, or via the DU All Access button located on the home page.



## DRURY BASKETBALL LUNCHEONS

- Drury will also host seven **Basketball Luncheons** inside Plaster Gallery/The Lair, located in the O'Reilly Family Event Center.
- The luncheons will feature both DU head coaches, as well as select members of the Panthers and Lady Panthers squads.
- The cost of each 11:30 a.m., luncheon is \$13, with the first gathering slated for Monday, Nov. 10, and additional luncheons scheduled subsequently on Nov. 24, Dec. 8, Jan. 12, Jan. 26, Feb. 9 and Feb. 23.





## NOTEWORTHY

### EPPS EXTRA HELPFUL

- Drury freshman **Keion Epps** has been the Panthers' top ball distributor all season, but the Springfield product has been particularly helpful over DU's last four outings, totaling 30 assists.
- In the Panthers' 82-68 win at Maryville (Jan. 15), he handed out a career-best 10 assists, marking the first double-digit assist total by a Panther since Conley Garrison recorded 10 assists vs. Pittsburg State on Dec. 22, 2019.
- He followed that effort with nine more helpers at McKendree (Jan. 17), then handed out eight more in last Friday's win over Indianapolis (Jan. 23).
- Epps currently leads the GLVC in assists per game (5.8) and is on pace to rack up 137 helpers during the regular season; that figure would be the top season total by a DU player since Garrison handed out 149 assists in 2019-20.

### DRURY BY THE NUMBERS

- Drury has feasted at home this season, averaging 90.6 points per game at O'Reilly Family Event Center.
- DU is 6-6 at home this season, with an average margin of victory of +9.3 ppg, including four 100+ point performances.
- DU has knocked down 119 three-point field goals — an average of 9.9 per home game at O'Reilly this season.
- Individually, **Zach Howell** has averaged 18.5 points while shooting .547 (47-of-86) from three-point range at home.
- Three additional Panthers are averaging double figures at home: **KeShaun Thomas** (16.0), **Colin Hardrick** (15.6) and **Isaiah Otyaluk** (10.3).
- The Panthers are forcing an average of 13.3 turnovers and handing out 16.6 assists per contest at O'Reilly this season.

### GRAND LARCENY

- The Panthers have recorded an average of 8.7 steals as per game, which ranks fifth among all GLVC teams.
- Drury ranks 61st nationally in steals per game at the Division II level, paced by freshman **Keion Epps**' 1.7 average.
- Drury is on pace to post 245 steals during the regular season, which would rank 11th on DU's single-season list.
- The Panthers have converted those 166 steals into an average of 15.8 points per game off of turnovers.

### PANTHERS IN THE RANKINGS

- The Panthers rank among the GLVC's top clubs in a number of categories entering the weekend, including the No. 3 assist (15.5), turnovers forced (14.2) and blocked shot (3.5) per game averages in the conference.
- Drury also rated among the conference's best teams in offensive rebounds per game (12.3), three-point field goals (8.9) and scoring offense (83.1), ranking third in those categories as well.
- The Panthers lead the GLVC and rank ninth nationally in total home attendance of 10,759 fans over their first 12 home contests this season at O'Reilly Family Event Center.
- Individually, **Keion Epps**' 5.8 assists per game is the top individual average in the GLVC and eighth nationally, while his team-leading average of 1.7 steals ranks seventh in the league.
- Zach Howell** ranks second in the GLVC and ninth nationally in three-point field goal percentage (.456); he also ranks 14th nationally in three-point field goals made (62), while his 1.6 steals per contest average rank 11th in the conference.
- KeShaun Thomas** is fourth in the GLVC in both free throws made (89) and field goal percentage (.507).
- Colin Hardrick** ranks eighth in the GLVC in total steals (29) and 10th in total rebounds (125).

### GLVC GAINS

- Drury has produced positive gains in the Great Lakes Valley Conference regular season over the past two years, including a nine-win league season a year ago.
- The Panthers have increased their conference win total in each of the last two seasons, improving from a 5-15 slate and a 12th place finish in 2022-23 to a 10th-place showing and an 8-12 record in 2023-24 to last year's 9-11 mark and ninth-place effort.
- Drury was tabbed fifth in this year's GLVC Men's Basketball Preseason Coaches' Poll; the Panthers received 121 points in the poll, finishing behind preseason favorite Missouri S&T (196), Lincoln (174), UMSL (161) and Rockhurst (141).

### PANTHERS IN THE CENTURY CLUB

- Drury topped the century mark for the fourth time this season with its 107-89 win over UIndy on Jan. 23.
- The Panthers' four 100-point totals this season mark their best total since 2017-18, when DU topped the century plateau a total of six times.
- The Panthers achieved the feat in a 108-68 win over Ecclesia on Nov. 19; that performance marked the first time DU reached the 100-point plateau since a 106-point effort vs. University of the Ozarks on Dec. 5, 2023.
- Drury also reached the 100-point mark with its best single-game scoring total ever in a 137-62 win against Central Christian College (Dec. 17), as well as a 104-point performance in its win over Rockhurst (Jan. 2).

### ROOKIE HONOR ROLL

- Freshman forward **KeShaun Thomas** was named the Athletic Solutions GLVC Player of the Week on Jan. 5.
- Thomas delivered a pair of 20-point performances, pacing the Panthers with team-leading averages of 24.5 points and 7.0 rebounds; the Quincy, Ill., product tallied a career-high 29 points on 9-of-11 shooting from the floor and 9-of-9 at the foul line in DU's 104-98 win over Rockhurst (Jan. 2).
- For the week, Thomas shot just under 70-percent from the floor, connecting on 16-of-23 field goal attempts, as well as 15-of-19 (.789) free-throw tries.
- Thomas's citation was the first GLVC weekly honor for a DU freshman since Drake Patterson won the same award on Feb. 6, 2012.

### NEW PANTHERS PROVIDE A LIFT

- Drury's talented eight-man 2025 recruiting class has made an immediate impact for the Panthers over their first 19 games.
- Three Drury freshmen — **Isaiah Otyaluk**, **Keion Epps** and **KeShaun Thomas** — combined for 49 points in DU's road victory over Maryville (Jan. 15).
- Thomas has asserted himself in the Panthers' lineup, starting his DU career with 16 double-digit point totals in 19 games, including four double-doubles.
- Thomas, who became the first Drury freshman to earn a GLVC Player of the Week award since the 2011-12 season on Jan. 12, turned in three consecutive 20+ point outings, Dec. 21-Jan. 4; Logan Applegate was the last Panther to accomplish that feat when he averaged 25.7 points over three games, Jan. 5-12, 2023.
- Like Thomas, Epps has shown off his diverse skill set early in his DU career and brings a conference-leading average of 5.8 assists per contest into Thursday's game; the Springfield Central High School product is averaging 6.8 points as well.
- Finally, Otyaluk has turned in significant performances as well, including an average of 24.5 points over DU's two games at Maryville (Jan. 15) and McKendree (Jan. 17).

## GAME-BY-GAME STARTERS

OPP.	G	G	G	G/F	F
ODU	Hardrick	Howell	Nichols	Stubbs	Gassama
TMU	Hardrick	Howell	Nichols	Thomas	Gassama
EC	Hardrick	Howell	Nichols	Thomas	Gassama
OCC	Hardrick	Howell	Nichols	Thomas	Gassama
CSP	Hardrick	Howell	Nichols	Stubbs	Thomas
UCM	Hardrick	Howell	Nichols	Stubbs	Thomas
SBU	Hardrick	Howell	Epps	Stubbs	Gassama
TSU	Hardrick	Howell	Epps	Stubbs	Thomas
QU	Hardrick	Howell	Epps	Stubbs	Thomas
CCC	Hardrick	Howell	Stubbs	Thomas	Gassama
UAFS	Hardrick	Howell	Stubbs	Thomas	Otyaluk
RU	Hardrick	Howell	Stubbs	Thomas	Otyaluk
WJC	Hardrick	Howell	Stubbs	Thomas	Otyaluk
MoS&T	Hardrick	Howell	Stubbs	Thomas	Gassama
Lincoln	Hardrick	Howell	Stubbs	Thomas	Gassama
MU	Hardrick	Howell	Stubbs	Thomas	Gassama
McK	Hardrick	Howell	Stubbs	Thomas	Gassama
UIS	Hardrick	Howell	Epps	Stubbs	Thomas
UIndy	Hardrick	Howell	Epps	Stubbs	Thomas
Lewis					
UIU					
QU					
TSU					
WJC					
RU					
SBU					
UMSL					
MoS&T					

## GAMES STARTED AT DRURY

	STREAK	25-26	CAREER	GLVC
Colin Hardrick	46	19	46	31
Zach Howell	19	19	45	30
Avante Nichols	--	6	6	--
Keion Epps	2	5	5	5
Kevin Sargeant	--	--	--	--
Brenley Hagewood	--	--	--	--
Wyatt Carr	--	--	--	--
Luke Stubbs	15	16	17	12
Ethan Whatley	--	--	--	--
Hogan Smith	--	--	--	--
Kanon Gipson	--	--	2	2
KeShaun Thomas	12	17	17	11
Brady Nicholson	--	--	--	--
Aladji Gassama	--	10	10	5
Isaiah Otyaluk	--	3	3	2
Gezim Bajrami	--	--	--	--

**GLVC**  
CREATE YOUR  
**LEGACY**







## NOTEWORTHY

### STUBBS STREAKING

- **Luke Stubbs** heated up over the course of the Panthers' recent six-game home stand (Dec. 17-Jan. 10), averaging 11.2 points while shooting .636 from three-point range.
- The junior guard notched four consecutive double-digit scoring performances after reaching double figures in just one of DU's first 11 games of the season.
- Stubbs recorded back-to-back career-high 15-point efforts in Drury's contests against Missouri S&T (Jan. 8) and Lincoln (Jan. 10), going a combined 10-of-18 from the floor and 7-of-8 at the foul line.
- Most recently, Stubbs averaged 12.5 points and 3.0 rebounds in the Panthers' two home contests last week.
- For the season, Stubbs is averaging a career-best 8.4 points per game while shooting .473 from the floor and .406 from three-point range.

### PUTTING THE 'O' IN 'THE O'

- Drury's 137-62 win over Central Christian (Dec. 17) included several record-breaking (or matching) performances:
  - Zach Howell:** DU single-game three-point field goals (11)
  - Drury single-game scoring (137 points)
  - Drury single-game three-point field goals (21)
  - Tied Drury single-game scoring margin (+75)
- Drury's 137 points eclipsed the program's previous single-game standard of 129, established in a 129-89 victory over Lincoln on Feb. 20, 2002.
- Howell surpassed the Panthers' single-game record for three-point field goals with 11 makes from beyond the arc en route to a then career-high 33 points, topping former DU teammate Logan Applegate's 10 successful treys at SBU (Feb. 22, 2025).
- Including Howell's big night, a total of five Panthers turned in career-best scoring performances in the victory over Central Christian: **Isaiah Otyaluk** (25), **Aladi Gassama** (16), **Kevin Sargeant** (13) and **Brady Nicholson** (5).

### NO PLACE LIKE HO'ME

- Drury is once again enjoying the advantage of playing its home games in front of one of the most loyal fan bases in the country, as the Panthers currently lead the GLVC in both total (10,759) and average (897 per game) home attendance in 2025-26.

### NCAA D-II Total Home Attendance

No.	School	Total Att.
1.	Fort Hays State	19,742
2.	Washburn	17,068
3.	Minnesota State	14,267
4.	Missouri Western	11,928
5.	Alaska-Anchorage	11,763
6.	Northern State	11,606
7.	<b>Drury</b>	<b>10,759</b>
8.	Southwest Minnesota State	10,464
9.	Minot State	10,336
10.	Ferris State	9,900

- The Panthers have led the GLVC in total attendance every year since 2021-22, ranking as high as 11th nationally in total attendance (2021-22).
- Last year, DU welcomed 16,017 fans through the doors of O'Reilly, which was the 13th-best season total among all Division II men's programs.

### ROOKIE NO MORE

- Drury sophomore guard **Colin Hardrick** will look to make an even bigger splash in his second year on the court for the Panthers, despite a standout rookie campaign that netted the Milwaukee native GLVC All-Freshman and All-Defensive Team honors.
- Hardrick led the GLVC in steals (2.0 spg), while pacing the Panthers in rebounding (6.7 rpg) and assists (2.7 apg), in addition to scoring at a 10.2 ppg clip.
- The Milwaukee native has picked up right where he left off, bringing averages of 15.7 ppg, 6.6 rpg and 3.0 apg into the weekend.
- Hardrick has been a model of consistency, scoring in double figures in all but two games this season.

### A FINE HOW-ELL DO YOU DO

- The other multi-faceted half of Drury's potent 1-2 punch, junior guard/forward **Zach Howell**, also turned in a memorable debut season in Scarlet and Gray last winter.
- Like Hardrick, Howell hit the ground running in the first nine weeks of the new season, bringing a team-best average of 17.3 points per outing into Thursday's game.
- Howell tallied a career-best 35-point performance in DU's win over Indianapolis last weekend, tallying 19 second-half points to fuel the Panthers' comeback victory.
- He also registered a 33-point outing Dec. 17 vs. Central Christian in a game in which he buried his first eight three-point attempts of the night en route to a school-record 11 makes from beyond the arc, which represents the top single-game total by an NCAA Division II shooter this season.
- So far in 2025-26, Howell ranks among the GLVC leaders in three-point shooting percentage, three-point field goals made, three-point field goals per game, assist-turnover ratio, free throw percentage, steals and scoring.

### PANTHERS WELCOME NEWEST HALL OF FAMERS

- The **30th Annual Drury University Athletics Hall of Fame** induction ceremony was held prior to DU's Jan. 10 game against Lincoln.
- This year's class included six legendary DU figures who were enshrined as members of the Class of 2025, including **Bailee (Nunn) Berger** (women's swimming, 2016-20), **Daejah Bernard** (women's basketball, 2016-20), **Brooke (Antenen) Byl** (volleyball, 2012-16), **Caleb Cole** (baseball, 2011-14), **Hailey Diestelkamp** (women's basketball, 2016-20) and **Jarrod Smith** (head tennis coach, 2006-23).

### OFF AND RUNNING

- Drury posted its first 4-0 start since 2019-20, thanks in large part to a balanced and consistent offensive attack that averaged 84.8 points per game over the same stretch.
- DU picked up wins in its first two games at the GLVC/G-MAC Conference Challenge (Nov. 14-15), marking the third time in four years under head coach **Chris Foster** the Panthers have accomplished the feat.
- The Panthers have enjoyed balanced contributions from up and down its roster, highlighted by a combined total of 59 different double-digit scoring performances through 15 games.

## DOUBLE-DOUBLE TRACKER

Player	Date	Opponent	P-R-A
<b>Colin Hardrick</b> (5)	11/16/24	Rogers State	10-11-2
	1/4/25	Rockhurst	12-12-3
	1/18/25	Maryville	11-10-6
	11/15/25	Thomas More	14-15-0
	12/21/25	Arkansas-Fort Smith	15-10-4
<b>KeShaun Thomas</b> (4)	11/22/25	Ozark Christian	16-10-2
	11/25/25	Concordia	27-10-2
	12/17/25	Central Christian	14-10-3
	1/10/26	Lincoln	18-11-2
<b>Keion Epps</b> (1)	1/15/26	Maryville	4-11-10
<b>Zach Howell</b> (1)	1/16/25	McKendree	21-12-0

## SCORING BREAKDOWN

OPP.	Off T/O	Paint	2nd Ch.	Fast Bk.	Bench
ODU	13-12	42-30	10-8	17-5	23-34
TMU	13-14	36-24	14-7	11-6	10-19
EC	23-13	60-32	18-6	29-9	43-7
OCC	35-10	50-22	24-9	17-6	25-21
CSP	14-19	40-46	15-20	13-15	12-63
UCM	14-22	24-28	11-9	4-15	35-20
SBU	15-30	28-36	7-6	9-16	16-4
TSU	15-17	40-40	16-5	16-14	4-23
QU	11-6	24-32	8-15	8-8	21-9
CCC	28-9	60-22	21-5	11-5	54-11
UAFS	10-14	44-44	7-20	11-31	17-27
RU	13-12	36-46	16-12	19-22	17-14
WJC	5-17	32-32	1-6	11-13	8-14
MoS&T	15-16	32-36	6-10	9-12	26-16
Lincoln	13-4	32-32	15-16	13-15	9-9
MU	18-12	48-18	11-8	22-7	29-2
McK	16-9	24-38	7-9	3-0	30-23
UIS	14-13	36-48	16-17	12-17	6-5
UIndy	15-13	46-12	17-13	12-11	12-13
Lewis					
UIU					
QU					
TSU					
WJC					
RU					
SBU					
UMSL					
MoS&T					



## HEAD COACH



### CAREER SUMMARY

Overall Record: 174-151 (12th)  
 Drury Record: 57-71 (5th)  
 Conference Games (regular season): 106-109  
 Non-Conference Games (regular season): 62-34  
 Conference Tournament: 6-6  
 NCAA Tournament: 0-2

### CAREER HEAD COACHING RECORD

Year	School	Overall	Conference
2014-15	Truman State	20-10	11-7
2015-16	Truman State	21-9	12-6
2016-17	Truman State	22-10	12-6
2017-18	Truman State	20-11	13-5
2018-19	McKendree	9-18	5-13
2019-20	McKendree	15-13	10-10
2020-21	McKendree	10-9	10-8
2021-22	Drury	10-16	7-10
2022-23	Drury	9-19	5-15
2023-24	Drury	15-13	8-12
2024-25	Drury	14-13	9-11
2025-26	Drury	9-10	4-6
<b>Totals</b>	<b>12 seasons</b>	<b>174-151</b>	<b>106-109</b>
<b>Drury</b>	<b>5 seasons</b>	<b>57-71</b>	<b>33-54</b>
<b>McKendree</b>	<b>3 seasons</b>	<b>34-40</b>	<b>25-31</b>
<b>Truman St.</b>	<b>4 seasons</b>	<b>83-40</b>	<b>48-24</b>

### FOSTER vs. GLVC

TEAM	ALL	DU	McK	TSU
Drury	4-5	--	1-3	4-2
Ill. Springfield	9-8	2-6	3-2	4-0
Indianapolis	5-10	2-4	2-3	1-3
Lewis	6-10	2-3	2-3	2-4
Lincoln	1-1	1-1	0-0	0-0
Maryville	12-4	5-2	2-2	5-0
McKendree	7-3	3-3	--	4-0
Missouri S&T	9-9	3-6	2-2	4-1
UMSL	7-10	2-4	2-3	3-3
Quincy	9-9	1-6	2-1	6-2
Rockhurst	12-7	4-4	2-2	6-1
SBU	4-5	3-4	1-1	0-0
Truman St.	1-7	1-5	0-2	--
Upper Iowa	1-2	1-2	0-0	0-0
William Jewell	11-5	2-5	2-0	7-0
*Former members	13-22	1-0	4-8	8-14
<b>TOTAL</b>	<b>111-117</b>	<b>33-55</b>	<b>25-32</b>	<b>54-30</b>

\*includes W-L totals vs. former GLVC members Lindenwood, Southern Indiana, Bellarmine, Saint Joseph's and Wisconsin-Parkside.

**Chris Foster** begins his fifth season at the helm of the Drury men's program and his 12th year overall as a collegiate head coach in 2025-26. Foster's rebuilding efforts at Drury have taken root over the past two seasons, as the Panthers posted their second consecutive winning season in 2024-25.

DU's growth over the past two winters has been evident on the court, as four different Panthers have earned All-Great Lakes Valley Conference honors, including sophomore guard **Colin Hardrick**. One of the conference's top all-around talents, Hardrick led the GLVC in steals while averaging 10.2 points and ranking among the league's top 10 players in rebounding to earn All-Freshman and All-Defensive Team honors.

The Panthers' 14-win season last year followed a breakthrough 2023-24 campaign that saw Drury post a 15-13 record, marking a six-game improvement from the previous year. The Panthers featured All-Great Lakes Valley Conference selection Logan Applegate, while Brock Wakefield was named to the All-Defensive team, and Juok Riak was selected for the All-Freshman squad.

Foster was named Drury's head coach on March 23, 2021, and arrived from McKendree, where he led the fellow GLVC program for three years. In 2020-21, he guided the Bearcats to their best finish ever in the GLVC as McKendree went 10-8 in the conference and ended the year in fourth place overall. The previous season, Foster put together the program's first-ever above .500 season at the NCAA-II level as the Bearcats went 15-13 and 10-10 in the conference.

Before his stint at McKendree, he was the head coach at Truman State, also a GLVC member, where he not only turned the Bulldogs around, but also laid the foundation for a program that has been one of the best in Division II, as Truman advanced to the Elite Eight and was ranked as high as No. 2 in the nation in 2021.

Foster spent four seasons as Truman State's head coach putting together a record of 83-40. His team reached the NCAA-II tournament in 2017 and 2018, and their 2017 trip was their first national tourney berth in 11 years. While at Truman State, Foster recruited and signed four-time All-GLVC selection Brodrick Thomas, who reached the NBA with the Boston Celtics, Cleveland Cavaliers, and Houston Rockets.

Foster is the 20th head coach in Drury's 118-year history as a men's basketball program, and he is only the eighth man to fill the role since 1965.

Prior to becoming head coach at Truman State, Foster was the associate head coach and recruiting coordinator for the Bulldogs.

Originally from Ironton, Mo., Foster played college basketball for Northern Iowa, was an All-Freshman selection in the Missouri Valley Conference, and scored more than 1,000 points in his collegiate career. He was a part of NCAA tournament teams in 2004 and 2005, and currently ranks 44th on Northern Iowa's all-time scoring list.

Foster stayed at UNI to serve as a graduate assistant, then transitioned to director of basketball operations for the Panthers. After coaching at the high school level, he returned to his alma mater to rejoin the coaching staff as video coordinator in 2011.

Foster is 174-151 in 12 seasons as a collegiate head coach. His 2018 Truman State squad was the GLVC's co-West Division champion, and three of his teams have won the conference's Sportsmanship Award.

He and his wife, Kylie, have three children – son Jase, and daughters Avery and Riley.



### NEW LOOK STAFF FOR 2025-26

- Drury's bench will have a bit of a different look this winter with the addition of two new assistant coaches for the upcoming season.
- Foster turned to a familiar face to fill one of those spots, hiring former DU assistant **Sam Briscoe** in May.
- Briscoe returns to the program after serving as an assistant under Foster in 2021-22 and two years as a graduate assistant for Steve Hesser from 2019-21.
- Briscoe will replace assistant Marc Sonnen, who resigned for an assistant coaching position at his alma mater, UNI.
- For the last three years, Briscoe has been a head coach at the high school level in the St. Louis area and, for the last two seasons, led the prestigious Christian Brothers College (CBC) program.
- The Panthers also welcomed former Iowa State staffer **Brian Pearson** to Springfield over the summer to fill the final assistant post on his bench.
- Pearson arrives at Drury after spending the past four seasons with the Iowa State men's program, where he contributed to four NCAA Tournament appearances and two trips to the Sweet 16 under head coach T.J. Otzelberger.
- During his tenure in Ames, the Cyclones amassed 95 wins, and Pearson played a role in the development of eight All-Big 12 selections.







## O'REILLY FAMILY EVENT CENTER

CAPACITY: **2,850** | OVERALL RECORD IN 16 SEASONS AT O'REILLY FAMILY EVENT CENTER: **180-49**

### AT HOME IN THE O'

The **O'Reilly Family Event Center** is home to the Drury University Athletics offices and serves as the home venue for men's and women's basketball and volleyball.

The arena, built in 2010 for \$13.5 million, was rated as the top NCAA Division II facility in the continental United States and the second-best building in the division by HERO Sports.

The O' features six luxury suites, the Plaster Gallery banquet room, and a seating capacity of 2,850 for basketball games. It can hold 3,160 for a seated floor concert and up to 3,592 for a general admission standing concert. Acts that have performed in The O' include Jax, Willie Nelson and Merle Haggard, Incubus, Dierks Bentley, Florida Georgia Line, Rob Zombie, Korn, Trevor Noah, Avett Brothers, The Pointer Sisters, Jack's Mannequin, Chicago, Kelly Clarkson, Bryan Adams, Sheryl Crow, Lynyrd Skynyrd, REO/Styx/Ted Nugent, and many more.

Fans have been greeted with a rich tradition of success inside The O'. The arena has hosted six NCAA-II Midwest Regional Tournaments, five of which resulted in regional championships. Drury basketball programs have combined for 21 National Tournament appearances, 11 Conference Championships, and a pair of dominant home records — 180-49 for the Panthers and an incredible 199-23 for the Lady Panthers. The O' has been the site of some of Drury's most historic moments, including the men's 2013 NCAA-II National Championship and the Lady Panthers' undefeated 32-0 season in 2020.

**O'REILLY FAMILY**  
EVENT CENTER

### GLVC ATTENDANCE

ARENA	SCHOOL	CAPACITY	2024-25 AVG (GLVC/D-II RANK)
Mabee Center	William Jewell	2,400	1,173 (1/12)
<b>O'Reilly Family Event Center</b>	<b>Drury</b>	<b>2,850</b>	<b>1,068 (2/21)</b>
Jason Gymnasium	Lincoln	1,900	594 (3/77)
Pepsi Arena	Quincy	2,000	559 (4/83)
Neil Carey Arena	Lewis	1,100	510 (5/96)
Dorman Memorial Gymnasium	Upper Iowa	1,338	436 (6/110)
John Q. Hammons Court	Southwest Baptist	2,925	412 (7/118)
Gibson Arena	Missouri S&T	4,000	397 (8/124)
Melvin Price Convocation Center	McKendree	1,600	394 (9/126)
Mason-Halpin Field House	Rockhurst	3,100	360 (10/148)
Nicoson Hall	Indianapolis	4,000	329 (11/160)
The Recreation and Athletic Center (TRAC)	Illinois Springfield	3,000	279 (12/185)
Pershing Arena	Truman State	2,300	218 (13/219)
Moloney Arena	Maryville	2,000	218 (14/220)
Mark Twain Building	UMSL	3,700	185 (15/244)

### PANTHERS IN THE O'

SEASON	RECORD	AVERAGE
2010-11	14-1 (.933)	1,528
2011-12	12-3 (.800)	1,714
2012-13	15-1 (.938)	1,886
2013-14	16-0 (1.000)	1,918
2014-15	11-3 (.786)	1,974
2015-16	11-3 (.786)	1,395
2016-17	14-2 (.875)	1,460
2017-18	12-2 (.857)	1,448
2018-19	13-2 (.867)	1,454
2019-20	13-1 (.929)	1,701
2020-21	6-3 (.667)	40
2021-22	8-5 (.615)	1,378
2022-23	8-8 (.500)	1,089
2023-24	11-4 (.733)	1,140
2024-25	10-5 (.667)	1,068
2025-26	6-6 (.500)	897
<b>Total</b>	<b>180-49 (.786)</b>	--

### DRURY'S RETIRED NUMBERS

NAME	NO.	YEARS
Charlie Crosby	44	1952-56
Jerry Alexander	15	1975-79
Lonnie Holmes	40	1991-95
Matt Miller	22	1998-02
Alex Hall	33	2009-13
Brandon Lockhart	21	2009-13

**44**

CROSBY

**15**

ALEXANDER

**40**

HOLMES

**22**

MILLER

**33**

HALL

**21**

LOCKHART





# SUPERLATIVES

## DRURY'S RECORD WHEN...

At home .....	6-6
On the road .....	1-4
At neutral sites .....	2-0
In overtime .....	0-0

Facing teams over .500 .....	2-6
Facing teams under .500 .....	6-3
Facing teams at .500 .....	1-1

Facing top-5 opponents .....	0-0
Facing top-10 opponents .....	0-0
Facing top-15 opponents .....	0-0
Facing top-20 opponents .....	0-2
Facing top-25 opponents .....	0-1
Facing RV opponents .....	0-1
Ranked in top 5 .....	0-0
Ranked in top 10 .....	0-0
Ranked in top 15 .....	0-0
Ranked in top 20 .....	0-0
Ranked in top 25 .....	0-0
Receiving votes .....	0-3
Both teams ranked .....	0-0
Both teams unranked .....	9-6

Leading at halftime .....	7-2
Trailing at halftime .....	2-8
Tied at halftime .....	0-0
Leading by double digits at halftime .....	3-0
Trailing by double digits at halftime .....	1-1

Leading with 10:00 left in regulation .....	7-2
Trailing with 10:00 left in regulation .....	2-7
Tied with 10:00 in regulation .....	0-1
Leading with 5:00 left in regulation .....	8-2
Trailing with 5:00 left in regulation .....	1-8
Tied with 5:00 left in regulation .....	0-0
Leading with 2:00 left in regulation .....	9-0
Trailing with 2:00 left in regulation .....	0-10
Tied with 2:00 left in regulation .....	0-0

Recording more rebounds .....	9-3
Opponent records more rebounds .....	0-7
Rebound total is the same .....	0-0
Recording 35 or more rebounds .....	8-3
Recording fewer than 35 rebounds .....	1-7
Recording more offensive rebounds .....	5-5
Opponent records more offensive rebounds .....	2-3
Offensive rebound total is the same .....	2-2
Recording 10 or more offensive rebounds .....	9-7
Recording fewer than 10 offensive rebounds .....	0-3

Record more assists .....	6-3
Opponent records more assists .....	2-6
Assist total is the same .....	1-1
Recording 15 or more assists .....	5-3
Recording fewer than 15 assists .....	4-7

Committing fewer turnovers .....	7-5
Opponent commits fewer turnovers .....	2-4
Turnover total is the same .....	0-1
Committing fewer than 12 turnovers .....	6-2
Committing 12 or more turnovers .....	3-8

Recording more steals .....	6-5
Opponent records more steals .....	2-3
Steal total is the same .....	1-2
Recording 8 or more steals .....	5-7
Recording fewer than 8 steals .....	4-3

Recording more blocks .....	6-4
Opponent records more blocks .....	1-4
Block total is the same .....	2-2
Recording 5 or more blocks .....	3-3
Recording fewer than 5 blocks .....	6-7

Recording more personal fouls .....	5-8
Recording fewer personal fouls .....	4-2
Personal foul total is the same .....	0-0

Shooting better than opponent from the field .....	9-2
Opponent shoots better from the field .....	0-8
Shooting 50 percent or better from the field .....	5-0
Shooting 40-49.9 percent from the field .....	4-8

Shooting 30-39.9 percent from the field .....	0-2
Shooting under 30 percent from the field .....	0-0
Opponent shoots 50 percent or better from the field .....	1-5
Opponent shoots 40-49.9 percent from the field .....	4-5
Opponent shoots 30-39.9 percent from the field .....	4-0
Opponent shoots under 30 percent from the field .....	0-0

Making more 3-pointers .....	5-4
Opponent makes more 3-pointers .....	3-4
Made 3-pointer total is the same .....	1-2
Shooting 35 percent or better on 3-pointers .....	6-6
Shooting under 35 percent on 3-pointers .....	3-4

Making more free throws .....	6-1
Opponent makes more free throws .....	2-8
Made free-throw total is the same .....	1-1
Recording more free-throw attempts .....	6-3
Opponent has more free-throw attempts .....	3-7
Attempted free-throw total is the same .....	0-0
Shooting 70 percent or better at the line .....	5-5
Shooting under 70 percent at the line .....	4-5

Scoring more points off turnovers .....	8-3
Opponent scores more points off turnovers .....	1-7
Points off turnovers total is the same .....	0-0
Scoring more paint points .....	7-0
Opponent scores more paint points .....	1-7
Paint point total is the same .....	1-3
Scoring more second-chance points .....	8-3
Opponent scores more second-chance points .....	1-7
Second-chance point total is the same .....	0-0
Scoring more fast-break points .....	7-2
Opponent scores more fast-break points .....	2-7
Fast-break point total is the same .....	0-1
Scoring more bench points .....	5-6
Opponent scores more bench points .....	3-4
Bench point total is the same .....	1-0

Six players score in double figures .....	1-0
Five players score in double figures .....	1-1
Four players score in double figures .....	4-2
Three players score in double figures .....	3-5
Two players score in double figures .....	0-1
One player score in double figures .....	0-1
Zero players score in double figures .....	0-0

Scoring under 50 points .....	0-0
Scoring between 50-59 points .....	0-2
Scoring between 60-69 points .....	0-2
Scoring between 70-79 points .....	2-4
Scoring between 80-89 points .....	2-2
Scoring between 90-99 points .....	1-0
Scoring 100 or more points .....	4-0

Opponent scores under 50 points .....	0-0
Opponent scores between 50-59 points .....	1-0
Opponent scores between 60-69 points .....	5-0
Opponent scores between 70-79 points .....	1-3
Opponent scores between 80-89 points .....	1-5
Opponent scores between 90-99 points .....	1-2
Opponent scores 100 or more points .....	0-0

Being the first team to score 10 points .....	3-3
Being the first team to score 20 points .....	6-5
Being the first team to score 30 points .....	7-5
Being the first team to score 40 points .....	7-3
Being the first team to score 50 points .....	7-4
Being the first team to score 60 points .....	8-2
Being the first team to score 70 points .....	8-2
Being the first team to score 80 points .....	7-0
Being the first team to score 90 points .....	5-0
Being the first team to score 100 points .....	4-0

Tipping off in morning (before noon local) .....	0-0
Tipping off in afternoon (12-4:59 p.m. local) .....	2-4
Tipping off in evening (5 p.m. or later local) .....	7-6
Playing in November .....	4-2
Playing in December .....	1-4
Playing in January .....	4-4
Playing in February .....	0-0
Playing in March .....	0-0

Playing on weekdays .....	5-6
Playing on weekends .....	4-3
Playing on Monday .....	0-0

Playing on Tuesday .....	0-1
Playing on Wednesday .....	2-1
Playing on Thursday .....	1-3
Playing on Friday .....	3-0
Playing on Saturday .....	3-2
Playing on Sunday .....	0-2

Wearing white uniforms .....	7-5
Wearing scarlet uniforms .....	2-5
Wearing gray uniforms .....	0-0

## LARGEST/SMALLEST POINT TOTALS

### Most First-Half Points

Drury: 70 vs. Central Christian (Dec. 17)
Opponent: 44, Concordia-St. Paul (Nov. 25)
Drury Player: 24, Zach Howell vs. Central Christian (Dec. 17)
Opp. Player: 14, Trey Palmer, Central Christian (Dec. 17)

### Fewest First-Half Points

Drury: 16 at Quincy (Dec. 6)
Opponent: 23, Ozark Christian (Nov. 22)

### Most Second-Half Points

Drury: 67 vs. Central Christian (Dec. 17)
Opponent: 58, Rockhurst (Jan. 2)
Drury Player: 22, Zach Howell vs. Rockhurst (Jan. 2); 22, Colin Hardrick vs. UIndy (Jan. 23)
Opp. Player: 21, Jevon Hill, Central Missouri (Nov. 26)

### Fewest Second-Half Points

Drury: 30 at SBU (Dec. 1)
Opponent: 27, 2x, last Central Christian (Dec. 17)

### Largest Halftime Lead

Drury: 35 (70-35) vs. Central Christian (Dec. 17)
Opponent: 12 (28-16), Quincy (Dec. 6)

### Largest Halftime Deficit Overcome in a Victory

Drury: 10 (28-38) vs. Ohio Dominican (Nov. 14)
Opponent: 7, Missouri S&T (Jan. 8)

### Largest Comeback in a Victory

Drury: 18 (5-23) vs. Ohio Dominican (Nov. 14)
Opponent: 19 (7-26), Illinois Springfield (Jan. 22)

### Largest Margin of Victory

Drury: 75 (137-62) vs. Central Christian (Dec. 17)
Opponent: 22 (89-67), Central Missouri (Nov. 26)

## MARGIN OF VICTORY/DEFEAT

	1	2	3	4	5	6	7	8	9
Wins	-	-	-	-	1	2	-	-	-
Losses	-	1	-	1	-	-	1	1	-

	10	11-15	16-19	20-24	25-29	30-34	35+
Wins	-	3	1	-	1	-	2
Losses	-	1	3	1	-	-	-



**AROUND THE GLVC****2025-26 GLVC STANDINGS**

SCHOOL	GLVC	PCT.	HOME	AWAY	OVERALL	PCT.	HOME	AWAY	NEUTRAL	STREAK
Illinois Springfield	8-2	.800	5-1	3-1	12-6	.667	8-3	3-3	1-0	W2
Missouri S&T	7-2	.778	2-1	5-1	13-3	.812	5-1	7-1	1-1	L1
McKendree	8-3	.727	4-1	4-2	15-4	.789	5-1	7-2	3-1	W4
Rockhurst	8-3	.727	6-0	2-3	14-5	.737	9-1	3-4	2-0	W2
Upper Iowa	8-3	.727	5-1	3-2	13-5	.722	7-2	6-3	0-0	L2
William Jewell	8-3	.727	5-1	3-2	12-7	.632	8-4	4-3	0-0	W7
Indianapolis	7-4	.636	3-1	4-3	9-10	.474	5-3	4-6	0-1	L1
Missouri-St. Louis	6-5	.545	3-3	3-2	12-8	.600	6-3	3-3	3-2	W2
Truman	5-5	.500	3-2	2-3	8-10	.444	5-3	2-5	1-2	W1
Southwest Baptist	4-7	.364	3-2	1-5	10-9	.526	7-2	2-6	1-1	W1
<b>Drury</b>	<b>4-7</b>	<b>.364</b>	<b>3-3</b>	<b>1-4</b>	<b>9-10</b>	<b>.474</b>	<b>6-6</b>	<b>1-4</b>	<b>2-0</b>	<b>W1</b>
Quincy	3-7	.300	1-4	2-3	8-10	.444	5-5	3-5	0-0	L2
Lewis	2-8	.200	1-4	1-4	4-14	.222	2-7	2-6	0-1	L5
Lincoln	2-9	.182	2-4	0-5	8-11	.421	6-4	0-5	2-2	L1
Maryville	0-12	.000	0-6	0-6	2-18	.100	2-7	0-8	0-3	L9

**THIS WEEK IN THE GLVC****Thursday, Jan. 29**

Southwest Baptist at Upper Iowa  
 William Jewell at Truman State  
 UMSL at McKendree  
 Rockhurst at Quincy  
 Lincoln at Illinois Springfield  
 Drury at Lewis  
 Missouri S&T at Indianapolis

**Saturday, Jan. 31**

Southwest Baptist at Quincy  
 Rockhurst at Truman State  
 Maryville at McKendree  
 UMSL at Illinois Springfield  
 Drury at Upper Iowa  
 Lincoln at Indianapolis  
 Missouri S&T at Lewis

**Top Scorers**

Drenin Dinkins	RU	22.0
Jaylen Wesley	RU	20.4
Solomon Oraegbu	LIN	19.8
Arius Alijosius	LU	18.7
Justice Sutton	WJC	18.5

**Top Rebounders**

Emmanuel Byrd	TSU	9.3
Kyle Hrcir	UIU	9.1
Kobe Clark	MU	8.9
Max Ekono	LIN	8.6
Alex Stell	UIS	8.3

**Top Assisters**

Keion Epps	DU	5.8
Jordan Rice	UIS	5.3
Miles Boland	UMSL	4.9
Kyle Hrcir	UIU	3.8
Kobe Clark	MU	3.7

**GLVC Player of the Week**

Week 1	Jaylen Wesley	Rockhurst
Week 2	Kyle Hrcir	Upper Iowa
Week 3	Jaylen Wesley	Rockhurst
Week 4	Kyle Hrcir	Upper Iowa
Week 5	Solomon Oraegbu	Lincoln
Week 6	Drenin Dinkins	Rockhurst
Week 7	KeShaun Thomas	Drury
Week 8	Jaylen Wesley	Rockhurst
Week 9	Ethan Bolton	Quincy
Week 10	Justice Sutton	William Jewell
Week 11	--	--
Week 12	--	--
Week 13	--	--
Week 14	--	--
Week 15	--	--
Week 16	--	--

**GLVC**

## SEASON RESULTS

Record:	Overall	Home	Away	Neutral
All Games	9-10	6-6	1-4	2-0
Conference	4-7	3-3	1-4	0-0
Non-Conference	5-3	3-3	0-0	2-0

OPPONENT	DATE	Score	W-L	Attend.	High Points	High Rebounds	High Assists	High Steals	High Blocks
vs. Ohio Dominican	11/14	70-65	1-0	85	Hardrick (21)	Hardrick-Thomas (7)	Epps (5)	Howell (4)	Howell-Nichols (2)
vs. Thomas More	11/15	71-59	2-0	120	Thomas (19)	Hardrick (15)	Howell (5)	Howell (3)	Three with (1)
Ecclesia	11/19	108-68	3-0	921	Howell (21)	Nichols (8)	Howell (6)	Nichols (3)	Gassama (4)
Ozark Christian	11/22	90-62	4-0	1,022	Howell (19)	Thomas (10)	Hardrick (4)	Thomas (3)	Sargeant (2)
Concordia-St. Paul	11/25	83-94	4-1	925	Thomas (27)	Thomas (10)	Epps (7)	Nichols (5)	Gassama-Stubbs (1)
Central Missouri	11/26	67-89	4-2	1,013	Epps (17)	Hardrick (6)	Epps (6)	Three with (2)	Hardrick-Thomas (1)
at Southwest Baptist*	12/1	59-76	4-3, 0-1	943	Howell (16)	Gassama (7)	Epps-Hardrick (4)	Epps (5)	Gassama (1)
at Truman State*	12/4	79-86	4-4, 0-2	160	Thomas (24)	Hardrick (9)	Epps (9)	Thomas (4)	Four with (1)
at Quincy*	12/6	55-72	4-5, 0-3	542	Hardrick (13)	Thomas (6)	Hardrick (4)	Epps (4)	Gassama (2)
Central Christian	12/17	137-62	5-5	817	Howell (33)	Thomas (10)	Epps (9)	Howell (3)	Sargent (2)
Arkansas-Fort Smith	12/21	86-94	5-6	812	Thomas (20)	Hardrick (10)	Hardrick (4)	Hardrick (3)	Hardrick-Otyaluk (2)
Rockhurst*	1/2	104-98	6-6, 1-3	817	Thomas (29)	Thomas (8)	Hardrick (5)	Hardrick (2)	Three with (1)
William Jewell*	1/4	69-73	6-7, 1-4	729	Thomas (20)	Thomas (6)	Epps (5)	Epps (1)	Hardrick (3)
Missouri S&T*	1/8	79-81	6-8, 1-5	817	Otyaluk (20)	Thomas (8)	Epps (7)	Howell-Stubbs (2)	Otyaluk (1)
Lincoln*	1/10	85-79	7-8, 2-5	1,089	Howell (21)	Thomas (11)	Stubbs (4)	Hardrick (3)	Hardrick (2)
at Maryville*	1/15	82-68	8-8, 3-5	423	Otyaluk (25)	Epps (11)	Epps (10)	Epps-Hardrick (3)	Otyaluk (2)
at McKendree*	1/17	76-89	8-9, 3-6	307	Otyaluk (24)	Thomas (7)	Epps (9)	Thomas (3)	Gassama (2)
Illinois Springfield*	1/22	72-87	8-10, 3-7	906	Howell (18)	Hardrick (9)	Epps-Hardrick (3)	Thomas (2)	Hardrick (2)
Indianapolis*	1/23	107-89	9-10, 4-7	793	Howell (35)	Thomas (9)	Epps (8)	Hardrick (2)	Howell-Otyaluk (1)
at Lewis*	1/29								
at Upper Iowa*	1/31								
Quincy*	2/5								
Truman State*	2/7								
at William Jewell*	2/12								
at Rockhurst*	2/14								
Southwest Baptist*	2/19								
UMSL*	2/26								
at Missouri S&T*	2/28								

\*GLVC game







## BOX SCORES

1

## Drury 70, Ohio Dominican 65

Friday, Nov. 14, 2025

Hay Field House - Elsah, Ill.

Ohio Dominican - 65

Record: 0-1

NO. Name	Min	FG M-A	3P M-A	FT M-A	Rebounds OR DR TOT	Fouls PF FD	TP	AS	TO	ST	Blocks BS BA	+/-
10 Rashid Nikiema	F 14:55	0-5	0-3	0-0	1 0 1	1 1	0	0	1	0	2 1	-6
25 Zac Kimball	F 27:43	2-5	2-4	0-0	1 5 6	1 1	6	4	1	1	0 0	-7
31 Caleb Conard	C 30:18	0-7	0-1	3-6	2 2 4	4 7	3	5	2	4	0 1	-13
3 Terrance Broughton	G 34:33	6-16	3-8	0-0	1 1 2	1 0	15	6	2	3	0 3	-7
23 Derek Goodman	G 19:36	3-6	1-3	0-0	0 1 1	2 1	7	1	3	0	0 0	-9
11 Brady Moore	31:23	8-14	0-3	2-2	1 2 3	3 1	18	0	1	0	0 1	2
12 Logan Ryan	14:26	2-3	1-2	1-2	0 2 2	3 1	6	0	2	1	0 0	10
4 Carson Seemann	21:41	2-3	0-0	2-2	1 6 7	4 1	6	3	1	1	0 0	3
2 Kenny Scott	05:27	1-1	0-0	2-2	0 0 0	1 1	4	0	2	1	0 0	2
Team					3 5 8	0	0					
Totals		24-60	7-24	10-14	10 24 34	20 14	65	19	15	11	2 6	-5

Major Fouls: NONE

Shooting By Period	1 <sup>st</sup>	2 <sup>nd</sup>	3 <sup>rd</sup>	4 <sup>th</sup>	OT
1 <sup>st</sup> FG%	14-35	40.0%			
3PT%	6-15	40.0%			
FT%	4-5	80%			
2 <sup>nd</sup> FG%	10-25	40.0%			
3PT%	1-9	11.1%			
FT%	6-9	66.7%			
GM FG%	24-60	40.0%			
FT%	7-24	29.2%			
FT%	10-14	71.4%			

Dead Ball Rebounds: 2, 0

Drury - 70

Record: 1-0

NO. Name	Min	FG M-A	3P M-A	FT M-A	Rebounds OR DR TOT	Fouls PF FD	TP	AS	TO	ST	Blocks BS BA	+/-
1 Zach Howell	F 37:10	3-9	0-3	3-5	1 4 5	2 2	9	2	2	4	2 1	12
34 Sekou Gassama	F 11:52	0-1	0-0	0-0	1 0 1	3 0	0	0	1	0	1 0	1
0 Colin Hardrick	G 38:50	5-13	1-5	10-13	2 5 7	0 9	21	2	3	1	0 0	5
2 Avante Nichols	G 24:30	5-7	0-1	0-0	1 3 4	1 1	10	1	2	1	2 0	9
13 Luke Stubbs	G 28:28	3-5	1-2	0-0	1 1 2	2 3	7	0	4	1	0 0	8
3 Kelon Eggs	21:45	3-6	1-2	0-0	0 3 3	1 1	7	5	2	2	1 1	-3
24 KeShaun Thomas	25:02	5-13	0-3	3-5	3 4 7	3 4	13	0	2	1	0 0	7
4 Kevin Sargeant	01:01	0-0	0-0	0-0	0 0 0	0 0	0	0	0	0	0 0	-4
14 Ethan Whatley	11:23	1-3	1-3	0-0	0 1 1	2 0	3	0	1	0	0 0	-5
Team					1 7 8	0	0					
Totals		25-57	4-19	16-23	10 28 38	14 20	70	10	17	10	6 2	5

Major Fouls: NONE

Shooting By Period	1 <sup>st</sup>	2 <sup>nd</sup>	3 <sup>rd</sup>	4 <sup>th</sup>	OT
1 <sup>st</sup> FG%	10-30	33.3%			
3PT%	2-13	15.4%			
FT%	6-9	66.7%			
2 <sup>nd</sup> FG%	15-27	55.6%			
3PT%	2-6	33.3%			
FT%	10-14	71.4%			
GM FG%	25-57	43.9%			
FT%	16-23	69.6%			

Dead Ball Rebounds: 5, 0

	ODU	DRU
Biggest lead	18 (1 <sup>st</sup> 8:51)	5 (2 <sup>nd</sup> 0:31)
Best Scoring Run	11 (1 <sup>st</sup> 15:51)	8 (2 <sup>nd</sup> 17:35)
Lead Changes	2	
Times Tied	2	
Time with Lead	34:12	04:43

Points from	ODU	DRU
Turnovers	12	13
Paint	30	42
Second Chance	8	10
Fast Breaks	5	17
Bench	34	23

Period by Period Scoring	1st	2nd	TOT
ODU	38	27	65
DRU	28	42	70

3

## Drury 108, Ecclesia 68

Wednesday, Nov. 19, 2025

O'Reilly Family Event Center - Springfield, Mo.

Ecclesia - 68

Record: 0-1

NO. Name	Min	FG M-A	3P M-A	FT M-A	Rebounds OR DR TOT	Fouls PF FD	TP	AS	TO	ST	Blocks BS BA	+/-
0 Christian Ford	G 26:19	5-14	0-3	4-4	4 3 7	2 4	14	4	3	1	0 1	-23
2 Paul Jones	G 29:41	4-10	0-3	1-2	1 1 2	2 2	9	0	0	0	0 3	-34
5 Adrian Nelson	G 28:08	5-8	1-2	3-4	1 1 2	1 2	14	0	1	0	0 0	-30
13 Nate Haugle	G 23:00	3-7	2-4	2-2	1 2 3	4 1	10	2	2	0	0 1	-28
14 Amarian Hoggan	G 34:48	5-10	0-1	4-6	0 1 1	3 5	14	3	4	3	1 1	-26
21 Coleton Loper	15:32	0-5	0-2	0-0	0 2 2	0 1	0	1	3	1	0 1	-16
23 Ty Wilson	16:19	1-4	0-1	3-4	0 1 1	1 0	4	5	0	1	2 0	-19
24 Thaddeus Cockrell	12:01	1-2	0-0	0-0	1 3 4	2 0	2	1	2	0	0 0	-6
30 Brock Wesley	14:12	0-2	0-0	0-0	0 0 0	2 1	0	0	1	0	0 0	-18
Team					4 1 5	0	0					
Totals		24-62	3-16	17-22	12 25 27	16 20	68	11	17	7	1 7	-40

Major Fouls: NONE

Shooting By Period	1 <sup>st</sup>	2 <sup>nd</sup>	3 <sup>rd</sup>	4 <sup>th</sup>	OT
1 <sup>st</sup> FG%	17-31	54.8%			
3PT%	3-6	50.0%			
FT%	1-2	50%			
2 <sup>nd</sup> FG%	7-31	22.6%			
3PT%	0-10	0.0%			
FT%	16-20	80%			
GM FG%	24-62	38.7%			
3PT%	3-16	18.8%			
FT%	17-22	77.3%			

Dead Ball Rebounds: 3, 1

Drury - 108

Record: 1-0

NO. Name	Min	FG M-A	3P M-A	FT M-A	Rebounds OR DR TOT	Fouls PF FD	TP	AS	TO	ST	Blocks BS BA	+/-
1 Zach Howell	F 27:07	6-10	4-7	5-5	2 2 4	4 3	21	6	2	2	0 1	35
24 KeShaun Thomas	F 22:17	4-7	0-2	4-4	0 3 3	3 2	12	1	3	2	0 0	19
34 Sekou Gassama	F 20:26	1-2	0-0	3-6	1 1 2	2 3	5	0	2	0	4 0	24
0 Colin Hardrick	G 26:40	6-8	1-3	2-2	0 5 5	0 3	15	5	1	2	0 0	37
2 Avante Nichols	G 22:41	6-6	0-0	0-0	2 6 8	2 0	12	2	1	3	0 0	32
35 Isaiiah Otyaluk	22:52	7-10	4-7	1-1	0 2 2	3 1	19	0	1	1	2 0	18
4 Kevin Sargeant	16:38	4-6	0-0	1-1	4 1 5	3 2	9	1	0	2	1 0	7
14 Ethan Whatley	18:59	2-7	0-4	0-0	0 2 2	0 0	4	2	0	1	0 0	13
30 Brady Nicholson	09:20	0-3	0-2	0-2	0 2 2	1 1	0	1	2	0	0 0	0
10 Brenley Hagewood	04:20	0-2	0-0	0-0	0 1 1	1 0	0	0	0	0	0 0	5
11 Wyatt Carr	04:20	1-1	0-0	2-2	0 0 0	0 1	4	0	0	0	0 0	5
43 Gezim Bajrami	04:20	3-4	1-2	0-0	0 2 2	1 0	7	1	0	1	0 0	5
Team					3 1 4	0	0					
Totals		40-66	10-27	18-23	12 28 40	20 16	108	19	14	14	7 1	40

Major Fouls: NONE

	EC	DU
Biggest lead	0 (1 <sup>st</sup> 20:00)	40 (2 <sup>nd</sup> 0:43)
Best Scoring Run	5 (2 <sup>nd</sup> 15:37)	11 (1 <sup>st</sup> 5:40)
Lead Changes	0	
Times Tied	0	
Time with Lead	00:00	39:44

Points from	EC	DU
Turnovers	13	23
Paint	32	60
Second Chance	6	18
Fast Breaks	9	29
Bench	7	43

Period by Period Scoring	1st	2nd	TOT
EC	38	30	68
DU	58	50	108

2

## Drury 71, Thomas More 59

Saturday, Nov. 15, 2025

Hay Field House - Elsah, Ill.

Thomas More - 59

Record: 0-1

NO. Name	Min	FG M-A	3P M-A	FT M-A	Rebounds OR DR TOT	Fouls PF FD	TP	AS	TO	ST	Blocks BS BA	+/-
1 Carson Browne	F 22:04	1-3	0-2	0-0	0 1 1	3 0	2	0	2	0	0 0	-20
12 Mitchell Rylee	F 17:36	2-5	0-0	0-0	0 2 4	6 1	1	4	0	2	0 0	-19
4 Kai Simpson	G 25:10	5-13	0-4	4-4	2 1 3	0 3	14	3	4	0	0 1	-18
13 Carter Mallernee	G 24:22	1-4	1-4	0-0	1 1 2	2 1	3	1	0	0	0 0	-20
14 Daniel Allen	G 32:32	6-15	5-11	0-0	1 3 4	0 2	17	1	1	1	0 0	-2
21 Tyler Johnson	14:47	0-2	0-0	0-2	1 3 4	3 2	0	0	0	0	1 1	4
3 Jashaun Pouncy	22:33	3-6	0-0	0-1	3 3 6	1 2	6	2	0	1	0 1	7
30 Jack McCune	16:57	0-4	0-2	1-4	1 1 2	1 2	1	1	1	1	2 0	7
5 Colin McClure	23:59	6-11	0-4	0-0	0 7 7	1 1	12	2	2	0	0 0	1
Team					3 2 5	0	0					
Totals		24-63	6-27	5-11	14 26 40	12 14	59	10	14	3	3	-12

Major Fouls: NONE

Shooting By Period	1 <sup>st</sup>	2 <sup>nd</sup>	3 <sup>rd</sup>	4 <sup>th</sup>	OT
1 <sup>st</sup> FG%	12-27	44.4%			
3PT%	4-12	33.3%			
FT%	3-8	37.5%			
2 <sup>nd</sup> FG%	12-36	33.3%			
3PT%	2-15	13.3%			
FT%	2-3	66.7%			
GM FG%	24-63	38.1%			
3PT%	6-27	22.2%			
FT%	5-11	45.5%			

Dead Ball Rebounds: 3, 1

Drury - 71

Record: 1-0

NO. Name	Min	FG M-A	3P M-A	FT M-A	Rebounds OR DR TOT	Fouls PF FD	TP	AS	TO	ST	Blocks BS BA	+/-
1 Zach Howell	F 35:34	6-14	3-8	2-2	0 8 8	1 3	17	5	0	3	0 0	15
24 KeShaun Thomas	F 31:18	8-17	1-4	2-3	1 1 2	3 2	19	3	3	1	0 1	14
34 Sekou Gassama	F 18:53	0-0	0-0	1-2	3 1 4	2 2	1	0	1	0	1 0	6
0 Colin Hardrick	G 38:59	6-22	2-4	0-2	4 11 15	3 3	14	0	2	1	1 2	12
2 Avante Nichols	G 29:28	5-7	0-0	0-0	4 3 7	2 0	10	2	2	1	0 0	23
4 Kevin Sargeant	08:35	0-0	0-0	0-1	1 2 1	2 0	0	2	0	1	0 0	-6
14 Ethan Whatley	25:16	3-5	2-3	0-0	3 1 4	1 0	8	0	0	0	0 0	-3
35 Isaiiah Otyaluk	10:56	1-6	0-3	0-0	1 1 2	1 0	2	0	0	1	0 0	-1
30 Brady Nicholson	01:01	0-0	0-0	0-0	0 0 0	0 0	0	0	0	0	0 0	0
Team					0 0 0	0	0					
Totals		29-71	8-22	5-9	17 27 44	14 12	71	10	10	7	3 3	12

Major Fouls: NONE

Shooting By Period	1 <sup>st</sup>	2 <sup>nd</sup>	3 <sup>rd</sup>	4 <sup>th</sup>	OT
1 <sup>st</sup> FG%	14-35	40.0%			

## BOX SCORES

5

## [21] Concordia-St. Paul 94, (RV) Drury 83

Wednesday, Nov. 25, 2025

O'Reilly Family Event Center - Springfield, Mo.

Concordia-St. Paul - 94

Record: 4-0

NO.	Name	Min	FG M-A	3P M-A	FT M-A	Rebounds OR DR TOT	Fouls PF FD	TP	AS	TO	ST	Blocks BS BA	+/-
4	Sam West	F 29:03	4-8	0-3	0-4	3 3 6	3 4	8	7	4	5	2 0 1	1
11	Jaden Wysocki	F 17:41	3-8	0-4	0-0	2 3 5	2 0	6	2	4	0	0 0 0	0
24	Chet Kloss	F 23:38	1-5	0-0	0-0	0 6 6	2 0	2	1	2	2	2 0 15	0
0	Ryan Johnson	G 20:17	0-1	0-0	4-4	0 4 4	4 4	4	2	2	1	0 0 0	0
5	Ben Kopetzki	G 25:03	4-11	0-3	3-4	0 2 2	1 2	11	1	1	1	0 0 6	0
20	Patrick Bath	04:58	0-0	0-0	0-2	3 2 5	0 1	0	1	0	0	0 0 0	0
2	Marcus Burks	19:48	5-6	1-2	1-2	2 2 3	1 1	12	1	2	0	0 0 0	0
13	Owen Carlson	23:59	9-13	4-6	3-3	2 4 6	1 3	25	0	1	1	0 1 18	0
14	Reid Patterson	23:03	6-15	3-9	6-6	3 1 4	1 4	21	0	0	0	0 0 9	0
22	Hudson Vaith	12:30	2-5	1-2	0-0	1 1 2	0 0	5	2	0	0	0 1 6	0
Team						3 2 5	0 0						
Totals			34-72	9-29	17-25	17 30 47	17 19	94	17	16	10	4 2 11	

Major Fouls: NONE

Shooting By Period		
1 <sup>st</sup> FG%	19-44	43.2%
3PT%	4-18	22.2%
FT%	2-3	66.7%
2 <sup>nd</sup> FG%	15-28	53.6%
3PT%	5-11	45.5%
FT%	15-22	68.2%
GM FG%	34-72	47.2%
3PT%	9-29	31.0%
FT%	17-25	68.0%

Dead Ball Rebounds: 5, 0

Drury - 83

Record: 4-1

NO.	Name	Min	FG M-A	3P M-A	FT M-A	Rebounds OR DR TOT	Fouls PF FD	TP	AS	TO	ST	Blocks BS BA	+/-
1	Zach Howell	F 30:09	5-9	5-7	0-0	0 3 3	4 1	15	1	1	2	0 1 -13	
24	KeShawn Thomas	F 31:52	9-17	1-5	8-9	2 8 10	2 7	27	2	6	1	0 2 -7	
0	Colin Hardrick	G 35:07	6-16	0-4	6-7	2 3 5	1 4	18	1	3	0	0 0 -2	
2	Avante Nichols	G 29:33	4-8	0-0	1-2	2 5 7	3 2	9	1	1	5	0 1 -6	
13	Luke Stubbs	G 21:07	1-4	0-0	0 0	1 2 3	4 1	2	3	2	0	1 0 -2	
3	Keion Epps	27:12	3-6	1-1	1-1	0 1 1	2 2	8	7	2	1	0 0 -12	
34	Sekou Gassama	07:29	1-2	0-0	0-0	1 0 1	0 0	2	0	2	0	1 0 -3	
14	Ethan Whatley	17:31	1-4	0-3	0-0	0 0 0	3 0	2	0	1	1	0 0 -10	
Team						1 1 2	0 0						
Totals			30-66	7-20	16-19	9 23 32	19 17	83	15	18	10	2 4 -11	

Major Fouls: NONE

Shooting By Period		
1 <sup>st</sup> FG%	15-33	45.5%
3PT%	4-8	50.0%
FT%	8-9	88.9%
2 <sup>nd</sup> FG%	15-33	45.5%
3PT%	3-12	25.0%
FT%	8-10	80%
GM FG%	30-66	45.5%
3PT%	7-20	35.0%
FT%	16-19	84.2%

Dead Ball Rebounds: 0, 1

	CSP	DU
Biggest lead	14 (2 <sup>nd</sup> 2:04)	8 (1 <sup>st</sup> 9:13)
Best Scoring Run	9 (2 <sup>nd</sup> 2:04)	9 (1 <sup>st</sup> 9:13)
Lead Changes	14	
Times Tied	12	
Time with Lead	23:11	10:51

Points from	CSP	DU
Turnovers	19	14
Paint	46	40
Second Chance	20	15
Fast Breaks	15	13
Bench	63	12

Period by Period Scoring			
	1st	2nd	TOT
CSP	44	50	94
DU	42	41	83

7

## Southwest Baptist 76, (RV) Drury 59

Monday, Dec. 1, 2025

Meyer Sports Center - Bolivar, Mo.

Drury - 59

Record: 4-3 (0-1)

NO.	Name	Min	FG M-A	3P M-A	FT M-A	Rebounds OR DR TOT	Fouls PF FD	TP	AS	TO	ST	Blocks BS BA	+/-
1	Zach Howell	F 34:07	6-15	4-12	0-0	1 2 3	4 2	16	2	3	2	0 0 -6	
34	Sekou Gassama	F 15:04	0-1	0-0	2-4	4 3 7	1 3	2	0	1	0	1 0 0	
0	Colin Hardrick	G 39:07	6-14	3-8	0-0	0 5 5	1 1	15	4	2	2	0 0 -16	
3	Keion Epps	G 34:02	1-5	0-3	0-0	1 0 1	2 1	2	4	10	5	0 0 -10	
13	Luke Stubbs	G 27:29	3-6	1-2	1-2	0 1 1	3 2	8	2	1	0	0 1 -14	
2	Avante Nichols	16:09	1-4	0-2	0-0	1 2 3	0 0	2	0	1	1	0 1 -17	
24	KeShawn Thomas	22:17	5-10	0-1	1-2	3 2 5	1 1	11	1	0	0	0 0 -10	
14	Ethan Whatley	09:48	1-2	1-2	0-0	0 0 0	0 0	3	0	1	1	0 0 -8	
35	Isaiah Otyaluk	01:57	0-0	0-0	0-0	0 0 0	0 0	0	0	0	0	0 0 -4	
Team						1 2 3	0 0						
Totals			23-57	9-30	4-8	11 17 28	12 10	59	13	19	11	1 2 -17	

Major Fouls: NONE

Shooting By Period		
1 <sup>st</sup> FG%	11-29	37.9%
3PT%	6-18	33.3%
FT%	1-2	50%
2 <sup>nd</sup> FG%	12-28	42.9%
3PT%	3-12	25.0%
FT%	3-6	50%
GM FG%	23-57	40.4%
3PT%	9-30	30.0%
FT%	4-8	50.0%

Dead Ball Rebounds: 4, 0

Southwest Baptist - 76

Record: 4-3 (1-1)

NO.	Name	Min	FG M-A	3P M-A	FT M-A	Rebounds OR DR TOT	Fouls PF FD	TP	AS	TO	ST	Blocks BS BA	+/-
2	Luke Ogle	F 32:02	5-10	1-4	0-0	0 2 2	3 0	11	1	1	0	2 0 17	
5	Jevin Sullivan	F 24:36	2-2	0-0	2-2	2 5 7	2 2	6	2	3	2	0 0 0	
3	Barron Sibley	G 18:07	5-8	3-5	0-0	0 0 0	1 0	13	3	5	2	0 0 -6	
10	Zac Reedus	G 33:47	7-12	3-4	2-4	3 2 5	0 4	19	3	1	2	0 1 16	
25	Brandon Moore	G 37:03	8-13	3-6	4-5	2 2 4	1 4	23	0	3	4	0 0 14	
15	Lachie McKain	30:03	0-5	0-4	2-3	0 1 1	0 2	2	2	3	0	0 0 27	
33	Sasha Glushkov	10:00	0-1	0-0	0-0	0 3 3	1 0	0	2	0	1	0 0 10	
24	Tyler Franklin	13:23	1-1	0-0	0-0	0 6 6	2 0	2	1	1	1	0 0 6	
11	Chase Coomer	00:31	0-0	0-0	0-0	0 0 0	0 0	0	0	0	0	0 0 0	
22	Eli Kennedy	00:31	0-0	0-0	0-0	0 0 0	0 0	0	0	0	0	0 0 0	
Team						1 2 3	0 0						
Totals			28-52	10-23	10-14	8 23 31	10 12	76	14	17	15	2 1 17	

Major Fouls: NONE

Shooting By Period		
1 <sup>st</sup> FG%	15-25	60.0%
3PT%	7-12	58.3%
FT%	1-2	50%
2 <sup>nd</sup> FG%	13-27	48.1%
3PT%	3-11	27.3%
FT%	9-12	75%
GM FG%	28-52	53.8%
3PT%	10-23	43.5%
FT%	10-14	71.4%

Dead Ball Rebounds: 3, 0

	DU	SBU
Biggest lead	3 (1 <sup>st</sup> 19:17)	19 (2 <sup>nd</sup> 1:57)
Best Scoring Run	10 (2 <sup>nd</sup> 15:34)	17 (2 <sup>nd</sup> 1:57)
Lead Changes	7	
Times Tied	2	
Time with Lead	02:47	35:41

Points from	DU	SBU
Turnovers	15	30
Paint	28	36
Second Chance	7	6
Fast Breaks	9	16
Bench	16	4

Period by Period Scoring			
	1st	2nd	TOT
DU	29	30	59
SBU	38	38	76

6

## Central Missouri 89, (RV) Drury 67

Wednesday, Nov. 26, 2025

O'Reilly Family Event Center - Springfield, Mo.

Central Mo. - 89

Record: 6-2

NO.	Name	Min	FG M-A	3P M-A	FT M-A	Rebounds OR DR TOT	Fouls PF FD	TP	AS	TO	ST	Blocks BS BA	+/-
15	Jevon Hill	F 26:39	10-12	9-11	1-1	1 4 5	1 1	30	0	1	1	0 1 24	
32	Trinell Parker	F 21:50	4-6	0-0	1-3	0 5 5	3 3	9	0	0	0	2 1 24	
4	Kyran Tilley	G 31:50	4-9	1-2	0-1	1 3 4	2 4	9	8	4	1	0 0 17	
5	Jake Fritz	G 28:07	2-6	2-3	2-3	0 1 1	0 1	8	3	0	2	0 0 19	
7	Lazerek Houston	G 32:37	6-15	1-4	0-2	0 5 5	2 4	13	0	3	2	0 0 20	
1	Deadric Fikes	15:16	4-4	2-2	0-0	1 3 4	3 0	10	0	2	1	1 0 0	
21	Noah Martin	12:09	1-2	1-2	0-0	0 2 2	0 0	3	0	0	0	0 1 -5	
25	Carter Kalles	16:44	1-2	0-1	0-0	1 1 2	1 0	2	0	0	1	0 0 9	
8	AJ Luce	06:00	1-1	1-1	0-0	0 1 1	0 0	3	0	0	0	0 0 -1	
2	Naz Brown	02:58	0-0	0-0	0-0	0 0 0	0 0	0	0	0	0	0 0 0	
3	Deshawne Crim	02:58	1-1	0-0	0-0	0 0 0	0 0	2	1	1	0	0 0 0	
0	Judah Sault	01:55	0-0	0-0	0-0	0 0 0	0 0	0	1	1	0	0 0 3	
23	Kyree Polk	00:57	0-0	0-0	0-0	0 0 0	0 0	0	0	0	0	0 0 0	
Team						2 0 2	0 0						
Totals			34-58	17-26	4-10	6 25 31	12 13	89	23	13	8	4 2 22	

Major Fouls: NONE

Shooting By Period		
1 <sup>st</sup> FG%	12-25	48.0%
3PT%	6-12	50.0%
FT%	2-4	50%
2 <sup>nd</sup> FG%	22-33	66.7%
3PT%	11-14	78.6%
FT%	2-6	33.3%
GM FG%	34-58	58.6%
3PT%	17-26	65.4%
FT%	4-10	40.0%

Dead Ball Rebounds: 4, 0

Drury - 67

Record: 4-2

NO.	Name	Min	FG M-A	3P M-A	FT M-A	Rebounds OR DR TOT	Fouls PF FT	TP	AS	TO	ST	Blocks BS	+/-
1	Zach Howell	F 32:19	3-8	1-4	2-2	2 3 5	2 2	9	1	4	0	1 1	-14
24	KeShaun Thomas	F 15:23	0-7	0-4	0-0	0 1 1	1 3	2	0	1	1	1 0	-18
0	Colin Hardrick	G 32:32	5-14	1-3	0-2	4 2 6	2 1 1	11	3	1	2	1 3	-12
2	Avante Nichols	G 16:07	3-5	1-1	0-0	1 2 3	1 1	7	0	2	0	0 0	-9
13	Luke Stubbs	G 18:39	2-6	0-1	1-2	1 0 1	2 1 5	5	1	0	0	0 0	-27
3	Keion Epps	24:22	6-8	4-6	1-3	0 3 3	1 3	17	6	2	1	0 0	-5
34	Sekou Gassama	12:27	1-1	0-0	3-4	0 1 1	2 2 5	5	0	1	0	0 0	2
14	Ethan Whatley	20:23	3-6	3-5	0-0	0 2 2	0 0	9	0	0	2	0 0	-6
35	Isaiah Otyaluk	14:07	1-3	0-2	0-0	0 1 1	0 0	2	2	0	0	0 0	-4
4	Kevin Sargeant	06:01	1-3	0-0	0-0	3 2 5	0 0	2	0	1	2	0 0	-5
0	Brenley Hagewood	01:55	0-0	0-0	0-0	0 0 0	0 0	0	0	0	0	0 0	-3
11	Wyatt Carr	01:55	0-1	0-0	0-0	0 0 0	0 0	0	0	0	0	0 0	-3
3	Brady Nicholson	01:55	0-0	0-0	0-0	0 0 0	0 0	0	0	0	0	0 0	-3
43	Gezzin Bajrmi	01:55	0-1	0-1	0-0	0 0 0	0 0	0	0	0	0	0 0	-3
Team			1 4 5 0 0 0 1										
Totals			25-63	10-27	7-13	15 18 33	13 12 67	14	13	8	2	4	-22



## BOX SCORES

9

## Quincy 72, Drury 55

Saturday, Dec. 6, 2025

Pepsi Arena - Quincy, Ill.

Drury - 55															Record: 4-5 (0-3)				
NO.	Name	Min	FG M-A	3P M-A	FT M-A	Rebounds OR DR TOT	Fouls PF FD	TP	AS	TO	ST	Blocks BS BA	+/-		Shooting By Period				
1	Zach Howell	F 33:14	2-12	2-8	1-2	1 2 3	4 2	7	0	0	1	0	3	-8	1 <sup>st</sup> FG%	6-29	20.7%		
24	KeShaun Thomas	F 17:39	2-7	0-1	4-8	2 4 6	3 7	8	0	3	3	0	0	-20	3PT%	1-12	8.3%		
0	Colin Hardrick	G 34:43	4-14	1-4	4-5	1 4 5	1 3	13	4	2	1	0	0	-12	FT%	3-7	42.9%		
3	Keion Epps	G 18:13	0-2	0-0	0-0	2 1 3	4 0	0	2	3	4	0	0	-16	2 <sup>nd</sup> FG%	12-31	38.7%		
13	Luke Stubbs	G 23:41	3-7	0-1	0-0	0 0 0	2 0	6	0	2	3	0	0	-19	3PT%	5-14	35.7%		
34	Sekou Gassama	09:16	1-2	0-0	0-2	0 2 2	3 2	2	0	0	1	2	0	0	GM FG%	18-60	30.0%		
35	Isaiah Otyaluk	11:38	0-2	0-2	2-2	0 2 2	0 1	2	0	0	0	0	0	-4	FT%	6-26	23.1%		
14	Ethan Whatley	15:29	2-6	1-3	0-0	2 2 2	3 0	5	1	0	0	0	0	-3	FT%	13-21	61.9%		
43	Gezim Bajrami	20:06	2-6	1-4	2-2	0 2 2	1 1	7	3	1	1	0	0	-4	Dead Ball Rebounds: 2, 0				
4	Kevin Sargeant	13:17	1-1	0-0	0-0	0 3 3	0 1	2	1	1	1	0	0	1					
11	Wyatt Carr	01:22	0-0	0-0	0-0	0 0 0	1 0	0	0	0	0	0	0	0					
30	Brady Nicholson	01:22	1-1	1-1	0-0	0 0 0	0 0	3	0	0	0	0	0	0					
Team						0 1 1	0	0	0	0	0								
Totals			18-60	6-26	13-21	10 19 29	22 17 55	11	12	15	3	3	3	-17	Major Fouls: Thomas (TF) 2 2 <sup>nd</sup> 9:14				

Quincy - 72			Record: 4-4 (1-2)			Major Fouls: NONE (17) 3-14											
NO.	Name	Min	FG M-A	3P M-A	FT M-A	Rebounds OR DR TOT	Fouls PF FD	TP	AS	TO	ST	Blocks BS BA	+/-	Shooting By Period			
44	Ethan Bolton	F 27:12	5-7	0-0	2-2	3 5 8	2 1	12	2	3	0	0	0	16	1 <sup>st</sup> FG%	11-26	42.3%
22	Jakeb Wallingford	C 29:44	1-3	0-0	0	2 6 8	2 3	2	2	2	2	2	0	14	3PT%	2-8	25.0%
0	Camren Kincaid	G 34:40	5-12	1-2	8-11	2 14 16	0 8	19	3	4	4	0	1	17	FT%	4-5	80%
20	Max Booher	G 29:38	2-10	1-7	6-8	1 1 2	3 4	13	1	1	1	0	0	18	2 <sup>nd</sup> FG%	11-27	40.7%
42	Tierren Stynes	G 32:20	6-13	2-6	3-5	7 2	2 1	2	2	1	0	0	0	19	3PT%	3-9	33.3%
3	Herbert Martin III	17:02	1-3	0-0	1-1	0 1 1	4 1	3	2	2	1	0	1	-6	GM FG%	22-53	41.5%
33	Preston Brewer	12:48	0-2	0-0	1-2	0 2 2	2 2	1	1	1	0	0	1	1	3PT%	5-17	29.4%
4	Nelson Johnson Jr	10:16	0-0	0-0	0-0	0 1 1	2 0	0	1	2	0	1	0	3	FT%	23-27	85.2%
30	Owen Duff	06:20	2-3	1-2	0-0	1 0 1	0 0	5	3	3	0	0	0	3	Dead Ball Rebounds: 2, 0		
Team						3 3 6	0	0	0	1							
Totals			22-53	5-17	23-27	14 38 52	17 21 72	14	21	9	3	3	17				

DRU		QUI	
Biggest lead	0 (1 <sup>st</sup> 20:00)	25 (2 <sup>nd</sup> 12:23)	
Best Scoring Run	6 (2 <sup>nd</sup> 11:05)	7 (1 <sup>st</sup> 8:13)	
Lead Changes	0		
Times Tied	0		
Time with Lead	00:00	38:40	
Points from Turnovers	DRU 11	QUI 6	
Paint	DRU 24	QUI 32	
Second Chance	DRU 8	QUI 15	
Fast Breaks	DRU 8	QUI 8	
Bench	DRU 21	QUI 9	
Period by Period Scoring			
1st	2nd	TOT	
DRU	16	39	55
QUI	28	44	72

11

## [20] Arkansas-Fort Smith 94, Drury 86

Sunday, Dec. 21, 2025

O'Reilly Family Event Center - Springfield, Mo.

Ark-Fort Smith - 94															Record: 11-0					
NO.	Name	Min	FG		3P	FT	Rebounds		Fouls	TP	AS	TO	ST	Blocks		+/-	Shooting By Period			
			M	A			M	A						OR	DR					BS
10	Kameron Johnson	F 21:42	2-5	0-1	8-8	5	5	10	3	4	12	1	0	1	0	0	6	1 <sup>st</sup> FG%	12-34	35.3%
1	Christian Moore	G 25:44	6-13	1-2	2-2	0	3	3	3	5	15	4	3	3	0	2	9	3PT%	2-10	20.0%
4	Brandon Scott	G 27:25	5-10	3-7	5-7	1	1	2	0	5	18	1	4	2	1	0	5	FT%	11-12	91.7%
12	Tyler Frederick	G 09:35	1-1	1-1	0-0	0	0	0	0	0	3	0	0	0	0	0	0	2 <sup>nd</sup> FG%	16-33	48.5%
21	Jarren McAllister	G 24:54	6-10	0-1	7-8	4	6	10	1	4	19	1	1	1	0	1	15	3PT%	3-8	37.5%
13	Jack Hoth	19:47	3-11	0-3	2-2	1	2	3	1	1	8	0	2	0	0	1	7	GM FG%	28-67	41.8%
33	Kanaan Holder	17:46	1-3	0-0	2-2	0	4	4	2	1	4	0	1	1	2	-1	-1	FT%	5-18	27.8%
55	VJ Reeves	20:12	2-9	0-3	2-2	1	4	5	3	1	6	0	0	0	0	0	0	FT%	33-36	91.7%
3	C.J. Ford	15:14	0-1	0-0	5-5	0	0	0	1	3	5	1	0	0	0	0	0	Dead Ball Rebounds: 3, 0		
32	Donovan Black	07:59	1-2	0-0	0-0	2	1	3	5	0	2	1	0	0	0	-1	-1			
11	Jace Linenberger	10:02	1-2	0-0	0-0	1	2	3	2	0	0	0	0	0	1	0	0			
Team						1	0	1	0	0	0	0								
Totals			28-67	5-18	33-36	16	28	44	21	24	94	9	11	8	3	6	8			

Drury - 86															Record: 5-6								
NO.	Name	Min	FG		3P		FT		Rebounds		Fouls		TP	AS	TO	ST	Blocks		+/-	Shooting By Period			
			M	A	M	A	M	A	OR	DR	OT	PF					FD	BS		BA	1 <sup>st</sup>	FG%	14-36
1	Zach Howell	F 28:34	4	9	2	6	3	3	1	4	5	4	3	13	1	0	1	1	1	-7	3PT%	4-14	28.6%
24	KeShaun Thomas	F 26:15	7	14	0	0	6	6	1	3	4	3	6	20	1	4	1	0	0	-20	FT%	4-4	100%
35	Isaiah Otyaluk	F 30:16	4	7	3	5	2	2	0	3	3	4	1	13	0	0	0	2	0	-9	2 <sup>nd</sup> FG%	16-31	51.6%
0	Colin Hardrick	G 36:52	5	17	0	4	5	6	3	7	10	4	5	15	4	6	3	2	2	-9	3PT%	2-9	22.2%
13	Luke Stubbs	G 32:25	3	4	0	1	2	3	1	1	2	3	2	8	2	1	2	0	0	-12	FT%	16-20	80%
3	Keion Epps	27:57	5	10	1	4	1	1	0	2	2	4	2	12	3	1	1	0	0	1	GM FG%	30-67	44.8%
4	Kevin Sargeant	06:58	0	1	0	0	0	0	1	0	1	0	0	0	1	1	0	0	0	4	3PT%	6-23	26.1%
43	Gezim Bajrami	10:44	2	5	0	3	1	3	1	2	3	3	2	5	1	0	1	1	0	12	FT%	20-24	83.3%
Team										2	1	3	0		0	1					Dead Ball Rebounds: 3, 0		
Totals			30-67	6-23	20-24	10	23	33	25	21	86	13	14	9	6	3	8				Major Fouls: Otyaluk (TF) 1 1 <sup>st</sup> 5:59		

UAFS		DU	
Biggest lead	9 (2 <sup>nd</sup> 1:47)	9 (1 <sup>st</sup> 9:42)	
Best Scoring Run	9 (1 <sup>st</sup> 2:16)	9 (1 <sup>st</sup> 9:42)	
Lead Changes	14		
Times Tied	15		
Time with Lead	20:14	14:58	
Points from Turnovers	UAFS 14	DU 10	
Paint	UAFS 44	DU 44	
Second Chance	UAFS 20	DU 7	
Fast Breaks	UAFS 31	DU 11	
Bench	UAFS 27	DU 17	
Period by Period Scoring			
1st	2nd	TOT	
UAFS	37	57	94
DU	36	50	86

10

## Drury 137, Central Christian College 62

Wednesday, Dec. 17, 2025

O'Reilly Family Event Center - Springfield, Mo.

Central Christian Bible - 62															Record: 4-7				
NO. NAME	Min	FG M-A	3P M-A	FT M-A	Rebounds OR DR TOT	Fouls PF FD	TP	AS	TO	ST	Blocks BS BA	+/-	Shooting By Period						
3 Trey Palmer	C 29:51	7-13	2-4	5-6	0 1 1	2 4	21	1	1	0	1	0	-48	1 <sup>st</sup> FG% 15-39 38.5%					
2 Edris Hamilton	33:17	3-6	1-1	1-2	1 2 3	4 2	8	4	2	0	1	1	-59	3PT% 5-14 35.7%					
4 Quian Henderson	26:43	4-11	0-5	1-3	0 4 4	1 4	9	2	5	1	0	0	-41	FT% 0-1 0%					
23 Sonny Amabile	30:35	1-6	1-4	0-0	1 0 1	0 0	3	1	2	1	0	1	-55	2 <sup>nd</sup> FG% 7-24 29.2%					
34 Silas Massey	37:23	3-12	0-2	4-5	3 3 6	1 3	10	0	5	2	0	2	-73	3PT% 2-13 15.4%					
1 Amari Elam	17:29	2-6	1-4	0-0	1 0 1	1 1	5	0	1	1	0	0	-47	FT% 11-15 73.3%					
24 JJ White	16:25	2-8	2-7	0-0	1 0 1	4 1	6	0	1	0	0	0	-35	GM FG% 22-63 34.9%					
14 Trevon Evans	08:17	0-1	0-0	0-0	1 0 1	0 0	0	0	0	1	0	1	-17	3PT% 7-27 25.9%					
													FT% 11-16 68.8%						
Team													Dead Ball Rebounds: 1, 0						
Totals		22-63	7-27	11-16	10 11 21	13 15	62	8	18	6	2	5	-75	Major Fouls: NONE					



## BOX SCORES

13

## William Jewell 73, Drury 69

Sunday, Jan. 4, 2026

O'Reilly Family Event Center - Springfield, Mo.

William Jewell - 73

Record: 6-7 (2-3)

NO.	Name	Min	FG M-A	3P M-A	FT M-A	Rebounds OR DR TOT	Fouls PF FD	TP	AS	TO	ST	Blocks BS BA	+/-
2	Justice Sutton	F 35:57	8-20	2-6	3-5	0 5 5	4 4	21	3	1	3	0 2 5	
12	William Beck	F 23:58	2-3	0-0	0-0	1 2 3	1 0	4	1	1	0	1 0 11	
4	Kanukayi Gudza	G 27:43	1-4	0-2	1-1	0 3 3	3 1	3	4	0	2	0 0 1	
5	Kyle Scharbrough	G 35:43	6-14	0-3	3-4	3 2 5	1 3	15	2	0	2	0 2 -1	
24	Bradley Lightbourne	G 38:03	3-8	0-2	10-11	2 6 8	3 6	16	4	2	2	1 4	
10	Adam Fuller	02:14	0-0	0-0	0-0	0 0 0	0 0	0	0	0	0	0 0 3	
15	Ty Romero	11:45	2-4	2-4	0-0	0 3 3	1 0	6	0	1	0	0 0 -2	
25	Ashton Jermain	20:47	3-5	2-3	0-0	0 0 0	3 0	8	0	0	3	0 0 4	
21	PJ Moore	03:47	0-1	0-1	0-0	0 0 0	2 0	0	0	0	0	0 0 -5	
0	Bryce Mitchell	00:04	0-0	0-0	0-0	0 0 0	0 0	0	0	0	0	0 0 0	
Team						0 2 2	0	0	1				
Totals			25-59	6-21	17-19	6 23 29	18 14	73	14	6	12	3 5 4	

Major Fouls: NONE

Drury - 69

Record: 6-7 (1-4)

NO.	Name	Min	FG M-A	3P M-A	FT M-A	Rebounds OR DR TOT	Fouls PF FD	TP	AS	TO	ST	Blocks BS BA	+/-
1	Zach Howell	F 38:38	3-11	1-5	2-3	1 4 5	2 1	9	3	2	0	0 0 -4	
24	KeShaun Thomas	F 32:50	7-12	0-1	6-10	1 5 6	2 6	20	1	2	0	0 1 0	
35	Isaiah Otyaluk	F 16:30	3-5	1-2	1-2	0 2 2	1 2	8	0	4	0	2 0 -3	
0	Colin Hardrick	G 36:51	4-11	2-5	3-4	1 7 8	3 2	13	2	0	3	1 -3	
13	Luke Stubbs	G 36:53	4-6	1-1	2-2	0 4 4	3 2	11	1	0	0	0 1 -3	
3	Keion Epps	28:22	2-4	1-3	2-2	1 2 3	1 2	7	5	2	1	0 0 -2	
34	Seiou Gassama	04:17	0-1	0-0	1-2	0 0 0	1 2	1	0	0	0	0 0 -5	
43	Gezim Bajrami	02:46	0-0	0-0	0-0	1 0 1	0 1	0	0	1	0	0 0 -1	
4	Kevin Sargeant	02:53	0-0	0-0	0-0	1 1 1	0 0	0	0	0	0	0 0 1	
Team						2 4 6	0	0	2				
Totals			23-50	6-17	17-25	7 29 36	14 18	69	12	15	1	5 3 -4	

Major Fouls: NONE

	WJ	DU
Biggest lead	8 (1 <sup>st</sup> 7:44)	5 (1 <sup>st</sup> 19:03)
Best Scoring Run	7 (1 <sup>st</sup> 13:39)	6 (1 <sup>st</sup> 2:17)
Lead Changes	9	
Times Tied	14	
Time with Lead	18:32	13:35

Points from	WJ	DU
Turnovers	17	5
Paint	32	32
Second Chance	6	1
Fast Breaks	13	11
Bench	14	8

Period by Period Scoring			
	1st	2nd	TOT
WJ	33	40	73
DU	32	37	69

15

## Drury 85, Lincoln 79

Saturday, Jan. 10, 2026

O'Reilly Family Event Center - Springfield, Mo.

Lincoln (MO) - 79

Record: 7-9 (1-7)

NO.	Name	Min	FG M-A	3P M-A	FT M-A	Rebounds OR DR TOT	Fouls PF FD	TP	AS	TO	ST	Blocks BS BA	+/-
0	Solomon Oraegbu	F 29:54	12-22	1-3	6-7	2 3 5	3 6	31	3	3	1	0 1 0	
25	Max Ekono	F 23:34	2-4	1-3	0-0	2 4 6	4 3	5	1	2	1	0 0 0	
21	Matthieu Biembongo	C 21:24	2-4	0-0	0-0	1 0 1	3 2	4	0	1	0	1 0 -9	
4	Tyler Chapman	G 36:09	5-18	4-13	5-5	1 7 8	3 2	19	6	4	2	0 1 -2	
20	Malcolm Davis	G 35:15	4-10	3-7	0-0	1 3 4	2 0	11	0	0	2	0 1 -8	
32	Rashad Williams	11:09	0-1	0-0	0-0	0 0 0	1 1	0	0	0	1	2 1 7	
10	Robin Discamps	05:03	1-3	0-2	0-0	0 0 0	0 0	2	0	1	0	0 0 -5	
2	D'Necco Rucker	25:24	3-4	1-2	0-0	3 1 4	1 0	7	1	0	0	1 0 -7	
5	Tyler Lucas	09:37	0-1	0-0	0-0	2 2 2	3 0	0	1	0	0	0 0 -5	
22	Amar Kadic	02:31	0-0	0-0	0-0	0 0 0	0 0	0	0	0	0	0 0 -1	
Team						4 2 6	0	0	0				
Totals			29-67	10-30	11-12	14 22 36	19 14	79	12	11	7	4 4 -6	

Major Fouls: NONE

Drury - 85

Record: 2-6 (2-6)

NO.	Name	Min	FG M-A	3P M-A	FT M-A	Rebounds OR DR TOT	Fouls PF FD	TP	AS	TO	ST	Blocks BS BA	+/-
1	Zach Howell	F 33:33	6-14	3-7	6-6	0 5 5	2 3	21	0	2	1	0 1 5	
24	KeShaun Thomas	F 33:52	4-10	1-2	9-10	4 7 11	3 6	18	2	1	0	0 1 7	
34	Seiou Gassama	F 16:08	1-4	0-0	0-0	2 2 4	4 1	2	0	1	0	0 2 -5	
0	Colin Hardrick	G 35:32	8-13	0-3	4-6	3 5 8	1 3	20	3	2	3	2 0 2	
13	Luke Stubbs	G 32:57	4-8	1-1	6-6	1 1 2	2 4	15	4	0	2	0 0 4	
35	Isaiah Otyaluk	17:53	3-6	2-4	0-0	0 0 0	0 0	8	0	1	0	1 0 0	
3	Keion Epps	23:37	0-3	0-2	0-0	0 2 2	1 0	0	2	1	2	1 0 16	
43	Gezim Bajrami	06:28	0-1	0-0	1-2	2 0 2	1 2	1	0	0	0	0 0 1	
Team						1 2 3	0	0	0				
Totals			26-59	7-19	26-30	13 24 37	14 19	85	11	8	8	4 4 -6	

Major Fouls: NONE

	LIN	DU
Biggest lead	2 (1 <sup>st</sup> 15:52)	12 (2 <sup>nd</sup> 10:18)
Best Scoring Run	8 (2 <sup>nd</sup> 18:55)	7 (2 <sup>nd</sup> 15:14)
Lead Changes	12	
Times Tied	3	
Time with Lead	02:07	36:40

Points from	LIN	DU
Turnovers	4	13
Paint	32	32
Second Chance	16	15
Fast Breaks	15	13
Bench	9	9

Period by Period Scoring			
	1st	2nd	TOT
LIN	39	40	79
DU	45	40	85

14

## (16) Missouri S&amp;T 81, Drury 79

Thursday, Jan. 8, 2026

O'Reilly Family Event Center - Springfield, Mo.

Missouri S&amp;T - 81

Record: 11-2 (5-1)

NO.	Name	Min	FG M-A	3P M-A	FT M-A	Rebounds OR DR TOT	Fouls PF FD	TP	AS	TO	ST	Blocks BS BA	+/-
10	Cameron Stovall	F 28:21	4-12	1-3	3-3	0 2 2	1 2	12	3	4	1	1 0 6	
34	Andrew Young	F 33:17	4-9	1-3	5-9	1 4 5	2 6	14	4	1	1	2 0 1	
35	Zac Brown	F 28:02	5-8	0-1	2-3	4 4 8	3 2	12	2	1	0	1 0 13	
1	Blaise Beauchamp	G 32:01	7-11	6-7	5-5	0 5 5	3 3	25	0	1	0	0 0 0	
2	Alex Benassi	G 37:12	1-4	0-1	0-0	3 1 4	2 3	2	2	4	3	0 0 7	
12	Aidan Burns	11:04	0-2	0-1	3-3	1 0 1	1 1	3	1	1	0	0 0 -8	
23	Adam Rickman	17:57	3-3	0-0	2-5	0 5 5	1 3	8	1	2	1	0 0 -5	
5	Darron Henry	02:48	0-1	0-0	0-0	0 0 0	0 0	0	0	1	0	0 0 -5	
3	Dwayne Foley	01:34	0-0	0-0	0-0	0 0 0	0 0	0	0	0	0	0 0 -2	
11	Oliver Kokal	07:44	2-5	0-0	1-2	1 2 3	1 1	5	0	0	0	0 1 5	
Team						0 4 4	0	0					
Totals			26-55	8-16	21-30	10 27 37	14 21	81	13	15	6	4 1 2	

Major Fouls: Brown (F1) 1<sup>st</sup> 2:05

Drury - 79

Record: 6-8 (1-5)

NO.	Name	Min	FG M-A	3P M-A	FT M-A	Rebounds OR DR TOT	Fouls PF FD	TP	AS	TO	ST	Blocks BS BA	+/-
1	Zach Howell	F 31:11	4-5	3-3	2-2	1 1 2	5 2	13	2	2	2	0 0 -4	
24	KeShaun Thomas	F 32:32	2-9	0-3	4-5	3 5 8	3 4	8	5	4	1	0 0 12	
34	Seiou Gassama	F 14:49	2-5	0-0	0-0	0 1 1	4 0	4	0	0	0	0 2 -14	
0	Colin Hardrick	G 36:35	5-14	1-5	2-2	1 6 7	4 2	13	3	0	1	0 0 -4	
13	Luke Stubbs	G 30:29	6-10	2-3	1-2	0 3 3	4 1	15	3	2	2	0 1 -3	
3	Keion Epps	28:24	2-7	1-4	1-2	1 4 5	1 3	6	7	3	1	0 0 8	
35	Isaiah Otyaluk	24:16	7-13	4-7	2-2	1 2 3	0 0	20	0	2	0	1 0 3	
43	Gezim Bajrami	01:45	0-1	0-0	0-0	0 0 0	0 0	0	0	0	0	1 -8	
Team						3 3 6	1	0	1				
Totals			28-64	11-25	12-15	10 25 35	22 14	79	20	14	7	1 4 -2	

Major Fouls: Coach (TF) 1<sup>st</sup> 15:12

	S&T	DU
Biggest lead	9 (1 <sup>st</sup> 13:47)	10 (1 <sup>st</sup> 0:37)
Best Scoring Run	13 (1 <sup>st</sup> 13:47)	8 (1 <sup>st</sup> 11:02)
Lead Changes	12	
Times Tied	5	
Time with Lead	10:21	27:58

Points from	S&T	DU
Turnovers	16	15
Paint	36	32
Second Chance	10	6
Fast Breaks	12	9
Bench	16	26

Period by Period Scoring			
	1st	2nd	TOT
S&T	32	49	81
DU	39	40	79

16

## Drury 82, Maryville 68

Thursday, Jan. 15, 2026

Moloney Arena - St. Louis, Mo.

Drury - 82

Record: 9-8 (3-5)

NO.	Name		Shooting By Period																	
			Min	FG M-A	3P M-A	FT M-A	Reb OR DR TOT	Fouls PF FD	TP	AS	TO	ST	Blocks BS BA	+/-						
1	Kash Howell	F	36:01	6-12	4-10	2-3	2	3	5	1	3	18	4	0	0	7	3PT% 10-20 20.0%			
2	KeShawn Thomas	F	31:30	8-11	0-0	4-6	2	4	6	1	4	20	2	4	0	0	-2	3PT% 5-7 71.4%		
3	Joey Cassano	F	08:40	1-3	0-0	0-0	0	0	0	0	0	0	0	0	0	0	2nd FG% 10-19 52.6%			
4	Colin Hardrick	G	35:14	3-7	0-3	1-2	0	0	5	5	3	3	7	2	1	3	0	0	3PT% 15-33 45.5%	
13	Luke Stubbs	G	25:40	3-8	0-1	0-0	0	5	5	1	0	6	2	5	0	1	19	FT% 4-7 57.1%		
3	Keion Epps	B	33:23	1-6	0-3	2-3	2	9	11	4	2	4	0	1	3	1	10	GM FG% 33-64 51.6%		
35	Isiah Otyaku	B	29:23	11-17	3-8	0-0	2	1	3	4	2	0	25	1	1	0	21	3PT% 7-25 28.0%		
Team							2	4	6	0	0	0	0	0			FT% 9-14 64.3%			
Totals					33-64	7-25	9-14	11	31	42	11	15	82	21	12	10	3	2	14	Dead Ball Rebounds: 1.



## BOX SCORES

17

## (RV) McKendree 89, Drury 76

Saturday, Jan. 17, 2026

Harry M. Statham Sports Center - Lebanon, Ill.

Drury - 76																	Record: 9-9 (3-5)		
NO.	Name	Min	FG M-A	3P M-A	FT M-A	Rebounds OR DR TOT	Fouls PF FD	TP	AS	TO	ST	Blocks BS BA	+/-	Shooting By Period					
1	Zach Howell	F 28:40	3-6	0-1	2-2	2 2 4	5 2	8	1	1	2	0 0	-8	1 <sup>st</sup> FG%	10-24	41.7%	3PT%	4-6	66.7%
24	KeShaun Thomas	F 31:52	4-11	0-1	5-8	2 5 7	4 6	13	1	2	3	0 0	-5	FT%	10-14	71.4%	2 <sup>nd</sup> FG%	14-29	48.3%
34	Sekou Gassama	F 14:59	1-2	0-0	0-1	1 3 4	3 2	2	0	2	0	2 0	-13	3PT%	7-17	41.2%	FT%	7-11	63.6%
0	Colin Hardrick	G 38:17	6-13	2-5	6-8	0 4 4	2 4	20	2	1	1	0 0	-8	GM FG%	24-53	45.3%	3PT%	11-23	47.8%
13	Luke Stubbs	G 27:51	1-5	0-2	1-2	1 1 2	3 2	3	2	2	2	0 0	-12	FT%	17-25	68.0%	Dead Ball Rebounds: 3, 0		
3	Keion Epps	32:17	1-4	1-4	3-4	0 0 0	3 3	6	8	1	1	0 0	-4						
35	Isaiah Otyaluk	21:20	8-11	0-0	1 1 2	4 2	24	0	2	0	0	0 0	-8						
43	Gezim Bajrami	04:44	0-1	0-0	0-0	1 1 2	1 0	0	0	1	0	0 0	-7						
Team						1 0 1	0	0											
Totals		24:53	11-23	17-25	9 17 26	25 21	76	14	12	9	2	0	-13						

Major Fouls: NONE

McKendree - 89																	Record: 13-4 (6-3)		
NO.	Name	Min	FG M-A	3P M-A	FT M-A	Rebounds OR DR TOT	Fouls PF FD	TP	AS	TO	ST	Blocks BS BA	+/-	Shooting By Period					
5	Noah Franklin	F 24:52	8-8	2-2	6-7	0 6 6	3 3	3	24	1	1	0 0	10	1 <sup>st</sup> FG%	13-27	48.1%	3PT%	4-9	44.4%
20	Wyatt Zellers	F 12:54	1-2	0-1	0-0	0 1 1	2 0	2	0	0	0	0 0	1	FT%	8-12	66.7%	2 <sup>nd</sup> FG%	14-19	73.7%
12	Cha'Vez Woods	G 36:47	4-9	2-4	4-4	0 3 3	2 2	14	2	2	0	0 0	16	3PT%	4-8	50.0%	FT%	19-21	90.5%
24	Andrew Moore	G 31:12	1-4	0-1	3-3	1 2 3	4 4	5	5	1	1	0 1	13	GM FG%	27-46	58.7%	3PT%	8-17	47.1%
42	Rin Harris	G 28:08	7-14	1-3	6-6	1 2 3	3 5	21	1	7	2	0 1	13	FT%	27-33	81.8%	Dead Ball Rebounds: 3, 0		
1	Justin King	29:08	2-2	0-0	5-6	1 4 5	0 5	9	3	1	0	0 0	6						
9	Joshua Schönback	11:48	1-1	0-0	2-3	0 1 1	3 2	4	2	1	2	0 0	5						
33	Jakob Fredricksen	10:34	2-2	2-2	0-2	0 3 3	1 2	6	0	1	0	0 0	2						
14	Caleb Burton	09:49	1-2	1-2	1-2	0 0 0	2 2	4	0	0	0	0 0	1						
2	Grant Fridley	04:48	0-2	0-2	0-0	1 0 1	1 0	0	0	0	0	0 0	-2						
Team						1 3 4	0	0	1										
Totals		27:46	8-17	27-33	5 25 30	21 25	89	14	15	5	0	2	13						

Major Fouls: NONE

	DU	Mck				Period by Period Scoring			
Biggest lead	4 (1 <sup>st</sup> 5:56)	17 (2 <sup>nd</sup> 0:33)	Points from Turnovers	DU	Mck				
Best Scoring Run	8 (2 <sup>nd</sup> 11:14)	8 (2 <sup>nd</sup> 18:12)	Paint	24	38	1st	2nd	TOT	
Lead Changes	8		Second Chance	7	9	DU	34	42	76
Times Tied	6		Fast Breaks	3	0				
Time with Lead	04:43	30:51	Bench	30	23	Mck	38	51	89

19

## Drury 107, Indianapolis 89

Friday, Jan. 23, 2026

O'Reilly Family Event Center - Springfield, Mo.

Uindy - 89																	Record: 9-10 (7-4)		
NO.	Name	Min	FG M-A	3P M-A	FT M-A	Rebounds OR DR TOT	Fouls PF FD	TP	AS	TO	ST	Blocks BS BA	+/-	Shooting By Period					
12	Shaun Arnold	F 19:28	1-4	0-1	2-3	4 1 5	1 3	4	3	0	2	0 0	2	1 <sup>st</sup> FG%	13-31	41.9%	3PT%	7-14	50.0%
2	Kelvin Amoako	C 30:18	3-7	0-0	8-11	6 5 11	1 7	14	1	0	1	0 1	-7	FT%	12-17	70.6%	2 <sup>nd</sup> FG%	10-25	40.0%
1	Tyler Parrish	G 25:05	6-13	2-6	8-9	0 1 1	2 5	22	1	3	0	0 0	-8	3PT%	5-15	33.3%	FT%	19-21	90.5%
11	Carmelo Harris	G 40:00	3-8	3-7	8-8	1 1 2	3 4	17	4	2	2	0 0	-18	GM FG%	23-56	41.1%	3PT%	12-29	41.4%
13	Nathan Dudukovich	G 25:45	6-11	5-8	2-3	0 0 0	2 1	19	0	2	1	0 0	-6	FT%	31-38	81.6%	Dead Ball Rebounds: 2, 0		
4	Noah Kon	04:46	0-0	0-0	0-0	0 0 0	4 0	0	2	0	1	0 0	-2						
32	Ethan Edwards	20:30	3-8	1-4	0-0	0 2 2	1 0	7	0	1	0	0 1	-15						
3	Elad Bakshi	15:49	0-3	0-2	2-2	0 1 1	3 1	2	0	0	0	1 0	-21						
5	Nate Orr	18:19	1-2	1-1	1-2	2 2 4	2 2	4	2	1	0	0 0	-15						
Team						2 1 3	0	0	0										
Totals		23:56	12-29	31-38	15 14 29	19 23	89	13	9	7	1	2	-18						

Major Fouls: Arnold (TF) 2<sup>nd</sup> 17:46 Kon (TF) 2<sup>nd</sup> 15:38

Drury - 107																	Record: 9-10 (4-7)		
NO.	Name	Min	FG M-A	3P M-A	FT M-A	Rebounds OR DR TOT	Fouls PF FD	TP	AS	TO	ST	Blocks BS BA	+/-	Shooting By Period					
1	Zach Howell	F 32:01	10-19	5-13	10-11	0 4 4	4 5	35	3	0	1	1 0	8	1 <sup>st</sup> FG%	13-28	46.4%	3PT%	7-15	46.7%
24	KeShaun Thomas	F 31:40	5-8	1-1	5-7	3 6 9	3 5	16	2	4	1	0 1	14	FT%	11-14	78.6%	2 <sup>nd</sup> FG%	23-31	74.2%
0	Colin Hardrick	G 35:34	10-15	3-4	5-6	1 2 3	1 3	28	3	1	2	0 0	22	3PT%	6-9	66.7%	FT%	11-14	78.6%
3	Keion Epps	G 26:49	2-5	0-2	0-1	2 1 3	4 1	4	8	1	1	0 0	1	GM FG%	36-59	61.0%	3PT%	13-24	54.2%
13	Luke Stubbs	G 25:36	4-4	2-2	2-2	1 2 3	4 1	12	0	1	0	0 0	16	FT%	22-28	78.6%	Dead Ball Rebounds: 4, 0		
4	Kevin Sargeant	23:12	3-5	0-0	0-1	3 3 6	2 1	6	1	1	0	0 0	11						
34	Sekou Gassama	10:39	0-0	0-0	0-0	0 0 0	5 1	0	0	0	1	0 0	12						
35	Isaiah Otyaluk	13:46	2-3	2-2	0-0	0 0 0	0 0	6	1	0	1	1 0	6						
30	Brady Nicholson	00:43	0-0	0-0	0-0	0 0 0	0 0	0	0	0	0	0 0	0						
Team						1 5 6	1	0	2										
Totals		36:59	13-24	22-28	11 23 34	24 17	107	18	10	7	2	1	18						

Major Fouls: Coach (TF) 1<sup>st</sup> 17:12

	Uindy	DU					
Biggest lead	12 (1 <sup>st</sup> 15:29)	18 (2 <sup>nd</sup> 0:44)	Points from Turnovers	Uindy 13	DU 15	Period by Period Scoring	
Best Scoring Run	12 (1 <sup>st</sup> 15:29)	9 (1 <sup>st</sup> 13:04)	Paint	12	46		1st 2nd TOT
Lead Changes	11		Second Chance	13	17	Uindy	45 44 89
Times Tied	4		Fast Breaks	11	12		
Time with Lead	16:43	20:36	Bench	13	12		
						DU	44 63 107

18

## Illinois Springfield 87, Drury 72

Thursday, Jan. 22, 2026

O'Reilly Family Event Center - Springfield, Mo.

Ill. Springfield - 87										Record: 12-6 (8-2)									
NO.	Name	Min	FG M-A	3P M-A	FT M-A	Rebounds OR DR TOT	Fouls PF FD	TP	AS	TO	ST	Blocks BS BA	+/-	Shooting By Period					
32	Alex Stell	F 31:26	8-9	0-0	2-4	7 7 14	1 4	18	3	1	2	5	1	25	1 <sup>st</sup> FG%	14-34	41.2%		
0	Britton Dutton	G 32:03	8-12	4-5	0-0	0 1 1	1 1	20	1	1	1	0	0	27	3PT%	4-12	33.3%		
2	Jordan Rice	G 32:03	5-7	1-1	6-7	0 4 4	1 4	17	7	4	2	0	0	27	FT%	1-3	33.3%		
10	Isaiah Davis	G 32:03	6-12	5-11	0-0	1 6 7	1 1	17	1	1	0	0	1	27	2 <sup>nd</sup> FG%	20-29	69.0%		
23	Tye Banks	G 32:03	5-11	0-0	0-0	0 3 3	3 1	10	6	1	0	0	1	27	3PT%	6-9	66.7%		
1	Jorden Williams	07:57	0-3	0-1	0-0	0 1 1	0 0	0	0	0	0	0	0	-12	FT%	8-10	80%		
3	Adidas Davis	07:57	0-1	0-1	0-0	0 1 1	0 0	0	0	0	0	0	0	-12	GM FG%	34-63	54.0%		
11	Donaven Younger	06:28	0-1	0-0	0-0	0 0 0	0 0	0	0	0	1	0	0	-6	3PT%	10-21	47.6%		
22	Colin Schuler	07:57	1-2	0-0	1-2	1 0 1	0 1	3	0	0	1	0	0	-12	FT%	9-13	69.2%		
30	Lyndon Koester	07:57	1-5	0-2	0-0	2 0 2	0 1	2	0	0	0	0	0	-12	Dead Ball Rebounds: 0, 0				
12	Marlon Williams	02:06	0-0	0-0	0-0	0 0 0	0 0	0	0	0	0	0	0	-4					
Team						2	2	4	0	0	1								
Totals			34-63	10-21	9-13	13	25	38	8	12	87	18	10	6	5	5	15		

## GAME-BY-GAME POINTS, REBOUNDS, ASSISTS

OPPONENT	Colin HARDRICK	Zach HOWELL	Keion EPPS	Kevin SARGEANT	Brenley HAGEWOOD	Wyatt CARR	Luke STUBBS	Ethan WHATLEY	Hogan SMITH
vs. Ohio Dominican	21-7-2	9-5-2	7-3-5	DNP	DNP	DNP	7-2-0	3-1-0	DNP
vs. Thomas More	14-15-0	17-8-5	DNP	0-2-0	DNP	DNP	DNP	8-4-0	DNP
Ecclesia College	15-5-5	21-4-6	DNP	9-5-1	0-1-0	4-0-0	DNP	4-2-2	DNP
Ozark Christian College	15-5-4	19-6-3	DNP	2-8-2	0-1-0	0-0-0	6-2-2	6-2-1	DNP
Concordia-St. Paul	18-5-1	15-3-1	8-1-7	DNP	DNP	DNP	2-3-3	2-0-0	DNP
Central Missouri	11-6-3	9-5-1	17-3-6	2-5-0	0-0-0	0-0-0	5-1-1	9-2-0	DNP
at Southwest Baptist*	15-5-4	16-3-2	2-1-4	DNP	DNP	DNP	8-1-2	3-0-0	DNP
at Truman State*	18-9-1	19-7-1	7-5-9	DNP	DNP	DNP	7-3-2	0-1-0	DNP
at Quincy*	13-5-4	7-3-0	0-3-2	2-3-1	DNP	0-0-0	6-0-0	5-2-1	DNP
Central Christian College	6-4-7	33-5-4	16-1-9	13-7-1	DNP	0-5-0	5-1-4	--	DNP
Arkansas-Fort Smith	15-10-4	13-5-1	12-2-3	0-1-1	DNP	DNP	8-2-2	--	DNP
Rockhurst*	17-5-5	28-6-2	8-4-4	0-0-0	DNP	DNP	13-2-1	--	DNP
William Jewell*	13-8-2	9-5-3	7-3-5	0-1-0	DNP	DNP	11-4-1	--	DNP
Missouri S&T*	13-7-3	13-2-2	6-5-7	DNP	DNP	DNP	15-3-3	--	DNP
Lincoln*	20-8-3	21-5-0	0-2-2	DNP	DNP	DNP	15-2-4	--	DNP
at Maryville*	7-5-2	18-5-4	4-11-10	DNP	DNP	DNP	6-5-2	--	DNP
at McKendree*	23-4-1	8-4-1	3-0-9	DNP	DNP	DNP	3-2-2	--	DNP
Illinois Springfield*	16-9-3	18-8-2	7-1-3	2-4-1	DNP	DNP	13-3-1	--	DNP
Indianapolis*	28-3-3	35-4-3	4-3-8	6-6-1	DNP	DNP	12-3-0	--	DNP
at Lewis*									
at Upper Iowa*									
Quincy*									
Truman State*									
at William Jewell*									
at Rockhurst*									
Southwest Baptist*									
UMSL*									
at Missouri S&T*									

OPPONENT	Kanon GIPSON	KeShaun THOMAS	Brady NICHOLSON	Aladji GASSAMA	Isaiah OTYALUK	Gezim BAJRAMI
vs. Ohio Dominican	DNP	13-7-0	DNP	0-1-0	DNP	DNP
vs. Thomas More	DNP	19-2-3	0-0-0	1-4-0	2-2-0	DNP
Ecclesia College	DNP	12-3-1	0-2-1	5-2-0	19-2-0	7-2-1
Ozark Christian College	DNP	16-10-2	0-0-0	6-4-1	8-2-0	3-3-1
Concordia-St. Paul	DNP	27-10-2	DNP	2-1-0	DNP	DNP
Central Missouri	DNP	0-1-1	0-0-0	5-1-0	2-1-2	0-0-0
at Southwest Baptist*	DNP	11-5-1	DNP	2-7-0	0-0-0	DNP
at Truman State*	DNP	24-8-4	DNP	2-1-0	2-0-0	DNP
at Quincy*	DNP	8-6-0	3-0-0	2-2-0	2-2-0	7-2-3
Central Christian College	DNP	14-10-3	5-0-3	16-5-0	25-3-0	4-4-2
Arkansas-Fort Smith	DNP	20-4-1	DNP	DNP	13-3-0	5-3-1
Rockhurst*	DNP	29-8-1	DNP	7-4-1	0-2-0	2-3-0
William Jewell*	DNP	20-6-1	DNP	1-0-0	8-2-0	0-1-0
Missouri S&T*	DNP	8-8-5	DNP	4-1-0	20-3-0	0-0-0
Lincoln*	DNP	18-11-2	DNP	2-4-0	8-0-0	1-2-0
at Maryville*	DNP	20-6-2	DNP	2-1-0	25-3-1	DNP
at McKendree*	DNP	13-7-1	DNP	2-4-0	24-2-0	0-2-0
Illinois Springfield*	DNP	12-3-1	DNP	DNP	4-0-1	DNP
Indianapolis*	DNP	16-9-2	0-0-0	0-0-0	6-0-1	DNP
at Lewis*						
at Upper Iowa*						
Quincy*						
Truman State*						
at William Jewell*						
at Rockhurst*						
Southwest Baptist*						
UMSL*						
at Missouri S&T*						







# 2025-26 DRURY OVERALL STATISTICS

## Game Records

Record	Overall	Home	Away	Neutral
ALL GAMES	9-10	6-6	1-4	2-0
CONFERENCE	4-7	3-3	1-4	0-0
NON-CONFERENCE	5-3	3-3	0-0	2-0

## Score by Periods

Team	1st	2nd	OT	TOT
Drury	742	837	0	1579
Opponents	673	818	0	1491

## Team Box Score

No.	Player				Total		3-Point		F-Throw		Rebounds											
		GP-GS	MIN	AVG	FG-FGA	FG%	3FG-3FGA	3FG%	FT-FTA	FT%	OFF	DEF	TOT	AVG	PF	DQ	A	TO	BLK	STL	PTS	AVG
1	HOWELL, Zach	19-19	613:38	32.3	104-213	.488	62-136	.456	58-68	.853	23	70	93	4.9	56	2	43	24	8	30	328	17.3
24	THOMAS, KeShaun	19-17	517:52	27.3	102-201	.507	7-37	.189	89-112	.795	41	83	124	6.5	45	0	33	44	2	26	300	15.8
0	HARDRICK, Colin	19-19	658:07	34.6	107-251	.426	25-79	.316	59-85	.694	30	95	125	6.6	37	0	57	36	13	29	298	15.7
35	OTYALUK, Isaiah	17-4	295:45	17.4	63-119	.529	33-73	.452	9-12	.750	9	18	27	1.6	21	0	5	13	11	6	168	9.9
2	NICHOLS, Avante	7-6	157:47	22.5	28-43	.651	1-5	.200	2-4	.500	13	24	37	5.3	10	0	8	10	3	11	59	8.4
13	STUBBS, Luke	17-16	465:44	27.4	53-112	.473	13-32	.406	23-31	.742	10	29	39	2.3	42	0	30	28	2	15	142	8.4
3	EPPS, Keion	16-5	432:37	27.0	39-92	.424	14-45	.311	16-23	.696	11	37	48	3.0	41	1	93	41	3	27	108	6.8
14	WHATLEY, Ethan	9-0	149:21	16.6	15-41	.366	10-29	.345	0-0	.000	6	8	14	1.6	11	0	4	3	0	5	40	4.4
34	GASSAMA, Sekou	17-9	216:11	12.7	19-43	.442	0-1	.000	21-36	.583	24	18	42	2.5	40	1	2	16	15	2	59	3.5
4	SARGEANT, Kevin	11-0	147:43	13.4	17-32	.531	0-1	.000	2-3	.667	18	24	42	3.8	10	0	8	8	9	8	36	3.3
43	BAJRAMI, Gezim	11-0	83:41	7.6	11-32	.344	3-14	.214	4-7	.571	9	13	22	2.0	12	0	8	5	1	5	29	2.6
30	NICHOLSON, Brady	7-0	31:02	4.4	3-13	.231	2-9	.222	0-2	.000	0	2	2	0.3	3	0	4	2	0	0	8	1.1
11	CARR, Wyatt	5-0	20:39	4.1	1-5	.200	0-2	.000	2-2	1.000	2	3	5	1.0	3	0	0	1	0	2	4	0.8
10	HAGEWOOD, Brenley	3-0	09:53	3.3	0-5	.000	0-2	.000	0-0	.000	1	1	2	0.7	2	0	0	0	0	0	0	0.0
Team											37	37	74					10				
Total		19	3800		562-1202	.468	170-465	.366	285-385	.740	234	462	696	36.6	333	4	295	241	67	166	1579	83.1
Opponents		19	3800		513-1137	.451	158-440	.359	307-398	.771	209	450	659	34.7	310	2	260	269	53	149	1491	78.5

## Team Statistics

	DRURY	OPP
<b>Scoring</b>	<b>1579</b>	<b>1491</b>
Points per game	83.1	78.5
Scoring margin	+4.6	-
<b>Field goals-att</b>	<b>562-1202</b>	<b>513-1137</b>
Field goal pct	.468	.451
<b>3 point fg-att</b>	<b>170-465</b>	<b>158-440</b>
3-point FG pct	.366	.359
3-pt FG made per game	8.9	8.3
<b>Free throws-att</b>	<b>285-385</b>	<b>307-398</b>
Free throw pct	.740	.771
F-Throws made per game	15.0	16.2
<b>Rebounds</b>	<b>696</b>	<b>659</b>
Rebounds per game	36.6	34.7
Rebounding margin	+1.9	-
<b>Assists</b>	<b>295</b>	<b>260</b>
Assists per game	15.5	13.7
<b>Turnovers</b>	<b>241</b>	<b>269</b>
Turnovers per game	12.7	14.2
Turnover margin	+1.5	-
Assist/turnover ratio	1.2	1.0
<b>Steals</b>	<b>166</b>	<b>149</b>
Steals per game	8.7	7.8
<b>Blocks</b>	<b>67</b>	<b>53</b>
Blocks per game	3.5	2.8
<b>Winning streak</b>	<b>1</b>	<b>-</b>
Home win streak	1	-
<b>Attendance</b>	<b>10759</b>	<b>2375</b>
Home games-Avg/Game	12-897	5-475
Neutral site-Avg/Game	-	2-103

## Team Results

Date	Opponent		Score	Att.
11/14/2025	vs Ohio Dominican	W	70-65	85
11/15/2025	vs Thomas More	W	71-59	120
11/19/2025	Ecclesia	W	108-68	921
11/22/2025	Ozark Christian	W	90-62	1022
11/25/2025	Concordia-St. Paul	L	83-94	925
11/26/2025	Central Mo.	L	67-89	1013
12/01/2025	at Southwest Baptist	L	59-76	943
12/04/2025	at Truman St.	L	79-86	160
12/06/2025	at Quincy	L	55-72	542
12/17/2025	Cent. Christian Bib.	W	137-62	817
12/21/2025	Ark.-Fort Smith	L	86-94	812
01/02/2026	Rockhurst	W	104-98	817
01/04/2026	William Jewell	L	69-73	729
01/08/2026	Missouri S&T	L	79-81	817
01/10/2026	Lincoln (MO)	W	85-79	1089
01/15/2026	at Maryville (MO)	W	82-68	423
01/17/2026	at McKendree	L	76-89	307
01/22/2026	Ill. Springfield	L	72-87	1004
01/23/2026	UIndy	W	107-89	793



## 2025-26 DRURY GLVC STATISTICS

### Game Records

Record	Overall	Home	Away	Neutral
ALL GAMES	4-7	3-3	1-4	0-0
CONFERENCE	4-7	3-3	1-4	0-0
NON-CONFERENCE	0-0	0-0	0-0	0-0

### Score by Periods

Team	1st	2nd	OT	TOT
Drury	390	477	0	867
Opponents	395	503	0	898

### Team Box Score

No.	Player				Total		3-Point		F-Throw		Rebounds												
		GP-GS	MIN	AVG	FG-FGA	FG%	3FG-3FGA	3FG%	FT-FTA	FT%	OFF	DEF	TOT	AVG	PF	DQ	A	TO	BLK	STL	PTS	AVG	
1	HOWELL, Zach	11-11	375:14	34.1	59-130	.454	31-80	.388	43-50	.860	12	40	52	4.7	36	2	20	12	4	13	192	17.5	
0	HARDRICK, Colin	11-11	399:34	36.3	65-143	.455	18-50	.360	35-52	.673	12	56	68	6.2	24	0	31	16	8	17	183	16.6	
24	THOMAS, KeShaun	11-10	327:58	29.8	59-113	.522	4-17	.235	57-75	.760	28	49	77	7.0	27	0	20	23	1	15	179	16.3	
13	STUBBS, Luke	11-11	328:10	29.8	40-83	.482	11-24	.458	18-24	.750	5	23	28	2.5	29	0	18	18	1	11	109	9.9	
35	OTYALUK, Isaiah	11-2	181:22	16.5	37-69	.536	20-42	.476	5-7	.714	6	8	14	1.3	11	0	3	11	7	2	99	9.0	
3	EPDS, Keion	11-5	310:06	28.2	16-53	.302	5-29	.172	11-16	.688	11	27	38	3.5	30	1	63	31	2	20	48	4.4	
14	WHATLEY, Ethan	3-0	37:06	12.4	3-10	.300	2-6	.333	0-0	.000	2	1	3	1.0	4	0	1	1	0	1	8	2.7	
34	GASSAMA, Sekou	10-5	116:45	11.7	7-24	.292	0-1	.000	10-17	.588	13	11	24	2.4	29	1	1	7	7	2	24	2.4	
2	NICHOLS, Avante	1-0	16:09	16.2	1-4	.250	0-2	.000	0-0	.000	1	2	3	3.0	0	0	0	1	0	1	2	2.0	
4	SARGEANT, Kevin	5-0	62:12	12.4	5-10	.500	0-1	.000	0-1	.000	4	10	14	2.8	4	0	3	3	3	1	10	2.0	
43	BAJRAMI, Gezim	6-0	41:55	7.0	3-13	.231	1-4	.250	3-4	.750	6	4	10	1.7	5	0	3	4	0	1	10	1.7	
30	NICHOLSON, Brady	2-0	02:05	1.0	1-1	1.000	1-1	1.000	0-0	.000	0	0	0	0.0	0	0	0	0	0	0	3	1.5	
11	CARR, Wyatt	1-0	01:22	1.4	0-0	.000	0-0	.000	0-0	.000	0	0	0	0.0	1	0	0	0	0	0	0	0.0	
Team											22	21	43					5					
Total		11	2200		296-653	.453	93-257	.362	182-246	.740	122	252	374	34.0	200	4	163	132	33	84	867	78.8	
Opponents		11	2200		301-637	.473	96-251	.382	200-249	.803	115	265	380	34.5	191	1	152	141	33	90	898	81.6	

### Team Statistics

	DRURY	OPP
<b>Scoring</b>	<b>867</b>	<b>898</b>
Points per game	78.8	81.6
Scoring margin	-2.8	-
<b>Field goals-att</b>	<b>296-653</b>	<b>301-637</b>
Field goal pct	.453	.473
<b>3 point fg-att</b>	<b>93-257</b>	<b>96-251</b>
3-point FG pct	.362	.382
3-pt FG made per game	8.5	8.7
<b>Free throws-att</b>	<b>182-246</b>	<b>200-249</b>
Free throw pct	.740	.803
F-Throws made per game	16.5	18.2
<b>Rebounds</b>	<b>374</b>	<b>380</b>
Rebounds per game	34.0	34.5
Rebounding margin	-0.5	-
<b>Assists</b>	<b>163</b>	<b>152</b>
Assists per game	14.8	13.8
<b>Turnovers</b>	<b>132</b>	<b>141</b>
Turnovers per game	12.0	12.8
Turnover margin	+0.8	-
Assist/turnover ratio	1.2	1.1
<b>Steals</b>	<b>84</b>	<b>90</b>
Steals per game	7.6	8.2
<b>Blocks</b>	<b>33</b>	<b>33</b>
Blocks per game	3.0	3.0
<b>Winning streak</b>	<b>1</b>	<b>-</b>
Home win streak	1	-
<b>Attendance</b>	<b>5249</b>	<b>2375</b>
Home games-Avg/Game	6-875	5-475
Neutral site-Avg/Game	-	0-0

### Team Results

Date	Opponent		Score	Att.
12/01/2025	at Southwest Baptist	L	59-76	943
12/04/2025	at Truman St.	L	79-86	160
12/06/2025	at Quincy	L	55-72	542
01/02/2026	Rockhurst	W	104-98	817
01/04/2026	William Jewell	L	69-73	729
01/08/2026	Missouri S&T	L	79-81	817
01/10/2026	Lincoln (MO)	W	85-79	1089
01/15/2026	at Maryville (MO)	W	82-68	423
01/17/2026	at McKendree	L	76-89	307
01/22/2026	Ill. Springfield	L	72-87	1004
01/23/2026	UIndy	W	107-89	793





## 2025-26 DRURY GAME-BY-GAME STATISTICS

				Total		3-Pointers		Free throws		Rebounds											
Opponent	Date	Score		FG-FGA	PCT	3FG-3FGA	PCT	FT-FTA	PCT	OFF	DEF	TOT	AVG	PF	A	TO	BLK	STL	PTS	AVG	
vs Ohio Dominican	11/14/2025	70-65	W	25-57	.439	4-19	.211	16-23	.696	10	28	38	38.0	14	10	17	6	10	70	70.0	
vs Thomas More	11/15/2025	71-59	W	29-71	.408	8-22	.364	5-9	.556	17	27	44	41.0	14	10	10	3	7	71	70.5	
Ecclesia	11/19/2025	108-68	W	40-66	.606	10-27	.370	18-23	.783	12	28	40	40.7	20	19	14	7	14	108	83.0	
Ozark Christian	11/22/2025	90-62	W	36-83	.434	11-39	.282	7-11	.636	24	28	52	43.5	13	18	12	3	12	90	84.8	
Concordia-St. Paul	11/25/2025	83-94	L	30-66	.455	7-20	.350	16-19	.842	9	23	32	41.2	19	15	18	2	10	83	84.4	
Central Mo.	11/26/2025	67-89	L	25-63	.397	10-27	.370	7-13	.538	15	18	33	39.8	13	14	13	2	8	67	81.5	
at Southwest Baptist	12/01/2025	59-76	L	23-57	.404	9-30	.300	4-8	.500	11	17	28	38.1	12	13	19	1	11	59	78.3	
at Truman St.	12/04/2025	79-86	L	26-60	.433	6-25	.240	21-30	.700	12	24	36	37.9	23	17	12	4	8	79	78.4	
at Quincy	12/06/2025	55-72	L	18-60	.300	6-26	.231	13-21	.619	10	19	29	36.9	22	11	12	3	15	55	75.8	
Cent. Christian Bib.	12/17/2025	137-62	W	51-76	.671	21-31	.677	14-17	.824	15	35	50	38.2	15	33	11	5	12	137	81.9	
Ark.-Fort Smith	12/21/2025	86-94	L	30-67	.448	6-23	.261	20-24	.833	10	23	33	37.7	25	13	14	6	9	86	82.3	
Rockhurst	01/02/2026	104-98	W	31-61	.508	9-21	.429	33-40	.825	15	23	38	37.8	23	14	9	3	3	104	84.1	
William Jewell	01/04/2026	69-73	L	23-50	.460	6-17	.353	17-25	.680	7	29	36	37.6	14	12	15	5	1	69	82.9	
Missouri S&T	01/08/2026	79-81	L	28-64	.438	11-25	.440	12-15	.800	10	25	35	37.4	21	20	14	1	7	79	82.6	
Lincoln (MO)	01/10/2026	85-79	W	26-59	.441	7-19	.368	26-30	.867	13	24	37	37.4	14	11	8	4	8	85	82.8	
at Maryville (MO)	01/15/2026	82-68	W	33-64	.516	7-25	.280	9-14	.643	11	31	42	37.7	11	21	12	3	10	82	82.8	
at McKendree	01/17/2026	76-89	L	24-53	.453	11-23	.478	17-25	.680	9	17	26	37.0	25	14	12	2	9	76	82.4	
Ill. Springfield	01/22/2026	72-87	L	28-66	.424	8-22	.364	8-10	.800	13	20	33	36.8	12	12	9	5	5	72	81.8	
UIndy	01/23/2026	107-89	W	36-59	.610	13-24	.542	22-28	.786	11	23	34	36.6	23	18	10	2	7	107	83.1	
Total		1579		562-1202	.468	170-465	.366	285-385	.740	234	462	696	36.6	333	295	241	67	166	1579	83.1	
Opponents		1491		513-1137	.451	158-440	.359	307-398	.771	209	450	659	34.7	310	260	269	53	149	1491	78.5	

### Drury Averages

Games Played	Points/game	FG Pct	3FG Pct	FT Pct	Rebounds/game	Assists/game	Turnovers/game	Assist/Turnover ratio	Steals/game	Blocks/game
19	83.1	46.8	36.6	74.0	36.6	15.5	12.7	1.2	8.7	3.5





## 2025-26 OPPONENT GAME-BY-GAME STATISTICS

				Total		3-Pointers		Free throws		Rebounds											
Opponent	Date	Score		FG-FGA	PCT	3FG-3FGA	PCT	FT-FTA	PCT	OFF	DEF	TOT	AVG	PF	A	TO	BLK	STL	PTS	AVG	
vs Ohio Dominican	11/14/2025	70-65	W	24-60	.400	7-24	.292	10-14	.714	10	24	34	34.0	20	19	15	2	11	65	65.0	
vs Thomas More	11/15/2025	71-59	W	24-63	.381	6-27	.222	5-11	.455	14	26	40	37.0	12	10	14	3	3	59	62.0	
Ecclesia	11/19/2025	108-68	W	24-62	.387	3-16	.188	17-22	.773	12	15	27	33.7	16	11	17	1	7	68	64.0	
Ozark Christian	11/22/2025	90-62	W	22-55	.400	8-22	.364	10-15	.667	9	26	35	34.0	8	11	24	1	6	62	63.5	
Concordia-St. Paul	11/25/2025	83-94	L	34-72	.472	9-29	.310	17-25	.680	17	30	47	36.6	17	17	16	4	10	94	69.6	
Central Mo.	11/26/2025	67-89	L	34-58	.586	17-26	.654	4-10	.400	6	25	31	35.7	12	23	13	4	8	89	72.8	
at Southwest Baptist	12/01/2025	59-76	L	28-52	.538	10-23	.435	10-14	.714	8	23	31	35.0	10	14	17	2	15	76	73.3	
at Truman St.	12/04/2025	79-86	L	29-56	.518	6-20	.300	22-27	.815	7	27	34	34.9	24	14	13	2	6	86	74.9	
at Quincy	12/06/2025	55-72	L	22-53	.415	5-17	.294	23-27	.852	14	38	52	36.8	17	14	21	3	9	72	74.6	
Cent. Christian Bib.	12/17/2025	137-62	W	22-63	.349	7-27	.259	11-16	.688	10	11	21	35.2	13	8	18	2	6	62	73.3	
Ark.-Fort Smith	12/21/2025	86-94	L	28-67	.418	5-18	.278	33-36	.917	16	28	44	36.0	21	9	11	3	8	94	75.2	
Rockhurst	01/02/2026	104-98	W	33-66	.500	9-24	.375	23-29	.793	14	18	32	35.7	26	11	10	7	8	98	77.1	
William Jewell	01/04/2026	69-73	L	25-59	.424	6-21	.286	17-19	.895	6	23	29	35.2	18	14	6	3	12	73	76.8	
Missouri S&T	01/08/2026	79-81	L	26-55	.473	8-16	.500	21-30	.700	10	27	37	35.3	14	13	15	4	6	81	77.1	
Lincoln (MO)	01/10/2026	85-79	W	29-67	.433	10-30	.333	11-12	.917	14	22	36	35.3	19	12	11	4	7	79	77.2	
at Maryville (MO)	01/15/2026	82-68	W	25-64	.391	12-33	.364	6-7	.857	9	23	32	35.1	15	15	14	2	9	68	76.6	
at McKendree	01/17/2026	76-89	L	27-46	.587	8-17	.471	27-33	.818	5	25	30	34.8	21	14	15	0	5	89	77.4	
Ill. Springfield	01/22/2026	72-87	L	34-63	.540	10-21	.476	9-13	.692	13	25	38	35.0	8	18	10	5	6	87	77.9	
UIndy	01/23/2026	107-89	W	23-56	.411	12-29	.414	31-38	.816	15	14	29	34.7	19	13	9	1	7	89	78.5	
Total		1491		513-1137	.451	158-440	.359	307-398	.771	209	450	659	34.7	310	260	269	53	149	1491	78.5	
Drury		1579		562-1202	.468	170-465	.366	285-385	.740	234	462	696	36.6	333	295	241	67	166	1579	83.1	

### Opponents Averages

Games Played	Points/game	FG Pct	3FG Pct	FT Pct	Rebounds/game	Assists/game	Turnovers/game	Assist/Turnover ratio	Steals/game	Blocks/game
19	78.5	45.1	35.9	77.1	34.7	13.7	14.2	1.0	7.8	2.8





## DRURY SEASON-CAREER STATISTICS

### Summary

Player	Season Statistics										Career Statistics									
	GP-GS	MIN/G	FG%	3FG%	FT%	R/G	A/G	STL	BLK	PTS/G	GP-GS	MIN/G	FG%	3FG%	FT%	R/G	A/G	STL	BLK	PTS/G
BAJRAMI, Gezim	11-0	7.6	.344	.214	.571	2.0	0.7	5	1	2.6	27-2	9.0	.273	.167	.517	1.5	0.4	7	5	2.0
CARR, Wyatt	5-0	4.1	.200	.000	1.000	1.0	0.0	2	0	0.8	5-0	4.1	.200	.000	1.000	1.0	0.0	2	0	0.8
EPPS, Keion	16-5	27.0	.424	.311	.696	3.0	5.8	27	3	6.8	16-5	27.0	.424	.311	.696	3.0	5.8	27	3	6.8
GASSAMA, Sekou	17-9	12.7	.442	.000	.583	2.5	0.1	2	15	3.5	50-16	9.9	.442	.000	.611	1.9	0.2	5	20	2.2
HAGEWOOD, Brenley	3-0	3.3	.000	.000	.000	0.7	0.0	0	0	0.0	3-0	3.3	.000	.000	.000	0.7	0.0	0	0	0.0
HARDRICK, Colin	19-19	34.6	.426	.316	.694	6.6	3.0	29	13	15.7	46-46	32.5	.447	.329	.667	6.7	2.8	82	25	12.5
HOWELL, Zach	19-19	32.3	.488	.456	.853	4.9	2.3	30	8	17.3	85-46	20.5	.416	.373	.782	2.9	1.0	72	13	9.5
NICHOLS, Avante	7-6	22.5	.651	.200	.500	5.3	1.1	11	3	8.4	7-6	22.5	.651	.200	.500	5.3	1.1	11	3	8.4
NICHOLSON, Brady	7-0	4.4	.231	.222	.000	0.3	0.6	0	0	1.1	7-0	4.4	.231	.222	.000	0.3	0.6	0	0	1.1
OTYALUK, Isaiah	17-4	17.4	.529	.452	.750	1.6	0.3	6	11	9.9	17-4	17.4	.529	.452	.750	1.6	0.3	6	11	9.9
SARGEANT, Kevin	11-0	13.4	.531	.000	.667	3.8	0.7	8	9	3.3	11-0	13.4	.531	.000	.667	3.8	0.7	8	9	3.3
STUBBS, Luke	17-16	27.4	.473	.406	.742	2.3	1.8	15	2	8.4	45-17	18.0	.436	.347	.762	1.6	1.3	27	4	5.6
THOMAS, KeShaun	19-17	27.3	.507	.189	.795	6.5	1.7	26	2	15.8	19-17	27.3	.507	.189	.795	6.5	1.7	26	2	15.8
WHATLEY, Ethan	9-0	16.6	.366	.345	.000	1.6	0.4	5	0	4.4	31-0	7.2	.344	.293	.444	0.9	0.3	8	3	1.9

### Scoring

Player	Season Statistics								Career Statistics							
	FG-FGA	FG%	3FG-3FGA	3FG%	FT-FTA	FT%	PTS	PTS/G	FG-FGA	FG%	3FG-3FGA	3FG%	FT-FTA	FT%	PTS	PTS/G
BAJRAMI, Gezim	11-32	.344	3-14	.214	4-7	.571	29	2.6	18-66	.273	3-18	.167	15-29	.517	54	2.0
CARR, Wyatt	1-5	.200	0-2	.000	2-2	1.000	4	0.8	1-5	.200	0-2	.000	2-2	1.000	4	0.8
EPPS, Keion	39-92	.424	14-45	.311	16-23	.696	108	6.8	39-92	.424	14-45	.311	16-23	.696	108	6.8
GASSAMA, Sekou	19-43	.442	0-1	.000	21-36	.583	59	3.5	38-86	.442	0-1	.000	33-54	.611	109	2.2
HAGEWOOD, Brenley	0-5	.000	0-2	.000	0-0	.000	0	0.0	0-5	.000	0-2	.000	0-0	.000	0	0.0
HARDRICK, Colin	107-251	.426	25-79	.316	59-85	.694	298	15.7	215-481	.447	47-143	.329	96-144	.667	573	12.5
HOWELL, Zach	104-213	.488	62-136	.456	58-68	.853	328	17.3	266-639	.416	157-421	.373	115-147	.782	804	9.5
NICHOLS, Avante	28-43	.651	1-5	.200	2-4	.500	59	8.4	28-43	.651	1-5	.200	2-4	.500	59	8.4
NICHOLSON, Brady	3-13	.231	2-9	.222	0-2	.000	8	1.1	3-13	.231	2-9	.222	0-2	.000	8	1.1
OTYALUK, Isaiah	63-119	.529	33-73	.452	9-12	.750	168	9.9	63-119	.529	33-73	.452	9-12	.750	168	9.9
SARGEANT, Kevin	17-32	.531	0-1	.000	2-3	.667	36	3.3	17-32	.531	0-1	.000	2-3	.667	36	3.3
STUBBS, Luke	53-112	.473	13-32	.406	23-31	.742	142	8.4	98-225	.436	26-75	.347	32-42	.762	254	5.6
THOMAS, KeShaun	102-201	.507	7-37	.189	89-112	.795	300	15.8	102-201	.507	7-37	.189	89-112	.795	300	15.8
WHATLEY, Ethan	15-41	.366	10-29	.345	0-0	.000	40	4.4	21-61	.344	12-41	.293	4-9	.444	58	1.9

### Totals

Player	Season Statistics									Career Statistics								
	O-REB	D-REB	TOTAL	PF	FO	A	TO	A/TO		O-REB	D-REB	TOTAL	PF	FO	A	TO	A/TO	
BAJRAMI, Gezim	9	13	22	12	0	8	5	1.6		15	26	41	38	1	11	10	1.1	
CARR, Wyatt	2	3	5	3	0	0	1	0.0		2	3	5	3	0	0	1	0.0	
EPPS, Keion	11	37	48	41	1	93	41	2.3		11	37	48	41	1	93	41	2.3	
GASSAMA, Sekou	24	18	42	40	1	2	16	0.1		49	47	96	89	2	9	32	0.3	
HAGEWOOD, Brenley	1	1	2	2	0	0	0	0.0		1	1	2	2	0	0	0	0.0	
HARDRICK, Colin	30	95	125	37	0	57	36	1.6		60	246	306	90	0	130	70	1.9	
HOWELL, Zach	23	70	93	56	2	43	24	1.8		54	195	249	150	5	82	70	1.2	
NICHOLS, Avante	13	24	37	10	0	8	10	0.8		13	24	37	10	0	8	10	0.8	
NICHOLSON, Brady	0	2	2	3	0	4	2	2.0		0	2	2	3	0	4	2	2.0	
OTYALUK, Isaiah	9	18	27	21	0	5	13	0.4		9	18	27	21	0	5	13	0.4	
SARGEANT, Kevin	18	24	42	10	0	8	8	1.0		18	24	42	10	0	8	8	1.0	
STUBBS, Luke	10	29	39	42	0	30	28	1.1		14	58	72	68	0	59	46	1.3	
THOMAS, KeShaun	41	83	124	45	0	33	44	0.8		41	83	124	45	0	33	44	0.8	
WHATLEY, Ethan	6	8	14	11	0	4	3	1.3		10	19	29	15	0	8	8	1.0	



## PLAYER PROFILES

## 0 COLIN HARDRICK

R-Sophomore | Guard | 6-3 | 170  
Milwaukee, Wis. | Wauwatosa West HS/We Are United Prep

## SEASON HIGHS

Points	28	vs. Indianapolis (1/23)
Rebounds	15	vs. Thomas More (11/15)
Assists	7	vs. Central Christian (12/17)
Steals	3	3x, last at Maryville (1/15)
Blocks	3	vs. William Jewell (1/4)
Field Goals	10	vs. Indianapolis (1/23)
3-Pointers	3	4x, last at vs. Indianapolis (1/23)
Free Throws	10	vs. Ohio Dominican (11/14)
Minutes	40	vs. Rockhurst (1/2)

## CAREER HIGHS

Points	28	vs. Indianapolis (1/23/26)
Rebounds	15	vs. Thomas More (11/15/25)
Assists	7	vs. Central Christian (12/17/25)
Steals	5	2x, last vs. McKendree (1/16/25)
Blocks	3	vs. William Jewell (1/4/26)
Field Goals	11	at Truman St. (2/6/25)
3-Pointers	3	6x, last vs. Indianapolis (1/23/26)
Free Throws	10	vs. Thomas More (11/15/25)
Minutes	40	2x, last vs. Rockhurst (1/2/26)

## PRODUCTION TRACKER

	2025-26	Career
5+ Points	19	42
10+ Points	17	31
5+ Rebounds	16	38
10+ Rebounds	2	6
3+ Offensive Rebounds	5	10
5+ Assists	3	7
10+ Assists	--	--
Double-Doubles	2	5
Multiple Blocks	4	5
Multiple Steals	10	25

## HONORS

- GLVC All-Freshman Team (2024-25)
- GLVC All-Defensive Team (2024-25)

## 2025-26

Hardrick led Drury to a pair of wins to open the 2025-26 season at the GLVC/G-MAC Conference Challenge (Nov. 14-15), averaging 17.5 points and 11.0 rebounds...tallied a game-high 21 points to lead DU in its season-opening win over Ohio Dominican, including 13 in the second half to help the Panthers rally from an 18-point deficit...he followed up that effort with a double-double of 14 points and a career-high 15 rebounds in a convincing 12-point victory over Thomas More... scored 15 points, grabbed five boards and recorded four assists and two steals vs. Ozark Christian (Nov. 22)...tallied 15 points, five rebounds, four assists and two steals at SBU (Dec. 1)...scored 18 points and pulled down a game-high nine rebounds while going 7-for-12 from the floor at Truman (Dec. 4)...logged a career-best seven assists in the Panthers' 137-62 victory over Central Christian (Dec. 17)...turned in his second double-double of the season with a 15-point, 10-rebound effort vs. No. 20 Arkansas-Fort Smith (Dec. 21)...played a career-high 40 minutes vs. Rockhurst (Jan. 2), scoring 17 points to go along with five rebounds and five steals in the 104-98 victory...scored 20 points, grabbed eight rebounds and registered three assists, three steals and two blocks vs. Lincoln (Jan. 10)...tallied a season-high 23 points

## PERSONAL

Son of Corlin Hardrick and Kimberly Springer...born on August 3, 2005...member of National Honor Society in high school...graduated high school with honors...majoring in chemistry with a minor in biology.

## 2025-26 GAME-BY-GAME STATS

OPPONENT	DATE	START	MIN	FG-FGA	PCT	3FG-FGA	PCT	FT-FTA	PCT	OFF	DEF	TOT	PF	A	T/O	BLK	STL	PTS
vs. Ohio Dominican	11/14	*	39	5-13	.385	1-5	.200	10-13	.769	2	5	7	0	2	3	0	1	21
vs. Thomas More	11/15	*	39	6-22	.273	2-4	.500	0-2	.000	4	11	15	3	0	2	1	1	14
Ecclesia College	11/19	*	37	6-8	.750	1-3	.333	2-2	1.000	0	5	5	0	5	1	0	2	15
Ozark Christian College	11/22	*	27	6-12	.500	2-5	.400	1-1	1.000	3	2	5	1	4	3	0	2	15
Concordia-St. Paul	11/25	*	35	6-16	.375	0-4	.000	6-7	.857	2	3	5	1	1	3	0	0	18
Central Missouri	11/26	*	33	5-14	.357	1-3	.333	0-2	.000	4	2	6	2	3	1	1	2	11
at Southwest Baptist	12/1	*	39	6-14	.429	3-8	.375	0-0	.000	0	5	5	1	4	2	0	2	15
at Truman State	12/4	*	35	7-12	.583	2-5	.400	2-8	.250	2	7	9	4	1	4	1	2	18
at Quincy	12/6	*	35	4-14	.286	1-4	.250	4-5	.800	1	4	5	1	4	2	0	1	13
Central Christian College	12/17	*	23	3-6	.500	0-1	.000	0-0	.000	0	4	4	2	7	1	1	1	6
Arkansas-Fort Smith	12/21	*	37	5-17	.294	0-4	.000	5-6	.833	3	7	10	4	4	6	2	3	15
Rockhurst	1/2	*	40	5-13	.385	0-3	.000	7-9	.778	1	4	5	3	5	0	0	2	17
William Jewell	1/4	*	36	4-11	.364	2-5	.400	3-4	.750	1	7	8	3	2	2	3	0	13
Missouri S&T	1/8	*	36	5-14	.357	1-5	.200	2-2	1.000	1	6	7	4	3	0	0	1	13
Lincoln	1/10	*	36	8-13	.615	0-3	.000	4-6	.667	3	5	8	1	3	2	2	3	20
at Maryville	1/15	*	35	3-7	.429	0-3	.000	1-2	.500	0	5	5	3	2	1	0	3	7
at McKendree	1/17	*	38	7-14	.500	3-6	.500	6-8	.750	0	4	4	2	1	1	0	1	23
Ill. Springfield	1/22	*	34	6-16	.375	3-4	.750	1-2	.500	2	7	9	1	3	1	2	0	16
Indianapolis	1/24	*	35	10-15	.667	3-4	.750	5-6	.833	1	2	3	1	3	1	0	2	28
at Lewis	1/29																	
at Upper Iowa	1/31																	
Quincy	2/5																	
Truman State	2/7																	
at William Jewell	2/12																	
at Rockhurst	2/14																	
Southwest Baptist	2/19																	
UMSL	2/26																	
at Missouri S&T	2/28																	

## CAREER STATS

SEASON	GP-GS	Min	Avg	FG-A	Pct	3FG-A	Pct	FT-A	Pct	Off-Def-Rebs	Avg	PF-FO	Ast	Avg.	TO	Blk	Stl	Pts	Avg
2024-25	27-27	837	31.0	108-230	.470	22-64	.344	37-59	.627	30-151-181	6.7	53-0	73	2.7	34	12	53	275	10.2
2025-26	19-19	659	34.7	107-251	.426	25-79	.316	59-85	.694	30-95-125	6.6	37-0	57	3.0	36	13	29	298	15.7
TOTAL	46-46	1,496	32.5	215-481	.447	47-143	.329	96-144	.667	60-246-306	6.7	90-0	130	2.8	70	25	82	573	12.5





PLAYER PROFILES

1 ZACH HOWELL

R-Junior | Guard/Forward | 6-5 | 210  
Springfield, Mo. | Springfield Catholic HS/Milwaukee



SEASON HIGHS

Points	35	vs. Indianapolis (1/23)
Rebounds	8	2x, last vs. UIS (1/22)
Assists	6	vs. Ecclesia (11/19)
Steals	4	vs. Ohio Dominican (11/14)
Blocks	2	vs. Ohio Dominican (11/14)
Field Goals	11	vs. Central Christian (12/17)
3-Pointers	11	vs. Central Christian (12/17)
Free Throws	10	vs. Indianapolis (1/23)
Minutes	40	vs. UIS (1/22)

CAREER HIGHS

Points	35	vs. Indianapolis (1/23/26)
Rebounds	12	vs. McKendree (1/16/25)
Assists	6	vs. Ecclesia (11/19/25)
Steals	4	4x, last vs. Ohio Dominican (11/14/25)
Blocks	2	vs. Ohio Dominican (11/14/25)
Field Goals	11	vs. Central Christian (12/17/25)
3-Pointers	11	vs. Central Christian (12/17/25)
Free Throws	10	vs. Indianapolis (1/23/26)
Minutes	40	vs. UIS (1/22/26)

PRODUCTION TRACKER

	2025-26	Career
5+ Points	19	53
10+ Points	14	35
5+ Rebounds	12	26
10+ Rebounds	--	1
3+ Offensive Rebounds	1	2
5+ Assists	2	2
10+ Assists	--	--
Double-Doubles	--	1
Multiple Blocks	1	1
Multiple Steals	10	15

HONORS

- CSC Academic All-District (2024-25)
- Academic All-GLVC (2024-25)

2025-26

Howell scored all 17 of his points vs. Thomas More (Nov. 15) in the first half, adding eight rebounds and five assists in the Panthers' 71-59 victory...tallied a game-high 21 points and handed out a career-best six assists in the Panthers' win over Ecclesia (Nov. 19)...tallied 14 first-half points on 4-of-7 shooting from beyond the arc to lead DU to a 29-point halftime advantage in an eventual 90-62 win over Ozark Christian (Nov. 22)...led the Panthers with 16 points on 4-of-12 shooting from three-point range at SBU (Dec. 1)...scored 19 points and grabbed seven rebounds while converting a career-best seven free throws (in eight attempts) at Truman (Dec. 4)...poured home a career-high 33 points on 11-of-12 shooting from beyond the arc, including an 8-of-8 start to the night, in the Panthers' 137-62 win over Central Christian (Dec. 17); also added five rebounds, four assists and three steals...totaled 13 points and five rebounds vs. No. 20 Arkansas-Fort Smith (Dec. 21)...scored 28 points on 9-of-11 shooting, including 4-of-6 from three-point range, in a 104-98 win over Rockhurst (Jan. 2)...led the Panthers with 21 points, including 14 in the second half, in DU's 85-79 win over Lincoln (Jan. 10)...scored 14 of his 18 points in the second half Jan. 15 at Maryville in an 82-68 Drury win.

PERSONAL

Son of Rich and Debbie Howell...born on July 9, 2003...majoring in integrated business at Drury.

2025-26 GAME-BY-GAME STATS

OPPONENT	DATE	START	MIN	FG-FGA	PCT	3FG-FGA	PCT	FT-FTA	PCT	OFF	DEF	TOT	PF	A	T/O	BLK	STL	PTS
vs. Ohio Dominican	11/14	*	38	3-9	.333	0-3	.000	3-5	.600	1	4	5	2	2	2	2	4	9
vs. Thomas More	11/15	*	35	6-14	.429	3-8	.375	2-2	1.000	0	8	8	1	5	0	0	3	17
Ecclesia College	11/19	*	28	6-10	.600	4-7	.571	5-5	1.000	2	2	4	4	6	2	0	2	21
Ozark Christian College	11/22	*	21	7-12	.583	5-9	.556	0-1	.000	3	3	6	1	3	1	0	2	19
Concordia-St. Paul	11/25	*	30	5-9	.556	5-7	.714	0-0	.000	0	3	3	4	1	1	0	2	15
Central Missouri	11/26	*	32	3-8	.375	1-4	.250	2-2	1.000	2	3	5	2	1	4	1	0	9
at Southwest Baptist	12/1	*	34	6-15	.400	4-12	.333	0-0	.000	1	2	3	4	2	3	0	2	16
at Truman State	12/4	*	37	5-12	.417	2-8	.250	7-8	.875	2	5	7	2	1	1	1	1	19
at Quincy	12/6	*	34	2-12	.167	2-8	.250	1-2	.500	1	2	3	4	0	0	0	1	7
Central Christian College	12/17	*	27	11-12	.917	11-12	.917	0-0	.000	2	3	5	2	4	2	0	3	33
Arkansas-Fort Smith	12/21	*	29	4-9	.444	2-6	.333	3-3	1.000	1	4	5	4	1	0	1	1	13
Rockhurst	1/2	*	30	9-11	.818	4-6	.667	6-7	.857	0	6	6	4	2	0	1	0	28
William Jewell	1/4	*	39	3-11	.273	1-5	.200	2-3	.667	1	4	5	2	3	2	0	0	9
Missouri S&T	1/8	*	32	4-5	.800	3-3	1.000	2-2	1.000	1	1	2	5	2	2	0	2	13
Lincoln	1/10	*	33	6-14	.429	3-7	.429	6-6	1.000	0	5	5	2	0	2	0	1	21
at Maryville	1/15	*	36	6-12	.500	4-10	.400	2-3	.667	2	3	5	1	4	0	0	2	18
at McKendree	1/17	*	28	3-6	.500	0-1	.000	2-2	1.000	2	2	4	5	1	1	0	2	8
Ill. Springfield	1/22	*	40	5-13	.385	3-7	.429	5-6	.833	2	6	8	3	2	1	1	1	18
Indianapolis	1/24	*	32	10-19	.526	5-13	.385	10-11	.909	0	4	4	4	3	0	1	1	35
at Lewis	1/29																	
at Upper Iowa	1/31																	
Quincy	2/5																	
Truman State	2/7																	
at William Jewell	2/12																	
at Rockhurst	2/14																	
Southwest Baptist	2/19																	
UMSL	2/26																	
at Missouri S&T	2/28																	

CAREER STATS \*at Milwaukee

SEASON	GP-GS	Min	Avg	FG-A	Pct	3FG-A	Pct	FT-A	Pct	Off-Def-Rebs	Avg	PF-FO	Ast	Avg.	TO	Blk	Stl	Pts	Avg
2022-23*	29-0	256	8.8	24-85	.282	13-60	.217	16-21	.762	7-19-26	0.9	20-0	6	0.2	11	1	15	77	2.7
2023-24*	10-1	81	8.1	14-32	.438	10-23	.435	4-6	.667	2-4-6	0.6	9-0	3	0.3	0	1	4	42	4.2
2024-25	27-26	789	29.2	124-309	.401	72-202	.356	37-52	.712	22-102-124	4.6	65-3	30	1.1	35	3	23	357	13.2
2025-26	19-19	615	32.4	104-213	.488	62-136	.456	58-68	.853	23-70-93	4.9	56-2	43	2.3	24	8	30	328	17.3
TOTAL	85-46	1,740	20.5	266-639	.416	157-421	.373	115-147	.782	54-195-249	2.9	150-5	82	1.0	70	13	72	804	9.5





## PLAYER PROFILES

## 3 KEION EPPS

Freshman | Guard | 6-0 | 175  
Springfield, Mo. | Central HS



## SEASON HIGHS

Points	17	vs. Central Missouri (11/26)
Rebounds	11	at Maryville (1/15)
Assists	10	at Maryville (1/15)
Steals	5	at SBU (12/1)
Blocks	1	3x, last at Maryville (1/15)
Field Goals	6	2x, last vs. Central Christian (12/17)
3-Pointers	4	vs. Central Missouri (11/26)
Free Throws	3	2x, last at McKendree (1/17)
Minutes	34	2x, last at Maryville (1/15)

## CAREER HIGHS

Points	17	vs. Central Missouri (11/26/25)
Rebounds	11	at Maryville (1/15/26)
Assists	10	at Maryville (1/15/26)
Steals	5	at SBU (12/1/25)
Blocks	1	3x, last at Maryville (1/15/26)
Field Goals	6	2x, last vs. Central Christian (12/17/25)
3-Pointers	4	vs. Central Missouri (11/26/25)
Free Throws	3	2x, last at McKendree (1/17/26)
Minutes	34	2x, last at Maryville (1/15/26)

## PRODUCTION TRACKER

	2025-26	Career
5+ Points	10	10
10+ Points	3	3
5+ Rebounds	3	3
10+ Rebounds	1	1
3+ Offensive Rebounds	--	--
5+ Assists	10	10
10+ Assists	1	1
Double-Doubles	1	1
Multiple Blocks	--	--
Multiple Steals	6	6

## 2025-26

Epps scored a career-best 17 points and handed out six assists vs. Central Missouri (Nov. 26), going 4-of-6 from three-point range...turned in a memorable Drury debut, scoring seven points and handing out a team-high five assists to go along with two steals and a block in the Panthers' 70-65 come-from-behind victory over Ohio Dominican (Nov. 14)...made his first collegiate start at SBU (Dec. 1), tallying four assists and five steals...handed out a career-best nine assists at Truman (Dec. 4)...recorded 16 points on 6-of-9 shooting to go along with nine assists and two steals in the Panthers' 137-62 win over Central Christian (Dec. 17)...tallied 12 points on 5-of-10 shooting vs. No. 20 Arkansas-Fort Smith (Dec. 21)...handed out seven assists and grabbed a career-best five rebounds vs. No. 16 Missouri S&T (Jan. 8)...recorded his first double-double as a Panther Jan. 15 in an 82-68 win over Maryville; totaled career-bests for rebounds (11) and assists (10), becoming the first Panther to reach double figures in assists in a game since 2019.

## PERSONAL

Son of Kayauna Bailey...born on Nov. 22, 2006...plans to major in business economics at Drury.

## 2025-26 GAME-BY-GAME STATS

OPPONENT	DATE	START	MIN	FG-FGA	PCT	3FG-FGA	PCT	FT-FTA	PCT	OFF	DEF	TOT	PF	A	T/O	BLK	STL	PTS
vs. Ohio Dominican	11/14		21	3-6	.500	1-2	.500	0-0	.000	0	3	3	1	5	2	1	2	7
vs. Thomas More	11/15								--DNP--									
Ecclesia College	11/19								--DNP--									
Ozark Christian College	11/22								--DNP--									
Concordia-St. Paul	11/25		27	3-6	.500	1-1	1.000	1-1	1.000	0	1	1	2	7	2	0	1	8
Central Missouri	11/26		24	6-8	.750	4-6	.667	1-3	.333	0	3	3	1	6	2	0	1	17
at Southwest Baptist	12/1	*	34	1-5	.200	0-3	.000	0-0	.000	1	0	1	2	4	10	0	5	2
at Truman State	12/4	*	32	3-6	.500	1-2	.500	0-0	.000	0	5	5	5	9	3	0	1	7
at Quincy	12/6	*	19	0-2	.000	0-2	.000	0-0	.000	2	1	3	4	2	3	0	4	0
Central Christian College	12/17		21	6-9	.667	2-3	.667	2-2	1.000	0	1	1	3	9	3	0	2	16
Arkansas-Fort Smith	12/21		28	5-10	.500	1-4	.250	1-1	1.000	0	2	2	4	3	1	0	1	12
Rockhurst	1/2		23	2-3	.667	1-2	.500	3-4	.750	1	3	4	3	4	4	0	0	8
William Jewell	1/4		28	2-4	.500	1-3	.333	2-2	1.000	1	2	3	1	5	2	0	1	7
Missouri S&T	1/8		29	2-7	.286	1-4	.250	1-2	.500	1	4	5	1	7	3	0	1	6
Lincoln	1/10		23	0-3	.000	0-2	.000	0-0	.000	0	2	2	1	2	1	1	2	0
at Maryville	1/15		34	1-6	.167	0-3	.000	2-3	.667	2	9	11	4	10	1	1	3	4
at McKendree	1/17		33	0-3	.000	0-3	.000	3-4	.750	0	0	0	3	9	1	0	1	3
Ill. Springfield	1/22	*	29	3-9	.333	1-3	.333	0-0	.000	1	0	1	2	3	2	0	1	7
Indianapolis	1/24	*	27	2-5	.400	0-2	.000	0-1	.000	2	1	3	4	8	1	0	1	4
at Lewis	1/29																	
at Upper Iowa	1/31																	
Quincy	2/5																	
Truman State	2/7																	
at William Jewell	2/12																	
at Rockhurst	2/14																	
Southwest Baptist	2/19																	
UMSL	2/26																	
at Missouri S&T	2/28																	

## CAREER STATS

SEASON	GP-GS	Min	Avg	FG-A	Pct	3FG-A	Pct	FT-A	Pct	Off-Def-Rebs	Avg	PF-FO	Ast	Avg.	TO	Blk	Stl	Pts	Avg
2025-26	16-5	432	27.0	39-92	.424	14-45	.311	16-23	.696	11-37-48	3.0	41-1	93	5.8	41	3	27	108	6.8
TOTAL	16-5	432	27.0	39-92	.424	14-45	.311	16-23	.696	11-37-48	3.0	41-1	93	5.8	41	3	27	108	6.8





PLAYER PROFILES

4 KEVIN SARGEANT

Freshman | Forward | 6-5 | 200  
Missouri City, Texas | Fort Bend Thurgood Marshall HS



SEASON HIGHS

Points	13	vs. Central Christian (12/17)
Rebounds	8	vs. Ozark Christian (11/22)
Assists	2	vs. Ozark Christian (11/22)
Steals	2	3x, last vs. Central Missouri (11/26)
Blocks	2	2x, last vs. Central Christian (12/17)
Field Goals	6	vs. Central Christian (12/17)
3-Pointers	--	--
Free Throws	1	2x, last vs. Central Christian (12/17)
Minutes	25	vs. Central Christian (12/17)

CAREER HIGHS

Points	13	vs. Central Christian (12/17/25)
Rebounds	8	vs. Ozark Christian (11/22/25)
Assists	2	vs. Ozark Christian (11/22/25)
Steals	2	3x, last vs. Central Missouri (11/26/25)
Blocks	2	2x, last vs. Central Christian (12/17/25)
Field Goals	6	vs. Central Christian (12/17/25)
3-Pointers	--	--
Free Throws	1	2x, last vs. Central Christian (12/17/25)
Minutes	25	vs. Central Christian (12/17/25)

PRODUCTION TRACKER

	2025-26	Career
5+ Points	3	3
10+ Points	1	1
5+ Rebounds	5	5
10+ Rebounds	--	--
3+ Offensive Rebounds	4	4
5+ Assists	--	--
10+ Assists	--	--
Double-Doubles	--	--
Multiple Blocks	2	2
Multiple Steals	3	3

2025-26

Sargeant made his Drury debut in the Panthers' 71-59 victory over Thomas More (Nov. 15), pulling down a pair of rebounds and recording a block in nine minutes...scored a career-best nine points on 4-of-6 shooting to go along with five rebounds and two steals in 17 minutes of playing time during DU's win over Ecclesia (Nov. 19)...pulled down a career-best eight rebounds, including three on the offensive end, while adding two assists, two steals and two blocks--all career highs as well--in DU's win over Ozark Christian (Nov. 22)...scored a career-best 13 points on 6-of-9 shooting in the Panthers' 137-62 win over Central Christian (Dec. 17); also grabbed seven boards and blocked a pair of shots.

PERSONAL

Son of Kevin and Lydia Sargeant...born on May 25, 2007...plans to major in business economics at Drury.

2025-26 GAME-BY-GAME STATS

OPPONENT	DATE	START MIN	FG-FGA	PCT	3FG-FGA	PCT	FT-FTA	PCT	OFF	DEF	TOT	PF	A	T/O	BLK	STL	PTS
vs. Ohio Dominican	11/14								--DNP--								
vs. Thomas More	11/15	9	0-0	.000	0-0	.000	0-0	.000	1	1	2	1	0	2	1	0	0
Ecclesia College	11/19	17	4-6	.667	0-0	.000	1-1	1.000	4	1	5	3	1	0	1	2	9
Ozark Christian College	11/22	23	1-3	.333	0-0	.000	0-0	.000	3	5	8	1	2	1	2	2	2
Concordia-St. Paul	11/25								--DNP--								
Central Missouri	11/26	6	1-3	.333	0-0	.000	0-0	.000	3	2	5	0	0	1	0	2	2
at Southwest Baptist	12/1								--DNP--								
at Truman State	12/4								--DNP--								
at Quincy	12/6	13	1-1	1.000	0-0	.000	0-0	.000	0	3	3	0	1	1	1	1	2
Central Christian College	12/17	25	6-9	.667	0-0	.000	1-1	1.000	2	5	7	1	1	0	2	1	13
Arkansas-Fort Smith	12/21	7	0-1	.000	0-0	.000	0-0	.000	1	0	1	0	1	1	0	0	0
Rockhurst	1/2	6	0-1	.000	0-0	.000	0-0	.000	0	0	0	0	0	0	1	0	0
William Jewell	1/4	3	0-0	.000	0-0	.000	0-0	.000	0	1	1	1	0	0	0	0	0
Missouri S&T	1/8								--DNP--								
Lincoln	1/10								--DNP--								
at Maryville	1/15								--DNP--								
at McKendree	1/17								--DNP--								
Ill. Springfield	1/22	16	1-3	.333	0-1	.000	0-0	.000	1	3	4	1	1	1	1	0	2
Indianapolis	1/24	23	3-5	.600	0-0	.000	0-1	.000	3	3	6	2	1	1	0	0	6
at Lewis	1/29																
at Upper Iowa	1/31																
Quincy	2/5																
Truman State	2/7																
at William Jewell	2/12																
at Rockhurst	2/14																
Southwest Baptist	2/19																
UMSL	2/26																
at Missouri S&T	2/28																

CAREER STATS

SEASON	GP-GS	Min	Avg	FG-A	Pct	3FG-A	Pct	FT-A	Pct	Off-Def-Rebs	Avg	PF-FO	Ast	Avg.	TO	Blk	Stl	Pts	Avg
2025-26	11-0	148	13.5	17-32	.531	0-1	.000	2-3	.667	18-24-42	3.8	10-0	8	0.7	8	9	8	36	3.3
TOTAL	11-0	148	13.5	17-32	.531	0-1	.000	2-3	.667	18-24-42	3.8	10-0	8	0.7	8	9	8	36	3.3



## PLAYER PROFILES

## 10 BRENLEY HAGEWOOD

Freshman | Guard | 6-0 | 165  
 Republic, Mo. | Republic HS



## SEASON HIGHS

Points	--	--
Rebounds	1	2x, last vs. Ozark Christian (11/22)
Assists	--	--
Steals	--	--
Blocks	--	--
Field Goals	--	--
3-Pointers	--	--
Free Throws	--	--
Minutes	4	2x, last vs. Ozark Christian (11/22)

## CAREER HIGHS

Points	--	--
Rebounds	1	2x, last vs. Ozark Christian (11/22/25)
Assists	--	--
Steals	--	--
Blocks	--	--
Field Goals	--	--
3-Pointers	--	--
Free Throws	--	--
Minutes	4	2x, last vs. Ozark Christian (11/22/25)

## PRODUCTION TRACKER

	2025-26	Career
5+ Points	--	--
10+ Points	--	--
5+ Rebounds	--	--
10+ Rebounds	--	--
3+ Offensive Rebounds	--	--
5+ Assists	--	--
10+ Assists	--	--
Double-Doubles	--	--
Multiple Blocks	--	--
Multiple Steals	--	--

## 2025-26

Hagewood made his Drury debut against Ecclesia (Nov. 19), grabbing one rebound in four minutes of playing time...played four minutes of the Panthers' win over Ozark Christian (Nov. 22), recording one board in the 90-62 victory.

## PERSONAL

Son of Dusty and Lindsey Hagewood...born on Aug. 9, 2006...plans to major in integrated business at Drury.

## 2025-26 GAME-BY-GAME STATS

OPPONENT	DATE	START	MIN	FG-FGA	PCT	3FG-FGA	PCT	FT-FTA	PCT	OFF	DEF	TOT	PF	A	T/O	BLK	STL	PTS
vs. Ohio Dominican	11/14								--DNP--									
vs. Thomas More	11/15								--DNP--									
Ecclesia College	11/19		4	0-2	.000	0-0	.000	0-0	.000	0	1	1	1	0	0	0	0	0
Ozark Christian College	11/22		4	0-3	.000	0-2	.000	0-0	.000	1	0	1	1	0	0	0	0	0
Concordia-St. Paul	11/25								--DNP--									
Central Missouri	11/26		2	0-0	.000	0-0	.000	0-0	.000	0	0	0	0	0	0	0	0	0
at Southwest Baptist	12/1								--DNP--									
at Truman State	12/4								--DNP--									
at Quincy	12/6								--DNP--									
Central Christian College	12/17								--DNP--									
Arkansas-Fort Smith	12/21								--DNP--									
Rockhurst	1/2								--DNP--									
William Jewell	1/4								--DNP--									
Missouri S&T	1/8								--DNP--									
Lincoln	1/10								--DNP--									
at Maryville	1/15								--DNP--									
at McKendree	1/17								--DNP--									
Ill. Springfield	1/22								--DNP--									
Indianapolis	1/24																	
at Lewis	1/29																	
at Upper Iowa	1/31																	
Quincy	2/5																	
Truman State	2/7																	
at William Jewell	2/12																	
at Rockhurst	2/14																	
Southwest Baptist	2/19																	
UMSL	2/26																	
at Missouri S&T	2/28																	

## CAREER STATS

SEASON	GP-GS	Min	Avg	FG-A	Pct	3FG-A	Pct	FT-A	Pct	Off-Def-Rebs	Avg	PF-FO	Ast	Avg.	TO	Blk	Stl	Pts	Avg
2025-26	3-0	10	3.3	0-5	.000	0-2	.000	0-0	.000	1-1-2	1.0	2-0	0	0.0	0	0	0	0	0.0
TOTAL	3-0	10	3.3	0-5	.000	0-0	.000	0-0	.000	1-1-2	1.0	2-0	0	0.0	0	0	0	0	0.0





PLAYER PROFILES

11 WYATT CARR

Freshman | Guard | 6-5 | 170  
Lebanon, Mo. | Lebanon HS



SEASON HIGHS

Points	4	vs. Ecclesia (11/19)
Rebounds	5	vs. Central Christian (12/17)
Assists	--	--
Steals	1	2x, last vs. Central Christian (12/17)
Blocks	--	--
Field Goals	1	vs. Ecclesia (11/19)
3-Pointers	--	--
Free Throws	2	vs. Ecclesia (11/19)
Minutes	9	vs. Central Christian (12/17)

CAREER HIGHS

Points	4	vs. Ecclesia (11/19/25)
Rebounds	5	vs. Central Christian (12/17/25)
Assists	--	--
Steals	1	2x, last vs. Central Christian (12/17/25)
Blocks	--	--
Field Goals	1	vs. Ecclesia (11/19/25)
3-Pointers	--	--
Free Throws	2	vs. Ecclesia (11/19/25)
Minutes	9	vs. Central Christian (12/17/25)

PRODUCTION TRACKER

	2025-26	Career
5+ Points	--	--
10+ Points	--	--
5+ Rebounds	1	1
10+ Rebounds	--	--
3+ Offensive Rebounds	--	--
5+ Assists	--	--
10+ Assists	--	--
Double-Doubles	--	--
Multiple Blocks	--	--
Multiple Steals	--	--

2025-26

Carr made his Drury debut against Ecclesia (Nov. 19), scoring four points in four minutes of playing time...recorded his first steal as a Panther in four minutes of action vs. Ozark Christian (Nov. 22)...pulled down a career-best five rebounds and recorded a steal in DU's 137-62 win over Central Christian (Dec. 17).

PERSONAL

Son of John and Rachel Carr...born on April 14, 2006...plans to major in business economics at Drury.

2025-26 GAME-BY-GAME STATS

OPPONENT	DATE	START MIN	FG-FGA	PCT	3FG-FGA	PCT	FT-FTA	PCT	OFF	DEF	TOT	PF	A	T/O	BLK	STL	PTS
vs. Ohio Dominican	11/14							--DNP--									
vs. Thomas More	11/15							--DNP--									
Ecclesia College	11/19	4	1-1	1.000	0-0	.000	2-2	1.000	0	0	0	0	0	0	0	0	4
Ozark Christian College	11/22	4	0-1	.000	0-1	.000	0-0	.000	0	0	0	0	0	0	0	1	0
Concordia-St. Paul	11/25							--DNP--									
Central Missouri	11/26	2	0-1	.000	0-0	.000	0-0	.000	0	0	0	0	0	0	0	0	0
at Southwest Baptist	12/1							--DNP--									
at Truman State	12/4							--DNP--									
at Quincy	12/6	1	0-0	.000	0-0	.000	0-0	.000	0	0	0	1	0	0	0	0	0
Central Christian College	12/17	9	0-2	.000	0-1	.000	0-0	.000	2	3	5	2	0	1	0	1	0
Arkansas-Fort Smith	12/21							--DNP--									
Rockhurst	1/2							--DNP--									
William Jewell	1/4							--DNP--									
Missouri S&T	1/8							--DNP--									
Lincoln	1/10							--DNP--									
at Maryville	1/15							--DNP--									
at McKendree	1/17							--DNP--									
Ill. Springfield	1/22							--DNP--									
Indianapolis	1/24																
at Lewis	1/29																
at Upper Iowa	1/31																
Quincy	2/5																
Truman State	2/7																
at William Jewell	2/12																
at Rockhurst	2/14																
Southwest Baptist	2/19																
UMSL	2/26																
at Missouri S&T	2/28																

CAREER STATS

SEASON	GP-GS	Min	Avg	FG-A	Pct	3FG-A	Pct	FT-A	Pct	Off-Def-Rebs	Avg	PF-FO	Ast	Avg.	TO	Blk	Stl	Pts	Avg
2025-26	5-0	20	4.0	1-5	.200	0-2	.000	2-2	1.000	2-3-5	1.0	3-0	0	0.0	1	0	2	4	0.8
TOTAL	5-0	20	4.0	1-5	.200	0-2	.000	2-2	1.000	2-3-5	1.0	3-0	0	0.0	1	0	2	4	0.8





## PLAYER PROFILES

## 13 LUKE STUBBS

R-Junior | Guard | 6-3 | 190  
Kansas City, Mo. | Liberty HS

## SEASON HIGHS

Points	15	2x, last vs. Lincoln (1/10)
Rebounds	5	at Maryville (1/15)
Assists	4	2x, last vs. Lincoln (1/10)
Steals	3	at Quincy (12/6)
Blocks	1	2x, last vs. UIS (1/22)
Field Goals	6	vs. Missouri S&T (1/8)
3-Pointers	2	3x, last vs. Indianapolis (1/23)
Free Throws	6	vs. Lincoln (1/10)
Minutes	37	vs. William Jewell (1/4)

## CAREER HIGHS

Points	15	3x, last vs. Lincoln (1/10/26)
Rebounds	5	2x, last at Maryville (1/15/26)
Assists	5	at Indianapolis (12/2/23)
Steals	3	at Quincy (2/6/25)
Blocks	1	3x, last vs. Concordia (11/25/25)
Field Goals	6	2x, last vs. Missouri S&T (1/8/26)
3-Pointers	3	at Ozarks (12/5/23)
Free Throws	6	vs. Lincoln (1/10/26)
Minutes	37	vs. William Jewell (1/4/26)

## PRODUCTION TRACKER

	2025-26	Career
5+ Points	15	22
10+ Points	6	9
5+ Rebounds	1	2
10+ Rebounds	--	--
3+ Offensive Rebounds	--	--
5+ Assists	--	1
10+ Assists	--	--
Double-Doubles	--	--
Multiple Blocks	--	--
Multiple Steals	5	6

## HONORS

- Academic All-GLVC (2022-23 and 2024-25)

## 2025-26

Stubbs drew an opening night start for the Panthers vs. Ohio Dominican (Nov. 14), scoring seven points and pulling down two rebounds in the 70-65 come-from-behind victory for DU...returned from a two-game absence due to injury with six points vs. Ozark Christian (Nov. 22), recording a pair of assists and two rebounds...scored a season-high eight points at SBU (Dec. 1) and matched his 2025-26 season best with three rebounds against Truman (Dec. 4)...recorded a season-high four assists in the Panthers' 137-62 victory over Central Christian (Dec. 17)...registered a career high with 32 minutes of playing time vs. No. 20 Arkansas-Fort Smith (Dec. 21), totaling eight points, two assists and two steals...turned in four consecutive double-digit scoring performances, Jan. 2-10, including career-best 15-point efforts vs. No. 16 Missouri S&T (Jan. 8) and Lincoln (Jan. 10).

## PERSONAL

Son of Angie and Weldon Stubbs...born on Jan. 1, 2004...majoring in exercise physiology at Drury.

## 2025-26 GAME-BY-GAME STATS

OPPONENT	DATE	START	MIN	FG-FGA	PCT	3FG-FGA	PCT	FT-FTA	PCT	OFF	DEF	TOT	PF	A	T/O	BLK	STL	PTS
vs. Ohio Dominican	11/14	*	29	3-5	.600	1-2	.500	0-0	.000	1	1	2	2	0	4	0	1	7
vs. Thomas More	11/15									--DNP--								
Ecclesia College	11/19									--DNP--								
Ozark Christian College	11/22		17	3-8	.375	0-3	.000	0-0	.000	1	1	2	1	2	2	0	1	6
Concordia-St. Paul	11/25	*	22	1-4	.250	0-0	.000	0-0	.000	1	2	3	4	3	2	1	0	2
Central Missouri	11/26	*	19	2-6	.333	0-1	.000	1-2	.500	1	0	1	2	1	0	0	0	5
at Southwest Baptist	12/1	*	27	3-6	.500	1-2	.500	1-2	.500	0	1	1	3	2	1	0	0	8
at Truman State	12/4	*	32	3-8	.375	1-2	.500	0-2	.000	1	2	3	3	2	0	0	0	7
at Quincy	12/6	*	24	3-7	.429	0-1	.000	0-0	.000	0	0	0	2	0	2	0	3	6
Central Christian College	12/17	*	19	1-2	.500	1-1	1.000	2-2	1.000	0	1	1	1	4	1	0	0	5
Arkansas-Fort Smith	12/21	*	32	3-4	.750	0-1	.000	2-3	.667	1	1	2	3	2	1	0	2	8
Rockhurst	1/2	*	30	4-9	.444	2-4	.500	3-4	.750	1	1	2	2	1	2	0	0	13
William Jewell	1/4	*	37	4-6	.667	1-1	1.000	2-2	1.000	0	4	4	3	1	0	0	0	11
Missouri S&T	1/8	*	31	6-10	.600	2-3	.667	1-2	.500	0	3	3	4	3	2	0	2	15
Lincoln	1/10	*	33	4-8	.500	1-1	1.000	6-6	1.000	1	1	2	2	4	0	0	2	15
at Maryville	1/15	*	25	3-8	.375	0-1	.000	0-0	.000	0	5	5	1	2	5	0	1	6
at McKendree	1/17	*	27	1-5	.200	0-2	.000	1-2	.500	1	1	2	3	2	2	0	2	3
Ill. Springfield	1/22	*	36	5-12	.417	1-5	.200	2-2	1.000	0	3	3	2	1	3	1	1	13
Indianapolis	1/24	*	26	4-4	1.000	2-2	1.000	2-2	1.000	1	2	3	4	0	1	0	0	12
at Lewis	1/29																	
at Upper Iowa	1/31																	
Quincy	2/5																	
Truman State	2/7																	
at William Jewell	2/12																	
at Rockhurst	2/14																	
Southwest Baptist	2/19																	
UMSL	2/26																	
at Missouri S&T	2/28																	

## CAREER STATS

SEASON	GP-GS	Min	Avg	FG-A	Pct	3FG-A	Pct	FT-A	Pct	Off-Def-Rebs	Avg	PF-FO	Ast	Avg.	TO	Blk	Stl	Pts	Avg
2023-24	25-1	312	12.5	42-102	.412	13-38	.342	8-10	.800	4-28-32	1.3	24-0	24	1.0	18	2	10	105	4.2
2024-25	3-0	28	9.3	3-11	.273	0-5	.000	1-1	1.000	0-1-1	0.3	2-0	5	1.7	0	0	2	7	2.3
2025-26	17-16	466	27.4	53-112	.473	13-32	.406	23-31	.742	10-29-39	2.3	42-0	30	1.8	28	2	15	142	8.4
TOTAL	45-17	806	17.9	98-225	.436	26-75	.347	32-42	.762	14-58-72	1.6	68-0	59	1.3	46	4	27	254	5.6



PLAYER PROFILES

20

HOGAN SMITH

R-Freshman | Forward | 6-5 | 175  
Springfield, Mo. | Kickapoo HS



SEASON HIGHS

Points	--	--
Rebounds	--	--
Assists	--	--
Steals	--	--
Blocks	--	--
Field Goals	--	--
3-Pointers	--	--
Free Throws	--	--
Minutes	--	--

CAREER HIGHS

Points	--	--
Rebounds	--	--
Assists	--	--
Steals	--	--
Blocks	--	--
Field Goals	--	--
3-Pointers	--	--
Free Throws	--	--
Minutes	--	--

PRODUCTION TRACKER

	2025-26	Career
5+ Points	--	--
10+ Points	--	--
5+ Rebounds	--	--
10+ Rebounds	--	--
3+ Offensive Rebounds	--	--
5+ Assists	--	--
10+ Assists	--	--
Double-Doubles	--	--
Multiple Blocks	--	--
Multiple Steals	--	--

HONORS

- Academic All-GLVC (2024-25)

PERSONAL

Son of Craig and Laura Smith...born on June 18, 2005...plans to major in secondary education at Drury.

2025-26 GAME-BY-GAME STATS

OPPONENT	DATE	START	MIN	FG-FGA	PCT	3FG-FGA	PCT	FT-FTA	PCT	OFF	DEF	TOT	PF	A	T/O	BLK	STL	PTS
vs. Ohio Dominican	11/14								--DNP--									
vs. Thomas More	11/15								--DNP--									
Ecclesia College	11/19								--DNP--									
Ozark Christian College	11/22								--DNP--									
Concordia-St. Paul	11/25								--DNP--									
Central Missouri	11/26								--DNP--									
at Southwest Baptist	12/1								--DNP--									
at Truman State	12/4								--DNP--									
at Quincy	12/6								--DNP--									
Central Christian College	12/17								--DNP--									
Arkansas-Fort Smith	12/21								--DNP--									
Rockhurst	1/2								--DNP--									
William Jewell	1/4								--DNP--									
Missouri S&T	1/8								--DNP--									
Lincoln	1/10								--DNP--									
at Maryville	1/15								--DNP--									
at McKendree	1/17								--DNP--									
Ill. Springfield	1/22								--DNP--									
Indianapolis	1/24																	
at Lewis	1/29																	
at Upper Iowa	1/31																	
Quincy	2/5																	
Truman State	2/7																	
at William Jewell	2/12																	
at Rockhurst	2/14																	
Southwest Baptist	2/19																	
UMSL	2/26																	
at Missouri S&T	2/28																	



## PLAYER PROFILES

## 23 KANON GIPSON

R-Junior | Guard | 6-3 | 180

Rogersville, Mo. | Logan-Rogersville HS/Missouri State



## SEASON HIGHS

Points	--	--
Rebounds	--	--
Assists	--	--
Steals	--	--
Blocks	--	--
Field Goals	--	--
3-Pointers	--	--
Free Throws	--	--
Minutes	--	--

## CAREER HIGHS

Points	15	vs. Ozarks (12/5/23)
Rebounds	5	at Upper Iowa (1/18/24)
Assists	5	at Indianapolis (12/2/23)
Steals	2	at William Jewell (2/10/24)
Blocks	1	2x, last at Missouri S&T (2/22/24)
Field Goals	6	at Ozarks (12/5/23)
3-Pointers	3	at Ozarks (12/5/23)
Free Throws	3	at Rockhurst (2/8/24)
Minutes	20	at Indianapolis (12/2/23)

## PRODUCTION TRACKER

	2025-26	Career
5+ Points	--	8
10+ Points	--	3
5+ Rebounds	--	1
10+ Rebounds	--	--
3+ Offensive Rebounds	--	--
5+ Assists	--	1
10+ Assists	--	--
Double-Doubles	--	--
Multiple Blocks	--	--
Multiple Steals	--	1

## 2025-26

Gipson sustained a preseason injury that is expected to sideline him for the entire 2025-26 season.

## PERSONAL

Son of David and Julie Gipson...born on Feb. 12, 2003...majoring in organizational and leadership communication at Drury.

## 2025-26 GAME-BY-GAME STATS

OPPONENT	DATE	START MIN	FG-FGA	PCT	3FG-FGA	PCT	FT-FTA	PCT	OFF	DEF	TOT	PF	A	T/O	BLK	STL	PTS
vs. Ohio Dominican	11/14							--DNP--									
vs. Thomas More	11/15							--DNP--									
Ecclesia College	11/19							--DNP--									
Ozark Christian College	11/22							--DNP--									
Concordia-St. Paul	11/25							--DNP--									
Central Missouri	11/26							--DNP--									
at Southwest Baptist	12/1							--DNP--									
at Truman State	12/4							--DNP--									
at Quincy	12/6							--DNP--									
Central Christian College	12/17							--DNP--									
Arkansas-Fort Smith	12/21							--DNP--									
Rockhurst	1/2							--DNP--									
William Jewell	1/4							--DNP--									
Missouri S&T	1/8							--DNP--									
Lincoln	1/10							--DNP--									
at Maryville	1/15							--DNP--									
at McKendree	1/17							--DNP--									
Ill. Springfield	1/22							--DNP--									
Indianapolis	1/24																
at Lewis	1/29																
at Upper Iowa	1/31																
Quincy	2/5																
Truman State	2/7																
at William Jewell	2/12																
at Rockhurst	2/14																
Southwest Baptist	2/19																
UMSL	2/26																
at Missouri S&T	2/28																

## CAREER STATS \*at Missouri State

SEASON	GP-GS	Min	Avg	FG-A	Pct	3FG-A	Pct	FT-A	Pct	Off-Def-Rebs	Avg	PF-FO	Ast	Avg.	TO	Blk	Stl	Pts	Avg
2023-24*	8-0	7	0.9	0-1	.000	0-0	.000	0-0	.000	0-0-0	0.0	1-0	1	0.1	1	0	0	0	0.0
2024-25	24-2	302	12.6	33-81	.407	10-36	.278	24-33	.727	17-31-48	2.0	39-0	22	0.9	13	1	23	100	4.2
TOTAL	32-2	310	9.7	33-82	.402	10-36	.278	24-33	.727	17-31-48	1.5	40-0	23	0.7	14	1	23	100	3.1





PLAYER PROFILES

24 KESHAUN THOMAS

Freshman | Forward | 6-6 | 225  
Quincy, Ill. | Quincy HS



SEASON HIGHS

Points	29	vs. Rockhurst (1/2)
Rebounds	11	vs. Lincoln (1/10)
Assists	5	vs. Missouri S&T (1/8)
Steals	4	at Truman (12/4)
Blocks	1	2x, last vs. Central Christian (12/17)
Field Goals	9	2x, last vs. Rockhurst (1/2)
3-Pointers	2	vs. Rockhurst (1/2)
Free Throws	10	at Truman (12/4)
Minutes	34	vs. Lincoln (1/10)

CAREER HIGHS

Points	29	vs. Rockhurst (1/2/26)
Rebounds	11	vs. Lincoln (1/10/26)
Assists	5	vs. Missouri S&T (1/8/26)
Steals	4	at Truman (12/4/25)
Blocks	1	2x, last vs. Central Christian (12/17/25)
Field Goals	9	2x, last vs. Rockhurst (1/2/26)
3-Pointers	2	vs. Rockhurst (1/2/26)
Free Throws	10	at Truman (12/4/25)
Minutes	34	vs. Lincoln (1/10/26)

PRODUCTION TRACKER

	2025-26	Career
5+ Points	18	18
10+ Points	16	16
5+ Rebounds	14	14
10+ Rebounds	4	4
3+ Offensive Rebounds	7	7
5+ Assists	1	1
10+ Assists	--	--
Double-Doubles	4	4
Multiple Blocks	--	--
Multiple Steals	6	6

HONORS

- GLVC Men's Basketball Player of the Week (Jan. 5, 2026)

2025-26

Thomas delivered a standout debut weekend as a Panther at the GLVC/G-MAC Conference Challenge (Nov. 14-15), including a 13-point, 7-rebound effort in his first collegiate action, a 70-65 win over Ohio Dominican...followed that with a game-high 19 points against Thomas More, finishing 8-of-17 from the floor...turned in his third-straight double-digit scoring effort with 12 points vs. Ecclesia (Nov. 19)...logged his first double-double as a Panther with a 16-point, 10-rebound effort in Drury's win over Ozark Christian (Nov. 22); also registered three steals and two assists...followed that effort with a second-straight double-double, scoring a career-best 27 points and grabbing 10 rebounds vs. Concordia-St. Paul (Nov. 25)...scored 18 of his game-high 24 points in the second half at Truman (Dec. 4), finishing 7-of-14 from the floor and 10-of-10 from the foul line; also grabbed eight rebounds and handed out four assists...recorded his third double-double of the season with a 14-point, 10-rebound performance in DU's win over Central Christian (Dec. 17)...registered his third 20-point game as a Panther vs. No. 20 Arkansas-Fort Smith (Dec. 21), leading all scorers with 20 points on 7-of-14 shooting; also went 6-of-6 from the foul line...logged a career-best 29 points vs. Rockhurst (Jan. 2) going 9-of-11 from the floor and 9-of-9 from the charity stripe in the 104-98 win...followed that effort with his third-consecutive 20-point performance, tallying 20 points vs. William Jewell (Jan. 4); named GLVC Player of the Week (Jan. 5)...turned in a double-double vs. Lincoln (Jan. 10), totaling 18 points and a career-best 11 rebounds in an 85-79 victory.

PERSONAL

Son of Rachele Thomas...born on May 18, 2007...plans to major in business economics and psychology at Drury.

2025-26 GAME-BY-GAME STATS

OPPONENT	DATE	START	MIN	FG-FGA	PCT	3FG-FGA	PCT	FT-FTA	PCT	OFF	DEF	TOT	PF	A	T/O	BLK	STL	PTS
vs. Ohio Dominican	11/14		25	5-13	.385	0-3	.000	3-5	.600	3	4	7	3	0	2	0	1	13
vs. Thomas More	11/15	*	31	8-17	.471	1-4	.250	2-3	.667	1	1	2	3	3	3	0	1	19
Ecclesia College	11/19	*	22	4-7	.571	0-2	.000	4-4	1.000	0	3	3	3	1	3	0	2	12
Ozark Christian College	11/22	*	19	6-8	.750	1-2	.500	3-4	.750	5	5	10	1	2	2	0	3	16
Concordia-St. Paul	11/25	*	32	9-17	.529	1-5	.200	8-9	.889	2	8	10	2	2	6	0	1	27
Central Missouri	11/26	*	15	0-7	.000	0-4	.000	0-0	.000	0	1	1	3	1	1	0	1	0
at Southwest Baptist	12/1		22	5-10	.500	0-1	.000	1-2	.500	3	2	5	1	1	0	0	0	11
at Truman State	12/4	*	33	7-14	.500	0-3	.000	10-10	1.000	4	4	8	3	4	1	1	4	24
at Quincy	12/6	*	17	2-7	.286	0-1	.000	4-8	.500	2	4	6	3	0	3	0	3	8
Central Christian College	12/17	*	19	4-5	.800	0-0	.000	6-6	1.000	1	9	10	0	3	0	1	1	14
Arkansas-Fort Smith	12/21	*	26	7-14	.500	0-0	.000	6-6	1.000	1	3	4	3	1	4	0	1	20
Rockhurst	1/2	*	33	9-11	.818	2-3	.667	9-9	1.000	2	6	8	2	1	1	0	1	29
William Jewell	1/4	*	33	7-12	.583	0-1	.000	6-10	.600	1	5	6	2	1	2	0	0	20
Missouri S&T	1/8	*	32	2-9	.222	0-3	.000	4-5	.800	3	5	8	3	5	4	0	1	8
Lincoln	1/10	*	34	4-10	.400	1-2	.500	9-10	.900	4	7	11	3	2	1	0	0	18
at Maryville	1/15	*	32	8-11	.727	0-0	.000	4-6	.667	2	4	6	1	2	4	0	0	20
at McKendree	1/17	*	32	4-11	.364	0-1	.000	5-8	.625	2	5	7	4	1	2	0	3	13
Ill. Springfield	1/22	*	28	6-10	.600	0-1	.000	0-0	.000	2	1	3	2	1	1	0	2	12
Indianapolis	1/24	*	32	5-8	.625	1-1	1.000	5-7	.714	3	6	9	3	2	4	0	1	16
at Lewis	1/29																	
at Upper Iowa	1/31																	
Quincy	2/5																	
Truman State	2/7																	
at William Jewell	2/12																	
at Rockhurst	2/14																	
Southwest Baptist	2/19																	
UML	2/26																	
at Missouri S&T	2/28																	

CAREER STATS

SEASON	GP-GS	Min	Avg	FG-A	Pct	3FG-A	Pct	FT-A	Pct	Off-Def-Rebs	Avg	PF-FO	Ast	Avg.	TO	Blk	Stl	Pts	Avg
2025-26	19-17	517	27.2	102-201	.507	7-37	.189	89-112	.795	41-83-124	6.5	45-0	33	1.7	44	2	26	300	15.8
TOTAL	19-17	517	27.2	102-201	.507	7-37	.189	89-112	.795	41-83-124	6.5	45-0	33	1.7	44	2	26	300	15.8





## PLAYER PROFILES

## 30 BRADY NICHOLSON

R-Freshman | Guard | 6-3 | 170  
Ash Grove, Mo. | Ash Grove HS



## SEASON HIGHS

Points	5	vs. Central Christian (12/17)
Rebounds	2	vs. Ecclesia (11/19)
Assists	3	vs. Central Christian (12/17)
Steals	--	--
Blocks	--	--
Field Goals	2	vs. Central Christian (12/17)
3-Pointers	1 2x, last vs. Central Christian (12/17)	
Free Throws	--	--
Minutes	9 2x, last vs. Central Christian (12/17)	

## CAREER HIGHS

Points	5	vs. Central Christian (12/17/25)
Rebounds	2	vs. Ecclesia (11/19/25)
Assists	3	vs. Central Christian (12/17)
Steals	--	--
Blocks	--	--
Field Goals	2	vs. Central Christian (12/17/25)
3-Pointers	1 2x, last vs. Central Christian (12/17/25)	
Free Throws	--	--
Minutes	9 2x, last vs. Central Christian (12/17/25)	

## PRODUCTION TRACKER

	2025-26	Career
5+ Points	1	1
10+ Points	--	--
5+ Rebounds	--	--
10+ Rebounds	--	--
3+ Offensive Rebounds	--	--
5+ Assists	--	--
10+ Assists	--	--
Double-Doubles	--	--
Multiple Blocks	--	--
Multiple Steals	--	--

## 2025-26

Nicholson made his Drury debut against Thomas More (Nov. 15), playing one minute in the Panthers' 71-59 victory over the Saints...also logged four minutes vs. Ecclesia (Nov. 19), handing out an assist and grabbing two rebounds...saw action in DU's win over Ozark Christian (Nov. 22), playing seven minutes...scored his first collegiate points at Quincy (Dec. 6), knocking down a three-pointer...tallied career bests of five points and three assists in Drury's win over Central Christian (Dec. 17).

## PERSONAL

Son of Jeremy and Lea Nicholson...born on March 10, 2006...father played collegiate basketball and football at Missouri State (2004-07)...plans to major in accounting at Drury.

## 2025-26 GAME-BY-GAME STATS

OPPONENT	DATE	START MIN	FG-FGA	PCT	3FG-FGA	PCT	FT-FTA	PCT	OFF	DEF	TOT	PF	A	T/O	BLK	STL	PTS
vs. Ohio Dominican	11/14							--DNP--									
vs. Thomas More	11/15	1	0-0	.000	0-0	.000	0-0	.000	0	0	0	0	0	0	0	0	0
Ecclesia College	11/19	9	0-3	.000	0-2	.000	0-2	.000	0	2	2	1	1	2	0	0	0
Ozark Christian College	11/22	7	0-5	.000	0-3	.000	0-0	.000	0	0	0	2	0	0	0	0	0
Concordia-St. Paul	11/25							--DNP--									
Central Missouri	11/26	2	0-0	.000	0-0	.000	0-0	.000	0	0	0	0	0	0	0	0	0
at Southwest Baptist	12/1							--DNP--									
at Truman State	12/4							--DNP--									
at Quincy	12/6	1	1-1	1.000	1-1	1.000	0-0	.000	0	0	0	0	0	0	0	0	3
Central Christian College	12/17	9	2-4	.500	1-3	.333	0-0	.000	0	0	0	0	3	0	0	0	5
Arkansas-Fort Smith	12/21							--DNP--									
Rockhurst	1/2							--DNP--									
William Jewell	1/4							--DNP--									
Missouri S&T	1/8							--DNP--									
Lincoln	1/10							--DNP--									
at Maryville	1/15							--DNP--									
at McKendree	1/17							--DNP--									
Ill. Springfield	1/22							--DNP--									
Indianapolis	1/24	1	0-0	.000	0-0	.000	0-0	.000	0	0	0	0	0	0	0	0	0
at Lewis	1/29																
at Upper Iowa	1/31																
Quincy	2/5																
Truman State	2/7																
at William Jewell	2/12																
at Rockhurst	2/14																
Southwest Baptist	2/19																
UMSL	2/26																
at Missouri S&T	2/28																

## CAREER STATS

SEASON	GP-GS	Min	Avg	FG-A	Pct	3FG-A	Pct	FT-A	Pct	Off-Def-Rebs	Avg	PF-FO	Ast	Avg.	TO	Blk	Stl	Pts	Avg
2025-26	7-0	30	4.3	3-13	.231	2-9	.222	0-2	.000	0-2-2	0.3	3-0	4	0.6	2	0	0	8	1.1
TOTAL	7-0	30	4.3	3-13	.231	2-9	.222	0-2	.000	0-2-2	0.3	3-0	4	0.6	2	0	0	8	1.1





PLAYER PROFILES

34 ALADJI GASSAMA

R-Senior | Forward | 6-8 | 215  
Bamako, Mali | De Smet Jesuit HS/Pepperdine



SEASON HIGHS

Points	16	vs. Central Christian (12/17)
Rebounds	7	at SBU (12/1)
Assists	1	vs. Ozark Christian (11/22)
Steals	1	at Quincy (12/6)
Blocks	4	vs. Ecclesia (11/19)
Field Goals	7	vs. Central Christian (12/17)
3-Pointers	--	--
Free Throws	5	vs. Rockhurst (1/2)
Minutes	20	vs. Ecclesia (11/19)

CAREER HIGHS

Points	16	vs. Central Christian (12/17/25)
Rebounds	9	vs. LIU (11/13/23)
Assists	2	vs. LIU (11/13/23)
Steals	1	4x, last at Quincy (12/6/25)
Blocks	4	vs. Ecclesia (11/19/25)
Field Goals	7	vs. Central Christian (12/17/25)
3-Pointers	-	-
Free Throws	5	2x, last vs. Rockhurst (1/2/26)
Minutes	23	vs. LIU (11/13/23)

PRODUCTION TRACKER

	2025-26	Career
5+ Points	4	8
10+ Points	--	--
5+ Rebounds	1	5
10+ Rebounds	--	--
3+ Offensive Rebounds	2	6
5+ Assists	--	--
10+ Assists	--	--
Double-Doubles	--	--
Multiple Blocks	3	4
Multiple Steals	--	--

2025-26

Gassama drew starting assignments in each of the Panthers' first two games of the season at the GLVC/G-MAC Conference Challenge (Nov. 14-15), averaging 15.5 minutes and 2.5 boards...blocked a career-best four shots and scored five points vs. Ecclesia (Nov. 19)...scored a season-high six points and grabbed four rebounds against Ozark Christian (Nov. 22)...grabbed a season-high seven rebounds at SBU (Dec. 1)...totalled a career-high 16 points on 7-of-9 shooting in the Panthers' win over Central Christian (Dec. 17)...tallied seven points, four rebounds and one block in a 104-98 win over Rockhurst (Jan. 2).

PERSONAL

Son of Mike and Chrissy Nardini...born on Nov. 2, 2001...majoring in fine arts at Drury.

2025-26 GAME-BY-GAME STATS

OPPONENT	DATE	START	MIN	FG-FGA	PCT	3FG-FGA	PCT	FT-FTA	PCT	OFF	DEF	TOT	PF	A	T/O	BLK	STL	PTS
vs. Ohio Dominican	11/14	*	12	0-1	.000	0-0	.000	0-0	.000	1	0	1	3	0	1	1	0	0
vs. Thomas More	11/15	*	19	0-0	.000	0-0	.000	1-2	.500	3	1	4	2	0	1	1	0	1
Ecclesia College	11/19	*	20	1-2	.500	0-0	.000	3-6	.500	1	1	2	2	0	2	4	0	5
Ozark Christian College	11/22	*	17	2-4	.500	0-0	.000	2-3	.667	1	3	4	0	1	1	0	0	6
Concordia-St. Paul	11/25		7	1-2	.500	0-0	.000	0-0	.000	1	0	1	0	0	2	1	0	2
Central Missouri	11/26		13	1-1	1.000	0-0	.000	3-4	.750	0	1	1	2	0	1	0	0	5
at Southwest Baptist	12/1	*	15	0-1	.000	0-0	.000	2-4	.500	4	3	7	1	0	1	1	0	2
at Truman State	12/4		7	0-2	.000	0-1	.000	2-2	1.000	1	0	1	3	0	2	1	0	2
at Quincy	12/6		9	1-2	.500	0-0	.000	0-2	.000	2	0	2	3	0	0	2	1	2
Central Christian College	12/17		11	7-9	.778	0-0	.000	2-4	.500	4	1	5	2	0	1	1	0	16
Arkansas-Fort Smith	12/21								--DNP--									
Rockhurst	1/2		16	1-4	.250	0-0	.000	5-6	.833	2	2	4	4	1	1	1	0	7
William Jewell	1/4		4	0-1	.000	0-0	.000	1-2	.500	0	0	0	1	0	0	0	0	1
Missouri S&T	1/8	*	14	2-5	.400	0-0	.000	0-0	.000	0	1	1	4	0	0	0	0	4
Lincoln	1/10	*	16	1-4	.250	0-0	.000	0-0	.000	2	2	4	4	0	1	0	0	2
at Maryville	1/15	*	9	1-3	.333	0-0	.000	0-0	.000	1	0	1	1	0	0	0	0	2
at McKendree	1/17	*	15	1-2	.500	0-0	.000	0-1	.000	1	3	4	3	0	2	2	0	2
Ill. Springfield	1/22								--DNP--									
Indianapolis	1/24		10	0-0	.000	0-0	.000	0-0	.000	0	0	0	5	0	0	0	1	0
at Lewis	1/29																	
at Upper Iowa	1/31																	
Quincy	2/5																	
Truman State	2/7																	
at William Jewell	2/12																	
at Rockhurst	2/14																	
Southwest Baptist	2/19																	
UMSL	2/26																	
at Missouri S&T	2/28																	

CAREER STATS \*at Pepperdine

SEASON	GP-GS	Min	Avg	FG-A	Pct	3FG-A	Pct	FT-A	Pct	Off-Def-Rebs	Avg	PF-FO	Ast	Avg.	TO	Blk	Stl	Pts	Avg
2022-23*	5-0	7	1.4	2-2	1.000	0-0	.000	0-0	.000	0-1-1	0.2	1-0	0	0.0	0	1	0	4	0.8
2023-24*	22-7	219	9.9	9-26	.346	0-0	.000	5-10	.500	19-17-36	1.6	38-1	5	0.2	12	3	2	23	1.0
2024-25	6-0	55	9.3	8-15	.533	0-0	.000	7-8	.875	6-11-17	2.8	10-0	2	0.3	4	1	1	23	3.8
2025-26	17-9	216	11.8	19-43	.442	0-1	.000	21-36	.583	24-18-42	2.5	40-1	2	0.1	16	15	2	59	3.5
TOTAL	50-16	497	9.9	38-86	.442	0-1	.000	33-54	.611	49-47-96	1.9	89-2	9	0.2	32	20	5	109	2.2



## PLAYER PROFILES

## 35 ISAIAH OTYALUK

R-Freshman | Forward | 6-7 | 175

Cary, N.C. | Word of God Christian Academy/Chattanooga



## SEASON HIGHS

Points	25	2x, last at Maryville (1/15)
Rebounds	3	4x, last at Maryville (1/15)
Assists	2	vs. Central Missouri (11/26)
Steals	1	5x, last at Maryville (1/15)
Blocks	2	4x, last at Maryville (1/15)
Field Goals	11	at Maryville (1/15)
3-Pointers	8	at McKendree (1/17)
Free Throws	2	3x, last vs. Missouri S&T (1/8)
Minutes	31	vs. UAFA (12/21)

## CAREER HIGHS

Points	25	2x, last at Maryville (1/15/26)
Rebounds	3	4x, last at Maryville (1/15/26)
Assists	2	vs. Central Missouri (11/26/25)
Steals	1	5x, last at Maryville (1/15/26)
Blocks	2	4x, last at Maryville (1/15/26)
Field Goals	11	at Maryville (1/15/26)
3-Pointers	8	at McKendree (1/17/26)
Free Throws	2	3x, last vs. Missouri S&T (1/8/26)
Minutes	31	vs. UAFA (12/21/25)

## PRODUCTION TRACKER

	2025-26	Career
5+ Points	9	9
10+ Points	6	6
5+ Rebounds	--	--
10+ Rebounds	--	--
3+ Offensive Rebounds	--	--
5+ Assists	--	--
10+ Assists	--	--
Double-Doubles	--	--
Multiple Blocks	4	4
Multiple Steals	--	--

## 2025-26

Otyaluk made his collegiate debut Nov. 15 in the Panthers' 71-59 win over Thomas More, playing 11 minutes and recording a key steal and dunk to help DU complete a perfect 2-0 weekend at the GLVC/G-MAC Conference Challenge...poured home 19 points on 7-of-10 shooting vs. Ecclesia (Nov. 19); knocked down 4-of-7 three-point attempts and blocked a pair of shots...totaled eight points, two boards and one steal against Ozark Christian (Nov. 22), a 90-62 DU victory...scored a career-best 25 points on 9-of-12 shooting -- including 6-of-8 from three-point range -- in his first collegiate start vs. Central Christian (Dec. 17)...tallied 13 points, three rebounds and two blocks vs. No. 20 Arkansas-Fort Smith (Dec. 21)...scored 20 points off the bench, including 16 second-half points vs. No. 16 Missouri S&T (Jan. 8)...matched his Drury career high with 25 points off the bench on 11-of-17 shooting at Maryville (Jan. 15); also equaled career bests with three rebounds and two blocks in the 82-68 win...followed that effort by going 8-of-10 from three-point range to total 24 points at McKendree (Jan. 17), finishing the week of Jan. 12-18 with a 24.5 ppg average.

## PERSONAL

Son of Hakeem and Gina Otyaluk...born on Jan. 13, 2005...plans to major in organizational and leadership communication at Drury.

## 2025-26 GAME-BY-GAME STATS

OPPONENT	DATE	START MIN	FG-FGA	PCT	3FG-FGA	PCT	FT-FTA	PCT	OFF	DEF	TOT	PF	A	T/O	BLK	STL	PTS
vs. Ohio Dominican	11/14								--DNP--								
vs. Thomas More	11/15	11	1-6	.167	0-3	.000	0-0	.000	1	1	2	1	0	0	0	1	2
Ecclesia College	11/19	23	7-10	.700	4-7	.571	1-1	1.000	0	2	2	3	0	1	2	1	19
Ozark Christian College	11/22	16	4-12	.333	0-6	.000	0-0	.000	1	1	2	2	0	0	0	1	8
Concordia-St. Paul	11/25								--DNP--								
Central Missouri	11/26	14	1-3	.333	0-2	.000	0-0	.000	0	1	1	0	2	0	0	0	2
at Southwest Baptist	12/1	2	0-0	.000	0-0	.000	0-0	.000	0	0	0	0	0	0	0	0	0
at Truman State	12/4	12	1-4	.250	0-3	.000	0-0	.000	0	0	0	2	0	1	0	0	2
at Quincy	12/6	12	0-2	.000	0-2	.000	2-2	1.000	0	2	2	0	0	0	0	0	2
Central Christian College	12/17	* 21	9-12	.750	6-8	.750	1-2	.500	1	2	3	0	0	1	0	1	25
Arkansas-Fort Smith	12/21	* 31	4-7	.571	3-5	.600	2-2	1.000	0	3	3	4	0	0	2	0	13
Rockhurst	1/2	* 16	0-5	.000	0-3	.000	0-1	.000	2	0	2	3	0	0	0	0	0
William Jewell	1/4	* 17	3-5	.600	1-2	.500	1-2	.500	0	2	2	1	0	4	2	0	8
Missouri S&T	1/8	24	7-13	.538	4-7	.571	2-2	1.000	1	2	3	0	0	2	1	0	20
Lincoln	1/10	18	3-6	.500	2-4	.500	0-0	.000	0	0	0	0	0	1	1	0	8
at Maryville	1/15	29	11-17	.647	3-8	.375	0-0	.000	2	1	3	0	1	1	2	1	25
at McKendree	1/17	22	8-11	.727	8-10	.800	0-0	.000	1	1	2	4	0	2	0	0	24
Ill. Springfield	1/22	17	2-3	.667	0-1	.000	0-0	.000	0	0	0	1	1	0	0	0	4
Indianapolis	1/24	14	2-3	.667	2-2	1.000	0-0	.000	0	0	0	0	1	0	1	1	6
at Lewis	1/29																
at Upper Iowa	1/31																
Quincy	2/5																
Truman State	2/7																
at William Jewell	2/12																
at Rockhurst	2/14																
Southwest Baptist	2/19																
UMSL	2/26																
at Missouri S&T	2/28																

## CAREER STATS

SEASON	GP-GS	Min	Avg	FG-A	Pct	3FG-A	Pct	FT-A	Pct	Off-Def-Rebs	Avg	PF-FO	Ast	Avg.	TO	Blk	Stl	Pts	Avg
2025-26	17-4	299	17.6	63-119	.529	33-73	.452	9-12	.750	9-18-27	1.6	21-0	5	0.3	13	11	6	168	9.9
TOTAL	17-4	299	17.6	63-119	.529	33-73	.452	9-12	.750	9-18-27	1.6	21-0	5	0.3	13	11	6	168	9.9





PLAYER PROFILES

43

GEZIM BAJRAMI

Junior | Forward/Center | 6-9 | 260

Tampere, Finland | Omnia Basketball Academy/Frank Phillips College



SEASON HIGHS		
Points	7	2x, last at Quincy (12/6)
Rebounds	4	vs. Central Christian (12/17)
Assists	3	at Quincy (12/6)
Steals	2	vs. Central Christian (12/17)
Blocks	1	vs. UAFS (12/21)
Field Goals	3	vs. Ecclesia (11/19)
3-Pointers	1	3x, last at Quincy (12/6)
Free Throws	2	at Quincy (12/6)
Minutes	20	at Quincy (12/6)

CAREER HIGHS		
Points	7	2x, last at Quincy (12/6/25)
Rebounds	4	vs. Central Christian (12/17/25)
Asists	3	at Quincy (12/6/25)
Steals	2	vs. Central Christian (12/17/25)
Blocks	2	vs. Air Force (11/10/23)
Field Goals	3	vs. Ecclesia (11/19/25)
3-Pointers	1	3x, last at Quincy (12/6/25)
Free Throws	4	at Columbia (11/21/23)
Minutes	21	at Pepperdine (11/13/23)

PRODUCTION TRACKER		
	2025-26	Career
5+ Points	3	5
10+ Points	--	--
5+ Rebounds	--	--
10+ Rebounds	--	--
3+ Offensive Rebounds	--	--
5+ Assists	--	--
10+ Assists	--	--
Double-Doubles	--	--
Multiple Blocks	--	1
Multiple Steals	1	1

2025-26

Bajrami made his Drury debut vs. Ecclesia (Nov. 19), going 3-of-4 from the floor to score seven points; also pulled down two rebounds and recorded an assist and a steal...scored three points and hauled in three rebounds against Ozark Christian (Nov. 22)...logged career highs of seven points and three assists at Quincy (Dec. 6)...grabbed a career-best four rebounds vs. Central Christian (Dec. 17).

PERSONAL

Son of Zymer and Hanife Bajrami...born on July 31, 2003...plans to major in business economics at Drury.

2025-26 GAME-BY-GAME STATS

OPPONENT	DATE	START MIN	FG-FGA	PCT	3FG-FGA	PCT	FT-FTA	PCT	OFF	DEF	TOT	PF	A	T/O	BLK	STL	PTS
vs. Ohio Dominican	11/14								--DNP--								
vs. Thomas More	11/15								--DNP--								
Ecclesia College	11/19	4	3-4	.750	1-2	.500	0-0	.000	0	2	2	1	1	0	0	1	7
Ozark Christian College	11/22	8	1-3	.333	1-2	.500	0-0	.000	2	1	3	1	1	0	0	0	3
Concordia-St. Paul	11/25								--DNP--								
Central Missouri	11/26	2	0-1	.000	0-1	.000	0-0	.000	0	0	0	0	0	0	0	0	0
at Southwest Baptist	12/1								--DNP--								
at Truman State	12/4								--DNP--								
at Quincy	12/6	20	2-6	.333	1-4	.250	2-2	1.000	0	2	2	1	3	1	0	1	7
Central Christian College	12/17	16	2-6	.333	0-2	.000	0-0	.000	0	4	4	2	2	1	0	2	4
Arkansas-Fort Smith	12/21	10	2-5	.400	0-3	.000	1-3	.333	1	2	3	3	1	0	1	1	5
Rockhurst	1/2	6	1-4	.250	0-0	.000	0-0	.000	2	1	3	2	0	1	0	0	2
William Jewell	1/4	3	0-0	.000	0-0	.000	0-0	.000	1	0	1	0	0	1	0	0	0
Missouri S&T	1/8	2	0-1	.000	0-0	.000	0-0	.000	0	0	0	0	0	0	0	0	0
Lincoln	1/10	7	0-1	.000	0-0	.000	1-2	.500	2	0	2	1	0	0	0	0	1
at Maryville	1/15								--DNP--								
at McKendree	1/17	5	0-1	.000	0-0	.000	0-0	.000	1	1	2	1	0	1	0	0	0
Ill. Springfield	1/22								--DNP--								
Indianapolis	1/24								--DNP--								
at Lewis	1/29																
at Upper Iowa	1/31																
Quincy	2/5																
Truman State	2/7																
at William Jewell	2/12																
at Rockhurst	2/14																
Southwest Baptist	2/19																
UMSL	2/26																
at Missouri S&T	2/28																

CAREER STATS \*at LIU

SEASON	GP-GS	Min	Avg	FG-A	Pct	3FG-A	Pct	FT-A	Pct	Off-Def-Rebs	Avg	PF-FO	Ast	Avg.	TO	Blk	Stl	Pts	Avg
2023-24*	16-2	158	9.9	7-34	.206	0-4	.000	11-22	.500	6-13-19	1.2	26-1	3	0.2	5	4	2	25	1.6
2025-26	11-0	83	7.5	11-32	.344	3-14	.214	4-7	.571	9-13-22	2.0	12-0	8	0.7	5	1	5	29	2.6
TOTAL	27-2	242	9.0	18-66	.273	2-18	.167	15-29	.517	15-26-41	1.5	38-1	11	0.4	10	5	7	54	2.0





## TV/RADIO ROSTER




**COLIN HARDRICK**  
G • RSo. • Milwaukee, Wis.



**ZACH HOWELL**  
G/F • RJr. • Springfield, Mo.



**KEION EPPS**  
G • Fr. • Springfield, Mo.



**KEVIN SARGEANT**  
F • Fr. • Missouri City, Texas



**BRENLEY HAGEWOOD**  
G • Fr. • Republic, Mo.



**WYATT CARR**  
G • Fr. • Lebanon, Mo.



**LUKE STUBBS**  
G • Jr. • Kansas City, Mo.



**HOGAN SMITH**  
F • RFr. • Springfield, Mo.



**KANON GIPSON**  
G • RJr. • Rogersville, Mo.



**KESHAUN THOMAS**  
F • Fr. • Quincy, Ill.



**BRADY NICHOLSON**  
G • RFr. • Ash Grove, Mo.



**ALADJI GASSAMA**  
F • RSr. • Bamako, Mali




**ISAIAH OTYALUK**  
F • RFr. • Cary, N.C.



**GEZIM BAJRAMI**  
F/C • Jr. • Tampere, Finland



**CHRIS FOSTER**  
Head Coach



**SAM BRISCOE**  
Assistant Coach



**BRIAN PEARSON**  
Assistant Coach

