

25
26

Drury



M E N ' S B A S K E T B A L L



2025-26 SCHEDULE

RECORD

4-4

GLVC	0-2
NON-CONFERENCE	4-2
HOME	2-2
AWAY	0-2
NEUTRAL	2-0

DATE	OPPONENT	TIME/RESULT
Nov. 14	vs. Ohio Dominican [^]	W, 70-65
Nov. 15	vs. Thomas More [^]	W, 71-59
Nov. 19	Ecclesia College	W, 108-68
Nov. 22	Ozark Christian College	W, 90-62
Nov. 25	(RV) Concordia-St. Paul [#]	L, 83-94
Nov. 26	Central Missouri [#]	L, 67-89

Dec. 1	at Southwest Baptist*	L, 59-76
Dec. 4	at Truman State*	L, 79-86
Dec. 6	at Quincy*	3 PM
Dec. 17	Central Christian College	6 PM
Dec. 21	Arkansas-Fort Smith	1 PM

Jan. 2	Rockhurst*	7:45 PM
Jan. 4	William Jewell*	3 PM
Jan. 8	Missouri S&T*	7:45 PM
Jan. 10	Lincoln*	3 PM
Jan. 15	at Maryville*	7:30 PM
Jan. 17	at McKendree*	3 PM
Jan. 22	Illinois Springfield*	7:45 PM
Jan. 24	Indianapolis*	3 PM
Jan. 29	at Lewis*	7:30 PM
Jan. 31	at Upper Iowa*	3 PM

Feb. 5	Quincy*	7:45 PM
Feb. 7	Truman State*	3 PM
Feb. 12	at William Jewell*	7:30 PM
Feb. 14	at Rockhurst*	2 PM
Feb. 19	Southwest Baptist*	7:45 PM
Feb. 26	UMSL*	7:45 PM
Feb. 28	at Missouri S&T*	3 PM

Mar. 5-8	at GLVC Tournament [%]	TBA
----------	---------------------------------	-----

Schedule Key

[^]GLVC/G-MAC Challenge (Elsah, Ill.)[#]DoubleTree by Hilton Thanksgiving Classic[%]GLVC Tournament (St. Louis, Mo.)

*GLVC Game

Home games in **bold**

All Times Central

DRURY (4-4, 0-2 GLVC) at QUINCY (3-4, 0-2 GLVC)

GAME 9 | Saturday, Dec. 6 | 3 p.m. | Pepsi Arena (2,000) | Quincy, Ill. | Watch: GLVC SN | Audio: DU All-Access



DRURY PANTHERS

Season Record: 4-4, 0-2 GLVC

Head Coach: Chris Foster

Record at Drury: 52-65 (5th)

Career Record: 169-145 (12th)

AT

QUINCY HAWKS

Season Record: 3-4, 0-2 GLVC

Head Coach: Brad Hoyt

Record at QU: 13-22 (2nd)

Career Record: 40-84 (5th)



PROJECTED STARTERS*

DRURY

No.	Pos.	Player	Ht.	Wt.	Yr.	Hometown	PPG	RPG	APG	SPG	FG%	FT%
0	G	Colin Hardrick	6-3	170	RSO.	Milwaukee, Wis.	15.9	7.1	2.5	1.5	.423	.600
1	G	Zach Howell	6-5	210	RJr.	Springfield, Mo.	15.6	5.1	2.6	2.0	.461	.826
3	G	Keion Epps	6-0	175	Fr.	Springfield, Mo.	8.2	2.6	6.2	2.0	.516	.500
13	G	Luke Stubbs	6-3	190	Jr.	Kansas City, Mo.	5.8	2.0	1.7	0.3	.405	.333
24	F	KeShaun Thomas	6-6	225	Fr.	Quincy, Ill.	15.3	5.8	1.8	1.6	.473	.838

QUINCY

No.	Pos.	Player	Ht.	Wt.	Yr.	Hometown	PPG	RPG	APG	SPG	FG%	FT%
0	G	Camren Kincaid	6-3	-	Sr.	Springfield, Ill.	13.3	4.0	3.4	0.4	.478	.710
20	G	Max Booher	6-4	-	Sr.	Greenwood, Ind.	13.9	2.6	0.6	0.1	.452	1.000
22	F	Jakeb Wallingford	6-9	-	Jr.	Quincy, Ill.	7.7	7.0	0.4	0.6	.550	.450
42	G	Tiernan Stynes	6-6	-	So.	Point Cook, Australia	16.0	4.6	2.9	1.9	.551	.714
44	F	Ethan Bolton	6-8	-	Fr.	Melbourne, Australia	9.6	6.0	1.4	0.3	.706	.833

(*Based on previous game's starters)

SETTING THE SCENE

- **Drury men's basketball** will be looking to stop a four-game slide when it wraps up a three-game road swing Saturday (Dec. 6) against **Quincy** in a 3 p.m., Great Lakes Valley Conference contest at Pepsi Arena.
- The Panthers bring a 31-24 all-time record vs. Quincy into Saturday's game; DU and QU split two games last season, with the Panthers claiming a 90-72 victory in Quincy (Feb. 8) after the Hawks registered a 92-59 rout in Springfield (Dec. 5).
- Drury has dropped four consecutive contests after starting the season 4-0, including road setbacks at SBU (Dec. 1) and Truman State (Dec. 4) in its first two GLVC contests of the season.
- Quincy also enters the game in search of its first conference win following home losses to Upper Iowa (Dec. 1) and Missouri S&T (Dec. 4).

PANTHERS IN THE RANKINGS

- The Panthers rank among the GLVC's top clubs in a number of categories, including rebounding (37.9) and steals (10.0) per game, ranking second in each category.
- DU ranks third in blocked shots (3.5) and fourth in turnover margin (1.8).
- Individually, **Keion Epps'** 6.2 assists per game is the top average in the GLVC.
- **Zach Howell** leads the GLVC in steals (16) and ranks second in the conference (and 15th nationally) in three-point field goals made (24).
- Howell ranks fifth in the GLVC in three-point percentage (.414).
- **Colin Hardrick** ranks fourth in the GLVC in total rebounds (57) and field goals made (47).
- **Aladji Gassama** ranks fourth in the conference in total blocks (9).

BY THE NUMBERS

116

TOTAL VICTORIES FOR QUINCY HIGH during DU freshman **KeShaun Thomas's** prep career as a Blue Devil...set the QHS single-game record with 25 rebounds in a Dec. 2024 contest.

DU GAMES SINCE A PANTHER RECORDED NINE ASSISTS in a single contest until freshman **Keion Epps** did so Thursday at Truman...Logan Applegate was the last DU player to do so on March 2, 2024.

35

45

COMBINED DOUBLE-DIGIT SCORING GAMES by the duo of **Colin Hardrick** and **Zach Howell**...The tandem has topped the 20-point mark a combined 11 times in DU's 35 games since the start of 2024-25.

AVERAGE NUMBER OF OFFENSIVE REBOUNDS per game for the Panthers...DU leads the GLVC with its 13.8-offensive board average, led by **Colin Hardrick's** 2.1 off. rpg. average.

14

80

TOTAL STEALS RECORDED BY THE PANTHERS through the first eight games of the season...DU ranks second in the GLVC and 43rd nationally with its average of 10.0 steals per game.

CONSECUTIVE DOUBLE-FIGURE SCORING performances for sophomore guard **Colin Hardrick**, dating back to Feb. 27, 2025...Hardrick has made 35 straight starts for the Panthers as well.

10



QUICK FACTS

THE BASICS

Location: Springfield, Missouri
Founded: 1873
Conference: Great Lakes Valley
Enrollment: 2,273
Colors: Scarlet and Gray
Nickname: Panthers
Mascot: Pouncer
University President: Dr. Jeff Frederick
Faculty Athletics Rep: Dr. Charles Taylor
Director of Athletics: Nyla Milleson
Athletic Department Phone: (417) 873-7265

FACILITY FACTS

O'Reilly Family Event Center
Capacity: 2,850
Record in Arena: 176-45 (.796)

CREDENTIALS

Outlets interested in obtaining credentials to cover Drury basketball home games must apply for credentials via DruryPanthers.com.

Applications for single-game credentials should be submitted at least five days in advance of the game(s) one plans to cover.

MEDIA AVAILABILITY

Drury basketball coaches and student-athletes are available for interviews postgame and throughout the week upon request. Please coordinate all media inquiries through the team's designated sports contact.


MEDIA RELATIONS STAFF



ERIC DOENNIG
Associate A.D. for Media Relations
C: 417.430.6680
O: 417.873.7272
E: edoennig@drury.edu
Contact: MBB, VB, BASE, SWIM



HUDSON HARKNESS
Assistant Director, Media Relations
C: 231.720.5031
O: 417.873.6382
E: hharkness@drury.edu
Contact: WBB, WSOC, SB, TEN, GOLF, STUNT



JOSH CLARK
Graduate Assistant
C: 402.871.1897
O: 417.873.7349
E: jjclark032@drury.edu
Contact: MSOC, XC, TRI, TF, WREST



2025-26 DRURY PANTHERS

NO.	NAME	POS.	HT.	WT.	YR.	HOMETOWN / PREVIOUS SCHOOL(S)
0	Colin Hardrick	G	6-3	170	RSO.	Milwaukee, Wis. / Wauwatosa West / We Are United Prep
1	Zach Howell	G/F	6-5	210	RJr.	Springfield, Mo. / Catholic / Milwaukee
3	Keion Epps	G	6-0	175	Fr.	Springfield, Mo. / Central
4	Kevin Sargeant	F	6-5	200	Fr.	Missouri City, Texas / Thurgood Marshall
10	Brenley Hagewood	G	6-0	165	Fr.	Republic, Mo. / Republic
11	Wyatt Carr	G	6-5	170	Fr.	Lebanon, Mo. / Lebanon
13	Luke Stubbs	G	6-3	190	RJr.	Kansas City, Mo. / Liberty
14	Ethan Whatley	G	6-2	175	Sr.	Ozark, Mo. / Ozark
20	Hogan Smith	F	6-5	175	RFr.	Springfield, Mo. / Kickapoo
23	Kanon Gipson	G	6-3	180	RJr.	Rogersville, Mo. / Logan-Rogersville / Missouri State
24	KeShaun Thomas	F	6-6	225	Fr.	Quincy, Ill. / Quincy
30	Brady Nicholson	G	6-3	170	RFr.	Ash Grove, Mo. / Ash Grove
34	Aladji Gassama	F	6-8	215	RSr.	Bamako, Mali / De Smet Jesuit / Pepperdine
35	Isaiah Otyaluk	F	6-7	175	RFr.	Cary, N.C. / Word of God Academy / Chattanooga
43	Gezim Bajrami	F/C	6-9	260	Jr.	Tampere, Finland / Omnia / Frank Phillips College

STAFF

Head Coach: Chris Foster
Record at Drury: 52-64 (5th Season)
Overall Record: 169-144 (12th Season)

Assistant Coach: Sam Briscoe

Assistant Coach: Brian Pearson

Student Assistants: Leo Gomes,
Jamarion Bradford

PRONUNCIATION GUIDE

Colin Hardrick..... CALL-un HARD-rick
Kevin Sargeant..... SAR-gent
Brenley Hagewood..... HAYG-wood
Kanon Gipson..... CAN-un
KeShaun Thomas..... KEY-shawn
Aladji Gassama..... uh-LODGE-ee gah-SAW-mah
Isaiah Otyaluk..... oh-TEE-uh-luke
Gezim Bajrami..... Geh-zim bah-RAH-me

BREAKDOWN BY LOCATION

By Country..... United States (14), Finland (1), Mali (1)
By State..... Missouri (9), Illinois (1), North Carolina (1),
..... Texas (1), Wisconsin (1)

BREAKDOWN BY CLASS

Seniors..... 2
Juniors..... 4
Sophomores..... 1
Freshman..... 8

BREAKDOWN BY POSITION

Center..... 1
Forward..... 5
Guard..... 9



THE MATCHUP

SERIES HISTORY

- Drury brings a 31-24 overall series edge against Quincy into Saturday's game.
- The Hawks and Panthers split last year's season series, with Quincy running away with a 92-59 win in Springfield on Dec. 5, 2024, before DU returned the favor with a 90-72 win in Quincy on Feb. 8, 2025.
- Quincy has gotten the better of Drury in recent meetings, with the Hawks claiming six of the last seven games in the series dating back to 2019-20.

ABOUT QUINCY

- Quincy enters Saturday's game 3-4 overall and 0-2 in GLVC play under second-year head coach Brad Hoyt.
- The Hawks posted wins over Cedarville, Hannibal-LaGrange and Pittsburg State as part of their 3-2 start to the season.
- Like Drury, Quincy has dropped its first two GLVC contests this week, suffering a 96-92 overtime loss to Upper Iowa on Monday, before losing an 82-72 contest to No. 5 Missouri S&T on Thursday in Quincy.
- QU is averaging 81.4 points per game, while allowing 77.1 points through its first seven contests.
- The Hawks are shooting .511 as a team, led by Tiernan Stynes' 16.0 ppg average and .551 field goal percentage.
- Three additional Hawks are averaging double figures, led by Max Booher's 13.9 ppg average.
- Jakeb Wallingford leads the club in rebounding (7.0) and blocks (1.7) per game.

HEAD COACH BRAD HOYT

- Head coach Brad Hoyt enters Saturday's game 13-22 as the Hawks' bench boss and 40-84 overall in his fifth season as a collegiate head coach.
- Hoyt took the reins in Quincy after compiling a 269-156 record at John Wood Community College; he also served as head coach at NAIA Culver-Stockton for three seasons (2005-08).

QUINCY STATISTICAL LEADERS

SCORING	G	PTS.	PPG
Tiernan Stynes	7	112	16.0
Ethyn Brown	2	28	14.0
Max Booher	7	97	13.9

REBOUNDING	G	REB.	RPG
Jakeb Wallingford	7	49	7.0
Ethan Bolton	7	42	6.0

ASSISTS	G	AST.	APG
Camren Kincaid	7	24	3.4
Tiernan Stynes	7	20	2.9

STEALS	G	STL.	SPG
Ethyn Brown	2	5	2.5
Tiernan Stynes	7	13	1.9

BLOCKS	G	BLK.	BPG
Jakeb Wallingford	7	12	1.7
Ethan Bolton	7	4	0.6

3-POINT FG	G	3FG-A	PCT.
Lorenzo McMillion	7	6-9	.667
Camren Kincaid	7	7-14	.500
Ethan Bolton	7	4-9	.444

ABOUT DRURY

- DU is coming off back-to-back winning seasons for the first time since 2019-21 after going 14-13 a year ago and 15-13 in 2023-24.
- DU posted its first 4-0 start in six years, with wins over Ohio Dominican, Thomas More, Ecclesia and Ozark Christian.
- As a team, the Panthers are scoring at a 78.4 ppg clip, while allowing an average of 74.9 points per outing.
- Drury is paced by an offense that features three double-figure scorers, led by sophomore guard **Colin Hardrick** (15.9) and junior guard **Zach Howell** (15.6 ppg).
- Howell is DU's leading returning scorer, while Hardrick earned GLVC All-Freshman and All-Defensive team honors last winter after averaging 10.2 points, 6.7 boards and 2.0 steals per outing.
- Junior guard **Luke Stubbs** has returned from an injury that sidelined him for the majority of the 2024-25 season, making five starts and averaging 5.8 points per outing to date.
- Several talented newcomers have contributed significantly in their first three weeks as Panthers: freshman **KeShaun Thomas** (15.3 ppg) has been a dominant force in the paint, scoring in double-figures in seven of the Panthers' eight games, including a pair of double-doubles; fellow rookie **Keion Epps** is averaging 8.2 points as the Panthers' fourth-leading scorer, in addition to a GLVC-best 6.2 assist-per-game average.

HEAD COACH CHRIS FOSTER

- Now in his fifth season as head coach of the Panthers, **Chris Foster** brings a 52-65 record as DU's mentor.
- The Ironton, Mo., native has compiled a 169-145 overall record in his 12 seasons as a collegiate head coach -- all at the NCAA Division II level within the Great Lakes Valley Conference.
- Prior to accepting the Drury head position, Foster spent three seasons at McKendree, leading the Bearcats to a 34-40 mark.
- Foster, a UNI graduate, began his head coaching career with a successful four-year stint at Truman State, where he led the Bulldogs to 20-win seasons each year.

DRURY STATISTICAL LEADERS

SCORING	G-GS	PTS.	PPG
Colin Hardrick	8-8	127	15.9
Zach Howell	8-8	125	15.6
KeShaun Thomas	8-7	122	15.3

REBOUNDING	G-GS	REB.	RPG
Colin Hardrick	8-8	57	7.1
KeShaun Thomas	8-7	46	5.8

ASSISTS	G-GS	AST.	APG
Keion Epps	5-2	31	6.2
Zach Howell	8-8	21	2.6

STEALS	G-GS	STL.	SPG
Keion Epps	5-2	10	2.0
Zach Howell	8-8	16	2.0

BLOCKS	G-GS	BLK.	BPG
Aladji Gassama	8-5	9	1.1
Kevin Sargeant	4-0	4	1.0

3-POINT FG	G-GS	3FG-A	PCT.
Keion Epps	5-2	7-14	.500
Zach Howell	8-8	24-58	.414
Ethan Whatley	8-0	9-26	.346

DRURY HONORS

Colin Hardrick

- 2024-25 GLVC All-Freshman Team
- 2024-25 GLVC All-Defensive Team

Zach Howell

- 2024-25 CSC Academic All-District
- 2024-25 Academic All-GLVC

Hogan Smith

- 2024-25 Academic All-GLVC

Luke Stubbs

- 2024-25 Academic All-GLVC
- 2022-23 Academic All-GLVC

Ethan Whatley

- 2024-25 Academic All-GLVC
- 2023-24 Academic All-GLVC
- 2022-23 Academic All-GLVC

FOLLOW THE PANTHERS

- Fans may follow the Panthers through the **GLVC Sports Network** (subscription required), where contests will be streamed live throughout the regular season.
- New for the 2025-26 academic year, viewing access to live broadcasts from GLVC regular-season and postseason contests will be available via monthly subscription (\$30) or annual subscription (\$140). Single-event access can also be purchased for \$15.
- Fans can also stay connected with the Panthers through the **Drury Basketball Coaches Radio Shows**. The DU weekly radio shows will air Tuesday nights at 6 p.m., beginning Nov. 4 and continuing throughout the season from The Pitch Pizza & Pub in Springfield and streaming live on **DU All-Access**.

LISTEN ONLINE THROUGH DU ALL-ACCESS

- All Drury men's and women's basketball games in 2025-26 will be broadcast online through the **DU All-Access** button via DruryPanthers.com (or by scanning the QR code).
- Fans may access the audio streams by visiting the schedule pages for the Panthers and selecting the "Listen" link, or via the DU All Access button located on the home page.



DRURY BASKETBALL LUNCHEONS

- Drury will also host seven **Basketball Luncheons** inside Plaster Gallery/The Lair, located in the O'Reilly Family Event Center.
- The luncheons will feature both DU head coaches, as well as select members of the Panthers and Lady Panthers squads.
- The cost of each 11:30 a.m., luncheon is \$13, with the first gathering slated for Monday, Nov. 10, and additional luncheons scheduled subsequently on Nov. 24, Dec. 8, Jan. 12, Jan. 26, Feb. 9 and Feb. 23.



NOTEWORTHY

PANTHER HOMECOMING

- Drury freshman **KeShaun Thomas** has made himself quite at home in the Panthers' starting lineup in just eight career games, but the Quincy native will experience a true homecoming Saturday when he returns for his first collegiate game in his hometown.
- Thomas was a mainstay for Quincy High School, shattering the school's career rebounding mark (938), including a school single-game record of 25 boards in a game last December.
- He helped QHS to a pair of Illinois 4A sectional titles and was a third-team All-State honoree, finishing his prep career with 1,447 points for the Blue Devils.
- As a Panther, Thomas has turned in a pair of 20+ point performances, including a 27-point, 10-rebound effort vs. Concordia-St. Paul (Nov. 25) and a 24-point outing Thursday at Truman State.
- Through his first eight games at DU, Thomas is averaging 15.3 points and 5.8 rebounds while shooting .473 from the floor and a team-leading .838 from the foul line.

ROOKIE NO MORE

- Drury sophomore guard **Colin Hardrick** will look to make an even bigger splash in his second year on the court for the Panthers, despite a standout rookie campaign that netted the Milwaukee native GLVC All-Freshman and All-Defensive Team honors.
- Hardrick led the GLVC in steals (2.0 spg), while pacing the Panthers in rebounding (6.7 rpg) and assists (2.7 apg), in addition to scoring at a 10.2 ppg clip.
- The Milwaukee native has picked up right where he left off, bringing a team-leading 15.9 ppg scoring average and 7.1 rpg average into Saturday's game.
- Hardrick ranks fourth in the GLVC in field goals (47) and total rebounds (57), while his scoring average is sixth overall.

A FINE HOW-ELL DO YOU DO

- The other multi-faceted half of Drury's potent 1-2 punch, junior guard/forward **Zach Howell**, also turned in a memorable debut season in Scarlet and Gray last winter.
- Like Hardrick, Howell hit the ground running in the first three weeks of the new season, bringing an average of 15.6 points per outing into Saturday's game.
- Howell tallied a season-best 21-point performance vs. Ecclesia (Nov. 19), then added a game-high 19 points in DU's win over Ozark Christian (Nov. 22), going 5-of-9 from three-point range.
- So far in 2025-26, Howell ranks among the GLVC leaders in scoring, assists (2.6), steals (2.0), assist-turnover ratio (1.5), three-point field goals made (24) and three-point shooting percentage (.414).
- Last season the Springfield native averaged 13.2 points and 4.6 rebounds per outing following his return home after competing for two seasons at Division-I Milwaukee.
- Howell was not only the Panthers' top long-distance threat with his team-best 72 3-point field goal makes, but also DU's No. 2 rebounder to go along with the team's fourth-best steal (23) total.

PANTHERS CENTURY CLUB

- Drury topped the century mark in scoring with its 108-68 win over Ecclesia (Nov. 19), marking the first time the Panthers have done so since a 106-point effort vs. University of the Ozarks on Dec. 5, 2023.
- DU's 108 points marked its best offensive output since a 118-74 win over Missouri S&T on Jan. 13, 2018.
- The victory also marked the third 100+ point total for the Panthers under **Chris Foster**.

NEW PANTHERS PROVIDE A LIFT

- Drury's talented eight-man 2025 recruiting class has made an immediate impact for the Panthers over the first seven games.
- Freshman **KeShaun Thomas** has asserted himself in the Panthers' lineup, starting his DU career with seven double-digit point totals in eight games; he logged back-to-back double-doubles vs. Ozark Christian (Nov. 22) and Concordia-St. Paul (Nov. 25).
- Like Thomas, freshman guard **Keion Epps** has shown off his diverse skill set early in his DU career and brings the top season assist average (6.2) in the GLVC into Saturday's game.
- Additionally, the freshman duo of **Isaiah Otyaluk** and **Kevin Sargeant** have each turned in memorable contributions over the first three weeks of their Drury careers; Otyaluk scored 19 points on 7-of-10 shooting vs. Ecclesia (Nov. 19), while Sargeant is averaging 5.0 rebounds, 1.5 steals and 1.0 blocks to date.

OFF AND RUNNING

- Drury posted its first 4-0 start since 2019-20, thanks in large part to a balanced and consistent offensive attack that averaged 84.8 points per game over the same stretch.
- DU picked up wins in its first two games at the GLVC/G-MAC Conference Challenge (Nov. 14-15), marking the third time in four years under head coach **Chris Foster** the Panthers have accomplished the feat.
- The Panthers have enjoyed balanced contributions from up and down its roster, highlighted by a combined total of 26 different double-digit scoring performances through eight games.
- Additionally, eight different newcomers have combined to score 282 points through eight games, led by freshman **KeShaun Thomas's** 15.3 ppg average.

GLVC GAINS

- Drury has produced positive gains in the Great Lakes Valley Conference regular season over the past two seasons, including a nine-win league season a year ago that gave the Panthers their top GLVC total in four years.
- The Panthers have increased their conference win total in each of the last two seasons, improving from a 5-15 slate and a 12th place finish in 2022-23 to a 10th-place showing and an 8-12 record in 2023-24 to last year's 9-11 mark and ninth-place effort.
- Overall, the Panthers won a total of 29 games with their back-to-back winning seasons, marking their best two-year stretch since 2019-20 and 2020-21 (31-19).

DRURY TABBED FIFTH IN GLVC PRESEASON POLL

- Drury was tabbed fifth in the GLVC 2025-26 Men's Basketball Preseason Coaches' Poll.
- Sophomore guard **Colin Hardrick** is Drury's lone returning All-GLVC performer after the Milwaukee native averaged 10.2 points, 6.7 rebounds and a league-best 2.0 steals per outing in 2024-25 to earn All-Freshman and All-Defensive Team honors.
- The Panthers went 9-11 to tie for ninth in the GLVC regular-season standings last season.
- Drury received 121 points in the poll, finishing behind preseason favorite Missouri S&T (196), Lincoln (174), UMSL (161) and Rockhurst (141).

GAME-BY-GAME STARTERS

OPP.	G	G	G	G/F	F
ODU	Hardrick	Howell	Nichols	Stubbs	Gassama
TMU	Hardrick	Howell	Nichols	Thomas	Gassama
EC	Hardrick	Howell	Nichols	Thomas	Gassama
OCC	Hardrick	Howell	Nichols	Thomas	Gassama
CSP	Hardrick	Howell	Nichols	Stubbs	Thomas
UCM	Hardrick	Howell	Nichols	Stubbs	Thomas
SBU	Hardrick	Howell	Epps	Stubbs	Gassama
TSU	Hardrick	Howell	Epps	Stubbs	Thomas
QU					
CCC					
UAFS					
RU					
WJC					
MoS&T					
Lincoln					
MU					
McK					
UIS					
UIndy					
Lewis					
UIU					
QU					
TSU					
WJC					
RU					
SBU					
UMSL					
MoS&T					

GAMES STARTED AT DRURY

	STREAK	25-26	CAREER	GLVC
Colin Hardrick	35	8	35	22
Zach Howell	8	8	34	21
Avante Nichols	--	6	6	--
Keion Epps	2	2	2	2
Kevin Sargeant	--	--	--	--
Brenley Hagewood	--	--	--	--
Wyatt Carr	--	--	--	--
Luke Stubbs	4	5	6	3
Ethan Whatley	--	--	--	--
Hogan Smith	--	--	--	--
Kanon Gipson	--	--	2	2
KeShaun Thomas	1	6	6	1
Brady Nicholson	--	--	--	--
Sekou Gassama	--	5	5	1
Isaiah Otyaluk	--	--	--	--
Gezim Bajrami	--	--	--	--

GLVC
CREATE YOUR
LEGACY



HEAD COACH



CHRIS FOSTER

5th Season at Drury

CAREER SUMMARY

Overall Record: 169-145 (12th)
 Drury Record: 52-65 (5th)
 Conference Games (regular season): 102-105
 Non-Conference Games (regular season): 61-33
 Conference Tournament: 6-6
 NCAA Tournament: 0-2

CAREER HEAD COACHING RECORD

Year	School	Overall	Conference
2014-15	Truman State	20-10	11-7
2015-16	Truman State	21-9	12-6
2016-17	Truman State	22-10	12-6
2017-18	Truman State	20-11	13-5
2018-19	McKendree	9-18	5-13
2019-20	McKendree	15-13	10-10
2020-21	McKendree	10-9	10-8
2021-22	Drury	10-16	7-10
2022-23	Drury	9-19	5-15
2023-24	Drury	15-13	8-12
2024-25	Drury	14-13	9-11
2025-26	Drury	4-4	0-2
Totals	12 seasons	169-145	102-105
Drury	5 seasons	52-65	29-50
McKendree	3 seasons	34-40	25-31
Truman St.	4 seasons	83-40	48-24

FOSTER vs. GLVC

TEAM	ALL	DU	McK	TSU
Drury	4-5	--	1-3	4-2
Ill. Springfield	9-7	2-5	3-2	4-0
Indianapolis	4-10	1-4	2-3	1-3
Lewis	6-10	2-3	2-3	2-4
Lincoln	0-1	0-1	0-0	0-0
Maryville	11-4	4-2	2-2	5-0
McKendree	7-2	3-2	--	4-0
Missouri S&T	9-8	3-5	2-2	4-1
UMSL	7-10	2-4	2-3	3-3
Quincy	9-8	1-5	2-1	6-2
Rockhurst	11-7	3-4	2-2	6-1
SBU	4-5	3-4	1-1	0-0
Truman St.	1-7	1-5	0-2	--
Upper Iowa	1-2	1-2	0-0	0-0
William Jewell	11-4	2-4	2-0	7-0
*Former members	13-22	1-0	4-8	8-14
TOTAL	107-112	29-50	25-32	54-30

*includes W-L totals vs. former GLVC members Lindenwood, Southern Indiana, Bellarmine, Saint Joseph's and Wisconsin-Parkside.

Chris Foster begins his fifth season at the helm of the Drury men's program and his 12th year overall as a collegiate head coach in 2025-26. Foster's rebuilding efforts at Drury have taken root over the past two seasons, as the Panthers posted their second consecutive winning season in 2024-25.

DU's growth over the past two winters has been evident on the court, as four different Panthers have earned All-Great Lakes Valley Conference honors, including sophomore guard **Colin Hardrick**. One of the conference's top all-around talents, Hardrick led the GLVC in steals while averaging 10.2 points and ranking among the league's top 10 players in rebounding to earn All-Freshman and All-Defensive Team honors.

The Panthers' 14-win season last year followed a breakthrough 2023-24 campaign that saw Drury post a 15-13 record, marking a six-game improvement from the previous year. The Panthers featured All-Great Lakes Valley Conference selection Logan Applegate, while Brock Wakefield was named to the All-Defensive team, and Juok Riak was selected for the All-Freshman squad.

Foster was named Drury's head coach on March 23, 2021, and arrived from McKendree, where he led the fellow GLVC program for three years. In 2020-21, he guided the Bearcats to their best finish ever in the GLVC as McKendree went 10-8 in the conference and ended the year in fourth place overall. The previous season, Foster put together the program's first-ever above .500 season at the NCAA-II level as the Bearcats went 15-13 and 10-10 in the conference.

Before his stint at McKendree, he was the head coach at Truman State, also a GLVC member, where he not only turned the Bulldogs around, but also laid the foundation for a program that has been one the best in Division II, as Truman advanced to the Elite Eight and was ranked as high as No. 2 in the nation in 2021.

Foster spent four seasons as Truman State's head coach putting together a record of 83-40. His team reached the NCAA-II tournament in 2017 and 2018, and their 2017 trip was their first national tourney berth in 11 years. While at Truman State, Foster recruited and signed four-time All-GLVC selection Brodrick Thomas, who reached the NBA with the Boston Celtics, Cleveland Cavaliers, and Houston Rockets.

Foster is the 20th head coach in Drury's 118-year history as a men's basketball program, and he is only the eighth man to fill the role since 1965.

Prior to becoming head coach at Truman State, Foster was the associate head coach and recruiting coordinator for the Bulldogs.

Originally from Ironton, Mo., Foster played college basketball for Northern Iowa, was an All-Freshman selection in the Missouri Valley Conference, and scored more than 1,000 points in his collegiate career. He was a part of NCAA tournament teams in 2004 and 2005, and currently ranks 44th on Northern Iowa's all-time scoring list.

Foster stayed at UNI to serve as a graduate assistant, then transitioned to director of basketball operations for the Panthers. After coaching at the high school level, he returned to his alma mater to rejoin the coaching staff as video coordinator in 2011.

Foster is 169-145 in 12 seasons as a collegiate head coach. His 2018 Truman State squad was the GLVC's co-West Division champion, and three of his teams have won the conference's Sportsmanship Award.

He and his wife, Kylie, have three children – son Jase, and daughters Avery and Riley.



NEW LOOK STAFF FOR 2025-26

- Drury's bench will have a bit of a different look this winter with the addition of two new assistant coaches for the upcoming season.
- Foster turned to a familiar face to fill one of those spots, hiring former DU assistant **Sam Briscoe** in May.
- Briscoe returns to the program after serving as an assistant under Foster in 2021-22 and two years as a graduate assistant for Steve Hesser from 2019-21.
- Briscoe will replace assistant Marc Sonnen, who resigned for an assistant coaching position at his alma mater, UNI.
- For the last three years, Briscoe has been a head coach at the high school level in the St. Louis area and, for the last two seasons, led the prestigious Christian Brothers College (CBC) program.
- The Panthers also welcomed former Iowa State staffer **Brian Pearson** to Springfield over the summer to fill the final assistant post on his bench.
- Pearson arrives at Drury after spending the past four seasons with the Iowa State men's program, where he contributed to four NCAA Tournament appearances and two trips to the Sweet 16 under head coach T.J. Otzelberger.
- During his tenure in Ames, the Cyclones amassed 95 wins, and Pearson played a role in the development of eight All-Big 12 selections.

O'REILLY FAMILY EVENT CENTER



CAPACITY: **2,850** | OVERALL RECORD IN 16 SEASONS AT O'REILLY FAMILY EVENT CENTER: **176-45**

AT HOME IN THE O'

The **O'Reilly Family Event Center** is home to the Drury University Athletics offices and serves as the home venue for men's and women's basketball and volleyball.

The arena, built in 2010 for \$13.5 million, was rated as the top NCAA Division II facility in the continental United States and the second-best building in the division by HERO Sports.

The O' features six luxury suites, the Plaster Gallery banquet room, and a seating capacity of 2,850 for basketball games. It can hold 3,160 for a seated floor concert and up to 3,592 for a general admission standing concert. Acts that have performed in The O' include Jax, Willie Nelson and Merle Haggard, Incubus, Dierks Bentley, Florida Georgia Line, Rob Zombie, Korn, Trevor Noah, Avett Brothers, The Pointer Sisters, Jack's Mannequin, Chicago, Kelly Clarkson, Bryan Adams, Sheryl Crow, Lynyrd Skynyrd, REO/Slyx/Ted Nugent, and many more.

Fans have been greeted with a rich tradition of success inside The O'. The arena has hosted six NCAA-II Midwest Regional Tournaments, five of which resulted in regional championships. Drury basketball programs have combined for 21 National Tournament appearances, 11 Conference Championships, and a pair of dominant home records — 176-45 for the Panthers and an incredible 194-22 for the Lady Panthers. The O' has been the site of some of Drury's most historic moments, including the men's 2013 NCAA-II National Championship and the Lady Panthers' undefeated 32-0 season in 2020.

O'REILLY FAMILY
EVENT CENTER

GLVC ATTENDANCE

ARENA	SCHOOL	CAPACITY	2024-25 AVG (GLVC/D-II RANK)
Mabee Center	William Jewell	2,400	1,173 (1/12)
O'Reilly Family Event Center	Drury	2,850	1,068 (2/21)
Jason Gymnasium	Lincoln	1,900	594 (3/77)
Pepsi Arena	Quincy	2,000	559 (4/83)
Neil Carey Arena	Lewis	1,100	510 (5/96)
Dorman Memorial Gymnasium	Upper Iowa	1,338	436 (6/110)
John Q. Hammons Court	Southwest Baptist	2,925	412 (7/118)
Gibson Arena	Missouri S&T	4,000	397 (8/124)
Melvin Price Convocation Center	McKendree	1,600	394 (9/126)
Mason-Halpin Field House	Rockhurst	3,100	360 (10/148)
Nicoson Hall	Indianapolis	4,000	329 (11/160)
The Recreation and Athletic Center (TRAC)	Illinois Springfield	3,000	279 (12/185)
Pershing Arena	Truman State	2,300	218 (13/219)
Moloney Center	Maryville	2,000	218 (14/220)
Mark Twain Building	UMSL	3,700	185 (15/244)

PANTHERS IN THE O'

SEASON	RECORD	AVERAGE
2010-11	14-1 (.933)	1,528
2011-12	12-3 (.800)	1,714
2012-13	15-1 (.938)	1,886
2013-14	16-0 (1.000)	1,918
2014-15	11-3 (.786)	1,974
2015-16	11-3 (.786)	1,395
2016-17	14-2 (.875)	1,460
2017-18	12-2 (.857)	1,448
2018-19	13-2 (.867)	1,454
2019-20	13-1 (.929)	1,701
2020-21	6-3 (.667)	40
2021-22	8-5 (.615)	1,378
2022-23	8-8 (.500)	1,089
2023-24	11-4 (.733)	1,140
2024-25	10-5 (.667)	1,068
2025-26	2-2 (.500)	970
Total	176-45 (.796)	--

DRURY'S RETIRED NUMBERS

NAME	NO.	YEARS
Charlie Crosby	44	1952-56
Jerry Alexander	15	1975-79
Lonnie Holmes	40	1991-95
Matt Miller	22	1998-02
Alex Hall	33	2009-13
Brandon Lockhart	21	2009-13

44	15	40
CROSBY	ALEXANDER	HOLMES

22	33	21
MILLER	HALL	LOCKHART





SUPERLATIVES

DRURY'S RECORD WHEN...

At home	2-2
On the road	0-2
At neutral sites	2-0
In overtime	0-0

Facing teams over .500	1-2
Facing teams under .500	2-1
Facing teams at .500	1-1

Facing top-5 opponents	0-0
Facing top-10 opponents	0-0
Facing top-15 opponents	0-0
Facing top-20 opponents	0-0
Facing top-25 opponents	0-0
Facing RV opponents	0-1
Ranked in top 5	0-0
Ranked in top 10	0-0
Ranked in top 15	0-0
Ranked in top 20	0-0
Ranked in top 25	0-0
Receiving votes	0-3
Both teams ranked	0-0
Both teams unranked	4-4

Leading at halftime	3-0
Trailing at halftime	1-4
Tied at halftime	0-0
Leading by double digits at halftime	2-0
Trailing by double digits at halftime	1-0

Leading with 10:00 left in regulation	3-0
Trailing with 10:00 left in regulation	1-4
Tied with 10:00 in regulation	0-0
Leading with 5:00 left in regulation	3-0
Trailing with 5:00 left in regulation	1-4
Tied with 5:00 left in regulation	0-0
Leading with 2:00 left in regulation	4-0
Trailing with 2:00 left in regulation	0-4
Tied with 2:00 left in regulation	0-0

Recording more rebounds	4-2
Opponent records more rebounds	0-2
Rebound total is the same	0-0
Recording 35 or more rebounds	4-1
Recording fewer than 35 rebounds	0-3
Recording more offensive rebounds	2-3
Opponent records more offensive rebounds	0-1
Offensive rebound total is the same	2-0
Recording 10 or more offensive rebounds	4-3
Recording fewer than 10 offensive rebounds	0-1

Record more assists	2-1
Opponent records more assists	1-3
Assist total is the same	1-0
Recording 15 or more assists	2-2
Recording fewer than 15 assists	2-2

Committing fewer turnovers	3-1
Opponent commits fewer turnovers	1-2
Turnover total is the same	0-1
Committing fewer than 12 turnovers	1-0
Committing 12 or more turnovers	3-4

Recording more steals	3-1
Opponent records more steals	1-1
Steal total is the same	0-2
Recording 8 or more steals	3-4
Recording fewer than 8 steals	1-0

Recording more blocks	3-1
Opponent records more blocks	0-3
Block total is the same	1-0
Recording 5 or more blocks	2-0
Recording fewer than 5 blocks	2-4

Recording more personal fouls	3-3
Recording fewer personal fouls	1-1
Personal foul total is the same	0-0

Shooting better than opponent from the field	4-0
Opponent shoots better from the field	0-4
Shooting 50 percent or better from the field	1-0
Shooting 40-49.9 percent from the field	3-3

Shooting 30-39.9 percent from the field	0-1
Shooting under 30 percent from the field	0-0
Opponent shoots 50 percent or better from the field	0-3
Opponent shoots 40-49.9 percent from the field	2-1
Opponent shoots 30-39.9 percent from the field	2-0
Opponent shoots under 30 percent from the field	0-0

Making more 3-pointers	3-0
Opponent makes more 3-pointers	1-3
Made 3-pointer total is the same	0-1
Shooting 35 percent or better on 3-pointers	2-2
Shooting under 35 percent on 3-pointers	2-2

Making more free throws	2-1
Opponent makes more free throws	1-3
Made free-throw total is the same	1-0
Recording more free-throw attempts	2-2
Opponent has more free-throw attempts	2-2
Attempted free-throw total is the same	0-0
Shooting 70 percent or better at the line	1-2
Shooting under 70 percent at the line	3-2

Scoring more points off turnovers	3-0
Opponent scores more points off turnovers	1-4
Points off turnovers total is the same	0-0
Scoring more paint points	4-0
Opponent scores more paint points	0-3
Paint point total is the same	0-1
Scoring more second-chance points	4-3
Opponent scores more second-chance points	0-1
Second-chance point total is the same	0-0
Scoring more fast-break points	4-1
Opponent scores more fast-break points	0-3
Fast-break point total is the same	0-0
Scoring more bench points	2-2
Opponent scores more bench points	2-2
Bench point total is the same	0-0

Six players score in double figures	0-0
Five players score in double figures	1-0
Four players score in double figures	1-0
Three players score in double figures	2-3
Two players score in double figures	0-1
One player score in double figures	0-0
Zero players score in double figures	0-0

Scoring under 50 points	0-0
Scoring between 50-59 points	0-1
Scoring between 60-69 points	0-1
Scoring between 70-79 points	2-1
Scoring between 80-89 points	0-1
Scoring between 90-99 points	1-0
Scoring 100 or more points	1-0

Opponent scores under 50 points	0-0
Opponent scores between 50-59 points	1-0
Opponent scores between 60-69 points	3-0
Opponent scores between 70-79 points	0-1
Opponent scores between 80-89 points	0-2
Opponent scores between 90-99 points	0-1
Opponent scores 100 or more points	0-0

Being the first team to score 10 points	3-1
Being the first team to score 20 points	2-2
Being the first team to score 30 points	3-1
Being the first team to score 40 points	3-0
Being the first team to score 50 points	3-1
Being the first team to score 60 points	3-1
Being the first team to score 70 points	4-0
Being the first team to score 80 points	2-0
Being the first team to score 90 points	2-0
Being the first team to score 100 points	1-0

Tipping off in morning (before noon local)	0-0
Tipping off in afternoon (12-4:59 p.m. local)	1-0
Tipping off in evening (5 p.m. or later local)	3-4
Playing in November	4-2
Playing in December	0-2
Playing in January	0-0
Playing in February	0-0
Playing in March	0-0

Playing on weekdays	1-4
Playing on weekends	3-0
Playing on Monday	0-0

Playing on Tuesday	0-1
Playing on Wednesday	1-1
Playing on Thursday	0-1
Playing on Friday	1-0
Playing on Saturday	2-0
Playing on Sunday	0-0

Wearing white uniforms	3-1
Wearing scarlet uniforms	1-3
Wearing gray uniforms	0-0

LARGEST/SMALLEST POINT TOTALS

Most First-Half Points

Drury: 58 vs. Ecclesia (Nov. 19)
Opponent: 44, Concordia-St. Paul (Nov. 25)
Drury P
layer: 17, Zach Howell vs. Thomas More (Nov. 15)
Opp. Player: 13, Barron Silsby, SBU (Dec. 1)

Fewest First-Half Points

Drury: 28 vs. Ohio Dominican (Nov. 14)
Opponent: 23, Ozark Christian (Nov. 22)

Most Second-Half Points

Drury: 50 vs. Ecclesia (Nov. 19)
Opponent: 57, Central Missouri (Nov. 26)
Drury Player: 18, KeShaun Thomas at Truman State (Dec. 4)
Opp. Player: 21, Jevon Hill, Central Missouri (Nov. 26)

Fewest Second-Half Points

Drury: 30 at SBU (Dec. 1)
Opponent: 27, Ohio Dominican (Nov. 14)

Largest Halftime Lead

Drury: 29 (52-23) vs. Ozark Christian (Nov. 22)
Opponent: 10 (38-28), Ohio Dominican (Nov. 14)

Largest Halftime Deficit Overcome in a Victory

Drury: 10 (28-38) vs. Ohio Dominican (Nov. 14)
Opponent: NA

Largest Comeback in a Victory

Drury: 18 (5-23) vs. Ohio Dominican (Nov. 14)
Opponent: 8, two times, last Central Missouri (Nov. 26)

Largest Margin of Victory

Drury: 40 (108-68) vs. Ecclesia (Nov. 19)

MARGIN OF VICTORY/DEFEAT

	1	2	3	4	5	6	7	8	9
Wins	-	-	-	-	1	-	-	-	-
Losses	-	-	-	-	-	-	1	-	-
	10	11-15	16-19	20-24	25-29	30-34	35+		
Wins	-	1	-	-	1	-	1		
Losses	-	1	1	1	-	-	-		



AROUND THE GLVC

2025-26 GLVC STANDINGS

SCHOOL	GLVC	PCT.	HOME	AWAY	OVERALL	PCT.	HOME	AWAY	NEUTRAL	STREAK
Illinois Springfield	3-0	1.000	2-0	1-0	6-2	.750	4-1	1-1	1-0	W3
Missouri S&T	2-0	1.000	0-0	2-0	5-0	1.000	2-0	3-0	0-0	W5
Upper Iowa	2-0	1.000	1-0	1-0	6-1	.857	2-0	4-1	0-0	W4
Indianapolis	2-0	1.000	1-0	1-0	4-3	.571	3-2	1-1	0-0	W3
McKendree	1-1	.500	1-0	0-1	5-2	.714	2-0	1-1	2-1	L1
Rockhurst	1-1	.500	1-0	0-1	4-2	.667	1-0	1-2	2-0	L1
Missouri-St. Louis	1-1	.500	0-1	1-0	5-3	.625	2-1	1-1	2-1	W1
Truman	1-1	.500	1-0	0-1	3-3	.500	2-0	0-2	1-1	W1
William Jewell	1-1	.500	1-0	0-1	3-4	.429	2-3	1-1	0-0	W1
Lincoln	1-2	.333	1-1	0-1	4-3	.571	2-1	0-1	2-1	L2
Southwest Baptist	1-2	.333	1-0	0-2	4-4	.500	3-0	0-3	1-1	L1
Maryville	0-1	.000	0-0	0-1	1-5	.167	1-0	0-2	0-3	L1
Drury	0-2	.000	0-0	0-2	4-4	.500	2-2	0-2	2-0	L4
Quincy	0-2	.000	0-2	0-0	3-4	.429	2-3	1-1	0-0	L2
Lewis	0-2	.000	0-2	0-0	0-6	.000	0-3	0-2	0-1	L6

THIS WEEK IN THE GLVC

Monday, Dec. 1

SBU 76, Drury 59
 Illinois Springfield 61, William Jewell 60
 Missouri S&T 99, Lincoln 87
 Indianapolis 80, Lewis 67
 Upper Iowa 96, Quincy 92
 McKendree 95, Rockhurst 85

Thursday, Dec. 4

Truman State 86, Drury 79
 Illinois Springfield 63, McKendree 58
 Missouri S&T 82, Quincy 72
 Indianapolis 67, Maryville 52
 Upper Iowa 76, Lincoln 62
 William Jewell 74, SBU 61
 UMSL 78, Lewis 59

Saturday, Dec. 6

Drury at Quincy
 Maryville at Illinois Springfield
 Missouri S&T at Upper Iowa
 UMSL at Indianapolis
 Lincoln at Upper Iowa
 SBU at Truman State
 Rockhurst at William Jewell

Top Scorers

Jaylen Wesley RU 22.0
 Jordan Rice UIS 21.9
 Drenin Dinkins RU 20.5
 Kyle Hrcncir UIU 20.1
 Solomon Oraegbu LIN 19.5

Top Rebounders

Kobe Clark MU 10.0
 Kyle Hrcncir UIU 9.4
 Emmanuel Byrd TSU 9.2
 Cameron Stovall MS&T 8.2
 Alex Stell UIS 8.0

Top Assisters

Keion Epps DU 6.2
 Jordan Rice UIS 4.8
 Miles Boland UMSL 4.5
 Isaac Patterson WJC 3.8
 Blaise Beauchamp MS&T 3.8

GLVC Player of the Week

Week 1	Jaylen Wesley	Rockhurst
Week 2	Kyle Hrcncir	Upper Iowa
Week 3	Jaylen Wesley	Rockhurst
Week 4	--	--
Week 5	--	--
Week 6	--	--
Week 7	--	--
Week 8	--	--
Week 9	--	--
Week 10	--	--
Week 11	--	--
Week 12	--	--
Week 13	--	--
Week 14	--	--
Week 15	--	--
Week 16	--	--

GLVC





SEASON RESULTS

Record:	Overall	Home	Away	Neutral
All Games	4-4	2-2	0-2	2-0
Conference	0-2	0-0	0-2	0-0
Non-Conference	4-2	2-2	0-0	2-0

OPPONENT	DATE	Score	W-L	Attend.	High Points	High Rebounds	High Assists	High Steals	High Blocks
vs. Ohio Dominican	11/14	70-65	1-0	85	Hardrick (21)	Hardrick-Thomas (7)	Epps (5)	Howell (4)	Howell-Nichols (2)
vs. Thomas More	11/15	71-59	2-0	120	Thomas (19)	Hardrick (15)	Howell (5)	Howell (3)	Three with (1)
Ecclesia	11/19	108-68	3-0	921	Howell (21)	Nichols (8)	Howell (6)	Nichols (3)	Gassama (4)
Ozark Christian	11/22	90-62	4-0	1,022	Howell (19)	Thomas (10)	Hardrick (4)	Thomas (3)	Sargeant (2)
Concordia-St. Paul	11/25	83-94	4-1	925	Thomas (27)	Thomas (10)	Epps (7)	Nichols (5)	Gassama-Stubbs (1)
Central Missouri	11/26	67-89	4-2	1,013	Epps (17)	Hardrick (6)	Epps (6)	Three with (2)	Hardrick-Thomas (1)
at Southwest Baptist*	12/1	59-76	4-3, 0-1	943	Howell (16)	Gassama (7)	Epps-Hardrick (4)	Epps (5)	Gassama (1)
at Truman State*	12/4	79-86	4-4, 0-2	160	Thomas (24)	Hardrick (9)	Epps (9)	Thomas (4)	Four with (1)
at Quincy*	12/6								
Central Christian	12/17								
Arkansas-Fort Smith	12/21								
Rockhurst*	1/2								
William Jewell*	1/4								
Missouri S&T*	1/8								
Lincoln*	1/10								
at Maryville*	1/15								
at McKendree*	1/17								
Illinois Springfield*	1/22								
Indianapolis*	1/24								
at Lewis*	1/29								
at Upper Iowa*	1/31								
Quincy*	2/5								
Truman State*	2/7								
at William Jewell*	2/12								
at Rockhurst*	2/14								
Southwest Baptist*	2/19								
UMSL*	2/26								
at Missouri S&T*	2/28								

*GLVC game



BOX SCORES

1

Drury 70, Ohio Dominican 65

Friday, Nov. 14, 2025

Hay Field House - Elsah, Ill.

Ohio Dominican - 65

Record: 0-1

NO. Name	Min	FG M-A	3P M-A	FT M-A	Rebounds OR DR TOT	Fouls PF FD	TP	AS	TO	ST	Blocks BS BA	+/-
15 Rashid Nikiema	F 14:55	0-5	0-3	0-0	1 0 1	1 1	0	0	1	0	2 1	-6
25 Zac Kimball	F 27:43	2-5	2-4	0-0	1 5 6	1 1	6	4	1	1	0 0	-7
31 Caleb Conard	C 30:18	0-7	0-1	3-6	2 2 4	4 7	3	5	2	4	0 1	-13
3 Terrance Broughton	G 34:33	6-16	3-8	0-0	1 1 2	1 0	15	6	2	3	0 3	-7
23 Derek Goodman	G 19:36	3-6	1-3	0-0	0 1 1	2 1	7	1	3	0	0 0	-9
11 Brady Moore	31:23	8-14	0-3	2-2	1 2 3	3 1	18	0	1	0	0 1	2
12 Logan Ryan	14:26	2-3	1-2	1-2	0 2 2	3 1	6	0	2	1	0 0	10
4 Carson Seemann	21:41	2-3	0-0	2-2	1 6 7	4 1	6	3	1	1	0 0	3
2 Kenny Scott	05:27	1-1	0-0	2-2	0 0 0	1 1	4	0	2	1	0 0	2
Team					3 5 8	0	0					
Totals		24-60	7-24	10-14	10 24 34	20 14	65	19	15	11	2 6	-5

Major Fouls: NONE

Shooting By Period	1 st FG%	14-35	40.0%
3PT%	6-15	40.0%	
FT%	4-5	80%	
2 nd FG%	10-25	40.0%	
3PT%	1-9	11.1%	
FT%	6-9	66.7%	
GM FG%	24-60	40.0%	
FT%	7-24	29.2%	
FT%	10-14	71.4%	

Dead Ball Rebounds: 2, 0

Drury - 70

Record: 1-0

NO. Name	Min	FG M-A	3P M-A	FT M-A	Rebounds OR DR TOT	Fouls PF FD	TP	AS	TO	ST	Blocks BS BA	+/-
1 Zach Howell	F 37:10	3-9	0-3	3-5	1 4 5	2 2	9	2	2	4	2 1	12
34 Sekou Gassama	F 11:52	0-1	0-0	0-0	1 0 1	3 0	0	0	1	0	1 0	1
0 Colin Hardrick	G 38:50	5-13	1-5	10-13	2 5 7	0 9	21	2	3	1	0 0	5
2 Avante Nichols	G 24:30	5-7	0-1	0-0	1 3 4	1 1	10	1	2	1	2 0	9
3 Luke Stubbs	G 28:28	3-5	1-2	0-0	1 1 2	2 3	7	0	4	1	0 0	8
3 Kelon Eggs	21:45	3-6	1-2	0-0	0 3 3	1 1	7	5	2	2	1 1	-3
24 KeShaun Thomas	25:02	5-13	0-3	3-5	3 4 7	3 4	13	0	2	1	0 0	7
4 Kevin Sargeant	01:01	0-0	0-0	0-0	0 0 0	0 0	0	0	0	0	0 0	-4
14 Ethan Whatley	11:23	1-3	1-3	0-0	0 1 1	2 0	3	0	1	0	0 0	-5
Team					1 7 8	0	0					
Totals		25-57	4-19	16-23	10 28 38	14 20	70	10	17	10	6 2	5

Major Fouls: NONE

Shooting By Period	1 st FG%	10-30	33.3%
3PT%	2-13	15.4%	
FT%	6-9	66.7%	
2 nd FG%	15-27	55.6%	
3PT%	2-6	33.3%	
FT%	10-14	71.4%	
GM FG%	25-57	43.9%	
FT%	4-19	21.1%	
FT%	16-23	69.6%	

Dead Ball Rebounds: 5, 0

	ODU	DRU
Biggest lead	18 (1 st 8:51)	5 (2 nd 0:31)
Best Scoring Run	11 (1 st 15:51)	8 (2 nd 17:35)
Lead Changes	2	
Times Tied	2	
Time with Lead	34:12	04:43

Points from Turnovers	ODU	DRU
Paint	30	42
Second Chance	8	10
Fast Breaks	5	17
Bench	34	23

Period by Period Scoring	1st	2nd	TOT
ODU	38	27	65
DRU	28	42	70

3

Drury 108, Ecclesia 68

Wednesday, Nov. 19, 2025

O'Reilly Family Event Center - Springfield, Mo.

Ecclesia - 68

Record: 0-1

NO. Name	Min	FG M-A	3P M-A	FT M-A	Rebounds OR DR TOT	Fouls PF FD	TP	AS	TO	ST	Blocks BS BA	+/-
0 Christian Ford	G 26:19	5-14	0-3	4-4	4 3 7	2 4	14	4	3	1	0 1	-23
2 Paul Jones	G 29:41	4-10	0-3	1-2	1 1 2	2 2	9	0	0	0	0 3	-34
5 Adrian Nelson	G 28:08	5-8	1-2	3-4	1 1 2	1 2	14	0	1	0	0 0	-30
13 Nate Haugle	G 23:00	3-7	2-4	2-2	1 2 3	4 1	10	2	2	0	0 1	-28
14 Amari Hoggan	G 34:48	5-10	0-1	4-6	0 1 1	3 5	14	3	4	3	1 1	-26
21 Coleton Loper	15:32	0-5	0-2	0-0	0 2 2	0 1	0	1	3	1	0 1	-16
23 Ty Wilson	16:19	1-4	0-1	3-4	0 1 1	1 0	4	5	0	1	2 0	-19
24 Thaddeus Cockrell	12:01	1-2	0-0	0-0	1 3 4	2 0	2	1	2	0	0 0	-6
30 Brock Wesley	14:12	0-2	0-0	0-0	0 0 0	2 1	0	0	1	0	0 0	-18
Team					4 1 5	0	0					
Totals		24-62	3-16	17-22	12 15 27	16 20	68	11	17	7	1 7	-40

Major Fouls: NONE

Shooting By Period			
1 st	FG%	17-31	54.8%
	3PT%	3-6	50.0%
	FT%	1-2	50%
2 nd	FG%	7-31	22.6%
	3PT%	0-10	0.0%
	FT%	16-20	80%
GM	FG%	24-62	38.7%
	3PT%	3-16	18.8%
	FT%	17-22	77.3%

Dead Ball Rebounds: 3, 1

Drury - 108

Record: 1-0

NO. Name	Min	FG M-A	3P M-A	FT M-A	Rebounds OR DR TOT	Fouls PF FD	TP	AS	TO	ST	Blocks BS BA	+/-
1 Zach Howell	F 27:07	6-10	4-7	5-5	2 2 4	4 3	21	6	2	2	0 1	35
24 KeShaun Thomas	F 22:17	4-7	0-2	4-4	0 3 3	3 2	12	1	3	2	0 0	19
34 Sekou Gassama	F 20:26	1-2	0-0	3-6	1 1 2	2 3	5	0	2	0	4 0	24
0 Colin Hardrick	G 26:40	6-8	1-3	2-2	0 5 5	0 3	15	5	1	2	0 0	37
2 Avante Nichols	G 22:41	6-6	0-0	0-0	2 6 8	2 0	12	2	1	3	0 0	32
35 Isiah Otyaluk	22:52	7-10	4-7	1-1	0 2 2	3 1	19	0	1	1	2 0	18
4 Kevin Sargeant	16:38	4-6	0-0	1-1	4 1 5	3 2	9	1	0	2	1 0	7
14 Ethan Whatley	18:59	2-7	0-4	0-0	0 2 2	0 0	4	2	0	1	0 0	13
30 Brady Nicholson	09:20	0-3	0-2	0-2	0 2 2	1 1	0	1	2	0	0 0	0
10 Brenley Hagewood	04:20	0-2	0-0	0-0	0 1 1	1 0	0	0	0	0	0 0	5
11 Wyatt Carr	04:20	1-1	0-0	2-2	0 0 0	0 1	4	0	0	0	0 0	5
43 Gezim Bajrami	04:20	3-4	1-2	0-0	0 2 2	1 0	7	1	0	1	0 0	5
Team					3 1 4	0	0					
Totals		40-66	10-27	18-23	12 28 40	20 16	108	19	14	14	7 1	40

Major Fouls: NONE

	EC	DU
Biggest lead	0 (1 st 20:00)	40 (2 nd 0:43)
Best Scoring Run	5 (2 nd 15:37)	11 (1 st 5:40)
Lead Changes	0	
Times Tied	0	
Time with Lead	00:00	39:44

Points from Turnovers	EC	DU
Paint	13	23
Second Chance	6	18
Fast Breaks	9	29
Bench	7	43

Period by Period Scoring	1st	2nd	TOT
EC	38	30	68
DU	58	50	108

2

Drury 71, Thomas More 59

Saturday, Nov. 15, 2025

Hay Field House - Elsah, Ill.

Thomas More - 59

Record: 0-1

NO. Name	Min	FG M-A	3P M-A	FT M-A	Rebounds OR DR TOT	Fouls PF FD	TP	AS	TO	ST	Blocks BS BA	+/-
1 Carson Browne	F 22:04	1-3	0-2	0-0	0 1 1	3 0	2	0	2	0	0 0	-20
12 Mitchell Rylee	F 17:36	2-5	0-0	0-0	0 2 4	6 1	1	4	0	2	0 0	-19
4 Kai Simpson	G 25:10	5-13	0-4	4-4	2 1 3	0 3	14	3	4	0	0 1	-18
13 Carter Mallernee	G 24:22	1-4	1-4	0-0	1 1 2	2 1	3	1	0	0	0 0	-20
14 Daniel Allen	G 32:32	6-15	5-11	0-0	1 3 4	0 2	17	1	1	1	0 0	-2
21 Tyler Johnson	14:47	0-2	0-0	0-2	1 3 4	3 2	0	0	0	0	1 1	4
3 Jashaun Pouncy	22:33	3-6	0-0	0-1	3 3 6	1 2	6	2	0	1	0 1	7
30 Jack McCune	16:57	0-4	0-2	1-4	1 1 2	1 2	1	1	1	1	2 0	7
5 Colin McClure	23:59	6-11	0-4	0-0	0 7 7	1 1	12	2	2	0	0 0	1
Team					3 2 5	0	0					
Totals		24-63	6-27	5-11	14 26 40	12 14	59	10	14	3	3	-12

Major Fouls: NONE

Shooting By Period		
1 st	FG%	12-27 44.4%
	3PT%	4-12 33.3%
	FT%	3-8 37.5%
2 nd	FG%	12-36 33.3%
	3PT%	2-15 13.3%
	FT%	2-3 66.7%
GM	FG%	24-63 38.1%
	3PT%	6-27 22.2%
	FT%	5-11 45.5%

Dead Ball Rebounds: 3, 1

Drury - 71

Record: 1-0

NO. Name	Min	FG M-A	3P M-A	FT M-A	Rebounds OR DR TOT	Fouls PF FD	TP	AS	TO	ST	Blocks BS BA	+/-
1 Zach Howell	F 35:34	6-14	3-8	2-2	0 8 8	1 3	17	5	0	3	0 0	15
24 KeShaun Thomas	F 31:18	8-17	1-4	2-3	1 1 2	3 2	19	3	3	1	0 1	14
34 Sekou Gassama	F 18:53	0-0	0-0	1-2	3 1 4	2 2	1	0	1	0	1 0	6
0 Colin Hardrick	G 38:59	6-22	2-4	0-2	4 11 15	3 3	14	0	2	1	1 2	12
2 Avante Nichols	G 29:28	5-7	0-0	0-0	4 3 7	2 0	10	2	2	1	0 0	23
4 Kevin Sargeant	08:35	0-0	0-0	0-0	1 1 2	1 2	0	0	2	0	1 0	-6
14 Ethan Whatley	25:16	3-5	2-3	0-0	3 1 4	1 0	8	0	0	0	0 0	-3
35 Isiah Otyaluk	10:56	1-6	0-3	0-0	1 1 2	1 0	2	0	0	1	0 0	-1
30 Brady Nicholson	01:01	0-0	0-0	0-0	0 0 0	0 0	0	0	0	0	0 0	0
Team					0 0 0	0	0					
Totals		29-71	8-22	5-9	17 27 44	14 12	71	10	10	7	3 3	12

Major Fouls: NONE

Shooting By Period		
1 st	FG%	14-35 40.0%
	3PT%	4-15 26.7%
	FT%	4-6 66.7%
2 nd	FG%	15-36 41.7%
	3PT%	4-7 57.1%
	FT%	1-3 33.3%
GM	FG%	29-71 40.8%
	3PT%	8-22 36.4%
	FT%	5-9 55.6%

Dead Ball Rebounds: 2, 1

	TMU	DRU
Biggest lead	3 (1 st 9:22)	16 (2 nd 3:20)
Best Scoring Run	9 (2 nd 9:46)	10 (2 nd 3:20)
Lead Changes	7	
Times Tied	7	
Time with Lead	05:23	28:54

Points from	TMU	DRU
Turnovers	14	13
Paint	24	36
Second Chance	7	14
Fast Breaks	6	11
Bench	19	10



BOX SCORES

5

[RV] Concordia-St. Paul 94, Drury 83

Wednesday, Nov. 25, 2025

O'Reilly Family Event Center - Springfield, Mo.

Concordia-St. Paul - 94

Record: 4-0

NO.	Name	Min	FG M-A	3P M-A	FT M-A	Rebounds OR DR TOT	Fouls PF FD	TP	AS	TO	ST	Blocks BS BA	+/-
4	Sam West	F 29:03	4-8	0-3	0-4	3 3 6	3 4	8	7	4	5	2 0 1	1
11	Jaden Wysocki	F 17:41	3-8	0-4	0-0	2 3 5	2 0	6	2	4	0	0 0 0	0
24	Chet Kloss	F 23:38	1-5	0-0	0-0	0 6 6	2 0	2	1	2	2	2 0 0	15
0	Ryan Johnson	G 20:17	0-1	0-0	4-4	0 4 4	4 4	4	2	2	1	0 0 0	0
5	Ben Kopetzki	G 25:03	4-11	0-3	3-4	0 2 2	1 2	11	1	1	1	0 0 0	6
20	Patrick Bath	04:58	0-0	0-0	0-2	3 2 5	0 1	0	1	0	0	0 0 0	0
2	Marcus Burks	19:48	5-6	1-2	1-2	2 2 3	1 1	12	1	2	0	0 0 0	0
13	Owen Carlson	23:59	9-13	4-6	3-3	2 4 6	1 3	25	0	1	1	0 0 1	18
14	Reid Patterson	23:03	6-15	3-9	6-6	3 1 4	1 4	21	0	0	0	0 0 0	9
22	Hudson Vaith	12:30	2-5	1-2	0-0	1 1 2	0 0	5	2	0	0	0 1 0	6
Team						3 2 5	0 0						
Totals			34-72	9-29	17-25	17 30 47	17 19	94	17	16	10	4 2 11	

Major Fouls: NONE

Shooting By Period		
1 st FG%	19-44	43.2%
3PT%	4-18	22.2%
FT%	2-3	66.7%
2 nd FG%	15-28	53.6%
3PT%	5-11	45.5%
FT%	15-22	68.2%
GM FG%	34-72	47.2%
3PT%	9-29	31.0%
FT%	17-25	68.0%

Dead Ball Rebounds: 5, 0

Drury - 83

Record: 4-1

NO.	Name	Min	FG M-A	3P M-A	FT M-A	Rebounds OR DR TOT	Fouls PF FD	TP	AS	TO	ST	Blocks BS BA	+/-
1	Zach Howell	F 30:09	5-9	5-7	0-0	0 3 3	4 1	15	1	1	2	0 1 -13	
24	KeShaun Thomas	F 31:52	9-17	1-5	8-9	2 8 10	2 7	27	2	6	1	0 2 -7	
0	Colin Hardrick	G 35:07	6-16	0-4	6-7	2 3 5	1 4	18	1	3	0	0 0 -2	
2	Avante Nichols	G 29:33	4-8	0-0	1-2	2 5 7	3 2	9	1	1	5	0 1 -6	
13	Luke Stubbs	G 21:07	1-4	0-0	0 0	1 2 3	4 1	2	3	2	0	1 0 -2	
3	Keion Epps	27:12	3-6	1-1	1-1	0 1 1	2 2	8	7	2	1	0 0 -12	
34	Sekou Gassama	07:29	1-2	0-0	0-0	1 0 1	0 0	2	0	2	0	1 0 -3	
14	Ethan Whatley	17:31	1-4	0-3	0-0	0 0 0	3 0	2	0	1	1	0 0 -10	
Team						1 1 2	0 0						
Totals			30-66	7-20	16-19	9 23 32	19 17	83	15	18	10	2 4 -11	

Major Fouls: NONE

Shooting By Period		
1 st FG%	15-33	45.5%
3PT%	4-8	50.0%
FT%	8-9	88.9%
2 nd FG%	15-33	45.5%
3PT%	3-12	25.0%
FT%	8-10	80%
GM FG%	30-66	45.5%
3PT%	7-20	35.0%
FT%	16-19	84.2%

Dead Ball Rebounds: 0, 1

	CSP	DU
Biggest lead	14 (2 nd 2:04)	8 (1 st 9:13)
Best Scoring Run	9 (2 nd 2:04)	9 (1 st 9:13)
Lead Changes	14	
Times Tied	12	
Time with Lead	23:11	10:51

Points from	CSP	DU
Turnovers	19	14
Paint	46	40
Second Chance	20	15
Fast Breaks	15	13
Bench	63	12

Period by Period Scoring			
	1st	2nd	TOT
CSP	44	50	94
DU	42	41	83

Central Missouri 89, (RV) Drury 67

Nov. 26 - O'Reilly Family Event Center - Springfield, Mo.

6

Central Missouri 89, (RV) Drury 67

Wednesday, Nov. 26, 2025

O'Reilly Family Event Center - Springfield, Mo.

Central Mo. - 89

Record: 6-2

NO.	Name	Min	FG M-A	3P M-A	FT M-A	Rebounds OR DR TOT	Fouls PF FD	TP	AS	TO	ST	Blocks BS BA	+/-
15	Jevon Hill	F 26:39	10-12	9-11	1-1	1 4 5	1 1	30	0	1	1	0 0 24	
32	Trinnell Parker	F 21:50	4-6	0-0	1-3	0 5 5	3 3	9	0	0	0	2 1 24	
4	Kyran Tilley	G 31:50	4-9	1-2	0-1	1 3 4	2 4	9	8	4	1	0 0 17	
5	Jake Fritz	G 28:07	2-6	2-3	2-3	0 1 1	0 1	8	3	0	2	0 0 19	
7	Lazerek Houston	G 32:37	6-15	1-4	0-2	0 5 5	2 4	13	0	3	2	0 0 20	
1	Deadric Fikes	15:16	4-4	2-2	0-0	1 3 4	3 0	10	0	2	1	1 0 0	
21	Noah Martin	12:09	1-2	1-2	0-0	0 2 2	0 0	3	0	0	0	0 1 -5	
25	Carter Kalles	16:44	1-2	0-1	0-0	1 1 2	1 0	2	0	0	1	0 0 9	
8	AJ Luce	06:00	1-1	1-1	0-0	0 1 1	0 0	3	0	0	0	0 0 -1	
2	Naz Brown	02:58	0-0	0-0	0-0	0 0 0	0 0	0	0	0	0	0 0 0	
3	Deshawne Crim	02:58	1-1	0-0	0-0	0 0 0	0 0	2	1	1	0	0 0 0	
0	Judah Sault	01:55	0-0	0-0	0-0	0 0 0	0 0	0	1	1	0	0 0 3	
23	Kyree Polk	00:57	0-0	0-0	0-0	0 0 0	0 0	0	0	0	0	0 0 0	
Team						2 0 2	0 0						
Totals			34-58	17-26	4-10	6 25 31	12 13	89	23	13	8	4 2 22	

Major Fouls: NONE

Shooting By Period		
1 st FG%	12-25	48.0%
3PT%	6-12	50.0%
FT%	2-4	50%
2 nd FG%	22-33	66.7%
3PT%	11-14	78.6%
FT%	2-6	33.3%
GM FG%	34-58	58.6%
3PT%	17-26	65.4%
FT%	4-10	40.0%

Dead Ball Rebounds: 4, 0

Drury - 67

Record: 4-2

NO.	Name	Min	FG M-A	3P M-A	FT M-A	Rebounds OR DR TOT	Fouls PF FD	TP	AS	TO	ST	Blocks BS BA	+/-
1	Zach Howell	F 32:19	3-8	1-4	2-2	2 3 5	2 2	9	1	4	0	1 1 -14	
24	KeShaun Thomas	F 15:23	0-7	0-4	0-0	0 1 1	1 3	2	0	1	1	0 0 -18	
0	Colin Hardrick	G 32:23	5-14	1-3	0-2	4 2 6	1 1	11	3	1	2	0 3 -12	
2	Avante Nichols	G 16:07	3-5	1-1	0-0	1 2 3	1 1	7	0	2	0	0 0 -9	
13	Luke Stubbs	G 18:39	2-6	0-1	1-2	1 0 1	2 1	5	1	0	0	0 0 -27	
3	Keion Epps	24:22	6-8	4-6	1-3	0 3 3	1 3	17	6	2	1	0 0 -5	
34	Sekou Gassama	12:27	1-1	0-0	3-4	0 1 1	2 2	5	0	1	0	0 0 2	
14	Ethan Whatley	20:23	3-6	3-5	0-0	0 2 2	0 0	9	0	0	2	0 0 -6	
35	Isaiah Otyaluk	14:07	1-3	0-2	0-0	1 1 0	0 0	2	2	0	0	0 0 -4	
4	Kevin Sargeant	06:01	1-3	0-0	0-0	3 2 5	0 0	2	0	1	2	0 0 -5	
10	Brenley Hagewood	01:55	0-0	0-0	0-0	0 0 0	0 0	0	0	0	0	0 0 -3	
11	Wyatt Carr	01:55	0-1	0-0	0-0	0 0 0	0 0	0	0	0	0	0 0 -3	
30	Brady Nicholson	01:55	0-0	0-0	0-0	0 0 0	0 0	0	0	0	0	0 0 -3	
43	Gezim Bajrami	01:55	0-1	0-1	0-0	0 0 0	0 0	0	0	0	0	0 0 -3	
Team						4 1 5	0 0						
Totals			25-63	10-27	7-13	15 18 33	13 12	67	14	13	8	2 4 -22	

Major Fouls: NONE

Shooting By Period		
1 st FG%	3-9	40.0%
3PT%	3-9	33.3%
FT%	3-4	75%
2 nd FG%	13-33	39.4%
3PT%	7-18	38.9%
FT%	4-9	44.4%
GM FG%	25-63	39.7%
3PT%	10-27	37.0%
FT%	7-13	53.8%

Dead Ball Rebounds: 4, 2

	UCM	DU
Biggest lead	26 (2 nd 5:54)	8 (1 st 13:19)
Best Scoring Run	10 (2 nd 8:26)	13 (1 st 13:19)
Lead Changes	4	
Times Tied	1	
Time with Lead	27:08	11:50

Points from	UCM	DU
Turnovers	22	14
Paint	28	24
Second Chance	9	11
Fast Breaks	14	5
Bench	20	35

Period by Period Scoring			
	1st	2nd	TOT
UCM	32	57	89
DU	30	37	67

7

Southwest Baptist 76, (RV) Drury 59

Monday, Dec. 1, 2025

Meyer Sports Center - Bolivar, Mo.

Drury - 59

Record: 4-3 (0-1)

NO.	Name	Min	FG M-A	3P M-A	FT M-A	Rebounds OR DR TOT	Fouls PF FD	TP	AS	TO	ST	Blocks BS BA	+/-
1	Zach Howell	F 34:07	6-15	4-12	0-0	1 2 3	4 2	16	2	3	2	0 0 -6	
34	Sekou Gassama	F 15:04	0-1	0-0	2-4	4 3 7	1 3	2	0	1	0	0 0 0	
0	Colin Hardrick	G 39:07	6-14	3-8	0-0	0 5 5	1 1	15	4	2	2	0 0 -16	
3	Keion Epps	G 34:02	1-5	0-3	0-0	1 0 1	2 1	2	4	10	5	0 0 -10	
13	Luke Stubbs	G 27:29	3-6	1-2	1-2	0 1 1	3 2	8	2	1	0	0 0 -14	
2	Avante Nichols	16:09	1-4	0-2	0-0	1 2 3	0 0	2	0	1	1	0 0 -17	
24	KeShaun Thomas	22:17	5-10	0-1	1-2	3 2 5	1 1	11	1	0	0	0 0 -10	
14	Ethan Whatley	09:48	1-2	1-2	0-0	0 0 0	0 0	3	0	1	1	0 0 -8	
35	Isaiah Otyaluk	01:57	0-0	0-0	0-0	0 0 0	0 0	0	0	0	0	0 0 -4	
Team						1 2 3	0 0						
Totals			23-57	9-30	4-8	11 17 28	12 10	59	13	19	11	1 2 -17	

Major Fouls: NONE

Shooting By Period		
1 st FG%	11-29	37.9%
3PT%	6-18	33.3%
FT%	1-2	50%
2 nd FG%	12-28	42.9%
3PT%	3-12	25.0%
FT%	3-6	50%
GM FG%	23-57	40.4%
3PT%	9-30	30.0%
FT%	4-8	50.0%

Dead Ball Rebounds: 4, 0

Southwest Baptist - 76

Record: 4-3 (1-1)

NO.	Name	Min	FG M-A	3P M-A	FT M-A	Rebounds OR DR TOT	Fouls PF FD	TP	AS	TO	ST	Blocks BS BA	+/-
2	Luke Ogle	F 32:02	5-10	1-4	0-0	0 2 2	3 0	11	1	1	0	2 0 17	
5	Jevin Sullivan	F 24:36	2-2	0-0	2-2	2 5 7	2 2	6	2	3	2	0 0 0	
3	Barron Sibley	G 18:07	5-8	3-5	0-0	0 0 0	1 0	13	3	5	2	0 0 -6	
10	Zac Reedus	G 33:47	7-12	3-4	2-4	3 2 5	0 4	19	3	1	2	0 1 16	
25	Brandon Moore	G 37:03	8-13	3-6	4-5	2 2 4	1 4	23	0	3	4	0 0 14	
15	Lachie McKain	30:03	0-5	0-4	2-3	0 1 1	0 2	2	2	2	3	0 0 0	27
33	Sasha Glushkov	10:00	0-1	0-0	0-0	0 3 3	1 0	0	2	0	1	0 0 10	
24	Tyler Franklin	13:23	1-1	0-0	0-0	0 6 6	2 2	0	1	1	1	0 0 6	
11	Chase Coomer	00:31	0-0	0-0	0-0	0 0 0	0 0	0	0	0	0	0 0 0	
22	Eli Kennedy	00:31	0-0	0-0	0-0	0 0 0	0 0	0	0	0	0	0 0 0	
Team						1 2 3	0	0	1	1			
Totals			28-52	10-23	10-14	8 23 31	10 12	76	14	15	2	1 17	

GAME-BY-GAME POINTS, REBOUNDS, ASSISTS

OPPONENT	Colin HARDRICK	Zach HOWELL	Keion EPPS	Kevin SARGEANT	Brenley HAGEWOOD	Wyatt CARR	Luke STUBBS	Ethan WHATLEY	Hogan SMITH
vs. Ohio Dominican	21-7-2	9-5-2	7-3-5	DNP	DNP	DNP	7-2-0	3-1-0	DNP
vs. Thomas More	14-15-0	17-8-5	DNP	0-2-0	DNP	DNP	DNP	8-4-0	DNP
Ecclesia College	15-5-5	21-4-6	DNP	9-5-1	0-1-0	4-0-0	DNP	4-2-2	DNP
Ozark Christian College	15-5-4	19-6-3	DNP	2-8-2	0-1-0	0-0-0	6-2-2	6-2-1	DNP
Concordia-St. Paul	18-5-1	15-3-1	8-1-7	DNP	DNP	DNP	2-3-3	2-0-0	DNP
Central Missouri	11-6-3	9-5-1	17-3-6	2-5-0	0-0-0	0-0-0	5-1-1	9-2-0	DNP
at Southwest Baptist	15-5-4	16-3-2	2-1-4	DNP	DNP	DNP	8-1-2	3-0-0	DNP
at Truman State	18-9-1	19-7-1	7-5-9	DNP	DNP	DNP	7-3-2	0-1-0	DNP
at Quincy									
Central Christian College									
Arkansas-Fort Smith									
Rockhurst									
William Jewell									
Missouri S&T									
Lincoln									
at Maryville									
at McKendree									
Illinois Springfield									
Indianapolis									
at Lewis									
at Upper Iowa									
Quincy									
Truman State									
at William Jewell									
at Rockhurst									
Southwest Baptist									
Missouri-St. Louis									
at Missouri S&T									

OPPONENT	Kanon GIPSON	KeShaun THOMAS	Brady NICHOLSON	Aladji GASSAMA	Isaiah OTYALUK	Gezim BAJRAMI
vs. Ohio Dominican	DNP	13-7-0	DNP	0-1-0	DNP	DNP
vs. Thomas More	DNP	19-2-3	0-0-0	1-4-0	2-2-0	DNP
Ecclesia College	DNP	12-3-1	0-2-1	5-2-0	19-2-0	7-2-1
Ozark Christian College	DNP	16-10-2	0-0-0	6-4-1	8-2-0	3-3-1
Concordia-St. Paul	DNP	27-10-2	DNP	2-1-0	DNP	DNP
Central Missouri	DNP	0-1-1	0-0-0	5-1-0	2-1-2	0-0-0
at Southwest Baptist	DNP	11-5-1	DNP	2-7-0	0-0-0	DNP
at Truman State	DNP	24-8-4	DNP	2-1-0	2-0-0	DNP
at Quincy						
Central Christian College						
Arkansas-Fort Smith						
Rockhurst						
William Jewell						
Missouri S&T						
Lincoln						
at Maryville						
at McKendree						
Illinois Springfield						
Indianapolis						
at Lewis						
at Upper Iowa						
Quincy						
Truman State						
at William Jewell						
at Rockhurst						
Southwest Baptist						
Missouri-St. Louis						
at Missouri S&T						



2025-26 DRURY GAME-BY-GAME STATISTICS

			Total		3-Pointers		Free throws		Rebounds											
Opponent	Date	Score		FG-FGA	PCT	3FG-3FGA	PCT	FT-FTA	PCT	OFF	DEF	TOT	AVG	PF	A	TO	BLK	STL	PTS	AVG
vs Ohio Dominican	11/14/2025	70-65	W	25-57	.439	4-19	.211	16-23	.696	10	28	38	38.0	14	10	17	6	10	70	70.0
vs Thomas More	11/15/2025	71-59	W	29-71	.408	8-22	.364	5-9	.556	17	27	44	41.0	14	10	10	3	7	71	70.5
Ecclesia	11/19/2025	108-68	W	40-66	.606	10-27	.370	18-23	.783	12	28	40	40.7	20	19	14	7	14	108	83.0
Ozark Christian	11/22/2025	90-62	W	36-83	.434	11-39	.282	7-11	.636	24	28	52	43.5	13	18	12	3	12	90	84.8
Concordia-St. Paul	11/25/2025	83-94	L	30-66	.455	7-20	.350	16-19	.842	9	23	32	41.2	19	15	18	2	10	83	84.4
Central Mo.	11/26/2025	67-89	L	25-63	.397	10-27	.370	7-13	.538	15	18	33	39.8	13	14	13	2	8	67	81.5
at Southwest Baptist	12/01/2025	59-76	L	23-57	.404	9-30	.300	4-8	.500	11	17	28	38.1	12	13	19	1	11	59	78.3
at Truman St.	12/04/2025	79-86	L	26-60	.433	6-25	.240	21-30	.700	12	24	36	37.9	23	17	12	4	8	79	78.4
Total		627		234-523	.447	65-209	.311	94-136	.691	110	193	303	37.9	128	116	115	28	80	627	78.4
Opponents		599		219-478	.458	66-187	.353	95-138	.688	83	196	279	34.9	119	119	129	19	66	599	74.9

Drury Averages

Games Played	Points/game	FG Pct	3FG Pct	FT Pct	Rebounds/game	Assists/game	Turnovers/game	Assist/Turnover ratio	Steals/game	Blocks/game
8	78.4	44.7	31.1	69.1	37.9	14.5	14.4	1.0	10.0	3.5



2025-26 OPPONENT GAME-BY-GAME STATISTICS

				Total		3-Pointers		Free throws		Rebounds											
Opponent	Date	Score		FG-FGA	PCT	3FG-3FGA	PCT	FT-FTA	PCT	OFF	DEF	TOT	AVG	PF	A	TO	BLK	STL	PTS	AVG	
vs Ohio Dominican	11/14/2025	70-65	W	24-60	.400	7-24	.292	10-14	.714	10	24	34	34.0	20	19	15	2	11	65	65.0	
vs Thomas More	11/15/2025	71-59	W	24-63	.381	6-27	.222	5-11	.455	14	26	40	37.0	12	10	14	3	3	59	62.0	
Ecclesia	11/19/2025	108-68	W	24-62	.387	3-16	.188	17-22	.773	12	15	27	33.7	16	11	17	1	7	68	64.0	
Ozark Christian	11/22/2025	90-62	W	22-55	.400	8-22	.364	10-15	.667	9	26	35	34.0	8	11	24	1	6	62	63.5	
Concordia-St. Paul	11/25/2025	83-94	L	34-72	.472	9-29	.310	17-25	.680	17	30	47	36.6	17	17	16	4	10	94	69.6	
Central Mo.	11/26/2025	67-89	L	34-58	.586	17-26	.654	4-10	.400	6	25	31	35.7	12	23	13	4	8	89	72.8	
at Southwest Baptist	12/01/2025	59-76	L	28-52	.538	10-23	.435	10-14	.714	8	23	31	35.0	10	14	17	2	15	76	73.3	
at Truman St.	12/04/2025	79-86	L	29-56	.518	6-20	.300	22-27	.815	7	27	34	34.9	24	14	13	2	6	86	74.9	
Total		599		219-478	.458	66-187	.353	95-138	.688	83	196	279	34.9	119	119	129	19	66	599	74.9	
Drury		627		234-523	.447	65-209	.311	94-136	.691	110	193	303	37.9	128	116	115	28	80	627	78.4	

Opponents Averages

Games Played	Points/game	FG Pct	3FG Pct	FT Pct	Rebounds/game	Assists/game	Turnovers/game	Assist/Turnover ratio	Steals/game	Blocks/game
8	74.9	45.8	35.3	68.8	34.9	14.9	16.1	0.9	8.3	2.4



2025-26 DRURY OVERALL STATISTICS

Game Records

Record	Overall	Home	Away	Neutral
ALL GAMES	4-4	2-2	0-2	2-0
CONFERENCE	0-2	0-0	0-2	0-0
NON-CONFERENCE	4-2	2-2	0-0	2-0

Score by Periods

Team	1st	2nd	OT	TOT
Drury	305	322	0	627
Opponents	283	316	0	599

Team Box Score

No.	Player				Total		3-Point		F-Throw		Rebounds											
		GP-GS	MIN	AVG	FG-FGA	FG%	3FG-3FGA	3FG%	FT-FTA	FT%	OFF	DEF	TOT	AVG	PF	DQ	A	TO	BLK	STL	PTS	AVG
0	HARDRICK, Colin	8-8	272:05	34.0	47-111	.423	12-37	.324	21-35	.600	17	40	57	7.1	12	0	20	19	3	12	127	15.9
1	HOWELL, Zach	8-8	254:25	31.8	41-89	.461	24-58	.414	19-23	.826	11	30	41	5.1	20	0	21	14	4	16	125	15.6
24	THOMAS, KeShaun	8-6	199:56	25.0	44-93	.473	3-24	.125	31-37	.838	18	28	46	5.8	19	0	14	18	1	13	122	15.3
2	NICHOLS, Avante	7-6	157:47	22.5	28-43	.651	1-5	.200	2-4	.500	13	24	37	5.3	10	0	8	10	3	11	59	8.4
3	EPPS, Keion	5-2	139:58	28.0	16-31	.516	7-14	.500	2-4	.500	1	12	13	2.6	11	1	31	19	1	10	41	8.2
13	STUBBS, Luke	6-5	145:07	24.2	15-37	.405	3-10	.300	2-6	.333	5	7	12	2.0	15	0	10	9	1	2	35	5.8
35	OTYALUK, Isaiah	6-0	77:53	13.0	14-35	.400	4-21	.190	1-1	1.000	2	5	7	1.2	8	0	2	2	2	3	33	5.5
14	WHATLEY, Ethan	8-0	133:52	16.7	13-35	.371	9-26	.346	0-0	.000	4	8	12	1.5	8	0	3	3	0	5	35	4.4
43	BAJRAMI, Gezim	3-0	14:34	4.9	4-8	.500	2-5	.400	0-0	.000	2	3	5	1.7	2	0	2	0	0	1	10	3.3
4	SARGEANT, Kevin	4-0	54:18	13.6	6-12	.500	0-0	.000	1-1	1.000	11	9	20	5.0	5	0	3	4	4	6	13	3.3
34	GASSAMA, Sekou	8-5	110:46	13.8	5-13	.385	0-1	.000	13-21	.619	12	9	21	2.6	13	0	1	11	9	0	23	2.9
11	CARR, Wyatt	3-0	09:53	3.3	1-3	.333	0-1	.000	2-2	1.000	0	0	0	0.0	0	0	0	0	0	1	4	1.3
30	NICHOLSON, Brady	4-0	19:33	4.9	0-8	.000	0-5	.000	0-2	.000	0	2	2	0.5	3	0	1	2	0	0	0	0.0
10	HAGEWOOD, Brenley	3-0	09:53	3.3	0-5	.000	0-2	.000	0-0	.000	1	1	2	0.7	2	0	0	0	0	0	0	0.0
Team											13	15	28					4				
Total		8	1600		234-523	.447	65-209	.311	94-136	.691	110	193	303	37.9	128	1	116	115	28	80	627	78.4
Opponents		8	1600		219-478	.458	66-187	.353	95-138	.688	83	196	279	34.9	119	0	119	129	19	66	599	74.9

Team Statistics

	DRURY	OPP
Scoring	627	599
Points per game	78.4	74.9
Scoring margin	+3.5	-
Field goals-att	234-523	219-478
Field goal pct	.447	.458
3 point fg-att	65-209	66-187
3-point FG pct	.311	.353
3-pt FG made per game	8.1	8.3
Free throws-att	94-136	95-138
Free throw pct	.691	.688
F-Throws made per game	11.8	11.9
Rebounds	303	279
Rebounds per game	37.9	34.9
Rebounding margin	+3.0	-
Assists	116	119
Assists per game	14.5	14.9
Turnovers	115	129
Turnovers per game	14.4	16.1
Turnover margin	+1.8	-
Assist/turnover ratio	1.0	0.9
Steals	80	66
Steals per game	10.0	8.3
Blocks	28	19
Blocks per game	3.5	2.4
Winning streak	0	-
Home win streak	0	-
Attendance	3881	1103
Home games-Avg/Game	4-970	2-552
Neutral site-Avg/Game	-	2-103

Team Results

Date	Opponent		Score	Att.
11/14/2025	vs Ohio Dominican	W	70-65	85
11/15/2025	vs Thomas More	W	71-59	120
11/19/2025	Ecclesia	W	108-68	921
11/22/2025	Ozark Christian	W	90-62	1022
11/25/2025	Concordia-St. Paul	L	83-94	925
11/26/2025	Central Mo.	L	67-89	1013
12/01/2025	at Southwest Baptist	L	59-76	943
12/04/2025	at Truman St.	L	79-86	160



2025-26 DRURY GLVC STATISTICS

Game Records

Record	Overall	Home	Away	Neutral
ALL GAMES	0-2	0-0	0-2	0-0
CONFERENCE	0-2	0-0	0-2	0-0
NON-CONFERENCE	0-0	0-0	0-0	0-0

Score by Periods

Team	1st	2nd	OT	TOT
Drury	59	79	0	138
Opponents	77	85	0	162

Team Box Score

No.	Player				Total		3-Point		F-Throw		Rebounds													
		GP-GS	MIN	AVG	FG-FGA	FG%	3FG-3FGA	3FG%	FT-FTA	FT%	OFF	DEF	TOT	AVG	PF	DQ	A	TO	BLK	STL	PTS	AVG		
1	HOWELL, Zach	2-2	71:05	35.5	11-27	.407	6-20	.300	7-8	.875	3	7	10	5.0	6	0	3	4	1	3	35	17.5		
24	THOMAS, KeShaun	2-1	55:03	27.5	12-24	.500	0-4	.000	11-12	.917	7	6	13	6.5	4	0	5	1	1	4	35	17.5		
0	HARDRICK, Colin	2-2	73:20	36.7	13-26	.500	5-13	.385	2-8	.250	2	12	14	7.0	5	0	5	6	1	4	33	16.5		
13	STUBBS, Luke	2-2	59:23	29.7	6-14	.429	2-4	.500	1-4	.250	1	3	4	2.0	6	0	4	1	0	0	15	7.5		
3	EPPS, Keion	2-2	66:39	33.3	4-11	.364	1-5	.200	0-0	.000	1	5	6	3.0	7	1	13	13	0	6	9	4.5		
34	GASSAMA, Sekou	2-1	22:18	11.2	0-3	.000	0-1	.000	4-6	.667	5	3	8	4.0	4	0	0	3	2	0	4	2.0		
2	NICHOLS, Avante	1-0	16:09	16.2	1-4	.250	0-2	.000	0-0	.000	1	2	3	3.0	0	0	0	1	0	1	2	2.0		
14	WHATLEY, Ethan	2-0	21:37	10.8	1-4	.250	1-3	.333	0-0	.000	0	1	1	0.5	1	0	0	1	0	1	3	1.5		
35	OTYALUK, Isaiah	2-0	14:27	7.2	1-4	.250	0-3	.000	0-0	.000	0	0	0	0.0	2	0	0	1	0	0	2	1.0		
Team											3	2	5											
Total		2	400		49-117	.419	15-55	.273	25-38	.658	23	41	64	32.0	35	1	30	31	5	19	138	69.0		
Opponents		2	400		57-108	.528	16-43	.372	32-41	.780	15	50	65	32.5	34	0	28	30	4	21	162	81.0		

Team Statistics

	DRURY	OPP
Scoring	138	162
Points per game	69.0	81.0
Scoring margin	-12.0	-
Field goals-att	49-117	57-108
Field goal pct	.419	.528
3 point fg-att	15-55	16-43
3-point FG pct	.273	.372
3-pt FG made per game	7.5	8.0
Free throws-att	25-38	32-41
Free throw pct	.658	.780
F-Throws made per game	12.5	16.0
Rebounds	64	65
Rebounds per game	32.0	32.5
Rebounding margin	-0.5	-
Assists	30	28
Assists per game	15.0	14.0
Turnovers	31	30
Turnovers per game	15.5	15.0
Turnover margin	-0.5	-
Assist/turnover ratio	1.0	0.9
Steals	19	21
Steals per game	9.5	10.5
Blocks	5	4
Blocks per game	2.5	2.0
Winning streak	0	-
Home win streak	0	-
Attendance	0	1103
Home games-Avg/Game	0-0	2-552
Neutral site-Avg/Game	-	0-0

Team Results

Date	Opponent		Score	Att.
12/01/2025	at Southwest Baptist	L	59-76	943
12/04/2025	at Truman St.	L	79-86	160



PLAYER PROFILES

0 COLIN HARDRICK

R-Sophomore | Guard | 6-3 | 170
Milwaukee, Wis. | Wauwatosa West HS/We Are United Prep



SEASON HIGHS

Points	21	vs. Ohio Dominican (11/14)
Rebounds	15	vs. Thomas More (11/15)
Assists	5	vs. Ecclesia (11/19)
Steals	2	5x, last at Truman (12/4)
Blocks	1	3x, last at Truman (12/4)
Field Goals	7	at Truman (12/4)
3-Pointers	3	at SBU (12/1)
Free Throws	10	vs. Ohio Dominican (11/14)
Minutes	39	3x, last at SBU (12/1)

CAREER HIGHS

Points	26	at Truman St. (2/6/25)
Rebounds	15	vs. Thomas More (11/15/25)
Assists	6	2x, last vs. Maryville (1/18/25)
Steals	5	2x, last vs. McKendree (1/16/25)
Blocks	2	at Quincy (2/8/25)
Field Goals	11	at Truman St. (2/6/25)
3-Pointers	3	3x, last at SBU (12/1/25)
Free Throws	10	vs. Thomas More (11/15/25)
Minutes	40	vs. Upper Iowa (1/30/25)

PRODUCTION TRACKER

	2025-26	Career
5+ Points	8	31
10+ Points	8	22
5+ Rebounds	8	30
10+ Rebounds	1	5
3+ Offensive Rebounds	3	8
5+ Assists	1	5
10+ Assists	--	--
Double-Doubles	1	4
Multiple Blocks	--	1
Multiple Steals	5	20

HONORS

- GLVC All-Freshman Team (2024-25)
- GLVC All-Defensive Team (2024-25)

2025-26

Hardrick led Drury to a pair of wins to open the 2025-26 season at the GLVC/G-MAC Conference Challenge (Nov. 14-15), averaging 17.5 points and 11.0 rebounds...tallied a game-high 21 points to lead DU in its season-opening win over Ohio Dominican, including 13 in the second half to help the Panthers rally from an 18-point deficit...he followed up that effort with a double-double of 14 points and a career-high 15 rebounds in a convincing 12-point victory over Thomas More...turned in a season-high five assists vs. Ecclesia (Nov. 19)... scored 15 points, grabbed five boards and recorded four assists and two steals vs. Ozark Christian (Nov. 22)...tallied 15 points, five rebounds, four assists and two steals at SBU (Dec. 1)...scored 18 points and pulled down a game-high nine rebounds while going 7-for-12 from the floor at Truman (Dec. 4).

PERSONAL

Son of Corlin Hardrick and Kimberly Springer...born on August 3, 2005...member of National Honor Society in high school...graduated high school with honors...majoring in chemistry with a minor in biology.

2025-26 GAME-BY-GAME STATS

OPPONENT	DATE	START	MIN	FG-FGA	PCT	3FG-FGA	PCT	FT-FTA	PCT	OFF	DEF	TOT	PF	A	T/O	BLK	STL	PTS
vs. Ohio Dominican	11/14	*	39	5-13	.385	1-5	.200	10-13	.769	2	5	7	0	2	3	0	1	21
vs. Thomas More	11/15	*	39	6-22	.273	2-4	.500	0-2	.000	4	11	15	3	0	2	1	1	14
Ecclesia College	11/19	*	37	6-8	.750	1-3	.333	2-2	1.000	0	5	5	0	5	1	0	2	15
Ozark Christian College	11/22	*	27	6-12	.500	2-5	.400	1-1	1.000	3	2	5	1	4	3	0	2	15
Concordia-St. Paul	11/25	*	35	6-16	.375	0-4	.000	6-7	.857	2	3	5	1	1	3	0	0	18
Central Missouri	11/26	*	33	5-14	.357	1-3	.333	0-2	.000	4	2	6	2	3	1	1	2	11
at Southwest Baptist	12/1	*	39	6-14	.429	3-8	.375	0-0	.000	0	5	5	1	4	2	0	2	15
at Truman State	12/4	*	35	7-12	.583	2-5	.400	2-8	.250	2	7	9	4	1	4	1	2	18
at Quincy	12/6																	
Central Christian College	12/17																	
Arkansas-Fort Smith	12/21																	
Rockhurst	1/2																	
William Jewell	1/4																	
Missouri S&T	1/8																	
Lincoln	1/10																	
at Maryville	1/15																	
at McKendree	1/17																	
Ill. Springfield	1/22																	
Indianapolis	1/24																	
at Lewis	1/29																	
at Upper Iowa	1/31																	
Quincy	2/5																	
Truman State	2/7																	
at William Jewell	2/12																	
at Rockhurst	2/14																	
Southwest Baptist	2/19																	
UMSL	2/26																	
at Missouri S&T	2/28																	

CAREER STATS

SEASON	GP-GS	Min	Avg	FG-A	Pct	3FG-A	Pct	FT-A	Pct	Off-Def-Rebs	Avg	PF-FO	Ast	Avg.	TO	Blk	Stl	Pts	Avg
2024-25	27-27	837	31.0	108-230	.470	22-64	.344	37-59	.627	30-151-181	6.7	53-0	73	2.7	34	12	53	275	10.2
2025-26	8-8	274	34.3	47-111	.423	12-37	.324	21-35	.600	17-40-57	7.1	12-0	20	2.5	19	3	12	127	15.9
TOTAL	35-35	1,111	31.7	155-341	.455	34-101	.337	58-94	.617	47-191-238	6.8	65-0	93	2.7	53	15	65	402	11.5



PLAYER PROFILES

1 ZACH HOWELL

R-Junior | Guard/Forward | 6-5 | 210
Springfield, Mo. | Springfield Catholic HS/Milwaukee

SEASON HIGHS

Points	21	vs. Ecclesia (11/19)
Rebounds	8	vs. Thomas More (11/15)
Assists	6	vs. Ecclesia (11/19)
Steals	4	vs. Ohio Dominican (11/14)
Blocks	2	vs. Ohio Dominican (11/14)
Field Goals	7	vs. Ozark Christian (11/22)
3-Pointers	5	2x, last vs. Concordia (11/25)
Free Throws	7	at Truman (12/4)
Minutes	38	vs. Ohio Dominican (11/14)

CAREER HIGHS

Points	25	2x, last vs. Upper Iowa (1/30/25)
Rebounds	12	vs. McKendree (1/16/25)
Assists	6	vs. Ecclesia (11/19/25)
Steals	4	4x, last vs. Ohio Dominican (11/14/25)
Blocks	2	vs. Ohio Dominican (11/14/25)
Field Goals	9	vs. Upper Iowa (1/30/25)
3-Pointers	7	vs. Graceland (11/21/24)
Free Throws	7	at Truman (12/4/25)
Minutes	38	vs. Ohio Dominican (11/14/25)

PRODUCTION TRACKER

	2025-26	Career
5+ Points	8	42
10+ Points	6	27
5+ Rebounds	5	19
10+ Rebounds	--	1
3+ Offensive Rebounds	1	2
5+ Assists	2	2
10+ Assists	--	--
Double-Doubles	--	1
Multiple Blocks	1	1
Multiple Steals	6	11

HONORS

- CSC Academic All-District (2024-25)
- Academic All-GLVC (2024-25)

2025-26

Howell scored all 17 of his points vs. Thomas More (Nov. 15) in the first half, adding eight rebounds and a career-high five assists in the Panthers' 71-59 victory...tallied a game-high 21 points and handed out a career-best six assists in the Panthers' win over Ecclesia (Nov. 19)...tallied 14 first-half points on 4-of-7 shooting from beyond the arc to lead DU to a 29-point halftime advantage in an eventual 90-62 win over Ozark Christian (Nov. 22)...led the Panthers with 16 points on 4-of-12 shooting from three-point range at SBU (Dec. 1)...scored 19 points and grabbed seven rebounds while converting a career-best seven free throws (in eight attempts) at Truman (Dec. 4).

PERSONAL

Son of Rich and Debbie Howell...born on July 9, 2003...majoring in integrated business at Drury.

2025-26 GAME-BY-GAME STATS

OPPONENT	DATE	START	MIN	FG-FGA	PCT	3FG-FGA	PCT	FT-FTA	PCT	OFF	DEF	TOT	PF	A	T/O	BLK	STL	PTS
vs. Ohio Dominican	11/14	*	38	3-9	.333	0-3	.000	3-5	.600	1	4	5	2	2	2	2	4	9
vs. Thomas More	11/15	*	35	6-14	.429	3-8	.375	2-2	1.000	0	8	8	1	5	0	0	3	17
Ecclesia College	11/19	*	28	6-10	.600	4-7	.571	5-5	1.000	2	2	4	4	6	2	0	2	21
Ozark Christian College	11/22	*	21	7-12	.583	5-9	.556	0-1	.000	3	3	6	1	3	1	0	2	19
Concordia-St. Paul	11/25	*	30	5-9	.556	5-7	.714	0-0	.000	0	3	3	4	1	1	0	2	15
Central Missouri	11/26	*	32	3-8	.375	1-4	.250	2-2	1.000	2	3	5	2	1	4	1	0	9
at Southwest Baptist	12/1	*	34	6-15	.400	4-12	.333	0-0	.000	1	2	3	4	2	3	0	2	16
at Truman State	12/4	*	37	5-12	.417	2-8	.250	7-8	.875	2	5	7	2	1	1	1	1	19
at Quincy	12/6																	
Central Christian College	12/17																	
Arkansas-Fort Smith	12/21																	
Rockhurst	1/2																	
William Jewell	1/4																	
Missouri S&T	1/8																	
Lincoln	1/10																	
at Maryville	1/15																	
at McKendree	1/17																	
Ill. Springfield	1/22																	
Indianapolis	1/24																	
at Lewis	1/29																	
at Upper Iowa	1/31																	
Quincy	2/5																	
Truman State	2/7																	
at William Jewell	2/12																	
at Rockhurst	2/14																	
Southwest Baptist	2/19																	
UMSL	2/26																	
at Missouri S&T	2/28																	

CAREER STATS *at Milwaukee

SEASON	GP-GS	Min	Avg	FG-A	Pct	3FG-A	Pct	FT-A	Pct	Off-Def-Rebs	Avg	PF-FO	Ast	Avg.	TO	Blk	Stl	Pts	Avg
2022-23*	29-0	256	8.8	24-85	.282	13-60	.217	16-21	.762	7-19-26	0.9	20-0	6	0.2	11	1	15	77	2.7
2023-24*	10-1	81	8.1	14-32	.438	10-23	.435	4-6	.667	2-4-6	0.6	9-0	3	0.3	0	1	4	42	4.2
2024-25	27-26	789	29.2	124-309	.401	72-202	.356	37-52	.712	22-102-124	4.6	65-3	30	1.1	35	3	23	357	13.2
2025-26	8-8	255	31.9	41-89	.461	24-58	.414	19-23	.826	11-30-41	5.1	20-0	21	2.6	14	4	16	125	15.6
TOTAL	74-35	1,381	18.7	203-515	.394	119-343	.347	76-102	.745	42-155-197	2.7	114-3	60	0.8	60	9	58	601	8.1





PLAYER PROFILES

3 KEION EPPS

Freshman | Guard | 6-0 | 175
Springfield, Mo. | Central HS



SEASON HIGHS

Points	17	vs. Central Missouri (11/26)
Rebounds	5	at Truman (12/4)
Assists	9	at Truman (12/4)
Steals	5	at SBU (12/1)
Blocks	1	vs. Ohio Dominican (11/14)
Field Goals	6	vs. Central Missouri (11/26)
3-Pointers	4	vs. Central Missouri (11/26)
Free Throws	1 2x, last vs. Central Missouri (11/26)	
Minutes	34	at SBU (12/1)

CAREER HIGHS

Points	17	vs. Central Missouri (11/26/25)
Rebounds	5	at Truman (12/4/25)
Assists	9	at Truman (12/4/25)
Steals	5	at SBU (12/1/25)
Blocks	1	vs. Ohio Dominican (11/14/25)
Field Goals	6	vs. Central Missouri (11/26/25)
3-Pointers	4	vs. Central Missouri (11/26/25)
Free Throws	1 2x, last vs. Central Missouri (11/26/25)	
Minutes	34	at SBU (12/1/25)

PRODUCTION TRACKER

	2025-26	Career
5+ Points	4	4
10+ Points	1	1
5+ Rebounds	1	1
10+ Rebounds	--	--
3+ Offensive Rebounds	--	--
5+ Assists	4	4
10+ Assists	--	--
Double-Doubles	--	--
Multiple Blocks	--	--
Multiple Steals	2	2

2025-26

Epps scored a career-best 17 points and handed out six assists vs. Central Missouri (Nov. 26), going 4-of-6 from three-point range...turned in a memorable Drury debut, scoring seven points and handing out a team-high five assists to go along with two steals and a block in the Panthers' 70-65 come-from-behind victory over Ohio Dominican (Nov. 14)...made his first collegiate start at SBU (Dec. 1), tallying four assists and five steals...handed out a career-best nine assists at Truman (Dec. 4).

PERSONAL

Son of Kayauna Bailey...born on Nov. 22, 2006...plans to major in business economics at Drury.

2025-26 GAME-BY-GAME STATS

OPPONENT	DATE	START MIN	FG-FGA	PCT	3FG-FGA	PCT	FT-FTA	PCT	OFF	DEF	TOT	PF	A	T/O	BLK	STL	PTS
vs. Ohio Dominican	11/14	21	3-6	.500	1-2	.500	0-0	.000	0	3	3	1	5	2	1	2	7
vs. Thomas More	11/15							--DNP--									
Ecclesia College	11/19							--DNP--									
Ozark Christian College	11/22							--DNP--									
Concordia-St. Paul	11/25	27	3-6	.500	1-1	1.000	1-1	1.000	0	1	1	2	7	2	0	1	8
Central Missouri	11/26	24	6-8	.750	4-6	.667	1-3	.333	0	3	3	1	6	2	0	1	17
at Southwest Baptist	12/1	* 34	1-5	.200	0-3	.000	0-0	.000	1	0	1	2	4	10	0	5	2
at Truman State	12/4	* 32	3-6	.500	1-2	.500	0-0	.000	0	5	5	5	9	3	0	1	7
at Quincy	12/6																
Central Christian College	12/17																
Arkansas-Fort Smith	12/21																
Rockhurst	1/2																
William Jewell	1/4																
Missouri S&T	1/8																
Lincoln	1/10																
at Maryville	1/15																
at McKendree	1/17																
Ill. Springfield	1/22																
Indianapolis	1/24																
at Lewis	1/29																
at Upper Iowa	1/31																
Quincy	2/5																
Truman State	2/7																
at William Jewell	2/12																
at Rockhurst	2/14																
Southwest Baptist	2/19																
UMSL	2/26																
at Missouri S&T	2/28																

CAREER STATS

SEASON	GP-GS	Min	Avg	FG-A	Pct	3FG-A	Pct	FT-A	Pct	Off-Def-Rebs	Avg	PF-FO	Ast	Avg.	TO	Blk	Stl	Pts	Avg
2025-26	5-2	138	27.6	16-31	.516	7-14	.500	2-4	.500	1-12-13	2.6	11-1	31	6.2	19	1	10	41	8.2
TOTAL	5-2	138	27.6	16-31	.516	7-14	.500	2-4	.500	1-12-13	2.6	11-1	31	6.2	19	1	10	41	8.2



PLAYER PROFILES

4 KEVIN SARGEANT

Freshman | Forward | 6-5 | 200

Missouri City, Texas | Fort Bend Thurgood Marshall HS



SEASON HIGHS

Points	9	vs. Ecclesia (11/19)
Rebounds	8	vs. Ozark Christian (11/22)
Assists	2	vs. Ozark Christian (11/22)
Steals	2	3x, last vs. Central Missouri (11/26)
Blocks	2	vs. Ozark Christian (11/22)
Field Goals	4	vs. Ecclesia (11/19)
3-Pointers	--	--
Free Throws	1	vs. Ecclesia (11/19)
Minutes	23	vs. Ozark Christian (11/22)

CAREER HIGHS

Points	9	vs. Ecclesia (11/19/25)
Rebounds	8	vs. Ozark Christian (11/22/25)
Assists	2	vs. Ozark Christian (11/22/25)
Steals	2	3x, last vs. Central Missouri (11/26/25)
Blocks	2	vs. Ozark Christian (11/22/25)
Field Goals	4	vs. Ecclesia (11/19/25)
3-Pointers	--	--
Free Throws	1	vs. Ecclesia (11/19/25)
Minutes	23	vs. Ozark Christian (11/22/25)

PRODUCTION TRACKER

	2025-26	Career
5+ Points	1	1
10+ Points	--	--
5+ Rebounds	3	3
10+ Rebounds	--	--
3+ Offensive Rebounds	3	3
5+ Assists	--	--
10+ Assists	--	--
Double-Doubles	--	--
Multiple Blocks	1	1
Multiple Steals	3	3

2025-26

Sargeant made his Drury debut in the Panthers' 71-59 victory over Thomas More (Nov. 15), pulling down a pair of rebounds and recording a block in nine minutes...scored a career-best nine points on 4-of-6 shooting to go along with five rebounds and two steals in 17 minutes of playing time during DU's win over Ecclesia (Nov. 19)...pulled down a career-best eight rebounds, including three on the offensive end, while adding two assists, two steals and two blocks--all career highs as well--in DU's win over Ozark Christian (Nov. 22).

PERSONAL

Son of Kevin and Lydia Sargeant...born on May 25, 2007...plans to major in business economics at Drury.

2025-26 GAME-BY-GAME STATS

OPPONENT	DATE	START MIN	FG-FGA	PCT	3FG-FGA	PCT	FT-FTA	PCT	OFF	DEF	TOT	PF	A	T/O	BLK	STL	PTS
vs. Ohio Dominican	11/14								--DNP--								
vs. Thomas More	11/15	9	0-0	.000	0-0	.000	0-0	.000	1	1	2	1	0	2	1	0	0
Ecclesia College	11/19	17	4-6	.667	0-0	.000	1-1	1.000	4	1	5	3	1	0	1	2	9
Ozark Christian College	11/22	23	1-3	.333	0-0	.000	0-0	.000	3	5	8	1	2	1	2	2	2
Concordia-St. Paul	11/25								--DNP--								
Central Missouri	11/26	6	1-3	.333	0-0	.000	0-0	.000	3	2	5	0	0	1	0	2	2
at Southwest Baptist	12/1								--DNP--								
at Truman State	12/4								--DNP--								
at Quincy	12/6								--DNP--								
Central Christian College	12/17																
Arkansas-Fort Smith	12/21																
Rockhurst	1/2																
William Jewell	1/4																
Missouri S&T	1/8																
Lincoln	1/10																
at Maryville	1/15																
at McKendree	1/17																
Ill. Springfield	1/22																
Indianapolis	1/24																
at Lewis	1/29																
at Upper Iowa	1/31																
Quincy	2/5																
Truman State	2/7																
at William Jewell	2/12																
at Rockhurst	2/14																
Southwest Baptist	2/19																
UMSL	2/26																
at Missouri S&T	2/28																

CAREER STATS

SEASON	GP-GS	Min	Avg	FG-A	Pct	3FG-A	Pct	FT-A	Pct	Off-Def-Rebs	Avg	PF-FO	Ast	Avg.	TO	Blk	Stl	Pts	Avg
2025-26	4-0	55	13.8	6-12	.500	0-0	.000	1-1	1.000	11-9-20	5.0	5-0	3	0.8	4	4	6	13	3.3
TOTAL	4-0	55	13.8	6-12	.500	0-0	.000	1-1	1.000	11-9-20	5.0	5-0	3	0.8	4	4	6	13	3.3





PLAYER PROFILES

10 BRENLEY HAGEWOOD

Freshman | Guard | 6-0 | 165
Republic, Mo. | Republic HS



SEASON HIGHS

Points	--	--
Rebounds	1	2x, last vs. Ozark Christian (11/22)
Assists	--	--
Steals	--	--
Blocks	--	--
Field Goals	--	--
3-Pointers	--	--
Free Throws	--	--
Minutes	4	2x, last vs. Ozark Christian (11/22)

CAREER HIGHS

Points	--	--
Rebounds	1	2x, last vs. Ozark Christian (11/22/25)
Assists	--	--
Steals	--	--
Blocks	--	--
Field Goals	--	--
3-Pointers	--	--
Free Throws	--	--
Minutes	4	2x, last vs. Ozark Christian (11/22/25)

PRODUCTION TRACKER

	2025-26	Career
5+ Points	--	--
10+ Points	--	--
5+ Rebounds	--	--
10+ Rebounds	--	--
3+ Offensive Rebounds	--	--
5+ Assists	--	--
10+ Assists	--	--
Double-Doubles	--	--
Multiple Blocks	--	--
Multiple Steals	--	--

2025-26

Hagewood made his Drury debut against Ecclesia (Nov. 19), grabbing one rebound in four minutes of playing time...played four minutes of the Panthers' win over Ozark Christian (Nov. 22), recording one board in the 90-62 victory.

PERSONAL

Son of Dusty and Lindsey Hagewood...born on Aug. 9, 2006...plans to major in integrated business at Drury.

2025-26 GAME-BY-GAME STATS

OPPONENT	DATE	START	MIN	FG-FGA	PCT	3FG-FGA	PCT	FT-FTA	PCT	OFF	DEF	TOT	PF	A	T/O	BLK	STL	PTS
vs. Ohio Dominican	11/14								--DNP--									
vs. Thomas More	11/15								--DNP--									
Ecclesia College	11/19		4	0-2	.000	0-0	.000	0-0	.000	0	1	1	1	0	0	0	0	0
Ozark Christian College	11/22		4	0-3	.000	0-2	.000	0-0	.000	1	0	1	1	0	0	0	0	0
Concordia-St. Paul	11/25								--DNP--									
Central Missouri	11/26		2	0-0	.000	0-0	.000	0-0	.000	0	0	0	0	0	0	0	0	0
at Southwest Baptist	12/1								--DNP--									
at Truman State	12/4								--DNP--									
at Quincy	12/6								--DNP--									
Central Christian College	12/17																	
Arkansas-Fort Smith	12/21																	
Rockhurst	1/2																	
William Jewell	1/4																	
Missouri S&T	1/8																	
Lincoln	1/10																	
at Maryville	1/15																	
at McKendree	1/17																	
Ill. Springfield	1/22																	
Indianapolis	1/24																	
at Lewis	1/29																	
at Upper Iowa	1/31																	
Quincy	2/5																	
Truman State	2/7																	
at William Jewell	2/12																	
at Rockhurst	2/14																	
Southwest Baptist	2/19																	
UMSL	2/26																	
at Missouri S&T	2/28																	

CAREER STATS

SEASON	GP-GS	Min	Avg	FG-A	Pct	3FG-A	Pct	FT-A	Pct	Off-Def-Rebs	Avg	PF-FO	Ast	Avg.	TO	Blk	Stl	Pts	Avg
2025-26	3-0	10	3.3	0-5	.000	0-2	.000	0-0	.000	1-1-2	1.0	2-0	0	0.0	0	0	0	0	0.0
TOTAL	3-0	10	3.3	0-5	.000	0-0	.000	0-0	.000	1-1-2	1.0	2-0	0	0.0	0	0	0	0	0.0



PLAYER PROFILES

11 WYATT CARR

Freshman | Guard | 6-5 | 170
Lebanon, Mo. | Lebanon HS



SEASON HIGHS

Points	4	vs. Ecclesia (11/19)
Rebounds	--	--
Assists	--	--
Steals	1	vs. Ozark Christian (11/22)
Blocks	--	--
Field Goals	1	vs. Ecclesia (11/19)
3-Pointers	--	--
Free Throws	2	vs. Ecclesia (11/19)
Minutes	4	2x, last vs. Ozark Christian (11/22)

CAREER HIGHS

Points	4	vs. Ecclesia (11/19/25)
Rebounds	--	--
Assists	--	--
Steals	1	vs. Ozark Christian (11/22/25)
Blocks	--	--
Field Goals	1	vs. Ecclesia (11/19/25)
3-Pointers	--	--
Free Throws	2	vs. Ecclesia (11/19/25)
Minutes	4	2x, last vs. Ozark Christian (11/22/25)

PRODUCTION TRACKER

	2025-26	Career
5+ Points	--	--
10+ Points	--	--
5+ Rebounds	--	--
10+ Rebounds	--	--
3+ Offensive Rebounds	--	--
5+ Assists	--	--
10+ Assists	--	--
Double-Doubles	--	--
Multiple Blocks	--	--
Multiple Steals	--	--

2025-26

Carr made his Drury debut against Ecclesia (Nov. 19), scoring four points in four minutes of playing time...recorded his first steal as a Panther in four minutes of action vs. Ozark Christian (Nov. 22).

PERSONAL

Son of John and Rachel Carr...born on April 14, 2006...plans to major in business economics at Drury.

2025-26 GAME-BY-GAME STATS

OPPONENT	DATE	START	MIN	FG-FGA	PCT	3FG-FGA	PCT	FT-FTA	PCT	OFF	DEF	TOT	PF	A	T/O	BLK	STL	PTS
vs. Ohio Dominican	11/14								--DNP--									
vs. Thomas More	11/15								--DNP--									
Ecclesia College	11/19	4		1-1	1.000	0-0	.000	2-2	1.000	0	0	0	0	0	0	0	0	4
Ozark Christian College	11/22	4		0-1	.000	0-1	.000	0-0	.000	0	0	0	0	0	0	0	1	0
Concordia-St. Paul	11/25								--DNP--									
Central Missouri	11/26	2		0-1	.000	0-0	.000	0-0	.000	0	0	0	0	0	0	0	0	0
at Southwest Baptist	12/1								--DNP--									
at Truman State	12/4								--DNP--									
at Quincy	12/6																	
Central Christian College	12/17																	
Arkansas-Fort Smith	12/21																	
Rockhurst	1/2																	
William Jewell	1/4																	
Missouri S&T	1/8																	
Lincoln	1/10																	
at Maryville	1/15																	
at McKendree	1/17																	
Ill. Springfield	1/22																	
Indianapolis	1/24																	
at Lewis	1/29																	
at Upper Iowa	1/31																	
Quincy	2/5																	
Truman State	2/7																	
at William Jewell	2/12																	
at Rockhurst	2/14																	
Southwest Baptist	2/19																	
UMSL	2/26																	
at Missouri S&T	2/28																	

CAREER STATS

SEASON	GP-GS	Min	Avg	FG-A	Pct	3FG-A	Pct	FT-A	Pct	Off-Def-Rebs	Avg	PF-FO	Ast	Avg.	TO	Blk	Stl	Pts	Avg
2025-26	3-0	10	3.3	1-3	.333	0-1	.000	2-2	1.000	0-0-0	0.0	0-0	0	0.0	0	0	1	4	1.3
TOTAL	3-0	10	3.3	1-3	.333	0-1	.000	2-2	1.000	0-0-0	0.0	0-0	0	0.0	0	0	1	4	1.3





PLAYER PROFILES

13 LUKE STUBBS

R-Junior | Guard | 6-3 | 190
Kansas City, Mo. | Liberty HS



SEASON HIGHS		
Points	8	at SBU (12/1)
Rebounds	3	2x, last at Truman (12/4)
Assists	3	vs. Concordia (11/25)
Steals	1	2x, last vs. Ozark Christian (11/22)
Blocks	1	vs. Concordia (11/25)
Field Goals	3	4x, last at Truman (12/4)
3-Pointers	1	3x, last at Truman (12/4)
Free Throws	1	2x, last at SBU (12/1)
Minutes	34	at Truman (12/4)

CAREER HIGHS		
Points	15	vs. Ozarks (12/5/23)
Rebounds	5	at Upper Iowa (1/18/24)
Assists	5	at Indianapolis (12/2/23)
Steals	2	at William Jewell (2/10/24)
Blocks	1	3x, last vs. Concordia (11/25/25)
Field Goals	6	at Ozarks (12/5/23)
3-Pointers	3	at Ozarks (12/5/23)
Free Throws	3	at Rockhurst (2/8/24)
Minutes	32	at Truman (12/4/25)

PRODUCTION TRACKER		
	2025-26	Career
5+ Points	5	13
10+ Points	--	3
5+ Rebounds	--	1
10+ Rebounds	--	--
3+ Offensive Rebounds	--	--
5+ Assists	--	1
10+ Assists	--	--
Double-Doubles	--	--
Multiple Blocks	--	--
Multiple Steals	--	1

HONORS

- Academic All-GLVC (2022-23 and 2024-25)

2025-26

Stubbs drew an opening night start for the Panthers vs. Ohio Dominican (Nov. 14), scoring seven points and pulling down two rebounds in the 70-65 come-from-behind victory for DU...returned from a two-game absence due to injury with six points vs. Ozark Christian (Nov. 22), recording a pair of assists and two rebounds...scored a season-high eight points at SBU (Dec. 1) and matched his 2025-26 season best with three rebounds against Truman (Dec. 4).

PERSONAL

Son of Angie and Weldon Stubbs...born on Jan. 1, 2004...majoring in exercise physiology at Drury.

2025-26 GAME-BY-GAME STATS

OPPONENT	DATE	START	MIN	FG-FGA	PCT	3FG-FGA	PCT	FT-FTA	PCT	OFF	DEF	TOT	PF	A	T/O	BLK	STL	PTS
vs. Ohio Dominican	11/14	*	29	3-5	.600	1-2	.500	0-0	.000	1	1	2	2	0	4	0	1	7
vs. Thomas More	11/15								--DNP--									
Ecclesia College	11/19								--DNP--									
Ozark Christian College	11/22		17	3-8	.375	0-3	.000	0-0	.000	1	1	2	1	2	2	0	1	6
Concordia-St. Paul	11/25	*	22	1-4	.250	0-0	.000	0-0	.000	1	2	3	4	3	2	1	0	2
Central Missouri	11/26	*	19	2-6	.333	0-1	.000	1-2	.500	1	0	1	2	1	0	0	0	5
at Southwest Baptist	12/1	*	27	3-6	.500	1-2	.500	1-2	.500	0	1	1	3	2	1	0	0	8
at Truman State	12/4	*	32	3-8	.375	1-2	.500	0-2	.000	1	2	3	3	2	0	0	0	7
at Quincy	12/6																	
Central Christian College	12/17																	
Arkansas-Fort Smith	12/21																	
Rockhurst	1/2																	
William Jewell	1/4																	
Missouri S&T	1/8																	
Lincoln	1/10																	
at Maryville	1/15																	
at McKendree	1/17																	
Ill. Springfield	1/22																	
Indianapolis	1/24																	
at Lewis	1/29																	
at Upper Iowa	1/31																	
Quincy	2/5																	
Truman State	2/7																	
at William Jewell	2/12																	
at Rockhurst	2/14																	
Southwest Baptist	2/19																	
UMSL	2/26																	
at Missouri S&T	2/28																	

CAREER STATS

SEASON	GP-GS	Min	Avg	FG-A	Pct	3FG-A	Pct	FT-A	Pct	Off-Def-Rebs	Avg	PF-FO	Ast	Avg.	TO	Blk	Stl	Pts	Avg
2023-24	25-1	312	12.5	42-102	.412	13-38	.342	8-10	.800	4-28-32	1.3	24-0	24	1.0	18	2	10	105	4.2
2024-25	3-0	28	9.3	3-11	.273	0-5	.000	1-1	1.000	0-1-1	0.3	2-0	5	1.7	0	0	2	7	2.3
2025-26	6-5	146	24.3	15-37	.405	3-10	.300	2-6	.333	5-7-12	2.0	15-0	10	1.7	9	1	2	35	5.8
TOTAL	34-6	486	14.3	60-150	.400	16-53	.302	11-17	.647	9-36-45	1.3	41-0	39	1.1	27	3	14	147	4.3



PLAYER PROFILES

14 ETHAN WHATLEY

Senior | Guard | 6-2 | 175
Ozark, Mo. | Ozark HS



SEASON HIGHS

Points	9	vs. Central Missouri (11/26)
Rebounds	4	vs. Thomas More (11/15)
Assists	2	vs. Ecclesia (11/19)
Steals	2	vs. Central Missouri (11/26)
Blocks	--	--
Field Goals	3 2x, last vs. Central Missouri (11/26)	
3-Pointers	3	vs. Central Missouri (11/26)
Free Throws	--	--
Minutes	25	vs. Thomas More (11/15)

CAREER HIGHS

Points	9	vs. Central Missouri (11/26/25)
Rebounds	4	vs. Thomas More (11/15/25)
Assists	2	2x, last vs. Ecclesia (11/19/25)
Steals	2	2x, last vs. Central Missouri (11/26/25)
Blocks	1	3x, last vs. Fontbonne (11/21/23)
Field Goals	3	2x, last vs. Central Missouri (11/26/25)
3-Pointers	3	vs. Central Missouri (11/26/25)
Free Throws	2	2x, last vs. Cent. Christian (12/16/24)
Minutes	25	vs. Thomas More (11/15/25)

PRODUCTION TRACKER

	2025-26	Career
5+ Points	3	4
10+ Points	--	--
5+ Rebounds	--	--
10+ Rebounds	--	--
3+ Offensive Rebounds	1	1
5+ Assists	--	--
10+ Assists	--	--
Double-Doubles	--	--
Multiple Blocks	--	--
Multiple Steals	1	2

HONORS

- Academic All-GLVC (2024-25)
- Academic All-GLVC (2023-24)
- Academic All-GLVC (2022-23)

2025-26

Whatley scored a career-high nine points on 3-of-5 shooting from three-point range vs. Central Missouri (Nov. 26)...played a key role in the Panthers' 71-59 win over Thomas More (Nov. 15), pouring home a critical pair of three-pointers en route to an eight-point, four-rebound performance...scored four points and matched a career high with two assists vs. Ecclesia (Nov. 19)...knocked down 2-of-5 three-point attempts to total six points in the Panthers' win over Ozark Christian (Nov. 22).

PERSONAL

Son of Dabney and T.J. Whatley...father played collegiate basketball at Kansas (1992-96)...majoring in biochemistry with a pre-med emphasis at Drury.

2025-26 GAME-BY-GAME STATS

OPPONENT	DATE	START	MIN	FG-FGA	PCT	3FG-FGA	PCT	FT-FTA	PCT	OFF	DEF	TOT	PF	A	T/O	BLK	STL	PTS
vs. Ohio Dominican	11/14		11	1-3	.333	1-3	.333	0-0	.000	0	1	1	2	0	1	0	0	3
vs. Thomas More	11/15		25	3-5	.600	2-3	.667	0-0	.000	3	1	4	1	0	0	0	0	8
Ecclesia College	11/19		20	2-7	.286	0-4	.000	0-0	.000	0	2	2	0	2	0	0	1	4
Ozark Christian College	11/22		18	2-6	.333	2-5	.400	0-0	.000	1	1	2	1	1	0	0	0	6
Concordia-St. Paul	11/25		17	1-4	.250	0-3	.000	0-0	.000	0	0	0	3	0	1	0	1	2
Central Missouri	11/26		20	3-6	.500	3-5	.600	0-0	.000	0	2	2	0	0	0	0	2	9
at Southwest Baptist	12/1		10	1-2	.500	1-2	.500	0-0	.000	0	0	0	0	0	1	0	1	3
at Truman State	12/4		12	0-2	.000	0-1	.000	0-0	.000	0	1	1	1	0	0	0	0	0
at Quincy	12/6																	
Central Christian College	12/17																	
Arkansas-Fort Smith	12/21																	
Rockhurst	1/2																	
William Jewell	1/4																	
Missouri S&T	1/8																	
Lincoln	1/10																	
at Maryville	1/15																	
at McKendree	1/17																	
Ill. Springfield	1/22																	
Indianapolis	1/24																	
at Lewis	1/29																	
at Upper Iowa	1/31																	
Quincy	2/5																	
Truman State	2/7																	
at William Jewell	2/12																	
at Rockhurst	2/14																	
Southwest Baptist	2/19																	
UMSL	2/26																	
at Missouri S&T	2/28																	

CAREER STATS

SEASON	GP-GS	Min	Avg	FG-A	Pct	3FG-A	Pct	FT-A	Pct	Off-Def-Rebs	Avg	PF-FO	Ast	Avg.	TO	Blk	Stl	Pts	Avg
2022-23	4-0	12	3.0	0-3	.000	0-3	.000	2-4	.500	0-2-2	0.5	0-0	0	0.0	0	1	0	2	0.5
2023-24	10-0	37	3.7	4-14	.286	1-7	.143	2-4	.500	3-4-7	0.7	3-0	3	0.3	2	2	3	11	1.1
2024-25	8-0	24	3.0	2-3	.667	1-2	.500	0-1	.000	1-5-6	0.8	1-0	1	0.1	3	0	0	5	0.6
2025-26	8-0	135	16.9	13-35	.371	9-26	.346	0-0	.000	4-8-12	1.5	8-0	3	0.4	3	0	5	35	4.4
TOTAL	30-0	208	6.9	19-55	.345	11-38	.289	4-9	.444	8-19-27	0.9	12-0	7	0.2	8	3	8	53	1.8



PLAYER PROFILES

20

HOGAN SMITH

R-Freshman | Forward | 6-5 | 175
Springfield, Mo. | Kickapoo HS



SEASON HIGHS

Points	--	--
Rebounds	--	--
Assists	--	--
Steals	--	--
Blocks	--	--
Field Goals	--	--
3-Pointers	--	--
Free Throws	--	--
Minutes	--	--

CAREER HIGHS

Points	--	--
Rebounds	--	--
Assists	--	--
Steals	--	--
Blocks	--	--
Field Goals	--	--
3-Pointers	--	--
Free Throws	--	--
Minutes	--	--

PRODUCTION TRACKER

	2025-26	Career
5+ Points	--	--
10+ Points	--	--
5+ Rebounds	--	--
10+ Rebounds	--	--
3+ Offensive Rebounds	--	--
5+ Assists	--	--
10+ Assists	--	--
Double-Doubles	--	--
Multiple Blocks	--	--
Multiple Steals	--	--

HONORS

- Academic All-GLVC (2024-25)

PERSONAL

Son of Craig and Laura Smith...born on June 18, 2005...plans to major in secondary education at Drury.

2025-26 GAME-BY-GAME STATS

OPPONENT	DATE	START	MIN	FG-FGA	PCT	3FG-FGA	PCT	FT-FTA	PCT	OFF	DEF	TOT	PF	A	T/O	BLK	STL	PTS
vs. Ohio Dominican	11/14								--DNP--									
vs. Thomas More	11/15								--DNP--									
Ecclesia College	11/19								--DNP--									
Ozark Christian College	11/22								--DNP--									
Concordia-St. Paul	11/25								--DNP--									
Central Missouri	11/26								--DNP--									
at Southwest Baptist	12/1								--DNP--									
at Truman State	12/4								--DNP--									
at Quincy	12/6								--DNP--									
Central Christian College	12/17																	
Arkansas-Fort Smith	12/21																	
Rockhurst	1/2																	
William Jewell	1/4																	
Missouri S&T	1/8																	
Lincoln	1/10																	
at Maryville	1/15																	
at McKendree	1/17																	
Ill. Springfield	1/22																	
Indianapolis	1/24																	
at Lewis	1/29																	
at Upper Iowa	1/31																	
Quincy	2/5																	
Truman State	2/7																	
at William Jewell	2/12																	
at Rockhurst	2/14																	
Southwest Baptist	2/19																	
UMSL	2/26																	
at Missouri S&T	2/28																	



PLAYER PROFILES

23 KANON GIPSON

R-Junior | Guard | 6-3 | 180

Rogersville, Mo. | Logan-Rogersville HS/Missouri State



SEASON HIGHS

Points	--	--
Rebounds	--	--
Assists	--	--
Steals	--	--
Blocks	--	--
Field Goals	--	--
3-Pointers	--	--
Free Throws	--	--
Minutes	--	--

CAREER HIGHS

Points	15	vs. Ozarks (12/5/23)
Rebounds	5	at Upper Iowa (1/18/24)
Assists	5	at Indianapolis (12/2/23)
Steals	2	at William Jewell (2/10/24)
Blocks	1	2x, last at Missouri S&T (2/22/24)
Field Goals	6	at Ozarks (12/5/23)
3-Pointers	3	at Ozarks (12/5/23)
Free Throws	3	at Rockhurst (2/8/24)
Minutes	20	at Indianapolis (12/2/23)

PRODUCTION TRACKER

	2025-26	Career
5+ Points	--	8
10+ Points	--	3
5+ Rebounds	--	1
10+ Rebounds	--	--
3+ Offensive Rebounds	--	--
5+ Assists	--	1
10+ Assists	--	--
Double-Doubles	--	--
Multiple Blocks	--	--
Multiple Steals	--	1

2025-26

Gipson sustained a preseason injury that is expected to sideline him for the entire 2025-26 season.

PERSONAL

Son of David and Julie Gipson...born on Feb. 12, 2003...majoring in organizational and leadership communication at Drury.

2025-26 GAME-BY-GAME STATS

OPPONENT	DATE	START MIN	FG-FGA	PCT	3FG-FGA	PCT	FT-FTA	PCT	OFF	DEF	TOT	PF	A	T/O	BLK	STL	PTS
vs. Ohio Dominican	11/14							--DNP--									
vs. Thomas More	11/15							--DNP--									
Ecclesia College	11/19							--DNP--									
Ozark Christian College	11/22							--DNP--									
Concordia-St. Paul	11/25							--DNP--									
Central Missouri	11/26							--DNP--									
at Southwest Baptist	12/1							--DNP--									
at Truman State	12/4							--DNP--									
at Quincy	12/6							--DNP--									
Central Christian College	12/17																
Arkansas-Fort Smith	12/21																
Rockhurst	1/2																
William Jewell	1/4																
Missouri S&T	1/8																
Lincoln	1/10																
at Maryville	1/15																
at McKendree	1/17																
Ill. Springfield	1/22																
Indianapolis	1/24																
at Lewis	1/29																
at Upper Iowa	1/31																
Quincy	2/5																
Truman State	2/7																
at William Jewell	2/12																
at Rockhurst	2/14																
Southwest Baptist	2/19																
UMSL	2/26																
at Missouri S&T	2/28																

CAREER STATS *at Missouri State

SEASON	GP-GS	Min	Avg	FG-A	Pct	3FG-A	Pct	FT-A	Pct	Off-Def-Rebs	Avg	PF-FO	Ast	Avg.	TO	Blk	Stl	Pts	Avg
2023-24*	8-0	7	0.9	0-1	.000	0-0	.000	0-0	.000	0-0-0	0.0	1-0	1	0.1	1	0	0	0	0.0
2024-25	24-2	302	12.6	33-81	.407	10-36	.278	24-33	.727	17-31-48	2.0	39-0	22	0.9	13	1	23	100	4.2
TOTAL	32-2	310	9.7	33-82	.402	10-36	.278	24-33	.727	17-31-48	1.5	40-0	23	0.7	14	1	23	100	3.1





PLAYER PROFILES

24 KESHAUN THOMAS

Freshman | Forward | 6-6 | 225
Quincy, Ill. | Quincy HS



SEASON HIGHS

Points	27	vs. Concordia (11/25)
Rebounds	10	2x, last vs. Concordia (11/25)
Assists	4	at Truman (12/4)
Steals	4	at Truman (12/4)
Blocks	1	at Truman (12/4)
Field Goals	9	vs. Concordia (11/25)
3-Pointers	1	3x, last vs. Concordia (11/25)
Free Throws	10	at Truman (12/4)
Minutes	33	at Truman (12/4)

CAREER HIGHS

Points	27	vs. Concordia (11/25/25)
Rebounds	10	2x, last vs. Concordia (11/25/25)
Assists	4	at Truman (12/4/25)
Steals	4	at Truman (12/4/25)
Blocks	1	at Truman (12/4/25)
Field Goals	9	vs. Concordia (11/25/25)
3-Pointers	1	3x, last vs. Concordia (11/25/25)
Free Throws	10	at Truman (12/4/25)
Minutes	33	at Truman (12/4/25)

PRODUCTION TRACKER

	2025-26	Career
5+ Points	7	7
10+ Points	7	7
5+ Rebounds	5	5
10+ Rebounds	2	2
3+ Offensive Rebounds	4	4
5+ Assists	--	--
10+ Assists	--	--
Double-Doubles	2	2
Multiple Blocks	--	--
Multiple Steals	3	3

2025-26

Thomas delivered a standout debut weekend as a Panther at the GLVC/G-MAC Conference Challenge (Nov. 14-15), including a 13-point, 7-rebound effort in his first collegiate action, a 70-65 win over Ohio Dominican...followed that with a game-high 19 points against Thomas More, finishing 8-of-17 from the floor...turned in his third-straight double-digit scoring effort with 12 points vs. Ecclesia (Nov. 19)...logged his first double-double as a Panther with a 16-point, 10-rebound effort in Drury's win over Ozark Christian (Nov. 22); also registered three steals and two assists...followed that effort with a second-straight double-double, scoring a career-best 27 points and grabbing 10 rebounds vs. Concordia-St. Paul (Nov. 25)...scored 18 of his game-high 24 points in the second half at Truman (Dec. 4), finishing 7-of-14 from the floor and 10-of-10 from the foul line; also grabbed eight rebounds and handed out four assists.

PERSONAL

Son of Rachelle Thomas...born on May 18, 2007...plans to major in business economics and psychology at Drury.

2025-26 GAME-BY-GAME STATS

OPPONENT	DATE	START	MIN	FG-FGA	PCT	3FG-FGA	PCT	FT-FTA	PCT	OFF	DEF	TOT	PF	A	T/O	BLK	STL	PTS
vs. Ohio Dominican	11/14		25	5-13	.385	0-3	.000	3-5	.600	3	4	7	3	0	2	0	1	13
vs. Thomas More	11/15	*	31	8-17	.471	1-4	.250	2-3	.667	1	1	2	3	3	3	0	1	19
Ecclesia College	11/19	*	22	4-7	.571	0-2	.000	4-4	1.000	0	3	3	3	1	3	0	2	12
Ozark Christian College	11/22	*	19	6-8	.750	1-2	.500	3-4	.750	5	5	10	1	2	2	0	3	16
Concordia-St. Paul	11/25	*	32	9-17	.529	1-5	.200	8-9	.889	2	8	10	2	2	6	0	1	27
Central Missouri	11/26	*	15	0-7	.000	0-4	.000	0-0	.000	0	1	1	3	1	1	0	1	0
at Southwest Baptist	12/1		22	5-10	.500	0-1	.000	1-2	.500	3	2	5	1	1	0	0	0	11
at Truman State	12/4	*	33	7-14	.500	0-3	.000	10-10	1.000	4	4	8	3	4	1	1	4	24
at Quincy	12/6																	
Central Christian College	12/17																	
Arkansas-Fort Smith	12/21																	
Rockhurst	1/2																	
William Jewell	1/4																	
Missouri S&T	1/8																	
Lincoln	1/10																	
at Maryville	1/15																	
at McKendree	1/17																	
Ill. Springfield	1/22																	
Indianapolis	1/24																	
at Lewis	1/29																	
at Upper Iowa	1/31																	
Quincy	2/5																	
Truman State	2/7																	
at William Jewell	2/12																	
at Rockhurst	2/14																	
Southwest Baptist	2/19																	
UMSL	2/26																	
at Missouri S&T	2/28																	

CAREER STATS

SEASON	GP-GS	Min	Avg	FG-A	Pct	3FG-A	Pct	FT-A	Pct	Off-Def-Rebs	Avg	PF-FO	Ast	Avg.	TO	Blk	Stl	Pts	Avg
2025-26	8-6	199	24.9	44-93	.473	3-24	.125	31-37	.838	18-28-46	5.8	19-0	14	1.8	18	1	13	122	15.3
TOTAL	8-6	199	24.9	44-93	.473	3-24	.125	31-37	.838	18-28-46	5.8	19-0	14	1.8	18	1	13	122	15.3



PLAYER PROFILES

30 BRADY NICHOLSON

R-Freshman | Guard | 6-3 | 170
Ash Grove, Mo. | Ash Grove HS



SEASON HIGHS

Points	--	--
Rebounds	2	vs. Ecclesia (11/19)
Assists	1	vs. Ecclesia (11/19)
Steals	--	--
Blocks	--	--
Field Goals	--	--
3-Pointers	--	--
Free Throws	--	--
Minutes	9	vs. Ecclesia (11/19)

CAREER HIGHS

Points	--	--
Rebounds	2	vs. Ecclesia (11/19/25)
Assists	1	vs. Ecclesia (11/19/25)
Steals	--	--
Blocks	--	--
Field Goals	--	--
3-Pointers	--	--
Free Throws	--	--
Minutes	9	vs. Ecclesia (11/19/25)

PRODUCTION TRACKER

	2025-26	Career
5+ Points	--	--
10+ Points	--	--
5+ Rebounds	--	--
10+ Rebounds	--	--
3+ Offensive Rebounds	--	--
5+ Assists	--	--
10+ Assists	--	--
Double-Doubles	--	--
Multiple Blocks	--	--
Multiple Steals	--	--

2025-26

Nicholson made his Drury debut against Thomas More (Nov. 15), playing one minute in the Panthers' 71-59 victory over the Saints...also logged four minutes vs. Ecclesia (Nov. 19), handing out an assist and grabbing two rebounds...saw action in DU's win over Ozark Christian (Nov. 22), playing seven minutes.

PERSONAL

Son of Jeremy and Lea Nicholson...born on March 10, 2006...father played collegiate basketball and football at Missouri State (2004-07)...plans to major in accounting at Drury.

2025-26 GAME-BY-GAME STATS

OPPONENT	DATE	START MIN	FG-FGA	PCT	3FG-FGA	PCT	FT-FTA	PCT	OFF	DEF	TOT	PF	A	T/O	BLK	STL	PTS
vs. Ohio Dominican	11/14							--DNP--									
vs. Thomas More	11/15	1	0-0	.000	0-0	.000	0-0	.000	0	0	0	0	0	0	0	0	0
Ecclesia College	11/19	9	0-3	.000	0-2	.000	0-2	.000	0	2	2	1	1	2	0	0	0
Ozark Christian College	11/22	7	0-5	.000	0-3	.000	0-0	.000	0	0	0	2	0	0	0	0	0
Concordia-St. Paul	11/25							--DNP--									
Central Missouri	11/26	2	0-0	.000	0-0	.000	0-0	.000	0	0	0	0	0	0	0	0	0
at Southwest Baptist	12/1							--DNP--									
at Truman State	12/4							--DNP--									
at Quincy	12/6							--DNP--									
Central Christian College	12/17																
Arkansas-Fort Smith	12/21																
Rockhurst	1/2																
William Jewell	1/4																
Missouri S&T	1/8																
Lincoln	1/10																
at Maryville	1/15																
at McKendree	1/17																
Ill. Springfield	1/22																
Indianapolis	1/24																
at Lewis	1/29																
at Upper Iowa	1/31																
Quincy	2/5																
Truman State	2/7																
at William Jewell	2/12																
at Rockhurst	2/14																
Southwest Baptist	2/19																
UMSL	2/26																
at Missouri S&T	2/28																

CAREER STATS

SEASON	GP-GS	Min	Avg	FG-A	Pct	3FG-A	Pct	FT-A	Pct	Off-Def-Rebs	Avg	PF-FO	Ast	Avg.	TO	Blk	Stl	Pts	Avg
2025-26	4-0	19	4.8	0-8	.000	0-5	.000	0-2	.000	0-2-2	0.5	3-0	1	0.3	2	0	0	0	0.0
TOTAL	4-0	19	4.8	0-8	.000	0-5	.000	0-2	.000	0-2-2	0.5	3-0	1	0.3	2	0	0	0	0.0





PLAYER PROFILES

34 ALADJI GASSAMA

R-Senior | Forward | 6-8 | 215
Bamako, Mali | De Smet Jesuit HS/Pepperdine



SEASON HIGHS

Points	6	vs. Ozark Christian (11/22)
Rebounds	7	at SBU (12/1)
Assists	1	vs. Ozark Christian (11/22)
Steals	--	--
Blocks	4	vs. Ecclesia (11/19)
Field Goals	2	vs. Ozark Christian (11/22)
3-Pointers	--	--
Free Throws	3	2x, last vs. Central Missouri (11/26)
Minutes	20	vs. Ecclesia (11/19)

CAREER HIGHS

Points	7	vs. Central Christian (12/16/24)
Rebounds	9	vs. LIU (11/13/23)
Assists	2	vs. LIU (11/13/23)
Steals	1	3x, last vs. Missouri S&T (3/1/25)
Blocks	4	vs. Ecclesia (11/19/25)
Field Goals	2	7x, last vs. Ozark Christian (11/22/25)
3-Pointers	-	-
Free Throws	5	vs. Central Christian (12/16/24)
Minutes	23	vs. LIU (11/13/23)

PRODUCTION TRACKER

	2025-26	Career
5+ Points	3	7
10+ Points	--	--
5+ Rebounds	1	5
10+ Rebounds	--	--
3+ Offensive Rebounds	2	6
5+ Assists	--	--
10+ Assists	--	--
Double-Doubles	--	--
Multiple Blocks	1	2
Multiple Steals	--	--

2025-26

Gassama drew starting assignments in each of the Panthers' first two games of the season at the GLVC/G-MAC Conference Challenge (Nov. 14-15), averaging 15.5 minutes and 2.5 boards...blocked a career-best four shots and scored five points vs. Ecclesia (Nov. 19)...scored a season-high six points and grabbed four rebounds against Ozark Christian (Nov. 22)...grabbed a season-high seven rebounds at SBU (Dec. 1).

PERSONAL

Son of Mike and Chrissy Nardini...born on Nov. 2, 2001...majoring in fine arts at Drury.

2025-26 GAME-BY-GAME STATS

OPPONENT	DATE	START	MIN	FG-FGA	PCT	3FG-FGA	PCT	FT-FTA	PCT	OFF	DEF	TOT	PF	A	T/O	BLK	STL	PTS
vs. Ohio Dominican	11/14	*	12	0-1	.000	0-0	.000	0-0	.000	1	0	1	3	0	1	1	0	0
vs. Thomas More	11/15	*	19	0-0	.000	0-0	.000	1-2	.500	3	1	4	2	0	1	1	0	1
Ecclesia College	11/19	*	20	1-2	.500	0-0	.000	3-6	.500	1	1	2	2	0	2	4	0	5
Ozark Christian College	11/22	*	17	2-4	.500	0-0	.000	2-3	.667	1	3	4	0	1	1	0	0	6
Concordia-St. Paul	11/25		7	1-2	.500	0-0	.000	0-0	.000	1	0	1	0	0	2	1	0	2
Central Missouri	11/26		13	1-1	1.000	0-0	.000	3-4	.750	0	1	1	2	0	1	0	0	5
at Southwest Baptist	12/1	*	15	0-1	.000	0-0	.000	2-4	.500	4	3	7	1	0	1	1	0	2
at Truman State	12/4		7	0-2	.000	0-1	.000	2-2	1.000	1	0	1	3	0	2	1	0	2
at Quincy	12/6																	
Central Christian College	12/17																	
Arkansas-Fort Smith	12/21																	
Rockhurst	1/2																	
William Jewell	1/4																	
Missouri S&T	1/8																	
Lincoln	1/10																	
at Maryville	1/15																	
at McKendree	1/17																	
Ill. Springfield	1/22																	
Indianapolis	1/24																	
at Lewis	1/29																	
at Upper Iowa	1/31																	
Quincy	2/5																	
Truman State	2/7																	
at William Jewell	2/12																	
at Rockhurst	2/14																	
Southwest Baptist	2/19																	
UMSL	2/26																	
at Missouri S&T	2/28																	

CAREER STATS *at Pepperdine

SEASON	GP-GS	Min	Avg	FG-A	Pct	3FG-A	Pct	FT-A	Pct	Off-Def-Rebs	Avg	PF-FO	Ast	Avg.	TO	Blk	Stl	Pts	Avg
2022-23*	5-0	7	1.4	2-2	1.000	0-0	.000	0-0	.000	0-1-1	0.2	1-0	0	0.0	0	1	0	4	0.8
2023-24*	22-7	219	9.9	9-26	.346	0-0	.000	5-10	.500	19-17-36	1.6	38-1	5	0.2	12	3	2	23	1.0
2024-25	6-0	55	9.3	8-15	.533	0-0	.000	7-8	.875	6-11-17	2.8	10-0	2	0.3	4	1	1	23	3.8
2025-26	8-5	111	13.8	5-13	.385	0-1	.000	13-21	.619	12-9-21	2.6	13-0	1	0.1	11	9	0	23	2.9
TOTAL	41-12	391	9.5	24-56	.429	0-1	.000	25-39	.641	37-38-75	1.8	62-1	8	0.2	27	14	3	73	1.8



PLAYER PROFILES

35 ISAIAH OTYALUK

R-Freshman | Forward | 6-7 | 175

Cary, N.C. | Word of God Christian Academy/Chattanooga



SEASON HIGHS

Points	19	vs. Ecclesia (11/19)
Rebounds	2	3x, last vs. Ozark Christian (11/22)
Assists	2	vs. Central Missouri (11/26)
Steals	1	3x, last vs. Ozark Christian (11/22)
Blocks	2	vs. Ecclesia (11/19)
Field Goals	7	vs. Ecclesia (11/19)
3-Pointers	4	vs. Ecclesia (11/19)
Free Throws	1	vs. Ecclesia (11/19)
Minutes	23	vs. Ecclesia (11/19)

CAREER HIGHS

Points	19	vs. Ecclesia (11/19/25)
Rebounds	2	3x, last vs. Ozark Christian (11/22/25)
Assists	2	vs. Central Missouri (11/26/25)
Steals	1	3x, last vs. Ozark Christian (11/22/25)
Blocks	2	vs. Ecclesia (11/19/25)
Field Goals	7	vs. Ecclesia (11/19/25)
3-Pointers	4	vs. Ecclesia (11/19/25)
Free Throws	1	vs. Ecclesia (11/19/25)
Minutes	23	vs. Ecclesia (11/19/25)

PRODUCTION TRACKER

	2025-26	Career
5+ Points	2	2
10+ Points	1	1
5+ Rebounds	--	--
10+ Rebounds	--	--
3+ Offensive Rebounds	--	--
5+ Assists	--	--
10+ Assists	--	--
Double-Doubles	--	--
Multiple Blocks	1	1
Multiple Steals	--	--

2025-26

Otyaluk made his collegiate debut Nov. 15 in the Panthers' 71-59 win over Thomas More, playing 11 minutes and recording a key steal and dunk to help DU complete a perfect 2-0 weekend at the GLVC/G-MAC Conference Challenge...poured home a career-best 19 points on 7-of-10 shooting vs. Ecclesia (Nov. 19); knocked down 4-of-7 three-point attempts and blocked a pair of shots...totaled eight points, two boards and one steal against Ozark Christian (Nov. 22), a 90-62 DU victory.

PERSONAL

Son of Hakeem and Gina Otyaluk...born on Jan. 13, 2005...plans to major in organizational and leadership communication at Drury.

2025-26 GAME-BY-GAME STATS

OPPONENT	DATE	START MIN	FG-FGA	PCT	3FG-FGA	PCT	FT-FTA	PCT	OFF	DEF	TOT	PF	A	T/O	BLK	STL	PTS
vs. Ohio Dominican	11/14								--DNP--								
vs. Thomas More	11/15	11	1-6	.167	0-3	.000	0-0	.000	1	1	2	1	0	0	0	1	2
Ecclesia College	11/19	23	7-10	.700	4-7	.571	1-1	1.000	0	2	2	3	0	1	2	1	19
Ozark Christian College	11/22	16	4-12	.333	0-6	.000	0-0	.000	1	1	2	2	0	0	0	1	8
Concordia-St. Paul	11/25								--DNP--								
Central Missouri	11/26	14	1-3	.333	0-2	.000	0-0	.000	0	1	1	0	2	0	0	0	2
at Southwest Baptist	12/1	2	0-0	.000	0-0	.000	0-0	.000	0	0	0	0	0	0	0	0	0
at Truman State	12/4	12	1-4	.250	0-3	.000	0-0	.000	0	0	0	2	0	1	0	0	2
at Quincy	12/6																
Central Christian College	12/17																
Arkansas-Fort Smith	12/21																
Rockhurst	1/2																
William Jewell	1/4																
Missouri S&T	1/8																
Lincoln	1/10																
at Maryville	1/15																
at McKendree	1/17																
Ill. Springfield	1/22																
Indianapolis	1/24																
at Lewis	1/29																
at Upper Iowa	1/31																
Quincy	2/5																
Truman State	2/7																
at William Jewell	2/12																
at Rockhurst	2/14																
Southwest Baptist	2/19																
UMSL	2/26																
at Missouri S&T	2/28																

CAREER STATS

SEASON	GP-GS	Min	Avg	FG-A	Pct	3FG-A	Pct	FT-A	Pct	Off-Def-Rebs	Avg	PF-FO	Ast	Avg.	TO	Blk	Stl	Pts	Avg
2025-26	6-0	78	13.0	14-35	.400	4-21	.190	1-1	1.000	2-5-7	1.2	8-0	2	0.3	2	2	3	33	5.5
TOTAL	6-0	78	13.0	14-35	.400	4-21	.190	1-1	1.000	2-5-7	1.2	8-0	2	0.3	2	2	3	33	5.5





PLAYER PROFILES

43

GEZIM BAJRAMI

Junior | Forward/Center | 6-9 | 260

Tampere, Finland | Omnia Basketball Academy/Frank Phillips College



SEASON HIGHS		
Points	7	vs. Ecclesia (11/19)
Rebounds	3	vs. Ozark Christian (11/22)
Assists	1	2x, last vs. Ozark Christian (11/22)
Steals	1	vs. Ecclesia (11/19)
Blocks	--	--
Field Goals	3	vs. Ecclesia (11/19)
3-Pointers	1	2x, last vs. Ozark Christian (11/22)
Free Throws	--	--
Minutes	8	vs. Ozark Christian (11/22)

CAREER HIGHS		
Points	7	vs. Ecclesia (11/19/25)
Rebounds	3	4x, last vs. Ozark Christian (11/22/25)
Asists	1	5x, last vs. Ozark Christian (11/22/25)
Steals	1	3x, last vs. Ecclesia (11/19/25)
Blocks	2	vs. Air Force (11/10/23)
Field Goals	3	vs. Ecclesia (11/19/25)
3-Pointers	1	2x, last vs. Ozark Christian (11/22/25)
Free Throws	4	at Columbia (11/21/23)
Minutes	21	at Pepperdine (11/13/23)

PRODUCTION TRACKER		
	2025-26	Career
5+ Points	1	3
10+ Points	--	--
5+ Rebounds	--	--
10+ Rebounds	--	--
3+ Offensive Rebounds	--	--
5+ Assists	--	--
10+ Assists	--	--
Double-Doubles	--	--
Multiple Blocks	--	1
Multiple Steals	--	--

2025-26

Bajrami made his Drury debut vs. Ecclesia (Nov. 19), going 3-of-4 from the floor to score seven points; also pulled down two rebounds and recorded an assist and a steal...scored three points and grabbed three rebounds in a DU career-high eight minutes against Ozark Christian (Nov. 22).

PERSONAL

Son of Zymer and Hanife Bajrami...born on July 31, 2003...plans to major in business economics at Drury.

2025-26 GAME-BY-GAME STATS

OPPONENT	DATE	START	MIN	FG-FGA	PCT	3FG-FGA	PCT	FT-FTA	PCT	OFF	DEF	TOT	PF	A	T/O	BLK	STL	PTS
vs. Ohio Dominican	11/14								--DNP--									
vs. Thomas More	11/15								--DNP--									
Ecclesia College	11/19	4	3-4	.750	1-2	.500	0-0	.000	0	2	2	1	1	0	0	0	1	7
Ozark Christian College	11/22	8	1-3	.333	1-2	.500	0-0	.000	2	1	3	1	1	0	0	0	0	3
Concordia-St. Paul	11/25								--DNP--									
Central Missouri	11/26	2	0-1	.000	0-1	.000	0-0	.000	0	0	0	0	0	0	0	0	0	0
at Southwest Baptist	12/1								--DNP--									
at Truman State	12/4								--DNP--									
at Quincy	12/6								--DNP--									
Central Christian College	12/17																	
Arkansas-Fort Smith	12/21																	
Rockhurst	1/2																	
William Jewell	1/4																	
Missouri S&T	1/8																	
Lincoln	1/10																	
at Maryville	1/15																	
at McKendree	1/17																	
Ill. Springfield	1/22																	
Indianapolis	1/24																	
at Lewis	1/29																	
at Upper Iowa	1/31																	
Quincy	2/5																	
Truman State	2/7																	
at William Jewell	2/12																	
at Rockhurst	2/14																	
Southwest Baptist	2/19																	
UMSL	2/26																	
at Missouri S&T	2/28																	

CAREER STATS *at LIU

SEASON	GP-GS	Min	Avg	FG-A	Pct	3FG-A	Pct	FT-A	Pct	Off-Def-Rebs	Avg	PF-FO	Ast	Avg.	TO	Blk	Stl	Pts	Avg
2023-24*	16-2	158	9.9	7-34	.206	0-4	.000	11-22	.500	6-13-19	1.2	26-1	3	0.2	5	4	2	25	1.6
2025-26	3-0	14	4.7	4-8	.500	2-5	.400	0-0	.000	2-3-5	1.7	2-0	2	0.7	0	0	1	10	3.3
TOTAL	19-2	172	9.1	11-42	.262	2-9	.222	11-22	.500	8-16-24	1.3	28-1	5	0.3	5	4	3	35	1.8



TV/RADIO ROSTER



COLIN HARDRICK
G ♦ RSo. ♦ Milwaukee, Wis.



ZACH HOWELL
G/F ♦ RJr. ♦ Springfield, Mo.



KEION EPPS
G ♦ Fr. ♦ Springfield, Mo.



KEVIN SARGEANT
F ♦ Fr. ♦ Missouri City, Texas




BRENLEY HAGEWOOD
G ♦ Fr. ♦ Republic, Mo.



WYATT CARR
G ♦ Fr. ♦ Lebanon, Mo.



LUKE STUBBS
G ♦ Jr. ♦ Kansas City, Mo.




ETHAN WHATLEY
G ♦ Sr. ♦ Ozark, Mo.



HOGAN SMITH
F ♦ RFr. ♦ Springfield, Mo.



KANON GIPSON
G ♦ RJr. ♦ Rogersville, Mo.



KESHAUN THOMAS
F ♦ Fr. ♦ Quincy, Ill.



BRADY NICHOLSON
G ♦ RFr. ♦ Ash Grove, Mo.



ALADJI GASSAMA
F ♦ RSr. ♦ Bamako, Mali




ISAIAH OTYALUK
F ♦ RFr. ♦ Cary, N.C.



GEZIM BAJRAMI
F/C ♦ Jr. ♦ Tampere, Finland



CHRIS FOSTER
Head Coach



SAM BRISCOE
Assistant Coach



BRIAN PEARSON
Assistant Coach

