

25  
26

Drury



M E N ' S B A S K E T B A L L



## 2025-26 SCHEDULE

RECORD	5-5
GLVC	0-3
NON-CONFERENCE	5-2
HOME	3-2
AWAY	0-3
NEUTRAL	2-0

DATE	OPPONENT	TIME/RESULT
Nov. 14	vs. Ohio Dominican <sup>^</sup>	W, 70-65
Nov. 15	vs. Thomas More <sup>^</sup>	W, 71-59
Nov. 19	Ecclesia College	W, 108-68
Nov. 22	Ozark Christian College	W, 90-62
Nov. 25	(21) Concordia-St. Paul <sup>#</sup>	L, 83-94
Nov. 26	Central Missouri <sup>#</sup>	L, 67-89

Dec. 1	at Southwest Baptist <sup>*</sup>	L, 59-76
Dec. 4	at Truman State <sup>*</sup>	L, 79-86
Dec. 6	at Quincy <sup>*</sup>	L, 55-72
Dec. 17	Central Christian College	W, 137-62
Dec. 21	(20) Arkansas-Fort Smith	1 PM

Jan. 2	Rockhurst <sup>*</sup>	7:45 PM
Jan. 4	William Jewell <sup>*</sup>	3 PM
Jan. 8	Missouri S&T <sup>*</sup>	7:45 PM
Jan. 10	Lincoln <sup>*</sup>	3 PM
Jan. 15	at Maryville <sup>*</sup>	7:30 PM
Jan. 17	at McKendree <sup>*</sup>	3 PM
Jan. 22	Illinois Springfield <sup>*</sup>	7:45 PM
Jan. 24	Indianapolis <sup>*</sup>	3 PM
Jan. 29	at Lewis <sup>*</sup>	7:30 PM
Jan. 31	at Upper Iowa <sup>*</sup>	3 PM

Feb. 5	Quincy <sup>*</sup>	7:45 PM
Feb. 7	Truman State <sup>*</sup>	3 PM
Feb. 12	at William Jewell <sup>*</sup>	7:30 PM
Feb. 14	at Rockhurst <sup>*</sup>	2 PM
Feb. 19	Southwest Baptist <sup>*</sup>	7:45 PM
Feb. 26	UMSL <sup>*</sup>	7:45 PM
Feb. 28	at Missouri S&T <sup>*</sup>	3 PM

Mar. 5-8	at GLVC Tournament <sup>%</sup>	TBA
----------	---------------------------------	-----

## Schedule Key

<sup>^</sup>GLVC/G-MAC Challenge (Elsah, Ill.)<sup>#</sup>DoubleTree by Hilton Thanksgiving Classic<sup>%</sup>GLVC Tournament (St. Louis, Mo.)<sup>\*</sup>GLVC GameHome games in **bold**

All Times Central

## DRURY (5-5) vs [20] ARKANSAS-FORT SMITH (10-0)

GAME 11 | Sunday, Dec. 21 | 1 p.m. | O'Reilly Family Event Center (2,850) | Springfield, Mo. | Watch: GLVCSN | Audio: DU All-Access

## DRURY PANTHERS



Season Record: 5-5, 0-3 GLVC  
 Head Coach: Chris Foster  
 Record at Drury: 53-66 (5th)  
 Career Record: 170-146 (12th)

VS

## NO. 20 UAFS LIONS



Season Record: 10-0, 2-0 MIAA  
 Head Coach: Zane Gibson  
 Record at UAFS: 29-38 (3rd)  
 Career Record: 57-75 (6th)

## PROJECTED STARTERS\*

## DRURY

No.	Pos.	Player	Ht.	Wt.	Yr.	Hometown	PPG	RPG	APG	SPG	FG%	FT%
0	G	Colin Hardrick	6-3	170	RSO.	Milwaukee, Wis.	14.6	6.6	3.1	1.4	.412	.625
1	G	Zach Howell	6-5	210	RJr.	Springfield, Mo.	16.5	4.9	2.5	2.0	.478	.800
13	G	Luke Stubbs	6-3	190	Jr.	Kansas City, Mo.	5.8	1.6	1.4	0.5	.413	.500
24	F	KeShaun Thomas	6-6	225	Fr.	Quincy, Ill.	14.4	6.2	1.7	1.7	.476	.804
35	F	Aladji Gassama	6-8	215	RSr.	Bamako, Mali	4.1	2.8	0.1	0.1	.542	.556

## ARKANSAS-FORT SMITH

No.	Pos.	Player	Ht.	Wt.	Yr.	Hometown	PPG	RPG	APG	SPG	FG%	FT%
1	G	Christian Moore	5-10	-	Sr.	Jacksonville, Ark.	11.5	3.1	4.2	1.3	.519	.778
2	G	Aiden Buckmon	6-2	-	Fr.	The Woodlands, Texas	6.8	2.5	2.1	0.6	.585	1.000
4	G	Brandon Scott	6-3	-	Sr.	Hammond, Ind.	10.2	3.4	0.8	1.0	.429	.833
10	F	Kameron Johnson	6-6	-	Sr.	Miami, Fla.	9.5	7.0	1.5	0.7	.468	.679
21	G	Jarren McAllister	6-3	-	Gr.	Raleigh, N.C.	5.9	3.3	1.1	1.0	.511	.750

(\*Based on previous game's starters)

## SETTING THE SCENE

- Drury men's basketball will look to make it two in a row heading into the holiday break, as the Panthers host No. 20 Arkansas-Fort Smith Sunday for a 1 p.m. non-conference matchup at O'Reilly Family Event Center.
- The Panthers turned in a record-breaking performance to kick off their current six-game home stand with a 137-62 victory over Central Christian College Wednesday evening.
- Drury (5-5) set program single-game records for points, three-point field goals (21) and scoring margin (+75), while Zach Howell shattered the DU individual record with his 11 three-point field goals in the victory.
- UAFS (10-0) enters the game with 10-straight victories to open the 2025-26 season, including a pair of wins this week at the River City Holiday Classic in San Antonio.

## DRURY BY THE NUMBERS

- Drury has feasted at home this season, averaging 97.0 points per game at O'Reilly Family Event Center
- The Panthers are 3-2 at home this season, with an average margin of victory of +22 points per game.
- DU has shot .410 from three-point range at O'Reilly this season.
- Individually, Zach Howell has averaged 19.4 points while shooting .667 (26-of-39) from three-point range at home.
- Four additional Panthers are averaging double figures at home: KeShaun Thomas (13.8), Keion Epps (13.7), Isaiah Otyaluk (13.5) and Colin Hardrick (13.0).
- The Panthers are forcing an average of 17.6 turnovers and handing out 19.8 assists per contest at O'Reilly this season.

## BY THE NUMBERS

11

THREE-POINT FIELD GOALS MADE by DU junior Zach Howell in Wednesday's win over Central Christian, marking the top single-game total by an NCAA D-II player this season.

## GLVC-LEADING ASSIST-PER-GAME AVERAGE

recorded by freshman Keion Epps through the first seven games of his Drury career...Epps also ranks fourth in the league in steals (2.3 spg).

6.0

47

COMBINED DOUBLE-DIGIT SCORING GAMES by the duo of Colin Hardrick and Zach Howell...The tandem has topped the 20-point mark a combined 12 times in DU's 37 games since the start of 2024-25.

## AVERAGE NUMBER OF OFFENSIVE REBOUNDS

per game for the Panthers...DU ranks second in the GLVC with its 13.5-offensive board average, led by freshman KeShaun Thomas's 2.1 off. rpg. average.

13

107

TOTAL STEALS RECORDED BY THE PANTHERS through the first 10 games of the season...DU leads the GLVC and ranks 18th nationally with its average of 10.7 steals per game.

TOTAL DRURY ASSISTS in Wednesday's victory, marking the best single-game total for the Panthers on record since at least 2010...DU assisted on 64.7-percent of its 51 field goals.

33



## QUICK FACTS

### THE BASICS

**Location:** Springfield, Missouri  
**Founded:** 1873  
**Conference:** Great Lakes Valley  
**Enrollment:** 2,273  
**Colors:** Scarlet and Gray  
**Nickname:** Panthers  
**Mascot:** Pouncer  
**University President:** Dr. Jeff Frederick  
**Faculty Athletics Rep:** Dr. Charles Taylor  
**Director of Athletics:** Nyla Milleson  
**Athletic Department Phone:** (417) 873-7265

### FACILITY FACTS

**O'Reilly Family Event Center**  
**Capacity:** 2,850  
**Record in Arena:** 176-45 (.796)

### CREDENTIALS

Outlets interested in obtaining credentials to cover Drury basketball home games must apply for credentials via [DruryPanthers.com](http://DruryPanthers.com).

Applications for single-game credentials should be submitted at least five days in advance of the game(s) one plans to cover.

### MEDIA AVAILABILITY

Drury basketball coaches and student-athletes are available for interviews postgame and throughout the week upon request. Please coordinate all media inquiries through the team's designated sports contact.


### MEDIA RELATIONS STAFF



**ERIC DOENNIG**  
 Associate A.D. for Media Relations  
 C: 417.430.6680  
 O: 417.873.7272  
 E: [edoennig@drury.edu](mailto:edoennig@drury.edu)  
 Contact: MBB, VB, BASE, SWIM



**HUDSON HARKNESS**  
 Assistant Director, Media Relations  
 C: 231.720.5031  
 O: 417.873.6382  
 E: [hharkness@drury.edu](mailto:hharkness@drury.edu)  
 Contact: WBB, WSOC, SB, TEN, GOLF, STUNT



**JOSH CLARK**  
 Graduate Assistant  
 C: 402.871.1897  
 O: 417.873.7349  
 E: [jjclark032@drury.edu](mailto:jjclark032@drury.edu)  
 Contact: MSOC, XC, TRI, TF, WREST



## 2025-26 DRURY PANTHERS

NO.	NAME	POS.	HT.	WT.	YR.	HOMETOWN / PREVIOUS SCHOOL(S)
0	Colin Hardrick	G	6-3	170	RSo.	Milwaukee, Wis. / Wauwatosa West / We Are United Prep
1	Zach Howell	G/F	6-5	210	RJr.	Springfield, Mo. / Catholic / Milwaukee
3	Keion Epps	G	6-0	175	Fr.	Springfield, Mo. / Central
4	Kevin Sargeant	F	6-5	200	Fr.	Missouri City, Texas / Thurgood Marshall
10	Brenley Hagewood	G	6-0	165	Fr.	Republic, Mo. / Republic
11	Wyatt Carr	G	6-5	170	Fr.	Lebanon, Mo. / Lebanon
13	Luke Stubbs	G	6-3	190	RJr.	Kansas City, Mo. / Liberty
20	Hogan Smith	F	6-5	175	RFr.	Springfield, Mo. / Kickapoo
23	Kanon Gipson	G	6-3	180	RJr.	Rogersville, Mo. / Logan-Rogersville / Missouri State
24	KeShaun Thomas	F	6-6	225	Fr.	Quincy, Ill. / Quincy
30	Brady Nicholson	G	6-3	170	RFr.	Ash Grove, Mo. / Ash Grove
34	Aladji Gassama	F	6-8	215	RSr.	Bamako, Mali / De Smet Jesuit / Pepperdine
35	Isaiah Otyaluk	F	6-7	175	RFr.	Cary, N.C. / Word of God Academy / Chattanooga
43	Gezim Bajrami	F/C	6-9	260	Jr.	Tampere, Finland / Omnia / Frank Phillips College

### STAFF

**Head Coach:** Chris Foster  
 Record at Drury: 53-66 (5th Season)  
 Overall Record: 170-146 (12th Season)

**Assistant Coach:** Sam Briscoe

**Assistant Coach:** Brian Pearson

**Student Assistants:** Leo Gomes,  
 Jamarion Bradford

### PRONUNCIATION GUIDE

**Colin Hardrick** ..... CALL-un HARD-rick  
**Kevin Sargeant** ..... SAR-gent  
**Brenley Hagewood** ..... HAYG-wood  
**Kanon Gipson** ..... CAN-un  
**KeShaun Thomas** ..... KEY-shawn  
**Aladji Gassama** ..... uh-LODGE-ee gah-SAW-mah  
**Isaiah Otyaluk** ..... oh-TEE-uh-luke  
**Gezim Bajrami** ..... Geh-zim bah-RAH-me

### BREAKDOWN BY LOCATION

**By Country** ..... United States (12), Finland (1), Mali (1)  
**By State** ..... Missouri (8), Illinois (1), North Carolina (1),  
 ..... Texas (1), Wisconsin (1)

### BREAKDOWN BY CLASS

**Seniors** ..... 1  
**Juniors** ..... 4  
**Sophomores** ..... 1  
**Freshman** ..... 8

### BREAKDOWN BY POSITION

**Center** ..... 1  
**Forward** ..... 5  
**Guard** ..... 8



# THE MATCHUP

## SERIES HISTORY

- The Panthers and Lions will be facing off for just the second time on Sunday.
- UAFS claimed the only previous meeting in the series, an 89-76 decision over DU in Fort Smith, one year ago (Dec. 21, 2024).
- In last year's matchup, UAFS went 17-of-20 from the field in the second half to hold off Drury's comeback bid; **Colin Hardrick** led the Panthers with 18 points.

## ABOUT ARKANSAS-FORT SMITH

- The Lions enter Sunday's game 10-0 on the season and ranked No. 20 in the nation (NABC).
- Led by third-year head coach Zane Gibson, the Lions are averaging 86.9 points per outing, while allowing just 62.2 points.
- UAFS leads the nation in three-point field goal percentage defense (.236) and ranks second in overall field goal defense (.357).
- The Lions featured one of the more potent three-point attacks in the country, ranking ninth in team three-point shooting (.414), keyed by five different regulars who are shooting better than 40-percent from beyond the arc.
- Christian Moore leads the offense with his 11.5 ppg and 4.2 assists per game averages; Brandon Scott (10.2) is the only other UAFS starter averaging in double figures, while Jack Hoth is contributing 10.9 points per outing off the bench.
- UAFS is also tough on the boards, with Kameron Johnson's 7.0 rpg average pacing a club that ranks fifth nationally in rebounding (44.9 rpg).

## HEAD COACH ZANE GIBSON

- Head coach Zane Gibson is 29-38 in his third year leading the UAFS program and 57-75 overall in his sixth season as a collegiate head coach.
- Prior to taking the reins in Fort Smith, Gibson served as head coach at Western New Mexico for three seasons, compiling a 28-37 record.

## UAFS STATISTICAL LEADERS

SCORING	G	PTS.	PPG
Christian Moore	10	115	11.5
Jack Hoth	9	98	10.9
Brandon Scott	10	102	10.2

REBOUNDING	G	REB.	RPG
Kameron Johnson	10	70	7.0
VJ Reeves	10	45	4.5

ASSISTS	G	AST.	APG
Christian Moore	10	42	4.2
Aiden Buckmon	10	21	2.1

STEALS	G	STL.	SPG
Christian Moore	10	13	1.3
Two tied with	10	10	1.0

BLOCKS	G	BLK.	BPG
Donovan Black	10	14	1.4
Kameron Johnson	10	6	0.6

3-POINT FG	G	3FG-A	PCT.
Aiden Buckmon	10	15-27	.556
Kanaan Holder	10	12-22	.545
Christian Moore	10	12-27	.444

## ABOUT DRURY

- DU is coming off back-to-back winning seasons for the first time since 2019-21 after going 14-13 a year ago and 15-13 in 2023-24.
- DU posted its first 4-0 start in six years, with wins over Ohio Dominican, Thomas More, Ecclesia and Ozark Christian.
- As a team, the Panthers are scoring at a 81.9 ppg clip, while allowing an average of 73.3 points per outing.
- Drury is paced by an offense that features three double-figure scorers, led by junior guard **Zach Howell** (16.5 ppg) and sophomore guard **Colin Hardrick** (14.6).
- Howell is DU's leading returning scorer, while Hardrick earned GLVC All-Freshman and All-Defensive team honors last winter after averaging 10.2 points, 6.7 boards and 2.0 steals per outing.
- Junior guard **Luke Stubbs** has returned from an injury that sidelined him for the majority of the 2024-25 season, making six starts and averaging 5.8 points per outing to date.
- Several talented newcomers have contributed significantly in their first three weeks as Panthers: freshman **KeShaun Thomas** (14.4 ppg) has been a dominant force in the paint, scoring in double-figures in eight of the Panthers' 10 games, including a trio of double-doubles; fellow rookie **Keion Epps** is averaging 8.1 points as the Panthers' fourth-leading scorer, in addition to a GLVC-best 6.0 assist-per-game average.

## HEAD COACH CHRIS FOSTER

- Now in his fifth season as head coach of the Panthers, **Chris Foster** brings a 53-66 record as DU's mentor.
- The Ironton, Mo., native has compiled a 170-146 overall record in his 12 seasons as a collegiate head coach -- all at the NCAA Division II level within the Great Lakes Valley Conference.
- Prior to accepting the Drury head position, Foster spent three seasons at McKendree, leading the Bearcats to a 34-40 mark.
- Foster, a UNI graduate, began his head coaching career with a successful four-year stint at Truman State, where he led the Bulldogs to 20-win seasons each year.

## DRURY STATISTICAL LEADERS

SCORING	G	PTS.	PPG
Zach Howell	10	165	16.5
Colin Hardrick	10	146	14.6
KeShaun Thomas	10	144	14.4

REBOUNDING	G	REB.	RPG
Colin Hardrick	10	66	6.6
KeShaun Thomas	10	62	6.2

ASSISTS	G	AST.	APG
Keion Epps	7	42	6.0
Colin Hardrick	10	31	3.1

STEALS	G	STL.	SPG
Keion Epps	7	16	2.3
Zach Howell	10	20	2.0

BLOCKS	G	BLK.	BPG
Aladji Gassama	10	12	1.2
Kevin Sargeant	6	7	1.2

3-POINT FG	G	3FG-A	PCT.
Zach Howell	10	37-78	.474
Keion Epps	7	9-19	.474
Luke Stubbs	8	4-12	.333

# DRURY HONORS

## Colin Hardrick

- 2024-25 GLVC All-Freshman Team
- 2024-25 GLVC All-Defensive Team

## Zach Howell

- 2024-25 CSC Academic All-District
- 2024-25 Academic All-GLVC

## Hogan Smith

- 2024-25 Academic All-GLVC

## Luke Stubbs

- 2024-25 Academic All-GLVC
- 2022-23 Academic All-GLVC

## Ethan Whatley

- 2024-25 Academic All-GLVC
- 2023-24 Academic All-GLVC
- 2022-23 Academic All-GLVC

## FOLLOW THE PANTHERS

- Fans may follow the Panthers through the **GLVC Sports Network** (subscription required), where contests will be streamed live throughout the regular season.
- New for the 2025-26 academic year, viewing access to live broadcasts from GLVC regular-season and postseason contests will be available via monthly subscription (\$30) or annual subscription (\$140). Single-event access can also be purchased for \$15.
- Fans can also stay connected with the Panthers through the **Drury Basketball Coaches Radio Shows**. The DU weekly radio shows will air Tuesday nights at 6 p.m., beginning Nov. 4 and continuing throughout the season from The Pitch Pizza & Pub in Springfield and streaming live on **DU All-Access**.

## LISTEN ONLINE THROUGH DU ALL-ACCESS

- All Drury men's and women's basketball games in 2025-26 will be broadcast online through the **DU All-Access** button via [DruryPanthers.com](http://DruryPanthers.com) (or by scanning the QR code).
- Fans may access the audio streams by visiting the schedule pages for the Panthers and selecting the "Listen" link, or via the DU All Access button located on the home page.



## DRURY BASKETBALL LUNCHEONS

- Drury will also host seven **Basketball Luncheons** inside Plaster Gallery/The Lair, located in the O'Reilly Family Event Center.
- The luncheons will feature both DU head coaches, as well as select members of the Panthers and Lady Panthers squads.
- The cost of each 11:30 a.m., luncheon is \$13, with the first gathering slated for Monday, Nov. 10, and additional luncheons scheduled subsequently on Nov. 24, Dec. 8, Jan. 12, Jan. 26, Feb. 9 and Feb. 23.





## NOTEWORTHY

### PUTTING THE 'O' IN 'THE O'

- Drury's 137-62 win over Central Christian on Wednesday included several record-breaking (or matching) performances:
  - Drury single-game scoring (137 points)
  - Drury single-game three-point field goals (21)
  - Zach Howell**: DU single-game three-point field goals (11)
  - Tied Drury single-game scoring margin (+75)
- Drury's 137 points eclipsed the program's previous single-game standard of 129, established in a 129-89 victory over Lincoln on Feb. 20, 2002.
- Howell surpassed the Panthers' single-game record for three-point field goals with 11 makes from beyond the arc en route to a career-high 33 points, surpassing former DU teammate Logan Applegate's 10 successful treys at SBU (Feb. 22, 2025).
- Additionally, the Panthers came within one field goal of matching their program record for shots made (52) in a game.
- Including Howell's career night, a total of five Panthers turned in career-best scoring performances, including **Isaiah Otyaluk** (25), **Aladji Gassama** (16), **Kevin Sargeant** (13) and **Brady Nicholson** (5) in the victory over Central Christian.

### GRAND LARCENY

- The Panthers have recorded a GLVC-best 107 steals as a team through the first 10 contests of the season.
- Drury ranks 18th nationally in steals per game (10.7) at the Division II level, paced by freshman **Keion Epps**' 2.3 average.
- Drury is on pace to post 300 steals during the regular season, which would rank as third-best single-season total on record at DU.
- DU's current average of 10.7 steals per outing is its best since 2009-10, when the Panthers registered a 10.9 steal average that rates as the top average on record in Drury history.
- The top single-season steal total on record for Drury came during its 2012-13 national title run, when the Panthers pilfered 355 steals in 35 contests for an average of 10.1 per game.

### PANTHERS IN THE RANKINGS

- The Panthers rank among the GLVC's top clubs in a number of categories, including a league best total of 107 steals (10.7 spg).
- Drury also rates among the conference's best in blocked shots (3.6) and turnovers forced (16.8), ranking second in each category.
- Individually, **Keion Epps**' 6.0 assists per game is the top average in the GLVC, while his team-leading average of 2.3 steals ranks fourth in the league.
- Zach Howell** ranks second in the GLVC (and eighth nationally) in three-point field goals made (37), while his 2.0 steals per contest average ranks seventh in the conference.
- Howell also ranks second in the GLVC in three-point percentage (.474).
- Colin Hardrick** ranks 12th in the GLVC in total rebounds (66) and eighth in field goals made (54).
- Aladji Gassama** ranks second in the conference in total blocks (12) and third in blocks per game (1.2).

### ROOKIE NO MORE

- Drury sophomore guard **Colin Hardrick** will look to make an even bigger splash in his second year on the court for the Panthers, despite a standout rookie campaign that netted the Milwaukee native GLVC All-Freshman and All-Defensive Team honors.
- Hardrick led the GLVC in steals (2.0 spg), while pacing the Panthers in rebounding (6.7 rpg) and assists (2.7 apg), in addition

to scoring at a 10.2 ppg clip.

- The Milwaukee native has picked up right where he left off, bringing averages of 14.6 ppg and 6.6 rpg into Sunday's game.
- Hardrick ranks eighth in the GLVC in field goals (54) and 12th in total rebounds (66), while his scoring average is 19th overall.

### A FINE HOW-ELL DO YOU DO

- The other multi-faceted half of Drury's potent 1-2 punch, junior guard/forward **Zach Howell**, also turned in a memorable debut season in Scarlet and Gray last winter.
- Like Hardrick, Howell hit the ground running in the first three weeks of the new season, bringing a team-best average of 16.5 points per outing into Sunday's game.
- Howell tallied a career-best 33-point performance in Wednesday's win over Central Christian, burying his first eight three-point attempts of the night en route to a school-record 11 makes from beyond the arc, which represents the top single-game total by an NCAA Division II shooter this season.
- So far in 2025-26, Howell ranks among the GLVC leaders in scoring (11th), steals (7th), three-point field goals made (2nd) and three-point shooting percentage (2nd).
- Last season the Springfield native averaged 13.2 points and 4.6 rebounds per outing following his return home after competing for two seasons at Division-I Milwaukee.
- Howell was not only the Panthers' top long-distance threat with his team-best 72 3-point field goal makes, but also DU's No. 2 rebounder to go along with the team's fourth-best steal (23) total.

### NEW PANTHERS PROVIDE A LIFT

- Drury's talented eight-man 2025 recruiting class has made an immediate impact for the Panthers over the first 10 games.
- Freshman **KeShaun Thomas** has asserted himself in the Panthers' lineup, starting his DU career with eight double-digit point totals in 10 games, including three double-doubles.
- Like Thomas, freshman guard **Keion Epps** has shown off his diverse skill set early in his DU career and brings the top season assist average (6.0) in the GLVC into Sunday's game.
- Additionally, the freshman duo of **Isaiah Otyaluk** and **Kevin Sargeant** have each turned in memorable contributions over the first five weeks of their Drury careers; Otyaluk scored 25 points in Wednesday's win over Central Christian, while Sargeant also turned in a career scoring high with 13 points in the victory.

### PANTHERS IN THE CENTURY CLUB

- Drury topped the century mark for the second time in 2025-26 Wednesday with their best single-game scoring total ever against Central Christian.
- The Panthers also topped the century mark in a 108-68 win over Ecclesia on Nov. 19; that performance marked the first time DU reached the 100-point plateau since a 106-point effort vs. University of the Ozarks on Dec. 5, 2023.
- Wednesday's victory marked the fourth 100+ point total for the Panthers under **Chris Foster**.

### GLVC GAINS

- Drury has produced positive gains in the Great Lakes Valley Conference regular season over the past two seasons, including a nine-win league season a year ago.
- The Panthers have increased their conference win total in each of the last two seasons, improving from a 5-15 slate and a 12th place finish in 2022-23 to a 10th-place showing and an 8-12 record in 2023-24 to last year's 9-11 mark and ninth-place effort.

## GAME-BY-GAME STARTERS

OPP.	G	G	G	G/F	F
ODU	Hardrick	Howell	Nichols	Stubbs	Gassama
TMU	Hardrick	Howell	Nichols	Thomas	Gassama
EC	Hardrick	Howell	Nichols	Thomas	Gassama
OCC	Hardrick	Howell	Nichols	Thomas	Gassama
CSP	Hardrick	Howell	Nichols	Stubbs	Thomas
UCM	Hardrick	Howell	Nichols	Stubbs	Thomas
SBU	Hardrick	Howell	Epps	Stubbs	Gassama
TSU	Hardrick	Howell	Epps	Stubbs	Thomas
QU	Hardrick	Howell	Epps	Stubbs	Thomas
CCC	Hardrick	Howell	Stubbs	Thomas	Gassama
UAWS					
RU					
WJC					
MoS&T					
Lincoln					
MU					
McK					
UIS					
UIndy					
Lewis					
UIU					
QU					
TSU					
WJC					
RU					
SBU					
UMSL					
MoS&T					

## GAMES STARTED AT DRURY

	STREAK	25-26	CAREER	GLVC
Colin Hardrick	37	10	37	23
Zach Howell	10	10	36	22
Avante Nichols	--	6	6	--
Keion Epps	--	3	3	3
Kevin Sargeant	--	--	--	--
Brenley Hagewood	--	--	--	--
Wyatt Carr	--	--	--	--
Luke Stubbs	6	7	8	4
Ethan Whatley	--	--	--	--
Hogan Smith	--	--	--	--
Kanon Gipson	--	--	2	2
KeShaun Thomas	3	8	8	2
Brady Nicholson	--	--	--	--
Aladji Gassama	1	6	6	1
Isaiah Otyaluk	--	--	--	--
Gezim Bajrami	--	--	--	--

**GLVC**  
**CREATE YOUR**  
**LEGACY**



## HEAD COACH



**CHRIS FOSTER**

5th Season at Drury

### CAREER SUMMARY

Overall Record: 170-146 (12th)  
 Drury Record: 53-66 (5th)  
 Conference Games (regular season): 102-106  
 Non-Conference Games (regular season): 62-33  
 Conference Tournament: 6-6  
 NCAA Tournament: 0-2

### CAREER HEAD COACHING RECORD

Year	School	Overall	Conference
2014-15	Truman State	20-10	11-7
2015-16	Truman State	21-9	12-6
2016-17	Truman State	22-10	12-6
2017-18	Truman State	20-11	13-5
2018-19	McKendree	9-18	5-13
2019-20	McKendree	15-13	10-10
2020-21	McKendree	10-9	10-8
2021-22	Drury	10-16	7-10
2022-23	Drury	9-19	5-15
2023-24	Drury	15-13	8-12
2024-25	Drury	14-13	9-11
2025-26	Drury	5-5	0-3
<b>Totals</b>	<b>12 seasons</b>	<b>170-146</b>	<b>102-106</b>
<b>Drury</b>	<b>5 seasons</b>	<b>53-66</b>	<b>29-51</b>
<b>McKendree</b>	<b>3 seasons</b>	<b>34-40</b>	<b>25-31</b>
<b>Truman St.</b>	<b>4 seasons</b>	<b>83-40</b>	<b>48-24</b>

### FOSTER vs. GLVC

TEAM	ALL	DU	McK	TSU
Drury	4-5	--	1-3	4-2
Ill. Springfield	9-7	2-5	3-2	4-0
Indianapolis	4-10	1-4	2-3	1-3
Lewis	6-10	2-3	2-3	2-4
Lincoln	0-1	0-1	0-0	0-0
Maryville	11-4	4-2	2-2	5-0
McKendree	7-2	3-2	--	4-0
Missouri S&T	9-8	3-5	2-2	4-1
UMSL	7-10	2-4	2-3	3-3
Quincy	9-9	1-6	2-1	6-2
Rockhurst	11-7	3-4	2-2	6-1
SBU	4-5	3-4	1-1	0-0
Truman St.	1-7	1-5	0-2	--
Upper Iowa	1-2	1-2	0-0	0-0
William Jewell	11-4	2-4	2-0	7-0
*Former members	13-22	1-0	4-8	8-14
<b>TOTAL</b>	<b>107-113</b>	<b>29-51</b>	<b>25-32</b>	<b>54-30</b>

\*includes W-L totals vs. former GLVC members Lindenwood, Southern Indiana, Bellarmine, Saint Joseph's and Wisconsin-Parkside.

**Chris Foster** begins his fifth season at the helm of the Drury men's program and his 12th year overall as a collegiate head coach in 2025-26. Foster's rebuilding efforts at Drury have taken root over the past two seasons, as the Panthers posted their second consecutive winning season in 2024-25.

DU's growth over the past two winters has been evident on the court, as four different Panthers have earned All-Great Lakes Valley Conference honors, including sophomore guard **Colin Hardrick**. One of the conference's top all-around talents, Hardrick led the GLVC in steals while averaging 10.2 points and ranking among the league's top 10 players in rebounding to earn All-Freshman and All-Defensive Team honors.

The Panthers' 14-win season last year followed a breakthrough 2023-24 campaign that saw Drury post a 15-13 record, marking a six-game improvement from the previous year. The Panthers featured All-Great Lakes Valley Conference selection Logan Applegate, while Brock Wakefield was named to the All-Defensive team, and Juok Riak was selected for the All-Freshman squad.

Foster was named Drury's head coach on March 23, 2021, and arrived from McKendree, where he led the fellow GLVC program for three years. In 2020-21, he guided the Bearcats to their best finish ever in the GLVC as McKendree went 10-8 in the conference and ended the year in fourth place overall. The previous season, Foster put together the program's first-ever above .500 season at the NCAA-II level as the Bearcats went 15-13 and 10-10 in the conference.

Before his stint at McKendree, he was the head coach at Truman State, also a GLVC member, where he not only turned the Bulldogs around, but also laid the foundation for a program that has been one the best in Division II, as Truman advanced to the Elite Eight and was ranked as high as No. 2 in the nation in 2021.

Foster spent four seasons as Truman State's head coach putting together a record of 83-40. His team reached the NCAA-II tournament in 2017 and 2018, and their 2017 trip was their first national tourney berth in 11 years. While at Truman State, Foster recruited and signed four-time All-GLVC selection Brodrick Thomas, who reached the NBA with the Boston Celtics, Cleveland Cavaliers, and Houston Rockets.

Foster is the 20th head coach in Drury's 118-year history as a men's basketball program, and he is only the eighth man to fill the role since 1965.

Prior to becoming head coach at Truman State, Foster was the associate head coach and recruiting coordinator for the Bulldogs.

Originally from Ironton, Mo., Foster played college basketball for Northern Iowa, was an All-Freshman selection in the Missouri Valley Conference, and scored more than 1,000 points in his collegiate career. He was a part of NCAA tournament teams in 2004 and 2005, and currently ranks 44th on Northern Iowa's all-time scoring list.

Foster stayed at UNI to serve as a graduate assistant, then transitioned to director of basketball operations for the Panthers. After coaching at the high school level, he returned to his alma mater to rejoin the coaching staff as video coordinator in 2011.

Foster is 170-146 in 12 seasons as a collegiate head coach. His 2018 Truman State squad was the GLVC's co-West Division champion, and three of his teams have won the conference's Sportsmanship Award.

He and his wife, Kylie, have three children – son Jase, and daughters Avery and Riley.



### NEW LOOK STAFF FOR 2025-26

- Drury's bench will have a bit of a different look this winter with the addition of two new assistant coaches for the upcoming season.
- Foster turned to a familiar face to fill one of those spots, hiring former DU assistant **Sam Briscoe** in May.
- Briscoe returns to the program after serving as an assistant under Foster in 2021-22 and two years as a graduate assistant for Steve Hesser from 2019-21.
- Briscoe will replace assistant Marc Sonnen, who resigned for an assistant coaching position at his alma mater, UNI.
- For the last three years, Briscoe has been a head coach at the high school level in the St. Louis area and, for the last two seasons, led the prestigious Christian Brothers College (CBC) program.
- The Panthers also welcomed former Iowa State staffer **Brian Pearson** to Springfield over the summer to fill the final assistant post on his bench.
- Pearson arrives at Drury after spending the past four seasons with the Iowa State men's program, where he contributed to four NCAA Tournament appearances and two trips to the Sweet 16 under head coach T.J. Otzelberger.
- During his tenure in Ames, the Cyclones amassed 95 wins, and Pearson played a role in the development of eight All-Big 12 selections.



## O'REILLY FAMILY EVENT CENTER



CAPACITY: **2,850** | OVERALL RECORD IN 16 SEASONS AT O'REILLY FAMILY EVENT CENTER: **177-45**

### AT HOME IN THE O'

The **O'Reilly Family Event Center** is home to the Drury University Athletics offices and serves as the home venue for men's and women's basketball and volleyball.

The arena, built in 2010 for \$13.5 million, was rated as the top NCAA Division II facility in the continental United States and the second-best building in the division by HERO Sports.

The O' features six luxury suites, the Plaster Gallery banquet room, and a seating capacity of 2,850 for basketball games. It can hold 3,160 for a seated floor concert and up to 3,592 for a general admission standing concert. Acts that have performed in The O' include Jax, Willie Nelson and Merle Haggard, Incubus, Dierks Bentley, Florida Georgia Line, Rob Zombie, Korn, Trevor Noah, Avett Brothers, The Pointer Sisters, Jack's Mannequin, Chicago, Kelly Clarkson, Bryan Adams, Sheryl Crow, Lynyrd Skynyrd, REO/Slyx/Ted Nugent, and many more.

Fans have been greeted with a rich tradition of success inside The O'. The arena has hosted six NCAA-II Midwest Regional Tournaments, five of which resulted in regional championships. Drury basketball programs have combined for 21 National Tournament appearances, 11 Conference Championships, and a pair of dominant home records — 177-45 for the Panthers and an incredible 194-22 for the Lady Panthers. The O' has been the site of some of Drury's most historic moments, including the men's 2013 NCAA-II National Championship and the Lady Panthers' undefeated 32-0 season in 2020.

**O'REILLY FAMILY**  
EVENT CENTER

### GLVC ATTENDANCE

ARENA	SCHOOL	CAPACITY	2024-25 AVG (GLVC/D-II RANK)
Mabee Center	William Jewell	2,400	1,173 (1/12)
<b>O'Reilly Family Event Center</b>	<b>Drury</b>	<b>2,850</b>	<b>1,068 (2/21)</b>
Jason Gymnasium	Lincoln	1,900	594 (3/77)
Pepsi Arena	Quincy	2,000	559 (4/83)
Neil Carey Arena	Lewis	1,100	510 (5/96)
Dorman Memorial Gymnasium	Upper Iowa	1,338	436 (6/110)
John Q. Hammons Court	Southwest Baptist	2,925	412 (7/118)
Gibson Arena	Missouri S&T	4,000	397 (8/124)
Melvin Price Convocation Center	McKendree	1,600	394 (9/126)
Mason-Halpin Field House	Rockhurst	3,100	360 (10/148)
Nicoson Hall	Indianapolis	4,000	329 (11/160)
The Recreation and Athletic Center (TRAC)	Illinois Springfield	3,000	279 (12/185)
Pershing Arena	Truman State	2,300	218 (13/219)
Moloney Center	Maryville	2,000	218 (14/220)
Mark Twain Building	UMSL	3,700	185 (15/244)

### PANTHERS IN THE O'

SEASON	RECORD	AVERAGE
2010-11	14-1 (.933)	1,528
2011-12	12-3 (.800)	1,714
2012-13	15-1 (.938)	1,886
2013-14	16-0 (1.000)	1,918
2014-15	11-3 (.786)	1,974
2015-16	11-3 (.786)	1,395
2016-17	14-2 (.875)	1,460
2017-18	12-2 (.857)	1,448
2018-19	13-2 (.867)	1,454
2019-20	13-1 (.929)	1,701
2020-21	6-3 (.667)	40
2021-22	8-5 (.615)	1,378
2022-23	8-8 (.500)	1,089
2023-24	11-4 (.733)	1,140
2024-25	10-5 (.667)	1,068
2025-26	3-2 (.600)	940
<b>Total</b>	<b>177-45 (.797)</b>	<b>--</b>

### DRURY'S RETIRED NUMBERS

NAME	NO.	YEARS
Charlie Crosby	44	1952-56
Jerry Alexander	15	1975-79
Lonnie Holmes	40	1991-95
Matt Miller	22	1998-02
Alex Hall	33	2009-13
Brandon Lockhart	21	2009-13

<b>44</b>	<b>15</b>	<b>40</b>
<b>CROSBY</b>	<b>ALEXANDER</b>	<b>HOLMES</b>

<b>22</b>	<b>33</b>	<b>21</b>
<b>MILLER</b>	<b>HALL</b>	<b>LOCKHART</b>





# SUPERLATIVES

## DRURY'S RECORD WHEN...

At home .....	3-2
On the road .....	0-3
At neutral sites .....	2-0
In overtime .....	0-0

Facing teams over .500 .....	1-2
Facing teams under .500 .....	3-2
Facing teams at .500 .....	1-1

Facing top-5 opponents .....	0-0
Facing top-10 opponents .....	0-0
Facing top-15 opponents .....	0-0
Facing top-20 opponents .....	0-0
Facing top-25 opponents .....	0-1
Facing RV opponents .....	0-0
Ranked in top 5 .....	0-0
Ranked in top 10 .....	0-0
Ranked in top 15 .....	0-0
Ranked in top 20 .....	0-0
Ranked in top 25 .....	0-0
Receiving votes .....	0-3
Both teams ranked .....	0-0
Both teams unranked .....	5-4

Leading at halftime .....	4-0
Trailing at halftime .....	1-5
Tied at halftime .....	0-0
Leading by double digits at halftime .....	3-0
Trailing by double digits at halftime .....	1-1

Leading with 10:00 left in regulation .....	4-0
Trailing with 10:00 left in regulation .....	1-5
Tied with 10:00 in regulation .....	0-0
Leading with 5:00 left in regulation .....	4-0
Trailing with 5:00 left in regulation .....	1-5
Tied with 5:00 left in regulation .....	0-0
Leading with 2:00 left in regulation .....	5-0
Trailing with 2:00 left in regulation .....	0-5
Tied with 2:00 left in regulation .....	0-0

Recording more rebounds .....	5-2
Opponent records more rebounds .....	0-3
Rebound total is the same .....	0-0
Recording 35 or more rebounds .....	5-1
Recording fewer than 35 rebounds .....	0-4
Recording more offensive rebounds .....	3-3
Opponent records more offensive rebounds .....	0-2
Offensive rebound total is the same .....	2-0
Recording 10 or more offensive rebounds .....	5-4
Recording fewer than 10 offensive rebounds .....	0-1

Record more assists .....	3-1
Opponent records more assists .....	1-4
Assist total is the same .....	1-0
Recording 15 or more assists .....	3-2
Recording fewer than 15 assists .....	2-3

Committing fewer turnovers .....	4-2
Opponent commits fewer turnovers .....	1-2
Turnover total is the same .....	0-1
Committing fewer than 12 turnovers .....	2-0
Committing 12 or more turnovers .....	3-5

Recording more steals .....	4-2
Opponent records more steals .....	1-1
Steal total is the same .....	0-2
Recording 8 or more steals .....	4-5
Recording fewer than 8 steals .....	1-0

Recording more blocks .....	4-1
Opponent records more blocks .....	0-3
Block total is the same .....	1-1
Recording 5 or more blocks .....	3-0
Recording fewer than 5 blocks .....	2-5

Recording more personal fouls .....	4-4
Recording fewer personal fouls .....	1-1
Personal foul total is the same .....	0-0

Shooting better than opponent from the field .....	5-0
Opponent shoots better from the field .....	0-5
Shooting 50 percent or better from the field .....	2-0
Shooting 40-49.9 percent from the field .....	3-3

Shooting 30-39.9 percent from the field .....	0-2
Shooting under 30 percent from the field .....	0-0
Opponent shoots 50 percent or better from the field .....	0-3
Opponent shoots 40-49.9 percent from the field .....	2-2
Opponent shoots 30-39.9 percent from the field .....	3-0
Opponent shoots under 30 percent from the field .....	0-0

Making more 3-pointers .....	4-1
Opponent makes more 3-pointers .....	1-3
Made 3-pointer total is the same .....	0-1
Shooting 35 percent or better on 3-pointers .....	3-2
Shooting under 35 percent on 3-pointers .....	2-3

Making more free throws .....	3-1
Opponent makes more free throws .....	1-4
Made free-throw total is the same .....	1-0
Recording more free-throw attempts .....	3-2
Opponent has more free-throw attempts .....	2-3
Attempted free-throw total is the same .....	0-0
Shooting 70 percent or better at the line .....	2-2
Shooting under 70 percent at the line .....	3-3

Scoring more points off turnovers .....	4-1
Opponent scores more points off turnovers .....	1-4
Points off turnovers total is the same .....	0-0
Scoring more paint points .....	5-0
Opponent scores more paint points .....	0-4
Paint point total is the same .....	0-1
Scoring more second-chance points .....	5-3
Opponent scores more second-chance points .....	0-2
Second-chance point total is the same .....	0-0
Scoring more fast-break points .....	5-1
Opponent scores more fast-break points .....	0-3
Fast-break point total is the same .....	0-1
Scoring more bench points .....	3-3
Opponent scores more bench points .....	2-2
Bench point total is the same .....	0-0

Six players score in double figures .....	1-0
Five players score in double figures .....	1-0
Four players score in double figures .....	1-0
Three players score in double figures .....	2-3
Two players score in double figures .....	0-1
One player score in double figures .....	0-1
Zero players score in double figures .....	0-0

Scoring under 50 points .....	0-0
Scoring between 50-59 points .....	0-2
Scoring between 60-69 points .....	0-1
Scoring between 70-79 points .....	2-1
Scoring between 80-89 points .....	0-1
Scoring between 90-99 points .....	1-0
Scoring 100 or more points .....	2-0

Opponent scores under 50 points .....	0-0
Opponent scores between 50-59 points .....	1-0
Opponent scores between 60-69 points .....	4-0
Opponent scores between 70-79 points .....	0-2
Opponent scores between 80-89 points .....	0-2
Opponent scores between 90-99 points .....	0-1
Opponent scores 100 or more points .....	0-0

Being the first team to score 10 points .....	3-1
Being the first team to score 20 points .....	3-2
Being the first team to score 30 points .....	4-1
Being the first team to score 40 points .....	4-0
Being the first team to score 50 points .....	4-1
Being the first team to score 60 points .....	4-1
Being the first team to score 70 points .....	5-0
Being the first team to score 80 points .....	3-0
Being the first team to score 90 points .....	3-0
Being the first team to score 100 points .....	2-0

Tipping off in morning (before noon local) .....	0-0
Tipping off in afternoon (12-4:59 p.m. local) .....	1-1
Tipping off in evening (5 p.m. or later local) .....	4-4
Playing in November .....	4-2
Playing in December .....	1-3
Playing in January .....	0-0
Playing in February .....	0-0
Playing in March .....	0-0

Playing on weekdays .....	2-4
Playing on weekends .....	3-1
Playing on Monday .....	0-0

Playing on Tuesday .....	0-1
Playing on Wednesday .....	2-1
Playing on Thursday .....	0-1
Playing on Friday .....	1-0
Playing on Saturday .....	2-1
Playing on Sunday .....	0-0

Wearing white uniforms .....	4-1
Wearing scarlet uniforms .....	1-4
Wearing gray uniforms .....	0-0

## LARGEST/SMALLEST POINT TOTALS

### Most First-Half Points

Drury: 70 vs. Central Christian (Dec. 17)  
Opponent: 44, Concordia-St. Paul (Nov. 25)  
Drury Player: 24, Zach Howell vs. Central Christian (Dec. 17)  
Opp. Player: 14, Trey Palmer, Central Christian (Dec. 17)

### Fewest First-Half Points

Drury: 16 at Quincy (Dec. 6)  
Opponent: 23, Ozark Christian (Nov. 22)

### Most Second-Half Points

Drury: 67 vs. Central Christian (Dec. 17)  
Opponent: 57, Central Missouri (Nov. 26)  
Drury Player: 18, KeShaun Thomas at Truman State (Dec. 4)  
Opp. Player: 21, Jevon Hill, Central Missouri (Nov. 26)

### Fewest Second-Half Points

Drury: 30 at SBU (Dec. 1)  
Opponent: 27, 2x, last Central Christian (Dec. 17)

### Largest Halftime Lead

Drury: 35 (70-35) vs. Central Christian (Dec. 17)  
Opponent: 12 (28-16), Quincy (Dec. 6)

### Largest Halftime Deficit Overcome in a Victory

Drury: 10 (28-38) vs. Ohio Dominican (Nov. 14)  
Opponent: NA

### Largest Comeback in a Victory

Drury: 18 (5-23) vs. Ohio Dominican (Nov. 14)  
Opponent: 8, two times, last Central Missouri (Nov. 26)

### Largest Margin of Victory

Drury: 75 (137-62) vs. Central Christian (Dec. 17)  
Opponent: 22 (89-67), Central Missouri (Nov. 26)

## MARGIN OF VICTORY/DEFEAT

MILWAUKEE vs. HOUSTON / 2011									
	1	2	3	4	5	6	7	8	9
Wins	-	-	-	-	1	-	-	-	-
Losses	-	-	-	-	-	-	1	-	-
MILWAUKEE vs. HOUSTON / 2012									
	10	11-15	16-19	20-24	25-29	30-34	35+		
Wins	-	1	-	-	1	-	2		
Losses	-	1	2	1	-	-	-		



## AROUND THE GLVC

### 2025-26 GLVC STANDINGS

SCHOOL	GLVC	PCT.	HOME	AWAY	OVERALL	PCT.	HOME	AWAY	NEUTRAL	STREAK
Illinois Springfield	4-0	1.000	3-0	1-0	7-3	.700	5-1	1-2	1-0	L1
Upper Iowa	3-0	1.000	2-0	1-0	8-1	.889	4-0	4-1	0-0	W6
Indianapolis	3-0	1.000	2-0	1-0	5-4	.556	4-2	1-2	0-0	L1
Missouri S&T	2-1	.667	0-0	2-1	7-1	.875	3-0	4-1	0-0	W2
McKendree	2-1	.667	1-0	1-1	7-2	.778	2-0	2-1	3-1	W2
Rockhurst	2-1	.667	1-0	1-1	7-3	.700	3-1	2-2	2-0	W1
Missouri-St. Louis	2-2	.500	0-1	2-1	8-5	.615	3-1	2-2	3-2	L1
Southwest Baptist	2-2	.500	1-0	1-2	6-4	.600	3-0	2-3	1-1	W2
Quincy	1-2	.333	1-2	0-0	6-5	.545	5-3	1-2	0-0	W2
William Jewell	1-2	.333	1-1	0-1	4-6	.400	3-4	1-2	0-0	W1
Truman	1-2	.333	1-1	0-1	3-7	.300	2-2	0-3	1-2	L4
Lewis	1-2	.333	1-2	0-0	2-7	.222	1-4	1-2	0-1	L1
Lincoln	1-3	.250	1-1	0-2	7-4	.636	5-1	0-2	2-1	W3
<b>Drury</b>	<b>0-3</b>	<b>.000</b>	<b>0-0</b>	<b>0-3</b>	<b>5-5</b>	<b>.500</b>	<b>3-2</b>	<b>0-3</b>	<b>2-0</b>	<b>W1</b>
Maryville	0-4	.000	0-2	0-2	1-9	.100	1-3	0-3	0-3	L5

#### THIS WEEK IN THE GLVC

##### Friday, Dec. 19

Health Sciences & Pharmacy at Maryville  
 Missouri Southern at Southwest Baptist  
 Roosevelt at Upper Iowa  
 McKendree at Ferris State  
 Missouri S&T vs. Simon Fraser

##### Saturday, Dec. 20

Lincoln vs. Purdue Northwest  
 Northwest Missouri at William Jewell  
 Emporia State at Rockhurst  
 UW-Parkside at Lewis  
 Williams Baptist at Southwest Baptist  
 Missouri Western at Truman State  
 Indianapolis at Tampa  
 Missouri S&T vs. Western Washington

##### Sunday, Dec. 21

Maryville at Central Missouri  
**Arkansas-Fort Smith at Drury**  
 McKendree at Hillsdale  
 Missouri Baptist at Illinois Springfield  
 Indianapolis at Eckerd

#### Top Scorers

Jaylen Wesley ..... RU ..... 21.5  
 Jordan Rice ..... UIS ..... 21.4  
 Solomon Oraegbu ..... LIN ..... 20.7  
 Kyle Hrcir ..... UIU ..... 19.6  
 Drenin Dinkins ..... RU ..... 18.6

#### Top Rebounders

Kyle Hrcir ..... UIU ..... 9.1  
 Emmanuel Byrd ..... TSU ..... 8.8  
 Kobe Clark ..... MU ..... 8.7  
 Alex Stell ..... UIS ..... 8.1  
 Cameron Stovall ..... MS&T ..... 7.8

#### Top Assisters

Keion Epps ..... DU ..... 6.0  
 Jordan Rice ..... UIS ..... 5.3  
 Miles Boland ..... UMSL ..... 4.6  
 Kyle Hrcir ..... UIU ..... 3.6  
 Camren Kincaid ..... QU ..... 3.5

#### GLVC Player of the Week

Week 1	Jaylen Wesley	Rockhurst
Week 2	Kyle Hrcir	Upper Iowa
Week 3	Jaylen Wesley	Rockhurst
Week 4	Kyle Hrcir	Upper Iowa
Week 5	Solomon Oraegbu	Lincoln
Week 6	--	--
Week 7	--	--
Week 8	--	--
Week 9	--	--
Week 10	--	--
Week 11	--	--
Week 12	--	--
Week 13	--	--
Week 14	--	--
Week 15	--	--
Week 16	--	--

# GLVC







## SEASON RESULTS

<b>Record:</b>	<b>Overall</b>	<b>Home</b>	<b>Away</b>	<b>Neutral</b>
All Games	5-5	3-2	0-3	2-0
Conference	0-3	0-0	0-3	0-0
Non-Conference	5-2	3-2	0-0	2-0

<b>OPPONENT</b>	<b>DATE</b>	<b>Score</b>	<b>W-L</b>	<b>Attend.</b>	<b>High Points</b>	<b>High Rebounds</b>	<b>High Assists</b>	<b>High Steals</b>	<b>High Blocks</b>
vs. Ohio Dominican	11/14	70-65	1-0	85	Hardrick (21)	Hardrick-Thomas (7)	Epps (5)	Howell (4)	Howell-Nichols (2)
vs. Thomas More	11/15	71-59	2-0	120	Thomas (19)	Hardrick (15)	Howell (5)	Howell (3)	Three with (1)
Ecclesia	11/19	108-68	3-0	921	Howell (21)	Nichols (8)	Howell (6)	Nichols (3)	Gassama (4)
Ozark Christian	11/22	90-62	4-0	1,022	Howell (19)	Thomas (10)	Hardrick (4)	Thomas (3)	Sargeant (2)
Concordia-St. Paul	11/25	83-94	4-1	925	Thomas (27)	Thomas (10)	Epps (7)	Nichols (5)	Gassama-Stubbs (1)
Central Missouri	11/26	67-89	4-2	1,013	Epps (17)	Hardrick (6)	Epps (6)	Three with (2)	Hardrick-Thomas (1)
at Southwest Baptist*	12/1	59-76	4-3, 0-1	943	Howell (16)	Gassama (7)	Epps-Hardrick (4)	Epps (5)	Gassama (1)
at Truman State*	12/4	79-86	4-4, 0-2	160	Thomas (24)	Hardrick (9)	Epps (9)	Thomas (4)	Four with (1)
at Quincy*	12/6	55-72	4-5, 0-3	542	Hardrick (13)	Thomas (6)	Hardrick (4)	Epps (4)	Gassama (2)
Central Christian	12/17	137-62	5-5	817	Howell (33)	Thomas (10)	Epps (9)	Howell (3)	Sargeant (2)
Arkansas-Fort Smith	12/21								
Rockhurst*	1/2								
William Jewell*	1/4								
Missouri S&T*	1/8								
Lincoln*	1/10								
at Maryville*	1/15								
at McKendree*	1/17								
Illinois Springfield*	1/22								
Indianapolis*	1/24								
at Lewis*	1/29								
at Upper Iowa*	1/31								
Quincy*	2/5								
Truman State*	2/7								
at William Jewell*	2/12								
at Rockhurst*	2/14								
Southwest Baptist*	2/19								
UMSL*	2/26								
at Missouri S&T*	2/28								

\*GLVC game



## BOX SCORES

1

## Drury 70, Ohio Dominican 65

Friday, Nov. 14, 2025

Hay Field House - Elsah, Ill.

Ohio Dominican - 65

Record: 0-1

NO.	Name	Min	FG M-A	3P M-A	FT M-A	Rebounds OR DR TOT	Fouls PF FD	TP	AS	TO	ST	Blocks BS BA	+/-
15	Rashid Nikiema	F 14:55	0-5	0-3	0-0	1 0 1	1 1 0	0	0	1	0	2	-6
25	Zac Kimball	F 27:43	2-5	2-4	0	1 5 6	1 1 3	4	2	1	0	0	-7
31	Caleb Conard	C 30:18	0-7	0-1	3-6	2 2 4	4 7 3	5	2	4	0	1	-13
3	Terrance Broughton	G 34:33	6-16	3-8	0-0	1 1 2	1 0 15	6	2	3	0	3	-7
23	Derek Goodman	G 19:36	3-6	1-3	0-0	0 1 1	2 1 7	1	3	0	0	0	-9
11	Brady Moore	31:23	8-14	0-3	2-2	1 2 3	3 1 18	0	1	0	0	1	2
12	Logan Ryan	14:26	2-3	1-2	1-2	0 2 2	3 1 6	0	2	1	0	0	10
4	Carson Seemann	21:41	2-3	0-0	2-2	1 6 7	4 1 6	3	1	1	0	0	3
2	Kenny Scott	05:27	1-1	0-0	2-2	0 0 0	1 1 4	0	2	1	0	0	2
Team						3 5 8	0 0 0	0	0	0	0	0	
Totals			24-60	7-24	10-14	10 24 34	20 14 65	19 15 11	2 6 5	-5			

Major Fouls: NONE

Shooting By Period		
1 <sup>st</sup> FG%	14-35	40.0%
3PT%	6-15	40.0%
FT%	4-5	80%
2 <sup>nd</sup> FG%	10-25	40.0%
3PT%	1-9	11.1%
FT%	6-9	66.7%
GM FG%	24-60	40.0%
FT%	7-24	29.2%
FT%	10-14	71.4%

Dead Ball Rebounds: 2, 0

Drury - 70

Record: 1-0

NO.	Name	Min	FG M-A	3P M-A	FT M-A	Rebounds OR DR TOT	Fouls PF FD	TP	AS	TO	ST	Blocks BS BA	+/-
1	Zach Howell	F 37:10	3-9	0-3	3-5	1 4 5	2 2	9	2	2	4	2 1	12
34	Sekou Gassama	F 11:52	0-1	0-0	0-0	1 0 1	3 0	0	0	1	0	1 0	1
0	Colin Hardrick	G 38:50	5-13	1-5	10-13	2 5 7	0 9	21	2	3	1	0 0	5
2	Avante Nichols	G 24:30	5-7	0-1	0-0	1 3 4	1 1	10	1	2	1	2 0	9
3	Luke Stubbs	G 28:28	3-5	1-2	0-0	1 1 2	2 3	7	0	4	1	0 0	8
3	Keion Eggs	21:45	3-6	1-2	0-0	0 3 3	1 1	7	5	2	2	1 1	-3
24	KeShaun Thomas	25:02	5-13	0-3	3-5	3 4 7	3 4	13	0	2	1	0 0	7
4	Kevin Sargeant	01:01	0-0	0-0	0-0	0 0 0	0 0	0	0	0	0	0 0	-4
14	Ethan Whatley	11:23	1-3	1-3	0-0	0 1 1	2 0	3	0	1	0	0 0	-5
Team						1 7 8	0	0	0	0	0	0	
Totals			25-57	4-19	16-23	10 28 38	14 20	70	10	17	10	6 2	5

Major Fouls: NONE

Shooting By Period		
1 <sup>st</sup> FG%	10-30	33.3%
3PT%	2-13	15.4%
FT%	6-9	66.7%
2 <sup>nd</sup> FG%	15-27	55.6%
3PT%	2-6	33.3%
FT%	10-14	71.4%
GM FG%	25-57	43.9%
FT%	16-23	69.6%

Dead Ball Rebounds: 5, 0

	ODU	DRU
Biggest lead	18 (1 <sup>st</sup> 8:51)	5 (2 <sup>nd</sup> 0:31)
Best Scoring Run	11 (1 <sup>st</sup> 15:51)	8 (2 <sup>nd</sup> 17:35)
Lead Changes	2	
Times Tied	2	
Time with Lead	34:12	04:43

Points from	ODU	DRU
Turnovers	12	13
Paint	30	42
Second Chance	8	10
Fast Breaks	5	17
Bench	34	23

Period by Period Scoring	1st	2nd	TOT
ODU	38	27	65
DRU	28	42	70

3

## Drury 108, Ecclesia 68

Wednesday, Nov. 19, 2025

O'Reilly Family Event Center - Springfield, Mo.

Ecclesia - 68

Record: 0-1

NO.	Name		Min	FG M-A	3P M-A	FT M-A	Rebounds OR DR TOT	Fouls PF FD	TP	AS	TO	ST	Blocks BS BA	+/-	
0	Christian Ford	G	26:19	5-14	0-3	4-4	4 3 7	2 4	14	4	3	1	0	1	-23
2	Paul Jones	G	29:41	4-10	0-3	1-2	1 1 2	2 2	9	0	0	0	0	3	-34
5	Adrian Nelson	G	28:08	5-8	1-2	3-4	1 1 2	1 2	14	0	1	0	0	0	-30
13	Nate Haugle	G	23:00	3-7	2-4	2-2	1 2 3	4 1	10	2	2	0	0	1	-28
14	Amarion Hoggan	G	34:48	5-10	0-1	4-6	0 1 1	3 5	14	3	4	3	1	1	-26
21	Coleton Loper		15:32	0-5	0-2	0-0	0 2 2	0 1	0	1	3	1	0	1	-16
23	Ty Wilson		16:19	1-4	0-1	3-4	0 1 1	1 0	4	5	0	1	2	0	-19
24	Thaddeus Cockrell		12:01	1-2	0-0	0-0	1 3 4	2 0	2	1	2	0	0	0	-6
30	Brock Wesley		14:12	0-2	0-0	0-0	0 0 0	2 1	0	0	1	0	0	0	-18
Team							4 1 5	0	0	0	0	0			
Totals				24-62	3-16	17-22	12 25 27	16 20	68	11	17	7	1	7	-40

Major Fouls: NONE

Shooting By Period		
1 <sup>st</sup> FG%	17-31	54.8%
3PT%	3-6	50.0%
FT%	1-2	50%
2 <sup>nd</sup> FG%	7-31	22.6%
3PT%	0-10	0.0%
FT%	16-20	80%
GM FG%	24-62	38.7%
3PT%	3-16	18.8%
FT%	17-22	77.3%

Dead Ball Rebounds: 3, 1

Drury - 108

Record: 1-0

NO.	Name	Min	FG M-A	3P M-A	FT M-A	Rebounds OR DR TOT	Fouls PF FD	TP	AS	TO	ST	Blocks BS BA	+/-
1	Zach Howell	F 27:07	6-10	4-7	5-5	2 2 4	4 3	21	6	2	2	0 1	35
24	KeShaun Thomas	F 22:17	4-7	0-2	4-4	0 3 3	3 2	12	1	3	2	0 0	19
34	Sekou Gassama	F 20:26	1-2	0-0	3-6	1 1 2	2 3	5	0	2	0	4 0	24
0	Colin Hardrick	G 26:40	6-8	1-3	2-2	0 5 5	0 3	15	5	1	2	0 0	37
2	Avante Nichols	G 22:41	6-6	0-0	0-0	2 6 8	2 0	12	2	1	3	0 0	32
35	Isaiah Otyaluk	22:52	7-10	4-7	1-1	0 2 2	3 1	19	0	1	1	2 0	18
4	Kevin Sargeant	16:38	4-6	0-0	1-1	4 1 5	3 2	9	1	0	2	1 0	7
14	Ethan Whatley	18:59	2-7	0-4	0-0	0 2 2	0 0	4	2	0	1	0 0	13
30	Brady Nicholson	09:20	0-3	0-2	0-2	0 2 2	1 1	0	1	2	0	0 0	0
10	Brenley Hagewood	04:20	0-2	0-0	0-0	0 1 1	1 0	0	0	0	0	0 0	5
11	Wyatt Carr	04:20	1-1	0-0	2-2	0 0 0	0 1	4	0	0	0	0 0	5
43	Gezim Bajrami	04:20	3-4	1-2	0-0	0 2 2	-1 0	7	1	0	1	0 0	5
Team						3 1 4	0	0	2				
Totals			40-66	10-27	18-23	12 28 40	20 16	108	19	14	14	7 1	40

Major Fouls: NONE

	EC	DU
Biggest lead	0 (1 <sup>st</sup> 20:00)	40 (2 <sup>nd</sup> 0:43)
Best Scoring Run	5 (2 <sup>nd</sup> 15:37)	11 (1 <sup>st</sup> 5:40)
Lead Changes	0	
Times Tied	0	
Time with Lead	00:00	39:44

Points from	EC	DU
Turnovers	13	23
Paint	32	60
Second Chance	6	18
Fast Breaks	9	29
Bench	7	43

Period by Period Scoring	1st	2nd	TOT
EC	38	30	68
DU	58	50	108

2

## Drury 71, Thomas More 59

Saturday, Nov. 15, 2025

Hay Field House - Elsah, Ill.

Thomas More - 59

Record: 0-1

NO.	Name		Min	FG M-A	3P M-A	FT M-A	Rebounds OR DR TOT		Fouls PF FD	TP	AS	TO	ST	Blocks BS BA	+/-		
1	Carson Browne	F	22:04	1-3	0-2	0-0	0	1	1	3	0	2	0	2	0	-20	
12	Mitchell Rylee	F	17:36	2-5	0-0	0-0	2	4	6	1	1	4	0	2	0	-19	
4	Kai Simpson	G	25:10	5-13	0-4	4-4	2	1	3	0	3	14	3	4	0	-18	
13	Carter Mallernee	G	24:22	1-4	1-4	0-0	1	1	2	2	1	3	1	0	0	-20	
14	Daniel Allen	G	32:32	6-15	5-11	0-0	1	3	4	2	1	17	1	1	0	-2	
21	Tyler Johnson		14:47	0-2	0-0	0-2	1	3	4	3	2	0	0	0	1	7	
3	Jashaun Pouncy		22:33	3-6	0-0	0-1	3	3	6	1	2	6	2	0	1	0	
30	Jack McCune		16:57	0-4	0-2	1-4	1	1	2	1	2	1	1	1	0	7	
5	Colin McClure		23:59	6-11	0-4	0-0	0	7	7	1	1	12	2	2	0	0	
Team							3	2	5	0	0	2					
Totals				24-63	6-27	5-11	14	26	40	12	14	59	10	14	3	3	-12

Major Fouls: NONE

Shooting By Period		
1 <sup>st</sup> FG%	12-27	44.4%
3PT%	4-12	33.3%
FT%	3-8	37.5%
2 <sup>nd</sup> FG%	12-36	33.3%
3PT%	2-15	13.3%
FT%	2-3	66.7%
GM FG%	24-63	38.1%
3PT%	6-27	22.2%
FT%	5-11	45.5%

Dead Ball Rebounds: 3, 1

Drury - 71

Record: 1-0

NO.	Name		Min	FG M-A	3P M-A	FT M-A	Rebounds			Fouls PF FD	TP	AS	TO	ST	Blocks BS BA	+/-	
1	Zach Howell	F	35:34	6-14	3-8	2-2	0	8	8	1	3	17	5	0	3	0	15
24	KeShaun Thomas	F	31:18	8-17	1-4	2-3	1	1	2	3	2	19	3	3	1	0	14
34	Sekou Gassama	F	18:53	0-0	0-0	1-2	3	1	4	2	2	1	0	1	0	1	6
0	Colin Hardrick	G	38:59	6-22	2-4	0-2	4	1	15	3	3	14	0	2	1	1	12
2	Avante Nichols	G	29:28	5-7	0-0	0-0	4	3	7	2	0	10	2	2	1	0	23
4	Kevin Sargeant		08:35	0-0	0-0	0-0	1	1	2	1	2	0	0	2	0	1	-6
14	Ethan Whatley		25:16	3-5	2-3	0-0	3	1	4	1	0	8	0	0	0	0	-3
35	Isaiah Otyaluk		10:56	1-6	0-3	0-0	1	1	2	1	0	2	0	0	1	0	-1
30	Brady Nicholson		01:01	0-0	0-0	0-0	0	0	0	0	0	0	0	0	0	0	0
Team							0	0	0	0	0	0	0	0			
Totals				29-71	8-22	5-9	17	27	44	14	12	71	10	10	7	3	12



## BOX SCORES

5

## [21] Concordia-St. Paul 94, (RV) Drury 83

Wednesday, Nov. 25, 2025

O'Reilly Family Event Center - Springfield, Mo.

Concordia-St. Paul - 94

Record: 4-0

NO.	Name	Min	FG M-A	3P M-A	FT M-A	Rebounds OR DR TOT	Fouls PF FD	TP	AS	TO	ST	Blocks BS BA	+/-
4	Sam West	F 29:03	4-8	0-3	0-4	3 3 6	3 4	8	7	4	5	2 0 1	1
11	Jaden Wysocki	F 17:41	3-8	0-4	0-0	2 3 5	2 0	6	2	4	0	0 0 0	0
24	Chet Kloss	F 23:38	1-5	0-0	0-0	0 6 6	2 0	2	1	2	2	2 0 0	15
0	Ryan Johnson	G 20:17	0-1	0-0	4-4	0 4 4	4 4	4	2	2	1	0 0 0	0
5	Ben Kopetzki	G 25:03	4-11	0-3	3-4	0 2 2	1 2	11	1	1	1	0 0 0	6
20	Patrick Bath	04:58	0-0	0-0	0-2	3 2 5	0 1	0	1	0	0	0 0 0	0
2	Marcus Burks	19:48	5-6	1-2	1-2	2 2 3	1 3	12	1	2	0	0 0 0	0
13	Owen Carlson	23:59	9-13	4-6	3-3	2 4 6	1 3	25	0	1	1	0 0 1	18
14	Reid Patterson	23:03	6-15	3-9	6-6	3 1 4	1 4	21	0	0	0	0 0 0	9
22	Hudson Vaith	12:30	2-5	1-2	0-0	1 1 2	0 0	5	2	0	0	0 1 6	6
Team						3 2 5	0 0						
Totals			34-72	9-29	17-25	17 30 47	17 19	94	17	16	10	4 2 11	

Major Fouls: NONE

Shooting By Period		
1 <sup>st</sup> FG%	19-44	43.2%
3PT%	4-18	22.2%
FT%	2-3	66.7%
2 <sup>nd</sup> FG%	15-28	53.6%
3PT%	5-11	45.5%
FT%	15-22	68.2%
GM FG%	34-72	47.2%
3PT%	9-29	31.0%
FT%	17-25	68.0%

Dead Ball Rebounds: 5, 0

Drury - 83

Record: 4-1

NO.	Name	Min	FG M-A	3P M-A	FT M-A	Rebounds OR DR TOT	Fouls PF FD	TP	AS	TO	ST	Blocks BS BA	+/-
1	Zach Howell	F 30:09	5-9	5-7	0-0	0 3 3	4 1	15	1	1	2	0 1 -13	
24	KeShawn Thomas	F 31:52	9-17	1-5	8-9	2 8 10	2 7	27	2	6	1	0 2 -7	
0	Colin Hardrick	G 35:07	6-16	0-4	6-7	2 3 5	1 4	18	1	3	0	0 0 -2	
2	Avante Nichols	G 29:33	4-8	0-0	1-2	2 5 7	3 2	9	1	1	5	0 1 -6	
13	Luke Stubbs	G 21:07	1-4	0-0	0 0	1 2 3	4 1	2	3	2	0	1 0 -2	
3	Keion Epps	27:12	3-6	1-1	1-1	0 1 1	2 2	8	7	2	1	0 0 -12	
34	Sekou Gassama	07:29	1-2	0-0	0-0	1 0 1	0 0	2	0	2	0	1 0 -3	
14	Ethan Whatley	17:31	1-4	0-3	0-0	0 0 0	3 0	2	0	1	1	0 0 -10	
Team						1 1 2	0 0						
Totals			30-66	7-20	16-19	9 23 32	19 17	83	15	18	10	2 4 -11	

Major Fouls: NONE

Shooting By Period		
1 <sup>st</sup> FG%	15-33	45.5%
3PT%	4-8	50.0%
FT%	8-9	88.9%
2 <sup>nd</sup> FG%	15-33	45.5%
3PT%	3-12	25.0%
FT%	8-10	80%
GM FG%	30-66	45.5%
3PT%	7-20	35.0%
FT%	16-19	84.2%

Dead Ball Rebounds: 0, 1

	CSP	DU
Biggest lead	14 (2 <sup>nd</sup> 2:04)	8 (1 <sup>st</sup> 9:13)
Best Scoring Run	9 (2 <sup>nd</sup> 2:04)	9 (1 <sup>st</sup> 9:13)
Lead Changes	14	
Times Tied	12	
Time with Lead	23:11	10:51

Points from	CSP	DU
Turnovers	19	14
Paint	46	40
Second Chance	20	15
Fast Breaks	15	13
Bench	63	12

Period by Period Scoring			
	1st	2nd	TOT
CSP	44	50	94
DU	42	41	83

7

## Southwest Baptist 76, (RV) Drury 59

Monday, Dec. 1, 2025

Meyer Sports Center - Bolivar, Mo.

Drury - 59

Record: 4-3 (0-1)

NO.	Name	Min	FG M-A	3P M-A	FT M-A	Rebounds OR DR TOT	Fouls PF FD	TP	AS	TO	ST	Blocks BS BA	+/-
1	Zach Howell	F 34:07	6-15	4-12	0-0	1 2 3	4 2	16	2	3	2	0 0 -6	
34	Sekou Gassama	F 15:04	0-1	0-0	2-4	4 3 7	1 3	2	0	1	0	1 0 0	
0	Colin Hardrick	G 39:07	6-14	3-8	0-0	0 5 5	1 1	15	4	2	2	0 0 -16	
3	Keion Epps	G 34:02	1-5	0-3	0-0	1 0 1	2 1	2	4	10	5	0 0 -10	
13	Luke Stubbs	G 27:29	3-6	1-2	1-2	0 1 1	3 2	8	2	1	0	0 1 -14	
2	Avante Nichols	16:09	1-4	0-2	0-0	1 2 3	0 0	2	0	1	1	0 1 -17	
24	KeShawn Thomas	22:17	5-10	0-1	1-2	3 2 5	1 1	11	1	0	0	0 0 -10	
14	Ethan Whatley	09:48	1-2	1-2	0-0	0 0 0	0 0	3	0	1	1	0 0 -8	
35	Isaiah Otyaluk	01:57	0-0	0-0	0-0	0 0 0	0 0	0	0	0	0	0 0 -4	
Team						1 2 3	0 0						
Totals			23-57	9-30	4-8	11 17 28	12 10	59	13	19	11	1 2 -17	

Major Fouls: NONE

Shooting By Period		
1 <sup>st</sup> FG%	11-29	37.9%
3PT%	6-18	33.3%
FT%	1-2	50%
2 <sup>nd</sup> FG%	12-28	42.9%
3PT%	3-12	25.0%
FT%	3-6	50%
GM FG%	23-57	40.4%
3PT%	9-30	30.0%
FT%	4-8	50.0%

Dead Ball Rebounds: 4, 0

Southwest Baptist - 76

Record: 4-3 (1-1)

NO.	Name	Min	FG M-A	3P M-A	FT M-A	Rebounds OR DR TOT	Fouls PF FD	TP	AS	TO	ST	Blocks BS BA	+/-
2	Luke Ogle	F 32:02	5-10	1-4	0-0	0 2 2	3 0	11	1	1	0	2 0 17	
5	Jevin Sullivan	F 24:36	2-2	0-0	2-2	2 5 7	2 2	6	2	3	2	0 0 0	17
3	Barron Sibley	G 18:07	5-8	3-5	0-0	0 0 0	1 0	13	3	5	2	0 0 -6	
10	Zac Reedus	G 33:47	7-12	3-4	2-4	3 2 5	0 4	19	3	1	2	0 1 16	
25	Brandon Moore	G 37:03	8-13	3-6	4-5	2 2 4	1 4	23	0	3	4	0 0 14	
15	Lachie McKain	30:03	0-5	0-4	2-3	0 1 1	0 4	2	2	2	3	0 0 27	
33	Sasha Glushkov	10:00	0-1	0-0	0-0	0 3 3	1 0	0	2	0	1	0 0 10	
24	Tyler Franklin	13:23	1-1	0-0	0-0	0 6 6	2 0	2	1	1	1	0 0 6	
11	Chase Coomer	00:31	0-0	0-0	0-0	0 0 0	0 0	0	0	0	0	0 0 0	
22	Eli Kennedy	00:31	0-0	0-0	0-0	0 0 0	0 0	0	0	0	0	0 0 0	
Team						1 2 3	0 0						
Totals			28-52	10-23	10-14	8 23 31	10 12	76	14	17	15	2 1 17	

Major Fouls: NONE

Shooting By Period		
1 <sup>st</sup> FG%	15-25	60.0%
3PT%	7-12	58.3%
FT%	1-2	50%
2 <sup>nd</sup> FG%	13-27	48.1%
3PT%	3-11	27.3%
FT%	9-12	75%
GM FG%	28-52	53.8%
3PT%	10-23	43.5%
FT%	10-14	71.4%

Dead Ball Rebounds: 3, 0

	DU	SBU
Biggest lead	3 (1 <sup>st</sup> 19:17)	19 (2 <sup>nd</sup> 1:57)
Best Scoring Run	10 (2 <sup>nd</sup> 15:34)	17 (2 <sup>nd</sup> 1:57)
Lead Changes	7	
Times Tied	2	
Time with Lead	02:47	35:41

Points from	DU	SBU
Turnovers	15	30
Paint	28	36
Second Chance	7	6
Fast Breaks	9	16
Bench	16	4

Period by Period Scoring			
	1st	2nd	TOT
DU	29	30	59
SBU	38	38	76

6

## Central Missouri 89, (RV) Drury 67

Wednesday, Nov. 26, 2025

O'Reilly Family Event Center - Springfield, Mo.

Central Mo. - 89

Record: 6-2

NO.	Name	Min	FG M-A	3P M-A	FT M-A	Rebounds OR DR TOT	Fouls PF FD	TP	AS	TO	ST	Blocks BS BA	+/-
15	Jevon Hill	F 26:39	10-12	9-11	1-1	1 4 5	1 1	30	0	1	1	0 1 24	
32	Trinell Parker	F 21:50	4-6	0-0	1-3	0 5 5	3 3	9	0	0	0	2 1 24	
4	Kyran Tilley	G 31:50	4-9	1-2	0-1	1 3 4	2 4	9	8	4	1	0 0 17	
5	Jake Fritz	G 28:07	2-6	2-3	2-3	0 1 1	0 1	8	3	0	2	0 0 19	
7	Lazerek Houston	G 32:37	6-15	1-4	0-2	0 5 5	2 4	13	0	3	2	0 0 20	
1	Deadric Fikes	15:16	4-4	2-2	0-0	1 3 4	3 0	10	0	2	1	1 0 0	
21	Noah Martin	12:09	1-2	1-2	0-0	0 2 2	0 0	3	0	0	0	0 1 -5	
25	Carter Kalles	16:44	1-2	0-1	0-0	1 1 2	1 0	2	0	0	1	0 0 9	
8	AJ Lue	06:00	1-1	1-1	0-0	0 1 1	0 0	3	0	0	0	0 0 -1	
2	Naz Brown	02:58	0-0	0-0	0-0	0 0 0	0 0	0	0	0	0	0 0 0	
3	Deshawne Crim	02:58	1-1	0-0	0-0	0 0 0	0 0	2	1	1	0	0 0 0	
0	Judah Sault	01:55	0-0	0-0	0-0	0 0 0	0 0	0	1	1	0	0 0 3	
23	Kyree Polk	00:57	0-0	0-0	0-0	0 0 0	0 0	0	0	0	0	0 0 0	
Team						2 0 2	0 0						
Totals			34-58	17-26	4-10	6 25 31	12 13	89	23	13	8	4 2 22	

Major Fouls: NONE

Shooting By Period		
1 <sup>st</sup> FG%	12-25	48.0%
3PT%	6-12	50.0%
FT%	2-4	50%
2 <sup>nd</sup> FG%	22-33	66.7%
3PT%	11-14	78.6%
FT%	2-6	33.3%
GM FG%	34-58	58.6%
3PT%	17-26	65.4%
FT%	4-10	40.0%

Dead Ball Rebounds: 4, 0

Drury - 67

Record: 4-2

NO.	Name	Min	FG M-A	3P M-A	FT M-A	OR Reb	DR Reb	Fouls PF	TP FF	AS	TO	ST	Blocks BS	+/-			
1	Zach Howell	F 32:19	3-8	1-4	2-2	2	3	5	2	9	1	4	0	1	-14		
24	KeShaun Thomas	F 15:23	0-7	0-4	0-0	0	1	1	3	2	0	1	1	0	-18		
0	Colin Hardrick	G 32:23	5-14	1-3	0-2	4	2	6	2	11	3	1	2	1	-12		
2	Avante Nichols	G 16:07	3-5	1-1	0-0	1	2	3	1	1	7	0	2	0	-9		
13	Luke Stubbs	G 18:39	2-6	0-1	1-2	1	0	1	2	1	5	1	0	0	-27		
3	Keion Epps	24:22	6-8	4-6	1-3	0	3	3	1	3	17	6	2	1	0	-5	
34	Sekou Gassama	12:27	1-1	0-0	3-4	0	1	1	2	2	5	0	1	0	0	2	
14	Ethan Whatley	20:23	3-6	3-5	0-0	0	2	2	0	0	9	0	0	2	0	-6	
35	Isaiah Otyaluk	14:07	1-3	0-2	0-0	0	1	1	0	0	2	2	0	0	0	-4	
4	Kevin Sargeant	06:01	1-3	0-0	0-0	3	2	5	0	2	0	1	2	0	0	-5	
10	Brenley Hagewood	01:55	0-0	0-0	0-0	0	0	0	0	0	0	0	0	0	0	-3	
11	Wyatt Carr	01:55	0-1	0-0	0-0	0	0	0	0	0	0	0	0	0	0	-3	
33	Bradyn Nicholson	01:55	0-0	0-0	0-0	0	0	0	0	0	0	0	0	0	0	-3	
43	Gezmy Bajrmi	01:55	0-1	0-1	0-0	0	0	0	0	0	0	0	0	0	0	-3	
Team						4	1	5	0	0	1						
Totals			25-63	10-27	7-13	15	18	33	13	12	67	14	13	8	2	4	-22





## BOX SCORES

9

## Quincy 72, Drury 55

Saturday, Dec. 6, 2025

Pepsi Arena - Quincy, Ill.

Drury - 55

Record: 4-5 (0-3)

NO.	Name	Min	FG		3P		FT		Rebounds			Fouls		TP	AS	TO	ST	Blocks		+/-
			M-A	M-A	M-A	M-A	M-A	M-A	OR	DR	TOT	PF	FD					BS	BA	
1	Zach Howell	F 23:14	2-12	2-8	1-2	3	4	2	7	0	0	1	0	3	-8					
24	KeShaun Thomas	F 17:39	2-7	0-1	4-8	2	4	6	3	7	8	0	3	3	0	0	-20			
0	Colin Hardrick	G 34:43	4-14	1-4	4-5	1	4	5	1	3	13	4	2	1	0	0	-12			
3	Keion Epps	G 18:13	0-2	0-2	0-0	2	1	3	4	0	0	2	3	4	0	0	-16			
13	Luke Stubbs	G 23:41	3-7	0-1	0-0	0	0	0	2	0	6	0	2	3	0	0	-19			
34	Sekou Gassama	09:16	1-2	0-0	0-2	2	0	2	3	2	2	0	0	1	2	0	0			
35	Isaiah Otyaluk	11:38	0-2	0-2	2-2	0	2	2	0	1	2	0	0	0	0	0	-4			
14	Ethan Whatley	15:29	2-6	1-3	0-0	2	0	2	3	0	5	1	0	0	0	0	-3			
43	Gezim Bajrami	20:06	2-6	1-4	2-2	0	2	2	1	1	7	3	1	1	0	0	-4			
4	Kevin Sargeant	13:17	1-1	0-0	0-0	0	3	3	0	1	2	1	1	1	0	0	1			
11	Wyatt Carr	01:22	0-0	0-0	0	0	0	0	1	0	0	0	0	0	0	0	0			
30	Brady Nicholson	01:22	1-1	1-1	0-0	0	0	0	0	0	3	0	0	0	0	0	0			
Team						0	1	1	0	0	0									
Totals			18-60	6-26	13-21	10	19	29	22	17	55	11	12	15	3	3	-17			

Major Fouls: Thomas (TF) 2<sup>nd</sup> 9:14

Shooting By Period		
1 <sup>st</sup> FG%	6-29	20.7%
3PT%	1-12	8.3%
FT%	3-7	42.9%
2 <sup>nd</sup> FG%	12-31	38.7%
3PT%	5-14	35.7%
FT%	10-14	71.4%
GM FG%	18-60	30.0%
3PT%	6-26	23.1%
FT%	13-21	61.9%

Dead Ball Rebounds: 2, 0

Quincy - 72

Record: 4-4 (1-2)

NO.	Name	Min	FG		3P		FT		Rebounds			Fouls		TP	AS	TO	ST	Blocks		+/-
			M-A	M-A	M-A	M-A	M-A	M-A	OR	DR	TOT	PF	FD					BS	BA	
44	Ethan Bolton	F 27:12	5-7	0-0	2-2	3	5	8	2	1	12	2	3	0	0	0	16			
22	Jakeb Wallingford	C 29:44	1-3	0-0	0-0	2	6	8	2	3	2	2	2	2	2	0	17			
0	Camren Kincaid	G 34:40	5-12	1-2	8-11	2	14	16	0	8	19	3	4	4	0	1	17			
20	Max Booher	G 29:38	2-10	1-7	6-8	1	1	2	3	4	13	1	1	1	0	0	18			
42	Tierren Symes	G 32:20	6-13	2-6	3-3	2	3	7	2	1	17	2	2	1	0	0	19			
3	Herbert Martin III	17:02	1-3	0-0	1-1	0	1	1	4	1	3	2	2	1	0	1	-6			
33	Preston Brewer	12:48	0-2	0-0	1-2	0	2	2	2	2	1	1	1	0	0	1	1			
4	Nelson Johnson Jr	10:16	0-0	0-0	0-0	0	1	1	2	0	0	1	2	0	1	0	3			
30	Owen Duff	06:20	2-3	1-2	0-0	1	0	1	0	0	5	0	3	0	0	0	3			
Team						3	3	6	0	0	0									
Totals			22-53	5-17	23-27	14	38	52	17	21	72	14	21	9	3	3	17			

Major Fouls: NONE

Shooting By Period		
1 <sup>st</sup> FG%	11-26	42.3%
3PT%	2-8	25.0%
FT%	4-5	80%
2 <sup>nd</sup> FG%	11-27	40.7%
3PT%	3-9	33.3%
FT%	19-22	86.4%
GM FG%	22-53	41.5%
3PT%	5-17	29.4%
FT%	23-27	85.2%

Dead Ball Rebounds: 2, 0

	DRU	QUI
Biggest lead	0 (1 <sup>st</sup> 20:00)	25 (2 <sup>nd</sup> 12:23)
Best Scoring Run	6 (2 <sup>nd</sup> 11:05)	7 (1 <sup>st</sup> 8:13)
Lead Changes	0	
Times Tied	0	
Time with Lead	00:00	38:40

Points from	DRU	QUI
Turnovers	11	6
Paint	24	32
Second Chance	8	15
Fast Breaks	8	8
Bench	21	9

Period by Period Scoring			
	1st	2nd	TOT
DRU	16	39	55
QUI	28	44	72

10

## Drury 137, Central Christian College 62

Wednesday, Dec. 17, 2025

O'Reilly Family Event Center - Springfield, Mo.

Central Christian Bible - 62

Record: 4-7

NO.	Name	Min	FG		3P		FT		Rebounds			Fouls		TP	AS	TO	ST	Blocks		+/-
			M-A	M-A	M-A	M-A	M-A	M-A	OR	DR	TOT	PF	FD					BS	BA	
3	Trey Palmer	C 29:51	7-13	2-4	5-6	0	1	1	2	4	21	1	1	0	1	0	-48			
2	Edris Hamilton	33:17	3-6	1-1	1-2	1	2	3	4	2	8	4	2	0	1	1	-59			
4	Quian Henderson	26:43	4-11	0-5	1-3	0	4	4	1	4	9	2	5	1	0	0	-41			
23	Sonny Amabile	30:35	1-6	1-4	0-0	1	0	1	0	0	3	1	2	1	0	1	-55			
34	Silas Massey	37:23	3-12	0-2	4-5	3	3	6	1	3	10	0	5	2	0	2	-73			
1	Amari Elam	17:29	2-6	1-4	0-0	1	0	1	1	1	5	0	1	1	0	0	-47			
24	JJ White	16:25	2-8	2-7	0-0	1	0	1	4	1	6	0	1	0	0	0	-35			
14	Trevon Evans	08:17	0-1	0-0	0-0	1	0	1	0	0	0	0	0	1	0	1	-17			
Team						2	1	3	0	0	0									
Totals			22-63	7-27	11-16	10	11	21	13	15	62	8	18	6	2	5	-75			

Major Fouls: NONE

Shooting By Period		
1 <sup>st</sup> FG%	15-39	38.5%
3PT%	5-14	35.7%
FT%	0-1	0%
2 <sup>nd</sup> FG%	7-24	29.2%
3PT%	2-13	15.4%
FT%	11-15	73.3%
GM FG%	22-63	34.9%
3PT%	7-27	25.9%
FT%	11-16	68.8%

Dead Ball Rebounds: 1, 0

Drury - 137

Record: 5-5

NO.	Name	Min	FG		3P		FT		Rebounds			Fouls		TP	AS	TO	ST	Blocks		+/-
			M-A	M-A	M-A	M-A	M-A	M-A	OR	DR	TOT	PF	FD					BS	BA	
1	Zach Howell	F 26:29	11-12	11-12	0-0	2	3	5	2	0	33	4	2	3	0	0	53			
24	KeShaun Thomas	F 18:46	4-5	0-0	6-6	1	9	10	0	4	14	3	0	1	1	0	33			
35	Isaiah Otyaluk	F 20:40	9-12	6-8	1-2	1	2	3	0	1	25	0	1	1	0	0	33			
0	Colin Hardrick	G 22:56	3-6	0-1	0-0	0	4	4	2	0	6	7	1	1	1	0	38			
13	Luke Stubbs	G 19:25	1-2	1-1	2-2	0	1	1	1	1	5	4	1	0	0	0	38			
3	Keion Epps	21:15	6-9	2-3	2-2	0	1	1	3	3	16	9	3	2	0	1	54			
4	Kevin Sargeant	24:15	6-9	0-0	1-1	2	5	7	1	1	13	1	0	1	2	0	52			
43	Gezim Bajrami	16:28	2-6	0-2	0-0	0	4	4	2	0	4	2	1	2	0	1	29			
34	Sekou Gassama	10:58	7-9	0-0	2-4	1	1	5	2	2	16	0	1	0	1	0	19			
11	Wyatt Carr	09:24	0-2	0-1	0-0	2	3	5	2	0	0	0	1	1	0	0	33			
30	Brady Nicholson	09:24	2-4	1-3	0-0	0	0	0	0	1	5	3	0	0	0	0	13			
Team						3	2	5	0	0	0									
Totals			51-76	21-31	14-17	15	35	50	15	13	137	33	11	12	5	2	75			

Major Fouls: NONE

Shooting By Period		
1 <sup>st</sup> FG%	24-35	68.6%
3PT%	14-19	73.7%
FT%	8-10	80%
2 <sup>nd</sup> FG%	27-41	65.9%
3PT%	7-12	58.3%
FT%	6-7	85.7%
GM FG%	51-76	67.1%
3PT%	21-31	67.7%
FT%	14-17	82.4%

Dead Ball Rebounds: 2, 0

	CCCB	DU
Biggest lead	3 (1 <sup>st</sup> 19:14)	75 (2 <sup>nd</sup> 0:50)
Best Scoring Run	6 (1 <sup>st</sup> 5:24)	17 (1 <sup>st</sup> 12:24)
Lead Changes	1	
Times Tied	3	
Time with Lead	02:10	35:20

Points from	CCCB	DU
Turnovers	9	28
Paint	22	60
Second Chance	5	21
Fast Breaks	5	11
Bench	11	54

Period by Period Scoring			
	1st	2nd	TOT
CCCB	35	27	62
DU	70	67	137





## GAME-BY-GAME POINTS, REBOUNDS, ASSISTS

OPPONENT	Colin HARDRICK	Zach HOWELL	Keion EPPS	Kevin SARGEANT	Brenley HAGEWOOD	Wyatt CARR	Luke STUBBS	Ethan WHATLEY	Hogan SMITH
vs. Ohio Dominican	21-7-2	9-5-2	7-3-5	DNP	DNP	DNP	7-2-0	3-1-0	DNP
vs. Thomas More	14-15-0	17-8-5	DNP	0-2-0	DNP	DNP	DNP	8-4-0	DNP
Ecclesia College	15-5-5	21-4-6	DNP	9-5-1	0-1-0	4-0-0	DNP	4-2-2	DNP
Ozark Christian College	15-5-4	19-6-3	DNP	2-8-2	0-1-0	0-0-0	6-2-2	6-2-1	DNP
Concordia-St. Paul	18-5-1	15-3-1	8-1-7	DNP	DNP	DNP	2-3-3	2-0-0	DNP
Central Missouri	11-6-3	9-5-1	17-3-6	2-5-0	0-0-0	0-0-0	5-1-1	9-2-0	DNP
at Southwest Baptist	15-5-4	16-3-2	2-1-4	DNP	DNP	DNP	8-1-2	3-0-0	DNP
at Truman State	18-9-1	19-7-1	7-5-9	DNP	DNP	DNP	7-3-2	0-1-0	DNP
at Quincy	13-5-4	7-3-0	0-3-2	2-3-1	DNP	0-0-0	6-0-0	5-2-1	DNP
Central Christian College	6-4-7	33-5-4	16-1-9	13-7-1	DNP	0-5-0	5-1-4	--	DNP
Arkansas-Fort Smith									
Rockhurst									
William Jewell									
Missouri S&T									
Lincoln									
at Maryville									
at McKendree									
Illinois Springfield									
Indianapolis									
at Lewis									
at Upper Iowa									
Quincy									
Truman State									
at William Jewell									
at Rockhurst									
Southwest Baptist									
Missouri-St. Louis									
at Missouri S&T									

OPPONENT	Kanon GIPSON	KeShaun THOMAS	Brady NICHOLSON	Aladji GASSAMA	Isaiah OTYALUK	Gezim BAJRAMI
vs. Ohio Dominican	DNP	13-7-0	DNP	0-1-0	DNP	DNP
vs. Thomas More	DNP	19-2-3	0-0-0	1-4-0	2-2-0	DNP
Ecclesia College	DNP	12-3-1	0-2-1	5-2-0	19-2-0	7-2-1
Ozark Christian College	DNP	16-10-2	0-0-0	6-4-1	8-2-0	3-3-1
Concordia-St. Paul	DNP	27-10-2	DNP	2-1-0	DNP	DNP
Central Missouri	DNP	0-1-1	0-0-0	5-1-0	2-1-2	0-0-0
at Southwest Baptist	DNP	11-5-1	DNP	2-7-0	0-0-0	DNP
at Truman State	DNP	24-8-4	DNP	2-1-0	2-0-0	DNP
at Quincy	DNP	8-6-0	3-0-0	2-2-0	2-2-0	7-2-3
Central Christian College	DNP	14-10-3	5-0-3	16-5-0	25-3-0	4-4-2
Arkansas-Fort Smith						
Rockhurst						
William Jewell						
Missouri S&T						
Lincoln						
at Maryville						
at McKendree						
Illinois Springfield						
Indianapolis						
at Lewis						
at Upper Iowa						
Quincy						
Truman State						
at William Jewell						
at Rockhurst						
Southwest Baptist						
Missouri-St. Louis						
at Missouri S&T						



## 2025-26 DRURY GAME-BY-GAME STATISTICS

				Total		3-Pointers		Free throws		Rebounds											
Opponent	Date	Score		FG-FGA	PCT	3FG-3FGA	PCT	FT-FTA	PCT	OFF	DEF	TOT	AVG	PF	A	TO	BLK	STL	PTS	AVG	
vs Ohio Dominican	11/14/2025	70-65	W	25-57	.439	4-19	.211	16-23	.696	10	28	38	38.0	14	10	17	6	10	70	70.0	
vs Thomas More	11/15/2025	71-59	W	29-71	.408	8-22	.364	5-9	.556	17	27	44	41.0	14	10	10	3	7	71	70.5	
Ecclesia	11/19/2025	108-68	W	40-66	.606	10-27	.370	18-23	.783	12	28	40	40.7	20	19	14	7	14	108	83.0	
Ozark Christian	11/22/2025	90-62	W	36-83	.434	11-39	.282	7-11	.636	24	28	52	43.5	13	18	12	3	12	90	84.8	
Concordia-St. Paul	11/25/2025	83-94	L	30-66	.455	7-20	.350	16-19	.842	9	23	32	41.2	19	15	18	2	10	83	84.4	
Central Mo.	11/26/2025	67-89	L	25-63	.397	10-27	.370	7-13	.538	15	18	33	39.8	13	14	13	2	8	67	81.5	
at Southwest Baptist	12/01/2025	59-76	L	23-57	.404	9-30	.300	4-8	.500	11	17	28	38.1	12	13	19	1	11	59	78.3	
at Truman St.	12/04/2025	79-86	L	26-60	.433	6-25	.240	21-30	.700	12	24	36	37.9	23	17	12	4	8	79	78.4	
at Quincy	12/06/2025	55-72	L	18-60	.300	6-26	.231	13-21	.619	10	19	29	36.9	22	11	12	3	15	55	75.8	
Cent. Christian Bib.	12/17/2025	137-62	W	51-76	.671	21-31	.677	14-17	.824	15	35	50	38.2	15	33	11	5	12	137	81.9	
Total		819		303-659	.460	92-266	.346	121-174	.695	135	247	382	38.2	165	160	138	36	107	819	81.9	
Opponents		733		263-594	.443	78-231	.338	129-181	.713	107	245	352	35.2	149	141	168	24	81	733	73.3	

### Drury Averages

Games Played	Points/game	FG Pct	3FG Pct	FT Pct	Rebounds/game	Assists/game	Turnovers/game	Assist/Turnover ratio	Steals/game	Blocks/game
10	81.9	46.0	34.6	69.5	38.2	16.0	13.8	1.2	10.7	3.6





## 2025-26 OPPONENT GAME-BY-GAME STATISTICS

				Total		3-Pointers		Free throws		Rebounds											
Opponent	Date	Score		FG-FGA	PCT	3FG-3FGA	PCT	FT-FTA	PCT	OFF	DEF	TOT	AVG	PF	A	TO	BLK	STL	PTS	AVG	
vs Ohio Dominican	11/14/2025	70-65	W	24-60	.400	7-24	.292	10-14	.714	10	24	34	34.0	20	19	15	2	11	65	65.0	
vs Thomas More	11/15/2025	71-59	W	24-63	.381	6-27	.222	5-11	.455	14	26	40	37.0	12	10	14	3	3	59	62.0	
Ecclesia	11/19/2025	108-68	W	24-62	.387	3-16	.188	17-22	.773	12	15	27	33.7	16	11	17	1	7	68	64.0	
Ozark Christian	11/22/2025	90-62	W	22-55	.400	8-22	.364	10-15	.667	9	26	35	34.0	8	11	24	1	6	62	63.5	
Concordia-St. Paul	11/25/2025	83-94	L	34-72	.472	9-29	.310	17-25	.680	17	30	47	36.6	17	17	16	4	10	94	69.6	
Central Mo.	11/26/2025	67-89	L	34-58	.586	17-26	.654	4-10	.400	6	25	31	35.7	12	23	13	4	8	89	72.8	
at Southwest Baptist	12/01/2025	59-76	L	28-52	.538	10-23	.435	10-14	.714	8	23	31	35.0	10	14	17	2	15	76	73.3	
at Truman St.	12/04/2025	79-86	L	29-56	.518	6-20	.300	22-27	.815	7	27	34	34.9	24	14	13	2	6	86	74.9	
at Quincy	12/06/2025	55-72	L	22-53	.415	5-17	.294	23-27	.852	14	38	52	36.8	17	14	21	3	9	72	74.6	
Cent. Christian Bib.	12/17/2025	137-62	W	22-63	.349	7-27	.259	11-16	.688	10	11	21	35.2	13	8	18	2	6	62	73.3	
Total		733		263-594	.443	78-231	.338	129-181	.713	107	245	352	35.2	149	141	168	24	81	733	73.3	
Drury		819		303-659	.460	92-266	.346	121-174	.695	135	247	382	38.2	165	160	138	36	107	819	81.9	

### Opponents Averages

Games Played	Points/game	FG Pct	3FG Pct	FT Pct	Rebounds/game	Assists/game	Turnovers/game	Assist/Turnover ratio	Steals/game	Blocks/game
10	73.3	44.3	33.8	71.3	35.2	14.1	16.8	0.8	8.1	2.4



## 2025-26 DRURY OVERALL STATISTICS

### Game Records

Record	Overall	Home	Away	Neutral
ALL GAMES	5-5	3-2	0-3	2-0
CONFERENCE	0-3	0-0	0-3	0-0
NON-CONFERENCE	5-2	3-2	0-0	2-0

### Score by Periods

Team	1st	2nd	OT	TOT
Drury	391	428	0	819
Opponents	346	387	0	733

### Team Box Score

No.	Player				Total		3-Point		F-Throw		Rebounds													
		GP-GS	MIN	AVG	FG-FGA	FG%	3FG-3FGA	3FG%	FT-FTA	FT%	OFF	DEF	TOT	AVG	PF	DQ	A	TO	BLK	STL	PTS	AVG		
1	HOWELL, Zach	10-10	314:08	31.4	54-113	.478	37-78	.474	20-25	.800	14	35	49	4.9	26	0	25	16	4	20	165	16.5		
0	HARDRICK, Colin	10-10	329:44	33.0	54-131	.412	13-42	.310	25-40	.625	18	48	66	6.6	15	0	31	22	4	14	146	14.6		
24	THOMAS, KeShaun	10-8	236:21	23.6	50-105	.476	3-25	.120	41-51	.804	21	41	62	6.2	22	0	17	21	2	17	144	14.4		
2	NICHOLS, Avante	7-6	157:47	22.5	28-43	.651	1-5	.200	2-4	.500	13	24	37	5.3	10	0	8	10	3	11	59	8.4		
3	EPPS, Keion	7-3	179:26	25.6	22-42	.524	9-19	.474	4-6	.667	3	14	17	2.4	18	1	42	25	1	16	57	8.1		
35	OTYALUK, Isaiah	8-1	110:11	13.8	23-49	.469	10-31	.323	4-5	.800	3	9	12	1.5	8	0	2	3	2	4	60	7.5		
13	STUBBS, Luke	8-7	188:13	23.5	19-46	.413	4-12	.333	4-8	.500	5	8	13	1.6	18	0	14	12	1	5	46	5.8		
4	SARGEANT, Kevin	6-0	91:50	15.3	13-22	.591	0-0	.000	2-2	1.000	13	17	30	5.0	6	0	5	5	7	8	28	4.7		
14	WHATLEY, Ethan	9-0	149:21	16.6	15-41	.366	10-29	.345	0-0	.000	6	8	14	1.6	11	0	4	3	0	5	40	4.4		
43	BAJRAMI, Gezim	5-0	51:08	10.2	8-20	.400	3-11	.273	2-2	1.000	2	9	11	2.2	5	0	7	2	0	4	21	4.2		
34	GASSAMA, Sekou	10-5	131:00	13.1	13-24	.542	0-1	.000	15-27	.556	18	10	28	2.8	18	0	1	12	12	1	41	4.1		
30	NICHOLSON, Brady	6-0	30:19	5.1	3-13	.231	2-9	.222	0-2	.000	0	2	2	0.3	3	0	4	2	0	0	8	1.3		
11	CARR, Wyatt	5-0	20:39	4.1	1-5	.200	0-2	.000	2-2	1.000	2	3	5	1.0	3	0	0	1	0	2	4	0.8		
10	HAGEWOOD, Brenley	3-0	09:53	3.3	0-5	.000	0-2	.000	0-0	.000	1	1	2	0.7	2	0	0	0	0	0	0	0.0		
Team											16	18	34					4						
Total		10	2000		303-659	.460	92-266	.346	121-174	.695	135	247	382	38.2	165	1	160	138	36	107	819	81.9		
Opponents		10	2000		263-594	.443	78-231	.338	129-181	.713	107	245	352	35.2	149	0	141	168	24	81	733	73.3		

### Team Statistics

	DRURY	OPP
<b>Scoring</b>	<b>819</b>	<b>733</b>
Points per game	81.9	73.3
Scoring margin	+8.6	-
<b>Field goals-att</b>	<b>303-659</b>	<b>263-594</b>
Field goal pct	.460	.443
<b>3 point fg-att</b>	<b>92-266</b>	<b>78-231</b>
3-point FG pct	.346	.338
3-pt FG made per game	9.2	7.8
<b>Free throws-att</b>	<b>121-174</b>	<b>129-181</b>
Free throw pct	.695	.713
F-Throws made per game	12.1	12.9
<b>Rebounds</b>	<b>382</b>	<b>352</b>
Rebounds per game	38.2	35.2
Rebounding margin	+3.0	-
<b>Assists</b>	<b>160</b>	<b>141</b>
Assists per game	16.0	14.1
<b>Turnovers</b>	<b>138</b>	<b>168</b>
Turnovers per game	13.8	16.8
Turnover margin	+3.0	-
Assist/turnover ratio	1.2	0.8
<b>Steals</b>	<b>107</b>	<b>81</b>
Steals per game	10.7	8.1
<b>Blocks</b>	<b>36</b>	<b>24</b>
Blocks per game	3.6	2.4
<b>Winning streak</b>	<b>1</b>	<b>-</b>
Home win streak	1	-
<b>Attendance</b>	<b>4698</b>	<b>1645</b>
Home games-Avg/Game	5-940	3-548
Neutral site-Avg/Game	-	2-103

### Team Results

Date	Opponent		Score	Att.
11/14/2025	vs Ohio Dominican	W	70-65	85
11/15/2025	vs Thomas More	W	71-59	120
11/19/2025	Ecclesia	W	108-68	921
11/22/2025	Ozark Christian	W	90-62	1022
11/25/2025	Concordia-St. Paul	L	83-94	925
11/26/2025	Central Mo.	L	67-89	1013
12/01/2025	at Southwest Baptist	L	59-76	943
12/04/2025	at Truman St.	L	79-86	160
12/06/2025	at Quincy	L	55-72	542
12/17/2025	Cent. Christian Bib.	W	137-62	817





## 2025-26 DRURY GLVC STATISTICS

### Game Records

Record	Overall	Home	Away	Neutral
ALL GAMES	0-3	0-0	0-3	0-0
CONFERENCE	0-3	0-0	0-3	0-0
NON-CONFERENCE	0-0	0-0	0-0	0-0

### Score by Periods

Team	1st	2nd	OT	TOT
Drury	75	118	0	193
Opponents	105	129	0	234

### Team Box Score

No.	Player				Total		3-Point		F-Throw		Rebounds											
		GP-GS	MIN	AVG	FG-FGA	FG%	3FG-3FGA	3FG%	FT-FTA	FT%	OFF	DEF	TOT	AVG	PF	DQ	A	TO	BLK	STL	PTS	AVG
0	HARDRICK, Colin	3-3	108:03	36.0	17-40	.425	6-17	.353	6-13	.462	3	16	19	6.3	6	0	9	8	1	5	46	15.3
24	THOMAS, KeShaun	3-2	72:42	24.2	14-31	.452	0-5	.000	15-20	.750	9	10	19	6.3	7	0	5	4	1	7	43	14.3
1	HOWELL, Zach	3-3	104:18	34.8	13-39	.333	8-28	.286	8-10	.800	4	9	13	4.3	10	0	3	4	1	4	42	14.0
13	STUBBS, Luke	3-3	83:04	27.7	9-21	.429	2-5	.400	1-4	.250	1	3	4	1.3	8	0	4	3	0	3	21	7.0
43	BAJRAMI, Gezim	1-0	20:06	20.1	2-6	.333	1-4	.250	2-2	1.000	0	2	2	2.0	1	0	3	1	0	1	7	7.0
30	NICHOLSON, Brady	1-0	01:22	1.4	1-1	1.000	1-1	1.000	0-0	.000	0	0	0	0.0	0	0	0	0	0	0	3	3.0
3	EPPS, Keion	3-3	84:52	28.3	4-13	.308	1-7	.143	0-0	.000	3	6	9	3.0	11	1	15	16	0	10	9	3.0
14	WHATLEY, Ethan	3-0	37:06	12.4	3-10	.300	2-6	.333	0-0	.000	2	1	3	1.0	4	0	1	1	0	1	8	2.7
34	GASSAMA, Sekou	3-1	31:34	10.5	1-5	.200	0-1	.000	4-8	.500	7	3	10	3.3	7	0	0	3	4	1	6	2.0
2	NICHOLS, Avante	1-0	16:09	16.2	1-4	.250	0-2	.000	0-0	.000	1	2	3	3.0	0	0	0	1	0	1	2	2.0
4	SARGEANT, Kevin	1-0	13:17	13.3	1-1	1.000	0-0	.000	0-0	.000	0	3	3	3.0	0	0	1	1	1	1	2	2.0
35	OTYALUK, Isaiah	3-0	26:05	8.7	1-6	.167	0-5	.000	2-2	1.000	0	2	2	0.7	2	0	0	1	0	0	4	1.3
11	CARR, Wyatt	1-0	01:22	1.4	0-0	.000	0-0	.000	0-0	.000	0	0	0	0.0	1	0	0	0	0	0	0	0.0
Team											3	3	6									
Total		3	600		67-177	.379	21-81	.259	38-59	.644	33	60	93	31.0	57	1	41	43	8	34	193	64.3
Opponents		3	600		79-161	.491	21-60	.350	55-68	.809	29	88	117	39.0	51	0	42	51	7	30	234	78.0

### Team Statistics

	DRURY	OPP
<b>Scoring</b>		
Points per game	64.3	78.0
Scoring margin	-13.7	-
<b>Field goals-att</b>		
Field goal pct	.379	.491
<b>3 point fg-att</b>		
3-point FG pct	.259	.350
3-pt FG made per game	7.0	7.0
<b>Free throws-att</b>		
Free throw pct	.644	.809
F-Throws made per game	12.7	18.3
<b>Rebounds</b>		
Rebounds per game	31.0	39.0
Rebounding margin	-8.0	-
<b>Assists</b>		
Assists per game	13.7	14.0
<b>Turnovers</b>		
Turnovers per game	14.3	17.0
Turnover margin	+2.7	-
Assist/turnover ratio	1.0	0.8
<b>Steals</b>		
Steals per game	11.3	10.0
<b>Blocks</b>		
Blocks per game	2.7	2.3
<b>Winning streak</b>		
Home win streak	0	-
<b>Attendance</b>		
Home games-Avg/Game	0-0	3-548
Neutral site-Avg/Game	-	0-0

### Team Results

Date	Opponent		Score	Att.
12/01/2025	at Southwest Baptist	L	59-76	943
12/04/2025	at Truman St.	L	79-86	160
12/06/2025	at Quincy	L	55-72	542





## PLAYER PROFILES

## 0 COLIN HARDRICK

R-Sophomore | Guard | 6-3 | 170

Milwaukee, Wis. | Wauwatosa West HS/We Are United Prep



## SEASON HIGHS

Points	21	vs. Ohio Dominican (11/14)
Rebounds	15	vs. Thomas More (11/15)
Assists	7	vs. Central Christian (12/17)
Steals	2	5x, last at Truman (12/4)
Blocks	1	4x, last vs. Central Christian (12/17)
Field Goals	7	at Truman (12/4)
3-Pointers	3	at SBU (12/1)
Free Throws	10	vs. Ohio Dominican (11/14)
Minutes	39	3x, last at SBU (12/1)

## CAREER HIGHS

Points	26	at Truman St. (2/6/25)
Rebounds	15	vs. Thomas More (11/15/25)
Assists	7	vs. Central Christian (12/17/25)
Steals	5	2x, last vs. McKendree (1/16/25)
Blocks	2	at Quincy (2/8/25)
Field Goals	11	at Truman St. (2/6/25)
3-Pointers	3	3x, last at SBU (12/1/25)
Free Throws	10	vs. Thomas More (11/15/25)
Minutes	40	vs. Upper Iowa (1/30/25)

## PRODUCTION TRACKER

	2025-26	Career
5+ Points	10	33
10+ Points	9	23
5+ Rebounds	9	31
10+ Rebounds	1	5
3+ Offensive Rebounds	3	8
5+ Assists	2	6
10+ Assists	--	--
Double-Doubles	1	4
Multiple Blocks	--	1
Multiple Steals	5	20

## HONORS

- GLVC All-Freshman Team (2024-25)
- GLVC All-Defensive Team (2024-25)

## 2025-26

Hardrick led Drury to a pair of wins to open the 2025-26 season at the GLVC/G-MAC Conference Challenge (Nov. 14-15), averaging 17.5 points and 11.0 rebounds...tallied a game-high 21 points to lead DU in its season-opening win over Ohio Dominican, including 13 in the second half to help the Panthers rally from an 18-point deficit...he followed up that effort with a double-double of 14 points and a career-high 15 rebounds in a convincing 12-point victory over Thomas More... scored 15 points, grabbed five boards and recorded four assists and two steals vs. Ozark Christian (Nov. 22)...tallied 15 points, five rebounds, four assists and two steals at SBU (Dec. 1)...scored 18 points and pulled down a game-high nine rebounds while going 7-for-12 from the floor at Truman (Dec. 4)...logged a career-best seven assists in the Panthers' 137-62 victory over Central Christian (Dec. 17).

## PERSONAL

Son of Corlin Hardrick and Kimberly Springer...born on August 3, 2005...member of National Honor Society in high school...graduated high school with honors...majoring in chemistry with a minor in biology.

## 2025-26 GAME-BY-GAME STATS

OPPONENT	DATE	START	MIN	FG-FGA	PCT	3FG-FGA	PCT	FT-FTA	PCT	OFF	DEF	TOT	PF	A	T/O	BLK	STL	PTS
vs. Ohio Dominican	11/14	*	39	5-13	.385	1-5	.200	10-13	.769	2	5	7	0	2	3	0	1	21
vs. Thomas More	11/15	*	39	6-22	.273	2-4	.500	0-2	.000	4	11	15	3	0	2	1	1	14
Ecclesia College	11/19	*	37	6-8	.750	1-3	.333	2-2	1.000	0	5	5	0	5	1	0	2	15
Ozark Christian College	11/22	*	27	6-12	.500	2-5	.400	1-1	1.000	3	2	5	1	4	3	0	2	15
Concordia-St. Paul	11/25	*	35	6-16	.375	0-4	.000	6-7	.857	2	3	5	1	1	3	0	0	18
Central Missouri	11/26	*	33	5-14	.357	1-3	.333	0-2	.000	4	2	6	2	3	1	1	2	11
at Southwest Baptist	12/1	*	39	6-14	.429	3-8	.375	0-0	.000	0	5	5	1	4	2	0	2	15
at Truman State	12/4	*	35	7-12	.583	2-5	.400	2-8	.250	2	7	9	4	1	4	1	2	18
at Quincy	12/6	*	35	4-14	.286	1-4	.250	4-5	.800	1	4	5	1	4	2	0	1	13
Central Christian College	12/17	*	23	3-6	.500	0-1	.000	0-0	.000	0	4	4	2	7	1	1	1	6
Arkansas-Fort Smith	12/21																	
Rockhurst	1/2																	
William Jewell	1/4																	
Missouri S&T	1/8																	
Lincoln	1/10																	
at Maryville	1/15																	
at McKendree	1/17																	
Ill. Springfield	1/22																	
Indianapolis	1/24																	
at Lewis	1/29																	
at Upper Iowa	1/31																	
Quincy	2/5																	
Truman State	2/7																	
at William Jewell	2/12																	
at Rockhurst	2/14																	
Southwest Baptist	2/19																	
UMSL	2/26																	
at Missouri S&T	2/28																	

## CAREER STATS

SEASON	GP-GS	Min	Avg	FG-A	Pct	3FG-A	Pct	FT-A	Pct	Off-Def-Rebs	Avg	PF-FO	Ast	Avg.	TO	Blk	Stl	Pts	Avg
2024-25	27-27	837	31.0	108-230	.470	22-64	.344	37-59	.627	30-151-181	6.7	53-0	73	2.7	34	12	53	275	10.2
2025-26	10-10	332	33.2	54-131	.412	13-42	.310	25-40	.625	18-48-66	6.6	15-0	31	3.1	22	4	14	146	14.6
TOTAL	37-37	1,169	31.6	162-361	.449	35-106	.330	62-99	.626	48-199-247	6.7	68-0	104	2.8	56	16	67	421	11.4





PLAYER PROFILES

1 ZACH HOWELL

R-Junior | Guard/Forward | 6-5 | 210  
Springfield, Mo. | Springfield Catholic HS/Milwaukee



SEASON HIGHS

Points	33	vs. Central Christian (12/17)
Rebounds	8	vs. Thomas More (11/15)
Assists	6	vs. Ecclesia (11/19)
Steals	4	vs. Ohio Dominican (11/14)
Blocks	2	vs. Ohio Dominican (11/14)
Field Goals	11	vs. Central Christian (12/17)
3-Pointers	11	vs. Central Christian (12/17)
Free Throws	7	at Truman (12/4)
Minutes	38	vs. Ohio Dominican (11/14)

CAREER HIGHS

Points	33	vs. Central Christian (12/17/25)
Rebounds	12	vs. McKendree (1/16/25)
Assists	6	vs. Ecclesia (11/19/25)
Steals	4	4x, last vs. Ohio Dominican (11/14/25)
Blocks	2	vs. Ohio Dominican (11/14/25)
Field Goals	11	vs. Central Christian (12/17/25)
3-Pointers	11	vs. Central Christian (12/17/25)
Free Throws	7	at Truman (12/4/25)
Minutes	38	vs. Ohio Dominican (11/14/25)

PRODUCTION TRACKER

	2025-26	Career
5+ Points	10	44
10+ Points	7	28
5+ Rebounds	6	20
10+ Rebounds	--	1
3+ Offensive Rebounds	1	2
5+ Assists	2	2
10+ Assists	--	--
Double-Doubles	--	1
Multiple Blocks	1	1
Multiple Steals	7	12

HONORS

- CSC Academic All-District (2024-25)
- Academic All-GLVC (2024-25)

2025-26

Howell scored all 17 of his points vs. Thomas More (Nov. 15) in the first half, adding eight rebounds and five assists in the Panthers' 71-59 victory...tallied a game-high 21 points and handed out a career-best six assists in the Panthers' win over Ecclesia (Nov. 19)...tallied 14 first-half points on 4-of-7 shooting from beyond the arc to lead DU to a 29-point halftime advantage in an eventual 90-62 win over Ozark Christian (Nov. 22)...led the Panthers with 16 points on 4-of-12 shooting from three-point range at SBU (Dec. 1)...scored 19 points and grabbed seven rebounds while converting a career-best seven free throws (in eight attempts) at Truman (Dec. 4)...poured home a career-high 33 points on 11-of-12 shooting from beyond the arc, including an 8-of-8 start to the night, in the Panthers' 137-62 win over Central Christian (Dec. 17); also added five rebounds, four assists and three steals.

PERSONAL

Son of Rich and Debbie Howell...born on July 9, 2003...majoring in integrated business at Drury.

2025-26 GAME-BY-GAME STATS

OPPONENT	DATE	START	MIN	FG-FGA	PCT	3FG-FGA	PCT	FT-FTA	PCT	OFF	DEF	TOT	PF	A	T/O	BLK	STL	PTS
vs. Ohio Dominican	11/14	*	38	3-9	.333	0-3	.000	3-5	.600	1	4	5	2	2	2	2	4	9
vs. Thomas More	11/15	*	35	6-14	.429	3-8	.375	2-2	1.000	0	8	8	1	5	0	0	3	17
Ecclesia College	11/19	*	28	6-10	.600	4-7	.571	5-5	1.000	2	2	4	4	6	2	0	2	21
Ozark Christian College	11/22	*	21	7-12	.583	5-9	.556	0-1	.000	3	3	6	1	3	1	0	2	19
Concordia-St. Paul	11/25	*	30	5-9	.556	5-7	.714	0-0	.000	0	3	3	4	1	1	0	2	15
Central Missouri	11/26	*	32	3-8	.375	1-4	.250	2-2	1.000	2	3	5	2	1	4	1	0	9
at Southwest Baptist	12/1	*	34	6-15	.400	4-12	.333	0-0	.000	1	2	3	4	2	3	0	2	16
at Truman State	12/4	*	37	5-12	.417	2-8	.250	7-8	.875	2	5	7	2	1	1	1	1	19
at Quincy	12/6	*	34	2-12	.167	2-8	.250	1-2	.500	1	2	3	4	0	0	0	1	7
Central Christian College	12/17	*	27	11-12	.917	11-12	.917	0-0	.000	2	3	5	2	4	2	0	3	33
Arkansas-Fort Smith	12/21																	
Rockhurst	1/2																	
William Jewell	1/4																	
Missouri S&T	1/8																	
Lincoln	1/10																	
at Maryville	1/15																	
at McKendree	1/17																	
Ill. Springfield	1/22																	
Indianapolis	1/24																	
at Lewis	1/29																	
at Upper Iowa	1/31																	
Quincy	2/5																	
Truman State	2/7																	
at William Jewell	2/12																	
at Rockhurst	2/14																	
Southwest Baptist	2/19																	
UMSL	2/26																	
at Missouri S&T	2/28																	

CAREER STATS \*at Milwaukee

SEASON	GP-GS	Min	Avg	FG-A	Pct	3FG-A	Pct	FT-A	Pct	Off-Def-Rebs	Avg	PF-FO	Ast	Avg.	TO	Blk	Stl	Pts	Avg
2022-23*	29-0	256	8.8	24-85	.282	13-60	.217	16-21	.762	7-19-26	0.9	20-0	6	0.2	11	1	15	77	2.7
2023-24*	10-1	81	8.1	14-32	.438	10-23	.435	4-6	.667	2-4-6	0.6	9-0	3	0.3	0	1	4	42	4.2
2024-25	27-26	789	29.2	124-309	.401	72-202	.356	37-52	.712	22-102-124	4.6	65-3	30	1.1	35	3	23	357	13.2
2025-26	10-10	316	31.6	54-113	.478	37-78	.474	20-25	.800	14-35-49	4.9	26-0	25	2.5	16	4	20	165	16.5
TOTAL	76-37	1,440	19.0	216-539	.401	132-363	.364	77-104	.740	45-160-205	2.7	120-3	64	0.8	62	9	62	641	8.4



## PLAYER PROFILES

## 3 KEION EPPS

Freshman | Guard | 6-0 | 175  
Springfield, Mo. | Central HS



## SEASON HIGHS

Points	17	vs. Central Missouri (11/26)
Rebounds	5	at Truman (12/4)
Assists	9	2x, last vs. Central Christian (12/17)
Steals	5	at SBU (12/1)
Blocks	1	vs. Ohio Dominican (11/14)
Field Goals	6	2x, last vs. Central Christian (12/17)
3-Pointers	4	vs. Central Missouri (11/26)
Free Throws	1	2x, last vs. Central Missouri (11/26)
Minutes	34	at SBU (12/1)

## CAREER HIGHS

Points	17	vs. Central Missouri (11/26/25)
Rebounds	5	at Truman (12/4/25)
Assists	9	2x, last vs. Central Christian (12/17/25)
Steals	5	at SBU (12/1/25)
Blocks	1	vs. Ohio Dominican (11/14/25)
Field Goals	6	2x, last vs. Central Christian (12/17/25)
3-Pointers	4	vs. Central Missouri (11/26/25)
Free Throws	1	2x, last vs. Central Missouri (11/26/25)
Minutes	34	at SBU (12/1/25)

## PRODUCTION TRACKER

	2025-26	Career
5+ Points	5	5
10+ Points	2	2
5+ Rebounds	1	1
10+ Rebounds	--	--
3+ Offensive Rebounds	--	--
5+ Assists	5	5
10+ Assists	--	--
Double-Doubles	--	--
Multiple Blocks	--	--
Multiple Steals	4	4

## 2025-26

Epps scored a career-best 17 points and handed out six assists vs. Central Missouri (Nov. 26), going 4-of-6 from three-point range...turned in a memorable Drury debut, scoring seven points and handing out a team-high five assists to go along with two steals and a block in the Panthers' 70-65 come-from-behind victory over Ohio Dominican (Nov. 14)...made his first collegiate start at SBU (Dec. 1), tallying four assists and five steals...handed out a career-best nine assists at Truman (Dec. 4)...recorded 16 points on 6-of-9 shooting to go along with nine assists and two steals in the Panthers' 137-62 win over Central Christian (Dec. 17).

## PERSONAL

Son of Kayauna Bailey...born on Nov. 22, 2006...plans to major in business economics at Drury.

## 2025-26 GAME-BY-GAME STATS

OPPONENT	DATE	START MIN	FG-FGA	PCT	3FG-FGA	PCT	FT-FTA	PCT	OFF	DEF	TOT	PF	A	T/O	BLK	STL	PTS
vs. Ohio Dominican	11/14	21	3-6	.500	1-2	.500	0-0	.000	0	3	3	1	5	2	1	2	7
vs. Thomas More	11/15							--DNP--									
Ecclesia College	11/19							--DNP--									
Ozark Christian College	11/22							--DNP--									
Concordia-St. Paul	11/25	27	3-6	.500	1-1	1.000	1-1	1.000	0	1	1	2	7	2	0	1	8
Central Missouri	11/26	24	6-8	.750	4-6	.667	1-3	.333	0	3	3	1	6	2	0	1	17
at Southwest Baptist	12/1	* 34	1-5	.200	0-3	.000	0-0	.000	1	0	1	2	4	10	0	5	2
at Truman State	12/4	* 32	3-6	.500	1-2	.500	0-0	.000	0	5	5	5	9	3	0	1	7
at Quincy	12/6	* 19	0-2	.000	0-2	.000	0-0	.000	2	1	3	4	2	3	0	4	0
Central Christian College	12/17	21	6-9	.667	2-3	.667	2-2	1.000	0	1	1	3	9	3	0	2	16
Arkansas-Fort Smith	12/21																
Rockhurst	1/2																
William Jewell	1/4																
Missouri S&T	1/8																
Lincoln	1/10																
at Maryville	1/15																
at McKendree	1/17																
Ill. Springfield	1/22																
Indianapolis	1/24																
at Lewis	1/29																
at Upper Iowa	1/31																
Quincy	2/5																
Truman State	2/7																
at William Jewell	2/12																
at Rockhurst	2/14																
Southwest Baptist	2/19																
UMSL	2/26																
at Missouri S&T	2/28																

## CAREER STATS

SEASON	GP-GS	Min	Avg	FG-A	Pct	3FG-A	Pct	FT-A	Pct	Off-Def-Rebs	Avg	PF-FO	Ast	Avg.	TO	Blk	Stl	Pts	Avg
2025-26	7-3	178	25.4	22-42	.524	9-19	.474	4-6	.667	3-14-17	2.4	18-1	42	6.0	25	1	16	57	8.1
TOTAL	7-3	178	25.4	22-43	.524	9-19	.474	4-6	.667	3-14-17	2.4	18-1	42	6.0	25	1	16	57	8.1







PLAYER PROFILES

4 KEVIN SARGEANT

Freshman | Forward | 6-5 | 200  
Missouri City, Texas | Fort Bend Thurgood Marshall HS



SEASON HIGHS

Points	13	vs. Central Christian (12/17)
Rebounds	8	vs. Ozark Christian (11/22)
Assists	2	vs. Ozark Christian (11/22)
Steals	2	3x, last vs. Central Missouri (11/26)
Blocks	2	2x, last vs. Central Christian (12/17)
Field Goals	6	vs. Central Christian (12/17)
3-Pointers	--	--
Free Throws	1	2x, last vs. Central Christian (12/17)
Minutes	25	vs. Central Christian (12/17)

CAREER HIGHS

Points	13	vs. Central Christian (12/17/25)
Rebounds	8	vs. Ozark Christian (11/22/25)
Assists	2	vs. Ozark Christian (11/22/25)
Steals	2	3x, last vs. Central Missouri (11/26/25)
Blocks	2	2x, last vs. Central Christian (12/17/25)
Field Goals	6	vs. Central Christian (12/17/25)
3-Pointers	--	--
Free Throws	1	2x, last vs. Central Christian (12/17/25)
Minutes	25	vs. Central Christian (12/17/25)

PRODUCTION TRACKER

	2025-26	Career
5+ Points	2	2
10+ Points	1	1
5+ Rebounds	4	4
10+ Rebounds	--	--
3+ Offensive Rebounds	3	3
5+ Assists	--	--
10+ Assists	--	--
Double-Doubles	--	--
Multiple Blocks	2	2
Multiple Steals	3	3

2025-26

Sargeant made his Drury debut in the Panthers' 71-59 victory over Thomas More (Nov. 15), pulling down a pair of rebounds and recording a block in nine minutes...scored a career-best nine points on 4-of-6 shooting to go along with five rebounds and two steals in 17 minutes of playing time during DU's win over Ecclesia (Nov. 19)...pulled down a career-best eight rebounds, including three on the offensive end, while adding two assists, two steals and two blocks--all career highs as well--in DU's win over Ozark Christian (Nov. 22)...scored a career-best 13 points on 6-of-9 shooting in the Panthers' 137-62 win over Central Christian (Dec. 17); also grabbed seven boards and blocked a pair of shots.

PERSONAL

Son of Kevin and Lydia Sargeant...born on May 25, 2007...plans to major in business economics at Drury.

2025-26 GAME-BY-GAME STATS

OPPONENT	DATE	START MIN	FG-FGA	PCT	3FG-FGA	PCT	FT-FTA	PCT	OFF	DEF	TOT	PF	A	T/O	BLK	STL	PTS
vs. Ohio Dominican	11/14								--DNP--								
vs. Thomas More	11/15	9	0-0	.000	0-0	.000	0-0	.000	1	1	2	1	0	2	1	0	0
Ecclesia College	11/19	17	4-6	.667	0-0	.000	1-1	1.000	4	1	5	3	1	0	1	2	9
Ozark Christian College	11/22	23	1-3	.333	0-0	.000	0-0	.000	3	5	8	1	2	1	2	2	2
Concordia-St. Paul	11/25								--DNP--								
Central Missouri	11/26	6	1-3	.333	0-0	.000	0-0	.000	3	2	5	0	0	1	0	2	2
at Southwest Baptist	12/1								--DNP--								
at Truman State	12/4								--DNP--								
at Quincy	12/6	13	1-1	1.000	0-0	.000	0-0	.000	0	3	3	0	1	1	1	1	2
Central Christian College	12/17	25	6-9	.667	0-0	.000	1-1	1.000	2	5	7	1	1	0	2	1	13
Arkansas-Fort Smith	12/21																
Rockhurst	1/2																
William Jewell	1/4																
Missouri S&T	1/8																
Lincoln	1/10																
at Maryville	1/15																
at McKendree	1/17																
Ill. Springfield	1/22																
Indianapolis	1/24																
at Lewis	1/29																
at Upper Iowa	1/31																
Quincy	2/5																
Truman State	2/7																
at William Jewell	2/12																
at Rockhurst	2/14																
Southwest Baptist	2/19																
UMSL	2/26																
at Missouri S&T	2/28																

CAREER STATS

SEASON	GP-GS	Min	Avg	FG-A	Pct	3FG-A	Pct	FT-A	Pct	Off-Def-Rebs	Avg	PF-FO	Ast	Avg.	TO	Blk	Stl	Pts	Avg
2025-26	6-0	93	15.5	13-22	.591	0-0	.000	2-2	1.000	13-17-30	5.0	6-0	5	0.8	5	7	8	28	4.7
TOTAL	6-0	93	15.5	13-22	.591	0-0	.000	2-2	1.000	13-17-30	5.0	6-0	5	0.8	5	7	8	28	4.7



## PLAYER PROFILES

## 10 BRENLEY HAGEWOOD

Freshman | Guard | 6-0 | 165  
 Republic, Mo. | Republic HS



## SEASON HIGHS

Points	--	--
Rebounds	1	2x, last vs. Ozark Christian (11/22)
Assists	--	--
Steals	--	--
Blocks	--	--
Field Goals	--	--
3-Pointers	--	--
Free Throws	--	--
Minutes	4	2x, last vs. Ozark Christian (11/22)

## CAREER HIGHS

Points	--	--
Rebounds	1	2x, last vs. Ozark Christian (11/22/25)
Assists	--	--
Steals	--	--
Blocks	--	--
Field Goals	--	--
3-Pointers	--	--
Free Throws	--	--
Minutes	4	2x, last vs. Ozark Christian (11/22/25)

## PRODUCTION TRACKER

	2025-26	Career
5+ Points	--	--
10+ Points	--	--
5+ Rebounds	--	--
10+ Rebounds	--	--
3+ Offensive Rebounds	--	--
5+ Assists	--	--
10+ Assists	--	--
Double-Doubles	--	--
Multiple Blocks	--	--
Multiple Steals	--	--

## 2025-26

Hagewood made his Drury debut against Ecclesia (Nov. 19), grabbing one rebound in four minutes of playing time...played four minutes of the Panthers' win over Ozark Christian (Nov. 22), recording one board in the 90-62 victory.

## PERSONAL

Son of Dusty and Lindsey Hagewood...born on Aug. 9, 2006...plans to major in integrated business at Drury.

## 2025-26 GAME-BY-GAME STATS

OPPONENT	DATE	START	MIN	FG-FGA	PCT	3FG-FGA	PCT	FT-FTA	PCT	OFF	DEF	TOT	PF	A	T/O	BLK	STL	PTS
vs. Ohio Dominican	11/14								--DNP--									
vs. Thomas More	11/15								--DNP--									
Ecclesia College	11/19		4	0-2	.000	0-0	.000	0-0	.000	0	1	1	1	0	0	0	0	0
Ozark Christian College	11/22		4	0-3	.000	0-2	.000	0-0	.000	1	0	1	1	0	0	0	0	0
Concordia-St. Paul	11/25								--DNP--									
Central Missouri	11/26		2	0-0	.000	0-0	.000	0-0	.000	0	0	0	0	0	0	0	0	0
at Southwest Baptist	12/1								--DNP--									
at Truman State	12/4								--DNP--									
at Quincy	12/6								--DNP--									
Central Christian College	12/17								--DNP--									
Arkansas-Fort Smith	12/21																	
Rockhurst	1/2																	
William Jewell	1/4																	
Missouri S&T	1/8																	
Lincoln	1/10																	
at Maryville	1/15																	
at McKendree	1/17																	
Ill. Springfield	1/22																	
Indianapolis	1/24																	
at Lewis	1/29																	
at Upper Iowa	1/31																	
Quincy	2/5																	
Truman State	2/7																	
at William Jewell	2/12																	
at Rockhurst	2/14																	
Southwest Baptist	2/19																	
UMSL	2/26																	
at Missouri S&T	2/28																	

## CAREER STATS

SEASON	GP-GS	Min	Avg	FG-A	Pct	3FG-A	Pct	FT-A	Pct	Off-Def-Rebs	Avg	PF-FO	Ast	Avg.	TO	Blk	Stl	Pts	Avg
2025-26	3-0	10	3.3	0-5	.000	0-2	.000	0-0	.000	1-1-2	1.0	2-0	0	0.0	0	0	0	0	0.0
TOTAL	3-0	10	3.3	0-5	.000	0-0	.000	0-0	.000	1-1-2	1.0	2-0	0	0.0	0	0	0	0	0.0





PLAYER PROFILES

11 WYATT CARR

Freshman | Guard | 6-5 | 170  
Lebanon, Mo. | Lebanon HS



SEASON HIGHS		
Points	4	vs. Ecclesia (11/19)
Rebounds	5	vs. Central Christian (12/17)
Assists	--	--
Steals	1	2x, last vs. Central Christian (12/17)
Blocks	--	--
Field Goals	1	vs. Ecclesia (11/19)
3-Pointers	--	--
Free Throws	2	vs. Ecclesia (11/19)
Minutes	9	vs. Central Christian (12/17)

CAREER HIGHS		
Points	4	vs. Ecclesia (11/19/25)
Rebounds	5	vs. Central Christian (12/17/25)
Assists	--	--
Steals	1	2x, last vs. Central Christian (12/17/25)
Blocks	--	--
Field Goals	1	vs. Ecclesia (11/19/25)
3-Pointers	--	--
Free Throws	2	vs. Ecclesia (11/19/25)
Minutes	9	vs. Central Christian (12/17/25)

PRODUCTION TRACKER		
	2025-26	Career
5+ Points	--	--
10+ Points	--	--
5+ Rebounds	1	1
10+ Rebounds	--	--
3+ Offensive Rebounds	--	--
5+ Assists	--	--
10+ Assists	--	--
Double-Doubles	--	--
Multiple Blocks	--	--
Multiple Steals	--	--

2025-26

Carr made his Drury debut against Ecclesia (Nov. 19), scoring four points in four minutes of playing time...recorded his first steal as a Panther in four minutes of action vs. Ozark Christian (Nov. 22)...pulled down a career-best five rebounds and recorded a steal in DU's 137-62 win over Central Christian (Dec. 17).

PERSONAL

Son of John and Rachel Carr...born on April 14, 2006...plans to major in business economics at Drury.

2025-26 GAME-BY-GAME STATS

OPPONENT	DATE	START MIN	FG-FGA	PCT	3FG-FGA	PCT	FT-FTA	PCT	OFF	DEF	TOT	PF	A	T/O	BLK	STL	PTS
vs. Ohio Dominican	11/14								--DNP--								
vs. Thomas More	11/15								--DNP--								
Ecclesia College	11/19	4	1-1	1.000	0-0	.000	2-2	1.000	0	0	0	0	0	0	0	0	4
Ozark Christian College	11/22	4	0-1	.000	0-1	.000	0-0	.000	0	0	0	0	0	0	0	1	0
Concordia-St. Paul	11/25								--DNP--								
Central Missouri	11/26	2	0-1	.000	0-0	.000	0-0	.000	0	0	0	0	0	0	0	0	0
at Southwest Baptist	12/1								--DNP--								
at Truman State	12/4								--DNP--								
at Quincy	12/6	1	0-0	.000	0-0	.000	0-0	.000	0	0	0	1	0	0	0	0	0
Central Christian College	12/17	9	0-2	.000	0-1	.000	0-0	.000	2	3	5	2	0	1	0	1	0
Arkansas-Fort Smith	12/21																
Rockhurst	1/2																
William Jewell	1/4																
Missouri S&T	1/8																
Lincoln	1/10																
at Maryville	1/15																
at McKendree	1/17																
Ill. Springfield	1/22																
Indianapolis	1/24																
at Lewis	1/29																
at Upper Iowa	1/31																
Quincy	2/5																
Truman State	2/7																
at William Jewell	2/12																
at Rockhurst	2/14																
Southwest Baptist	2/19																
UMSL	2/26																
at Missouri S&T	2/28																

CAREER STATS

SEASON	GP-GS	Min	Avg	FG-A	Pct	3FG-A	Pct	FT-A	Pct	Off-Def-Rebs	Avg	PF-FO	Ast	Avg.	TO	Blk	Stl	Pts	Avg
2025-26	5-0	20	4.0	1-5	.200	0-2	.000	2-2	1.000	2-3-5	1.0	3-0	0	0.0	1	0	2	4	0.8
TOTAL	5-0	20	4.0	1-5	.200	0-2	.000	2-2	1.000	2-3-5	1.0	3-0	0	0.0	1	0	2	4	0.8



## PLAYER PROFILES

## 13 LUKE STUBBS

R-Junior | Guard | 6-3 | 190  
Kansas City, Mo. | Liberty HS



## SEASON HIGHS

Points	8	at SBU (12/1)
Rebounds	3	2x, last at Truman (12/4)
Assists	4	vs. Central Christian (12/17)
Steals	3	at Quincy (12/6)
Blocks	1	vs. Concordia (11/25)
Field Goals	3	5x, last at Quincy (12/6)
3-Pointers	1	4x, last vs. Central Christian (12/17)
Free Throws	2	vs. Central Christian (12/17)
Minutes	32	at Truman (12/4)

## CAREER HIGHS

Points	15	vs. Ozarks (12/5/23)
Rebounds	5	at Upper Iowa (1/18/24)
Assists	5	at Indianapolis (12/2/23)
Steals	3	at Quincy (2/6/25)
Blocks	1	3x, last vs. Concordia (11/25/25)
Field Goals	6	at Ozarks (12/5/23)
3-Pointers	3	at Ozarks (12/5/23)
Free Throws	3	at Rockhurst (2/8/24)
Minutes	32	at Truman (12/4/25)

## PRODUCTION TRACKER

	2025-26	Career
5+ Points	7	14
10+ Points	--	3
5+ Rebounds	--	1
10+ Rebounds	--	--
3+ Offensive Rebounds	--	--
5+ Assists	--	1
10+ Assists	--	--
Double-Doubles	--	--
Multiple Blocks	--	--
Multiple Steals	1	2

## HONORS

- Academic All-GLVC (2022-23 and 2024-25)

## 2025-26

Stubbs drew an opening night start for the Panthers vs. Ohio Dominican (Nov. 14), scoring seven points and pulling down two rebounds in the 70-65 come-from-behind victory for DU...returned from a two-game absence due to injury with six points vs. Ozark Christian (Nov. 22), recording a pair of assists and two rebounds...scored a season-high eight points at SBU (Dec. 1) and matched his 2025-26 season best with three rebounds against Truman (Dec. 4)...recorded a season-high four assists in the Panthers' 137-62 victory over Central Christian (Dec. 17).

## PERSONAL

Son of Angie and Weldon Stubbs...born on Jan. 1, 2004...majoring in exercise physiology at Drury.

## 2025-26 GAME-BY-GAME STATS

OPPONENT	DATE	START	MIN	FG-FGA	PCT	3FG-FGA	PCT	FT-FTA	PCT	OFF	DEF	TOT	PF	A	T/O	BLK	STL	PTS
vs. Ohio Dominican	11/14	*	29	3-5	.600	1-2	.500	0-0	.000	1	1	2	2	0	4	0	1	7
vs. Thomas More	11/15								--DNP--									
Ecclesia College	11/19								--DNP--									
Ozark Christian College	11/22		17	3-8	.375	0-3	.000	0-0	.000	1	1	2	1	2	2	0	1	6
Concordia-St. Paul	11/25	*	22	1-4	.250	0-0	.000	0-0	.000	1	2	3	4	3	2	1	0	2
Central Missouri	11/26	*	19	2-6	.333	0-1	.000	1-2	.500	1	0	1	2	1	0	0	0	5
at Southwest Baptist	12/1	*	27	3-6	.500	1-2	.500	1-2	.500	0	1	1	3	2	1	0	0	8
at Truman State	12/4	*	32	3-8	.375	1-2	.500	0-2	.000	1	2	3	3	2	0	0	0	7
at Quincy	12/6	*	24	3-7	.429	0-1	.000	0-0	.000	0	0	0	2	0	2	0	3	6
Central Christian College	12/17	*	19	1-2	.500	1-1	1.000	2-2	1.000	0	1	1	1	4	1	0	0	5
Arkansas-Fort Smith	12/21																	
Rockhurst	1/2																	
William Jewell	1/4																	
Missouri S&T	1/8																	
Lincoln	1/10																	
at Maryville	1/15																	
at McKendree	1/17																	
Ill. Springfield	1/22																	
Indianapolis	1/24																	
at Lewis	1/29																	
at Upper Iowa	1/31																	
Quincy	2/5																	
Truman State	2/7																	
at William Jewell	2/12																	
at Rockhurst	2/14																	
Southwest Baptist	2/19																	
UMSL	2/26																	
at Missouri S&T	2/28																	

## CAREER STATS

SEASON	GP-GS	Min	Avg	FG-A	Pct	3FG-A	Pct	FT-A	Pct	Off-Def-Rebs	Avg	PF-FO	Ast	Avg.	TO	Blk	Stl	Pts	Avg
2023-24	25-1	312	12.5	42-102	.412	13-38	.342	8-10	.800	4-28-32	1.3	24-0	24	1.0	18	2	10	105	4.2
2024-25	3-0	28	9.3	3-11	.273	0-5	.000	1-1	1.000	0-1-1	0.3	2-0	5	1.7	0	0	2	7	2.3
2025-26	8-7	189	23.6	19-46	.413	4-12	.333	4-8	.500	5-8-13	1.6	18-0	14	1.8	12	1	5	46	5.8
TOTAL	36-8	529	14.7	64-159	.403	17-55	.309	13-19	.684	9-37-46	1.3	44-0	43	1.2	30	3	17	158	4.4





PLAYER PROFILES

20

HOGAN SMITH

R-Freshman | Forward | 6-5 | 175  
Springfield, Mo. | Kickapoo HS



SEASON HIGHS

Points	--	--
Rebounds	--	--
Assists	--	--
Steals	--	--
Blocks	--	--
Field Goals	--	--
3-Pointers	--	--
Free Throws	--	--
Minutes	--	--

CAREER HIGHS

Points	--	--
Rebounds	--	--
Assists	--	--
Steals	--	--
Blocks	--	--
Field Goals	--	--
3-Pointers	--	--
Free Throws	--	--
Minutes	--	--

PRODUCTION TRACKER

	2025-26	Career
5+ Points	--	--
10+ Points	--	--
5+ Rebounds	--	--
10+ Rebounds	--	--
3+ Offensive Rebounds	--	--
5+ Assists	--	--
10+ Assists	--	--
Double-Doubles	--	--
Multiple Blocks	--	--
Multiple Steals	--	--

HONORS

- Academic All-GLVC (2024-25)

PERSONAL

Son of Craig and Laura Smith...born on June 18, 2005...plans to major in secondary education at Drury.

2025-26 GAME-BY-GAME STATS

OPPONENT	DATE	START	MIN	FG-FGA	PCT	3FG-FGA	PCT	FT-FTA	PCT	OFF	DEF	TOT	PF	A	T/O	BLK	STL	PTS
vs. Ohio Dominican	11/14								--DNP--									
vs. Thomas More	11/15								--DNP--									
Ecclesia College	11/19								--DNP--									
Ozark Christian College	11/22								--DNP--									
Concordia-St. Paul	11/25								--DNP--									
Central Missouri	11/26								--DNP--									
at Southwest Baptist	12/1								--DNP--									
at Truman State	12/4								--DNP--									
at Quincy	12/6								--DNP--									
Central Christian College	12/17								--DNP--									
Arkansas-Fort Smith	12/21																	
Rockhurst	1/2																	
William Jewell	1/4																	
Missouri S&T	1/8																	
Lincoln	1/10																	
at Maryville	1/15																	
at McKendree	1/17																	
Ill. Springfield	1/22																	
Indianapolis	1/24																	
at Lewis	1/29																	
at Upper Iowa	1/31																	
Quincy	2/5																	
Truman State	2/7																	
at William Jewell	2/12																	
at Rockhurst	2/14																	
Southwest Baptist	2/19																	
UMSL	2/26																	
at Missouri S&T	2/28																	



## PLAYER PROFILES

## 23 KANON GIPSON

R-Junior | Guard | 6-3 | 180

Rogersville, Mo. | Logan-Rogersville HS/Missouri State



## SEASON HIGHS

Points	--	--
Rebounds	--	--
Assists	--	--
Steals	--	--
Blocks	--	--
Field Goals	--	--
3-Pointers	--	--
Free Throws	--	--
Minutes	--	--

## CAREER HIGHS

Points	15	vs. Ozarks (12/5/23)
Rebounds	5	at Upper Iowa (1/18/24)
Assists	5	at Indianapolis (12/2/23)
Steals	2	at William Jewell (2/10/24)
Blocks	1	2x, last at Missouri S&T (2/22/24)
Field Goals	6	at Ozarks (12/5/23)
3-Pointers	3	at Ozarks (12/5/23)
Free Throws	3	at Rockhurst (2/8/24)
Minutes	20	at Indianapolis (12/2/23)

## PRODUCTION TRACKER

	2025-26	Career
5+ Points	--	8
10+ Points	--	3
5+ Rebounds	--	1
10+ Rebounds	--	--
3+ Offensive Rebounds	--	--
5+ Assists	--	1
10+ Assists	--	--
Double-Doubles	--	--
Multiple Blocks	--	--
Multiple Steals	--	1

## 2025-26

Gipson sustained a preseason injury that is expected to sideline him for the entire 2025-26 season.

## PERSONAL

Son of David and Julie Gipson...born on Feb. 12, 2003...majoring in organizational and leadership communication at Drury.

## 2025-26 GAME-BY-GAME STATS

OPPONENT	DATE	START MIN	FG-FGA	PCT	3FG-FGA	PCT	FT-FTA	PCT	OFF	DEF	TOT	PF	A	T/O	BLK	STL	PTS
vs. Ohio Dominican	11/14							--DNP--									
vs. Thomas More	11/15							--DNP--									
Ecclesia College	11/19							--DNP--									
Ozark Christian College	11/22							--DNP--									
Concordia-St. Paul	11/25							--DNP--									
Central Missouri	11/26							--DNP--									
at Southwest Baptist	12/1							--DNP--									
at Truman State	12/4							--DNP--									
at Quincy	12/6							--DNP--									
Central Christian College	12/17							--DNP--									
Arkansas-Fort Smith	12/21																
Rockhurst	1/2																
William Jewell	1/4																
Missouri S&T	1/8																
Lincoln	1/10																
at Maryville	1/15																
at McKendree	1/17																
Ill. Springfield	1/22																
Indianapolis	1/24																
at Lewis	1/29																
at Upper Iowa	1/31																
Quincy	2/5																
Truman State	2/7																
at William Jewell	2/12																
at Rockhurst	2/14																
Southwest Baptist	2/19																
UMSL	2/26																
at Missouri S&T	2/28																

## CAREER STATS \*at Missouri State

SEASON	GP-GS	Min	Avg	FG-A	Pct	3FG-A	Pct	FT-A	Pct	Off-Def-Rebs	Avg	PF-FO	Ast	Avg.	TO	Blk	Stl	Pts	Avg
2023-24*	8-0	7	0.9	0-1	.000	0-0	.000	0-0	.000	0-0-0	0.0	1-0	1	0.1	1	0	0	0	0.0
2024-25	24-2	302	12.6	33-81	.407	10-36	.278	24-33	.727	17-31-48	2.0	39-0	22	0.9	13	1	23	100	4.2
TOTAL	32-2	310	9.7	33-82	.402	10-36	.278	24-33	.727	17-31-48	1.5	40-0	23	0.7	14	1	23	100	3.1





## PLAYER PROFILES

## 24 KESHAUN THOMAS

Freshman | Forward | 6-6 | 225  
Quincy, Ill. | Quincy HS

## SEASON HIGHS

Points	27	vs. Concordia (11/25)
Rebounds	10	3x, last vs. Central Christian (12/17)
Assists	4	at Truman (12/4)
Steals	4	at Truman (12/4)
Blocks	1	2x, last vs. Central Christian (12/17)
Field Goals	9	vs. Concordia (11/25)
3-Pointers	1	3x, last vs. Concordia (11/25)
Free Throws	10	at Truman (12/4)
Minutes	33	at Truman (12/4)

## CAREER HIGHS

Points	27	vs. Concordia (11/25/25)
Rebounds	10	3x, last vs. Central Christian (12/17/25)
Assists	4	at Truman (12/4/25)
Steals	4	at Truman (12/4/25)
Blocks	1	2x, last vs. Central Christian (12/17/25)
Field Goals	9	vs. Concordia (11/25/25)
3-Pointers	1	3x, last vs. Concordia (11/25/25)
Free Throws	10	at Truman (12/4/25)
Minutes	33	at Truman (12/4/25)

## PRODUCTION TRACKER

	2025-26	Career
5+ Points	9	9
10+ Points	8	8
5+ Rebounds	7	7
10+ Rebounds	3	3
3+ Offensive Rebounds	4	4
5+ Assists	--	--
10+ Assists	--	--
Double-Doubles	3	3
Multiple Blocks	--	--
Multiple Steals	4	4

## 2025-26

Thomas delivered a standout debut weekend as a Panther at the GLVC/G-MAC Conference Challenge (Nov. 14-15), including a 13-point, 7-rebound effort in his first collegiate action, a 70-65 win over Ohio Dominican...followed that with a game-high 19 points against Thomas More, finishing 8-of-17 from the floor...turned in his third-straight double-digit scoring effort with 12 points vs. Ecclesia (Nov. 19)...logged his first double-double as a Panther with a 16-point, 10-rebound effort in Drury's win over Ozark Christian (Nov. 22); also registered three steals and two assists...followed that effort with a second-straight double-double, scoring a career-best 27 points and grabbing 10 rebounds vs. Concordia-St. Paul (Nov. 25)...scored 18 of his game-high 24 points in the second half at Truman (Dec. 4), finishing 7-of-14 from the floor and 10-of-10 from the foul line; also grabbed eight rebounds and handed out four assists...recorded his third double-double of the season with a 14-point, 10-rebound performance in DU's win over Central Christian (Dec. 17).

## PERSONAL

Son of Rachele Thomas...born on May 18, 2007...plans to major in business economics and psychology at Drury.

## 2025-26 GAME-BY-GAME STATS

OPPONENT	DATE	START	MIN	FG-FGA	PCT	3FG-FGA	PCT	FT-FTA	PCT	OFF	DEF	TOT	PF	A	T/O	BLK	STL	PTS
vs. Ohio Dominican	11/14		25	5-13	.385	0-3	.000	3-5	.600	3	4	7	3	0	2	0	1	13
vs. Thomas More	11/15	*	31	8-17	.471	1-4	.250	2-3	.667	1	1	2	3	3	3	0	1	19
Ecclesia College	11/19	*	22	4-7	.571	0-2	.000	4-4	1.000	0	3	3	3	1	3	0	2	12
Ozark Christian College	11/22	*	19	6-8	.750	1-2	.500	3-4	.750	5	5	10	1	2	2	0	3	16
Concordia-St. Paul	11/25	*	32	9-17	.529	1-5	.200	8-9	.889	2	8	10	2	2	6	0	1	27
Central Missouri	11/26	*	15	0-7	.000	0-4	.000	0-0	.000	0	1	1	3	1	1	0	1	0
at Southwest Baptist	12/1		22	5-10	.500	0-1	.000	1-2	.500	3	2	5	1	1	0	0	0	11
at Truman State	12/4	*	33	7-14	.500	0-3	.000	10-10	1.000	4	4	8	3	4	1	1	4	24
at Quincy	12/6	*	17	2-7	.286	0-1	.000	4-8	.500	2	4	6	3	0	3	0	3	8
Central Christian College	12/17	*	19	4-5	.800	0-0	.000	6-6	1.000	1	9	10	0	3	0	1	1	14
Arkansas-Fort Smith	12/21																	
Rockhurst	1/2																	
William Jewell	1/4																	
Missouri S&T	1/8																	
Lincoln	1/10																	
at Maryville	1/15																	
at McKendree	1/17																	
Ill. Springfield	1/22																	
Indianapolis	1/24																	
at Lewis	1/29																	
at Upper Iowa	1/31																	
Quincy	2/5																	
Truman State	2/7																	
at William Jewell	2/12																	
at Rockhurst	2/14																	
Southwest Baptist	2/19																	
UMSL	2/26																	
at Missouri S&T	2/28																	

## CAREER STATS

SEASON	GP-GS	Min	Avg	FG-A	Pct	3FG-A	Pct	FT-A	Pct	Off-Def-Rebs	Avg	PF-FO	Ast	Avg.	TO	Blk	Stl	Pts	Avg
2025-26	10-8	235	23.5	50-105	.476	3-25	.120	41-51	.804	21-41-62	6.2	22-0	17	1.7	21	2	17	144	14.4
TOTAL	10-8	235	23.5	50-105	.476	3-25	.120	41-51	.804	21-41-62	6.2	22-0	17	1.7	21	2	17	144	14.4



## PLAYER PROFILES

## 30 BRADY NICHOLSON

R-Freshman | Guard | 6-3 | 170  
Ash Grove, Mo. | Ash Grove HS



## SEASON HIGHS

Points	5	vs. Central Christian (12/17)
Rebounds	2	vs. Ecclesia (11/19)
Assists	3	vs. Central Christian (12/17)
Steals	--	--
Blocks	--	--
Field Goals	2	vs. Central Christian (12/17)
3-Pointers	1 2x, last vs. Central Christian (12/17)	
Free Throws	--	--
Minutes	9 2x, last vs. Central Christian (12/17)	

## CAREER HIGHS

Points	5	vs. Central Christian (12/17/25)
Rebounds	2	vs. Ecclesia (11/19/25)
Assists	3	vs. Central Christian (12/17)
Steals	--	--
Blocks	--	--
Field Goals	2	vs. Central Christian (12/17/25)
3-Pointers	1 2x, last vs. Central Christian (12/17/25)	
Free Throws	--	--
Minutes	9 2x, last vs. Central Christian (12/17/25)	

## PRODUCTION TRACKER

	2025-26	Career
5+ Points	1	1
10+ Points	--	--
5+ Rebounds	--	--
10+ Rebounds	--	--
3+ Offensive Rebounds	--	--
5+ Assists	--	--
10+ Assists	--	--
Double-Doubles	--	--
Multiple Blocks	--	--
Multiple Steals	--	--

## 2025-26

Nicholson made his Drury debut against Thomas More (Nov. 15), playing one minute in the Panthers' 71-59 victory over the Saints...also logged four minutes vs. Ecclesia (Nov. 19), handing out an assist and grabbing two rebounds...saw action in DU's win over Ozark Christian (Nov. 22), playing seven minutes...scored his first collegiate points at Quincy (Dec. 6), knocking down a three-pointer...tallied career bests of five points and three assists in Drury's win over Central Christian (Dec. 17).

## PERSONAL

Son of Jeremy and Lea Nicholson...born on March 10, 2006...father played collegiate basketball and football at Missouri State (2004-07)...plans to major in accounting at Drury.

## 2025-26 GAME-BY-GAME STATS

OPPONENT	DATE	START MIN	FG-FGA	PCT	3FG-FGA	PCT	FT-FTA	PCT	OFF	DEF	TOT	PF	A	T/O	BLK	STL	PTS
vs. Ohio Dominican	11/14							--DNP--									
vs. Thomas More	11/15	1	0-0	.000	0-0	.000	0-0	.000	0	0	0	0	0	0	0	0	0
Ecclesia College	11/19	9	0-3	.000	0-2	.000	0-2	.000	0	2	2	1	1	2	0	0	0
Ozark Christian College	11/22	7	0-5	.000	0-3	.000	0-0	.000	0	0	0	2	0	0	0	0	0
Concordia-St. Paul	11/25							--DNP--									
Central Missouri	11/26	2	0-0	.000	0-0	.000	0-0	.000	0	0	0	0	0	0	0	0	0
at Southwest Baptist	12/1							--DNP--									
at Truman State	12/4							--DNP--									
at Quincy	12/6	1	1-1	1.000	1-1	1.000	0-0	.000	0	0	0	0	0	0	0	0	3
Central Christian College	12/17	9	2-4	.500	1-3	.333	0-0	.000	0	0	0	0	3	0	0	0	5
Arkansas-Fort Smith	12/21																
Rockhurst	1/2																
William Jewell	1/4																
Missouri S&T	1/8																
Lincoln	1/10																
at Maryville	1/15																
at McKendree	1/17																
Ill. Springfield	1/22																
Indianapolis	1/24																
at Lewis	1/29																
at Upper Iowa	1/31																
Quincy	2/5																
Truman State	2/7																
at William Jewell	2/12																
at Rockhurst	2/14																
Southwest Baptist	2/19																
UMSL	2/26																
at Missouri S&T	2/28																

## CAREER STATS

SEASON	GP-GS	Min	Avg	FG-A	Pct	3FG-A	Pct	FT-A	Pct	Off-Def-Rebs	Avg	PF-FO	Ast	Avg.	TO	Blk	Stl	Pts	Avg
2025-26	6-0	29	4.8	3-13	.231	2-9	.222	0-2	.000	0-2-2	0.3	3-0	4	0.7	2	0	0	8	1.3
TOTAL	6-0	29	4.8	3-13	.231	2-9	.222	0-2	.000	0-2-2	0.3	3-0	4	0.7	2	0	0	8	1.3







PLAYER PROFILES

34 ALADJI GASSAMA

R-Senior | Forward | 6-8 | 215  
Bamako, Mali | De Smet Jesuit HS/Pepperdine



SEASON HIGHS

Points	16	vs. Central Christian (12/17)
Rebounds	7	at SBU (12/1)
Assists	1	vs. Ozark Christian (11/22)
Steals	1	at Quincy (12/6)
Blocks	4	vs. Ecclesia (11/19)
Field Goals	7	vs. Central Christian (12/17)
3-Pointers	--	--
Free Throws	3	2x, last vs. Central Missouri (11/26)
Minutes	20	vs. Ecclesia (11/19)

CAREER HIGHS

Points	16	vs. Central Christian (12/17/25)
Rebounds	9	vs. LIU (11/13/23)
Assists	2	vs. LIU (11/13/23)
Steals	1	4x, last at Quincy (12/6/25)
Blocks	4	vs. Ecclesia (11/19/25)
Field Goals	7	vs. Central Christian (12/17/25)
3-Pointers	-	-
Free Throws	5	vs. Central Christian (12/16/24)
Minutes	23	vs. LIU (11/13/23)

PRODUCTION TRACKER

	2025-26	Career
5+ Points	3	7
10+ Points	--	--
5+ Rebounds	1	5
10+ Rebounds	--	--
3+ Offensive Rebounds	2	6
5+ Assists	--	--
10+ Assists	--	--
Double-Doubles	--	--
Multiple Blocks	2	3
Multiple Steals	--	--

2025-26

Gassama drew starting assignments in each of the Panthers' first two games of the season at the GLVC/G-MAC Conference Challenge (Nov. 14-15), averaging 15.5 minutes and 2.5 boards...blocked a career-best four shots and scored five points vs. Ecclesia (Nov. 19)...scored a season-high six points and grabbed four rebounds against Ozark Christian (Nov. 22)...grabbed a season-high seven rebounds at SBU (Dec. 1)...totalled a career-high 16 points on 7-of-9 shooting in the Panthers' win over Central Christian (Dec. 17).

PERSONAL

Son of Mike and Chrissy Nardini...born on Nov. 2, 2001...majoring in fine arts at Drury.

2025-26 GAME-BY-GAME STATS

OPPONENT	DATE	START	MIN	FG-FGA	PCT	3FG-FGA	PCT	FT-FTA	PCT	OFF	DEF	TOT	PF	A	T/O	BLK	STL	PTS
vs. Ohio Dominican	11/14	*	12	0-1	.000	0-0	.000	0-0	.000	1	0	1	3	0	1	1	0	0
vs. Thomas More	11/15	*	19	0-0	.000	0-0	.000	1-2	.500	3	1	4	2	0	1	1	0	1
Ecclesia College	11/19	*	20	1-2	.500	0-0	.000	3-6	.500	1	1	2	2	0	2	4	0	5
Ozark Christian College	11/22	*	17	2-4	.500	0-0	.000	2-3	.667	1	3	4	0	1	1	0	0	6
Concordia-St. Paul	11/25		7	1-2	.500	0-0	.000	0-0	.000	1	0	1	0	0	2	1	0	2
Central Missouri	11/26		13	1-1	1.000	0-0	.000	3-4	.750	0	1	1	2	0	1	0	0	5
at Southwest Baptist	12/1	*	15	0-1	.000	0-0	.000	2-4	.500	4	3	7	1	0	1	1	0	2
at Truman State	12/4		7	0-2	.000	0-1	.000	2-2	1.000	1	0	1	3	0	2	1	0	2
at Quincy	12/6		9	1-2	.500	0-0	.000	0-2	.000	2	0	2	3	0	0	2	1	2
Central Christian College	12/17		11	7-9	.778	0-0	.000	2-4	.500	4	1	5	2	0	1	1	0	16
Arkansas-Fort Smith	12/21																	
Rockhurst	1/2																	
William Jewell	1/4																	
Missouri S&T	1/8																	
Lincoln	1/10																	
at Maryville	1/15																	
at McKendree	1/17																	
Ill. Springfield	1/22																	
Indianapolis	1/24																	
at Lewis	1/29																	
at Upper Iowa	1/31																	
Quincy	2/5																	
Truman State	2/7																	
at William Jewell	2/12																	
at Rockhurst	2/14																	
Southwest Baptist	2/19																	
UMSL	2/26																	
at Missouri S&T	2/28																	

CAREER STATS \*at Pepperdine

SEASON	GP-GS	Min	Avg	FG-A	Pct	3FG-A	Pct	FT-A	Pct	Off-Def-Rebs	Avg	PF-FO	Ast	Avg.	TO	Blk	Stl	Pts	Avg
2022-23*	5-0	7	1.4	2-2	1.000	0-0	.000	0-0	.000	0-1-1	0.2	1-0	0	0.0	0	1	0	4	0.8
2023-24*	22-7	219	9.9	9-26	.346	0-0	.000	5-10	.500	19-17-36	1.6	38-1	5	0.2	12	3	2	23	1.0
2024-25	6-0	55	9.3	8-15	.533	0-0	.000	7-8	.875	6-11-17	2.8	10-0	2	0.3	4	1	1	23	3.8
2025-26	9-5	120	13.3	6-15	.400	0-1	.000	13-23	.565	14-9-23	2.6	16-0	1	0.1	11	11	1	25	2.8
TOTAL	42-12	401	9.5	25-58	.431	0-1	.000	25-41	.610	39-38-77	1.8	65-1	8	0.2	27	16	4	75	1.8



## PLAYER PROFILES

## 35 ISAIAH OTYALUK

R-Freshman | Forward | 6-7 | 175

Cary, N.C. | Word of God Christian Academy/Chattanooga



## SEASON HIGHS

Points	25	vs. Central Christian (12/17)
Rebounds	3	vs. Central Christian (12/17)
Assists	2	vs. Central Missouri (11/26)
Steals	1	4x, last vs. Central Christian (12/17)
Blocks	2	vs. Ecclesia (11/19)
Field Goals	9	vs. Central Christian (12/17)
3-Pointers	6	vs. Central Christian (12/17)
Free Throws	2	at Quincy (12/6)
Minutes	23	vs. Ecclesia (11/19)

## CAREER HIGHS

Points	25	vs. Central Christian (12/17/25)
Rebounds	3	vs. Central Christian (12/17/25)
Assists	2	vs. Central Missouri (11/26/25)
Steals	1	4x, last vs. Central Christian (12/17/25)
Blocks	2	vs. Ecclesia (11/19/25)
Field Goals	9	vs. Central Christian (12/17/25)
3-Pointers	6	vs. Central Christian (12/17/25)
Free Throws	2	at Quincy (12/6/25)
Minutes	23	vs. Ecclesia (11/19/25)

## PRODUCTION TRACKER

	2025-26	Career
5+ Points	3	3
10+ Points	2	2
5+ Rebounds	--	--
10+ Rebounds	--	--
3+ Offensive Rebounds	--	--
5+ Assists	--	--
10+ Assists	--	--
Double-Doubles	--	--
Multiple Blocks	1	1
Multiple Steals	--	--

## 2025-26

Otyaluk made his collegiate debut Nov. 15 in the Panthers' 71-59 win over Thomas More, playing 11 minutes and recording a key steal and dunk to help DU complete a perfect 2-0 weekend at the GLVC/G-MAC Conference Challenge...poured home 19 points on 7-of-10 shooting vs. Ecclesia (Nov. 19); knocked down 4-of-7 three-point attempts and blocked a pair of shots...totaled eight points, two boards and one steal against Ozark Christian (Nov. 22), a 90-62 DU victory...scored a career-best 25 points on 9-of-12 shooting -- in cluding 6-of-8 from three-point range -- in his first collegiate start vs. Central Christian (Dec. 17).

## PERSONAL

Son of Hakeem and Gina Otyaluk...born on Jan. 13, 2005...plans to major in organizational and leadership communication at Drury.

## 2025-26 GAME-BY-GAME STATS

OPPONENT	DATE	START MIN	FG-FGA	PCT	3FG-FGA	PCT	FT-FTA	PCT	OFF	DEF	TOT	PF	A	T/O	BLK	STL	PTS
vs. Ohio Dominican	11/14								--DNP--								
vs. Thomas More	11/15	11	1-6	.167	0-3	.000	0-0	.000	1	1	2	1	0	0	0	1	2
Ecclesia College	11/19	23	7-10	.700	4-7	.571	1-1	1.000	0	2	2	3	0	1	2	1	19
Ozark Christian College	11/22	16	4-12	.333	0-6	.000	0-0	.000	1	1	2	2	0	0	0	1	8
Concordia-St. Paul	11/25								--DNP--								
Central Missouri	11/26	14	1-3	.333	0-2	.000	0-0	.000	0	1	1	0	2	0	0	0	2
at Southwest Baptist	12/1	2	0-0	.000	0-0	.000	0-0	.000	0	0	0	0	0	0	0	0	0
at Truman State	12/4	12	1-4	.250	0-3	.000	0-0	.000	0	0	0	2	0	1	0	0	2
at Quincy	12/6	12	0-2	.000	0-2	.000	2-2	1.000	0	2	2	0	0	0	0	0	2
Central Christian College	12/17	* 21	9-12	.750	6-8	.750	1-2	.500	1	2	3	0	0	1	0	1	25
Arkansas-Fort Smith	12/21																
Rockhurst	1/2																
William Jewell	1/4																
Missouri S&T	1/8																
Lincoln	1/10																
at Maryville	1/15																
at McKendree	1/17																
Ill. Springfield	1/22																
Indianapolis	1/24																
at Lewis	1/29																
at Upper Iowa	1/31																
Quincy	2/5																
Truman State	2/7																
at William Jewell	2/12																
at Rockhurst	2/14																
Southwest Baptist	2/19																
UMSL	2/26																
at Missouri S&T	2/28																

## CAREER STATS

SEASON	GP-GS	Min	Avg	FG-A	Pct	3FG-A	Pct	FT-A	Pct	Off-Def-Rebs	Avg	PF-FO	Ast	Avg.	TO	Blk	Stl	Pts	Avg
2025-26	8-1	111	13.9	23-49	.469	10-31	.323	4-5	.800	3-9-12	1.5	8-0	2	0.3	3	2	4	60	7.5
TOTAL	8-1	111	13.9	23-49	.469	10-31	.323	4-5	.800	3-9-12	1.5	8-0	2	0.3	3	2	4	60	7.5





PLAYER PROFILES

43

GEZIM BAJRAMI

Junior | Forward/Center | 6-9 | 260

Tampere, Finland | Omnia Basketball Academy/Frank Phillips College



SEASON HIGHS		
Points	7	2x, last at Quincy (12/6)
Rebounds	4	vs. Central Christian (12/17)
Assists	3	at Quincy (12/6)
Steals	2	vs. Central Christian (12/17)
Blocks	--	--
Field Goals	3	vs. Ecclesia (11/19)
3-Pointers	1	3x, last at Quincy (12/6)
Free Throws	2	at Quincy (12/6)
Minutes	20	at Quincy (12/6)

CAREER HIGHS		
Points	7	2x, last at Quincy (12/6/25)
Rebounds	4	vs. Central Christian (12/17/25)
Asists	3	at Quincy (12/6/25)
Steals	2	vs. Central Christian (12/17/25)
Blocks	2	vs. Air Force (11/10/23)
Field Goals	3	vs. Ecclesia (11/19/25)
3-Pointers	1	3x, last at Quincy (12/6/25)
Free Throws	4	at Columbia (11/21/23)
Minutes	21	at Pepperdine (11/13/23)

PRODUCTION TRACKER		
	2025-26	Career
5+ Points	2	4
10+ Points	--	--
5+ Rebounds	--	--
10+ Rebounds	--	--
3+ Offensive Rebounds	--	--
5+ Assists	--	--
10+ Assists	--	--
Double-Doubles	--	--
Multiple Blocks	--	1
Multiple Steals	1	1

2025-26

Bajrami made his Drury debut vs. Ecclesia (Nov. 19), going 3-of-4 from the floor to score seven points; also pulled down two rebounds and recorded an assist and a steal...scored three points and hauled in three rebounds against Ozark Christian (Nov. 22)...logged career highs of seven points and three assists at Quincy (Dec. 6)...grabbed a career-best four rebounds vs. Central Christian (Dec. 17).

PERSONAL

Son of Zymer and Hanife Bajrami...born on July 31, 2003...plans to major in business economics at Drury.

2025-26 GAME-BY-GAME STATS


OPPONENT	DATE	START	MIN	FG-FGA	PCT	3FG-FGA	PCT	FT-FTA	PCT	OFF	DEF	TOT	PF	A	T/O	BLK	STL	PTS
vs. Ohio Dominican	11/14								--DNP--									
vs. Thomas More	11/15								--DNP--									
Ecclesia College	11/19	4	3-4	.750	1-2	.500	0-0	.000	0	2	2	1	1	0	0	0	1	7
Ozark Christian College	11/22	8	1-3	.333	1-2	.500	0-0	.000	2	1	3	1	1	0	0	0	0	3
Concordia-St. Paul	11/25								--DNP--									
Central Missouri	11/26	2	0-1	.000	0-1	.000	0-0	.000	0	0	0	0	0	0	0	0	0	0
at Southwest Baptist	12/1								--DNP--									
at Truman State	12/4								--DNP--									
at Quincy	12/6	20	2-6	.333	1-4	.250	2-2	1.000	0	2	2	1	3	1	0	1	7	
Central Christian College	12/17	16	2-6	.333	0-2	.000	0-0	.000	0	4	4	2	2	1	0	2	4	
Arkansas-Fort Smith	12/21																	
Rockhurst	1/2																	
William Jewell	1/4																	
Missouri S&T	1/8																	
Lincoln	1/10																	
at Maryville	1/15																	
at McKendree	1/17																	
Ill. Springfield	1/22																	
Indianapolis	1/24																	
at Lewis	1/29																	
at Upper Iowa	1/31																	
Quincy	2/5																	
Truman State	2/7																	
at William Jewell	2/12																	
at Rockhurst	2/14																	
Southwest Baptist	2/19																	
UMSL	2/26																	
at Missouri S&T	2/28																	

CAREER STATS \*at LIU

SEASON	GP-GS	Min	Avg	FG-A	Pct	3FG-A	Pct	FT-A	Pct	Off-Def-Rebs	Avg	PF-FO	Ast	Avg.	TO	Blk	Stl	Pts	Avg
2023-24*	16-2	158	9.9	7-34	.206	0-4	.000	11-22	.500	6-13-19	1.2	26-1	3	0.2	5	4	2	25	1.6
2025-26	5-0	50	10.0	8-20	.400	3-11	.273	2-2	1.000	2-9-11	2.2	5-0	7	1.4	2	0	4	21	4.2
TOTAL	21-2	208	9.9	15-54	.278	3-15	.200	13-24	.542	8-22-30	1.4	31-1	10	0.5	7	4	6	46	2.2



## TV/RADIO ROSTER




**COLIN HARDRICK**  
G ♦ RSo. ♦ Milwaukee, Wis.



**ZACH HOWELL**  
G/F ♦ RJr. ♦ Springfield, Mo.



**KEION EPPS**  
G ♦ Fr. ♦ Springfield, Mo.



**KEVIN SARGEANT**  
F ♦ Fr. ♦ Missouri City, Texas




**BRENLEY HAGEWOOD**  
G ♦ Fr. ♦ Republic, Mo.



**WYATT CARR**  
G ♦ Fr. ♦ Lebanon, Mo.



**LUKE STUBBS**  
G ♦ Jr. ♦ Kansas City, Mo.



**HOGAN SMITH**  
F ♦ RFr. ♦ Springfield, Mo.



**KANON GIPSON**  
G ♦ RJr. ♦ Rogersville, Mo.



**KESHAUN THOMAS**  
F ♦ Fr. ♦ Quincy, Ill.



**BRADY NICHOLSON**  
G ♦ RFr. ♦ Ash Grove, Mo.



**ALADJI GASSAMA**  
F ♦ RSo. ♦ Bamako, Mali




**ISAIAH OTYALUK**  
F ♦ RFr. ♦ Cary, N.C.



**GEZIM BAJRAMI**  
F/C ♦ Jr. ♦ Tampere, Finland



**CHRIS FOSTER**  
Head Coach



**SAM BRISCOE**  
Assistant Coach



**BRIAN PEARSON**  
Assistant Coach

