

25
26

Drury



M E N ' S B A S K E T B A L L



2025-26 SCHEDULE

RECORD	4-5
GLVC	0-3
NON-CONFERENCE	4-2
HOME	2-2
AWAY	0-3
NEUTRAL	2-0

DATE	OPPONENT	TIME/RESULT
Nov. 14	vs. Ohio Dominican [^]	W, 70-65
Nov. 15	vs. Thomas More [^]	W, 71-59
Nov. 19	Ecclesia College	W, 108-68
Nov. 22	Ozark Christian College	W, 90-62
Nov. 25	(RV) Concordia-St. Paul[#]	L, 83-94
Nov. 26	Central Missouri[#]	L, 67-89

Dec. 1	at Southwest Baptist*	L, 59-76
Dec. 4	at Truman State*	L, 79-86
Dec. 6	at Quincy*	L, 55-72
Dec. 17	Central Christian College	6 PM
Dec. 21	Arkansas-Fort Smith	1 PM

Jan. 2	Rockhurst*	7:45 PM
Jan. 4	William Jewell*	3 PM
Jan. 8	Missouri S&T*	7:45 PM
Jan. 10	Lincoln*	3 PM
Jan. 15	at Maryville*	7:30 PM
Jan. 17	at McKendree*	3 PM
Jan. 22	Illinois Springfield*	7:45 PM
Jan. 24	Indianapolis*	3 PM
Jan. 29	at Lewis*	7:30 PM
Jan. 31	at Upper Iowa*	3 PM

Feb. 5	Quincy*	7:45 PM
Feb. 7	Truman State*	3 PM
Feb. 12	at William Jewell*	7:30 PM
Feb. 14	at Rockhurst*	2 PM
Feb. 19	Southwest Baptist*	7:45 PM
Feb. 26	UMSL*	7:45 PM
Feb. 28	at Missouri S&T*	3 PM

Mar. 5-8	at GLVC Tournament [%]	TBA
----------	---------------------------------	-----

Schedule Key

[^]GLVC/G-MAC Challenge (Elsah, Ill.)[#]DoubleTree by Hilton Thanksgiving Classic[%]GLVC Tournament (St. Louis, Mo.)

*GLVC Game

Home games in **bold**

All Times Central

DRURY [4-5] vs CENTRAL CHRISTIAN [4-7]

GAME 10 | Wednesday, Dec. 17 | 6 p.m. | O'Reilly Family Event Center (2,850) | Springfield, Mo. | Watch: GLVCSN | Audio: DU All-Access



DRURY PANTHERS

Season Record: 4-5, 0-3 GLVC

Head Coach: Chris Foster

Record at Drury: 52-66 (5th)

Career Record: 169-146 (12th)

VS

CENTRAL CHRISTIAN SAINTS

Season Record: 4-7, 0-2 MCCC

Head Coach: Jack Defreitas

Record at CCC: 180-249 (15th)

Career Record: same



PROJECTED STARTERS*

DRURY

No.	Pos.	Player	Ht.	Wt.	Yr.	Hometown	PPG	RPG	APG	SPG	FG%	FT%
0	G	Colin Hardrick	6-3	170	RSO.	Milwaukee, Wis.	15.6	6.9	2.7	1.4	.408	.625
1	G	Zach Howell	6-5	210	RJr.	Springfield, Mo.	14.7	4.9	2.3	1.9	.426	.800
3	G	Keion Epps	6-0	175	Fr.	Springfield, Mo.	6.8	2.7	5.5	2.3	.485	.500
13	G	Luke Stubbs	6-3	190	Jr.	Kansas City, Mo.	5.9	1.7	1.4	0.7	.409	.333
24	F	KeShaun Thomas	6-6	225	Fr.	Quincy, Ill.	14.4	5.8	1.6	1.8	.460	.778

CENTRAL CHRISTIAN

No.	Pos.	Player	Ht.	Wt.	Yr.	Hometown	PPG	RPG	APG	SPG	FG%	FT%
1	G	Amari Elam	6-2	-	Fr.	Nashville, Tenn.	8.6	3.6	0.8	0.9	.380	.670
2	G	Edris Hamilton	6-4	-	So.	Glasgow, Mo.	14.7	5.6	1.8	2.8	.540	.860
3	G	Trey Palmer	6-0	-	Sr.	Warsaw, Mo.	17.6	4.6	3.8	2.1	.410	.830
4	G	Quian Henderson	6-1	-	So.	Humble, Texas	18.3	3.9	1.6	2.1	.510	.750
34	F	Silas Massey	6-5	-	So.	Lebanon, Mo.	14.4	8.9	2.7	1.6	.380	.750

(*Based on previous game's starters)

SETTING THE SCENE

- **Drury men's basketball** returns to O'Reilly Family Event Center Wednesday (Dec. 17) to open its longest home stand of the season with a 6 p.m. non-conference contest against **Central Christian College of the Bible**.
- The Panthers game against Central Christian is the first of six straight home games spanning a 25-day stretch, Dec. 17-Jan. 10.
- Drury (4-5) has dropped five consecutive contests after starting the season 4-0, including road setbacks at SBU (Dec. 1), Truman State (Dec. 4) and Quincy (Dec. 6) in its first three GLVC contests of the season.
- Central Christian (4-7) enters the game looking to stop a five-game skid of its own following a Monday exhibition loss to fellow GLVC member Lincoln in Jefferson City.

GRAND LARCENY

- The Panthers have recorded a GLVC-best 95 steals as a team through the first nine contests of the season.
- Drury ranks 23rd nationally in steals per game (10.6) at the Division II level, paced by freshman **Keion Epps'** 2.3 average.
- Drury is on pace to post 296 steals during the regular season, which would rank as third-best single-season total on record for the Panthers.
- DU's current average of 10.6 steals per outing is its best since 2009-10, when the Panthers registered a 10.9 steal average that rates as the best on record in Drury history.
- The top single-season steal total on record for Drury came during its 2012-13 national title run, when the Panthers pilfered 355 steals in 35 contests for an average of 10.1 per game.

BY THE NUMBERS

99

AVERAGE POINTS PER GAME scored by Drury against non-NCAA schools this season...the Panthers put up 108 points -- their largest single-game scoring total since 2018 -- vs. Ecclesia on Nov. 19.

GLVC-LEADING ASSIST-PER-GAME AVERAGE

recorded by freshman **Keion Epps** through the first six games of his Drury career...Epps also ranks fifth in the league in steals (2.3 spg).

5.5

46

COMBINED DOUBLE-DIGIT SCORING GAMES by the duo of **Colin Hardrick** and **Zach Howell**...The tandem has topped the 20-point mark a combined 11 times in DU's 36 games since the start of 2024-25.

AVERAGE NUMBER OF OFFENSIVE REBOUNDS

per game for the Panthers...DU ranks second in the GLVC with its 13.3-offensive board average, led by freshman **KeShaun Thomas's** 2.2 off. rpg. average.

13

95

TOTAL STEALS RECORDED BY THE PANTHERS through the first nine games of the season...DU leads the GLVC and ranks 23rd nationally with its average of 10.6 steals per game.

CONSECUTIVE DOUBLE-FIGURE SCORING

performances for sophomore guard **Colin Hardrick**, dating back to Feb. 27, 2025...Hardrick has made 36 straight starts for the Panthers as well.

11



QUICK FACTS

THE BASICS

Location: Springfield, Missouri
Founded: 1873
Conference: Great Lakes Valley
Enrollment: 2,273
Colors: Scarlet and Gray
Nickname: Panthers
Mascot: Pouncer
University President: Dr. Jeff Frederick
Faculty Athletics Rep: Dr. Charles Taylor
Director of Athletics: Nyla Milleson
Athletic Department Phone: (417) 873-7265

FACILITY FACTS

O'Reilly Family Event Center
Capacity: 2,850
Record in Arena: 176-45 (.796)

CREDENTIALS

Outlets interested in obtaining credentials to cover Drury basketball home games must apply for credentials via DruryPanthers.com.

Applications for single-game credentials should be submitted at least five days in advance of the game(s) one plans to cover.

MEDIA AVAILABILITY

Drury basketball coaches and student-athletes are available for interviews postgame and throughout the week upon request. Please coordinate all media inquiries through the team's designated sports contact.


MEDIA RELATIONS STAFF



ERIC DOENNIG
 Associate A.D. for Media Relations
 C: 417.430.6680
 O: 417.873.7272
 E: edoennig@drury.edu
 Contact: MBB, VB, BASE, SWIM



HUDSON HARKNESS
 Assistant Director, Media Relations
 C: 231.720.5031
 O: 417.873.6382
 E: hharkness@drury.edu
 Contact: WBB, WSOC, SB, TEN, GOLF, STUNT



JOSH CLARK
 Graduate Assistant
 C: 402.871.1897
 O: 417.873.7349
 E: jjclark032@drury.edu
 Contact: MSOC, XC, TRI, TF, WREST



2025-26 DRURY PANTHERS

NO.	NAME	POS.	HT.	WT.	YR.	HOMETOWN / PREVIOUS SCHOOL(S)
0	Colin Hardrick	G	6-3	170	RSo.	Milwaukee, Wis. / Wauwatosa West / We Are United Prep
1	Zach Howell	G/F	6-5	210	RJr.	Springfield, Mo. / Catholic / Milwaukee
3	Keion Epps	G	6-0	175	Fr.	Springfield, Mo. / Central
4	Kevin Sargeant	F	6-5	200	Fr.	Missouri City, Texas / Thurgood Marshall
10	Brenley Hagewood	G	6-0	165	Fr.	Republic, Mo. / Republic
11	Wyatt Carr	G	6-5	170	Fr.	Lebanon, Mo. / Lebanon
13	Luke Stubbs	G	6-3	190	RJr.	Kansas City, Mo. / Liberty
20	Hogan Smith	F	6-5	175	RFr.	Springfield, Mo. / Kickapoo
23	Kanon Gipson	G	6-3	180	RJr.	Rogersville, Mo. / Logan-Rogersville / Missouri State
24	KeShaun Thomas	F	6-6	225	Fr.	Quincy, Ill. / Quincy
30	Brady Nicholson	G	6-3	170	RFr.	Ash Grove, Mo. / Ash Grove
34	Aladji Gassama	F	6-8	215	RSr.	Bamako, Mali / De Smet Jesuit / Pepperdine
35	Isaiah Otyaluk	F	6-7	175	RFr.	Cary, N.C. / Word of God Academy / Chattanooga
43	Gezim Bajrami	F/C	6-9	260	Jr.	Tampere, Finland / Omnia / Frank Phillips College

STAFF

Head Coach: Chris Foster
 Record at Drury: 52-66 (5th Season)
 Overall Record: 169-146 (12th Season)

Assistant Coach: Sam Briscoe

Assistant Coach: Brian Pearson

Student Assistants: Leo Gomes,
 Jamarion Bradford

PRONUNCIATION GUIDE

Colin Hardrick..... CALL-un HARD-rick
Kevin Sargeant..... SAR-gent
Brenley Hagewood..... HAYG-wood
Kanon Gipson..... CAN-un
KeShaun Thomas..... KEY-shawn
Aladji Gassama..... uh-LODGE-ee gah-SAW-mah
Isaiah Otyaluk..... oh-TEE-uh-luke
Gezim Bajrami..... Geh-zim bah-RAH-me

BREAKDOWN BY LOCATION

By Country..... United States (12), Finland (1), Mali (1)
By State..... Missouri (8), Illinois (1), North Carolina (1),
 Texas (1), Wisconsin (1)

BREAKDOWN BY CLASS

Seniors..... 1
Juniors..... 4
Sophomores..... 1
Freshman..... 8

BREAKDOWN BY POSITION

Center..... 1
Forward..... 5
Guard..... 8



THE MATCHUP

SERIES HISTORY

- Drury won the only previous meeting in the series with Central Christian College -- a 93-53 win in Springfield on Dec. 16, 2024.
- The Panthers are a combined 3-0 against the current membership of the Midwest Christian College Conference, including a 90-62 win over Ozark Christian on Nov. 22.

ABOUT CENTRAL CHRISTIAN

- Central Christian enters Wednesday's contest 4-7 overall on the season and 0-2 in Midwest Christian College Conference play.
- The Saints are led by 15th year head coach Jack Defreitas, who has racked up a total of 180 victories in two separate stints at the Moberly school.
- Wednesday's game will be the Saints' second consecutive contest against a GLVC opponent -- Lincoln topped Central Christian by a 114-42 score in Jefferson City on Monday.
- Central Christian enters the week averaging 80.3 points per outing, a figure that ranks 12th among all NCCAA D-II schools this season.
- The Saints are shooting .424 as a team, led by Edris Hamilton's .543 field goal percentage; Quian Henderson paces the club in scoring, ranking 12th nationally with his 18.3 ppg average.
- In the paint, Silas Massey pulls down an average of 8.9 rebounds per contest, while Hamilton's 2.3 blocks per outing ranks as the No. 3 average in the country.
- On the defensive end, the Saints are yielding an average of 84.5 points per game.

HEAD COACH JACK DEFREITAS

- Head coach Jack Defreitas enters Wednesday's contest with an overall record of 180-249 in 15 seasons at the helm.
- Defreitas ranks as the Saints' all-time wins leader in a career that began in 2007.
- In 18 combined seasons as a collegiate coach, Defreitas has been a part of 256 total victories, three conference titles and a national tournament appearance.

CENTRAL CHRISTIAN STATISTICAL LEADERS

SCORING	G	PTS.	PPG
Quian Henderson	10	183	18.3
Trey Palmer	11	194	17.6
Edris Hamilton	11	162	14.7

REBOUNDING	G	REB.	RPG
Silas Massey	11	98	8.9
Edris Hamilton	11	62	5.6

ASSISTS	G	AST.	APG
Trey Palmer	11	42	3.8
Silas Massey	11	30	2.7

STEALS	G	STL.	SPG
Edris Hamilton	11	31	2.8
Quian Henderson	10	21	2.1

BLOCKS	G	BLK.	BPG
Edris Hamilton	11	25	2.3
Trey Palmer	11	7	0.6

3-POINT FG	G	3FG-A	PCT.
Quian Henderson	10	23-55	.420
Edris Hamilton	11	12-36	.333
Silas Massey	11	5-17	.290

ABOUT DRURY

- DU is coming off back-to-back winning seasons for the first time since 2019-21 after going 14-13 a year ago and 15-13 in 2023-24.
- DU posted its first 4-0 start in six years, with wins over Ohio Dominican, Thomas More, Ecclesia and Ozark Christian.
- As a team, the Panthers are scoring at a 75.8 ppg clip, while allowing an average of 74.6 points per outing.
- Drury is paced by an offense that features three double-figure scorers, led by sophomore guard **Colin Hardrick** (15.6) and junior guard **Zach Howell** (14.7 ppg).
- Howell is DU's leading returning scorer, while Hardrick earned GLVC All-Freshman and All-Defensive team honors last winter after averaging 10.2 points, 6.7 boards and 2.0 steals per outing.
- Junior guard **Luke Stubbs** has returned from an injury that sidelined him for the majority of the 2024-25 season, making six starts and averaging 5.9 points per outing to date.
- Several talented newcomers have contributed significantly in their first three weeks as Panthers: freshman **KeShaun Thomas** (14.4 ppg) has been a dominant force in the paint, scoring in double-figures in seven of the Panthers' nine games, including a pair of double-doubles; fellow rookie **Keion Epps** is averaging 6.8 points as the Panthers' fourth-leading scorer, in addition to a GLVC-best 5.5 assist-per-game average.

HEAD COACH CHRIS FOSTER

- Now in his fifth season as head coach of the Panthers, **Chris Foster** brings a 52-66 record as DU's mentor.
- The Ironton, Mo., native has compiled a 169-146 overall record in his 12 seasons as a collegiate head coach -- all at the NCAA Division II level within the Great Lakes Valley Conference.
- Prior to accepting the Drury head position, Foster spent three seasons at McKendree, leading the Bearcats to a 34-40 mark.
- Foster, a UNI graduate, began his head coaching career with a successful four-year stint at Truman State, where he led the Bulldogs to 20-win seasons each year.

DRURY STATISTICAL LEADERS

SCORING	G-GS	PTS.	PPG
Colin Hardrick	9-9	140	15.6
Zach Howell	9-9	132	14.7
KeShaun Thomas	9-7	130	14.4

REBOUNDING	G-GS	REB.	RPG
Colin Hardrick	9-9	62	6.9
KeShaun Thomas	9-7	52	5.8

ASSISTS	G-GS	AST.	APG
Keion Epps	6-3	33	5.5
Colin Hardrick	9-9	24	2.3

STEALS	G-GS	STL.	SPG
Keion Epps	6-3	14	2.3
Zach Howell	9-9	17	1.9

BLOCKS	G-GS	BLK.	BPG
Aladji Gassama	9-5	11	1.2
Kevin Sargeant	5-0	5	1.0

3-POINT FG	G-GS	3FG-A	PCT.
Keion Epps	6-3	7-16	.438
Zach Howell	9-9	26-66	.394
Colin Hardrick	9-9	13-41	.317

DRURY HONORS

Colin Hardrick

- 2024-25 GLVC All-Freshman Team
- 2024-25 GLVC All-Defensive Team

Zach Howell

- 2024-25 CSC Academic All-District
- 2024-25 Academic All-GLVC

Hogan Smith

- 2024-25 Academic All-GLVC

Luke Stubbs

- 2024-25 Academic All-GLVC
- 2022-23 Academic All-GLVC

Ethan Whatley

- 2024-25 Academic All-GLVC
- 2023-24 Academic All-GLVC
- 2022-23 Academic All-GLVC

FOLLOW THE PANTHERS

- Fans may follow the Panthers through the **GLVC Sports Network** (subscription required), where contests will be streamed live throughout the regular season.
- New for the 2025-26 academic year, viewing access to live broadcasts from GLVC regular-season and postseason contests will be available via monthly subscription (\$30) or annual subscription (\$140). Single-event access can also be purchased for \$15.
- Fans can also stay connected with the Panthers through the **Drury Basketball Coaches Radio Shows**. The DU weekly radio shows will air Tuesday nights at 6 p.m., beginning Nov. 4 and continuing throughout the season from The Pitch Pizza & Pub in Springfield and streaming live on **DU All-Access**.

LISTEN ONLINE THROUGH DU ALL-ACCESS

- All Drury men's and women's basketball games in 2025-26 will be broadcast online through the **DU All-Access** button via DruryPanthers.com (or by scanning the QR code).
- Fans may access the audio streams by visiting the schedule pages for the Panthers and selecting the "Listen" link, or via the DU All Access button located on the home page.



DRURY BASKETBALL LUNCHEONS

- Drury will also host seven **Basketball Luncheons** inside Plaster Gallery/The Lair, located in the O'Reilly Family Event Center.
- The luncheons will feature both DU head coaches, as well as select members of the Panthers and Lady Panthers squads.
- The cost of each 11:30 a.m., luncheon is \$13, with the first gathering slated for Monday, Nov. 10, and additional luncheons scheduled subsequently on Nov. 24, Dec. 8, Jan. 12, Jan. 26, Feb. 9 and Feb. 23.



NOTEWORTHY

PANTHERS IN THE RANKINGS

- The Panthers rank among the GLVC's top clubs in a number of categories, including a league best total of 95 steals (10.6 spg).
- Drury also rates among the conference's best in offensive rebounding (13.3), blocked shots (3.4) and turnovers forced (16.7), ranking second in each category.
- Individually, **Keion Epps**' 5.5 assists per game is the top average in the GLVC, while his team-leading average of 2.3 steals ranks fifth in the league.
- Zach Howell** ranks second in the GLVC (and 54th nationally) in three-point field goals made (26), while his 1.9 steals per contest average ranks eighth in the conference.
- Howell also ranks fourth in the GLVC in three-point percentage (.394).
- Colin Hardrick** ranks eighth in the GLVC in total rebounds (62) and field goals made (51), while logging the third-highest minutes-per-game average in the circuit (34:05).
- Aladji Gassama** ranks third in the conference in total blocks (11) and blocks per game (1.2).

ROOKIE NO MORE

- Drury sophomore guard **Colin Hardrick** will look to make an even bigger splash in his second year on the court for the Panthers, despite a standout rookie campaign that netted the Milwaukee native GLVC All-Freshman and All-Defensive Team honors.
- Hardrick led the GLVC in steals (2.0 spg), while pacing the Panthers in rebounding (6.7 rpg) and assists (2.7 apg), in addition to scoring at a 10.2 ppg clip.
- The Milwaukee native has picked up right where he left off, bringing a team-leading 15.6 ppg scoring average and 6.9 rpg average into Wednesday's game.
- Hardrick ranks eighth in the GLVC in field goals (51) and total rebounds (62), while his scoring average is 14th overall.

A FINE HOW-ELL DO YOU DO

- The other multi-faceted half of Drury's potent 1-2 punch, junior guard/forward **Zach Howell**, also turned in a memorable debut season in Scarlet and Gray last winter.
- Like Hardrick, Howell hit the ground running in the first three weeks of the new season, bringing an average of 14.7 points per outing into Wednesday's game.
- Howell tallied a season-best 21-point performance vs. Ecclesia (Nov. 19), then added a game-high 19 points in DU's win over Ozark Christian (Nov. 22), going 5-of-9 from three-point range.
- So far in 2025-26, Howell ranks among the GLVC leaders in scoring, assists (2.3), steals (1.9), assist-turnover ratio (1.5), three-point field goals made (26) and three-point shooting percentage (.394).
- Last season the Springfield native averaged 13.2 points and 4.6 rebounds per outing following his return home after competing for two seasons at Division-I Milwaukee.
- Howell was not only the Panthers' top long-distance threat with his team-best 72 3-point field goal makes, but also DU's No. 2 rebounder to go along with the team's fourth-best steal (23) total.

DRURY BY THE NUMBERS

- Drury has feasted on non-NCAA-II competition this season, bringing an average of 99.0 points per outing in its two games against Ecclesia and Ozark Christian into Wednesday's action.
- The Panthers have shot .510 as a club while posting a +15 rebound margin against its two non-NCAA foes.
- DU has also averaged 13.0 steals and 18.5 assists per game in

those two contests.

- Individually, **Zach Howell** has averaged 20.0 points while shooting .563 (9-of-16) from three-point range, and **Colin Hardrick** (15.0) and **KeShaun Thomas** have chipped in with big efforts as well.
- Drury is also 2-2 at home this season, averaging 87.0 points per contest and shooting .471 at O'Reilly Family Event Center.

NEW PANTHERS PROVIDE A LIFT

- Drury's talented eight-man 2025 recruiting class has made an immediate impact for the Panthers over the first seven games.
- Freshman **KeShaun Thomas** has asserted himself in the Panthers' lineup, starting his DU career with seven double-digit point totals in nine games; he logged back-to-back double-doubles vs. Ozark Christian (Nov. 22) and Concordia-St. Paul (Nov. 25).
- Like Thomas, freshman guard **Keion Epps** has shown off his diverse skill set early in his DU career and brings the top season assist average (5.5) in the GLVC into Wednesday's game.
- Additionally, the freshman duo of **Isaiah Otyaluk** and **Kevin Sargeant** have each turned in memorable contributions over the first four weeks of their Drury careers; Otyaluk scored 19 points on 7-of-10 shooting vs. Ecclesia (Nov. 19), while Sargeant is averaging 5.0 rebounds, 1.5 steals and 1.0 blocks to date.

OFF AND RUNNING

- Drury posted its first 4-0 start since 2019-20, thanks in large part to a balanced and consistent offensive attack that averaged 84.8 points per game over the same stretch.
- DU picked up wins in its first two games at the GLVC/G-MAC Conference Challenge (Nov. 14-15), marking the third time in four years under head coach **Chris Foster** the Panthers have accomplished the feat.
- The Panthers have enjoyed balanced contributions from up and down its roster, highlighted by a combined total of 27 different double-digit scoring performances through nine games.

GLVC GAINS

- Drury has produced positive gains in the Great Lakes Valley Conference regular season over the past two seasons, including a nine-win league season a year ago that gave the Panthers their top GLVC total in four years.
- The Panthers have increased their conference win total in each of the last two seasons, improving from a 5-15 slate and a 12th place finish in 2022-23 to a 10th-place showing and an 8-12 record in 2023-24 to last year's 9-11 mark and ninth-place effort.
- Overall, the Panthers won a total of 29 games with their back-to-back winning seasons, marking their best two-year stretch since 2019-20 and 2020-21 (31-19).

DRURY TABBED FIFTH IN GLVC PRESEASON POLL

- Drury was tabbed fifth in the GLVC 2025-26 Men's Basketball Preseason Coaches' Poll.
- Sophomore guard **Colin Hardrick** is Drury's lone returning All-GLVC performer after the Milwaukee native averaged 10.2 points, 6.7 rebounds and a league-best 2.0 steals per outing in 2024-25 to earn All-Freshman and All-Defensive Team honors.
- The Panthers went 9-11 to tie for ninth in the GLVC regular-season standings last season.
- Drury received 121 points in the poll, finishing behind preseason favorite Missouri S&T (196), Lincoln (174), UMSL (161) and Rockhurst (141).

GAME-BY-GAME STARTERS

OPP.	G	G	G	G/F	F
ODU	Hardrick	Howell	Nichols	Stubbs	Gassama
TMU	Hardrick	Howell	Nichols	Thomas	Gassama
EC	Hardrick	Howell	Nichols	Thomas	Gassama
OCC	Hardrick	Howell	Nichols	Thomas	Gassama
CSP	Hardrick	Howell	Nichols	Stubbs	Thomas
UCM	Hardrick	Howell	Nichols	Stubbs	Thomas
SBU	Hardrick	Howell	Epps	Stubbs	Gassama
TSU	Hardrick	Howell	Epps	Stubbs	Thomas
QU	Hardrick	Howell	Epps	Stubbs	Thomas
CCC					
UAFS					
RU					
WJC					
MoS&T					
Lincoln					
MU					
McK					
UIS					
UIndy					
Lewis					
UIU					
QU					
TSU					
WJC					
RU					
SBU					
UMSL					
MoS&T					

GAMES STARTED AT DRURY

	STREAK	25-26	CAREER	GLVC
Colin Hardrick	36	9	36	23
Zach Howell	9	9	35	22
Avante Nichols	--	6	6	--
Keion Epps	3	3	3	3
Kevin Sargeant	--	--	--	--
Brenley Hagewood	--	--	--	--
Wyatt Carr	--	--	--	--
Luke Stubbs	5	6	7	4
Ethan Whatley	--	--	--	--
Hogan Smith	--	--	--	--
Kanon Gipson	--	--	2	2
KeShaun Thomas	2	7	7	2
Brady Nicholson	--	--	--	--
Sekou Gassama	--	5	5	1
Isaiah Otyaluk	--	--	--	--
Gezim Bajrami	--	--	--	--

GLVC
CREATE YOUR
LEGACY



HEAD COACH



CHRIS FOSTER

5th Season at Drury

CAREER SUMMARY

Overall Record: 169-146 (12th)
 Drury Record: 52-66 (5th)
 Conference Games (regular season): 102-106
 Non-Conference Games (regular season): 61-33
 Conference Tournament: 6-6
 NCAA Tournament: 0-2

CAREER HEAD COACHING RECORD

Year	School	Overall	Conference
2014-15	Truman State	20-10	11-7
2015-16	Truman State	21-9	12-6
2016-17	Truman State	22-10	12-6
2017-18	Truman State	20-11	13-5
2018-19	McKendree	9-18	5-13
2019-20	McKendree	15-13	10-10
2020-21	McKendree	10-9	10-8
2021-22	Drury	10-16	7-10
2022-23	Drury	9-19	5-15
2023-24	Drury	15-13	8-12
2024-25	Drury	14-13	9-11
2025-26	Drury	4-5	0-3
Totals	12 seasons	169-146	102-106
Drury	5 seasons	52-66	29-51
McKendree	3 seasons	34-40	25-31
Truman St.	4 seasons	83-40	48-24

FOSTER vs. GLVC

TEAM	ALL	DU	McK	TSU
Drury	4-5	--	1-3	4-2
Ill. Springfield	9-7	2-5	3-2	4-0
Indianapolis	4-10	1-4	2-3	1-3
Lewis	6-10	2-3	2-3	2-4
Lincoln	0-1	0-1	0-0	0-0
Maryville	11-4	4-2	2-2	5-0
McKendree	7-2	3-2	--	4-0
Missouri S&T	9-8	3-5	2-2	4-1
UMSL	7-10	2-4	2-3	3-3
Quincy	9-9	1-6	2-1	6-2
Rockhurst	11-7	3-4	2-2	6-1
SBU	4-5	3-4	1-1	0-0
Truman St.	1-7	1-5	0-2	--
Upper Iowa	1-2	1-2	0-0	0-0
William Jewell	11-4	2-4	2-0	7-0
*Former members	13-22	1-0	4-8	8-14
TOTAL	107-113	29-51	25-32	54-30

*includes W-L totals vs. former GLVC members Lindenwood, Southern Indiana, Bellarmine, Saint Joseph's and Wisconsin-Parkside.

Chris Foster begins his fifth season at the helm of the Drury men's program and his 12th year overall as a collegiate head coach in 2025-26. Foster's rebuilding efforts at Drury have taken root over the past two seasons, as the Panthers posted their second consecutive winning season in 2024-25.

DU's growth over the past two winters has been evident on the court, as four different Panthers have earned All-Great Lakes Valley Conference honors, including sophomore guard **Colin Hardrick**. One of the conference's top all-around talents, Hardrick led the GLVC in steals while averaging 10.2 points and ranking among the league's top 10 players in rebounding to earn All-Freshman and All-Defensive Team honors.

The Panthers' 14-win season last year followed a breakthrough 2023-24 campaign that saw Drury post a 15-13 record, marking a six-game improvement from the previous year. The Panthers featured All-Great Lakes Valley Conference selection Logan Applegate, while Brock Wakefield was named to the All-Defensive team, and Juok Riak was selected for the All-Freshman squad.

Foster was named Drury's head coach on March 23, 2021, and arrived from McKendree, where he led the fellow GLVC program for three years. In 2020-21, he guided the Bearcats to their best finish ever in the GLVC as McKendree went 10-8 in the conference and ended the year in fourth place overall. The previous season, Foster put together the program's first-ever above .500 season at the NCAA-II level as the Bearcats went 15-13 and 10-10 in the conference.

Before his stint at McKendree, he was the head coach at Truman State, also a GLVC member, where he not only turned the Bulldogs around, but also laid the foundation for a program that has been one the best in Division II, as Truman advanced to the Elite Eight and was ranked as high as No. 2 in the nation in 2021.

Foster spent four seasons as Truman State's head coach putting together a record of 83-40. His team reached the NCAA-II tournament in 2017 and 2018, and their 2017 trip was their first national tourney berth in 11 years. While at Truman State, Foster recruited and signed four-time All-GLVC selection Brodrick Thomas, who reached the NBA with the Boston Celtics, Cleveland Cavaliers, and Houston Rockets.

Foster is the 20th head coach in Drury's 118-year history as a men's basketball program, and he is only the eighth man to fill the role since 1965.

Prior to becoming head coach at Truman State, Foster was the associate head coach and recruiting coordinator for the Bulldogs.

Originally from Ironton, Mo., Foster played college basketball for Northern Iowa, was an All-Freshman selection in the Missouri Valley Conference, and scored more than 1,000 points in his collegiate career. He was a part of NCAA tournament teams in 2004 and 2005, and currently ranks 44th on Northern Iowa's all-time scoring list.

Foster stayed at UNI to serve as a graduate assistant, then transitioned to director of basketball operations for the Panthers. After coaching at the high school level, he returned to his alma mater to rejoin the coaching staff as video coordinator in 2011.

Foster is 169-146 in 12 seasons as a collegiate head coach. His 2018 Truman State squad was the GLVC's co-West Division champion, and three of his teams have won the conference's Sportsmanship Award.

He and his wife, Kylie, have three children – son Jase, and daughters Avery and Riley.



NEW LOOK STAFF FOR 2025-26

- Drury's bench will have a bit of a different look this winter with the addition of two new assistant coaches for the upcoming season.
- Foster turned to a familiar face to fill one of those spots, hiring former DU assistant **Sam Briscoe** in May.
- Briscoe returns to the program after serving as an assistant under Foster in 2021-22 and two years as a graduate assistant for Steve Hesser from 2019-21.
- Briscoe will replace assistant Marc Sonnen, who resigned for an assistant coaching position at his alma mater, UNI.
- For the last three years, Briscoe has been a head coach at the high school level in the St. Louis area and, for the last two seasons, led the prestigious Christian Brothers College (CBC) program.
- The Panthers also welcomed former Iowa State staffer **Brian Pearson** to Springfield over the summer to fill the final assistant post on his bench.
- Pearson arrives at Drury after spending the past four seasons with the Iowa State men's program, where he contributed to four NCAA Tournament appearances and two trips to the Sweet 16 under head coach T.J. Otzelberger.
- During his tenure in Ames, the Cyclones amassed 95 wins, and Pearson played a role in the development of eight All-Big 12 selections.

O'REILLY FAMILY EVENT CENTER



CAPACITY: **2,850** | OVERALL RECORD IN 16 SEASONS AT O'REILLY FAMILY EVENT CENTER: **176-45**

AT HOME IN THE O'

The **O'Reilly Family Event Center** is home to the Drury University Athletics offices and serves as the home venue for men's and women's basketball and volleyball.

The arena, built in 2010 for \$13.5 million, was rated as the top NCAA Division II facility in the continental United States and the second-best building in the division by HERO Sports.

The O' features six luxury suites, the Plaster Gallery banquet room, and a seating capacity of 2,850 for basketball games. It can hold 3,160 for a seated floor concert and up to 3,592 for a general admission standing concert. Acts that have performed in The O' include Jax, Willie Nelson and Merle Haggard, Incubus, Dierks Bentley, Florida Georgia Line, Rob Zombie, Korn, Trevor Noah, Avett Brothers, The Pointer Sisters, Jack's Mannequin, Chicago, Kelly Clarkson, Bryan Adams, Sheryl Crow, Lynyrd Skynyrd, REO/Slyx/Ted Nugent, and many more.

Fans have been greeted with a rich tradition of success inside The O'. The arena has hosted six NCAA-II Midwest Regional Tournaments, five of which resulted in regional championships. Drury basketball programs have combined for 21 National Tournament appearances, 11 Conference Championships, and a pair of dominant home records — 176-45 for the Panthers and an incredible 194-22 for the Lady Panthers. The O' has been the site of some of Drury's most historic moments, including the men's 2013 NCAA-II National Championship and the Lady Panthers' undefeated 32-0 season in 2020.

GLVC ATTENDANCE

ARENA	SCHOOL	CAPACITY	2024-25 AVG (GLVC/D-II RANK)
Mabee Center	William Jewell	2,400	1,173 (1/12)
O'Reilly Family Event Center	Drury	2,850	1,068 (2/21)
Jason Gymnasium	Lincoln	1,900	594 (3/77)
Pepsi Arena	Quincy	2,000	559 (4/83)
Neil Carey Arena	Lewis	1,100	510 (5/96)
Dorman Memorial Gymnasium	Upper Iowa	1,338	436 (6/110)
John Q. Hammons Court	Southwest Baptist	2,925	412 (7/118)
Gibson Arena	Missouri S&T	4,000	397 (8/124)
Melvin Price Convocation Center	McKendree	1,600	394 (9/126)
Mason-Halpin Field House	Rockhurst	3,100	360 (10/148)
Nicoson Hall	Indianapolis	4,000	329 (11/160)
The Recreation and Athletic Center (TRAC)	Illinois Springfield	3,000	279 (12/185)
Pershing Arena	Truman State	2,300	218 (13/219)
Moloney Center	Maryville	2,000	218 (14/220)
Mark Twain Building	UMSL	3,700	185 (15/244)

PANTHERS IN THE O'

SEASON	RECORD	AVERAGE
2010-11	14-1 (.933)	1,528
2011-12	12-3 (.800)	1,714
2012-13	15-1 (.938)	1,886
2013-14	16-0 (1.000)	1,918
2014-15	11-3 (.786)	1,974
2015-16	11-3 (.786)	1,395
2016-17	14-2 (.875)	1,460
2017-18	12-2 (.857)	1,448
2018-19	13-2 (.867)	1,454
2019-20	13-1 (.929)	1,701
2020-21	6-3 (.667)	40
2021-22	8-5 (.615)	1,378
2022-23	8-8 (.500)	1,089
2023-24	11-4 (.733)	1,140
2024-25	10-5 (.667)	1,068
2025-26	2-2 (.500)	970
Total	176-45 (.796)	--

DRURY'S RETIRED NUMBERS

NAME	NO.	YEARS
Charlie Crosby	44	1952-56
Jerry Alexander	15	1975-79
Lonnie Holmes	40	1991-95
Matt Miller	22	1998-02
Alex Hall	33	2009-13
Brandon Lockhart	21	2009-13

44	15	40
CROSBY	ALEXANDER	HOLMES

22	33	21
MILLER	HALL	LOCKHART

O'REILLY FAMILY
EVENT CENTER





SUPERLATIVES

DRURY'S RECORD WHEN...

At home	2-2
On the road	0-3
At neutral sites	2-0
In overtime	0-0

Facing teams over .500	1-2
Facing teams under .500	2-2
Facing teams at .500	1-1

Facing top-5 opponents	0-0
Facing top-10 opponents	0-0
Facing top-15 opponents	0-0
Facing top-20 opponents	0-0
Facing top-25 opponents	0-0
Facing RV opponents	0-1
Ranked in top 5	0-0
Ranked in top 10	0-0
Ranked in top 15	0-0
Ranked in top 20	0-0
Ranked in top 25	0-0
Receiving votes	0-3
Both teams ranked	0-0
Both teams unranked	4-5

Leading at halftime	3-0
Trailing at halftime	1-5
Tied at halftime	0-0
Leading by double digits at halftime	2-0
Trailing by double digits at halftime	1-1

Leading with 10:00 left in regulation	3-0
Trailing with 10:00 left in regulation	1-5
Tied with 10:00 in regulation	0-0
Leading with 5:00 left in regulation	3-0
Trailing with 5:00 left in regulation	1-5
Tied with 5:00 left in regulation	0-0
Leading with 2:00 left in regulation	4-0
Trailing with 2:00 left in regulation	0-5
Tied with 2:00 left in regulation	0-0

Recording more rebounds	4-2
Opponent records more rebounds	0-3
Rebound total is the same	0-0
Recording 35 or more rebounds	4-1
Recording fewer than 35 rebounds	0-4
Recording more offensive rebounds	2-3
Opponent records more offensive rebounds	0-2
Offensive rebound total is the same	2-0
Recording 10 or more offensive rebounds	4-4
Recording fewer than 10 offensive rebounds	0-1

Record more assists	2-1
Opponent records more assists	1-4
Assist total is the same	1-0
Recording 15 or more assists	2-2
Recording fewer than 15 assists	2-3

Committing fewer turnovers	3-2
Opponent commits fewer turnovers	1-2
Turnover total is the same	0-1
Committing fewer than 12 turnovers	1-0
Committing 12 or more turnovers	3-5

Recording more steals	3-2
Opponent records more steals	1-1
Steal total is the same	0-2
Recording 8 or more steals	3-5
Recording fewer than 8 steals	1-0

Recording more blocks	3-1
Opponent records more blocks	0-3
Block total is the same	1-1
Recording 5 or more blocks	2-0
Recording fewer than 5 blocks	2-5

Recording more personal fouls	3-4
Recording fewer personal fouls	1-1
Personal foul total is the same	0-0

Shooting better than opponent from the field	4-0
Opponent shoots better from the field	0-5
Shooting 50 percent or better from the field	1-0
Shooting 40-49.9 percent from the field	3-3

Shooting 30-39.9 percent from the field	0-2
Shooting under 30 percent from the field	0-0
Opponent shoots 50 percent or better from the field	0-3
Opponent shoots 40-49.9 percent from the field	2-2
Opponent shoots 30-39.9 percent from the field	2-0
Opponent shoots under 30 percent from the field	0-0

Making more 3-pointers	3-1
Opponent makes more 3-pointers	1-3
Made 3-pointer total is the same	0-1
Shooting 35 percent or better on 3-pointers	2-2
Shooting under 35 percent on 3-pointers	2-3

Making more free throws	2-1
Opponent makes more free throws	1-4
Made free-throw total is the same	1-0
Recording more free-throw attempts	2-2
Opponent has more free-throw attempts	2-3
Attempted free-throw total is the same	0-0
Shooting 70 percent or better at the line	1-2
Shooting under 70 percent at the line	3-3

Scoring more points off turnovers	3-1
Opponent scores more points off turnovers	1-4
Points off turnovers total is the same	0-0
Scoring more paint points	4-0
Opponent scores more paint points	0-4
Paint point total is the same	0-1
Scoring more second-chance points	4-3
Opponent scores more second-chance points	0-2
Second-chance point total is the same	0-0
Scoring more fast-break points	4-1
Opponent scores more fast-break points	0-3
Fast-break point total is the same	0-1
Scoring more bench points	2-3
Opponent scores more bench points	2-2
Bench point total is the same	0-0

Six players score in double figures	0-0
Five players score in double figures	1-0
Four players score in double figures	1-0
Three players score in double figures	2-3
Two players score in double figures	0-1
One player score in double figures	0-1
Zero players score in double figures	0-0

Scoring under 50 points	0-0
Scoring between 50-59 points	0-2
Scoring between 60-69 points	0-1
Scoring between 70-79 points	2-1
Scoring between 80-89 points	0-1
Scoring between 90-99 points	1-0
Scoring 100 or more points	1-0

Opponent scores under 50 points	0-0
Opponent scores between 50-59 points	1-0
Opponent scores between 60-69 points	3-0
Opponent scores between 70-79 points	0-2
Opponent scores between 80-89 points	0-2
Opponent scores between 90-99 points	0-1
Opponent scores 100 or more points	0-0

Being the first team to score 10 points	3-1
Being the first team to score 20 points	2-2
Being the first team to score 30 points	3-1
Being the first team to score 40 points	3-0
Being the first team to score 50 points	3-1
Being the first team to score 60 points	3-1
Being the first team to score 70 points	4-0
Being the first team to score 80 points	2-0
Being the first team to score 90 points	2-0
Being the first team to score 100 points	1-0

Tipping off in morning (before noon local)	0-0
Tipping off in afternoon (12-4:59 p.m. local)	1-1
Tipping off in evening (5 p.m. or later local)	3-4
Playing in November	4-2
Playing in December	0-3
Playing in January	0-0
Playing in February	0-0
Playing in March	0-0

Playing on weekdays	1-4
Playing on weekends	3-1
Playing on Monday	0-0

Playing on Tuesday	0-1
Playing on Wednesday	1-1
Playing on Thursday	0-1
Playing on Friday	1-0
Playing on Saturday	2-1
Playing on Sunday	0-0

Wearing white uniforms	3-1
Wearing scarlet uniforms	1-4
Wearing gray uniforms	0-0

LARGEST/SMALLEST POINT TOTALS

Most First-Half Points

Drury: 58 vs. Ecclesia (Nov. 19)
Opponent: 44, Concordia-St. Paul (Nov. 25)
Drury Player: 17, Zach Howell vs. Thomas More (Nov. 15)
Opp. Player: 13, Barron Silsby, SBU (Dec. 1)

Fewest First-Half Points

Drury: 16 at Quincy (Dec. 6)
Opponent: 23, Ozark Christian (Nov. 22)

Most Second-Half Points

Drury: 50 vs. Ecclesia (Nov. 19)
Opponent: 57, Central Missouri (Nov. 26)
Drury Player: 18, KeShaun Thomas at Truman State (Dec. 4)
Opp. Player: 21, Jevon Hill, Central Missouri (Nov. 26)

Fewest Second-Half Points

Drury: 30 at SBU (Dec. 1)
Opponent: 27, Ohio Dominican (Nov. 14)

Largest Halftime Lead

Drury: 29 (52-23) vs. Ozark Christian (Nov. 22)
Opponent: 12 (28-16), Quincy (Dec. 6)

Largest Halftime Deficit Overcome in a Victory

Drury: 10 (28-38) vs. Ohio Dominican (Nov. 14)
Opponent: NA

Largest Comeback in a Victory

Drury: 18 (5-23) vs. Ohio Dominican (Nov. 14)
Opponent: 8, two times, last Central Missouri (Nov. 26)

Largest Margin of Victory

Drury: 40 (108-68) vs. Ecclesia (Nov. 19)
Opponent: 22 (89-67), Central Missouri (Nov. 26)

MARGIN OF VICTORY/DEFEAT

	1	2	3	4	5	6	7	8	9
Wins	-	-	-	-	1	-	-	-	-
Losses	-	-	-	-	-	-	1	-	-
	10	11-15	16-19	20-24	25-29	30-34	35+		
Wins	-	1	-	-	1	-	-	1	
Losses	-	1	2	1	-	-	-	-	



AROUND THE GLVC

2025-26 GLVC STANDINGS

SCHOOL	GLVC	PCT.	HOME	AWAY	OVERALL	PCT.	HOME	AWAY	NEUTRAL	STREAK
Illinois Springfield	4-0	1.000	3-0	1-0	7-2	.778	5-1	1-1	1-0	W4
Upper Iowa	3-0	1.000	2-0	1-0	8-1	.889	4-0	4-1	0-0	W6
Indianapolis	3-0	1.000	2-0	1-0	5-3	.625	4-2	1-1	0-0	W4
Missouri S&T	2-1	.667	0-0	2-1	7-1	.875	3-0	4-1	0-0	W2
McKendree	2-1	.667	1-0	1-1	6-2	.750	2-0	2-1	2-1	W1
Rockhurst	2-1	.667	1-0	1-1	6-3	.667	2-1	2-2	2-0	L1
Missouri-St. Louis	2-2	.500	0-1	2-1	7-4	.636	3-1	2-2	2-1	W2
Southwest Baptist	2-2	.500	1-0	1-2	5-4	.556	3-0	1-3	1-1	W1
Quincy	1-2	.333	1-2	0-0	4-5	.444	3-3	1-2	0-0	L1
Truman	1-2	.333	1-1	0-1	3-6	.333	2-2	0-3	1-1	L3
William Jewell	1-2	.333	1-1	0-1	3-6	.333	2-4	1-2	0-0	L2
Lewis	1-2	.333	1-2	0-0	2-6	.250	1-3	1-2	0-1	W2
Lincoln	1-3	.250	1-1	0-2	6-4	.600	4-1	0-2	2-1	W2
Drury	0-3	.000	0-0	0-3	4-5	.444	2-2	0-3	2-0	L5
Maryville	0-4	.000	0-2	0-2	1-8	.111	1-2	0-3	0-3	L4

THIS WEEK IN THE GLVC

Monday, Dec. 15

Lincoln 114, Central Christian 42

Tuesday, Dec. 16

Harris-Stowe at Maryville

William Woods at Rockhurst

McKendree at Roosevelt

UMSL at Texas A&M-Kingsville

Hillsdale at Quincy

Ottawa at William Jewell

Indianapolis at UW-Parkside

Southwest Baptist at Newman

Ferris State at Lewis

Wednesday, Dec. 17

Illinois Springfield at Kentucky Wesleyan

Truman at Hillsdale

Roosevelt at Quincy

UMSL at DBU

Central Christian at Drury

Arkansas Baptist at Lincoln

Top Scorers

Jaylen Wesley RU 22.0

Jordan Rice UIS 21.7

Solomon Oraegbu LIN 20.9

Kyle Hrcir UIU 19.6

Drenin Dinkins RU 18.6

Top Rebounders

Kyle Hrcir UIU 9.1

Kobe Clark MU 9.0

Emmanuel Byrd TSU 8.4

Alex Stell UIS 8.1

Max Ekono LIN 7.9

Top Assisters

Keion Epps DU 5.5

Jordan Rice UIS 5.0

Miles Boland UMSL 4.5

Isaac Patterson WJC 3.8

Kyle Hrcir UIU 3.6

GLVC Player of the Week

Week 1 Jaylen Wesley Rockhurst

Week 2 Kyle Hrcir Upper Iowa

Week 3 Jaylen Wesley Rockhurst

Week 4 Kyle Hrcir Upper Iowa

Week 5 Solomon Oraegbu Lincoln

Week 6 -- --

Week 7 -- --

Week 8 -- --

Week 9 -- --

Week 10 -- --

Week 11 -- --

Week 12 -- --

Week 13 -- --

Week 14 -- --

Week 15 -- --

Week 16 -- --

GLVC





SEASON RESULTS

Record:	Overall	Home	Away	Neutral
All Games	4-5	2-2	0-3	2-0
Conference	0-3	0-0	0-3	0-0
Non-Conference	4-2	2-2	0-0	2-0

OPPONENT	DATE	Score	W-L	Attend.	High Points	High Rebounds	High Assists	High Steals	High Blocks
vs. Ohio Dominican	11/14	70-65	1-0	85	Hardrick (21)	Hardrick-Thomas (7)	Epps (5)	Howell (4)	Howell-Nichols (2)
vs. Thomas More	11/15	71-59	2-0	120	Thomas (19)	Hardrick (15)	Howell (5)	Howell (3)	Three with (1)
Ecclesia	11/19	108-68	3-0	921	Howell (21)	Nichols (8)	Howell (6)	Nichols (3)	Gassama (4)
Ozark Christian	11/22	90-62	4-0	1,022	Howell (19)	Thomas (10)	Hardrick (4)	Thomas (3)	Sargeant (2)
Concordia-St. Paul	11/25	83-94	4-1	925	Thomas (27)	Thomas (10)	Epps (7)	Nichols (5)	Gassama-Stubbs (1)
Central Missouri	11/26	67-89	4-2	1,013	Epps (17)	Hardrick (6)	Epps (6)	Three with (2)	Hardrick-Thomas (1)
at Southwest Baptist*	12/1	59-76	4-3, 0-1	943	Howell (16)	Gassama (7)	Epps-Hardrick (4)	Epps (5)	Gassama (1)
at Truman State*	12/4	79-86	4-4, 0-2	160	Thomas (24)	Hardrick (9)	Epps (9)	Thomas (4)	Four with (1)
at Quincy*	12/6	55-72	4-5, 0-3	542	Hardrick (13)	Thomas (6)	Hardrick (4)	Epps (4)	Gassama (2)
Central Christian	12/17								
Arkansas-Fort Smith	12/21								
Rockhurst*	1/2								
William Jewell*	1/4								
Missouri S&T*	1/8								
Lincoln*	1/10								
at Maryville*	1/15								
at McKendree*	1/17								
Illinois Springfield*	1/22								
Indianapolis*	1/24								
at Lewis*	1/29								
at Upper Iowa*	1/31								
Quincy*	2/5								
Truman State*	2/7								
at William Jewell*	2/12								
at Rockhurst*	2/14								
Southwest Baptist*	2/19								
UMSL*	2/26								
at Missouri S&T*	2/28								

*GLVC game



BOX SCORES

1

Drury 70, Ohio Dominican 65

Friday, Nov. 14, 2025

Hay Field House - Elsah, Ill.

Ohio Dominican - 65

Record: 0-1

NO.	Name	Min	FG M-A	3P M-A	FT M-A	Rebounds OR DR TOT	Fouls PF FD	TP	AS	TO	ST	Blocks BS BA	+/-
15	Rashid Nikiema	F 14:55	0-5	0-3	0-0	1 0 1	1 1	0	0	1	0	2 1	-6
25	Zac Kimball	F 27:43	2-5	2-4	0-0	1 5 6	1 1	6	4	1	1	0 0	-7
31	Caleb Conard	C 30:18	0-7	0-1	3-6	2 2 4	4 7	3	5	2	4	0 1	-13
3	Terrance Broughton	G 34:33	6-16	3-8	0-0	1 1 2	1 0	15	6	2	3	0 3	-7
23	Derek Goodman	G 19:36	3-6	1-3	0-0	0 1 1	2 1	7	1	3	0	0	-9
11	Brady Moore	31:23	8-14	0-3	2-2	1 2 3	3 1	18	0	1	0	0 1	2
12	Logan Ryan	14:26	2-3	1-2	1-2	0 2 2	3 1	6	0	2	1	0 0	10
4	Carson Seemann	21:41	2-3	0-0	2-2	1 6 7	4 1	6	3	1	1	0 0	3
2	Kenny Scott	05:27	1-1	0-0	2-2	0 0 0	1 1	4	0	2	1	0 0	2
Team						3 5 8	0	0	0	0	0	0	
Totals			24-60	7-24	10-14	10 24 34	20 14	65	19	15	11	2 6	-5

Major Fouls: NONE

Shooting By Period		
1 st FG%	14-35	40.0%
3PT%	6-15	40.0%
FT%	4-5	80%
2 nd FG%	10-25	40.0%
3PT%	1-9	11.1%
FT%	6-9	66.7%
GM FG%	24-60	40.0%
FT%	7-24	29.2%
FT%	10-14	71.4%

Dead Ball Rebounds: 2, 0

Drury - 70

Record: 1-0

NO.	Name	Min	FG M-A	3P M-A	FT M-A	Rebounds OR DR TOT	Fouls PF FD	TP	AS	TO	ST	Blocks BS BA	+/-
1	Zach Howell	F 37:10	3-9	0-3	3-5	1 4 5	2 2	9	2	2	4	2 1	12
34	Sekou Gassama	F 11:52	0-1	0-0	0-0	1 0 1	3 0	0	0	1	0	1 0	1
0	Colin Hardrick	G 38:50	5-13	1-5	10-13	2 5 7	0 9	21	2	3	1	0 0	5
2	Avante Nichols	G 24:30	5-7	0-1	0-0	1 3 4	1 1	10	1	2	1	2 0	9
3	Luke Stubbs	G 28:28	3-5	1-2	0-0	1 1 2	2 3	7	0	4	1	0 0	8
3	Keaton Eggs	21:45	3-6	1-2	0-0	0 3 3	1 1	7	5	2	2	1 1	-3
24	KeShaun Thomas	25:02	5-13	0-3	3-5	3 4 7	3 4	13	0	2	1	0 0	7
4	Kevin Sargeant	01:01	0-0	0-0	0-0	0 0 0	0 0	0	0	0	0	0 0	-4
14	Ethan Whatley	11:23	1-3	1-3	0-0	0 1 1	2 0	3	0	1	0	0 0	-5
Team						1 7 8	0	0	0	0	0	0	
Totals			25-57	4-19	16-23	10 28 38	14 20	70	10	17	10	6 2	5

Major Fouls: NONE

Shooting By Period		
1 st FG%	10-30	33.3%
3PT%	2-13	15.4%
FT%	6-9	66.7%
2 nd FG%	15-27	55.6%
3PT%	2-6	33.3%
FT%	10-14	71.4%
GM FG%	25-57	43.9%
FT%	16-23	69.6%

Dead Ball Rebounds: 5, 0

	ODU	DRU
Biggest lead	18 (1 st 8:51)	5 (2 nd 0:31)
Best Scoring Run	11 (1 st 15:51)	8 (2 nd 17:35)
Lead Changes	2	
Times Tied	2	
Time with Lead	34:12	04:43

Points from	ODU	DRU
Turnovers	12	13
Paint	30	42
Second Chance	8	10
Fast Breaks	5	17
Bench	34	23

Period by Period Scoring			
1st	2nd	TOT	
ODU	38	27	65
DRU	28	42	70

3

Drury 108, Ecclesia 68

Wednesday, Nov. 19, 2025

O'Reilly Family Event Center - Springfield, Mo.

Ecclesia - 68

Record: 0-1

NO.	Name	Min	FG M-A	3P M-A	FT M-A	Rebounds OR DR TOT	Fouls PF FD	TP	AS	TO	ST	Blocks BS BA	+/-
0	Christian Ford	G 26:19	5-14	0-3	4-4	4 3 7	2 4	14	4	3	1	0 1	-23
2	Paul Jones	G 29:41	4-10	0-3	1-2	1 1 2	2 2	9	0	0	0	0 3	-34
5	Adrian Nelson	G 28:08	5-8	1-2	3-4	1 1 2	1 2	14	0	1	0	0 0	-30
13	Nate Haugle	G 23:00	3-7	2-4	2-2	1 2 3	4 1	10	2	2	0	0 1	-28
14	Amarion Hoggan	G 34:48	5-10	0-1	4-6	0 1 1	3 5	14	3	4	3	1 1	-26
21	Coleton Loper	15:32	0-5	0-2	0-0	0 2 2	0 1	0	1	3	1	0 1	-16
23	Ty Wilson	16:19	1-4	0-1	3-4	0 1 1	1 0	4	5	0	1	2 0	-19
24	Thaddeus Cockrell	12:01	1-2	0-0	0-0	1 3 4	2 0	2	1	2	0	0 0	-6
30	Brock Wesley	14:12	0-2	0-0	0-0	0 0 0	2 1	0	0	1	0	0 0	-18
Team						4 1 5	0	0	0	0	0	0	
Totals			24-62	3-16	17-22	12 25 27	16 20	68	11	17	7	1 7	-40

Major Fouls: NONE

Shooting By Period		
1 st FG%	17-31	54.8%
3PT%	3-6	50.0%
FT%	1-2	50%
2 nd FG%	7-31	22.6%
3PT%	0-10	0.0%
FT%	16-20	80%
GM FG%	24-62	38.7%
3PT%	3-16	18.8%
FT%	17-22	77.3%

Dead Ball Rebounds: 3, 1

Drury - 108

Record: 1-0

NO.	Name	Min	FG M-A	3P M-A	FT M-A	Rebounds OR DR TOT	Fouls PF FD	TP	AS	TO	ST	Blocks BS BA	+/-
1	Zach Howell	F 27:07	6-10	4-7	5-5	2 2 4	4 3	21	6	2	2	0 1	35
24	KeShaun Thomas	F 22:17	4-7	0-2	4-4	0 3 3	3 2	12	1	3	2	0 0	19
34	Sekou Gassama	F 20:26	1-2	0-0	3-6	1 1 2	2 3	5	0	2	0	4 0	24
0	Colin Hardrick	G 26:40	6-8	1-3	2-2	0 5 5	0 3	15	5	1	2	0 0	37
2	Avante Nichols	G 22:41	6-6	0-0	0-0	2 6 8	2 0	12	2	1	3	0 0	32
35	Isaiah Otyaluk	22:52	7-10	4-7	1-1	0 2 2	3 1	19	0	1	1	2 0	18
4	Kevin Sargeant	16:38	4-6	0-0	1-1	4 1 5	3 2	9	1	0	2	1 0	7
14	Ethan Whatley	18:59	2-7	0-4	0-0	0 2 2	0 0	4	2	0	1	0 0	13
30	Brady Nicholson	09:20	0-3	0-2	0-2	0 2 2	1 1	0	1	2	0	0 0	0
10	Brenley Hagewood	04:20	0-2	0-0	0-0	0 1 1	1 0	0	0	0	0	0 0	5
11	Wyatt Carr	04:20	1-1	0-0	2-2	0 0 0	0 1	4	0	0	0	0 0	5
43	Gezim Bajrami	04:20	3-4	1-2	0-0	0 2 2	1 0	7	1	0	1	0 0	5
Team						3 1 4	0	0	2	0	0	0	
Totals			40-66	10-27	18-23	12 28 40	20 16	108	19	14	14	7 1	40

Major Fouls: NONE

	EC	DU
Biggest lead	0 (1 st 20:00)	40 (2 nd 0:43)
Best Scoring Run	5 (2 nd 15:37)	11 (1 st 5:40)
Lead Changes	0	
Times Tied	0	
Time with Lead	00:00	39:44

Points from	EC	DU
Turnovers	13	23
Paint	32	60
Second Chance	6	18
Fast Breaks	9	29
Bench	7	43

Period by Period Scoring			
1st	2nd	TOT	
EC	38	30	68
DU	58	50	108

4

Drury 90, Ozark Christian 62

Saturday, Nov. 22, 2025

O'Reilly Family Event Center - Springfield, Mo.

Ozark Christian - 62

Record: 0-1

NO.	Name	Min	FG M-A	3P M-A	FT M-A	Rebounds OR DR TOT	Fouls PF FD	TP	AS	TO	ST	Blocks BS BA	+/-
10	Blaine Salsman	20:07	2-7	2-5	1-1	0 2 2	0 0	7	0	1	0	0 0	-12
24	Trey Main	24:01	3-9	0-1	4-6	1 4 5	0 5	10	3	2	2	0 1	-12
30	Carter Brown	23:14	2-4	1-2	2-2	1 1 2	2 1	7	1	4	0	0 0	-23
33	Eric Dillinger	21:37	6-9	2-5	0-0	1 3 4	3 0	14	1	2	0	0 0	-3
35	Curtis Davenport	26:30	1-6	0-1	1-2	2 4 6	0 2	3	2	4	0	0 1	-21
20	Ayden Barrow	14:12	3-6	2-4	1-2	1 2 3	0 1	9	1	1	1	0 0	-1
22	Joey Foster	20:59	2-4	0-1	0-0	0 2 2	0 0	4	0	1	2	0 1	-23
25	Ty Cloud	08:20	0-1	0-0	0-0	2 2 3	3 0	0	0	0	1	0 0	-9
2	Dylan Pugh	13:25	2-4	0-0	1-2	1 1 2	0 2	5	0	2	0	0 0	-16
11	Brayden Chandler	08:32	0-1	0-1	0-0	0 2 2	0 0	0	1	0	0	0 0	-12
15	Kobe Bailey	07:12	0-1	0-0	0-0	0 0 0	0 0	0	1	3	0	0 0	-6
14	Colt Pugh	06:43	1-2	1-2	0-0	0 0 0	0 0	2	3	0	0	0 0	-2
21	Joseph Diesel	02:34	0-0	0-0	0-0	0 1 1	0 0	0	1	0	0	0 0	-1
23	Caleb Shilling	02:34	0-1	0-0	0-0	0 1 1	0 0	0	0	1	0	1 0	-1
Team						2 1 3	0	0	3	0	0	0	
Totals			22-55	8-22	10-15	9 26 35	8 13	62	11	24	6	1 3	-28

Major Fouls: NONE

Shooting By Period		
1 st FG%	8-24	33.3%
3PT%	4-9	44.4%
FT%	3-6	50%
2 nd FG%	14-31	45.2%
3PT%	4-13	30.8%
FT%	7-9	77.8%
GM FG%	22-55	40.0%
3PT%	8-22	36.4%
FT%	10-15	66.7%

Dead Ball Rebounds: 1, 0

Drury - 90

Record: 1-0

NO.	Name		Min	FG	3P	FT	Rebounds	Fouls	TP	AS	TO	ST	Blocks	+/-						
				M	A	M	OR	DR	OT				BS	BA						
1	Zach Howell	F	21:02	7-12	5-9	0-1	3	3	6	1	19	3	1	2	0	20				
24	KeShaun Thomas	F	19:01	6-8	1-2	3-4	5	5	10	1	2	16	2	2	3	0	35			
34	Sekou Gassama	F	17:21	2-4	0-0	2-3	1	3	4	0	2	6	1	1	0	0	18			
0	Colin Hardrick	G	26:37	6-12	2-5	1-1	3	2	5	1	1	15	4	3	2	0	21			
2	Avante Nichols	G	19:19	4-6	0-1	1-2	2	3	5	1	1	9	2	1	0	1	0	4		
4	Kevin Sargeant		23:04	1-3	0-0	0-0	3	5	8	1	0	2	2	1	2	2	0	6		
13	Luke Stubbs		17:30	3-8	0-0	0-0	1	1	2	0	6	2	1	0	0	0	15			
14	Ethan Whitley		17:43	2-5	0-0	1	1	1	2	1	6	1	0	0	0	0	15			
35	Isaiah Otyakul		15:31	4-12	0-6	0-0	1	1	2	1	8	0	0	1	0	0	7			
43	Gezim Bajrami		08:19	1-3	1-2	0-0	2	1	3	1	0	3	1	0	0	0	0			
30	Brady Nicholson		07:17	0-5	0-3	0-0	0	0	0	0	2	0	0	0	0	0	-2			
10	Brenley Hagewood		03:38	0-3	0-2	0-0	1	0	1	0	0	0	0	0	0	0	-1			
11	Wyatt Carr		03:38	0-1	0-1	0-0	0	0	0	0	0	0	0	1	0	0	-1			
Team							1	3	4	0	0	0	1							
Totals							36-83	11-39	7-11	24	28	52	13	8	90	18	12	3	1	28



BOX SCORES

5

[RV] Concordia-St. Paul 94, Drury 83

Wednesday, Nov. 25, 2025

O'Reilly Family Event Center - Springfield, Mo.

Concordia-St. Paul - 94

Record: 4-0

NO.	Name	Min	FG M-A	3P M-A	FT M-A	Rebounds OR DR TOT	Fouls PF FD	TP	AS	TO	ST	Blocks BS BA	+/-
4	Sam West	F 29:03	4-8	0-3	0-4	3 3 6	3 4	8	7	4	5	2 0 1	1
11	Jaden Wysocki	F 17:41	3-8	0-4	0-0	2 3 5	2 0	6	2	4	0	0 0 0	0
24	Chet Kloss	F 23:38	1-5	0-0	0-0	0 6 6	2 0	2	1	2	2	2 0 0	15
0	Ryan Johnson	G 20:17	0-1	0-0	4-4	0 4 4	4 4	4	2	2	1	0 0 0	0
5	Ben Kopetzki	G 25:03	4-11	0-3	3-4	0 2 2	1 2	11	1	1	1	0 0 0	6
20	Patrick Bath	04:58	0-0	0-0	0-2	3 2 5	0 1	0	1	0	0	0 0 0	0
2	Marcus Burks	19:48	5-6	1-2	1-2	2 2 3	1 1	12	1	2	0	0 0 0	0
13	Owen Carlson	23:59	9-13	4-6	3-3	2 4 6	1 3	25	0	1	1	0 0 1	18
14	Reid Patterson	23:03	6-15	3-9	6-6	3 1 4	1 4	21	0	0	0	0 0 0	9
22	Hudson Vaith	12:30	2-5	1-2	0-0	1 1 2	0 0	5	2	0	0	0 1 6	6
Team						3 2 5	0 0						
Totals			34-72	9-29	17-25	17 30 47	17 19	94	17	16	10	4 2 11	

Major Fouls: NONE

Shooting By Period		
1 st FG%	19-44	43.2%
3PT%	4-18	22.2%
FT%	2-3	66.7%
2 nd FG%	15-28	53.6%
3PT%	5-11	45.5%
FT%	15-22	68.2%
GM FG%	34-72	47.2%
3PT%	9-29	31.0%
FT%	17-25	68.0%

Dead Ball Rebounds: 5, 0

Drury - 83

Record: 4-1

NO.	Name	Min	FG M-A	3P M-A	FT M-A	Rebounds OR DR TOT	Fouls PF FD	TP	AS	TO	ST	Blocks BS BA	+/-
1	Zach Howell	F 30:09	5-9	5-7	0-0	0 3 3	4 1	15	1	1	2	0 1 -13	
24	KeShaun Thomas	F 31:52	9-17	1-5	8-9	2 8 10	2 7	27	2	6	1	0 2 -7	
0	Colin Hardrick	G 35:07	6-16	0-4	6-7	2 3 5	1 4	18	1	3	0	0 0 -2	
2	Avante Nichols	G 29:33	4-8	0-0	1-2	2 5 7	3 2	9	1	1	5	0 1 -6	
13	Luke Stubbs	G 21:07	1-4	0-0	0 0	1 2 3	4 1	2	3	2	0	1 0 -2	
3	Keion Epps	27:12	3-6	1-1	1-1	0 1 1	2 2	8	7	2	1	0 0 -12	
34	Sekou Gassama	07:29	1-2	0-0	0-0	1 0 1	0 0	2	0	2	0	1 0 -3	
14	Ethan Whatley	17:31	1-4	0-3	0-0	0 0 0	3 0	2	0	1	1	0 0 -10	
Team						1 1 2	0 0						
Totals			30-66	7-20	16-19	9 23 32	19 17	83	15	18	10	2 4 -11	

Major Fouls: NONE

Shooting By Period		
1 st FG%	15-33	45.5%
3PT%	4-8	50.0%
FT%	8-9	88.9%
2 nd FG%	15-33	45.5%
3PT%	3-12	25.0%
FT%	8-10	80%
GM FG%	30-66	45.5%
3PT%	7-20	35.0%
FT%	16-19	84.2%

Dead Ball Rebounds: 0, 1

	CSP	DU
Biggest lead	14 (2 nd 2:04)	8 (1 st 9:13)
Best Scoring Run	9 (2 nd 2:04)	9 (1 st 9:13)
Lead Changes	14	
Times Tied	12	
Time with Lead	23:11	10:51

Points from	CSP	DU
Turnovers	19	14
Paint	46	40
Second Chance	20	15
Fast Breaks	15	13
Bench	63	12

Period by Period Scoring		
1st	2nd	TOT
CSP	44	50
DU	42	41
TOT	86	91

6

Central Missouri 89, [RV] Drury 67

Wednesday, Nov. 26, 2025

O'Reilly Family Event Center - Springfield, Mo.

Central Mo. - 89

Record: 6-2

NO.	Name	Min	FG M-A	3P M-A	FT M-A	Rebounds OR DR TOT	Fouls PF FD	TP	AS	TO	ST	Blocks BS BA	+/-
15	Jevon Hill	F 26:39	10-12	9-11	1-1	1 4 5	1 1	30	0	1	1	0 1 24	
32	Trinell Parker	F 21:50	4-6	0-0	1-3	0 5 5	3 3	9	0	0	0	2 1 24	
4	Kyran Tilley	G 31:50	4-9	1-2	0-1	1 3 4	2 4	9	8	4	1	0 0 17	
5	Jake Fritz	G 28:07	2-6	2-3	2-3	0 1 1	0 1	8	3	0	2	0 0 19	
7	Lazerek Houston	G 32:37	6-15	1-4	0-2	0 5 5	2 4	13	0	3	2	0 0 20	
1	Deadric Fikes	15:16	4-4	2-2	0-0	1 3 4	3 0	10	0	2	1	1 0 0	
21	Noah Martin	12:09	1-2	1-2	0-0	0 2 2	0 0	3	0	0	0	0 1 -5	
25	Carter Kalles	16:44	1-2	0-1	0-0	1 1 2	1 0	2	0	0	1	0 0 9	
8	AJ Lue	06:00	1-1	1-1	0-0	0 1 1	0 0	3	0	0	0	0 0 -1	
2	Naz Brown	02:58	0-0	0-0	0-0	0 0 0	0 0	0	0	0	0	0 0 0	
3	Deshawne Crim	02:58	1-1	0-0	0-0	0 0 0	0 0	2	1	1	0	0 0 0	
0	Judah Sault	01:55	0-0	0-0	0-0	0 0 0	0 0	0	1	1	0	0 0 3	
23	Kyree Polk	00:57	0-0	0-0	0-0	0 0 0	0 0	0	0	0	0	0 0 0	
Team						2 0 2	0 1						
Totals			34-58	17-26	4-10	6 25 31	12 13	89	23	13	8	4 2 22	

Major Fouls: NONE

Shooting By Period		
1 st FG%	12-25	48.0%
3PT%	6-12	50.0%
FT%	2-4	50%
2 nd FG%	22-33	66.7%
3PT%	11-14	78.6%
FT%	2-6	33.3%
GM FG%	34-58	58.6%
3PT%	17-26	65.4%
FT%	4-10	40.0%

Dead Ball Rebounds: 4, 0

Drury - 67

Record: 4-2

NO.	Name	Min	FG M-A	3P M-A	FT M-A	Rebounds OR DR TOT	Fouls PF FD	TP	AS	TO	ST	Blocks BS BA	+/-
1	Zach Howell	F 32:19	3-8	1-4	2-2	2 3 5	2 2	9	1	4	0	1 1 -14	
24	KeShaun Thomas	F 15:23	0-7	0-4	0-0	0 1 1	1 3	2	0	1	1	0 0 -18	
0	Colin Hardrick	G 32:23	5-14	1-3	0-2	4 2 6	1 1	11	3	1	2	3 1 -12	
2	Avante Nichols	G 16:07	3-5	1-1	0-0	1 2 3	1 1	7	0	2	0	0 0 -9	
13	Luke Stubbs	G 18:39	2-6	0-1	1-2	1 0 1	2 1	5	1	0	0	0 0 -27	
3	Keion Epps	24:22	6-8	4-6	1-3	0 3 3	1 3	17	6	2	1	0 0 -5	
34	Sekou Gassama	12:27	1-1	0-0	3-4	0 1 1	2 2	5	0	1	0	0 0 2	
14	Ethan Whatley	20:23	3-6	3-5	0-0	0 2 2	0 0	9	0	0	2	0 0 -6	
35	Isaiah Otyaluk	14:07	1-3	0-2	0-0	1 1 0	0 0	2	2	0	0	0 0 -4	
4	Kevin Sargeant	06:01	1-3	0-0	0-0	3 2 5	0 0	2	0	1	2	0 0 -5	
10	Brenley Hagewood	01:55	0-0	0-0	0-0	0 0 0	0 0	0	0	0	0	0 0 -3	
11	Wyatt Carr	01:55	0-1	0-0	0-0	0 0 0	0 0	0	0	0	0	0 0 -3	
30	Brady Nicholson	01:55	0-0	0-0	0-0	0 0 0	0 0	0	0	0	0	0 0 -3	
43	Gezim Bajrami	01:55	0-1	0-1	0-0	0 0 0	0 0	0	0	0	0	0 0 -3	
Team						4 1 5	0 0						
Totals			25-63	10-27	7-13	15 18 33	13 12	67	14	13	8	2 4 -22	

Major Fouls: NONE

Shooting By Period		
1 st FG%	3-9	40.0%
3PT%	3-9	33.3%
FT%	3-4	75%
2 nd FG%	13-33	39.4%
3PT%	7-18	38.9%
FT%	4-9	44.4%
GM FG%	25-63	39.7%
3PT%	10-27	37.0%
FT%	7-13	53.8%

Dead Ball Rebounds: 4, 2

	UCM	DU
Biggest lead	26 (2 nd 5:54)	8 (1 st 13:19)
Best Scoring Run	10 (2 nd 8:26)	13 (1 st 13:19)
Lead Changes	4	
Times Tied	1	
Time with Lead	27:08	11:50

Points from	UCM	DU
Turnovers	22	14
Paint	28	24
Second Chance	9	11
Fast Breaks	14	5
Bench	20	35

Period by Period Scoring		
1st	2nd	TOT
UCM	32	57
DU	30	37
TOT	62	94

7

Southwest Baptist 76, [RV] Drury 59

Monday, Dec. 1, 2025

Meyer Sports Center - Bolivar, Mo.

Drury - 59

Record: 4-3 (0-1)

NO.	Name	Min	FG M-A	3P M-A	FT M-A	Rebounds OR DR TOT	Fouls PF FD	TP	AS	TO	ST	Blocks BS BA	+/-
1	Zach Howell	F 34:07	6-15	4-12	0-0	1 2 3	4 2	16	2	3	2	0 0 -6	
34	Sekou Gassama	F 15:04	0-1	0-0	2-4	4 3 7	1 3	2	0	1	0	0 0 0	
0	Colin Hardrick	G 39:07	6-14	3-8	0-0	0 5 5	1 1	15	4	2	2	0 0 -16	
3	Keion Epps	G 34:02	1-5	0-3	0-0	1 0 1	2 1	2	4	10	5	0 0 -10	
13	Luke Stubbs	G 27:29	3-6	1-2	1-2	0 1 1	3 2	8	2	1	0	0 0 -14	
2	Avante Nichols	16:09	1-4	0-2	0-0	1 2 3	0 0	2	0	1	1	0 0 -17	
24	KeShaun Thomas	22:17	5-10	0-1	1-2	3 2 5	1 1	11	1	0	0	0 0 -10	
14	Ethan Whatley	09:48	1-2	1-2	0-0	0 0 0	0 0	3	0	1	1	0 0 -8	
35	Isaiah Otyaluk	01:57	0-0	0-0	0-0	0 0 0	0 0	0	0	0	0	0 0 -4	
Team						1 2 3	0 0						
Totals			23-57	9-30	4-8	11 17 28	12 10	59	13	19	11	1 2 -17	

Major Fouls: NONE

Shooting By Period		
1 st FG%	11-29	37.9%
3PT%	6-18	33.3%
FT%	1-2	50%
2 nd FG%	12-28	42.9%
3PT%	3-12	25.0%
FT%	3-6	50%
GM FG%	23-57	40.4%
3PT%	9-30	30.0%
FT%	4-8	50.0%

Dead Ball Rebounds: 4, 0

Southwest Baptist - 76

Record: 4-3 (1-1)

NO.	Name	Min	FG M-A	3P M-A	FT M-A	Rebounds OR DR TOT	Fouls PF FD	TP	AS	TO	ST	Blocks BS BA	+/-
-----	------	-----	-----------	-----------	-----------	-----------------------	----------------	----	----	----	----	-----------------	-----

BOX SCORES

9

Quincy 72, Drury 55

Saturday, Dec. 6, 2025

Pepsi Arena - Quincy, Ill.

Drury - 55

Record: 4-5 (0-3)

NO.	Name	Min	FG M-A	3P M-A	FT M-A	Rebounds OR DR TOT	Fouls PF FD	TP	AS	TO	ST	Blocks BS BA	+/-
1	Zach Howell	F 33:14	2-12	2-8	1-2	1 2 3	4 2	7	0	0	1	0 3	-8
24	KeShaun Thomas	F 17:39	2-7	0-1	4-8	2 4 6	3 7	8	0	3	3	0 0	-20
0	Colin Hardrick	G 34:43	4-14	1-4	4-5	1 4 5	1 3	13	4	2	1	0 0	-12
3	Keion Epps	G 18:13	0-2	0-2	0-0	2 1 3	4 0	0	2	3	4	0 0	-16
13	Luke Stubbs	G 23:41	3-7	0-1	0-0	0 0 0	2 0	6	0	2	3	0 0	-19
34	Sekou Gassama	09:16	1-2	0-0	0-2	2 0 2	3 2	2	0	0	1	2 0	0
35	Isaiah Otyakuk	11:38	0-2	0-2	2-2	0 2 2	0 1	2	0	0	0	0 0	-4
14	Ethan Whatley	15:29	2-6	1-3	0-0	2 0 2	3 0	5	1	0	0	0 0	-3
43	Gezim Bajrami	20:06	2-6	1-4	2-2	0 2 2	1 1	7	3	1	1	0 0	-4
4	Kevin Sargeant	13:17	1-1	0-0	0-0	0 3 3	0 1	2	1	1	1	0 0	1
11	Wyatt Carr	01:22	0-0	0-0	0-0	0 0 0	1 0	0	0	0	0	0 0	0
30	Brady Nicholson	01:22	1-1	1-1	0-0	0 0 0	0 0	3	0	0	0	0 0	0
Team						0 1 1	0	0	0	0			
Totals			18-60	6-26	13-21	10 19 29	22 17	55	11	12	15	3 3	-17

Major Fouls: Thomas (TF) 2 2nd 9:14

Shooting By Period

1 st FG%	6-29	20.7%
3PT%	1-12	8.3%
FT%	3-7	42.9%
2 nd FG%	12-31	38.7%
3PT%	5-14	35.7%
FT%	10-14	71.4%
GM FG%	18-60	30.0%
3PT%	6-26	23.1%
FT%	13-21	61.9%

Dead Ball Rebounds: 2, 0

Quincy - 72

Record: 4-4 (1-2)

NO.	Name	Min	FG M-A	3P M-A	FT M-A	Rebounds OR DR TOT	Fouls PF FD	TP	AS	TO	ST	Blocks BS BA	+/-
44	Ethan Bolton	F 27:12	5-7	0-0	2-2	3 5 8	2 1	12	2	3	0	0 0	16
22	Jakeb Wallingford	C 29:44	1-3	0-0	0-0	2 6 8	2 3	2	2	2	2	0 0	14
0	Camren Kincaid	G 34:40	5-12	1-2	8-11	2 14 16	0 8	19	3	4	4	0 1	17
20	Max Booher	G 29:38	2-10	1-7	6-8	1 1 2	3 4	13	1	1	1	0 0	18
42	Tierran Stynes	G 32:20	6-13	2-6	3-3	2 5 7	2 2	17	2	2	1	0 0	19
3	Herbert Martin III	17:02	1-3	0-0	1-1	0 1 1	4 1	3	2	2	1	0 1	-6
33	Preston Brewer	12:48	0-2	0-0	1-2	0 2 2	2 2	1	1	1	0	0 1	3
4	Nelson Johnson Jr	10:16	0-0	0-0	0-0	0 1 1	2 0	0	1	2	0	1 0	3
30	Owen Duff	06:20	2-3	1-2	0-0	1 0 1	0 0	5	0	3	0	0 0	3
Team						3 3 6	0	0	1				
Totals			22-53	5-17	23-27	14 38 52	17 21	72	14	21	9	3 3	17

Major Fouls: NONE

Shooting By Period

1 st FG%	11-26	42.3%
3PT%	2-8	25.0%
FT%	4-5	80%
2 nd FG%	11-27	40.7%
3PT%	3-9	33.3%
FT%	19-22	86.4%
GM FG%	22-53	41.5%
3PT%	5-17	29.4%
FT%	23-27	85.2%

Dead Ball Rebounds: 2, 0

	DRU	QUI
Biggest lead	0 (1 st 20:00)	25 (2 nd 12:23)
Best Scoring Run	6 (2 nd 11:05)	7 (1 st 8:13)
Lead Changes	0	
Times Tied	0	
Time with Lead	00:00	38:40

Points from	DRU	QUI
Turnovers	11	6
Paint	24	32
Second Chance	8	15
Fast Breaks	8	8
Bench	21	9

Period by Period Scoring			
	1st	2nd	TOT
DRU	16	39	55
QUI	28	44	72





GAME-BY-GAME POINTS, REBOUNDS, ASSISTS

OPPONENT	Colin HARDRICK	Zach HOWELL	Keion EPPS	Kevin SARGEANT	Brenley HAGEWOOD	Wyatt CARR	Luke STUBBS	Ethan WHATLEY	Hogan SMITH
vs. Ohio Dominican	21-7-2	9-5-2	7-3-5	DNP	DNP	DNP	7-2-0	3-1-0	DNP
vs. Thomas More	14-15-0	17-8-5	DNP	0-2-0	DNP	DNP	DNP	8-4-0	DNP
Ecclesia College	15-5-5	21-4-6	DNP	9-5-1	0-1-0	4-0-0	DNP	4-2-2	DNP
Ozark Christian College	15-5-4	19-6-3	DNP	2-8-2	0-1-0	0-0-0	6-2-2	6-2-1	DNP
Concordia-St. Paul	18-5-1	15-3-1	8-1-7	DNP	DNP	DNP	2-3-3	2-0-0	DNP
Central Missouri	11-6-3	9-5-1	17-3-6	2-5-0	0-0-0	0-0-0	5-1-1	9-2-0	DNP
at Southwest Baptist	15-5-4	16-3-2	2-1-4	DNP	DNP	DNP	8-1-2	3-0-0	DNP
at Truman State	18-9-1	19-7-1	7-5-9	DNP	DNP	DNP	7-3-2	0-1-0	DNP
at Quincy	13-5-4	7-3-0	0-3-2	2-3-1	DNP	0-0-0	6-0-0	5-2-1	DNP
Central Christian College									
Arkansas-Fort Smith									
Rockhurst									
William Jewell									
Missouri S&T									
Lincoln									
at Maryville									
at McKendree									
Illinois Springfield									
Indianapolis									
at Lewis									
at Upper Iowa									
Quincy									
Truman State									
at William Jewell									
at Rockhurst									
Southwest Baptist									
Missouri-St. Louis									
at Missouri S&T									

OPPONENT	Kanon GIPSON	KeShaun THOMAS	Brady NICHOLSON	Aladji GASSAMA	Isaiah OTYALUK	Gezim BAJRAMI
vs. Ohio Dominican	DNP	13-7-0	DNP	0-1-0	DNP	DNP
vs. Thomas More	DNP	19-2-3	0-0-0	1-4-0	2-2-0	DNP
Ecclesia College	DNP	12-3-1	0-2-1	5-2-0	19-2-0	7-2-1
Ozark Christian College	DNP	16-10-2	0-0-0	6-4-1	8-2-0	3-3-1
Concordia-St. Paul	DNP	27-10-2	DNP	2-1-0	DNP	DNP
Central Missouri	DNP	0-1-1	0-0-0	5-1-0	2-1-2	0-0-0
at Southwest Baptist	DNP	11-5-1	DNP	2-7-0	0-0-0	DNP
at Truman State	DNP	24-8-4	DNP	2-1-0	2-0-0	DNP
at Quincy	DNP	8-6-0	3-0-0	2-2-0	2-2-0	7-2-3
Central Christian College						
Arkansas-Fort Smith						
Rockhurst						
William Jewell						
Missouri S&T						
Lincoln						
at Maryville						
at McKendree						
Illinois Springfield						
Indianapolis						
at Lewis						
at Upper Iowa						
Quincy						
Truman State						
at William Jewell						
at Rockhurst						
Southwest Baptist						
Missouri-St. Louis						
at Missouri S&T						



2025-26 DRURY GAME-BY-GAME STATISTICS

				Total		3-Pointers		Free throws		Rebounds											
Opponent	Date	Score		FG-FGA	PCT	3FG-3FGA	PCT	FT-FTA	PCT	OFF	DEF	TOT	AVG	PF	A	TO	BLK	STL	PTS	AVG	
vs Ohio Dominican	11/14/2025	70-65	W	25-57	.439	4-19	.211	16-23	.696	10	28	38	38.0	14	10	17	6	10	70	70.0	
vs Thomas More	11/15/2025	71-59	W	29-71	.408	8-22	.364	5-9	.556	17	27	44	41.0	14	10	10	3	7	71	70.5	
Ecclesia	11/19/2025	108-68	W	40-66	.606	10-27	.370	18-23	.783	12	28	40	40.7	20	19	14	7	14	108	83.0	
Ozark Christian	11/22/2025	90-62	W	36-83	.434	11-39	.282	7-11	.636	24	28	52	43.5	13	18	12	3	12	90	84.8	
Concordia-St. Paul	11/25/2025	83-94	L	30-66	.455	7-20	.350	16-19	.842	9	23	32	41.2	19	15	18	2	10	83	84.4	
Central Mo.	11/26/2025	67-89	L	25-63	.397	10-27	.370	7-13	.538	15	18	33	39.8	13	14	13	2	8	67	81.5	
at Southwest Baptist	12/01/2025	59-76	L	23-57	.404	9-30	.300	4-8	.500	11	17	28	38.1	12	13	19	1	11	59	78.3	
at Truman St.	12/04/2025	79-86	L	26-60	.433	6-25	.240	21-30	.700	12	24	36	37.9	23	17	12	4	8	79	78.4	
at Quincy	12/06/2025	55-72	L	18-60	.300	6-26	.231	13-21	.619	10	19	29	36.9	22	11	12	3	15	55	75.8	
Total		682		252-583	.432	71-235	.302	107-157	.682	120	212	332	36.9	150	127	127	31	95	682	75.8	
Opponents		671		241-531	.454	71-204	.348	118-165	.715	97	234	331	36.8	136	133	150	22	75	671	74.6	

Drury Averages

Games Played	Points/game	FG Pct	3FG Pct	FT Pct	Rebounds/game	Assists/game	Turnovers/game	Assist/Turnover ratio	Steals/game	Blocks/game
9	75.8	43.2	30.2	68.2	36.9	14.1	14.1	1.0	10.6	3.4



2025-26 OPPONENT GAME-BY-GAME STATISTICS

				Total		3-Pointers		Free throws		Rebounds											
Opponent	Date	Score		FG-FGA	PCT	3FG-3FGA	PCT	FT-FTA	PCT	OFF	DEF	TOT	AVG	PF	A	TO	BLK	STL	PTS	AVG	
vs Ohio Dominican	11/14/2025	70-65	W	24-60	.400	7-24	.292	10-14	.714	10	24	34	34.0	20	19	15	2	11	65	65.0	
vs Thomas More	11/15/2025	71-59	W	24-63	.381	6-27	.222	5-11	.455	14	26	40	37.0	12	10	14	3	3	59	62.0	
Ecclesia	11/19/2025	108-68	W	24-62	.387	3-16	.188	17-22	.773	12	15	27	33.7	16	11	17	1	7	68	64.0	
Ozark Christian	11/22/2025	90-62	W	22-55	.400	8-22	.364	10-15	.667	9	26	35	34.0	8	11	24	1	6	62	63.5	
Concordia-St. Paul	11/25/2025	83-94	L	34-72	.472	9-29	.310	17-25	.680	17	30	47	36.6	17	17	16	4	10	94	69.6	
Central Mo.	11/26/2025	67-89	L	34-58	.586	17-26	.654	4-10	.400	6	25	31	35.7	12	23	13	4	8	89	72.8	
at Southwest Baptist	12/01/2025	59-76	L	28-52	.538	10-23	.435	10-14	.714	8	23	31	35.0	10	14	17	2	15	76	73.3	
at Truman St.	12/04/2025	79-86	L	29-56	.518	6-20	.300	22-27	.815	7	27	34	34.9	24	14	13	2	6	86	74.9	
at Quincy	12/06/2025	55-72	L	22-53	.415	5-17	.294	23-27	.852	14	38	52	36.8	17	14	21	3	9	72	74.6	
Total		671		241-531	.454	71-204	.348	118-165	.715	97	234	331	36.8	136	133	150	22	75	671	74.6	
Drury		682		252-583	.432	71-235	.302	107-157	.682	120	212	332	36.9	150	127	127	31	95	682	75.8	

Opponents Averages

Games Played	Points/game	FG Pct	3FG Pct	FT Pct	Rebounds/game	Assists/game	Turnovers/game	Assist/Turnover ratio	Steals/game	Blocks/game
9	74.6	45.4	34.8	71.5	36.8	14.8	16.7	0.9	8.3	2.4



2025-26 DRURY OVERALL STATISTICS

Game Records

Record	Overall	Home	Away	Neutral
ALL GAMES	4-5	2-2	0-3	2-0
CONFERENCE	0-3	0-0	0-3	0-0
NON-CONFERENCE	4-2	2-2	0-0	2-0

Score by Periods

Team	1st	2nd	OT	TOT
Drury	321	361	0	682
Opponents	311	360	0	671

Team Box Score

No.	Player				Total		3-Point		F-Throw		Rebounds													
		GP-GS	MIN	AVG	FG-FGA	FG%	3FG-3FGA	3FG%	FT-FTA	FT%	OFF	DEF	TOT	AVG	PF	DQ	A	TO	BLK	STL	PTS	AVG		
0	HARDRICK, Colin	9-9	306:48	34.1	51-125	.408	13-41	.317	25-40	.625	18	44	62	6.9	13	0	24	21	3	13	140	15.6		
1	HOWELL, Zach	9-9	287:39	32.0	43-101	.426	26-66	.394	20-25	.800	12	32	44	4.9	24	0	21	14	4	17	132	14.7		
24	THOMAS, KeShaun	9-7	217:35	24.2	46-100	.460	3-25	.120	35-45	.778	20	32	52	5.8	22	0	14	21	1	16	130	14.4		
2	NICHOLS, Avante	7-6	157:47	22.5	28-43	.651	1-5	.200	2-4	.500	13	24	37	5.3	10	0	8	10	3	11	59	8.4		
3	EPPS, Keion	6-3	158:11	26.4	16-33	.485	7-16	.438	2-4	.500	3	13	16	2.7	15	1	33	22	1	14	41	6.8		
13	STUBBS, Luke	7-6	168:48	24.1	18-44	.409	3-11	.273	2-6	.333	5	7	12	1.7	17	0	10	11	1	5	41	5.9		
35	OTYALUK, Isaiah	7-0	89:31	12.8	14-37	.378	4-23	.174	3-3	1.000	2	7	9	1.3	8	0	2	2	2	3	35	5.0		
14	WHATLEY, Ethan	9-0	149:21	16.6	15-41	.366	10-29	.345	0-0	.000	6	8	14	1.6	11	0	4	3	0	5	40	4.4		
43	BAJRAMI, Gezim	4-0	34:40	8.7	6-14	.429	3-9	.333	2-2	1.000	2	5	7	1.8	3	0	5	1	0	2	17	4.3		
4	SARGEANT, Kevin	5-0	67:35	13.5	7-13	.538	0-0	.000	1-1	1.000	11	12	23	4.6	5	0	4	5	5	7	15	3.0		
34	GASSAMA, Sekou	9-5	120:02	13.3	6-15	.400	0-1	.000	13-23	.565	14	9	23	2.6	16	0	1	11	11	1	25	2.8		
11	CARR, Wyatt	4-0	11:15	2.8	1-3	.333	0-1	.000	2-2	1.000	0	0	0	0.0	1	0	0	0	0	1	4	1.0		
30	NICHOLSON, Brady	5-0	20:55	4.2	1-9	.111	1-6	.167	0-2	.000	0	2	2	0.4	3	0	1	2	0	0	3	0.6		
10	HAGEWOOD, Brenley	3-0	09:53	3.3	0-5	.000	0-2	.000	0-0	.000	1	1	2	0.7	2	0	0	0	0	0	0	0.0		
Team											13	16	29					4						
Total		9	1800		252-583	.432	71-235	.302	107-157	.682	120	212	332	36.9	150	1	127	127	31	95	682	75.8		
Opponents		9	1800		241-531	.454	71-204	.348	118-165	.715	97	234	331	36.8	136	0	133	150	22	75	671	74.6		

Team Statistics

	DRURY	OPP
Scoring	682	671
Points per game	75.8	74.6
Scoring margin	+1.2	-
Field goals-att	252-583	241-531
Field goal pct	.432	.454
3 point fg-att	71-235	71-204
3-point FG pct	.302	.348
3-pt FG made per game	7.9	7.9
Free throws-att	107-157	118-165
Free throw pct	.682	.715
F-Throws made per game	11.9	13.1
Rebounds	332	331
Rebounds per game	36.9	36.8
Rebounding margin	+0.1	-
Assists	127	133
Assists per game	14.1	14.8
Turnovers	127	150
Turnovers per game	14.1	16.7
Turnover margin	+2.6	-
Assist/turnover ratio	1.0	0.9
Steals	95	75
Steals per game	10.6	8.3
Blocks	31	22
Blocks per game	3.4	2.4
Winning streak	0	-
Home win streak	0	-
Attendance	3881	1645
Home games-Avg/Game	4-970	3-548
Neutral site-Avg/Game	-	2-103

Team Results

Date	Opponent		Score	Att.
11/14/2025	vs Ohio Dominican	W	70-65	85
11/15/2025	vs Thomas More	W	71-59	120
11/19/2025	Ecclesia	W	108-68	921
11/22/2025	Ozark Christian	W	90-62	1022
11/25/2025	Concordia-St. Paul	L	83-94	925
11/26/2025	Central Mo.	L	67-89	1013
12/01/2025	at Southwest Baptist	L	59-76	943
12/04/2025	at Truman St.	L	79-86	160
12/06/2025	at Quincy	L	55-72	542



2025-26 DRURY GLVC STATISTICS

Game Records

Record	Overall	Home	Away	Neutral
ALL GAMES	0-3	0-0	0-3	0-0
CONFERENCE	0-3	0-0	0-3	0-0
NON-CONFERENCE	0-0	0-0	0-0	0-0

Score by Periods

Team	1st	2nd	OT	TOT
Drury	75	118	0	193
Opponents	105	129	0	234

Team Box Score

No.	Player				Total		3-Point		F-Throw		Rebounds											
		GP-GS	MIN	AVG	FG-FGA	FG%	3FG-3FGA	3FG%	FT-FTA	FT%	OFF	DEF	TOT	AVG	PF	DQ	A	TO	BLK	STL	PTS	AVG
0	HARDRICK, Colin	3-3	108:03	36.0	17-40	.425	6-17	.353	6-13	.462	3	16	19	6.3	6	0	9	8	1	5	46	15.3
24	THOMAS, KeShaun	3-2	72:42	24.2	14-31	.452	0-5	.000	15-20	.750	9	10	19	6.3	7	0	5	4	1	7	43	14.3
1	HOWELL, Zach	3-3	104:18	34.8	13-39	.333	8-28	.286	8-10	.800	4	9	13	4.3	10	0	3	4	1	4	42	14.0
13	STUBBS, Luke	3-3	83:04	27.7	9-21	.429	2-5	.400	1-4	.250	1	3	4	1.3	8	0	4	3	0	3	21	7.0
43	BAJRAMI, Gezim	1-0	20:06	20.1	2-6	.333	1-4	.250	2-2	1.000	0	2	2	2.0	1	0	3	1	0	1	7	7.0
30	NICHOLSON, Brady	1-0	01:22	1.4	1-1	1.000	1-1	1.000	0-0	.000	0	0	0	0.0	0	0	0	0	0	0	3	3.0
3	EPPI, Keion	3-3	84:52	28.3	4-13	.308	1-7	.143	0-0	.000	3	6	9	3.0	11	1	15	16	0	10	9	3.0
14	WHATLEY, Ethan	3-0	37:06	12.4	3-10	.300	2-6	.333	0-0	.000	2	1	3	1.0	4	0	1	1	0	1	8	2.7
34	GASSAMA, Sekou	3-1	31:34	10.5	1-5	.200	0-1	.000	4-8	.500	7	3	10	3.3	7	0	0	3	4	1	6	2.0
2	NICHOLS, Avante	1-0	16:09	16.2	1-4	.250	0-2	.000	0-0	.000	1	2	3	3.0	0	0	0	1	0	1	2	2.0
4	SARGEANT, Kevin	1-0	13:17	13.3	1-1	1.000	0-0	.000	0-0	.000	0	3	3	3.0	0	0	1	1	1	1	2	2.0
35	OTYALUK, Isaiah	3-0	26:05	8.7	1-6	.167	0-5	.000	2-2	1.000	0	2	2	0.7	2	0	0	1	0	0	4	1.3
11	CARR, Wyatt	1-0	01:22	1.4	0-0	.000	0-0	.000	0-0	.000	0	0	0	0.0	1	0	0	0	0	0	0	0.0
Team											3	3	6									
Total		3	600		67-177	.379	21-81	.259	38-59	.644	33	60	93	31.0	57	1	41	43	8	34	193	64.3
Opponents		3	600		79-161	.491	21-60	.350	55-68	.809	29	88	117	39.0	51	0	42	51	7	30	234	78.0

Team Statistics

	DRURY	OPP
Scoring		
Points per game	64.3	78.0
Scoring margin	-13.7	-
Field goals-att		
Field goal pct	.379	.491
3 point fg-att		
3-point FG pct	.259	.350
3-pt FG made per game	7.0	7.0
Free throws-att		
Free throw pct	.644	.809
F-Throws made per game	12.7	18.3
Rebounds		
Rebounds per game	31.0	39.0
Rebounding margin	-8.0	-
Assists		
Assists per game	13.7	14.0
Turnovers		
Turnovers per game	14.3	17.0
Turnover margin	+2.7	-
Assist/turnover ratio	1.0	0.8
Steals		
Steals per game	11.3	10.0
Blocks		
Blocks per game	2.7	2.3
Winning streak		
Home win streak	0	-
Attendance		
Home games-Avg/Game	0-0	3-548
Neutral site-Avg/Game	-	0-0

Team Results

Date	Opponent		Score	Att.
12/01/2025	at Southwest Baptist	L	59-76	943
12/04/2025	at Truman St.	L	79-86	160
12/06/2025	at Quincy	L	55-72	542



PLAYER PROFILES

0 COLIN HARDRICK

R-Sophomore | Guard | 6-3 | 170

Milwaukee, Wis. | Wauwatosa West HS/We Are United Prep



SEASON HIGHS

Points	21	vs. Ohio Dominican (11/14)
Rebounds	15	vs. Thomas More (11/15)
Assists	5	vs. Ecclesia (11/19)
Steals	2	5x, last at Truman (12/4)
Blocks	1	3x, last at Truman (12/4)
Field Goals	7	at Truman (12/4)
3-Pointers	3	at SBU (12/1)
Free Throws	10	vs. Ohio Dominican (11/14)
Minutes	39	3x, last at SBU (12/1)

CAREER HIGHS

Points	26	at Truman St. (2/6/25)
Rebounds	15	vs. Thomas More (11/15/25)
Assists	6	2x, last vs. Maryville (1/18/25)
Steals	5	2x, last vs. McKendree (1/16/25)
Blocks	2	at Quincy (2/8/25)
Field Goals	11	at Truman St. (2/6/25)
3-Pointers	3	3x, last at SBU (12/1/25)
Free Throws	10	vs. Thomas More (11/15/25)
Minutes	40	vs. Upper Iowa (1/30/25)

PRODUCTION TRACKER

	2025-26	Career
5+ Points	9	32
10+ Points	9	23
5+ Rebounds	9	31
10+ Rebounds	1	5
3+ Offensive Rebounds	3	8
5+ Assists	1	5
10+ Assists	--	--
Double-Doubles	1	4
Multiple Blocks	--	1
Multiple Steals	5	20

HONORS

- GLVC All-Freshman Team (2024-25)
- GLVC All-Defensive Team (2024-25)

2025-26

Hardrick led Drury to a pair of wins to open the 2025-26 season at the GLVC/G-MAC Conference Challenge (Nov. 14-15), averaging 17.5 points and 11.0 rebounds...tallied a game-high 21 points to lead DU in its season-opening win over Ohio Dominican, including 13 in the second half to help the Panthers rally from an 18-point deficit...he followed up that effort with a double-double of 14 points and a career-high 15 rebounds in a convincing 12-point victory over Thomas More...turned in a season-high five assists vs. Ecclesia (Nov. 19)...scored 15 points, grabbed five boards and recorded four assists and two steals vs. Ozark Christian (Nov. 22)...tallied 15 points, five rebounds, four assists and two steals at SBU (Dec. 1)...scored 18 points and pulled down a game-high nine rebounds while going 7-for-12 from the floor at Truman (Dec. 4).

PERSONAL

Son of Corin Hardrick and Kimberly Springer...born on August 3, 2005...member of National Honor Society in high school...graduated high school with honors...majoring in chemistry with a minor in biology.

2025-26 GAME-BY-GAME STATS

OPPONENT	DATE	START	MIN	FG-FGA	PCT	3FG-FGA	PCT	FT-FTA	PCT	OFF	DEF	TOT	PF	A	T/O	BLK	STL	PTS
vs. Ohio Dominican	11/14	*	39	5-13	.385	1-5	.200	10-13	.769	2	5	7	0	2	3	0	1	21
vs. Thomas More	11/15	*	39	6-22	.273	2-4	.500	0-2	.000	4	11	15	3	0	2	1	1	14
Ecclesia College	11/19	*	37	6-8	.750	1-3	.333	2-2	1.000	0	5	5	0	5	1	0	2	15
Ozark Christian College	11/22	*	27	6-12	.500	2-5	.400	1-1	1.000	3	2	5	1	4	3	0	2	15
Concordia-St. Paul	11/25	*	35	6-16	.375	0-4	.000	6-7	.857	2	3	5	1	1	3	0	0	18
Central Missouri	11/26	*	33	5-14	.357	1-3	.333	0-2	.000	4	2	6	2	3	1	1	2	11
at Southwest Baptist	12/1	*	39	6-14	.429	3-8	.375	0-0	.000	0	5	5	1	4	2	0	2	15
at Truman State	12/4	*	35	7-12	.583	2-5	.400	2-8	.250	2	7	9	4	1	4	1	2	18
at Quincy	12/6	*	35	4-14	.286	1-4	.250	4-5	.800	1	4	5	1	4	2	0	1	13
Central Christian College	12/17																	
Arkansas-Fort Smith	12/21																	
Rockhurst	1/2																	
William Jewell	1/4																	
Missouri S&T	1/8																	
Lincoln	1/10																	
at Maryville	1/15																	
at McKendree	1/17																	
Ill. Springfield	1/22																	
Indianapolis	1/24																	
at Lewis	1/29																	
at Upper Iowa	1/31																	
Quincy	2/5																	
Truman State	2/7																	
at William Jewell	2/12																	
at Rockhurst	2/14																	
Southwest Baptist	2/19																	
UMSL	2/26																	
at Missouri S&T	2/28																	

CAREER STATS

SEASON	GP-GS	Min	Avg	FG-A	Pct	3FG-A	Pct	FT-A	Pct	Off-Def-Rebs	Avg	PF-FO	Ast	Avg.	TO	Blk	Stl	Pts	Avg
2024-25	27-27	837	31.0	108-230	.470	22-64	.344	37-59	.627	30-151-181	6.7	53-0	73	2.7	34	12	53	275	10.2
2025-26	9-9	309	34.3	51-125	.408	13-41	.317	25-40	.625	18-44-62	6.9	13-0	24	2.7	21	3	13	140	15.6
TOTAL	36-36	1,146	31.8	159-355	.448	35-105	.333	62-99	.626	48-195-243	6.8	66-0	97	2.7	55	15	66	415	11.5





PLAYER PROFILES

1 ZACH HOWELL

R-Junior | Guard/Forward | 6-5 | 210
Springfield, Mo. | Springfield Catholic HS/Milwaukee



SEASON HIGHS

Points	21	vs. Ecclesia (11/19)
Rebounds	8	vs. Thomas More (11/15)
Assists	6	vs. Ecclesia (11/19)
Steals	4	vs. Ohio Dominican (11/14)
Blocks	2	vs. Ohio Dominican (11/14)
Field Goals	7	vs. Ozark Christian (11/22)
3-Pointers	5	2x, last vs. Concordia (11/25)
Free Throws	7	at Truman (12/4)
Minutes	38	vs. Ohio Dominican (11/14)

CAREER HIGHS

Points	25	2x, last vs. Upper Iowa (1/30/25)
Rebounds	12	vs. McKendree (1/16/25)
Assists	6	vs. Ecclesia (11/19/25)
Steals	4	4x, last vs. Ohio Dominican (11/14/25)
Blocks	2	vs. Ohio Dominican (11/14/25)
Field Goals	9	vs. Upper Iowa (1/30/25)
3-Pointers	7	vs. Graceland (11/21/24)
Free Throws	7	at Truman (12/4/25)
Minutes	38	vs. Ohio Dominican (11/14/25)

PRODUCTION TRACKER

	2025-26	Career
5+ Points	9	43
10+ Points	6	27
5+ Rebounds	5	19
10+ Rebounds	--	1
3+ Offensive Rebounds	1	2
5+ Assists	2	2
10+ Assists	--	--
Double-Doubles	--	1
Multiple Blocks	1	1
Multiple Steals	6	11

HONORS

- CSC Academic All-District (2024-25)
- Academic All-GLVC (2024-25)

2025-26

Howell scored all 17 of his points vs. Thomas More (Nov. 15) in the first half, adding eight rebounds and a career-high five assists in the Panthers' 71-59 victory...tallied a game-high 21 points and handed out a career-best six assists in the Panthers' win over Ecclesia (Nov. 19)...tallied 14 first-half points on 4-of-7 shooting from beyond the arc to lead DU to a 29-point halftime advantage in an eventual 90-62 win over Ozark Christian (Nov. 22)...led the Panthers with 16 points on 4-of-12 shooting from three-point range at SBU (Dec. 1)...scored 19 points and grabbed seven rebounds while converting a career-best seven free throws (in eight attempts) at Truman (Dec. 4).

PERSONAL

Son of Rich and Debbie Howell...born on July 9, 2003...majoring in integrated business at Drury.

2025-26 GAME-BY-GAME STATS

OPPONENT	DATE	START	MIN	FG-FGA	PCT	3FG-FGA	PCT	FT-FTA	PCT	OFF	DEF	TOT	PF	A	T/O	BLK	STL	PTS
vs. Ohio Dominican	11/14	*	38	3-9	.333	0-3	.000	3-5	.600	1	4	5	2	2	2	2	4	9
vs. Thomas More	11/15	*	35	6-14	.429	3-8	.375	2-2	1.000	0	8	8	1	5	0	0	3	17
Ecclesia College	11/19	*	28	6-10	.600	4-7	.571	5-5	1.000	2	2	4	4	6	2	0	2	21
Ozark Christian College	11/22	*	21	7-12	.583	5-9	.556	0-1	.000	3	3	6	1	3	1	0	2	19
Concordia-St. Paul	11/25	*	30	5-9	.556	5-7	.714	0-0	.000	0	3	3	4	1	1	0	2	15
Central Missouri	11/26	*	32	3-8	.375	1-4	.250	2-2	1.000	2	3	5	2	1	4	1	0	9
at Southwest Baptist	12/1	*	34	6-15	.400	4-12	.333	0-0	.000	1	2	3	4	2	3	0	2	16
at Truman State	12/4	*	37	5-12	.417	2-8	.250	7-8	.875	2	5	7	2	1	1	1	1	19
at Quincy	12/6	*	34	2-12	.167	2-8	.250	1-2	.500	1	2	3	4	0	0	0	1	7
Central Christian College	12/17																	
Arkansas-Fort Smith	12/21																	
Rockhurst	1/2																	
William Jewell	1/4																	
Missouri S&T	1/8																	
Lincoln	1/10																	
at Maryville	1/15																	
at McKendree	1/17																	
Ill. Springfield	1/22																	
Indianapolis	1/24																	
at Lewis	1/29																	
at Upper Iowa	1/31																	
Quincy	2/5																	
Truman State	2/7																	
at William Jewell	2/12																	
at Rockhurst	2/14																	
Southwest Baptist	2/19																	
UMSL	2/26																	
at Missouri S&T	2/28																	

CAREER STATS *at Milwaukee

SEASON	GP-GS	Min	Avg	FG-A	Pct	3FG-A	Pct	FT-A	Pct	Off-Def-Rebs	Avg	PF-FO	Ast	Avg.	TO	Blk	Stl	Pts	Avg
2022-23*	29-0	256	8.8	24-85	.282	13-60	.217	16-21	.762	7-19-26	0.9	20-0	6	0.2	11	1	15	77	2.7
2023-24*	10-1	81	8.1	14-32	.438	10-23	.435	4-6	.667	2-4-6	0.6	9-0	3	0.3	0	1	4	42	4.2
2024-25	27-26	789	29.2	124-309	.401	72-202	.356	37-52	.712	22-102-124	4.6	65-3	30	1.1	35	3	23	357	13.2
2025-26	9-9	289	32.1	43-101	.426	26-66	.394	20-25	.800	12-32-44	4.9	24-0	21	2.3	14	4	17	132	14.7
TOTAL	75-36	1,414	18.9	205-527	.389	121-251	.345	77-104	.740	43-157-200	2.7	118-3	60	6.7	60	9	59	608	8.1



PLAYER PROFILES

3 KEION EPPS

Freshman | Guard | 6-0 | 175
Springfield, Mo. | Central HS



SEASON HIGHS

Points	17	vs. Central Missouri (11/26)
Rebounds	5	at Truman (12/4)
Assists	9	at Truman (12/4)
Steals	5	at SBU (12/1)
Blocks	1	vs. Ohio Dominican (11/14)
Field Goals	6	vs. Central Missouri (11/26)
3-Pointers	4	vs. Central Missouri (11/26)
Free Throws	1	2x, last vs. Central Missouri (11/26)
Minutes	34	at SBU (12/1)

CAREER HIGHS

Points	17	vs. Central Missouri (11/26/25)
Rebounds	5	at Truman (12/4/25)
Assists	9	at Truman (12/4/25)
Steals	5	at SBU (12/1/25)
Blocks	1	vs. Ohio Dominican (11/14/25)
Field Goals	6	vs. Central Missouri (11/26/25)
3-Pointers	4	vs. Central Missouri (11/26/25)
Free Throws	1	2x, last vs. Central Missouri (11/26/25)
Minutes	34	at SBU (12/1/25)

PRODUCTION TRACKER

	2025-26	Career
5+ Points	4	4
10+ Points	1	1
5+ Rebounds	1	1
10+ Rebounds	--	--
3+ Offensive Rebounds	--	--
5+ Assists	4	4
10+ Assists	--	--
Double-Doubles	--	--
Multiple Blocks	--	--
Multiple Steals	3	3

2025-26

Epps scored a career-best 17 points and handed out six assists vs. Central Missouri (Nov. 26), going 4-of-6 from three-point range...turned in a memorable Drury debut, scoring seven points and handing out a team-high five assists to go along with two steals and a block in the Panthers' 70-65 come-from-behind victory over Ohio Dominican (Nov. 14)...made his first collegiate start at SBU (Dec. 1), tallying four assists and five steals...handed out a career-best nine assists at Truman (Dec. 4).

PERSONAL

Son of Kayauna Bailey...born on Nov. 22, 2006...plans to major in business economics at Drury.

2025-26 GAME-BY-GAME STATS

OPPONENT	DATE	START MIN	FG-FGA	PCT	3FG-FGA	PCT	FT-FTA	PCT	OFF	DEF	TOT	PF	A	T/O	BLK	STL	PTS
vs. Ohio Dominican	11/14	21	3-6	.500	1-2	.500	0-0	.000	0	3	3	1	5	2	1	2	7
vs. Thomas More	11/15							--DNP--									
Ecclesia College	11/19							--DNP--									
Ozark Christian College	11/22							--DNP--									
Concordia-St. Paul	11/25	27	3-6	.500	1-1	1.000	1-1	1.000	0	1	1	2	7	2	0	1	8
Central Missouri	11/26	24	6-8	.750	4-6	.667	1-3	.333	0	3	3	1	6	2	0	1	17
at Southwest Baptist	12/1	* 34	1-5	.200	0-3	.000	0-0	.000	1	0	1	2	4	10	0	5	2
at Truman State	12/4	* 32	3-6	.500	1-2	.500	0-0	.000	0	5	5	5	9	3	0	1	7
at Quincy	12/6	* 19	0-2	.000	0-2	.000	0-0	.000	2	1	3	4	2	3	0	4	0
Central Christian College	12/17																
Arkansas-Fort Smith	12/21																
Rockhurst	1/2																
William Jewell	1/4																
Missouri S&T	1/8																
Lincoln	1/10																
at Maryville	1/15																
at McKendree	1/17																
Ill. Springfield	1/22																
Indianapolis	1/24																
at Lewis	1/29																
at Upper Iowa	1/31																
Quincy	2/5																
Truman State	2/7																
at William Jewell	2/12																
at Rockhurst	2/14																
Southwest Baptist	2/19																
UMSL	2/26																
at Missouri S&T	2/28																

CAREER STATS

SEASON	GP-GS	Min	Avg	FG-A	Pct	3FG-A	Pct	FT-A	Pct	Off-Def-Rebs	Avg	PF-FO	Ast	Avg.	TO	Blk	Stl	Pts	Avg
2025-26	6-3	157	26.2	16-33	.485	7-16	.438	2-4	.500	3-13-16	2.7	15-1	33	5.5	22	1	14	41	6.8
TOTAL	6-3	157	26.2	16-33	.485	7-16	.438	2-4	.500	3-13-16	2.7	15-1	33	5.5	22	1	14	41	6.8





PLAYER PROFILES

4 KEVIN SARGEANT

Freshman | Forward | 6-5 | 200
Missouri City, Texas | Fort Bend Thurgood Marshall HS



SEASON HIGHS

Points	9	vs. Ecclesia (11/19)
Rebounds	8	vs. Ozark Christian (11/22)
Assists	2	vs. Ozark Christian (11/22)
Steals	2	3x, last vs. Central Missouri (11/26)
Blocks	2	vs. Ozark Christian (11/22)
Field Goals	4	vs. Ecclesia (11/19)
3-Pointers	--	--
Free Throws	1	vs. Ecclesia (11/19)
Minutes	23	vs. Ozark Christian (11/22)

CAREER HIGHS

Points	9	vs. Ecclesia (11/19/25)
Rebounds	8	vs. Ozark Christian (11/22/25)
Assists	2	vs. Ozark Christian (11/22/25)
Steals	2	3x, last vs. Central Missouri (11/26/25)
Blocks	2	vs. Ozark Christian (11/22/25)
Field Goals	4	vs. Ecclesia (11/19/25)
3-Pointers	--	--
Free Throws	1	vs. Ecclesia (11/19/25)
Minutes	23	vs. Ozark Christian (11/22/25)

PRODUCTION TRACKER

	2025-26	Career
5+ Points	1	1
10+ Points	--	--
5+ Rebounds	3	3
10+ Rebounds	--	--
3+ Offensive Rebounds	3	3
5+ Assists	--	--
10+ Assists	--	--
Double-Doubles	--	--
Multiple Blocks	1	1
Multiple Steals	3	3

2025-26

Sargeant made his Drury debut in the Panthers' 71-59 victory over Thomas More (Nov. 15), pulling down a pair of rebounds and recording a block in nine minutes...scored a career-best nine points on 4-of-6 shooting to go along with five rebounds and two steals in 17 minutes of playing time during DU's win over Ecclesia (Nov. 19)...pulled down a career-best eight rebounds, including three on the offensive end, while adding two assists, two steals and two blocks--all career highs as well--in DU's win over Ozark Christian (Nov. 22).

PERSONAL

Son of Kevin and Lydia Sargeant...born on May 25, 2007...plans to major in business economics at Drury.

2025-26 GAME-BY-GAME STATS

OPPONENT	DATE	START MIN	FG-FGA	PCT	3FG-FGA	PCT	FT-FTA	PCT	OFF	DEF	TOT	PF	A	T/O	BLK	STL	PTS
vs. Ohio Dominican	11/14							--DNP--									
vs. Thomas More	11/15	9	0-0	.000	0-0	.000	0-0	.000	1	1	2	1	0	2	1	0	0
Ecclesia College	11/19	17	4-6	.667	0-0	.000	1-1	1.000	4	1	5	3	1	0	1	2	9
Ozark Christian College	11/22	23	1-3	.333	0-0	.000	0-0	.000	3	5	8	1	2	1	2	2	2
Concordia-St. Paul	11/25							--DNP--									
Central Missouri	11/26	6	1-3	.333	0-0	.000	0-0	.000	3	2	5	0	0	1	0	2	2
at Southwest Baptist	12/1							--DNP--									
at Truman State	12/4							--DNP--									
at Quincy	12/6	13	1-1	1.000	0-0	.000	0-0	.000	0	3	3	0	1	1	1	1	2
Central Christian College	12/17																
Arkansas-Fort Smith	12/21																
Rockhurst	1/2																
William Jewell	1/4																
Missouri S&T	1/8																
Lincoln	1/10																
at Maryville	1/15																
at McKendree	1/17																
Ill. Springfield	1/22																
Indianapolis	1/24																
at Lewis	1/29																
at Upper Iowa	1/31																
Quincy	2/5																
Truman State	2/7																
at William Jewell	2/12																
at Rockhurst	2/14																
Southwest Baptist	2/19																
UMSL	2/26																
at Missouri S&T	2/28																

CAREER STATS

SEASON	GP-GS	Min	Avg	FG-A	Pct	3FG-A	Pct	FT-A	Pct	Off-Def-Rebs	Avg	PF-FO	Ast	Avg.	TO	Blk	Stl	Pts	Avg
2025-26	5-0	68	13.6	7-13	.538	0-0	.000	1-1	1.000	11-12-23	4.6	5-0	4	0.8	5	5	7	15	3.0
TOTAL	5-0	68	13.6	7-13	.538	0-0	.000	1-1	1.000	11-12-23	4.6	5-0	4	0.8	5	5	7	15	3.0



PLAYER PROFILES

10 BRENLEY HAGEWOOD

Freshman | Guard | 6-0 | 165
 Republic, Mo. | Republic HS



SEASON HIGHS

Points	--	--
Rebounds	1	2x, last vs. Ozark Christian (11/22)
Assists	--	--
Steals	--	--
Blocks	--	--
Field Goals	--	--
3-Pointers	--	--
Free Throws	--	--
Minutes	4	2x, last vs. Ozark Christian (11/22)

CAREER HIGHS

Points	--	--
Rebounds	1	2x, last vs. Ozark Christian (11/22/25)
Assists	--	--
Steals	--	--
Blocks	--	--
Field Goals	--	--
3-Pointers	--	--
Free Throws	--	--
Minutes	4	2x, last vs. Ozark Christian (11/22/25)

PRODUCTION TRACKER

	2025-26	Career
5+ Points	--	--
10+ Points	--	--
5+ Rebounds	--	--
10+ Rebounds	--	--
3+ Offensive Rebounds	--	--
5+ Assists	--	--
10+ Assists	--	--
Double-Doubles	--	--
Multiple Blocks	--	--
Multiple Steals	--	--

2025-26

Hagewood made his Drury debut against Ecclesia (Nov. 19), grabbing one rebound in four minutes of playing time...played four minutes of the Panthers' win over Ozark Christian (Nov. 22), recording one board in the 90-62 victory.

PERSONAL

Son of Dusty and Lindsey Hagewood...born on Aug. 9, 2006...plans to major in integrated business at Drury.

2025-26 GAME-BY-GAME STATS

OPPONENT	DATE	START	MIN	FG-FGA	PCT	3FG-FGA	PCT	FT-FTA	PCT	OFF	DEF	TOT	PF	A	T/O	BLK	STL	PTS
vs. Ohio Dominican	11/14								--DNP--									
vs. Thomas More	11/15								--DNP--									
Ecclesia College	11/19		4	0-2	.000	0-0	.000	0-0	.000	0	1	1	1	0	0	0	0	0
Ozark Christian College	11/22		4	0-3	.000	0-2	.000	0-0	.000	1	0	1	1	0	0	0	0	0
Concordia-St. Paul	11/25								--DNP--									
Central Missouri	11/26		2	0-0	.000	0-0	.000	0-0	.000	0	0	0	0	0	0	0	0	0
at Southwest Baptist	12/1								--DNP--									
at Truman State	12/4								--DNP--									
at Quincy	12/6								--DNP--									
Central Christian College	12/17																	
Arkansas-Fort Smith	12/21																	
Rockhurst	1/2																	
William Jewell	1/4																	
Missouri S&T	1/8																	
Lincoln	1/10																	
at Maryville	1/15																	
at McKendree	1/17																	
Ill. Springfield	1/22																	
Indianapolis	1/24																	
at Lewis	1/29																	
at Upper Iowa	1/31																	
Quincy	2/5																	
Truman State	2/7																	
at William Jewell	2/12																	
at Rockhurst	2/14																	
Southwest Baptist	2/19																	
UMSL	2/26																	
at Missouri S&T	2/28																	

CAREER STATS

SEASON	GP-GS	Min	Avg	FG-A	Pct	3FG-A	Pct	FT-A	Pct	Off-Def-Rebs	Avg	PF-FO	Ast	Avg.	TO	Blk	Stl	Pts	Avg
2025-26	3-0	10	3.3	0-5	.000	0-2	.000	0-0	.000	1-1-2	1.0	2-0	0	0.0	0	0	0	0	0.0
TOTAL	3-0	10	3.3	0-5	.000	0-0	.000	0-0	.000	1-1-2	1.0	2-0	0	0.0	0	0	0	0	0.0





PLAYER PROFILES

11 WYATT CARR

Freshman | Guard | 6-5 | 170
Lebanon, Mo. | Lebanon HS



SEASON HIGHS		
Points	4	vs. Ecclesia (11/19)
Rebounds	--	--
Assists	--	--
Steals	1	vs. Ozark Christian (11/22)
Blocks	--	--
Field Goals	1	vs. Ecclesia (11/19)
3-Pointers	--	--
Free Throws	2	vs. Ecclesia (11/19)
Minutes	4	2x, last vs. Ozark Christian (11/22)

CAREER HIGHS		
Points	4	vs. Ecclesia (11/19/25)
Rebounds	--	--
Assists	--	--
Steals	1	vs. Ozark Christian (11/22/25)
Blocks	--	--
Field Goals	1	vs. Ecclesia (11/19/25)
3-Pointers	--	--
Free Throws	2	vs. Ecclesia (11/19/25)
Minutes	4	2x, last vs. Ozark Christian (11/22/25)

PRODUCTION TRACKER		
	2025-26	Career
5+ Points	--	--
10+ Points	--	--
5+ Rebounds	--	--
10+ Rebounds	--	--
3+ Offensive Rebounds	--	--
5+ Assists	--	--
10+ Assists	--	--
Double-Doubles	--	--
Multiple Blocks	--	--
Multiple Steals	--	--

2025-26

Carr made his Drury debut against Ecclesia (Nov. 19), scoring four points in four minutes of playing time...recorded his first steal as a Panther in four minutes of action vs. Ozark Christian (Nov. 22).

PERSONAL

Son of John and Rachel Carr...born on April 14, 2006...plans to major in business economics at Drury.

2025-26 GAME-BY-GAME STATS

OPPONENT	DATE	START	MIN	FG-FGA	PCT	3FG-FGA	PCT	FT-FTA	PCT	OFF	DEF	TOT	PF	A	T/O	BLK	STL	PTS
vs. Ohio Dominican	11/14								--DNP--									
vs. Thomas More	11/15								--DNP--									
Ecclesia College	11/19	4	1-1	1.000	0-0	.000	2-2	1.000	0	0	0	0	0	0	0	0	0	4
Ozark Christian College	11/22	4	0-1	.000	0-1	.000	0-0	.000	0	0	0	0	0	0	0	0	1	0
Concordia-St. Paul	11/25								--DNP--									
Central Missouri	11/26	2	0-1	.000	0-0	.000	0-0	.000	0	0	0	0	0	0	0	0	0	0
at Southwest Baptist	12/1								--DNP--									
at Truman State	12/4								--DNP--									
at Quincy	12/6	1	0-0	.000	0-0	.000	0-0	.000	0	0	0	1	0	0	0	0	0	0
Central Christian College	12/17																	
Arkansas-Fort Smith	12/21																	
Rockhurst	1/2																	
William Jewell	1/4																	
Missouri S&T	1/8																	
Lincoln	1/10																	
at Maryville	1/15																	
at McKendree	1/17																	
Ill. Springfield	1/22																	
Indianapolis	1/24																	
at Lewis	1/29																	
at Upper Iowa	1/31																	
Quincy	2/5																	
Truman State	2/7																	
at William Jewell	2/12																	
at Rockhurst	2/14																	
Southwest Baptist	2/19																	
UMSL	2/26																	
at Missouri S&T	2/28																	

CAREER STATS

SEASON	GP-GS	Min	Avg	FG-A	Pct	3FG-A	Pct	FT-A	Pct	Off-Def-Rebs	Avg	PF-FO	Ast	Avg.	TO	Blk	Stl	Pts	Avg
2025-26	4-0	11	2.8	1-3	.333	0-1	.000	2-2	1.000	0-0-0	0.0	1-0	0	0.0	0	0	1	4	1.0
TOTAL	4-0	11	2.8	1-3	.333	0-1	.000	2-2	1.000	0-0-0	0.0	1-0	0	0.0	0	0	1	4	1.0



PLAYER PROFILES

13 LUKE STUBBS

R-Junior | Guard | 6-3 | 190
Kansas City, Mo. | Liberty HS

SEASON HIGHS

Points	8	at SBU (12/1)
Rebounds	3	2x, last at Truman (12/4)
Assists	3	vs. Concordia (11/25)
Steals	3	at Quincy (12/6)
Blocks	1	vs. Concordia (11/25)
Field Goals	3	5x, last at Quincy (12/6)
3-Pointers	1	3x, last at Truman (12/4)
Free Throws	1	2x, last at SBU (12/1)
Minutes	34	at Truman (12/4)

CAREER HIGHS

Points	15	vs. Ozarks (12/5/23)
Rebounds	5	at Upper Iowa (1/18/24)
Assists	5	at Indianapolis (12/2/23)
Steals	3	at Quincy (2/6/25)
Blocks	1	3x, last vs. Concordia (11/25/25)
Field Goals	6	at Ozarks (12/5/23)
3-Pointers	3	at Ozarks (12/5/23)
Free Throws	3	at Rockhurst (2/8/24)
Minutes	32	at Truman (12/4/25)

PRODUCTION TRACKER

	2025-26	Career
5+ Points	6	13
10+ Points	--	3
5+ Rebounds	--	1
10+ Rebounds	--	--
3+ Offensive Rebounds	--	--
5+ Assists	--	1
10+ Assists	--	--
Double-Doubles	--	--
Multiple Blocks	--	--
Multiple Steals	1	2

HONORS

- Academic All-GLVC (2022-23 and 2024-25)

2025-26

Stubbs drew an opening night start for the Panthers vs. Ohio Dominican (Nov. 14), scoring seven points and pulling down two rebounds in the 70-65 come-from-behind victory for DU...returned from a two-game absence due to injury with six points vs. Ozark Christian (Nov. 22), recording a pair of assists and two rebounds...scored a season-high eight points at SBU (Dec. 1) and matched his 2025-26 season best with three rebounds against Truman (Dec. 4).

PERSONAL

Son of Angie and Weldon Stubbs...born on Jan. 1, 2004...majoring in exercise physiology at Drury.

2025-26 GAME-BY-GAME STATS

OPPONENT	DATE	START	MIN	FG-FGA	PCT	3FG-FGA	PCT	FT-FTA	PCT	OFF	DEF	TOT	PF	A	T/O	BLK	STL	PTS
vs. Ohio Dominican	11/14	*	29	3-5	.600	1-2	.500	0-0	.000	1	1	2	2	0	4	0	1	7
vs. Thomas More	11/15								--DNP--									
Ecclesia College	11/19								--DNP--									
Ozark Christian College	11/22		17	3-8	.375	0-3	.000	0-0	.000	1	1	2	1	2	2	0	1	6
Concordia-St. Paul	11/25	*	22	1-4	.250	0-0	.000	0-0	.000	1	2	3	4	3	2	1	0	2
Central Missouri	11/26	*	19	2-6	.333	0-1	.000	1-2	.500	1	0	1	2	1	0	0	0	5
at Southwest Baptist	12/1	*	27	3-6	.500	1-2	.500	1-2	.500	0	1	1	3	2	1	0	0	8
at Truman State	12/4	*	32	3-8	.375	1-2	.500	0-2	.000	1	2	3	3	2	0	0	0	7
at Quincy	12/6	*	24	3-7	.429	0-1	.000	0-0	.000	0	0	0	2	0	2	0	3	6
Central Christian College	12/17																	
Arkansas-Fort Smith	12/21																	
Rockhurst	1/2																	
William Jewell	1/4																	
Missouri S&T	1/8																	
Lincoln	1/10																	
at Maryville	1/15																	
at McKendree	1/17																	
Ill. Springfield	1/22																	
Indianapolis	1/24																	
at Lewis	1/29																	
at Upper Iowa	1/31																	
Quincy	2/5																	
Truman State	2/7																	
at William Jewell	2/12																	
at Rockhurst	2/14																	
Southwest Baptist	2/19																	
UMSL	2/26																	
at Missouri S&T	2/28																	

CAREER STATS

SEASON	GP-GS	Min	Avg	FG-A	Pct	3FG-A	Pct	FT-A	Pct	Off-Def-Rebs	Avg	PF-FO	Ast	Avg.	TO	Blk	Stl	Pts	Avg
2023-24	25-1	312	12.5	42-102	.412	13-38	.342	8-10	.800	4-28-32	1.3	24-0	24	1.0	18	2	10	105	4.2
2024-25	3-0	28	9.3	3-11	.273	0-5	.000	1-1	1.000	0-1-1	0.3	2-0	5	1.7	0	0	2	7	2.3
2025-26	7-6	170	24.3	18-44	.409	3-11	.273	2-6	.333	5-7-12	1.7	17-0	10	1.4	11	1	5	41	5.9
TOTAL	35-7	510	14.6	63-157	.401	16-54	.296	11-17	.647	9-36-45	1.3	43-0	39	1.1	29	3	17	153	4.4





PLAYER PROFILES

20 HOGAN SMITH

R-Freshman | Forward | 6-5 | 175
Springfield, Mo. | Kickapoo HS



SEASON HIGHS

Points	--	--
Rebounds	--	--
Assists	--	--
Steals	--	--
Blocks	--	--
Field Goals	--	--
3-Pointers	--	--
Free Throws	--	--
Minutes	--	--

CAREER HIGHS

Points	--	--
Rebounds	--	--
Assists	--	--
Steals	--	--
Blocks	--	--
Field Goals	--	--
3-Pointers	--	--
Free Throws	--	--
Minutes	--	--

PRODUCTION TRACKER

	2025-26	Career
5+ Points	--	--
10+ Points	--	--
5+ Rebounds	--	--
10+ Rebounds	--	--
3+ Offensive Rebounds	--	--
5+ Assists	--	--
10+ Assists	--	--
Double-Doubles	--	--
Multiple Blocks	--	--
Multiple Steals	--	--

HONORS

- Academic All-GLVC (2024-25)

PERSONAL

Son of Craig and Laura Smith...born on June 18, 2005...plans to major in secondary education at Drury.

2025-26 GAME-BY-GAME STATS

OPPONENT	DATE	START	MIN	FG-FGA	PCT	3FG-FGA	PCT	FT-FTA	PCT	OFF	DEF	TOT	PF	A	T/O	BLK	STL	PTS
vs. Ohio Dominican	11/14								--DNP--									
vs. Thomas More	11/15								--DNP--									
Ecclesia College	11/19								--DNP--									
Ozark Christian College	11/22								--DNP--									
Concordia-St. Paul	11/25								--DNP--									
Central Missouri	11/26								--DNP--									
at Southwest Baptist	12/1								--DNP--									
at Truman State	12/4								--DNP--									
at Quincy	12/6								--DNP--									
Central Christian College	12/17																	
Arkansas-Fort Smith	12/21																	
Rockhurst	1/2																	
William Jewell	1/4																	
Missouri S&T	1/8																	
Lincoln	1/10																	
at Maryville	1/15																	
at McKendree	1/17																	
Ill. Springfield	1/22																	
Indianapolis	1/24																	
at Lewis	1/29																	
at Upper Iowa	1/31																	
Quincy	2/5																	
Truman State	2/7																	
at William Jewell	2/12																	
at Rockhurst	2/14																	
Southwest Baptist	2/19																	
UMSL	2/26																	
at Missouri S&T	2/28																	



PLAYER PROFILES

23 KANON GIPSON

R-Junior | Guard | 6-3 | 180

Rogersville, Mo. | Logan-Rogersville HS/Missouri State



SEASON HIGHS

Points	--	--
Rebounds	--	--
Assists	--	--
Steals	--	--
Blocks	--	--
Field Goals	--	--
3-Pointers	--	--
Free Throws	--	--
Minutes	--	--

CAREER HIGHS

Points	15	vs. Ozarks (12/5/23)
Rebounds	5	at Upper Iowa (1/18/24)
Assists	5	at Indianapolis (12/2/23)
Steals	2	at William Jewell (2/10/24)
Blocks	1	2x, last at Missouri S&T (2/22/24)
Field Goals	6	at Ozarks (12/5/23)
3-Pointers	3	at Ozarks (12/5/23)
Free Throws	3	at Rockhurst (2/8/24)
Minutes	20	at Indianapolis (12/2/23)

PRODUCTION TRACKER

	2025-26	Career
5+ Points	--	8
10+ Points	--	3
5+ Rebounds	--	1
10+ Rebounds	--	--
3+ Offensive Rebounds	--	--
5+ Assists	--	1
10+ Assists	--	--
Double-Doubles	--	--
Multiple Blocks	--	--
Multiple Steals	--	1

2025-26

Gipson sustained a preseason injury that is expected to sideline him for the entire 2025-26 season.

PERSONAL

Son of David and Julie Gipson...born on Feb. 12, 2003...majoring in organizational and leadership communication at Drury.

2025-26 GAME-BY-GAME STATS

OPPONENT	DATE	START MIN	FG-FGA	PCT	3FG-FGA	PCT	FT-FTA	PCT	OFF	DEF	TOT	PF	A	T/O	BLK	STL	PTS
vs. Ohio Dominican	11/14							--DNP--									
vs. Thomas More	11/15							--DNP--									
Ecclesia College	11/19							--DNP--									
Ozark Christian College	11/22							--DNP--									
Concordia-St. Paul	11/25							--DNP--									
Central Missouri	11/26							--DNP--									
at Southwest Baptist	12/1							--DNP--									
at Truman State	12/4							--DNP--									
at Quincy	12/6							--DNP--									
Central Christian College	12/17																
Arkansas-Fort Smith	12/21																
Rockhurst	1/2																
William Jewell	1/4																
Missouri S&T	1/8																
Lincoln	1/10																
at Maryville	1/15																
at McKendree	1/17																
Ill. Springfield	1/22																
Indianapolis	1/24																
at Lewis	1/29																
at Upper Iowa	1/31																
Quincy	2/5																
Truman State	2/7																
at William Jewell	2/12																
at Rockhurst	2/14																
Southwest Baptist	2/19																
UMSL	2/26																
at Missouri S&T	2/28																

CAREER STATS *at Missouri State

SEASON	GP-GS	Min	Avg	FG-A	Pct	3FG-A	Pct	FT-A	Pct	Off-Def-Rebs	Avg	PF-FO	Ast	Avg.	TO	Blk	Stl	Pts	Avg
2023-24*	8-0	7	0.9	0-1	.000	0-0	.000	0-0	.000	0-0-0	0.0	1-0	1	0.1	1	0	0	0	0.0
2024-25	24-2	302	12.6	33-81	.407	10-36	.278	24-33	.727	17-31-48	2.0	39-0	22	0.9	13	1	23	100	4.2
TOTAL	32-2	310	9.7	33-82	.402	10-36	.278	24-33	.727	17-31-48	1.5	40-0	23	0.7	14	1	23	100	3.1





PLAYER PROFILES

24 KESHAUN THOMAS

Freshman | Forward | 6-6 | 225
Quincy, Ill. | Quincy HS



SEASON HIGHS

Points	27	vs. Concordia (11/25)
Rebounds	10	2x, last vs. Concordia (11/25)
Assists	4	at Truman (12/4)
Steals	4	at Truman (12/4)
Blocks	1	at Truman (12/4)
Field Goals	9	vs. Concordia (11/25)
3-Pointers	1	3x, last vs. Concordia (11/25)
Free Throws	10	at Truman (12/4)
Minutes	33	at Truman (12/4)

CAREER HIGHS

Points	27	vs. Concordia (11/25/25)
Rebounds	10	2x, last vs. Concordia (11/25/25)
Assists	4	at Truman (12/4/25)
Steals	4	at Truman (12/4/25)
Blocks	1	at Truman (12/4/25)
Field Goals	9	vs. Concordia (11/25/25)
3-Pointers	1	3x, last vs. Concordia (11/25/25)
Free Throws	10	at Truman (12/4/25)
Minutes	33	at Truman (12/4/25)

PRODUCTION TRACKER

	2025-26	Career
5+ Points	8	8
10+ Points	7	7
5+ Rebounds	6	6
10+ Rebounds	2	2
3+ Offensive Rebounds	4	4
5+ Assists	--	--
10+ Assists	--	--
Double-Doubles	2	2
Multiple Blocks	--	--
Multiple Steals	4	4

2025-26

Thomas delivered a standout debut weekend as a Panther at the GLVC/G-MAC Conference Challenge (Nov. 14-15), including a 13-point, 7-rebound effort in his first collegiate action, a 70-65 win over Ohio Dominican...followed that with a game-high 19 points against Thomas More, finishing 8-of-17 from the floor...turned in his third-straight double-digit scoring effort with 12 points vs. Ecclesia (Nov. 19)...logged his first double-double as a Panther with a 16-point, 10-rebound effort in Drury's win over Ozark Christian (Nov. 22); also registered three steals and two assists...followed that effort with a second-straight double-double, scoring a career-best 27 points and grabbing 10 rebounds vs. Concordia-St. Paul (Nov. 25)...scored 18 of his game-high 24 points in the second half at Truman (Dec. 4), finishing 7-of-14 from the floor and 10-of-10 from the foul line; also grabbed eight rebounds and handed out four assists.

PERSONAL

Son of Rachelle Thomas...born on May 18, 2007...plans to major in business economics and psychology at Drury.

2025-26 GAME-BY-GAME STATS

OPPONENT	DATE	START MIN	FG-FGA	PCT	3FG-FGA	PCT	FT-FTA	PCT	OFF	DEF	TOT	PF	A	T/O	BLK	STL	PTS
vs. Ohio Dominican	11/14	25	5-13	.385	0-3	.000	3-5	.600	3	4	7	3	0	2	0	1	13
vs. Thomas More	11/15	*	31	8-17	.471	1-4	.250	2-3	.667	1	1	2	3	3	3	0	19
Ecclesia College	11/19	*	22	4-7	.571	0-2	.000	4-4	1.000	0	3	3	1	3	0	2	12
Ozark Christian College	11/22	*	19	6-8	.750	1-2	.500	3-4	.750	5	5	10	1	2	2	0	16
Concordia-St. Paul	11/25	*	32	9-17	.529	1-5	.200	8-9	.889	2	8	10	2	2	6	0	27
Central Missouri	11/26	*	15	0-7	.000	0-4	.000	0-0	.000	0	1	1	3	1	1	0	0
at Southwest Baptist	12/1	22	5-10	.500	0-1	.000	1-2	.500	3	2	5	1	1	0	0	0	11
at Truman State	12/4	*	33	7-14	.500	0-3	.000	10-10	1.000	4	4	8	3	4	1	1	24
at Quincy	12/6	*	17	2-7	.286	0-1	.000	4-8	.500	2	4	6	3	0	3	0	8
Central Christian College	12/17																
Arkansas-Fort Smith	12/21																
Rockhurst	1/2																
William Jewell	1/4																
Missouri S&T	1/8																
Lincoln	1/10																
at Maryville	1/15																
at McKendree	1/17																
Ill. Springfield	1/22																
Indianapolis	1/24																
at Lewis	1/29																
at Upper Iowa	1/31																
Quincy	2/5																
Truman State	2/7																
at William Jewell	2/12																
at Rockhurst	2/14																
Southwest Baptist	2/19																
UMSL	2/26																
at Missouri S&T	2/28																

CAREER STATS

SEASON	GP-GS	Min	Avg	FG-A	Pct	3FG-A	Pct	FT-A	Pct	Off-Def-Rebs	Avg	PF-FO	Ast	Avg.	TO	Blk	Stl	Pts	Avg
2025-26	9-7	216	24.0	46-100	.460	3-25	.120	35-45	.778	20-32-52	5.8	22-0	14	1.6	21	1	16	130	14.4
TOTAL	9-7	216	24.0	46-100	.460	3-25	.120	35-45	.778	20-32-52	5.8	22-0	14	1.6	21	1	16	130	14.4



PLAYER PROFILES

30 BRADY NICHOLSON

R-Freshman | Guard | 6-3 | 170
Ash Grove, Mo. | Ash Grove HS



SEASON HIGHS

Points	3	at Quincy (12/6)
Rebounds	2	vs. Ecclesia (11/19)
Assists	1	vs. Ecclesia (11/19)
Steals	--	--
Blocks	--	--
Field Goals	1	at Quincy (12/6)
3-Pointers	1	at Quincy (12/6)
Free Throws	--	--
Minutes	9	vs. Ecclesia (11/19)

CAREER HIGHS

Points	3	at Quincy (12/6/25)
Rebounds	2	vs. Ecclesia (11/19/25)
Assists	1	vs. Ecclesia (11/19/25)
Steals	--	--
Blocks	--	--
Field Goals	1	at Quincy (12/6/25)
3-Pointers	1	at Quincy (12/6/25)
Free Throws	--	--
Minutes	9	vs. Ecclesia (11/19/25)

PRODUCTION TRACKER

	2025-26	Career
5+ Points	--	--
10+ Points	--	--
5+ Rebounds	--	--
10+ Rebounds	--	--
3+ Offensive Rebounds	--	--
5+ Assists	--	--
10+ Assists	--	--
Double-Doubles	--	--
Multiple Blocks	--	--
Multiple Steals	--	--

2025-26

Nicholson made his Drury debut against Thomas More (Nov. 15), playing one minute in the Panthers' 71-59 victory over the Saints...also logged four minutes vs. Ecclesia (Nov. 19), handing out an assist and grabbing two rebounds...saw action in DU's win over Ozark Christian (Nov. 22), playing seven minutes...scored his first collegiate points at Quincy (Dec. 6), knocking down a three-pointer.

PERSONAL

Son of Jeremy and Lea Nicholson...born on March 10, 2006...father played collegiate basketball and football at Missouri State (2004-07)...plans to major in accounting at Drury.

2025-26 GAME-BY-GAME STATS

OPPONENT	DATE	START MIN	FG-FGA	PCT	3FG-FGA	PCT	FT-FTA	PCT	OFF	DEF	TOT	PF	A	T/O	BLK	STL	PTS
vs. Ohio Dominican	11/14							--DNP--									
vs. Thomas More	11/15	1	0-0	.000	0-0	.000	0-0	.000	0	0	0	0	0	0	0	0	0
Ecclesia College	11/19	9	0-3	.000	0-2	.000	0-2	.000	0	2	2	1	1	2	0	0	0
Ozark Christian College	11/22	7	0-5	.000	0-3	.000	0-0	.000	0	0	0	2	0	0	0	0	0
Concordia-St. Paul	11/25							--DNP--									
Central Missouri	11/26	2	0-0	.000	0-0	.000	0-0	.000	0	0	0	0	0	0	0	0	0
at Southwest Baptist	12/1							--DNP--									
at Truman State	12/4							--DNP--									
at Quincy	12/6	1	1-1	1.000	1-1	1.000	0-0	.000	0	0	0	0	0	0	0	0	3
Central Christian College	12/17																
Arkansas-Fort Smith	12/21																
Rockhurst	1/2																
William Jewell	1/4																
Missouri S&T	1/8																
Lincoln	1/10																
at Maryville	1/15																
at McKendree	1/17																
Ill. Springfield	1/22																
Indianapolis	1/24																
at Lewis	1/29																
at Upper Iowa	1/31																
Quincy	2/5																
Truman State	2/7																
at William Jewell	2/12																
at Rockhurst	2/14																
Southwest Baptist	2/19																
UMSL	2/26																
at Missouri S&T	2/28																

CAREER STATS

SEASON	GP-GS	Min	Avg	FG-A	Pct	3FG-A	Pct	FT-A	Pct	Off-Def-Rebs	Avg	PF-FO	Ast	Avg.	TO	Blk	Stl	Pts	Avg
2025-26	5-0	20	4.0	1-9	.111	1-6	.167	0-2	.000	0-2-2	0.4	3-0	1	0.2	2	0	0	3	0.6
TOTAL	5-0	20	4.0	1-9	.111	1-6	.167	0-2	.000	0-2-2	0.4	3-0	1	0.2	2	0	0	3	0.6





PLAYER PROFILES

34 ALADJI GASSAMA

R-Senior | Forward | 6-8 | 215
Bamako, Mali | De Smet Jesuit HS/Pepperdine



SEASON HIGHS

Points	6	vs. Ozark Christian (11/22)
Rebounds	7	at SBU (12/1)
Assists	1	vs. Ozark Christian (11/22)
Steals	1	at Quincy (12/6)
Blocks	4	vs. Ecclesia (11/19)
Field Goals	2	vs. Ozark Christian (11/22)
3-Pointers	--	--
Free Throws	3	2x, last vs. Central Missouri (11/26)
Minutes	20	vs. Ecclesia (11/19)

CAREER HIGHS

Points	7	vs. Central Christian (12/16/24)
Rebounds	9	vs. LIU (11/13/23)
Assists	2	vs. LIU (11/13/23)
Steals	1	4x, last at Quincy (12/6/25)
Blocks	4	vs. Ecclesia (11/19/25)
Field Goals	2	7x, last vs. Ozark Christian (11/22/25)
3-Pointers	-	-
Free Throws	5	vs. Central Christian (12/16/24)
Minutes	23	vs. LIU (11/13/23)

PRODUCTION TRACKER

	2025-26	Career
5+ Points	3	7
10+ Points	--	--
5+ Rebounds	1	5
10+ Rebounds	--	--
3+ Offensive Rebounds	2	6
5+ Assists	--	--
10+ Assists	--	--
Double-Doubles	--	--
Multiple Blocks	2	3
Multiple Steals	--	--

2025-26

Gassama drew starting assignments in each of the Panthers' first two games of the season at the GLVC/G-MAC Conference Challenge (Nov. 14-15), averaging 15.5 minutes and 2.5 boards...blocked a career-best four shots and scored five points vs. Ecclesia (Nov. 19)...scored a season-high six points and grabbed four rebounds against Ozark Christian (Nov. 22)...grabbed a season-high seven rebounds at SBU (Dec. 1).

PERSONAL

Son of Mike and Chrissy Nardini...born on Nov. 2, 2001...majoring in fine arts at Drury.

2025-26 GAME-BY-GAME STATS

OPPONENT	DATE	START	MIN	FG-FGA	PCT	3FG-FGA	PCT	FT-FTA	PCT	OFF	DEF	TOT	PF	A	T/O	BLK	STL	PTS
vs. Ohio Dominican	11/14	*	12	0-1	.000	0-0	.000	0-0	.000	1	0	1	3	0	1	1	0	0
vs. Thomas More	11/15	*	19	0-0	.000	0-0	.000	1-2	.500	3	1	4	2	0	1	1	0	1
Ecclesia College	11/19	*	20	1-2	.500	0-0	.000	3-6	.500	1	1	2	2	0	2	4	0	5
Ozark Christian College	11/22	*	17	2-4	.500	0-0	.000	2-3	.667	1	3	4	0	1	1	0	0	6
Concordia-St. Paul	11/25		7	1-2	.500	0-0	.000	0-0	.000	1	0	1	0	0	2	1	0	2
Central Missouri	11/26		13	1-1	1.000	0-0	.000	3-4	.750	0	1	1	2	0	1	0	0	5
at Southwest Baptist	12/1	*	15	0-1	.000	0-0	.000	2-4	.500	4	3	7	1	0	1	1	0	2
at Truman State	12/4		7	0-2	.000	0-1	.000	2-2	1.000	1	0	1	3	0	2	1	0	2
at Quincy	12/6		9	1-2	.500	0-0	.000	0-2	.000	2	0	2	3	0	0	2	1	2
Central Christian College	12/17																	
Arkansas-Fort Smith	12/21																	
Rockhurst	1/2																	
William Jewell	1/4																	
Missouri S&T	1/8																	
Lincoln	1/10																	
at Maryville	1/15																	
at McKendree	1/17																	
Ill. Springfield	1/22																	
Indianapolis	1/24																	
at Lewis	1/29																	
at Upper Iowa	1/31																	
Quincy	2/5																	
Truman State	2/7																	
at William Jewell	2/12																	
at Rockhurst	2/14																	
Southwest Baptist	2/19																	
UMSL	2/26																	
at Missouri S&T	2/28																	

CAREER STATS *at Pepperdine

SEASON	GP-GS	Min	Avg	FG-A	Pct	3FG-A	Pct	FT-A	Pct	Off-Def-Rebs	Avg	PF-FO	Ast	Avg.	TO	Blk	Stl	Pts	Avg
2022-23*	5-0	7	1.4	2-2	1.000	0-0	.000	0-0	.000	0-1-1	0.2	1-0	0	0.0	0	1	0	4	0.8
2023-24*	22-7	219	9.9	9-26	.346	0-0	.000	5-10	.500	19-17-36	1.6	38-1	5	0.2	12	3	2	23	1.0
2024-25	6-0	55	9.3	8-15	.533	0-0	.000	7-8	.875	6-11-17	2.8	10-0	2	0.3	4	1	1	23	3.8
2025-26	9-5	120	13.3	6-15	.400	0-1	.000	13-23	.565	14-9-23	2.6	16-0	1	0.1	11	11	1	25	2.8
TOTAL	42-12	401	9.5	25-58	.431	0-1	.000	25-41	.610	39-38-77	1.8	65-1	8	0.2	27	16	4	75	1.8



PLAYER PROFILES

35 ISAIAH OTYALUK

R-Freshman | Forward | 6-7 | 175

Cary, N.C. | Word of God Christian Academy/Chattanooga



SEASON HIGHS

Points	19	vs. Ecclesia (11/19)
Rebounds	2	4x, last at Quincy (12/6)
Assists	2	vs. Central Missouri (11/26)
Steals	1	3x, last vs. Ozark Christian (11/22)
Blocks	2	vs. Ecclesia (11/19)
Field Goals	7	vs. Ecclesia (11/19)
3-Pointers	4	vs. Ecclesia (11/19)
Free Throws	2	at Quincy (12/6)
Minutes	23	vs. Ecclesia (11/19)

CAREER HIGHS

Points	19	vs. Ecclesia (11/19/25)
Rebounds	2	4x, last at Quincy (12/6/25)
Assists	2	vs. Central Missouri (11/26/25)
Steals	1	3x, last vs. Ozark Christian (11/22/25)
Blocks	2	vs. Ecclesia (11/19/25)
Field Goals	7	vs. Ecclesia (11/19/25)
3-Pointers	4	vs. Ecclesia (11/19/25)
Free Throws	2	at Quincy (12/6/25)
Minutes	23	vs. Ecclesia (11/19/25)

PRODUCTION TRACKER

	2025-26	Career
5+ Points	2	2
10+ Points	1	1
5+ Rebounds	--	--
10+ Rebounds	--	--
3+ Offensive Rebounds	--	--
5+ Assists	--	--
10+ Assists	--	--
Double-Doubles	--	--
Multiple Blocks	1	1
Multiple Steals	--	--

2025-26

Otyaluk made his collegiate debut Nov. 15 in the Panthers' 71-59 win over Thomas More, playing 11 minutes and recording a key steal and dunk to help DU complete a perfect 2-0 weekend at the GLVC/G-MAC Conference Challenge...poured home a career-best 19 points on 7-of-10 shooting vs. Ecclesia (Nov. 19); knocked down 4-of-7 three-point attempts and blocked a pair of shots...totaled eight points, two boards and one steal against Ozark Christian (Nov. 22), a 90-62 DU victory.

PERSONAL

Son of Hakeem and Gina Otyaluk...born on Jan. 13, 2005...plans to major in organizational and leadership communication at Drury.

2025-26 GAME-BY-GAME STATS

OPPONENT	DATE	START MIN	FG-FGA	PCT	3FG-FGA	PCT	FT-FTA	PCT	OFF	DEF	TOT	PF	A	T/O	BLK	STL	PTS
vs. Ohio Dominican	11/14								--DNP--								
vs. Thomas More	11/15	11	1-6	.167	0-3	.000	0-0	.000	1	1	2	1	0	0	0	1	2
Ecclesia College	11/19	23	7-10	.700	4-7	.571	1-1	1.000	0	2	2	3	0	1	2	1	19
Ozark Christian College	11/22	16	4-12	.333	0-6	.000	0-0	.000	1	1	2	2	0	0	0	1	8
Concordia-St. Paul	11/25								--DNP--								
Central Missouri	11/26	14	1-3	.333	0-2	.000	0-0	.000	0	1	1	0	2	0	0	0	2
at Southwest Baptist	12/1	2	0-0	.000	0-0	.000	0-0	.000	0	0	0	0	0	0	0	0	0
at Truman State	12/4	12	1-4	.250	0-3	.000	0-0	.000	0	0	0	2	0	1	0	0	2
at Quincy	12/6	12	0-2	.000	0-2	.000	2-2	1.000	0	2	2	0	0	0	0	0	2
Central Christian College	12/17																
Arkansas-Fort Smith	12/21																
Rockhurst	1/2																
William Jewell	1/4																
Missouri S&T	1/8																
Lincoln	1/10																
at Maryville	1/15																
at McKendree	1/17																
Ill. Springfield	1/22																
Indianapolis	1/24																
at Lewis	1/29																
at Upper Iowa	1/31																
Quincy	2/5																
Truman State	2/7																
at William Jewell	2/12																
at Rockhurst	2/14																
Southwest Baptist	2/19																
UMSL	2/26																
at Missouri S&T	2/28																

CAREER STATS

SEASON	GP-GS	Min	Avg	FG-A	Pct	3FG-A	Pct	FT-A	Pct	Off-Def-Rebs	Avg	PF-FO	Ast	Avg.	TO	Blk	Stl	Pts	Avg
2025-26	7-0	90	12.9	14-37	.378	4-23	.174	3-3	1.000	2-7-9	1.3	8-0	2	0.3	2	2	3	35	5.0
TOTAL	7-0	90	12.9	14-37	.378	4-23	.174	3-3	1.000	2-7-9	1.3	8-0	2	0.3	2	2	3	35	5.0





PLAYER PROFILES

43

GEZIM BAJRAMI

Junior | Forward/Center | 6-9 | 260

Tampere, Finland | Omnia Basketball Academy/Frank Phillips College



SEASON HIGHS		
Points	7	2x, last at Quincy (12/6)
Rebounds	3	vs. Ozark Christian (11/22)
Assists	3	at Quincy (12/6)
Steals	1	2x, last at Quincy (12/6)
Blocks	--	--
Field Goals	3	vs. Ecclesia (11/19)
3-Pointers	1	3x, last at Quincy (12/6)
Free Throws	2	at Quincy (12/6)
Minutes	20	at Quincy (12/6)

CAREER HIGHS		
Points	7	2x, last at Quincy (12/6/25)
Rebounds	3	4x, last vs. Ozark Christian (11/22/25)
Asists	3	at Quincy (12/6/25)
Steals	1	4x, last at Quincy (12/6/25)
Blocks	2	vs. Air Force (11/10/23)
Field Goals	3	vs. Ecclesia (11/19/25)
3-Pointers	1	3x, last at Quincy (12/6/25)
Free Throws	4	at Columbia (11/21/23)
Minutes	21	at Pepperdine (11/13/23)

PRODUCTION TRACKER		
	2025-26	Career
5+ Points	2	4
10+ Points	--	--
5+ Rebounds	--	--
10+ Rebounds	--	--
3+ Offensive Rebounds	--	--
5+ Assists	--	--
10+ Assists	--	--
Double-Doubles	--	--
Multiple Blocks	--	1
Multiple Steals	--	--

2025-26

Bajrami made his Drury debut vs. Ecclesia (Nov. 19), going 3-of-4 from the floor to score seven points; also pulled down two rebounds and recorded an assist and a steal...scored three points and grabbed three rebounds in a DU career-high eight minutes against Ozark Christian (Nov. 22)...logged career highs of seven points and three assists at Quincy (Dec. 6).

PERSONAL

Son of Zymer and Hanife Bajrami...born on July 31, 2003...plans to major in business economics at Drury.

2025-26 GAME-BY-GAME STATS

OPPONENT	DATE	START	MIN	FG-FGA	PCT	3FG-FGA	PCT	FT-FTA	PCT	OFF	DEF	TOT	PF	A	T/O	BLK	STL	PTS
vs. Ohio Dominican	11/14								--DNP--									
vs. Thomas More	11/15								--DNP--									
Ecclesia College	11/19	4	3-4	.750	1-2	.500	0-0	.000	0	2	2	1	1	0	0	0	1	7
Ozark Christian College	11/22	8	1-3	.333	1-2	.500	0-0	.000	2	1	3	1	1	0	0	0	0	3
Concordia-St. Paul	11/25								--DNP--									
Central Missouri	11/26	2	0-1	.000	0-1	.000	0-0	.000	0	0	0	0	0	0	0	0	0	0
at Southwest Baptist	12/1								--DNP--									
at Truman State	12/4								--DNP--									
at Quincy	12/6	20	2-6	.333	1-4	.250	2-2	1.000	0	2	2	1	3	1	0	1	7	
Central Christian College	12/17																	
Arkansas-Fort Smith	12/21																	
Rockhurst	1/2																	
William Jewell	1/4																	
Missouri S&T	1/8																	
Lincoln	1/10																	
at Maryville	1/15																	
at McKendree	1/17																	
Ill. Springfield	1/22																	
Indianapolis	1/24																	
at Lewis	1/29																	
at Upper Iowa	1/31																	
Quincy	2/5																	
Truman State	2/7																	
at William Jewell	2/12																	
at Rockhurst	2/14																	
Southwest Baptist	2/19																	
UMSL	2/26																	
at Missouri S&T	2/28																	

CAREER STATS *at LIU

SEASON	GP-GS	Min	Avg	FG-A	Pct	3FG-A	Pct	FT-A	Pct	Off-Def-Rebs	Avg	PF-FO	Ast	Avg.	TO	Blk	Stl	Pts	Avg
2023-24*	16-2	158	9.9	7-34	.206	0-4	.000	11-22	.500	6-13-19	1.2	26-1	3	0.2	5	4	2	25	1.6
2025-26	4-0	34	8.5	6-14	.429	3-9	.333	2-2	1.000	2-5-7	1.8	3-0	5	1.3	1	0	2	17	4.3
TOTAL	20-2	193	9.6	13-48	.271	3-13	.231	13-24	.542	8-18-26	1.3	29-1	8	0.4	6	4	4	42	2.1



TV/RADIO ROSTER




COLIN HARDRICK
G • RSo. • Milwaukee, Wis.



ZACH HOWELL
G/F • RJr. • Springfield, Mo.



KEION EPPS
G • Fr. • Springfield, Mo.



KEVIN SARGEANT
F • Fr. • Missouri City, Texas



BRENLEY HAGEWOOD
G • Fr. • Republic, Mo.



WYATT CARR
G • Fr. • Lebanon, Mo.



LUKE STUBBS
G • Jr. • Kansas City, Mo.



HOGAN SMITH
F • RFr. • Springfield, Mo.



KANON GIPSON
G • RJr. • Rogersville, Mo.



KESHAUN THOMAS
F • Fr. • Quincy, Ill.



BRADY NICHOLSON
G • RFr. • Ash Grove, Mo.



ALADJI GASSAMA
F • RSr. • Bamako, Mali




ISAIAH OTYALUK
F • RFr. • Cary, N.C.




GEZIM BAJRAMI
F/C • Jr. • Tampere, Finland



CHRIS FOSTER
Head Coach



SAM BRISCOE
Assistant Coach



BRIAN PEARSON
Assistant Coach

