



DREXEL (13-14, 5-9) AT DELAWARE (12-15, 5-9)

February 20, 2025
Carpenter Center
Newark, Del.

MBB CONTACT: Mike Tuberosa
Associate A.D., Athletic Communications
E-mail: mt85@drexel.edu

2024-25 SCHEDULE

NOVEMBER			
Mon.	4	Georgian Court	W, 95-43
Sat.	9	Colgate	W, 73-56
Tue.	12	at Temple	L, 69-61
Sat.	16	La Salle	L, 71-68
Tue.	19	at Fairfield	W, 67-61
Fri.	22	at Fordham	W, 73-71

Sunshine Slam (Daytona Beach, Fla.)

Mon.	25	vs. Purdue Fort Wayne	L, 87-81
Tue.	26	vs. Chicago State	W, 83-71

DECEMBER			
Mon.	2	Bryant	L, 78-73
<i>Big Five Classic</i>			
Sat.	7	vs. Penn (at WFC)	W, 60-47
Sat.	14	at UAlbany	W, 77-70
Tue.	17	at Howard	W, 68-65
Sat.	21	Penn State (WFC)	L, 75-64

JANUARY			
Thu.	2	at Campbell*	L, 57-54
Sat.	4	at N.C. A&T*	W, 68-59
Thu.	9	at Stony Brook*	W, 67-51
Sat.	11	Towson*	L, 93-82 (OT)
Thu.	16	Elon*	L, 65-54
Mon.	20	Hofstra*	W, 60-55
Thu.	23	at Northeastern*	L, 70-61
Sat.	25	Delaware*	W, 67-54
Thu.	30	at Monmouth	L, 104-97 (2OT)

FEBRUARY			
Sat.	1	at Towson*	L, 55-54
Thu.	6	William & Mary*	W, 86-66
Sat.	8	UNCW*	L, 89-71 (2 OT)
Thu.	13	at Hampton*	L, 63-58
Sat.	15	at William & Mary*	L, 72-59
Thu.	20	at Delaware*	6:30 p.m.
Sat.	22	Charleston*	12 p.m.
Thu.	27	Hampton*	7 p.m.

MARCH			
Sat.	1	Monmouth*	2 p.m.
Fri-Tue 7-11 CAA Championships®			

Home games in BOLD
Neutral game in *italics*

*CAA opponent

*CAA Championships in Washington, D.C.

TODAY'S GAME

Drexel
Dragons



Head Coach
Zach
Spiker

Ithaca '00
Ninth
Season at
Drexel

All-Time vs. Delaware
Series tied, 65-65

TV/Web:
FloCollege



Delaware
Blue Hens

Head Coach
Martin
Ingelsby

Notre Dame '01
Ninth Year
at Delaware

DREXEL DRAGONS PROBABLE STARTERS

1

VICTOR
PANOV

6-7 | JR | F

PPG	RPG	APG	MPG
6.2	4.3	1.1	22.8



Notes:

- Scored 15 pts. vs. La Salle
- Started every game
- Averaging 6.2 ppg
- Making 46 pct. from floor
- Had 10 reb. at Stony Brook
- Played last yr. at Daytona St.

5

KOBE MAGEE

6-6 | JR | G

PPG	RPG	APG	MPG
13.8	5.4	1.9	33.1



Notes:

- Second on team in scoring
- Leads CAA in 3-pt. % (.456) and is shooting .472 overall
- Scored 28 points vs. Colgate
- Had six treys at Stony Brook
- Team's MIP last season

11

JASON "DEUCE" DRAKE

6-2 | JR | G

PPG	RPG	APG	MPG
10.4	2.9	3.0	25.2



Notes:


- Scored 25 pts. vs. W&M
- Had nine assists vs. W&M
- Had 21 points vs. UNCW
- Was 5-6 FG at UAlbany
- Played at Butler C.C. in 2024
- Attended Cleveland State

15

COLE HARGROVE

6-8 | JR | F

PPG	RPG	BPG	MPG
9.7	7.6	1.7	32.2



Notes:

- Has four double-doubles
- Averages 9.7 ppg, 7.6 rpg
- 19 pts., 8 reb. vs. Towson
- Had 15 reb. vs. Hofstra
- Scored 15 pts. vs. Temple
- Leads team with .568 FG%

23

YAME BUTLER

6-5 | SR | G

PPG	RPG	APG	MPG
14.1	4.8	1.7	31.3



Notes:

- Scored 28 vs. Bryant
- 18 pts in win vs. W&M
- Shooting .493 from floor
- Had 24 pts. at N.C. A&T
- Has seven career 20+ pt. games (30 vs. Hampton)

KEY RESERVES OFF THE BENCH

Player	PPG
0 Horace Simmons (R-Fr./F/6-6)	2.7
2 Josh Reed (Fr./G/6-2)	1.3
3 Kevon Vanderhorst (So./G/6-2)	3.8
4 Shane Blakeney (So./G/6-5)	7.1
6 Clem Edomwonyin (Fr./F/6-9)	0.8
13 Garfield Turner (Sr./F/6-8)	---
22 Villiam Garcia Adsten (So./F/6-8)	2.9
33 Ralph Akuta (Fr./F/7-1)	0.9

Scored five points off the bench at Hampton
Had eight rebounds and six assists vs. Georgian Ct.
Scored 14 points, all in second half, vs. PSU
Career-highs of 16 pts., nine reb. at Fairfield
Scored five points and had two reb. at Monmouth
Is out for the season with an injury
Had career-high 15 points at Monmouth
Had four points and three blocks vs. Penn State

CONNECT WITH US



@DrexelMBB

@drexelmbb

DrexelMensBasketball



HEAD COACH ZACH SPIKER

Ithaca '00 · Ninth Season at Drexel

Zach Spiker is in his ninth season as Drexel's Head Coach. Spiker, the 2023-24 Philadelphia Big 5 Coach of the Year, and his staff have rebuilt the Dragons' roster over the last few years and in 2021 saw their hard work pay off. Drexel won its first-ever CAA Championship and earned a bid to the NCAA Tournament for the first time in 25 years.

Last year, Drexel had one of its best seasons since joining the CAA. The Dragons won 20 games for the first time in more than a decade and for only the 11th time in school history. Spiker's squad earned a two-seed in the CAA Championships after a 13-5 regular season record. The Dragons won seven straight games to start CAA play, their best start since joining the league. Spiker's team played well in the DAC, winning 13 straight games and going 9-0 in

conference games. The Dragons have now posted three consecutive winning seasons and have now won 10 or more CAA games in three straight years, the first time that has happened at Drexel in more than a decade.

Prior to the 2023-24 season, the Dragons became part of the fabled Philadelphia Big 5. After suffering narrow losses in their first two Big 5 games, the Dragons defeated No. 18 Villanova in front of a crowd of 15,215 at Wells Fargo Center. It was Drexel's first win against a top 25 team since 2010 and only the fifth win against a nationally-ranked team in Drexel's Division I history. It was also only the second time in school history the Dragons defeated Villanova.

In 2022-23, Drexel finished 17-15 overall and advanced to the CAA quarterfinals. The Dragons went 10-8 in CAA play, including a come from behind win against Charleston, a team receiving votes nationally, at the DAC for the second consecutive year. Amari Williams picked up the second of his three straight CAA Defensive Player of the Year awards. He is the only player in league history to accomplish that feat.

The 2020-21 season was an unforgettable year. Games were canceled on numerous occasions by the pandemic, but the Dragons stayed discipline the entire year. The Dragons played just five home games due to other teams testing protocols, but that didn't deter them from their ultimate goal. Drexel knocked off James Madison in the final regular season game to earn the CAA's sixth-seed. The Dragons then returned to Harrisonburg for the Championships and proceeded to beat Charleston, Northeastern and Elon to win their first CAA title. Spiker's team shot a blistering 58 percent from long-range during the tournament as DU advanced to the Indianapolis Bubble for their first appearance in March Madness since 1996. Camren Wynter was named the CAA's Most Outstanding Player, while Zach Walton and James Butler were named to the All-Tournament team. The Dragons had their magical run end at the hands of Illinois in the NCAA Tournament.

The Dragons followed that season up with a 15-14 mark during the 2021-22 campaign. Spiker's squad finished the year with a 10-8 record in the CAA, the most conference wins by a Drexel team in 10 years. The Dragons were 5-4 in league road games. Spiker's team became just the second Drexel men's basketball team to finish above .500 in back-to-back seasons in the last 17 years. Wynter was a First Team All-CAA pick, while Williams was named the CAA's Defensive Player of the Year and a Third Team selection. Matey Juric became just the second Drexel men's basketball player to earn the CAA's prestigious Dean Ehlers Award.

Spiker was named the 26th head coach in Drexel history on March 25, 2016 and just the sixth since the school became a Division I member. In his six previous seasons at the school, Spiker has had 10 All-CAA selections. Two of his recruits have been named to the CAA All-Rookie Team including Wynter who was named the 2019 CAA Rookie of the Year. In his time at DU, the Dragons have had two players lead the league in 3-pt. percentage and Butler led the CAA in both rebounding and field-goal percentage.

During the 2019-20 season, the Dragons picked up their first in-season tournament victory in 17 years by winning the Boardwalk Battle in Atlantic City, N.J. Those were two of Drexel's seven non-conference wins, the most for the school in six years. In addition, Drexel won 10 games at the Daskalakis Athletic Center, marking the first time the team won 10 or more games at the DAC since the 2011-12 team won 15.

Spiker picked up his first victory at Drexel against Hartford in his first game at the DAC on Nov. 18, 2016. The Dragons have had some memorable wins in his time in University City. Drexel knocked off Houston, an NCAA Tournament team, at the Paradise Jam in 2017. Spiker's team made national headlines as it rallied from a 34-point deficit to defeat Delaware at the DAC on Feb. 22, 2018. That marked the biggest come-from-behind win in NCAA history.

The Dragons increased their CAA win total for the second straight year and averaged 75.8 points per game in 2018-19, their highest average since joining the league. Drexel picked up a 79-78 win at Charleston, which snapped the Cougars' 22-game home winning streak, the second longest in the nation at that time. Drexel finished the year with 237 treys, the third-highest total in school history. Spiker's first team holds the school record with 256 3-pointers.

Spiker came to the Dragons from Army West Point, where he spent seven seasons as the head coach of the Black Knights. He led Army West Point to its most wins in more than 30 years in his final season. Spiker won 102 games during his time at West Point, which is tied with Bob Knight for second all-time at the Academy. In his final season, Spiker led the Black Knights to a 19-14 record and earned Army's first postseason appearance since another Hall of Famer, Mike Krzyzewski, led them to the NIT in 1978. He is the only coach in Army history to win 15 or more games in four consecutive seasons, a mark the program has not achieved — even under multiple coaches — since 1920-24.

Spiker was selected as the 2016 Skip Prosser Man of the Year. He was named the 2013 Patriot League Coach of the Year award and was a finalist for the Hugh Durham Award, presented annually to the nation's top mid-major coach. Spiker was one of only seven coaches in the country to receive at least one vote for the Associated Press National Coach of the Year. urnament in 1978. He is the only coach in Army history to win 15 or more games in four consecutive seasons, a mark the program has not achieved — even under multiple coaches — since 1920-24.

2024-25 DREXEL ROSTER

NUMERICAL

NO.	NAME	POS.	CL.	HT.	WT.	HOMETOWN/HIGH SCHOOL/LAST SCHOOL
0	Horace Simmons	F	R-Fr.	6-6	210	Glenside, Pa./La Salle High School
1	Victor Panov	F	Jr.	6-7	235	St. Petersburg, Russia/DME/CS-Fullerton/Daytona State
2	Josh Reed	G	Fr.	6-2	180	Wyndmoor, Pa./Archbishop Wood
3	Kevon Vanderhorst	G	So.	6-2	170	Raleigh, N.C./Trinity Academy/Brunswick C.C.
4	Shane Blakeney	G	So.	6-5	195	Rock Hill, S.C./Legion Collegiate Academy
5	Kobe MaGee	G	Jr.	6-6	205	Allentown, Pa./ Executive Education Academy
6	Clem Edomwonyin	F	Fr.	6-9	210	East London, England/London Acad./South Kent
11	Jason Drake	G	Jr.	6-2	195	Oak Park, Mich./Ferndale/Cleveland State/Butler C.C.
13	Garfield Turner	F	Sr.	6-8	250	Gaithersburg, Md./Mt. Zion/Odessa College
15	Cole Hargrove	F	Jr.	6-8	250	Norristown, Pa./ Methacton
22	Villiam Garcia Adsten	G	So.	6-8	210	Stockholm, Sweden/Korrespondensgymnasiet/Pacific
23	Yame Butler	G	Sr.	6-5	210	Greenbelt, Md./Roosevelt/State Fair C.C.
25	Max Davis	G	Jr.	6-4	210	New York, N.Y/IMG Academy
33	Ralph Akuta	F	Fr.	7-1	265	Ijamsville, Md./Bishop Walsh/Hargrave

ALPHABETICAL

NO.	NAME	POS.	CL.	HT.	WT.	HOMETOWN/HIGH SCHOOL/LAST SCHOOL
33	Ralph Akuta	F	Fr.	7-1	265	Ijamsville, Md./Bishop Walsh/Hargrave
4	Shane Blakeney	G	So.	6-5	195	Rock Hill, S.C./Legion Collegiate Academy
23	Yame Butler	G	Sr.	6-5	210	Greenbelt, Md./Roosevelt/State Fair C.C.
25	Max Davis	G	Jr.	6-4	210	New York, N.Y/IMG Academy
11	Jason Drake	G	Jr.	6-2	195	Oak Park, Mich./Ferndale/Cleveland State/Butler C.C.
6	Clem Edomwonyin	F	Fr.	6-9	210	East London, England/London Acad./South Kent
22	Villiam Garcia Adsten	G	So.	6-8	210	Stockholm, Sweden/Korrespondensgymnasiet/Pacific
15	Cole Hargrove	F	Jr.	6-8	250	Norristown, Pa./ Methacton
5	Kobe MaGee	G	Jr.	6-6	205	Allentown, Pa./ Executive Education Academy
1	Victor Panov	F	Jr.	6-7	235	St. Petersburg, Russia/DME/CS-Fullerton/Daytona State
2	Josh Reed	G	Fr.	6-2	180	Wyndmoor, Pa./Archbishop Wood
0	Horace Simmons	F	R-Fr.	6-6	210	Glenside, Pa./La Salle High School
13	Garfield Turner	F	Sr.	6-8	250	Gaithersburg, Md./Mt. Zion/Odessa College
3	Kevon Vanderhorst	G	So.	6-2	170	Raleigh, N.C./Trinity Academy/Brunswick C.C.

Head Coach: Zach Spiker
Chief of Staff: Jason Allison

Assistant Coaches: Paul Fortier, Will Chavis, Frantz Massenat
Basketball Operations: Zack Duffy

PRONUNCIATION GUIDE

Yame Butler YAH-may
Kobe MaGee Muh-GHEE
Edomwonyin Eh-Dom-Won-Yin

ROSTER BY CLASS

Freshmen (4)
Akuta, Edomwonyin, Reed, Simmons (RF)

Sophomores (3)
Blakeney, Garcia Adsten, Vanderhorst

Juniors (5)
Davis, Drake, Hargrove, MaGee, Panov

Seniors (2)
Butler, Turner

ROSTER BY STATE

Maryland (3): Akuta, Butler, Turner
Michigan (1): Drake
New York (1): Davis
North Carolina (1): Vanderhorst
Pennsylvania (4): Hargrove, MaGee, Reed, Simmons
South Carolina (1): Blakeney

ROSTER BY COUNTRY

England (1): Edomwonyin
Russia (1): Panov
Sweden (1): Garcia Adsten
United States (11)

CAA PREDICTED ORDER OF FINISH

Team	Points
1. Towson (10)	166
2. Charleston (3)	157
3. UNCW (1)	143
4. Hofstra	122
5. Delaware	102
6. Northeastern	96
7. William & Mary	91
8. Monmouth	87
9. Stony Brook	80
10. N.C. A&T	67
11. Drexel	66
12. Elon	46
13. Campbell	27
14. Hampton	24

CAA STANDINGS (AS OF 2/19)

Team	CAA	Overall
Towson	13-1	18-9
UNCW	11-3	21-6
Charleston	10-4	20-7
Campbell	10-4	15-12
William & Mary	10-4	16-11
Northeastern	7-7	15-12
Elon	7-7	16-11
Monmouth	7-7	9-18
Hampton	6-8	14-13
Drexel	5-9	13-14
Delaware	5-9	12-15
Hofstra	4-10	12-15
Stony Brook	2-12	6-21
NC A&T	1-13	5-22

CAA PRESEASON TEAMS

(Voted on by Coaches and Media)

CAA Preseason First Team

Ante Brzovic, Charleston, Jr., F
 Gabe Dorsey, William & Mary, Sr., G/F
 Landon Glasper, N.C. A&T, Jr., G
 Kyrese Mullen, Hampton, Jr., F
 Tyler Tejada, Towson, So., G/F

CAA Preseason Second Team

C.J. Fulton, Charleston, Sr., F
 Christina May, Jr., G/F
 T.K. Simpkins, Elon, Jr., G
 Masai Troutman, Northeastern, Jr., G
 Jaret Valencia, Monmouth, R-So., F

CAA Preseason Player of the Year

Ante Brzovic, Charleston, Jr., F

Honorable Mention

Derrin Boyd, Gr., G, Charleston, Josh Corbin, Gr., G, UNCW, Jack Collins, Jr., G, Monmouth, Chase Lowe, Sr. G, William & Mary, Bo Montgomery, Gr., G, UNCW, Joe Octave, Gr., G, Stony Brook, Camian Shell, Jr., G, N.C. A&T, Jasin Sinani, Sr., G, Campbell, Dylan Williamson, R-So., G, Towson

**UPCOMING CAA SCHEDULE****Feb. 20**

Drexel at Delaware	6:30
Campbell at North Carolina A&T	7:00
Towson at Elon	7:00
UNCW at William & Mary	7:00
Monmouth at Hofstra	7:00
Stony Brook at Hampton	7:00
Charleston at Northeastern	7:00

Feb. 22

Charleston at Drexel	12:00
Towson at Campbell	2:00
UNCW at Hampton	2:00
Stony Brook at North Carolina A&T	2:00
Hofstra at Delaware	4:00
William & Mary at Elon	7:00

Feb. 24

Northeastern at Monmouth	7:00
--------------------------	------

Feb. 27

N.C. A&T at Northeastern	7:00
Hofstra at Stony Brook	7:00
William & Mary at Towson	7:00
Hampton at Drexel	7:00
Delaware at Charleston	7:00
Elon at Monmouth	7:00
UNCW at Campbell	7:00

Mar. 1

Monmouth at Drexel	2:00
Northeastern at William & Mary	2:00
N.C. A&T at Hofstra	4:00
Hampton at Towson	4:00
Elon at Stony Brook	6:00
Campbell at Charleston	6:00
Delaware at UNCW	7:00

PRESENTING SPONSOR

International Brotherhood of Electrical Worker's Local 98 is the presenting sponsor of the 2024-25 Drexel Men's Basketball season. IBEW Local 98 is a proud supporter of Drexel Athletics and Drexel University for the fifth-straight season.

PRESEASON PROGNOSTICATIONS

The CAA preseason pollsters picked the Dragons to finish 11th this season, despite the fact the Dragons finished 13-5 in the CAA a year ago. Towson received 10 of the 14 first-place votes and was picked to earn its first CAA title. The College of Charleston, last year's champion, was picked to finish second, while UNCW was picked to finish third.

AGAINST THE BLUE HENS

Its only fitting that heading into their final meeting as conference foes, the Blue Hens and Dragons have split the first 170 games of the series with each team winning 85. The series dates back to the 1911-12 season. The Dragons have won the last five meetings and the last six during the regular season. Delaware's last win came during the 2022 CAA Championship in Washington, D.C. Earlier this season in Philadelphia, the Dragons won 67-54 behind 22 points from Kobe MaGee.

THE PHILADELPHIA BIG 5

The Dragons became a member of the storied Philadelphia Big 5 in April of 2023. Drexel joined La Salle, Penn, Saint Joseph's, Temple and Villanova as members of the Big 5, which was formed in 1955.

The teams are in two pods of three. This season, like last year, the Dragons were in a pod with Temple and La Salle. Each team played a home and a road game in the pod before playing in a triple header at Wells Fargo Center. Drexel finished 1-2 in the Big 5 this year after defeating Penn, 60-47, in the first game of the tripleheader. The Dragons lost at home to La Salle and at Temple. Last season, the Dragons picked up their first-ever Big 5 win at Wells Fargo with a 57-55 win vs. No. 18 Villanova, the first DU win vs. Villanova since the 2007 team upset the 'Cats.

Wins Since 2019-20 (as of 2/17)

School	Wins	'24-25
Villanova	122	15-11
Drexel	91	13-14
Temple	82	14-12
La Salle	78	12-14
SJU	74	15-10
*Penn	62	6-16

*Did not play in 2020-21

AT THE DAC

Drexel has been a tough team to face at the DAC over the last few years. The Dragons got off to a slow start this year at home and are now 5-5 at the DAC after

falling to UNCW in double overtime. Last year, the Dragons were 13-1 at home and won 15 straight at the DAC before losing to La Salle on Nov. 16. In 2022-23, they posted a 12-3 mark at the DAC, including an 8-1 record in CAA play. The Dragons have had a winning record at the DAC in seven straight seasons. Spiker has a 74-49 mark at the DAC.

ROAD WINS

With the victory at Stony Brook, the Dragons picked up their sixth road win of the season. The six wins are tied for the most road wins the Dragons have had in a season under Spiker. Last year's team had six on its way to 20 wins overall. The 2021-22 team also had six road wins.

LAST TOP 25 VICTORY

On Dec. 2, 2023 the Dragons knocked off No. 18 Villanova at Wells Fargo Center, 57-55. Amari Williams had 12 points and five blocked shots, including the game-winner in the closing seconds, as Drexel defeated a top 25 team for the first time in 13 years (Louisville, '10). Drexel had lost five straight to nationally ranked teams. The win was just the fifth all-time against a nationally-ranked team and the second in 20 games against the Wildcats.

WINNING SEASONS

Last year the Dragons finished with a 20-12 record. It gave the team its fourth straight winning season under Spiker. Before last season, *the last time that happened at Drexel was 27 years ago, when the 1996-97 team went 22-9 to secure its sixth straight season above .500.* Drexel was 17-15 in 2023-24 and 15-14 in 2021-22. During the Covid-19 shortened year, Drexel was 12-8 and won the CAA. If you take out the Covid-19 season, Spiker's team has evened or improved its win total in each year. In CAA play, the Dragons have now won 10 games or more in three straight seasons, the first time they accomplished that feat since the 2011-12 season.

PLAYERS IN THE PROS

Since 2000-01, the Dragons have had more than 30 players sign professional contracts. Damion Lee is a member of the Phoenix Suns. Other players who have played over the last few years include Luke House, Samme Givens, Tramaine Isabell, Melik Martin, Dartaye Ruffin, Chaz Crawford, Frank Elegar, Zach Walton and Trevor John.

LOCAL PRODUCTS

The Dragons have made an increased emphasis on recruiting Philadelphia-area student athletes. This year's team has three players who played locally in high school. Horace Simmons attended La Salle High School. Cole Hargrove played at Methacton, while freshman Josh Reed attended Archbishop Wood.

DOES EXPERIENCE MATTER?

The Dragons were picked to finish 11th in the CAA after losing so many players a year ago. The 2024-25 roster is ranked 346th in the NCAA in Division I experience and last in the CAA with .71 years of experience. Only one other CAA team is ranked outside of the top 300 in experience (N.C. A&T)

SUCCESS IN THE NON-CONFERENCE

The Dragons finished the non-conference part of their schedule with an 8-5 record this season. The eight non-league wins are the most a Spiker coached team has had in a season. The last time Drexel won eight non-conference games came back during the 2013-14 season. In addition, Drexel was 4-1 in true non-conference road games this season.

WEEKLY AWARDS

The Dragons picked up their first Big 5 Player of the Week Award on Feb. 10. Jason "Deuce" Drake averaged 23 points and seven assists, while shooting 50 percent (16-32) from the floor and 6-for-10 from long range in two games. He had career-highs of 25 points and nine assists vs. William & Mary. Drake then followed that up with 21 points against UNCW.

NEWCOMERS

The Dragons' roster has seven new faces this year, but four of those have previous experience playing college basketball. Junior Victor Panov played at Daytona State last season after attending Cal State Fullerton. Point guard Jason "Deuce" Drake started at Butler Community College last year. He also played Division I basketball previously at Cleveland State. Sophomore Kevon Vanderhorst attended Brunswick Community College in 2023-24, the same school that produced former Dragon Leon Spencer. Villiam Garcia Adsten transferred to Drexel after playing last season at Pacific.

FIRST YEAR FRESHMEN

Drexel has three true freshmen on its roster. Josh Reed was an All-Catholic League performer at Archbishop Wood. Clem Edomwonyin continues the English pipeline. The 6-foot-9 forward follows in the footsteps of Mate Okros and Amari Williams. The third freshman is Ralph Akuta, who spent last season at Hargrave Military Academy, the same school that former DU standout Chaz Crawford attended.

QUITE THE DEBUT

Horace Simmons, Jr, who redshirted last year, had an unforgettable debut. The Archbishop Wood grad poured in 24 points and was 8-for-9 from long distance. The 24 points were the most in a debut since Brian Holden scored 29 points. Holden was a transfer from Boston University. No other freshman has scored that many in his debut since at least 1980.

BLOCK PARTY

Despite losing Amari Williams, who is fifth on Drexel's career blocked shots list, the Dragons are still rejecting shots at a high level. Drexel is averaging 4.7 blocks per game, which is more than last season (4.0). The Dragons blocked nine shots in their victory against Colgate on Nov. 9. That was the most for a Drexel team in a single game since the Dragons blocked 11 JMU shots in their 2018 CAA Tournament victory against the Dukes. Cole Hargrove led the way with four against Colgate, while Shane Blakeney had three. Drexel matched that total of nine blocks at N.C. A&T. Hargrove had four in that game and has a team-high 46 blocks.

IN THE COMMUNITY

Drexel has been very active over the last few years in the West Philadelphia community. The team organized a coat drive that has turned into an annual event. Members of the team were once again part of the Vidas Field Day held on Oct. 28. The event brought 200 children from a nearby local elementary school in for a field day which included games and lunch with members of SAAC and different Drexel teams.

On Martin Luther King, Jr. Day the last two seasons (this year the event was postponed due to weather), the team, along with more than 300 other volunteers through Drexel, participated in a day of service. It was part of Community Clean-Up Days in West Philadelphia.

Head coach Zach Spiker has been involved since he arrived on campus. He was named the 2021 Lindy Center for Civic Engagement Award winner. He was given the Staff Award for Campus and Community Engagement by the Lindy Center and became the only Drexel coach to win the award. It goes to one staff member each year that exhibits the tenets of good campus or community partnership in their efforts regardless of their university role. Spiker has been a vocal supporter and helped raise funds for the creation of the Center for Black Culture.

MILESTONE VICTORIES

The Dragons first-ever Big 5 win against Villanova was also the 200th career coaching victory for Zach Spiker. He won his first 102 games at Army. In late December, Spiker picked up another milestone. Drexel's win against Penn State Greater Allegheny was the 100th as the head coach of the Dragons.

CLOSE CALLS

The Dragons have played eight games that were either one possession games or that went to overtime. Drexel is 2-6 in those games with wins at Fordham and Howard. The Dragons are 0-5 in CAA games that were decided by three or less or that went to overtime. They have lost all three that went overtime, including two that went double overtime.

THE LAST TIME A DRAGON...

Scored 20 points	2-8-25, Jason Drake (21), UNCW
Scored 25 points	2-6-25, Jason Drake (25), W&M
Scored 30 points	12-22-23, Justin Moore (34), Bryant
Scored 40 points	1-25-18, Tramaine Isabell (40), Elon
Two scored 20	11-26-24, MaGee (23)/Butler (20), Chi. St.
Had 10 Reb.	2-8-25, Kobe MaGee (10), UNCW
Had 15 Reb.	11-16-24, Cole Hargrove (15), La Salle
Had 20 Reb.	2-12-96, Malik Rose (20) vs. Vermont
Had 8 assists	2-6-25, Jason Drake (9), W&M
Had 9 assists	2-6-25, Jason Drake (9), W&M
Had 10 assists	1-17-21, Cam Wynter (11), W&M
Had five steals	1-26-19, Camren Wynter (5), Delaware
Had five blocks	2-17-24, A. Williams (5), Campbell
Made five 3-ptrs.	1-9-25, Kobe MaGee (6), Stony Brook
Had double-double	2-8-25, Kobe MaGee (16-10), UNCW
Had a triple-double	2-9-02, Eric Schmieder, Delaware
Perfect FG% (5 att.)	12-8-18, James Butler (5-5) vs. UMBC
Perfect 3FG% (3 att.)	3-2-24, Yame Butler (3-3), N'earstern
Shot 100% FT (6)	1-30-25, Cole Hargrove, (7-7), Monmouth
	1-30-25, J. Drake (6-6), Monmouth

THE LAST TIME AN OPPONENT...

Scored 20 pts.	2-1-25, Tyler Tejada (20), Towson
Scored 25 pts.	1-30-25, Burr (40)/Bashir, Jr. (32), Monmouth
Scored 30 pts.	1-30-25, Burr (40)/Bashir, Jr. (32), Monmouth
Scored 40 pts.	1-30-25, Madison Burr (40), Monmouth
Two w/ 20	1-30-25, Burr (40)/Bashir, Jr. (32), Monmouth
Had 10 Reb.	2-13-25, Kyrese Mullen, Hampton
Had 15 Reb.	1-20-22, Michael Graham (17), Elon
Had 20 Reb.	2-24-18, Devontae Cacok (21), UNCW
Had 8 assists	11-25-24, Rasheed Bello (8), Purdue-FW
Had 9 assists	12-22-23, Earl Timberlake (10), Bryant
Had 10 assists	12-22-23, Earl Timberlake (10), Bryant
Had five steals	2-24-22, Shykeim Phillips (5), UNCW
Had five blocks	2-13-20, Nathan Knight (7), W&M
Made five 3-ptrs.	2-15-25, Gabe Dorsey (5), W&M
Double-Double	2-13-25, Kyrese Mullen (18-12), Hampton
Triple Double	12-22-23, E. Timberlake (15-11-10), Bryant
Perfect FG% (6 att.)	2-13-23, Darlinstone Dubar (7-7), Hof.
Perfect 3FG% (4 att.)	1-25-20, Tareq Coburn (4-4), Hofstra
Shot 100% FT (6 att.)	2-13-25, K. Mullen (6-6), Hampton

THE LAST TIME DREXEL...

Scored 100 points	1-30-25 at Monmouth (L, 104-97, 2 OT)
Scored 90 points	1-30-25 at Monmouth (L, 104-97, 2 OT)
Scored 80 points	2-6-25 vs. William & Mary (W, 86-66)
Scored less than 50 pts.	11-29-23 at Lafayette (W, 69-48)
Gave up 100 points	1-30-25 at Monmouth (L, 104-97, 2 OT)
Gave up 90 points	1-30-25 at Monmouth (L, 104-97, 2 OT)
Gave up 50 or fewer	12-7-24 vs. Penn (W, 60-47)
Gave up 40 or fewer	1-7-23 vs. Monmouth (W, 67-35)
Won by 20 pts.	2-6-25 vs. William & Mary (W, 86-66)
Won by 30 pts.	11-4-24 vs. Georgian Court (W, 95-43)
Shot 50 % FG	2-6-25 vs. William & Mary (.585, W, 86-66)
Won five straight	1-1-24 to 1-25-24 (seven games)
Played an OT game	2-8-25 vs. UNCW (L, 81-79, 2 OT)
Played a 2OT game	2-8-25 vs. UNCW (L, 81-79, 2 OT)
Played a 3OT game	12-4-13 vs. Cleveland St. (W, 85-83)

CAREER STATISTICS (AT DREXEL)

Player	Pts.	Reb.	Asts	Blk	St.	3FG
Y. Butler	717	214	87	15	39	65
MaGee	620	225	82	19	43	94
Hargrove	296	237	56	57	24	6
Turner	274	259	37	25	32	0
Drake	282	79	82	0	20	32
Blakeney	236	119	47	19	19	34
Panov	167	115	32	14	8	12
Garcia Adsten	79	59	18	10	7	12
Vanderhorst	64	21	9	2	6	5
Simmons	40	8	4	2	0	11
Edomwonyin	22	30	7	17	2	0
Reed	17	21	9	0	1	1
Akuta	10	9	2	4	1	0
Davis	0	1	0	0	0	0

SINGLE GAME INDIVIDUAL RECORDS

Points	44	John Rankin vs. Rider, 1-6-88
Points, Half:	31	M. Anderson vs. Lehigh, 2-17-88
Rebounds:	30	Steve Lilly vs. Muhlenberg, 1-5-72
Assists:	19	Todd Lehmann vs. Liberty, 2-5-90
Steals:	9	Chris O'Brien vs. Hofstra, 2-11-85
Blocks:	9	by four players
Field Goals:	16	Charles Morrow vs. Haverford, 2-26-58
	16	Greg Newman vs. F&M, 2-16-74
FG Att.	30	M. Anderson vs. Bucknell, 2-24-88
FG Pct.	1.00	M. Mitchell (8-8) vs. Hofstra, 2-15-84
Free Throws	20	Stanley Twoes vs. Saint Joseph's, 1919
FT Att.	28	Malik Rose vs. Hofstra, 2-5-95
FT Pct.	1.00	F. Massenat (15-15) at Towson, 2-14-12
		B. Holden (14-14) vs. Vermont, 2-11-93
		R. Battle (13-13) at Niagara, 12-21-02
		Damion Lee (13-13) at Hofstra, 1-21-15
3-Pt. FG	9	Mike Wisler vs. Hartford, 2-13-94
3-Pt. FG Att.	19	Mike DeRocckis vs. Towson, 2-3-98
3-Pt. %. (min.6)	1.00	Phil Goss (6-6) vs. Hofstra, 2-11-04

SINGLE GAME TEAM RECORDS

Points	118	vs. Bryn Athyn, 11-14-18
Most Pts. Half	65	vs. UNH, 1-11-96, Lafayette, 1-7-87
Least Pts., Half	10	vs. Lebanon Valley, 2-23-46
	10	at Charleston, 2-6-16
Combined Pts.	241	Siena 126, DU 115 (3 OT), 2-20-78
Opp. Most Pts.	126	Siena (3 OT), 2-20-78
Regulation	108	St. Joe's, 11-28-90, W&M, 1-30-17
Opp. Most in Half	64	Saint Joseph's, 11-28-90
FG Made	51	vs. Siena, 2-20-78 (3 OT)
FG Att.	104	vs. Siena, 2-20-78 (3 OT)
3-Pt. FG Made	17	vs. Delaware State, 12-17-22
3-Pt. FG Att.	41	vs. Kean, 12-18-16
FT Made	44	vs. Delaware, 2-26-05
FT Att.	58	vs. Towson, 3-3-96,
		vs. Delaware, 2-26-05
FT Pct.	1.000	vs. Charleston (19-for-19)

SPECIALTY STATISTICS (DREXEL LISTED FIRST)

Opponent	PIP	POT	2nd	FAST	BENCH	LC	TIES
Georgian Court	32-14	19-13	25-6	11-2	43-27	0	0
Colgate	30-14	11-2	2-7	11-8	12-12	0	0
Temple	26-30	2-11	18-11	3-9	7-9	6	5
La Salle	46-28	8-19	13-6	4-12	5-2	2	2
Fairfield	36-20	2-11	12-15	2-7	18-19	4	4
Fordham	32-40	14-11	8-10	11-16	19-17	13	4
Purdue F-W	48-42	4-16	19-8	7-7	26-25	4	3
Chicago State	44-26	21-22	18-15	9-7	13-39	6	1
Bryant	30-40	4-13	12-12	13-5	9-2	2	5
Penn	42-24	4-8	7-4	12-8	14-4	11	4
UAlbany	34-48	12-19	8-9	6-12	17-19	0	0
Howard	24-36	8-10	7-15	8-9	16-20	6	7
Penn State	26-46	8-12	12-16	9-17	22-15	3	1
at Campbell	32-26	14-8	7-7	3-4	7-9	17	3
at N.C. A&T	30-20	16-13	7-8	10-13	14-12	7	3
at Stony Brook	20-12	10-12	15-8	0-5	11-4	5	0
Towson	50-42	12-7	10-10	12-2	6-68	10	11
Elon	20-32	4-18	4-10	8-18	5-19	1	1
Hofstra	22-24	13-9	13-7	5-12	12-10	5	2
at Northeastern	38-34	18-19	13-20	7-7	12-6	4	2
Delaware	32-26	12-11	11-2	0-14	20-12	6	2
at Monmouth	38-36	7-12	22-16	7-22	32-14	7	10
Towson	22-20	5-10	8-15	0-2	13-11	3	3
William & Mary	34-28	9-14	9-7	3-18	22-16	2	1
UNCW	46-34	22-13	17-11	12-2	25-13	9	9
at Hampton	44-28	11-2	8-19	8-2	22-9	7	3
at William & Mary	32-24	15-4	6-8	7-10	19-11	6	8
at Delaware							
Charleston							
Hampton							
Monmouth							

PIP = Points in the Paint FAST = Fast Break Points

POT = Points off Turnovers BENCH = Bench Points

2nd Chance Points W/L = Drexel's outcome in game

DREXEL LEAD/DEFICIT COMPARISON

Opponent	Largest Lead	Largest Deficit	Game Result
Georgian Court	56 (3:17/2nd)	---	W, 95-43
Colgate	17 (:06/2nd)	---	W, 73-56
Temple	3 (13:20/1st)	12 (15:04/2nd)	L, 69-61
La Salle	1, (1:30/2nd)	16 (9:31/1st)	L, 71-68
Fairfield	16, (6:35/1st)	2 (8:16/2nd)	W, 67-61
Fordham	7 (1:22/2nd)	10 (16:06/1st)	W, 73-71
Purdue F-W	15 (5:19/1st)	15 (5:33/2nd)	L, 87-81
Chicago State	17 (2:24/2nd)	2 (14:42/1st)	W, 83-71
Bryant	1 (1:58/1st)	15 (13:31/2nd)	L, 78-73
Penn	15 (2:04/2nd)	4 (18:59/2nd)	W, 60-47
UAlbany	17 (3:15/1st)	---	W, 77-70
Howard	11 (13:08/2nd)	5 (9:36/1st)	W, 68-65
Penn State	13 (15:08/2nd)	7 (14:37/1st)	L, 75-64
at Campbell	9 (2:23/1st)	3 (:09/2nd)	L, 57-54
at N.C. A&T	12 (1:13/2nd)	3 (10:28/1st)	W, 68-59
at Stony Brook	16 (:36/2nd)	2 (18:46/1st)	W, 67-51
Towson	6 (17:16/2nd)	11 (:20/OT)	L, 93-82 (OT)
Elon	4 (18:41/1st)	11 (6:33/1st)	L, 65-54
Hofstra	5 (:04/2nd)	12 (19:45/2nd)	W, 60-55
at Northeastern	5 (13:31/2nd)	10 (1:39/2nd)	L, 70-61
Delaware	13 (:42/2nd)	4 (8:54/1st)	W, 67-54
at Monmouth	4 (15:39/1st)	18 (4:49/1st)	L, 104-97 (2OT)
Towson	12 (14:19/1st)	9 (2:36/1st)	L, 55-54
William & Mary	20 (:23/2nd)	4 (11:25/1st)	W, 86-66
UNCW	9 (7:36/2nd)	3 (19:32/1st)	L, 81-79 (2 OT)
at Hampton	5 (18:07/1st)	11 (15:01/2nd)	L, 63-58
at William & Mary	6 (2:14/1st)	13 (:07/2nd)	L, 72-59
at Delaware			
Charleston			
Hampton			
Monmouth			

DREXEL RECORD

Overall	13-14
In CAA Games	5-9
In Big 5 Games	1-2
At Home	5-6 (DAC 5-5)
Away	6-7
Neutral Sites	2-1
vs. the top 25	0-0
Leading at the Half	10-3
Trailing at the Half	3-10
Tied at the Half	0-1
In Overtime	0-3
Games decided by 10 or more points	7-4
Games decided by 6-10 points	3-4
Games decided by 5 points or less	3-6
Score 80 or more points	3-3
Score 70-79 points	3-2
Score 60-69 points	7-4
Score 50-59 points	0-5
Less than 50 points	0-0
Allow 80 or more	0-4
Allow 70-79 points	2-6
Allow 60-69 points	3-3
Allow 50-59 points	5-2
Allow Less than 50	2-0
Posting Higher FG%	13-3
Opp. Posts Higher FG%	0-11
FG% Same	0-0
Shoot 50% or above from the field	5-1
Shoot 46-49% from the field	4-3
Shoot 41-45% from the field	3-5
Shoot 36-40% from the field	1-4
Shoot 35% or lower	0-1
Allow 50% shooting or above	0-2
Allow 46-49% shooting from the field	2-5
Allow 41-45% shooting from the field	1-5
Allow 36-40% shooting from the field	5-2
Allow 35% shooting or lower	5-0
FT% better than opponent	5-4
FT % worse than opponent	7-10
FT% equal to opponent	1-0
FT% better than 90%	2-1
FT% 80-89%	4-0
FT% 70-79%	2-3
FT% less than 70%	5-10
Opponent FT% 90% or above	2-2
Opponent FT% 80-89%	3-2
Opponent FT% 70-79%	2-1
Opponent FT% less than 70%	5-10
Make 8 or more three pointers	7-4
Between 6-7 three pointers	4-5
Between 4-5 three pointers	1-4
Less than 4 three pointers	1-1
Opponents Make 8 or more three pointers	2-5
Between 6-7 three pointers	4-5
Between 4-5 three pointers	5-3
Less than 4 three pointers	2-1
Outrebounding Opponent	13-7
Outrebounded by Opponent	0-7
Rebounds are Equal	0-0
Fewer turnovers than Opponent	3-5
More turnovers than Opponent	10-8
Turnovers are Equal	0-1
Leading with 10:00 minutes left	12-1
Trailing with 10:00 minutes left	1-11
Tied with 10:00 minutes left	0-2
Leading with 5:00 minutes left	11-1
Trailing with 5:00 minutes left	2-13
Tied with 5:00 minutes left	0-0
Leading with 1:00 minute left	13-3
Trailing with 1:00 minute left	0-9
Tied with 1:00 minute left	0-2
On Monday	2-2
On Tuesday	3-1
On Wednesday	0-0
On Thursday	1-5
On Friday	2-0
On Saturday	5-6
On Sunday	0-0
In November	5-3
In December	3-2
In January	4-5
In February	1-4
vs. the AAC	0-1
vs. the America East	1-1
vs. the Atlantic 10	1-1
vs. the Big 10	0-1
vs. the Horizon League	0-1
vs. the Ivy League	1-0
vs. the MAAC	1-0
vs. the MEAC	1-0
vs. the Northeast Conference	1-0
vs. the Patriot League	1-0
vs. non-Division I	1-0

DREXEL INDIVIDUAL HIGHS

Points	28, Kobe MaGee vs. Colgate, 11-9-24
Reb.	28, Yame Butler vs. Bryant, 12-2-24
Off. Reb.	15, Cole Hargrove vs. La Salle, 11-16-24
Def. Reb.	7, three times
FG	11, Yame Butler vs. Bryant, 12-2-24
FGA	17, Jason Drake at Howard, 12-17-24
	17, Yame Butler vs. Bryant, 12-2-24
FG% (5)	.889 (8-9), Simmons, Georgian Court, 11-4-24
	.889 (8-9), Butler, Northeastern, 1-23-25
3FGM	8, H. Simmons, Georgian Court, 11-4-24
3FGA	10, Kobe MaGee at Temple, 11-23-24
3FG% (3)	.889 (8-9), Simmons, Georgian Court, 11-4-24
FTM	8, Yame Butler vs. Towson, 1-11-25
	8, Yame Butler vs. Chicago St., 11-26-24
FTA	15, Yame Butler vs. Towson, 1-11-25
FT% (5)	1.000 (7--7), Hargrove at Monmouth, 1-30-25
Assists	9, Jason Drake vs. W&M, 2-6-25
Blocks	4, Cole Hargrove vs. Colgate, 11-9-24
	4, Cole Hargrove at N.C. A&T, 1-4-25
Steals	4, Yame Butler vs. Towson, 1-11-25
Minutes	47:04, Yame Butler vs. UNCW, 2-8-25

DREXEL TEAM HIGHS

Points	97, at Monmouth, 1-30-25
Reb.	57, vs. Georgian Court, 11-4-24
Off. Reb.	23, at Monmouth, 1-30-25
Def. Reb.	41, vs. Georgian Court, 11-4-24
FG	33, vs. Purdue-FW, 11-25-24
FGA	81, at Monmouth, 1-30-25
FG%	.596 vs. Chicago State, 11-26-24
3FG	15, vs. Georgian Court, 11-4-24
3FGA	33, at Temple, 11-12-24
3FG % (5)	.625 (15-24), vs. Georgian Court, 11-4-24
FTM	21, at Monmouth, 1-30-25
FTA	27, vs. Towson, 1-11-25
FT% (15)	.917 (11-12), at Howard, 12-17-24
Assists	24, vs. Georgian Court, 11-4-24
Blocks	9, at N.C. A&T, 1-4-25
	9, vs. Colgate, 11-9-24
Steals	9, vs. Towson, 1-11-25
Turn	19, at UAlbany, 12-14-24
Low Turn.	8, at Hampton, 2-13-25

OPPONENT INDIVIDUAL HIGHS

Points	40, Madison Durr, Monmouth, 1-30-25
Reb.	15, Sean Moore, UNCW, 2-8-25
Off. Reb.	6, two times
Def. Reb.	12, Sean Moore, UNCW, 2-8-25
FG	11, Rafael Pinzon, Bryant, 12-2-24
FGA	33, Abdi Bashir, Jr., Monmouth, 1-30-25
FG% (5)	1.000 (5-5), Kyle Pulliam, W&M, 2-6-25
	1.000 (5-5), Caleb Embeya, Towson, 1-11-25
3FGM	8, Abdi Bashir, Jr., Monmouth, 1-30-25
3FGA	20, Abdi Bashir, Jr., Monmouth, 1-30-25
3FG% (3)	.833 (5-6), JB Frankel, Northeastern, 1-23-25
FTM	19, Madison Durr, Monmouth, 1-30-25
FTA	19, Madison Durr, Monmouth, 1-30-25
FT% (5)	1.00 (19-19), M. Durr, Monmouth, 1-30-25
Assists	8, Rasheed Bello, Purdue-FW, 11-25-24
Blocks	3, four times
Steals	4, four times
Minutes	49:44, Jack Collins, Monmouth, 1-30-25

OPPONENT TEAM HIGHS

Points	104, Monmouth, 1-30-25
Reb.	43, three times
Off. Reb.	19, Penn State, 12-21-24
Def. Reb.	32, Towson, 1-11-25
	32, Bryant, 12-2-24
FG	35, Towson, 1-11-25
FGA	68, Penn State, 12-21-24
	68, Monmouth, 1-30-25
FG%	.559 (33-59), Purdue-FW, 11-25-24
3FG	13, William & Mary, 2-15-25
3FGA	31, William & Mary, 2-15-25
3FG % (5)	.545 (6-11), Northeastern, 1-23-25
FTM	29, Monmouth, 1-30-25
FTA	37, Monmouth, 1-30-25
FT% (15)	.933 (14-15), UAlbany, 12-14-24
	.933 (14-15), Penn State, 12-21-24
Assists	19, Howard, 12-17-24
	19, Purdue-FW, 11-25-24
Blocks	8, Monmouth, 1-30-25
Steals	11, Northeastern, 1-23-25
Turn	16, two times
Low Turn.	3, Towson, 2-1-25

DREXEL INDIVIDUAL GAME LEADERS (INCLUDES TIES)

Led/tied for team lead in pts: MaGee (9), Butler (7), Drake (5), Blakeney (4), Hargrove (3), Garcia Adsten, Simmons
Led/tied for team lead in rebounds: Hargrove (16), MaGee (10), Butler (4), Panov (2), Blakeney, Reed
Led/tied for team lead in assists: Drake (15), Hargrove (9), Blakeney (6), MaGee (5), Butler (4), Panov (2), Garcia Adsten, Reed
Led/tied for lead in steals: Butler (11), MaGee (10), Blakeney (9), Drake (6), Hargrove (4), Panov (3), Akuta, Edomwonyin, Garcia Adsten
10+ pts: Butler (24), MaGee (20), Hargrove (13), Drake (11), Blakeney (9), Panov (5), Garcia Adsten (3), Simmons, Vanderhorst
20 points or more: Butler (4), MaGee (4), Drake (2), Simmons
30 points or more:
Double figure rebounds: Hargrove (6), MaGee (2), Butler, Panov
Double figure assists:
Double-doubles: Hargrove (4), MaGee (2), Butler



O HORACE SIMMONS

6-6 · R-Fr. · Forward · Glenside, Pa. · La Salle

- *Appeared in 15 games off the bench
- *Chips in with 2.7 points per game in just under seven minutes per game
- *Had one of the best statistical debuts in Drexel history on Nov. 4
- *Poured in a game-high 24 points and was 8-for-9 from behind the arc
- *His 24 points were the most by a Drexel player in his debut since 1992
- *His eight 3-pointers were the most for a Dragon since Trevor John made eight in a game during the 2018-19 season
- *Scored five points at Hampton
- *Played 12 minutes against Bryant and had four points
- *Grabbed four rebounds vs. Colgate and three at Campbell
- *Scored two points and had a rebound at Wells Fargo Center vs. Penn
- *Sat out last season as a redshirt
- *Three-time All-Catholic League performer at La Salle High School

CAREER HIGHS

	No.	Team	Most Rec.
Pts:	24	Georgian Court	
Reb:	4	Colgate	11/9/24
Asts:	2	Elon	1/16/25
Blk:	2	Georgian Court	
Stl:	1	Elon	1/16/25
FG:	8	Georgian Court	
FGA:	9	Georgian Court	
3FG:	8	Georgian Court	
3FGA:	9	Georgian Court	
FT:	1	2 times	1/16/25
FTA:	2	2 times	1/16/25
Min:	20	Georgian Court	

10+ Pts. - 1
20+ Pts. - 1

HORACE SIMMONS 2024-25 GAME-BY-GAME

Opp.	GS	Min	FG	3's	FT	O-D	Reb	F	A	T	S	B	TP
Georgian Court		20	8-9	8-9	0-0	0-0	0	0	0	1	0	2	24
Colgate		5	0-1	0-0	0-0	0-4	4	0	0	2	0	0	5
Temple		3	0-1	0-1	0-0	0-0	0	0	0	0	0	0	0
La Salle					DNP								
Fairfield		4	0-1	0-1	0-0	0-0	0	0	0	0	0	0	0
Fordham					DNP								
Purdue F-W		1	0-0	0-0	0-0	0-0	0	0	0	0	0	0	0
Chicago State		13	1-1	1-1	1-2	0-0	0	4	1	0	0	0	0
Bryant		12	1-3	1-1	1-2	0-1	1	3	0	0	0	0	4
Penn		3	1-1	0-0	0-0	0-1	1	1	0	1	0	0	2
UALbany		3	0-1	0-1	0-0	0-0	0	0	1	0	0	0	0
Howard		1	0-0	0-0	0-0	0-0	0	0	0	0	0	0	0
Penn State		4	0-2	0-0	0-0	0-0	0	1	0	0	0	0	0
Campbell		7	0-3	0-3	0-0	1-2	3	0	0	2	0	0	0
NC A&T					DNP								
Stony Brook					DNP								
Towson					DNP								
Elon		12	0-3	0-3	1-2	0-1	1	1	2	1	1	0	1
Hofstra					DNP								
Northeastern					DNP								
Delaware					DNP								
Monmouth					DNP								
Towson					DNP								
William & Mary					DNP								
UNCW					DNP								
Hampton		9	2-5	1-3	0-0	0-0	0	1	0	0	0	0	5
William & Mary		3	0-1	0-1	0-0	0-0	0	0	0	1	0	0	0
Delaware													
Charleston													
Hampton													
Monmouth													

SIMMONS - CAREER STATISTICS

				Field Goals		3-Point		F-Throws		Rebounds				Scoring						
SEASON	TEAM	GP-GS	MIN/AVG	FG-FGA	FG%	3FG-3FGA	3FG%	FT-FTA	FT%	OFF	DEF	TOT	AVG	PF-FO	A	TO	BLK	STL	PTS	AVG
2024-25	Drexel	15-0	101/6.7	13-32	.406	11-25	.440	3-6	.500	2	6	8	0.5	12-0	4	6	2	0	40	2.7
TOTAL		15-0	101/6.7	13-32	.406	11-25	.440	3-6	.500	2	6	8	0.5	12-0	4	6	2	0	40	2.7



1 VICTOR PANOV

6-7 · Jr. · F St. Petersburg, Russia · Daytona State

- *Started every game at forward for the Dragons
- *Scores 6.4 points per game and averages 4.2 rebounds
- *Shooting .455 from the floor and has 12 3-pointers
- *Had his best game of the season with 15 points vs. La Salle
- *Shot 7-for-10 from the floor in that game with four rebounds
- *Scored 14 points and knocked down two 3-pointers at Monmouth
- *Grabbed career-high 10 rebounds in a CAA win at Stony Brook
- *Scored 12 points in the road win at UAlbany
- *Started in his Drexel debut and scored 10 points against Georgian Court
- *Had eight points and eight rebounds in the win at Fairfield
- *Snared seven rebounds at Wells Fargo Center vs. Penn
- *A transfer from Daytona State where he was First Team All-Conference
- *Started his career at Cal State Fullerton and played in 11 games in 2022-23

CAREER HIGHS

	No.	Team	Most Rec.
Pts:	15	La Salle	11/16/24
Reb:	10	Stony Brook	1/9/25
Asts:	4	2 times	1/9/25
Blk:	3	Chicago St.	11/26/24
Stl:	2	Stony Brook	2/1/25
FG:	7	La Salle	11/16/24
FGA:	11	Monmouth	1/30/25
3FG:	2	Monmouth	1/30/25
3FGA:	5	Monmouth	1/30/25
FT:	4	Northeastern	1/23/25
FTA:	5	Northeastern	1/23/25
Min:	33	Fairfield	11/19/24

10+ Pts. - 5
20+ Pts. -

VICTOR PANOV 2024-25 GAME-BY-GAME

Opp.	GS	Min	FG	3's	FT	O-D	Reb	F	A	T	S	B	TP
Georgian Court *		16	3-5	1-2	3-3	0-1	1	1	1	0	0	0	10
Colgate *		18	0-0	0-0	0-0	0-2	2	0	0	0	0	0	0
Temple *		18	1-4	1-4	2-2	0-8	8	4	2	0	0	1	5
La Salle *		31	7-10	1-2	0-0	0-4	4	3	1	1	0	0	15
Fairfield *		33	4-9	0-4	0-0	1-7	8	1	2	0	0	1	8
Fordham *		20	3-6	0-1	0-0	2-1	3	1	1	0	0	0	6
Purdue F-W *		17	2-3	0-1	2-3	0-1	1	4	2	2	0	1	6
Chicago State *		27	3-6	0-1	3-5	0-3	3	0	2	0	0	3	9
Bryant *		24	3-4	1-2	1-2	2-4	6	4	4	2	0	0	8
Penn *		16	2-6	1-3	0-0	1-6	7	1	1	1	1	0	5
UAlbany *		31	5-8	1-2	1-2	1-3	4	2	2	4	0	1	12
Howard *		18	0-3	0-3	0-0	2-3	5	1	1	3	0	0	0
Penn State *		20	1-4	0-3	2-2	1-1	2	2	1	1	1	0	4
Campbell *		22	2-6	0-2	0-0	1-5	6	0	1	1	1	0	4
NC A&T *		17	2-5	1-1	0-0	4-1	5	3	0	2	0	0	5
Stony Brook *		28	2-7	0-1	1-2	7-3	10	1	3	2	2	2	5
Towson *		28	3-6	0-0	2-3	1-1	2	3	0	1	1	0	8
Elon *		24	2-6	0-2	0-0	0-4	4	2	0	0	0	2	4
Hofstra *		21	2-5	0-1	0-0	3-2	5	3	1	2	0	1	4
Northeastern *		29	3-7	1-4	4-5	1-2	3	1	0	1	1	0	11
Delaware *		29	3-5	0-1	0-0	2-5	7	1	1	1	1	0	6
Monmouth *		30	6-11	2-5	0-0	2-2	4	1	1	1	0	1	14
Towson *		27	2-6	1-4	0-0	1-1	2	1	0	2	1	1	5
William & Mary *		24	1-2	1-2	2-4	2-3	5	2	3	2	0	1	5
UNCW *		16	3-4	0-1	0-0	1-1	2	5	0	1	0	0	6
Hampton *		17	1-6	0-3	0-0	0-1	1	0	0	1	0	0	2
William & Mary *		13	0-1	0-1	0-0	3-2	5	2	1	0	1	0	0
Delaware													
Charleston													
Hampton													
Monmouth													

PANOV - CAREER STATISTICS

SEASON	TEAM	GP-GS	MIN/AVG	FG-FGA	FG%	3FG-3FGA	3FG%	FT-FTA	FT%	OFF	DEF	TOT	AVG	PF-FO	A	TO	BLK	STL	PTS	AVG
2022-23	CSF	11-0	79/7.2	5-22	.227	2-13	.154	3-4	.750	8	8	16	1.5	12-0	4	9	3	3	15	1.4
2024-25	Drexel	27-27	616/22.8	66-145	.455	12-56	.214	23-33	.697	38	77	115	4.3	50-1	32	31	14	8	167	6.2
TOTAL FOR Drexel		27-27	616/22.8	66-145	.455	12-56	.214	23-33	.697	38	77	115	4.3	50-1	32	31	14	8	167	6.2
TOTAL		38-27	695/18.3	71-167	.425	14-69	.203	26-37	.703	46	85	131	3.4	62-1	36	40	17	11	182	4.8

2 JOSH REED

6-2 • Fr. • G • Wyndmoor, Pa. • Archbishop Wood



- *Has appeared 13 games in his first season
- *Averages 1.3 points and 1.6 rebounds per contest
- *Played 25 minutes in the opener against Georgian Court
- *Tied for the team lead with eight rebounds and six assists in the game
- *Had his first career 3-pointer in Daytona against Purdue Fort Wayne
- *A freshman from Archbishop Wood High School
- *Was a First Team All-Catholic League selection
- *An All-State selection in his final season
- *Averaged 18.9 points, 8.3 rebounds and 3.4 assists as a senior

CAREER HIGHS

	No.	Team	Most Rec.
Pts:	5	Georgian Court	
Reb:	8	Georgian Court	
Asts:	6	Georgian Court	
Blk:			
Stl:	1	Fairfield	11/19/24
FG:	2	two times	
FGA:	7	Georgian Court	
3FG:	1	Purdue-FW	11/25/24
3FGA:	1	4 times	12/2/24
FT:	1	2 times	11/16/24
FTA:	4	2 times	11/16/24
Min:	25	Georgian Court	

10+ Pts. -
20+ Pts. -

JOSH REED 2024-25 GAME-BY-GAME

Opp.	GS	Min	FG	3's	FT	O-D	Reb	F	A	T	S	B	TP
Georgian Court		25	2-7	0-0	1-4	1-7	8	2	6	2	0	0	5
Colgate		14	2-6	0-1	0-0	0-1	1	0	1	1	0	0	4
Temple		7	0-1	0-1	0-0	0-1	1	1	1	0	0	0	0
La Salle		6	0-2	0-0	1-4	0-1	1	1	0	0	0	0	1
Fairfield		11	0-2	0-0	0-0	0-3	3	0	0	0	1	0	0
Fordham		3	0-0	0-0	0-0	1-0	1	0	0	1	0	0	0
Purdue F-W		5	1-1	1-1	0-0	0-0	0	1	0	1	0	0	3
Chicago State					DNP								
Bryant		6	0-3	0-1	0-0	1-1	2	1	1	2	0	0	0
Penn		8	0-0	0-0	0-0	0-1	1	1	0	0	0	0	0
UAlbany		4	0-0	0-0	0-0	0-2	2	0	0	0	0	0	0
Howard		3	1-1	0-0	0-0	0-1	1	0	0	0	0	0	0
Penn State		4	0-0	0-0	0-0	0-0	0	1	0	0	0	0	0
Campbell		5	1-2	0-1	0-0	0-0	0	0	0	0	0	0	2
NC A&T					DNP								
Stony Brook					DNP								
Towson					DNP								
Elon					DNP								
Hofstra					DNP								
Northeastern					DNP								
Delaware					DNP								
Monmouth					DNP								
Towson					DNP								
William & Mary					DNP								
UNCW					DNP								
Hampton					DNP								
William & Mary					DNP								
Delaware													
Charleston													
Hampton													
Monmouth													

REED - CAREER STATISTICS

				Field Goals		3-Point		F-Throws		Rebounds									Scoring	
SEASON	TEAM	GP-GS	MIN/AVG	FG-FGA	FG%	3FG-3FGA	3FG%	FT-FTA	FT%	OFF	DEF	TOT	AVG	PF-FO	A	TO	BLK	STL	PTS	AVG
2024-25	Drexel	13-0	101/7.8	7-25	.280	1-4	.250	2-8	.250	3	18	21	1.6	8-0	9	7	0	1	17	1.3
TOTAL		13-0	101/7.8	7-25	.280	1-4	.250	2-8	.250	3	18	21	1.6	8-0	9	7	0	1	17	1.3



3 KEVON VANDERHORST

6-2 · So. · G · Raleigh, N.C. · Brunswick C.C.

- *Missed the first 10 games of the season with an injury
- *Averaging 3.8 points off the bench
- *Scored 14 points, all in the second half, against Penn State
- *Was 2-for-3 from long range in that game at Wells Fargo Center
- *Had seven points and three rebounds in the win against Hofstra
- *Chipped in with eight points vs. Delaware
- *Had career-best three steals at Hampton
- *Appeared in his first game of the season at UAlbany
- *Played 10 minutes in the win vs. Albany, scoring six points
- *Attended Brunswick Community College last season
- *Was an NJCAA Division I Men's Basketball Honorable Mention All-American
- *Averaged 13 points and 4.4 assists per contest
- *Scored a career-high 26 points at Spartanburg Methodist
- *Shot just under 50 percent and had a 2.5-to-1 assist-to-turnover ratio
- *Graduated from Trinity Academy of Raleigh

CAREER HIGHS

	No.	Team	Most Rec.
Pts:	14	Penn State	12/21/24
Reb:	3	3 times	1/25/25
Asts:	2	Penn State	12/21/24
Blk:			
Stl:	3	Hampton	2/13/25
FG:	4	2 times	1/25/25
FGA:	8	Delaware	1/25/25
3FG:	2	Penn State	12/21/24
3FGA:	3	2 times	2/6/25
FT:	4	2 times	12/21/24
FTA:	6	UAlbany	12/14/24
Min:	21	Northeastern	1/23/25


10+ Pts. - 1
20+ Pts. -

2024-25 GAME-BY-GAME

Opp.	GS	Min	FG	3's	FT	O-D	Reb	F	A	T	S	B	TP
Georgian Court				Injured									
Colgate				Injured									
Temple				Injured									
La Salle				Injured									
Fairfield				Injured									
Fordham				Injured									
Purdue F-W				Injured									
Chicago State				Injured									
Bryant				Injured									
Penn				Injured									
UAlbany		10	1-2	0-0	4-6	0-0	0	0	0	0	0	0	6
Howard		11	1-3	0-1	0-0	0-1	1	2	0	0	0	0	2
Penn State		17	4-6	2-3	4-4	2-0	2	1	2	3	0	0	14
Campbell		18	1-4	0-0	1-2	1-1	2	1	1	0	1	1	3
NC A&T		6	1-3	0-2	0-2	0-0	0	1	0	1	0	0	2
Stony Brook		15	2-4	1-1	0-0	1-2	3	1	1	0	0	0	5
Towson		9	0-3	0-0	0-0	1-1	2	1	1	0	0	0	0
Elon		7	2-3	0-0	0-0	0-0	0	1	0	0	0	0	4
Hofstra		19	2-5	1-2	2-2	1-2	3	0	1	1	1	1	7
Northeastern		21	2-5	0-1	2-2	1-1	2	0	1	2	0	0	6
Delaware		12	4-8	0-2	0-0	3-0	3	0	0	0	0	0	8
Monmouth		11	0-3	0-0	0-0	0-1	1	2	1	0	1	0	0
Towson		3	0-1	0-1	0-2	0-0	0	1	0	0	0	0	0
William & Mary		9	1-3	1-3	0-0	0-1	1	0	0	1	0	0	3
UNCW		3	0-1	0-1	0-0	0-0	0	0	0	0	0	0	0
Hampton		16	2-5	0-2	0-0	0-1	1	2	1	1	3	0	4
William & Mary		8	0-3	0-2	0-0	0-0	0	0	1	1	0	0	0
Delaware													
Charleston													
Hampton													
Monmouth													

VANDERHORST - CAREER STATISTICS

				Field Goals		3-Point		F-Throws		Rebounds										Scoring	
SEASON	TEAM	GP-GS	MIN/AVG	FG-FGA	FG%	3FG-3FGA	3FG%	FT-FTA	FT%	OFF	DEF	TOT	AVG	PF-FO	A	TO	BLK	STL	PTS	AVG	
2024-25	Drexel	17-0	196/11.5	23-62	.371	5-21	.238	13-20	.650	10	11	21	1.2	12-0	9	11	2	6	64	3.8	
TOTAL		17-0	196/11.5	23-62	.371	5-21	.238	13-20	.650	10	11	21	1.2	12-0	9	11	2	6	64	3.8	



4 SHANE BLAKENEY

6-5 • So. • G • Rock Hill, S.C. • Legion Collegiate Academy

- *Averaging 7.1 points and 3.8 rebounds as Drexel's sixth man
- *Scored in double figures nine times this season
- *Had 15 points on 5-for-8 shooting with three 3's at William & Mary
- *Hit a 3-pointer with 0.9 seconds to go to force overtime at Monmouth
- *Had 10 points, three blocks and two assists in that game
- *Recorded career-highs of 16 points and nine rebounds in win at Fairfield
- *Shot 3-for-6 from long range in that game against the Stags
- *Scored 13 points, had five rebounds against UNCW and Fordham
- *Chipped in with 11 points at UAlbany, at Towson and at Hampton
- *Had nine points and five rebounds in CAA win at N.C. A&T
- *Played 24 minutes vs. Colgate, scoring eight points and blocking three shots
- *Appeared in 22 games off the bench last season
- *Played an average of 5.5 minutes per game and chipped with 2.0 ppg
- *Poured in a season-high 12 points against North Carolina A&T

CAREER HIGHS

	No.	Team	Most Rec.
Pts:	16	Fairfield	11/19/24
Reb:	9	Fairfield	11/19/24
Asts:	4	2 times	2/13/25
Blk:	3	2 times	1/30/25
Stl:	3	UNCW	2/8/25
FG:	6	Fordham	11/22/24
FGA:	13	Bryant	12/2/24
3FG:	3	3 times	2/15/25
3FGA:	7	2 times	12/2/24
FT:	4	UAlbany	12/14/24
FTA:	5	Fairfield	11/19/24
Min:	37	UNCW	2/8/25

2024-25 SEASON HIGHS

	No.	Team	Most Rec.
Pts:	16	Fairfield	11/19/24
Reb:	9	Fairfield	11/19/24
Asts:	4	2 times	2/13/25
Blk:	3	2 times	1/30/25
Stl:	3	UNCW	2/8/25
FG:	6	Fordham	11/22/24
FGA:	13	Bryant	12/2/24
3FG:	3	2 times	2/15/26
3FGA:	7	2 times	12/2/24
FT:	4	UAlbany	12/14/24
FTA:	5	Fairfield	11/19/24
Min:	37	UNCW	2/8/25

10+ Pts. - 10 (9)

20+ Pts. -

2024-25 GAME-BY-GAME

Opp.	GS	Min	FG	3's	FT	O-D	Reb	F	A	T	S	B	TP
Georgian Court		19	2-5	1-1	0-0	2-4	6	2	1	0	0	0	5
Colgate		24	2-8	2-5	2-2	0-3	3	1	2	2	1	3	8
Temple		27	3-12	1-7	0-0	0-3	3	0	1	0	0	0	7
La Salle		16	1-5	0-1	0-0	0-2	2	2	1	1	0	0	2
Fairfield		28	5-9	3-6	3-5	3-6	9	2	0	4	0	1	16
Fordham		28	6-8	1-2	0-0	0-5	5	2	2	2	1	2	13
Purdue F-W		31	5-12	1-5	1-1	0-4	4	0	1	2	0	1	12
Chicago State		29	2-4	1-2	0-0	1-6	7	1	1	7	0	0	5
Bryant		32	1-13	0-7	2-2	1-3	4	1	4	3	2	0	4
Penn		29	4-9	1-2	0-0	0-2	2	3	3	1	2	0	9
UAlbany		23	3-6	1-1	4-4	0-1	1	2	1	2	2	0	11
Howard		15	0-5	0-2	2-2	2-2	4	1	1	1	0	0	2
Penn State		21	0-3	0-2	0-0	0-3	3	0	3	0	0	0	0
Campbell		20	1-7	0-5	0-0	0-2	2	2	2	0	2	0	2
NC A&T		27	4-12	1-6	0-1	0-5	5	0	0	0	1	1	9
Stony Brook		16	1-3	0-1	0-0	0-3	3	0	1	0	0	1	2
Towson		25	2-8	2-3	0-0	1-2	3	1	0	1	1	1	6
Elon		8	0-1	0-1	0-0	0-0	0	1	0	0	0	0	0
Hofstra		26	2-6	0-2	1-3	1-2	3	3	2	1	0	0	5
Northeastern		24	2-8	0-3	0-0	2-2	4	2	2	1	1	0	4
Delaware		35	2-10	0-2	0-1	2-4	6	0	2	1	1	0	4
Monmouth		34	4-8	2-4	0-0	1-3	4	2	2	0	0	3	10
Towson		28	4-10	1-4	2-2	0-3	3	1	0	1	0	1	11
William & Mary		20	2-5	2-5	0-0	0-4	4	3	2	1	1	0	6
UNCW		37	5-10	1-3	2-4	0-5	5	1	3	1	3	1	13
Hampton		27	5-9	1-2	0-0	2-3	5	3	4	2	0	1	11
William & Mary		24	5-8	3-6	2-2	0-2	2	1	0	1	1	1	15
Delaware													
Charleston													
Hampton													
Monmouth													

BLAKENEY - CAREER STATISTICS

				Field Goals		3-Point		F-Throws		Rebounds				Scoring						
SEASON	TEAM	GP-GS	MIN/AVG	FG-FGA	FG%	3FG-3FGA	3FG%	FT-FTA	FT%	OFF	DEF	TOT	AVG	PF-FO	A	TO	BLK	STL	PTS	AVG
2023-24	Drexel	22-0	120/5.5	15-39	.385	9-26	.346	5-7	.714	2	15	17	0.8	10-0	6	4	2	0	44	2.0
2024-25	Drexel	27-1	672/24.9	73-204	.358	25-90	.278	21-29	.724	18	84	102	3.8	37-0	41	35	17	19	192	7.1
TOTAL		49-1	793/16.2	88-243	.362	34-116	.293	26-36	.722	20	99	119	2.4	47-0	47	39	19	19	236	4.8



5 KOBE MAGEE

6-6 · Jr. · Guard · Allentown, Pa. · Executive Education

- *Returning starter who averages 13.8 points per game
- *Has scored in double figures in 20 games and has four games of 20 or more
- *Leads the CAA in 3-point percentage at .456
- *Hit 3-pointer at buzzer to force double overtime vs. UNCW
- *Had a double-double in the game (16 pts., 10 reb.) and had four 3-pointers
- *Sank 16 of his last 30 3-point attempts
- *Has made at least one 3-pointer in all but three games this season
- *Had a career night vs. Colgate, pouring in a career-best 28 points.
- *Scored 24 points and was 6-for-8 from behind the arc at Stony Brook
- *Had his first double-double with 11 points and 12 rebounds at Towson
- *Scored 23 points and had nine rebounds vs. Chicago St. (9-for-13 shooting)
- *Played in all 32 games off the bench for the Dragons last season
- *Named the Samuel D. Cozen Award winner (team's most improved player).
- *Averaged 6.3 points overall and 7.1 points in conference play
- *Scored a season-best 18 points against Princeton and had five rebounds

CAREER HIGHS

	No.	Team	Most Rec.
Pts:	28	Colgate	11/9/24
Reb:	12	Towson	2/1/25
Asts:	4	Howard	12/17/24
Blk:	2	2 times	11/19/23
Stl:	3	Purdue-FW	11/25/24
FG:	10	Colgate	11/9/24
FGA:	16	2 times	1/16/25
3FG:	6	2 times	1/9/25
3FGA:	10	Temple	11/12/24
FT:	4	3 times	12/7/24
FTA:	4	4 times	12/7/24
Min:	47:03	UNCW	2/8/25

2024-25 SEASON HIGHS

	No.	Team	Most Rec.
Pts:	28	Colgate	11/9/24
Reb:	12	Towson	2/1/25
Asts:	4	Howard	12/17/24
Blk:	1	4 times	2/6/25
Stl:	3	Purdue-FW	11/25/24
FG:	10	Colgate	11/9/24
FGA:	16	3 times	1/25/25
3FG:	6	2 times	11/9/25
3FGA:	10	Temple	11/12/24
FT:	4	Penn	12/7/24
FTA:	5	Northeastern	1/23/25
Min:	47:03	UNCW	2/8/25

10+ Points - 27 (20)

20+ Points - 4 (4)

Double-Doubles - 2

2024-25 GAME-BY-GAME

Opp.	GS	Min	FG	3's	FT	O-D	Reb	F	A	T	S	B	TP
Georgian Court	*	20	5-9	4-8	0-0	1-2	3	2	1	4	1	0	14
Colgate	*	31	10-12	6-8	2-2	2-7	9	3	2	1	2	0	28
Temple	*	36	6-13	3-10	2-4	1-3	4	4	3	0	0	0	17
La Salle	*	38	3-12	2-7	2-2	0-1	1	1	3	1	1	1	10
Fairfield	*	34	4-10	3-5	1-1	0-4	4	2	2	4	1	0	12
Fordham	*	24	4-7	2-4	3-3	0-4	4	0	3	1	2	0	13
Purdue F-W	*	32	6-10	2-5	1-1	3-2	5	1	1	4	3	1	15
Chicago State	*	36	9-13	4-7	1-2	3-6	9	2	2	3	1	0	23
Bryant	*	38	5-16	4-9	0-0	1-6	7	3	2	0	1	0	14
Penn	*	33	4-12	0-3	4-4	3-2	5	0	2	3	1	0	12
UAlbany	*	27	7-13	2-4	1-2	1-4	5	1	0	2	0	0	17
Howard	*	31	3-10	2-5	1-2	0-5	5	0	4	0	1	0	9
Penn State	*	22	3-8	2-6	0-1	0-1	1	1	3	1	2	0	8
Campbell	*	33	6-15	3-9	0-0	1-5	6	1	1	1	0	0	15
NC A&T	*	34	3-7	1-4	2-2	1-7	8	1	4	6	1	0	9
Stony Brook	*	35	9-13	6-8	0-0	1-2	3	2	1	4	2	0	24
Towson	*	40-	7-14	2-4	2-2	0-3	3	2	1	3	1	0	18
Elon	*	35	7-16	3-8	0-0	2-4	6	2	2	4	2	0	17
Hofstra	*	31	3-6	1-2	1-1	1-6	7	1	0	1	0	0	8
Northeastern	*	33	4-12	0-3	3-5	3-5	8	4	1	2	0	0	11
Delaware	*	34	8-16	4-8	2-2	0-2	2	2	2	1	0	1	22
Monmouth	*	28	1-8	1-2	2-2	2-5	7	2	1	0	0	0	5
Towson	*	38	4-8	2-4	1-1	3-9	12	0	2	1	0	1	11
William & Mary	*	30	4-4	2-2	0-0	0-1	1	4	0	3	1	0	10
UNCW	*	47	6-12	4-6	0-1	2-8	10	2	3	5	0	0	16
Hampton	*	38	3-6	0-3	0-0	4-3	7	2	2	0	2	0	6
William & Mary	*	38	3-8	3-5	0-0	1-4	5	3	2	1	2	1	9
Delaware													
Charleston													
Hampton													
Monmouth													

MAGEE - CAREER STATISTICS

				Field Goals		3-Point		F-Throws		Rebounds										Scoring	
SEASON	TEAM	GP-GS	MIN/AVG	FG-FGA	FG%	3FG-3FGA	3FG%	FT-FTA	FT%	OFF	DEF	TOT	AVG	PF-FO	A	TO	BLK	STL	PTS	AVG	
2022-23	Drexel	23-0	180/7.8	21-46	.457	3-19	.158	7-7	1.000	11	8	19	0.8	6-0	11	9	2	8	52	2.3	
2023-24	Drexel	32-0	583/18.2	81-159	.509	23-65	.354	16-17	.941	21	45	66	2.1	22-0	23	20	12	10	201	6.3	
2024-25	Drexel	27-27	895/33.1	137-290	.472	68-149	.456	31-40	.775	36	111	147	5.4	48-0	50	56	5	27	373	13.8	
TOTAL		82-27	1658/20.2	239-495	.483	94-233	.403	54-64	.844	68	164	232	2.8	76-0	84	85	19	45	626	7.6	



6 CLEM EDMONYIN

6-9 · Fr. · Forward · East London, England · South Kent

*Appeared in 26 games off the bench

*Has 17 blocked shots in just 4.6 minutes per game

*Scored five points and had two rebounds at Monmouth

*Had three rejections in the CAA win at Stony Brook

*Grabbed four rebounds and had a block at N.C. A&T

*Had five pts., five reb., three assists and two blocks vs. Georgian Court

*Spent last season at South Kent in Connecticut

*Graduated from the City of London Academy

CAREER HIGHS

	No.	Team	Most Rec.
Pts:	5	2 times	1/30/25
Reb:	5	Georgian Court	
Asts:	3	Georgian Court	
Blk:	3	Stony Brook	1/9/25
Stl:	1	2 times	2/8/25
FG:	2	2 times	1/30/25
FGA:	3	Temple	11/12/24
3FG:			
3FGA:	1	Temple	11/12/24
FT:	1	3 times	1/30/25
FTA:	3	Monmouth	1/30/25
Min:	11	UNCW	2/8/25

10+ Pts. -
20+ Pts. -

2024-25 GAME-BY-GAME

Opp.	GS	Min	FG	3's	FT	O-D	Reb	F	A	T	S	B	TP
Georgian Court	8		2-2	0-0	1-2	2-3	5	0	3	1	0	2	5
Colgate	7		0-0	0-0	0-0	1-0	1	0	1	0	0	1	0
Temple	3		0-3	0-1	0-0	2-0	2	1	0	0	0	1	0
La Salle	1		0-0	0-0	0-0	0-0	0	0	0	0	0	0	0
Fairfield	1		0-0	0-0	0-0	0-0	0	0	0	0	0	0	0
Fordham	5		1-1	0-0	1-2	0-1	1	1	0	1	0	0	3
Purdue F-W	2		0-0	0-0	0-0	0-0	0	1	0	0	0	0	0
Chicago State	6		1-1	0-0	0-0	1-1	2	0	0	1	0	0	2
Bryant	2		0-0	0-0	1-2	2-0	2	1	0	0	0	0	1
Penn	4		0-1	0-0	0-0	0-3	3	1	0	3	0	0	0
UALbany	2		0-0	0-0	0-0	0-0	0	2	0	1	0	1	0
Howard	3		1-1	0-0	0-0	0-1	1	3	0	2	0	0	2
Penn State	1		0-0	0-0	0-0	0-0	0	0	0	0	0	0	0
Campbell	2		0-0	0-0	0-0	0-2	2	0	0	1	0	0	0
NC A&T	6		0-2	0-0	0-0	2-2	4	3	0	0	0	1	0
Stony Brook	7		1-1	0-0	0-0	0-0	0	0	0	1	0	3	2
Towson													
Elon	6		0-0	0-0	0-2	0-0	0	0	0	0	0	1	0
Hofstra	6		0-0	0-0	0-0	0-0	0	1	0	0	0	1	0
Northeastern	6		0-0	0-0	0-0	0-1	1	2	0	0	0	1	0
Delaware	6		0-0	0-0	0-0	0-2	2	0	0	1	0	1	0
Monmouth	8		2-5	0-0	1-3	2-0	2	2	1	1	0	0	5
Towson	3		0-0	0-0	0-0	0-0	0	1	0	0	0	0	0
William & Mary	2		0-0	0-0	0-0	0-0	0	0	0	0	1	0	0
UNCW	11		0-1	0-0	0-0	0-0	0	2	2	0	1	2	0
Hampton	6		1-1	0-0	0-0	0-1	1	1	0	1	0	1	2
William & Mary	5		0-1	0-0	0-0	0-1	1	2	0	0	0	1	0
Delaware													
Charleston													
Hampton													
Monmouth													

EDOMWONYIN - CAREER STATISTICS

				Field Goals		3-Point		F-Throws		Rebounds										Scoring	
SEASON	TEAM	GP-GS	MIN/AVG	FG-FGA	FG%	3FG-3FGA	3FG%	FT-FTA	FT%	OFF	DEF	TOT	AVG	PF-FO	A	TO	BLK	STL	PTS	AVG	
2024-25	Drexel	26-0	120/4.6	9-20	.450	0-1	.000	4-11	.364	12	18	30	1.2	25-0	7	14	17	2	22	0.8	
TOTAL		26-0	120/4.6	9-20	.450	0-1	.000	4-11	.364	12	18	30	1.2	25-0	7	14	17	2	22	0.8	



11 JASON DRAKE

6-2 · Jr. · G · Oak Park, Mich. · Butler Community College

- *Starter at the point who averages 10.4 points and 2.9 assists
- *Is shooting 40 percent from deep (32-for-80) and 85 percent from the line
- *Nailed a 3-pointer in final seconds to force OT vs. UNCW and scored 21
- *Scored 20-plus points in back-to-back games vs. William & Mary and UNCW
- *Had the best game of his career against William & Mary
- *Recorded career-highs of 25 points and nine assists with just one turnover
- *Was Big 5 Player of the Week (2/10) after averaging 23 pts. and 7.0 assists
- *Had 16 points and a pair of steals at Monmouth
- *Led the Dragons with 21 points in the win at Howard
- *Went 4-for-4 from the line in the last 13 seconds to preserve the win
- *Had 18 points and three 3-pointers vs. La Salle
- *Scored 15 points and handed out seven assists at Fordham
- *Played in 31 games last season at Butler Community College
- *Averaged 9.6 points, 3.7 assists and 3.4 rebounds per game
- *Spent the 2022-23 season at Cleveland State, where he played in 17 games

CAREER HIGHS (AT DU)

	No.	Team	Most Rec.
Pts:	25	W&M	2/6/25
Reb:	7	Georgian Court	
Asts:	9	W&M	2/6/25
Blk:			
Stl:	2	4 times	1/30/25
FG:	8	3 times	2/8/25
FGA:	17	Howard	12/17/24
3FG:	3	5 times	2/8/25
3FGA:	6	2 times	2/6/25
FT:	6	3 times	2/6/25
FTA:	8	W&M	2/6/25
Min:	36	Monmouth	1/30/25

10+ Pts. - 11
20+ Pts. - 3

2024-25 GAME-BY-GAME

Opp.	GS	Min	FG	3's	FT	O-D	Reb	F	A	T	S	B	TP
Georgian Court	*	23	0-5	0-0	6-6	1-6	7	1	6	1	1	0	6
Colgate	*	30	2-7	1-3	0-0	1-4	5	1	3	5	1	0	5
Temple	*	29	2-7	0-2	0-0	0-3	3	4	2	2	0	0	4
La Salle	*	28	7-11	3-4	1-3	1-3	4	0	1	3	1	0	18
Fairfield	*	19	4-10	1-2	0-0	1-1	2	2	1	0	0	0	9
Fordham	*	32	4-8	3-4	4-4	0-3	3	1	7	2	1	0	15
Purdue F-W	*	31	5-8	0-1	0-0	0-2	2	1	5	2	0	0	10
Chicago State	*	22	3-8	2-5	0-0	0-3	3	0	2	2	1	0	8
Bryant	*	15	1-5	0-1	0-0	0-2	2	3	1	0	0	0	2
Penn	*	16	1-3	0-1	0-0	0-0	0	0	2	2	2	0	2
UAlbany	*	28	5-6	0-0	4-4	0-1	1	1	2	3	0	0	14
Howard	*	26	8-17	1-5	4-4	1-2	3	0	2	1	0	0	21
Penn State	*	22	4-8	0-1	0-0	1-3	4	1	2	2	1	0	8
Campbell	*	27	4-8	2-4	1-1	0-5	5	1	3	4	2	0	11
NC A&T	*	19	3-5	1-2	2-2	0-4	4	4	4	3	1	0	9
Stony Brook	*	27	2-10	1-3	0-0	0-2	2	2	2	1	0	0	5
Towson	*	31	5-12	0-2	0-0	0-3	3	0	4	1	0	0	10
Elon	*	29	5-9	3-5	2-2	0-2	2	3	2	2	1	0	15
Hofstra	*	21	2-6	1-2	2-2	0-1	1	2	3	1	2	0	7
Northeastern	*	19	3-8	1-5	0-0	0-1	1	2	2	3	0	0	7
Delaware	*	23	2-7	1-3	0-0	1-3	4	1	2	4	1	0	5
Monmouth	*	36	4-15	2-6	6-6	1-3	4	4	3	5	2	0	16
Towson	*	19	4-6	1-2	0-0	0-2	2	0	2	0	0	0	9
William & Mary	*	33	8-16	3-6	6-8	0-4	4	4	9	1	1	0	25
UNCW	*	31	8-16	3-4	2-3	0-3	3	1	5	2	1	0	21
Hampton	*	18	4-9	1-3	0-0	0-2	2	1	0	1	0	0	9
William & Mary	*	29	5-10	1-4	0-2	0-3	3	2	5	3	1	0	11
Delaware													
Charleston													
Hampton													
Monmouth													

DRAKE - CAREER STATISTICS

				Field Goals		3-Point		F-Throws		Rebounds				Scoring						
SEASON	TEAM	GP-GS	MIN/AVG	FG-FGA	FG%	3FG-3FGA	3FG%	FT-FTA	FT%	OFF	DEF	TOT	AVG	PF-FO	A	TO	BLK	STL	PTS	AVG
2022-23	CSU	16-0	87/5.5	9-31	.290	6-18	.333	1-2	.500	4	5	9	0.6	9-0	9	4	0	3	25	1.6
2024-25	Drexel	27-27	681/25.2	105-240	.438	32-80	.400	40-47	.851	8	71	79	2.9	41-0	82	56	0	20	282	10.4
TOTAL FOR Drexel		27-27	681/25.2	105-240	.438	32-80	.400	40-47	.851	8	71	79	2.9	41-0	82	56	0	20	282	10.4
TOTAL		43-27	768/17.9	114-271	.421	38-98	.388	41-49	.837	12	76	88	2.0	50-0	91	60	0	23	307	7.1



13 GARFIELD TURNER

6-8 • Sr. • Forward • Gaithersburg, Md • Odessa

- *Will miss the season due to an injury
- *Averaged 5.0 points and 4.5 rebounds per game last year
- *Was Drexel's first big man off the bench
- *Shot .594 (60-for-101) from the floor
- *Had 12 points and nine rebounds vs. Stony Brook in CAA Championship
- *Recorded his first double-double of the year at William & Mary
- *Scored 10 points and had 10 rebounds in the win vs. the Tribe
- *Picked up a team-high nine rebounds vs. N.C. A&T
- *Had a big weekend in the Market Street Challenge, averaging 11 points
- *Scored career-high 13 points on 6-for-7 shooting vs. Queens
- *Recorded nine points and seven rebounds in the win at Elon
- *Had eight points and eight rebounds at Monmouth and vs. Campbell
- **Played in all 32 games in his first season in University City
- *Chipped in with 3.4 points and 3.5 rebounds per game
- *Finished the season shooting .557 from the floor

CAREER HIGHS

	No.	Team	Most Rec.
Pts:	13	Queens	11/19/23
Reb:	10	2 times	1/6/24
Asts:	3	Hofstra	2/13/23
Stl:	4	PSUGA	12/18/23
Blk:	2	3 times	1/27/24
FG:	6	Queens	11/19/23
FGA:	9	W&M	1/6/24
3FG:			
3FGA:			
FT:	6	Stony Brook	2/29/24
FTA:	10	Stony Brook	2/29/24
Min:	30	Stony Brook	2/29/24

10+ Points - 4

10+ Rebounds - 2

Double-Doubles - 2

2024-25 GAME-BY-GAME

Opp.	GS	Min	FG	3's	FT	O-D	Reb	F	A	T	S	B	TP
Georgian Court					Injured								
Colgate					Injured								
Temple					Injured								
La Salle					Injured								
Fairfield					Injured								
Fordham					Injured								
Purdue F-W					Injured								
Chicago State					Injured								
Bryant					Injured								
Penn					Injured								
UAlbany					Injured								
Howard					Injured								
Penn State					Injured								
Campbell					Injured								
NC A&T					Injured								
Stony Brook					Injured								
Towson					Injured								
Elon					Injured								
Hofstra					Injured								
Northeastern					Injured								
Delaware					Injured								
Monmouth					Injured								
Towson					Injured								
William & Mary					Injured								
UNCW					Injured								
Hampton					Injured								
William & Mary					Injured								
Delaware													
Charleston													
Hampton													
Monmouth													

TURNER - CAREER STATISTICS

				Field Goals		3-Point		F-Throws		Rebounds										Scoring	
SEASON	TEAM	GP-GS	MIN/AVG	FG-FGA	FG%	3FG-3FGA	3FG%	FT-FTA	FT%	OFF	DEF	TOT	AVG	PF-FO	A	TO	BLK	STL	PTS	AVG	
2022-23	Drexel	32-3	437/13.6	39-70	.557	0-0	.000	32-54	.593	53	60	113	3.5	79-0	18	14	9	14	110	3.4	
2023-24	Drexel	32-0	506/15.8	60-101	.594	0-0	.000	44-66	.667	71	75	146	4.6	76-1	19	20	16	18	164	5.1	
TOTAL		64-3	942/14.7	99-171	.579	0-0	.000	76-120	.633	124	135	259	4.0	155-1	37	34	25	32	274	4.3	



15 COLE HARGROVE

6-8 • Jr. • Forward • Norristown, Pa. • Methacton

- *Drexel's starter at forward who averages 9.7 points and 7.6 rebounds
- *Shooting 57 percent from the floor and also has six 3-pointers
- *Leads the team with 46 blocks, including four at N.C. A&T
- *Has four double-doubles, including three vs. Philadelphia Big 5 schools
- *Led DU with 15 points and nine rebounds in CAA win vs. Hofstra
- *Scored 17 points and had 13 rebounds at Wells Fargo Center vs. Penn
- *Had 19 points and 14 rebounds in Sunshine Slam vs Purdue Fort Wayne
- *Also had 19 points against Towson, going 8-for-12 from the floor
- *Grabbed career-high 15 rebounds to go along with 10 points vs. La Salle
- *Had his first career double-double with 15 pts. and 12 rebounds at Temple
- *Had a breakout game vs. Colgate with 15 points, nine reb. and four blocks
- *Snared 10 boards in wins at Howard and at Stony Brook
- *Played in 15 games as a sophomore and 18 games during his freshman year
- *Local product from Norristown who attended Methacton
- *Set the Methacton record for blocks in a game (9) and in a season (90)

CAREER HIGHS

	No.	Team	Most Rec.
Pts:	19	2 times	1/11/25
Reb:	15	La Salle	11/16/24
Asts:	4	5 times	12/14/24
Blk:	4	2 times	1/4/25
Stl:	3	Hofstra	1/20/25
FG:	9	Purdue-FW	11/25/24
FGA:	12	5 times	1/20/25
3FG:	3	Colgate	11/9/24
3FGA:	7	Colgate	11/9/24
FT:	7	Monmouth	1/30/25
FTA:	8	Georgian Court	
Min:	38	UAlbany	12/14/24

2024-25 SEASON HIGHS

	No.	Team	Most Rec.
Pts:	19	2 times	1/11/25
Reb:	15	La Salle	11/16/24
Asts:	4	5 times	12/14/24
Blk:	4	2 times	1/4/25
Stl:	3	Hofstra	1/20/25
FG:	9	Purdue-FW	11/25/24
FGA:	12	5 times	1/20/25
3FG:	3	Colgate	11/9/24
3FGA:	7	Colgate	11/9/24
FT:	7	Monmouth	1/30/25
FTA:	8	Georgian Court	
Min:	38	UAlbany	12/14/24

10+ Points - 12
Double-Doubles - 5

2024-25 GAME-BY-GAME

Opp.	GS	Min	FG	3's	FT	O-D	Reb	F	A	T	S	B	TP
Georgian Court *		20	2-4	0-0	5-8	5-3	8	0	2	0	1	0	9
Colgate	*	32	5-12	3-7	2-3	3-6	9	3	3	0	0	4	15
Temple	*	35	7-12	1-3	0-2	7-5	12	4	1	3	1	0	15
La Salle	*	36	5-10	0-2	0-0	6-9	15	3	4	0	0	3	10
Fairfield	*	32	3-6	0-1	0-0	3-3	6	2	4	5	0	1	6
Fordham	*	33	4-8	0-2	0-0	3-2	5	3	2	1	1	3	8
Purdue F-W	*	37	9-12	1-2	0-0	7-7	14	1	4	0	1	0	19
Chicago State	*	22	5-7	0-1	0-0	1-0	1	0	4	0	1	1	10
Bryant	*	34	5-7	0-1	2-2	1-6	7	2	2	0	0	0	12
Penn	*	36	7-10	0-2	3-3	2-11	13	0	1	0	1	3	17
UAlbany	*	38	1-1	0-0	5-6	1-7	8	3	4	0	2	1	7
Howard	*	36	2-4	0-1	2-2	3-7	10	1	0	2	0	2	6
Penn State	*	27	3-3	0-0	0-0	0-3	3	2	2	1	0	2	6
Campbell	*	33	6-7	0-0	0-2	3-6	9	2	0	1	1	1	12
NC A&T	*	34	3-10	0-0	1-2	2-5	7	2	0	2	1	4	7
Stony Brook	*	33	4-7	0-1	0-1	4-6	10	3	3	2	2	2	8
Towson	*	38	8-12	0-1	3-7	3-5	8	5	1	0	1	1	19
Elon	*	34	1-6	0-1	0-0	3-3	6	3	3	1	0	2	2
Hofstra	*	34	6-12	0-2	3-6	5-4	9	1	1	3	3	1	15
Northeastern	*	33	1-4	0-0	0-0	4-0	4	3	2	1	1	0	3
Delaware	*	34	4-4	0-0	2-2	2-6	8	2	2	3	0	3	10
Monmouth	*	31	3-7	0-1	7-7	5-1	6	5	1	1	0	3	13
Towson	*	28	3-5	0-0	0-0	0-4	4	3	2	2	0	3	6
William & Mary*		37	3-4	0-0	0-0	2-6	8	2	1	2	0	0	6
UNCW	*	29	2-5	0-0	2-2	4-1	5	5	0	0	0	3	6
Hampton	*	33	3-6	1-1	1-2	2-3	5	2	0	0	0	2	8
William & Mary*		31	3-5	0-0	0-0	3-1	4	3	0	3	1	1	6
Delaware													
Charleston													
Hampton													
Monmouth													

HARGROVE - CAREER STATISTICS

SEASON	TEAM	GP-GS	MIN/AVG	FG-FGA	FG%	3FG-3FGA	3FG%	FT-FTA	FT%	OFF	DEF	TOT	AVG	PF-FO	A	TO	BLK	STL	PTS	AVG
2022-23	Drexel	18-0	68/3.8	9-18	.500	0-1	.000	2-4	.500	8	10	18	1.0	8-0	4	2	2	5	20	1.1
2023-24	Drexel	16-0	67/4.2	6-12	.500	0-2	.000	3-6	.500	2	13	15	0.9	12-0	3	2	9	1	15	0.9
2024-25	Drexel	27-27	871/32.2	108-190	.568	6-29	.207	39-59	.661	84	120	204	7.6	63-3	49	33	46	18	261	9.7
TOTAL		61-27	1006/16.5	123-220	.559	6-32	.188	44-69	.638	94	143	237	3.9	83-3	56	37	57	24	296	4.9



22 VILLIAM GARCIA ADSTEN

6-8 • So. • G/F • Stockholm, Sweden • Pacific

- *Joined the Dragons late this summer and has played in every game
- *Has become a key contributor over the last month
- *Plays 14.2 minutes a game off the bench
- *Averaging 2.9 points and 2.2 rebounds per game
- *Scored 13 points, had four assists and blocked three shots vs. W&M
- *Had a breakout game at Monmouth with career-high 17 points
- *Was 7-for-8 from the field, 3-for-4 from deep and had five reb. in that game
- *Scored 11 points against Purdue Fort Wayne
- *Was 4-for-9 in that game and sank a pair of 3-pointers
- *Had eight points, all in the first half, in the win at Howard
- *Chipped in with four points and five rebounds vs Penn State
- *Played 14 minutes in his first game at Drexel and had four rebounds
- *Appeared in 20 games at Pacific last season
- *Scored a season-high nine points and had four rebounds at Gonzaga
- *Played for Sweden in the 2023 U20 European Championship Division B

CAREER HIGHS

	No.	Team	Most Rec.
Pts:	17	Monmouth	1/30/25
Reb:	5	3 times	1/30/25
Asts:	4	W&M	2/6/25
Blk:	3	W&M	2/6/25
Stl:	1	7 times	2/6/25
FG:	7	Monmouth	1/30/25
FGA:	9	Purdue-FW	11/25/24
3FG:	3	Monmouth	1/30/25
3FGA:	6	Purdue-FW	11/25/24
FT:	2	W&M	2/6/25
FTA:	5	W&M	2/6/25
Min:	29:24	W&M	2/6/25


10+ Pts. - 3

2024-25 GAME-BY-GAME

Opp.	GS	Min	FG	3's	FT	O-D	Reb	F	A	T	S	B	TP
Georgian Court		13	0-1	0-1	0-0	0-4	4	1	1	1	0	0	0
Colgate		19	0-3	0-2	0-0	0-2	2	1	1	0	1	1	0
Temple		7	0-1	0-1	0-0	2-1	3	2	0	1	0	0	0
La Salle		6	0-1	0-0	0-0	0-2	2	2	0	1	0	1	0
Fairfield		9	1-1	0-0	0-1	0-2	2	1	1	0	0	1	2
Fordham		19	1-3	1-3	0-0	0-2	2	3	0	1	0	0	3
Purdue F-W		16	4-9	2-6	1-2	0-1	1	1	0	0	1	0	11
Chicago State		11	1-2	0-1	0-0	0-0	0	1	0	1	1	0	2
Bryant		4	0-0	0-0	0-0	0-1	1	1	0	0	0	0	0
Penn		21	1-4	1-2	0-0	0-1	1	2	2	0	0	1	3
UALbany		10	0-1	0-1	0-0	0-2	2	1	1	1	0	0	0
Howard		21	3-7	1-3	1-1	2-3	5	3	0	0	0	0	8
Penn State		14	1-5	1-3	1-2	2-3	5	3	0	2	0	0	4
Campbell		2	0-0	0-0	0-0	0-0	0	0	0	0	0	0	0
NC A&T		22	1-2	1-2	0-0	0-3	3	3	0	0	0	1	3
Stony Brook		12	1-3	0-2	0-0	1-2	3	2	2	0	1	0	2
Towson		13	0-0	0-0	0-0	0-1	1	2	1	0	1	0	0
Elon		8	0-1	0-1	0-0	1-0	1	0	0	0	0	0	0
Hofstra		8	0-1	0-0	0-0	0-0	0	0	0	0	1	0	0
Northeastern		7	1-1	0-0	0-0	0-1	1	2	0	1	0	1	2
Delaware		11	1-1	1-1	0-0	0-1	1	1	1	0	0	0	3
Monmouth		28	7-8	3-4	0-0	3-2	5	4	3	2	0	0	17
Towson		21	1-4	0-1	0-0	0-3	3	3	0	1	0	0	2
William & Mary		29	5-7	1-2	2-5	1-3	4	2	4	0	1	3	13
UNCW		29	0-7	0-4	0-0	0-3	3	4	1	2	0	1	0
Hampton		8	0-1	0-1	0-0	1-1	2	0	0	0	0	0	0
William & Mary		16	2-5	0-1	0-0	0-2	2	3	0	0	0	0	4
Delaware													
Charleston													
Hampton													
Monmouth													

GARCES ADSTEN - CAREER STATISTICS

SEASON	TEAM	GP-GS	MIN/AVG	FG-FGA	FG%	3FG-3FGA	3FG%	FT-FTA	FT%	OFF	DEF	TOT	AVG	PF-FO	A	TO	BLK	STL	PTS	AVG
2023-24	UOP	20-2	153/7.6	13-45	.289	5-13	.385	5-10	.500	6	21	27	1.4	18-0	3	14	3	8	36	1.8
2024-25	Drexel	27-0	385/14.2	31-79	.392	12-42	.286	5-11	.455	13	46	59	2.2	48-0	18	14	10	7	79	2.9
TOTAL FOR Drexel		27-0	385/14.2	31-79	.392	12-42	.286	5-11	.455	13	46	59	2.2	48-0	18	14	10	7	79	2.9
TOTAL		47-2	537/11.4	44-124	.355	17-55	.309	10-21	.476	19	67	86	1.8	66-0	21	28	13	15	115	2.4



23 YAME BUTLER

6-5 • Sr. • G • Greenbelt, Md. • State Fair C.C.

- *Leads the team with 14.1 points per game
- *Shooting 49 percent from the floor which is fourth in the CAA
- *Has 10 or more points in 12 of his last 13 games
- *Recorded his first double-double with 17 points and 10 reb. at Monmouth
- *Scored 25 of his season-high 28 points in the second half vs. Bryant
- *Was 5-for-6 from behind the arc in the Bryant game
- *Led DU with 24 points and was 9-for-13 with no turnovers at N.C. A&T
- *Poured in 20 points and was 8-for-11 from the line vs. Chicago State
- *Had 17 points on 8-for-9 shooting at Northeastern
- *Appeared in 31 games (nine starts) last season, scoring 6.1 points per game
- *Was a key contributor down the stretch for DU in '22-'23 and scored 8.6 ppg
- *Poured in a career-high 30 points at Hampton and had three 3-pointers
- *Had 25 points and nine rebounds vs. UNCW on 9-for-14 shooting

CAREER HIGHS

	No.	Team	Most Rec.
Pts:	30	Hampton	2/18/23
Reb:	10	Monmouth	1/30/25
Asts:	4	3 times	11/16/24
Blk:	2	at N.C. A&T	1/4/25
Stl:	4	Towson	1/11/25
FG:	11	Bryant	12/2/24
FGA:	17	2 times	12/2/24
3FG:	5	Bryant	12/2/24
3FGA:	7	Howard	12/17/24
FT:	11	Hampton	2/18/23
FTA:	15	Towson	1/11/25
Min:	47:04	UNCW	2/8/25

2024-25 SEASON HIGHS

	No.	Team	Most Rec.
Pts:	28	Bryant	12/2/24
Reb:	10	Monmouth	1/30/25
Asts:	4	2 times	11/16/24
Blk:	2	at N.C. A&T	1/4/24
Stl:	4	Towson	1/11/25
FG:	11	Bryant	12/2/24
FGA:	17	Bryant	12/2/24
3FG:	5	Bryant	12/2/24
3FGA:	6	Bryant	12/2/24
FT:	8	2 times	1/11/25
FTA:	15	Towson	1/11/25
Min:	47:04	UNCW	2/8/25

10+ Pts. - 34 (24)

20+ Pts. - 7 (4)

30+ Pts. - 1

Double-Double - 1

2024-25 GAME-BY-GAME

Opp.	GS	Min	FG	3's	FT	O-D	Reb	F	A	T	S	B	TP
Georgian Court *		20	5-9	1-3	2-2	1-3	4	1	3	1	2	0	13
Colgate *		20	3-7	1-3	6-8	0-6	6	3	2	1	0	0	13
Temple *		35	4-13	1-4	4-4	4-1	5	1	4	1	2	0	13
La Salle *		36	5-12	0-3	0-2	0-4	4	1	4	1	0	1	10
Fairfield *		28	5-6	0-1	4-4	1-3	4	3	0	0	0	1	14
Fordham *		33	4-11	2-5	2-2	0-6	6	2	2	3	0	0	12
Purdue F-W *		29	1-9	0-3	3-4	1-2	3	3	2	1	0	0	5
Chicago State *		34	6-10	0-1	8-11	3-1	4	3	3	1	2	1	20
Bryant *		31	11-17	5-6	1-4	2-2	4	4	1	4	1	0	28
Penn *		35	4-7	0-1	2-4	1-3	4	1	2	2	0	0	10
UALbany *		25	3-3	2-2	2-2	3-0	3	3	1	4	1	0	10
Howard *		35	6-10	3-7	1-1	0-1	1	2	1	1	2	0	16
Penn State *		37	8-15	0-5	0-0	3-4	7	1	3	1	2	0	16
Campbell *		26	2-8	0-3	1-2	1-1	2	5	1	2	1	0	5
NC A&T *		34	9-13	3-5	3-4	2-3	5	1	2	0	2	2	24
Stony Brook *		27	3-7	3-5	5-6	1-2	3	2	3	0	0	1	14
Towson *		36	6-10	1-2	8-15	1-1	2	2	1	0	4	0	21
Elon *		36	4-7	2-3	1-1	1-2	3	4	1	1	1	0	11
Hofstra *		33	5-14	2-7	2-4	1-7	8	3	0	1	0	2	14
Northeastern *		28	8-9	1-2	0-0	3-4	7	2	1	2	1	0	17
Delaware *		16	3-7	1-3	2-2	1-6	7	3	1	1	1	0	9
Monmouth *		43	5-16	2-4	5-5	3-7	10	5	2	3	0	0	17
Towson *		32	4-7	1-2	1-4	3-4	7	2	2	4	1	0	10
William & Mary *		28	7-12	2-4	2-5	0-4	4	3	3	3	1	0	18
UNCW *		47	7-16	2-5	1-2	2-4	6	1	1	3	1	0	17
Hampton *		27	5-13	0-3	1-3	0-6	6	0	1	1	1	1	11
William & Mary *		33	6-14	0-4	2-2	2-3	5	0	0	0	1	0	14
Delaware													
Charleston													
Hampton													
Monmouth													

BUTLER - CAREER STATISTICS

SEASON	TEAM	GP-GS	MIN/AVG	FG-FGA	FG%	3FG-3FGA	3FG%	FT-FTA	FT%	OFF	DEF	TOT	AVG	PF-FO	A	TO	BLK	STL	PTS	AVG
2020-21	FU	11-1	88/8.0	3-19	.158	1-10	.100	7-7	1.000	3	4	7	0.6	7-0	2	9	0	1	14	1.3
2022-23	Drexel	17-6	251/14.8	46-98	.469	14-31	.452	41-47	.872	8	26	34	2.0	25-0	8	31	3	4	147	8.6
2023-24	Drexel	31-9	466/15.0	66-153	.431	16-59	.271	40-57	.702	12	38	50	1.6	43-1	32	24	3	8	188	6.1
2024-25	Drexel	27-26	845/31.3	139-282	.493	35-96	.365	69-103	.670	40	90	130	4.8	61-2	47	42	9	27	382	14.1
TOTAL FOR Drexel		75-41	1562/20.8	251-533	.471	65-186	.349	150-207	.725	60	154	214	2.9	129-3	87	97	15	39	717	9.6
TOTAL		86-42	1650/19.2	254-552	.460	66-196	.337	157-214	.734	63	158	221	2.6	136-3	89	106	15	40	731	8.5



33 RALPH AKUTA

7-1 • Fr. • Forward • Ijamsville, Md. • Hargrave

- *Appeared in 11 games off the bench this season
- *Sank five of his nine field goal attempts
- *Made his collegiate debut in the win vs. Georgian Court
- *Scored four points and grabbed five rebounds
- *Rejected three shots and scored four points against Penn State
- *Had two points and a rebound against La Salle
- *One of the tallest players in Drexel history
- *Spent last season at Hargrave Military Academy in Chatham, Va
- *Named an Honorable Mention 2024 Elite Prep League selection
- *Graduated from Bishop Walsh High School in Cumberland, Md.
- *A native of Ijamsville, Md.

CAREER HIGHS

	No.	Team	Most Rec.
Pts:	4	2 times	12/21/24
Reb:	5	Georgian Court	
Asts:	1	Fairfield	11/19/24
Blk:	3	Penn State	12/21/24
Stl:	1	Fairfield	11/19/24
FG:	2	2 times	12/21/24
FGA:	3	Georgian Court	
3FG:			
3FGA:			
FT:			
FTA:			
Min:	12	Penn State	12/21/24
10+ Pts. -			
20+ Pts. -			

2024-25 GAME-BY-GAME

Opp.	GS	Min	FG	3's	FT	O-D	Reb	F	A	T	S	B	TP
Georgian Court	11		2-3	0-0	0-0	1-4	5	0	0	1	0	1	4
Colgate					DNP								
Temple					DNP								
La Salle		1	1-1	0-0	0-0	1-0	1	0	0	0	0	0	2
Fairfield		3	0-1	0-0	0-0	0-0	0	0	1	0	1	0	0
Fordham		2	0-1	0-0	0-0	0-0	0	0	0	0	0	0	0
Purdue F-W					DNP								
Chicago State					DNP								
Bryant					DNP								
Penn					DNP								
UALbany					DNP								
Howard					DNP								
Penn State		12	2-2	0-0	0-0	0-1	1	1	0	0	0	3	4
Campbell		4	0-1	0-0	0-0	0-0	0	0	0	0	0	0	0
NC A&T					DNP								
Stony Brook					DNP								
Towson		5	0-0	0-0	0-0	1-1	2	1	1	0	0	0	0
Elon		1	0-0	0-0	0-0	0-0	0	0	0	0	0	0	0
Hofstra					DNP								
Northeastern					DNP								
Delaware					DNP								
Monmouth					DNP								
Towson		1	0-0	0-0	0-0	0-0	0	1	0	0	0	0	0
William & Mary					DNP								
UNCW		1-	0-0	0-0	0-0	0-0	0	0	0	0	0	0	0
Hampton					DNP								
William & Mary													
Delaware													
Charleston													
Hampton													
Monmouth													

AKUTA - CAREER STATISTICS

				Field Goals		3-Point		F-Throws		Rebounds										Scoring	
SEASON	TEAM	GP-GS	MIN/AVG	FG-FGA	FG%	3FG-3FGA	3FG%	FT-FTA	FT%	OFF	DEF	TOT	AVG	PF-FO	A	TO	BLK	STL	PTS	AVG	
2024-25	Drexel	11-0	41/3.7	5-9	.556	0-0	.000	0-0	.000	3	6	9	0.8	4-0	2	1	4	1	10	0.9	
TOTAL		11-0	41/3.7	5-9	.556	0-0	.000	0-0	.000	3	6	9	0.8	4-0	2	1	4	1	10	0.9	



25 MAX DAVIS

6-4 • Jr. • Guard • New York, N.Y. • IMG Academy

- *Is in his third season with the team
- *Played three minutes in the win vs. Georgian Court
- *Made his collegiate debut against Delaware State and also appeared in the win against Monmouth
- *Attended IMG Academy in Bradenton, Fla. before coming to Drexel
- *Graduated from Brooklyn Tech where he was three-time team MVP
- *Majoring in business

CAREER HIGHS

	No.	Team	Most Rec.
Pts:			
Reb:	1	Georgian Court	
Asts:			
Blk:			
Stl:			
FG:			
FGA:	2	Georgian Court	
3FG:			
3FGA:			
FT:			
FTA:			
Min:			

2024-25 GAME-BY-GAME

Opp.	GS	Min	FG	3's	FT	O-D	Reb	F	A	T	S	B	TP
Georgian Court		3	0-2	0-0	0-0	0-1	1	1	0	0	0	0	0
Colgate					DNP								
Temple					DNP								
La Salle					DNP								
Fairfield					DNP								
Fordham					DNP								
Purdue F-W					DNP								
Chicago State					DNP								
Bryant					DNP								
Penn					DNP								
UAlbany					DNP								
Howard					DNP								
Penn State					DNP								
Campbell					DNP								
NC A&T					DNP								
Stony Brook					DNP								
Towson					DNP								
Elon					DNP								
Hofstra					DNP								
Northeastern					DNP								
Delaware					DNP								
Monmouth					DNP								
Towson					DNP								
William & Mary					DNP								
UNCW					DNP								
Hampton					DNP								
William & Mary					DNP								
Delaware													
Charleston													
Hampton													
Monmouth													

DAVIS - CAREER STATISTICS

SEASON	TEAM	GP-GS	MIN/AVG	FG-FGA	FG%	3FG-3FGA	3FG%	FT-FTA	FT%	OFF	DEF	TOT	AVG	PF-FO	A	TO	BLK	STL	PTS	AVG
2022-23	Drexel	2-0	3/1.3	0-1	.000	0-1	.000	0-0	.000	0	0	0	0.0	1-0	0	0	0	0	0	0.0
2024-25	Drexel	1-0	3/3.3	0-2	.000	0-0	.000	0-0	.000	0	1	1	1.0	1-0	0	1	0	0	0	0.0
TOTAL		3-0	6/1.9	0-3	.000	0-1	.000	0-0	.000	0	1	1	0.3	2-0	0	1	0	0	0	0.0

DREXEL BASKETBALL RECORDS

Points

- 2,208 Michael Anderson (1984-88)
- 2,111 John Rankin (1985-89)
- 2,024 Malik Rose (1992-96)
- 1,816 Joe Linderman (1996-01)
- 1,744 Chris Fouch (2009-14)
- 1,657 Camren Wynter (2018-22)
- 1,646 Frantz Massenat (2010-14)
- 1,620 Mike DeRocckis (1996-99)
- 1,612 Bob Stephens (1975-79)
- 1,546 Todd Lehmann (1986-90)
- 1,538 Damion Lee (2011-15)
- 1,505 M. Thompson (1988-92)
- 1,485 Brian Holden (1992-95)
- 1,473 Phil Goss (2001-05)
- 1,436 Mike Kouser (1997-01)
- 1,430 Jeff Myers (1994-97)
- 1,371 David Broadus (1976-80)
- 1,364 Len Hatzenbeller (1977-81)
- 1,285 Frank Elegar (2004-08)
- 1,265 Randy Burkert (1978-82)
- 1,249 Tavon Allen (2011-16)
- 1,228 Richard Congo (1981-84)
- 1,227 James Butler (2018-22)
- 1,226 Samme Givens (2008-12)
- 1,222 Jonathan Raab (1982-86)
- 1,159 Walter Fuller (1982-86)
- 1,158 Rodney Williams (2013-17)
- 1,153 Sammy Mojica (2014-18)
- 1,126 Bashir Mason (2003-07)
- 1,124 Casper Cooper (1983-87)
- 1,098 Ron Coley (1968-71)
- 1,083 Mike Wisler (1990-94)
- 1,081 Amari Williams (2020-24)
- 1,074 Dominick Mejia (2004-07)
- 1,069 Michael Mitchell (1980-84)
- 1,049 Gerald Colds (2007-11)
- 1,048 Stephen Starks (1997-2001)
- 1,039 Tim Whitworth (1999-2004)
- 1,016 Greg Newman (1971-74)
- 1,009 Robert Battle (1999-2003)

Scoring Avg. (min. 2 yrs/40 games)

- 19.2 Michael Anderson (1984-88)
- 19.2 John Rankin (1985-89)
- 18.5 Bob Buckley (1954-57)
- 17.8 Bob Morgan (1958-61)
- 16.9 Ron Coley (1968-71)
- 16.9 Malik Rose (1992-96)
- 16.7 Brian Holden (1992-95)
- 16.5 Joe Linderman (1996-01)
- 16.4 Greg Newman (1971-74)

Field Goals Made

- 854 John Rankin (1985-89)
- 733 Malik Rose (1992-96)
- 720 Michael Anderson (1984-88)
- 678 Joe Linderman (1996-01)
- 643 Bob Stephens (1975-79)
- 637 Camren Wynter (2018-22)
- 568 Chris Fouch (2009-14)
- 567 David Broadus (1976-80)
- 537 M. Thompson (1988-92)

Field-Goal Pct (min. 2 yrs/4 per game)

- .603 Jonathan Raab (1988-92)
- .564 Joe Linderman (1997-01)
- .558 James Butler (2018-22)
- .549 Malik Rose (1992-96)
- .545 John Rankin (1985-89)
- .543 Richard Congo (1981-84)
- .520 Frank Elegar (2004-08)
- .494 Len Hatzenbeller (1977-81)
- .492 Ron Coley (1968-71)
- .487 Bob Stephens (1975-79)

Free Throws Made

- 705 Michael Anderson (1984-88)
- 551 Malik Rose (1992-96)
- 484 Frantz Massenat (2010-14)
- 457 Joe Linderman (1996-01)
- 413 Brian Holden (1992-95)
- 403 John Rankin (1985-89)
- 381 Jeff Myers (1994-97)
- 379 Frank Elegar (2004-08)
- 374 Damion Lee (2011-15)
- 360 Len Hatzenbeller (1977-81)

Free-Throw Pct. (min. 2/gm., two yrs)

- .842 Damion Lee (2011-15)
- .836 Mike DeRocckis (1996-99)
- .824 Todd Lehmann (1986-90)
- .810 Brian Holden (1992-95)
- .804 Walter Fuller (1982-86)
- .800 Ron Coley (1968-71)
- .791 Jim Rullo (1990-94)
- .784 Chris Fouch (2009-14)
- .784 Derrick Joynes (1978-82)
- .775 Cl. Armstrong (1988-92)

3-Point Field Goals

- 313 Mike DeRocckis (1996-99)
- 306 Phil Goss (2001-05)
- 285 Todd Lehmann (1986-90)
- 275 Chris Fouch (2009-14)
- 232 Mike Wisler (1990-94)
- 217 Dominick Mejia (2004-07)
- 204 Brian Holden (1992-95)
- 196 Damion Lee (2011-15)
- 193 Sammy Mojica (2014-18)
- 191 Tr. Hawthorne (2005-09)

3-Point FG Attempted

- 806 Phil Goss (2001-05)
- 780 Chris Fouch (2009-14)
- 777 Mike DeRocckis (1996-99)
- 738 Todd Lehmann (1986-90)
- 590 Sammy Mojica (2014-18)
- 578 Dominick Mejia (2004-07)
- 569 Mike Wisler (1990-94)
- 569 T. Hawthorne (2005-09)
- 531 Damion Lee (2011-15)
- 499 Brian Holden (1992-95)

3-Point FG Pct. (min. 200 attempts)

- .412 Trevor John (2018-19)
- .409 Brian Holden (1992-95)
- .408 Mike Wisler (1990-94)
- .403 Mike DeRocckis (1996-99)
- .401 Luke House (2020-24)
- .391 Stephen Starks (1997-01)
- .390 M. Thompson (1988-92)
- .387 Mate Okros (2020-24)
- .386 Todd Lehmann (1986-90)
- .384 Tim Whitworth (1999-04)

Rebounds

- 1,514 Malik Rose (1992-96)
- 1,316 Bob Stephens (1975-79)
- 1,059 Samme Givens (2008-12)
- 1,013 James Butler (2018-22)
- 886 John Rankin (1985-89)
- 864 Daryl McCoy (2009-12)
- 858 Mike Kouser (1997-01)
- 829 Dartaye Ruffin (2010-14)
- 819 Chaz Crawford (2003-07)
- 808 Joe Linderman (1996-01)

Assists

- 724 M. Anderson (1984-88)
- 668 Todd Lehmann (1986-90)
- 577 Camren Wynter (2018-22)
- 548 Frantz Massenat (2010-14)
- 471 Bashir Mason (2003-07)
- 422 Cl. Armstrong (1988-92)
- 410 Bryant Coursey (1997-00)
- 389 John Siorek (1979-83)
- 379 Brian Holden (1992-94)
- 358 Jeremiah King (2001-05)

Blocks

- 404 Bob Stephens (1975-79)
- 318 Chaz Crawford (2003-06)
- 246 Robert Battle (1999-03)
- 207 John Rankin (1985-89)
- 186 Amari Williams (2020-24)
- 163 Mike Mitchell (1980-84)
- 143 Austin Williams (2014-18)
- 137 Frank Elegar (2004-08)
- 128 Rodney Williams (2013-17)
- 121 Malik Rose (1992-96)

Steals

- 341 M. Anderson (1984-88)
- 226 Bashir Mason (2003-07)
- 185 Chris O'Brien (1982-86)
- 166 Phil Goss (2001-05)
- 149 John Siorek (1979-83)
- 148 Randy Burkett (1978-82)
- 143 T. Hawthorne (2005-09)
- 140 Camren Wynter (2018-22)
- 135 Sammy Mojica (2014-18)
- 132 Jeff Myers (1994-97)



2024-25 Drexel Men's Basketball Combined Team Statistics All games

Page 1/1
as of Feb 15, 2025

Game Records

Record	Overall	Home	Away	Neutral
ALL GAMES	13-14	5-6	6-7	2-1
CONFERENCE	5-9	3-3	2-6	0-0
NON-CONFERENCE	8-5	2-3	4-1	2-1

Score by Periods

Team	1st	2nd	OT	TOT
Drexel	910	938	41	1889
Opponents	878	870	61	1809

Team Box Score

No.	Player				Total		3-Point		F-Throw		Rebounds											
		GP-GS	MIN	AVG	FG-FGA	FG%	3FG-3FGA	3FG%	FT-FTA	FT%	OFF	DEF	TOT	AVG	PF	DQ	A	TO	BLK	STL	PTS	AVG
23	BUTLER, Yame	27-26	844:36	31.3	139-282	.493	35-96	.365	69-103	.670	40	90	130	4.8	61	2	47	42	9	27	382	14.1
5	MAGEE, Kobe	27-27	894:35	33.1	137-290	.472	68-149	.456	31-40	.775	36	111	147	5.4	48	0	50	56	5	27	373	13.8
11	DRAKE, Jason	27-27	680:54	25.2	105-240	.438	32-80	.400	40-47	.851	8	71	79	2.9	41	0	82	56	0	20	282	10.4
15	HARGROVE, Cole	27-27	870:33	32.2	108-190	.568	6-29	.207	39-59	.661	84	120	204	7.6	63	3	49	33	46	18	261	9.7
4	BLAKENEY, Shane	27-1	672:25	24.9	73-204	.358	25-90	.278	21-29	.724	18	84	102	3.8	37	0	41	35	17	19	192	7.1
1	PANOV, Victor	27-27	615:46	22.8	66-145	.455	12-56	.214	23-33	.697	38	77	115	4.3	50	1	32	31	14	8	167	6.2
3	VANDERHORST, Kevon	17-0	195:32	11.5	23-62	.371	5-21	.238	13-20	.650	10	11	21	1.2	12	0	9	11	2	6	64	3.8
22	GARCIA ADSTEN, Villiam	27-0	384:35	14.2	31-79	.392	12-42	.286	5-11	.455	13	46	59	2.2	48	0	18	14	10	7	79	2.9
0	SIMMONS, Horace	15-0	100:60	6.7	13-32	.406	11-25	.440	3-6	.500	2	6	8	0.5	12	0	4	6	2	0	40	2.7
2	REED, Josh	13-0	101:04	7.8	7-25	.280	1-4	.250	2-8	.250	3	18	21	1.6	8	0	9	7	0	1	17	1.3
33	AKUTA, Ralph	11-0	41:08	3.7	5-9	.556	0-0	.000	0-0	.000	3	6	9	0.8	4	0	2	1	4	1	10	0.9
6	EDOMWONYIN, Clem	26-0	119:36	4.6	9-20	.450	0-1	.000	4-11	.364	12	18	30	1.2	25	0	7	14	17	2	22	0.8
25	DAVIS, Max	1-0	03:17	3.3	0-2	.000	0-0	.000	0-0	.000	0	1	1	1.0	1	0	0	1	0	0	0	0.0
Team											40	48	88					28				
Total		27	5525		716-1580	.453	207-593	.349	250-367	.681	307	707	1014	37.6	410	6	350	335	126	136	1889	70.0
Opponents		27	5525		657-1589	.413	172-567	.303	323-462	.699	288	605	893	33.1	382	7	322	258	74	193	1809	67.0

Team Statistics

	DREXEL	OPP
Scoring		
Points per game	1889	1809
Scoring margin	70.0	67.0
	+3.0	-
Field goals-att		
Field goal pct	716-1580	657-1589
	.453	.413
3 point fg-att		
3-point FG pct	207-593	172-567
	.349	.303
3-pt FG made per game	7.7	6.4
Free throws-att		
Free throw pct	250-367	323-462
	.681	.699
F-Throws made per game	9.3	12.0
Rebounds		
Rebounds per game	1014	893
	37.6	33.1
Rebounding margin	+4.5	-
Assists		
Assists per game	350	322
	13.0	11.9
Turnovers		
Turnovers per game	335	258
	12.4	9.6
Turnover margin	-2.9	-
Assist/turnover ratio	1.0	1.2
Steals		
Steals per game	136	193
	5.0	7.1
Blocks		
Blocks per game	126	74
	4.7	2.7
Winning streak		
Home win streak	0	-
	0	-
Attendance		
Home games-Avg/Game	16075	24703
	11-1461	13-1900
Neutral site-Avg/Game	-	3-5782

Team Results

Date	Opponent		Score	Att.
11/04/2024	Georgian Court	W	95-43	1022
11/09/2024	Colgate	W	73-56	1507
11/12/2024	at Temple	L	61-69	4547
11/16/2024	La Salle	L	68-71	1948
11/19/2024	at Fairfield	W	67-61	1581
11/22/2024	at Fordham	W	73-71	1237
11/25/2024	vs Purdue Fort Wayne	L	81-87	1690
11/26/2024	vs Chicago St.	W	83-71	1548
12/02/2024	Bryant	L	73-78	1061
12/07/2024	vs Penn	W	60-47	14108
12/14/2024	at UAlbany	W	77-70	1578
12/17/2024	at Howard	W	68-65	683
12/21/2024	Penn St.	L	64-75	2312
01/02/2025	at Campbell	L	54-57	1051
01/04/2025	at N.C. A&T	W	68-59	714
01/09/2025	at Stony Brook	W	67-51	1636
01/11/2025	Towson	Lot	82-93	1436
01/16/2025	Elon	L	54-65	959
01/20/2025	Hofstra	W	60-55	1136
01/23/2025	at Northeastern	L	61-70	1237
01/25/2025	Delaware	W	67-54	2446
01/30/2025	at Monmouth	Lot2	97-104	1724
02/01/2025	at Towson	L	54-55	3204
02/06/2025	William & Mary	W	86-66	1085
02/08/2025	UNCW	Lot2	79-81	1163
02/13/2025	at Hampton	L	58-63	408
02/15/2025	at William & Mary	L	59-72	5103



2024-25 Drexel Men's Basketball Combined Team Statistics In Conference games

Page 1/1
as of Feb 15, 2025

Game Records

Record	Overall	Home	Away	Neutral
ALL GAMES	5-9	3-3	2-6	0-0
CONFERENCE	5-9	3-3	2-6	0-0
NON-CONFERENCE	0-0	0-0	0-0	0-0

Score by Periods

Team	1st	2nd	OT	TOT
Drexel	444	461	41	946
Opponents	464	420	61	945

Team Box Score

No.	Player				Total		3-Point		F-Throw		Rebounds														
		GP-GS	MIN	AVG	FG-FGA	FG%	3FG-3FGA	3FG%	FT-FTA	FT%	OFF	DEF	TOT	AVG	PF	DQ	A	TO	BLK	STL	PTS	AVG			
23	BUTLER, Yame	14-13	445:50	31.8	74-153	.484	20-52	.385	34-55	.618	21	54	75	5.4	33	2	19	21	6	15	202	14.4			
5	MAGEE, Kobe	14-14	493:29	35.2	68-145	.469	32-68	.471	13-16	.813	21	64	85	6.1	28	0	22	32	3	11	181	12.9			
11	DRAKE, Jason	14-14	361:01	25.8	59-137	.431	21-51	.412	21-26	.808	2	38	40	2.9	26	0	46	31	0	12	160	11.4			
15	HARGROVE, Cole	14-14	452:08	32.3	50-94	.532	1-7	.143	20-33	.606	42	51	93	6.6	39	3	16	21	26	10	121	8.6			
4	BLAKENEY, Shane	14-1	350:55	25.1	39-105	.371	13-47	.277	7-13	.538	9	40	49	3.5	20	0	20	10	10	11	98	7.0			
1	PANOV, Victor	14-14	325:53	23.3	32-77	.416	6-28	.214	9-14	.643	28	33	61	4.4	26	1	12	16	7	6	79	5.6			
22	GARCIA ADSTEN, Villiam	14-0	215:01	15.4	19-41	.463	6-19	.316	2-5	.400	7	22	29	2.1	26	0	12	6	6	4	46	3.3			
3	VANDERHORST, Kevon	14-0	158:08	11.3	17-51	.333	3-17	.176	5-10	.500	8	10	18	1.3	9	0	7	8	2	6	42	3.0			
2	REED, Josh	1-0	04:44	4.7	1-2	.500	0-1	.000	0-0	.000	0	0	0	0.0	0	0	0	0	0	0	2	2.0			
0	SIMMONS, Horace	4-0	32:12	8.1	2-12	.167	1-10	.100	1-2	.500	1	3	4	1.0	2	0	2	4	0	0	6	1.5			
6	EDOMWONYIN, Clem	13-0	73:30	5.7	4-11	.364	0-0	.000	1-5	.200	4	9	13	1.0	14	0	3	5	12	2	9	0.7			
33	AKUTA, Ralph	6-0	12:09	2.0	0-1	.000	0-0	.000	0-0	.000	1	1	2	0.3	3	0	1	0	0	0	0	0.0			
Team											18	26	44					18							
Total		14	2925		365-829	.440	103-300	.343	113-179	.631	162	351	513	36.6	226	6	160	172	72	77	946	67.6			
Opponents		14	2925		337-799	.422	95-287	.331	176-262	.672	155	331	486	34.7	193	4	162	143	39	97	945	67.5			

Team Statistics

	DREXEL	OPP
Scoring		
Points per game	67.6	67.5
Scoring margin	+0.1	-
Field goals-att		
Field goal pct	.440	.422
3 point fg-att		
3-point FG pct	.343	.331
3-pt FG made per game	7.4	6.8
Free throws-att		
Free throw pct	.631	.672
F-Throws made per game	8.1	12.6
Rebounds		
Rebounds per game	36.6	34.7
Rebounding margin	+1.9	-
Assists		
Assists per game	11.4	11.6
Turnovers		
Turnovers per game	12.3	10.2
Turnover margin	-2.1	-
Assist/turnover ratio	0.9	1.1
Steals		
Steals per game	5.5	6.9
Blocks		
Blocks per game	5.1	2.8
Winning streak		
Home win streak	0	-
Attendance		
Home games-Avg/Game	6-1371	8-1885
Neutral site-Avg/Game	-	0-0

Team Results

Date	Opponent		Score	Att.
01/02/2025	at Campbell	L	54-57	1051
01/04/2025	at N.C. A&T	W	68-59	714
01/09/2025	at Stony Brook	W	67-51	1636
01/11/2025	Towson	Lot	82-93	1436
01/16/2025	Elon	L	54-65	959
01/20/2025	Hofstra	W	60-55	1136
01/23/2025	at Northeastern	L	61-70	1237
01/25/2025	Delaware	W	67-54	2446
01/30/2025	at Monmouth	Lot2	97-104	1724
02/01/2025	at Towson	L	54-55	3204
02/06/2025	William & Mary	W	86-66	1085
02/08/2025	UNCW	Lot2	79-81	1163
02/13/2025	at Hampton	L	58-63	408
02/15/2025	at William & Mary	L	59-72	5103



2024-25 Drexel Men's Basketball
Team Game-by-Game
All games

Page 1/1
as of Feb 15, 2025

				Total		3-Pointers		Free throws		Rebounds											
Opponent	Date	Score		FG-FGA	PCT	3FG-3FGA	PCT	FT-FTA	PCT	OFF	DEF	TOT	AVG	PF	A	TO	BLK	STL	PTS	AVG	
Georgian Court	11/04/2024	95-43	W	31-61	.508	15-24	.625	18-25	.720	16	41	57	57.0	11	24	14	5	5	95	95.0	
Colgate	11/09/2024	73-56	W	24-56	.429	13-30	.433	12-15	.800	8	36	44	50.5	13	15	12	9	5	73	84.0	
at Temple	11/12/2024	61-69	L	23-67	.343	7-33	.212	8-12	.667	17	26	43	48.0	21	14	8	2	3	61	76.3	
La Salle	11/16/2024	68-71	L	29-64	.453	6-19	.316	4-11	.364	9	28	37	45.3	13	14	9	6	2	68	74.3	
at Fairfield	11/19/2024	67-61	W	26-55	.473	7-20	.350	8-11	.727	10	29	39	44.0	13	11	13	5	3	67	72.8	
at Fordham	11/22/2024	73-71	W	27-53	.509	9-21	.429	10-11	.909	7	24	31	41.8	13	17	13	5	5	73	72.8	
vs Purdue Fort Wayne	11/25/2024	81-87	L	33-64	.516	7-24	.292	8-11	.727	16	20	36	41.0	13	15	12	3	4	81	74.0	
vs Chicago St.	11/26/2024	83-71	W	31-52	.596	8-19	.421	13-20	.650	12	21	33	40.0	11	15	15	5	6	83	75.1	
Bryant	12/02/2024	73-78	L	27-68	.397	11-28	.393	8-14	.571	15	28	43	40.3	24	15	11	0	4	73	74.9	
vs Penn	12/07/2024	60-47	W	24-53	.453	3-14	.214	9-11	.818	8	32	40	40.3	10	13	14	3	8	60	73.4	
at UAlbany	12/14/2024	77-70	W	25-41	.610	6-11	.545	21-26	.808	6	21	27	39.1	15	12	19	3	5	77	73.7	
at Howard	12/17/2024	68-65	W	25-61	.410	7-27	.259	11-12	.917	11	29	40	39.2	13	9	10	2	3	68	73.3	
Penn St.	12/21/2024	64-75	L	26-56	.464	5-23	.217	7-9	.778	10	21	31	38.5	14	16	13	6	6	64	72.5	
at Campbell	01/02/2025	54-57	L	23-61	.377	5-27	.185	3-7	.429	9	30	39	38.6	12	9	15	2	8	54	71.2	
at N.C. A&T	01/04/2025	68-59	W	26-59	.441	8-22	.364	8-13	.615	14	32	46	39.1	18	10	16	9	6	68	71.0	
at Stony Brook	01/09/2025	67-51	W	25-55	.455	11-22	.500	6-9	.667	15	23	38	39.0	12	17	10	8	5	67	70.8	
Towson	01/11/2025	82-93	Lot	31-65	.477	5-12	.417	15-27	.556	9	22	31	38.5	17	9	7	2	9	82	71.4	
Elon	01/16/2025	54-65	L	21-52	.404	8-24	.333	4-7	.571	8	17	25	37.8	17	10	10	5	4	54	70.4	
Hofstra	01/20/2025	60-55	W	22-55	.400	5-18	.278	11-18	.611	14	27	41	37.9	14	8	11	6	7	60	69.9	
at Northeastern	01/23/2025	61-70	L	24-54	.444	3-18	.167	10-14	.714	14	17	31	37.6	18	9	17	2	4	61	69.5	
Delaware	01/25/2025	67-54	W	27-58	.466	7-20	.350	6-7	.857	11	30	41	37.8	10	11	13	5	4	67	69.3	
at Monmouth	01/30/2025	97-104	Lot2	32-81	.395	12-26	.462	21-23	.913	23	25	48	38.2	27	15	13	7	3	97	70.6	
at Towson	02/01/2025	54-55	L	22-47	.468	6-18	.333	4-9	.444	9	28	37	38.2	12	8	12	6	2	54	69.9	
William & Mary	02/06/2025	86-66	W	31-53	.585	12-24	.500	12-22	.545	6	29	35	38.0	20	22	15	4	6	86	70.5	
UNCW	02/08/2025	79-81	Lot2	31-72	.431	10-24	.417	7-12	.583	12	28	40	38.1	21	15	15	7	6	79	70.9	
at Hampton	02/13/2025	58-63	L	26-61	.426	4-21	.190	2-5	.400	9	23	32	37.9	12	8	8	5	6	58	70.4	
at William & Mary	02/15/2025	59-72	L	24-56	.429	7-24	.292	4-6	.667	9	20	29	37.6	16	9	10	4	7	59	70.0	
Total		1889		716-1580	.453	207-593	.349	250-367	.681	307	707	1014	37.6	410	350	335	126	136	1889	70.0	
Opponents		1809		657-1589	.413	172-567	.303	323-462	.699	288	605	893	33.1	382	322	258	74	193	1809	67.0	

Drexel Averages

Games Played	Points/game	FG Pct	3FG Pct	FT Pct	Rebounds/game	Assists/game	Turnovers/game	Assist/Turnover ratio	Steals/game	Blocks/game
27	70.0	45.3	34.9	68.1	37.6	13.0	12.4	1.0	5.0	4.7



2024-25 Drexel Men's Basketball
Opponents Game-by-Game
All games

Page 1/1
as of Feb 15, 2025

				Total		3-Pointers		Free throws		Rebounds											
Opponent	Date	Score		FG-FGA	PCT	3FG-3FGA	PCT	FT-FTA	PCT	OFF	DEF	TOT	AVG	PF	A	TO	BLK	STL	PTS	AVG	
Georgian Court	11/04/2024	95-43	W	14-65	.215	5-26	.192	10-13	.769	10	17	27	27.0	19	4	12	4	9	43	43.0	
Colgate	11/09/2024	73-56	W	20-60	.333	4-25	.160	12-15	.800	7	23	30	28.5	14	9	5	3	8	56	49.5	
at Temple	11/12/2024	61-69	L	22-53	.415	4-12	.333	21-31	.677	10	28	38	31.7	13	8	7	3	5	69	56.0	
La Salle	11/16/2024	68-71	L	26-62	.419	8-24	.333	11-12	.917	8	28	36	32.8	12	16	10	5	7	71	59.8	
at Fairfield	11/19/2024	67-61	W	24-67	.358	7-28	.250	6-13	.462	15	19	34	33.0	15	10	6	3	10	61	60.0	
at Fordham	11/22/2024	73-71	W	28-60	.467	8-26	.308	7-11	.636	10	20	30	32.5	15	13	10	2	9	71	61.8	
vs Purdue Fort Wayne	11/25/2024	81-87	L	33-59	.559	10-23	.435	11-13	.846	6	18	24	31.3	12	19	5	0	5	87	65.4	
vs Chicago St.	11/26/2024	83-71	W	25-55	.455	12-28	.429	9-15	.600	13	12	25	30.5	21	14	16	4	9	71	66.1	
Bryant	12/02/2024	73-78	L	27-61	.443	4-17	.235	20-31	.645	11	29	40	31.6	13	13	6	4	4	78	67.4	
vs Penn	12/07/2024	60-47	W	20-59	.339	4-18	.222	3-6	.500	7	22	29	31.3	11	9	11	0	6	47	65.4	
at UAlbany	12/14/2024	77-70	W	27-57	.474	2-19	.105	14-15	.933	8	11	19	30.2	19	10	11	1	10	70	65.8	
at Howard	12/17/2024	68-65	W	25-64	.391	6-20	.300	9-10	.900	9	26	35	30.6	10	19	8	2	6	65	65.8	
Penn St.	12/21/2024	64-75	L	29-68	.426	3-14	.214	14-15	.933	19	21	40	31.3	15	16	8	4	8	75	66.5	
at Campbell	01/02/2025	54-57	L	21-54	.389	7-23	.304	8-12	.667	5	30	35	31.6	8	9	13	2	8	57	65.8	
at N.C. A&T	01/04/2025	68-59	W	19-62	.306	2-15	.133	19-22	.864	14	22	36	31.9	17	7	12	3	10	59	65.3	
at Stony Brook	01/09/2025	67-51	W	17-53	.321	7-20	.350	10-13	.769	14	18	32	31.9	10	8	11	2	5	51	64.4	
Towson	01/11/2025	82-93	Lot	35-64	.547	9-20	.450	14-22	.636	11	32	43	32.5	21	14	9	5	4	93	66.1	
Elon	01/16/2025	54-65	L	22-50	.440	6-17	.353	15-17	.882	10	23	33	32.6	10	9	10	0	6	65	66.1	
Hofstra	01/20/2025	60-55	W	19-53	.358	6-21	.286	11-16	.688	9	23	32	32.5	16	15	12	1	6	55	65.5	
at Northeastern	01/23/2025	61-70	L	26-53	.491	6-11	.545	12-24	.500	16	16	32	32.5	15	12	11	6	11	70	65.7	
Delaware	01/25/2025	67-54	W	21-55	.382	5-20	.250	7-8	.875	3	20	23	32.0	13	9	7	3	8	54	65.1	
at Monmouth	01/30/2025	97-104	Lot2	32-68	.471	11-27	.407	29-37	.784	15	28	43	32.5	17	14	9	8	7	104	66.9	
at Towson	02/01/2025	54-55	L	22-57	.386	6-21	.286	5-10	.500	11	20	31	32.5	12	7	3	3	7	55	66.4	
William & Mary	02/06/2025	86-66	W	21-53	.396	5-26	.192	19-31	.613	9	16	25	32.2	17	12	8	0	8	66	66.4	
UNCW	02/08/2025	79-81	Lot2	31-64	.484	7-17	.412	12-25	.480	12	31	43	32.6	19	16	16	5	7	81	67.0	
at Hampton	02/13/2025	58-63	L	26-60	.433	5-18	.278	6-11	.545	14	28	42	33.0	10	14	9	0	5	63	66.8	
at William & Mary	02/15/2025	59-72	L	25-53	.472	13-31	.419	9-14	.643	12	24	36	33.1	8	16	13	1	5	72	67.0	
Total		1809		657-1589	.413	172-567	.303	323-462	.699	288	605	893	33.1	382	322	258	74	193	1809	67.0	
Drexel		1889		716-1580	.453	207-593	.349	250-367	.681	307	707	1014	37.6	410	350	335	126	136	1889	70.0	

Opponents Averages

Games Played	Points/game	FG Pct	3FG Pct	FT Pct	Rebounds/game	Assists/game	Turnovers/game	Assist/Turnover ratio	Steals/game	Blocks/game
27	67.0	41.3	30.3	69.9	33.1	11.9	9.6	1.2	7.1	2.7



#0 Horace Simmons
R-Fr. G | 6-6, 210
Glenside, Pa.
La Salle College H.S.



#1 Victor Panov
Jr. F | 6-7, 235
St. Petersburg, Russia
DME Academy/Daytona St.



#2 Josh Reed
Fr. G | 6-2, 180
Wyndmoor, Pa.
Archbishop Wood



#3 Kevon Vanderhorst
So. G | 6-2, 170
Raleigh, N.C.
Trinity/Brunswick C.C.



#4 Shane Blakeney
So. G | 6-5, 195
Rock Hill, S.C.
Legion Collegiate Acad.



#5 Kobe MaGee
Jr. G | 6-6, 205
Allentown, Pa.
Executive Education Acad.



#6 Clem Edomwonyin
Fr. F | 6-9, 210
East London, England
London Acad./South Kent



#11 Jason "Deuce" Drake
Jr. G | 6-2, 195
Oak Park, Mich.
Ferndale/Butler C.C.



#13 Garfield Turner
Sr., F | 6-8, 250
Gaithersburg, Md.
Mt. Zion/Odesa



#15 Cole Hargrove
Jr., F | 6-8, 250
Norristown, Pa.
Methacton



#22 Villiam Garcia Adsten
So., G | 6-8, 210
Stockholm, Sweden
Korrespondensgymnasiet/Pacific



#23 Yame Butler
Sr. G | 6-5, 210
Greenbelt, Md.
Roosevelt/State Fair C.C.



#25 Max Davis
Jr. G | 6-4, 210
New York, N.Y.
IMG Academy



#33 Ralph Akuta
Fr. F | 7-1, 265
Ijamsville, Md.
Bishop Walsh/Hargrave