

# 2018-19 DRAKE WOMEN'S BASKETBALL

**SOUTH DAKOTA AT DRAKE | THURSDAY, NOV. 15 | KNAPP CENTER (DES MOINES, IOWA) | 6 P.M. | ESPN3**



## 2018-19 STATS



Drake	Team	South Dakota
2-0	2018-19 Record	2-0
-	Conference Record	-
Bulldogs	Nickname	Coyotes
Missouri Valley	Conference	Summit
Des Moines, Iowa	Location	Vermillion, S.D.
Jennie Baranczyk	Head Coach	Dawn Plitzuweit
127-69/7 seasons	Record at School	54-16/3 seasons
Same	Career Record	243-109/13 seasons
90.5	Points/Game	86.5
74.0	Opp. Points/Game	54.0
+16.5	Scoring Margin	+32.5
.508	FG%	.492
.393	Opp. FG%	.327
.451	3FG%	.386
.357	Opp. 3FG%	.360
.684	FT%	.806
45.0	Rebounds/Game	38.5
33.5	Opp. Rebounds/Game	27.5
+11.5	Rebounding Margin	+11.0
25.0	Assists/Game	17.0
19.5	Turnovers/Game	9.0
-4.0	Turnover Margin	+10.0
9.0	Steals/Game	9.0
3.0	Blocks/Game	1.0

## THE SERIES

Overall	Drake, 5-4
Last 10 Meetings	Drake, 5-3
In Des Moines, Iowa	South Dakota, 2-1
In Vermillion, S.D.	Drake, 3-2
Neutral Site	Drake, 1-0
Last Drake Win	Nov. 21, 2013 - 89-81
Last South Dakota Win	Dec. 3, 2015 - 92-87 <sup>OT</sup>
First Meeting	Nov. 23, 1979 - Drake, 94-57
Last Meeting	Dec. 3, 2015 - South Dakota, 92-87 <sup>OT</sup>
Most Drake Points	114, 1981
Most South Dakota Points	89, 2015
Fewest Drake Points	53, 2012
Fewest South Dakota Points	52 (Twice)
Current Streak	South Dakota - 2

## GAMEDAY INFORMATION

<b>TV:</b> Mediacom MC22
<b>TV Talent:</b> Larry Morgan, Laura Leonard
<b>Video:</b> ESPN3 (Cable Subscription Required)
<b>Video Link:</b> <a href="http://www.espn.com/watch/_/id/3452874/south-dakota-vs-drake">http://www.espn.com/watch/_/id/3452874/south-dakota-vs-drake</a>
<b>Radio:</b> 1350 ESPN Des Moines
<b>TuneIn App:</b> <a href="https://goo.gl/qkDWbi">https://goo.gl/qkDWbi</a>
<b>Live Stats:</b> <a href="https://godrakebulldogs.com/sidearmstats/wball/summary">https://godrakebulldogs.com/sidearmstats/wball/summary</a>
<b>In-Game Updates:</b> Twitter @DrakeWBB
<b>Postgame Recap:</b> <a href="http://www.GoDrakeBulldogs.com">www.GoDrakeBulldogs.com</a>

## DRAKE ATHLETIC COMMUNICATIONS

<b>Women's Basketball Contact</b>	John Meyer
<b>Office</b>	515-271-3740
<b>Mobile</b>	515-770-4190
<b>Drake Press Row Phone</b>	515-271-4878
<b>Email</b>	<a href="mailto:john.meyer@drake.edu">john.meyer@drake.edu</a>
<b>Website</b>	<a href="http://GoDrakeBulldogs.com">GoDrakeBulldogs.com</a>
<b>Facebook</b>	Drake University Women's Basketball
<b>Instagram</b>	DrakeWBB
<b>Twitter</b>	DrakeWBB

**DES MOINES, Iowa** – The Drake University women's basketball team hosts South Dakota Thursday in the team's home opener. Tipoff at the Knapp Center is set for 6 p.m. and all of the Bulldogs' night contests this season will tip at 6 p.m. The game will be broadcast locally on Mediacom/MC 22 and digitally on ESPN3.

Drake (2-0) starts its home slate against a familiar regional rival in South Dakota (2-0). The Bulldogs and the Coyotes first played each other in 1979, but didn't play again until the first round of the 2012 WNIT. Drake won the first four meetings in the series, but South Dakota has won four of the past five games, including a pair of victories in Des Moines. The last matchup in 2015 was a 92-87 overtime victory by South Dakota.

This season, the second quarter was key in both of Drake's road wins. Combined the Bulldogs outscored the Cornhuskers and Leathernecks, 59-19, in the second quarter. Drake shot a blistering 70.0 percent (21-of-30) from the floor and 75 percent (12-of-16) from beyond the arc in the two quarters.

Redshirt junior **Sara Rhine** (Eldon, Mo.) was named the first Missouri Valley Conference Player of the Week on Monday. It is the fourth player of the week award all-time for Rhine, who was the 2018 MVC Sixth Player of the Year, and the 91st for the program. Rhine's award, which she earned behind back-to-back double-doubles, is the 25th MVC player of the week award for a Drake player since Drake head coach Jennie Baranczyk took over the program in 2012-13.

This season, South Dakota earned wins at Creighton and a home victory over Incarnate Word. The Coyotes are coming off a 29-7 record in 2017-18, including sweeping the Summit League regular season (14-0). Junior Taylor Frederick is the reigning Summit League Player of the Week who leads the team in scoring at 17.5 points per game.

Following Thursday's home opener, Drake welcomes CSUN Sunday at 1 p.m. in the first-ever meeting between the teams. The Matadors, who play in the Big West Conference, won the 2018 Big West Tournament. CSUN lost to the eventual NCAA champions, Notre Dame, in the first round of the 2018 NCAA Tournament. Sunday's game will be broadcast on ESPN+.

## 2018-19 SCHEDULE

October		
28	Dubuque!	W, 117-33
November		
3	Pittsburg State!	W, 92-55
7	at Nebraska	W, 83-77
10	at Western Illinois	W, 98-71
15	South Dakota	6 p.m.
18	CSUN	1 p.m.
22	vs. Rutgers#	4:30 p.m.
23	vs. TBD#	TBA
24	vs. TBD#	TBA
28	at Creighton	12 p.m.
December		
4	Clarke	11 a.m.
8	at South Dakota State	2 p.m.
16	at Iowa State	12 p.m.
21	Iowa	6 p.m.
January		
4	at Bradley*	7 p.m.
7	at Illinois State*	2 p.m.
11	Loyola*	6 p.m.
13	Valparaiso*	2 p.m.
18	at UNI*	7 p.m.
25	at Indiana State*	6 p.m.
28	at Evansville*	1 p.m.
February		
1	Missouri State*	6 p.m.
3	SIU*	1 p.m.
8	at Valparaiso*	7 p.m.
11	at Loyola*	1 p.m.
15	UNI*	6 p.m.
22	Evansville*	6 p.m.
24	Indiana State*	1 p.m.
March		
1	at SIU*	6 p.m.
3	at Missouri State*	1 p.m.
7	Illinois State*	6 p.m.
9	Bradley*	2 p.m.
14-17	MVC Tournament%	TBA

All Times Central  
! Exhibition  
# Vancouver Showcase (Vancouver, B.C., Canada)  
\* Missouri Valley Conference Game  
% MVC Tournament (Moline, Ill.)



## DRAKE WOMEN'S BASKETBALL GAME NOTES

### 1,000 Point Club

Maddy Dean and Sara Rhine have each scored more than 1,000 points in their outstanding careers. Sammie Bachrodt with 889 points, Becca Hittner with 925 points and Becca Jonas with 858 points are all on the verge of joining Dean and Rhine in the 1,000 point club. Thirty-one Bulldogs have scored 1000 or more points in program history.

### Scoring, Scoring, Scoring

In 2017-18, Drake led the MVC in scoring and field goal percentage for the fourth straight season with a 82.4 clip behind 48.8 shooting. The Bulldogs return 79.4 points (96.4 percent) of that league-leading scoring total. Hittner (15.7 ppg) and Rhine (15.6 ppg) ranked first and second in individual scoring in the MVC.

### Previewing the Bulldogs in 2018-19

Drake, which has finished undefeated each of the past two Missouri Valley Conference regular seasons and tournaments, will vie for a three-peat in 2018-19. A three-peat of the MVC regular season or tournament would each be the first-ever in program history and only the fourth in MVC history. Drake, which qualified for its 12th NCAA Tournament last season, is looking to make the NCAA Tournament for a third-consecutive season, an accomplishment that last occurred for the program from 2000-02.

This season, Drake, which is the preseason favorite in the Valley for a third-straight season, returns its top nine scorers from 2017-18, including the MVC Jackie Stiles Player of the Year, Becca Hittner; the MVC Defensive Player of the Year, Sammie Bachrodt; the MVC Sixth Player of the Year, Sara Rhine; and the MVC Tournament Most Outstanding Player, Maddy Dean. Bachrodt, Hittner and Rhine were each named to the All-MVC First Team while Dean earned All-MVC Honorable Mention honors. Hittner and Rhine ranked first and second, respectively, in scoring in the MVC at 15.7 and 15.6 points per game. Bachrodt led the Valley in assists per game at 4.0 and ranked second in steals at 1.9. Rhine led the league in shooting percentage at 59.1. Dean was named the MVC Tournament's Most Outstanding Player after averaging 17.0 points per game and shooting 10-of-21 from three-point range in the Bulldogs' three wins in Moline, Ill. She averaged 10.6 points and 4.9 rebounds per game in return to the court after missing the 2016-17 season due to injury.

Those four are joined by six other key returners, Hannah Fuller, Becca Jonas, Nicole Miller, Maddie Monahan, Brenni Rose and Katie Van Scycoc. Fuller and Monahan were significant contributors in their first seasons. Rose was one of the team's top weapons off the bench, averaging 8.4 points while shooting 42.3 percent from the three-point line. Also back is Mya Mertz who missed all of last season due to injury but played in every game in 2016-17. Three newcomers, freshmen Maggie Negaard and Allie Wooldridge and Colorado transfer, Monica Burich, round out the roster for 2018-19. Negaard is a talented multi-sport athlete from Stevens Point, Wis. who was selected to multiple all-state teams in basketball as a senior. Playing for Stevens Point Area High School, she was a two-time Wisconsin Valley Conference Player of the Year winner. Wooldridge is another talented multi-sport athlete from Center Point-Urbana, Iowa who was a four-year letterwinner in basketball, soccer and volleyball for Center Point-Urbana High School. She was selected to the Des Moines Register All-State First Team two times in basketball. Washington transfer, Kierra Collier, will sit out this season due to transfer rules and will be eligible for the 2019-20 campaign. Collier from Kansas City, Mo., played in 25 games with 14 starts for the Huskies in her freshman season. She was named Pac-12 All-Freshman Team honorable mention after she averaged 6.6 points, 2.1 assists, 1.5 rebounds and 1.0 steals per game.

## AROUND THE VALLEY

Thursday, Nov. 15

South Dakota at Drake ..... 6 p.m.

Friday, Nov. 16

Valparaiso at Morehead State ..... 5:30 p.m.

Saturday, Nov. 17

Illinois State at Eastern Michigan ..... 11 a.m.

Ball State at Missouri State ..... 2 p.m.

Marshall at Southern Illinois ..... 2 p.m.

Loyola at UIC ..... 3 p.m.

Valparaiso vs. St. Francis ..... 6:30 p.m.

Sunday, Nov. 18

CSUN at Drake ..... 1 p.m.

Rockhurst at Bradley ..... 2 p.m.

Monday, Nov. 19

Illinois State at Cleveland State ..... 6 p.m.

### 2018-19 MVC STANDINGS (\*as of 11/14)

TEAM	MVC	Overall
Drake	0-0	2-0
Indiana State	0-0	2-0
Bradley	0-0	1-0
Evansville	0-0	1-1
Loyola	0-0	1-1
UNI	0-0	1-1
Illinois State	0-0	0-1
Missouri State	0-0	0-2
Southern Illinois	0-0	0-1
Valparaiso	0-0	0-2

### 2018-19 MVC PRESEASON POLL

School (1st-Place Votes)	Points
1. Drake (35)	363
2. UNI (4)	325
3. Missouri State (1)	287
4. Southern Illinois	279
5. Illinois State	223
6. Bradley	193
7. Indiana State	192
8. Valparaiso	135
9. Loyola	127
10. Evansville	76

### 2018-19 MVC PRESEASON TEAM

Becca Hittner, Drake (Preseason POY)

Sara Rhine, Drake

Megan Maahs, UNI

Nicole Martin, Southern Illinois

Alexa Willard, Missouri State

## FOLLOW DRAKE WOMEN'S BASKETBALL

### WEEKLY RADIO SHOW

•Join head coach **Jennie Baranczyk** and men's head coach **Darian DeVries** at Rookies Sports Bar & Grill every Monday night at 7 p.m. for the weekly Drake Basketball Coaches' Radio Show.

•Ric Silvestrini will host as Baranczyk, DeVries and staff and players will recap games, preview upcoming opponents and give fans the latest news on their teams live at Rookies (2180 NW 156th St., Clive) and on the air on ESPN Des Moines 1350-AM.

### SOCIAL MEDIA



Drake University Women's Basketball



@DrakeWBB



@DrakeWBB



**2017-18 HIGHLIGHTS**

- 12th NCAA Tournament appearance and first time making back-to-back NCAA trips since 2001 and 2002.
- The Bulldogs' second-straight MVC Tournament title capped a second-consecutive season in which the program went undefeated against conference foes and the victory over UNI in the MVC championship was the Bulldogs 21st-straight win this season.
- 21-game winning streak (second all-time in program and league history. (2016-17 Drake team won 22-straight games to set both records)
- Fifth-time in program history, Drake has swept the MVC regular season and tournament titles (1997, 1998, 2000, 2017, 2018).
- Drake is 42-0 in the past two seasons in MVC regular season play and tournament action. Before last season, no MVC team had ever gone undefeated in one regular season and now Drake has accomplished the impressive feat twice. The 42-straight conference wins is the third-longest active conference winning streak in the nation behind UConn (116) and Belmont (46).
- Drake has the longest win streak in the history of the Gateway/MVC eras for regular-season contests at 40-straight. The impressive streak started Feb. 26, 2016, with a win over Loyola and No. 40 came at Valparaiso in the regular season finale. The Bulldogs broke SIU's 37-game streak from 1985-1987 during the Gateway era with a win over Illinois State Feb. 25. They broke Missouri State's 24-game record for the MVC with their 80-68 win over the Lady Bears on Jan. 5.
- Fourth-consecutive season with 20 or more wins. The last time the program had four-consecutive 20 or more win seasons was 1996 to 2002 when it had six in a row. Drake is tied with Missouri State for most 20-win seasons in MVC history with 16.
- Drake played one of the toughest non-conference schedules in the nation with a non-conference strength of schedule of No. 11 and RPI of 63.
- The Bulldogs played six NCAA Tournament teams (Creighton, Iowa, Liberty, Nebraska, Oregon and South Dakota State) and five WNIT teams (George Mason, Milwaukee, Missouri State, UNI, Wyoming).
- Drake set three school and two MVC records in assists and shooting this season with the third league record very close. The Bulldogs handed out an impressive 778 assists to smash the previous record of 712 set just last year by the 2016-17 Drake team, knocked down 325 three-pointers to top the previous school mark of 287 (2013-14) and league mark of 305 by 2004-05 Missouri State and have shot a school/league-best 867 three-pointers to top Drake's mark (832, 2013-14)
- Drake finished 8th in the NCAA in points per game (82.4 ppg) and three-pointers made. 6th in field goal percentage (48.8%) while ranked 10th in three-pointers per game at 9.6. The Bulldogs finished first in assists per game (22.9 apg) and second in total assists with 778. Only UConn, Baylor and Drake ranked top-eight nationally in all three categories of assists, field goal percentage and points per game.

**2018-19 PLAYER HONORS**

**Becca Hittner** - MVC Preseason Player of the Year  
Preseason All-MVC First Team

**Sara Rhine** - Preseason All-MVC First Team  
Katrina McClain Award watch list (Top Power Forward)  
MVC Player of the Week (Nov. 12)

**STARTING LINEUP RECORDS**

Bachrodt, Dean, Hittner, Jonas, Monahan..... 2-0

**DOUBLE-FIGURE SCORING GAMES**

Dean ..... 2  
Hittner ..... 2  
Miller ..... 2  
Rhine ..... 2  
Bachrodt ..... 1

**DOUBLE-FIGURE REBOUNTING GAMES**

Rhine ..... 2  
Dean ..... 1

**DOUBLE-FIGURE ASSIST GAMES**

## DRAKE WOMEN'S BASKETBALL GAME NOTES



**Jennie Baranczyk, Head Coach**  
7th season (2012-Present)

### Career Head Coaching Results

Year	Record	Pct.	MVC Record	Pct.
2012-13	11-20	.381	5-13	.277
2013-14	17-15	.531	9-9	.500
2014-15	20-11	.667	15-3	.833
2015-16	23-10	.697	14-4	.778
2016-17	28-5	.848	18-0	1.000
2017-18	26-8	.765	18-0	1.000
2018-19	2-0	1.000		
<b>Total</b>	<b>127-69</b>	<b>.648</b>	<b>79-29</b>	<b>.731</b>

Former University of Iowa standout and Des Moines native, **Jennie (Lillis) Baranczyk** (pronounced bah-rah-n-check), was named the sixth head women's basketball coach at Drake University in April, 2012.

Baranczyk was named 2017-18 Missouri Valley Conference Coach of the Year after leading her team to a second-straight sweep of the MVC regular season and tournament titles. The tourney title earned the Bulldogs the Valley's automatic berth to the NCAA Tournament for the second-straight year and 12th overall in school history. The Bulldogs went undefeated in conference play for the second-consecutive season. Becca Hittner was named the Jackie Stiles MVC Player of the Year while Sammie Bachrodt was MVC Defensive Player of the Year and Sara Rhine MVC Sixth Player of the Year. Those three along with Maddy Dean earned All-MVC honors with the three being named All-MVC First Team and Dean All-MVC Honorable Mention. Dean was named the Most Outstanding Player of the 2018 MVC Tournament.

Baranczyk led Drake to a magical season in 2016-17 with a 28-5 record that included a 22-game winning streak (program/MVC record), being ranked in the AP Top 25 and USA TODAY Top 25 poll. The team went undefeated at 18-0 through the MVC regular season to earn the school's first conference title since 2008 and the first outright title since 2000. Drake won three games in three days at the MVC Tournament for the program's first MVC tournament title since 2007. Baranczyk was honored as the MVC Coach of the Year and the espnW Mid-Major Coach of the Year after her team's historic run to the regular season title. In addition, senior Lizzy Wendell garnered multiple postseason honors. Wendell was named the Jackie Stiles MVC Player of the Year, AP All-America honorable mention (first Drake player since 2012), WBCA All-America Honorable Mention, Senior CLASS Award All-America First Team, MVC All-Defensive Team and to the All-MVC First Team for the fourth time in her outstanding career. Wendell leaves Drake third all-time in career scoring with 2,551 points, a total that also ranks third all-time in the MVC. Joining Wendell on the All-MVC First Team was senior Caitlin Ingle (third straight year) and Hittner. Ingle had a special final season becoming Drake's and the MVC's all-time assists leader while Hittner continued the Bulldogs run of taking home the MVC's top freshman of the year award for the fourth-straight year. Ingle and Wendell led the MVC in assists and scoring for the third-straight year respectively as Ingle averaged 7.6 assists per game and Wendell averaged 21.0 points per game. Also earning awards in 2016-17 were sophomores Bachrodt and Becca Jonas as each earned All-MVC honorable mention accolades. Ingle and Jonas were awarded MVC Scholar-Athlete accolades as Ingle was picked to the MVC Scholar-Athlete First Team for the third-consecutive season while Jonas was picked to the MVC Scholar-Athlete Second Team.

Baranczyk came to Drake after a two-year stint as assistant coach and recruiting coordinator at the University of Colorado, where she was on the staff of head coach Linda Lappe, a former Drake assistant coach. Prior to Colorado, Baranczyk was an assistant coach for four seasons at Marquette after two seasons as an assistant coach at Kansas State. Baranczyk reached postseason tournament play every season as a player and assistant coach. At Iowa, she played in three NCAA tournaments and one WNIT and helped Iowa win the 2001 Big Ten Tournament.

A three-time captain at Iowa, Baranczyk, was a four-year letterwinner at forward from 2000-04 under former Drake head coach Lisa Bluder. One of the best all-around players in Hawkeye basketball history, she was a three-time All-Big Ten Conference selection, earning first-team honors as a junior in 2003 and second-team honors as a sophomore in 2002 and as a senior in 2004. She was an honorable mention All-American in 2003.

Baranczyk graduated from Iowa in 2004 with her bachelor's degree in communication studies and from Kansas State with her master's degree in counseling and student development in 2007. At Iowa, she was the recipient of the 2004 Big Ten Conference's Medal of Honor. First awarded in 1914, the Big Ten's oldest award is given annually to a student in the graduating class of each university that demonstrated proficiency in scholarship and athletics. Baranczyk was also a three-time Academic All-Big Ten pick, a WBCA Scholarship Award recipient, CoSIDA Academic All-District honoree, and a Collegiate Basketball Award for Excellence semifinalist as a senior in 2004.

In her prep career, she helped Dowling Catholic in Des Moines win state championships in 1998 and 2000 and is a member of the Iowa Girls High School Athletic Union Hall of Fame. Jennie and her husband, Scott, have a son, Eli, and two daughters, Jordi and Hope.

## BULLDOGS RECORD WHEN

Playing a ranked opponent.....	
Playing at home.....	
Playing on the road.....	2-0
Playing on a neutral court.....	
Leading at halftime .....	2-0
Tied at halftime .....	
Trailing at halftime .....	
Shooting 45 percent or better.....	1-0
Shooting under 45 percent .....	1-0
Shooting better than opponent .....	1-0
Shooting same or worse.....	1-0
Outrebounding opponent.....	2-0
Tied or outrebounded by opponent .....	
Committing more turnovers .....	1-0
Committing same or fewer turnovers.....	1-0
Scoring fewer than 50 points .....	
Scoring 50-59 points.....	
Scoring 60-69 points.....	
Scoring 70 points or more .....	
Scoring 80 points or more .....	1-0
Scoring 90 points or more .....	
Scoring 100 points or more .....	
Holding opponents to 60 points or fewer .....	
Games decided by five points or less.....	
Games decided by 6-10 points.....	1-0
Games decided by more than 10 points.....	1-0
Overtime games .....	
Longest Losing Streak: .....	
Longest Winning Streak .....	W-2
Current Streak: .....	W-2
Mondays: .....	
Tuesdays: .....	
Wednesdays: .....	1-0
Thursdays: .....	
Fridays: .....	
Saturdays: .....	1-0
Sundays: .....	
November.....	2-0
December .....	
January .....	
February .....	
March.....	

### GAMES LED IN SCORING

Hittner.....	1
Rhine .....	1

### GAMES LED IN REBOUNDING

Rhine .....	1
Dean, Rhine.....	1

### GAMES LED IN ASSISTS

Rose .....	1
Dean, Miller .....	1

# 2018-19 DRAKE OVERALL STATS

## Drake University Combined Team Statistics (as of Nov 10, 2018) All games

RECORD:	OVERALL	HOME	AWAY	NEUTRAL
ALL GAMES	2-0	0-0	2-0	0-0
CONFERENCE	0-0	0-0	0-0	0-0
NON-CONFERENCE	2-0	0-0	2-0	0-0

#	Player	gp-gs	min	avg	Total		3-Point		F-Throw		Rebounds								a	to	blk	stl	pts	avg
					fg-fga	fg%	3fg-fga	3fg%	ft-fa	ft%	off	def	tot	avg	pf	dq								
05	HITTNER,BECCA	2-2	41	20.5	11-20	.550	2-6	.333	7-8	.875	1	4	5	2.5	5	0	2	4	1	4	31	15.5		
50	RHINE,SARA	2-0	42	21.0	12-20	.600	0-1	.000	5-7	.714	8	13	21	10.5	4	0	3	4	0	0	29	14.5		
21	BACHRODT,SAMMIE	2-2	54	27.0	8-20	.400	7-16	.438	1-3	.333	2	9	11	5.5	4	0	6	7	0	3	24	12.0		
24	MILLER,NICOLE	2-0	41	20.5	9-12	.750	6-7	.857	0-1	.000	2	1	3	1.5	2	0	7	2	0	4	24	12.0		
20	DEAN,MADDY	2-2	43	21.5	6-15	.400	4-8	.500	7-10	.700	4	11	15	7.5	1	0	8	5	0	2	23	11.5		
35	JONAS,BECCA	2-2	30	15.0	8-13	.615	0-2	.000	0-0	.000	5	5	10	5.0	3	0	3	6	3	3	16	8.0		
15	WOOLDRIDGE,ALLIE	1-0	12	12.0	3-4	.750	0-0	.000	1-1	1.000	0	2	2	2.0	2	0	2	0	0	0	7	7.0		
31	BURICH,MONICA	2-0	26	13.0	4-8	.500	0-0	.000	0-0	.000	3	4	7	3.5	5	0	1	0	1	0	8	4.0		
22	FULLER,HANNAH	2-0	26	13.0	2-3	.667	2-3	.667	0-0	.000	0	1	1	0.5	4	0	1	1	0	2	6	3.0		
23	NEGAARD,MAGGIE	1-0	10	10.0	1-2	.500	1-2	.500	0-0	.000	0	0	0	0.0	2	0	0	1	0	0	3	3.0		
02	MONAHAN,MADDIE	2-2	38	19.0	1-5	.200	1-1	1.000	3-4	.750	0	1	1	0.5	3	0	7	5	0	0	6	3.0		
12	ROSE,BRENNI	2-0	37	18.5	1-8	.125	0-5	.000	2-4	.500	2	5	7	3.5	3	0	10	4	1	0	4	2.0		
	Team										3	4	7											
	Total.....	2	400		66-130	.508	23-51	.451	26-38	.684	30	60	90	45.0	38	0	50	39	6	18	181	90.5		
	Opponents.....	2	400		53-135	.393	19-63	.302	23-37	.622	27	40	67	33.5	41	-	31	31	6	18	148	74.0		

TEAM STATISTICS	DU	OPP
SCORING	181	148
Points per game	90.5	74.0
Scoring margin	+16.5	-
FIELD GOALS-ATT	66-130	53-135
Field goal pct	.508	.393
3 POINT FG-ATT	23-51	19-63
3-point FG pct	.451	.302
3-pt FG made per game	11.5	9.5
FREE THROWS-ATT	26-38	23-37
Free throw pct	.684	.622
F-Throws made per game	13.0	11.5
REBOUNDS	90	67
Rebounds per game	45.0	33.5
Rebounding margin	+11.5	-
ASSISTS	50	31
Assists per game	25.0	15.5
TURNOVERS	39	31
Turnovers per game	19.5	15.5
Turnover margin	-4.0	-
Assist/turnover ratio	1.3	1.0
STEALS	18	18
Steals per game	9.0	9.0
BLOCKS	6	6
Blocks per game	3.0	3.0
ATTENDANCE	0	4419
Home games-Avg/Game	0-0	2-2210
Neutral site-Avg/Game	-	0-0

Date	Opponent		Score	Att.
11-07-18	at Nebraska	w	83-77	3738
11-10-18	at Western Illinois	w	98-71	681

\* - Conference game

Score by Periods	1st	2nd	3rd	4th	Totals
Drake University	37	59	39	46	181
Opponents	44	19	43	42	148

# 2018-19 DRAKE COMPARISON CHART

Opponent	1st	2nd	Score	Mar	Total FG	FG Pct	3-Pointers	3FG Pct	Free Throws	FT Pct	Rebounds	Assist	T/Over	Block	Steal	Fouls
Nebraska	45/36	38/41	83-77	+6	26-65/27-66	.400/.409	11-28/10-28	.393/.357	20-29/13-17	.690/.765	44/40 +4	18/16	17/20	3/5	10/9	19/24
Western Illinois	51/27	47/44	98-71	+27	40-65/26-69	.615/.377	12-23/9-35	.522/.257	6-9/10-20	.667/.500	46/27 +19	32/15	22/11	3/1	8/9	19/17

Note: Game totals are displayed in the format TEAM/OPPONENT for each category

2018-19 BOX SCORES

Official Basketball Box Score -- Game Totals -- Final Statistics  
Drake University vs Nebraska  
11-07-18 7:01 pm at Pinnacle Bank Arena (Lincoln, Neb.)

Drake University 83 • 1-0																
##	Player		Total		3-Ptr		Rebounds			PF	TP	A	TO	Blk	Stl	Min
			FG-FGA	FG-FGA	FT-FTA	Off	Def	Tot								
35	JONAS, BECCA	c	4-9	0-2	0-0	3	3	6	3	8	0	2	2	2	2	16
02	MONAHAN, MADDIE	g	0-3	0-0	1-2	0	0	0	1	1	2	1	0	0	21	21
05	HITTNER, BECCA	g	6-13	2-5	5-5	0	2	2	4	19	0	3	1	3	23	23
20	DEAN, MADDY	g	2-7	2-5	7-10	3	7	10	1	13	4	2	0	0	23	23
21	BACHRODT, SAMMIE	g	5-13	4-9	1-3	2	3	5	2	15	3	5	0	2	31	31
12	ROSE, BRENNI		0-3	0-3	1-2	1	2	3	0	1	3	1	0	0	16	16
22	FULLER, HANNAH		0-0	0-0	0-0	0	0	0	1	0	0	0	0	0	8	8
24	MILLER, NICOLE		4-6	3-3	0-0	2	0	2	2	11	4	2	0	3	21	21
31	BURICH, MONICA		2-3	0-0	0-0	1	2	3	2	4	0	0	0	0	17	17
50	RHINE, SARA		3-8	0-1	5-7	5	5	10	3	11	2	1	0	0	24	24
Team						2	1	3								
Totals			26-65	11-28	20-29	19	25	44	19	83	18	17	3	10	200	
1st - FG %: 5-21 23.8%      2nd: 10-14 71.4%      3rd: 6-18 33.3%      4th: 5-12 41.7%      Game: 26-65 40.0%      Deadball Rebounds 5																
3FG %: 2-11 18.2%      7-8 87.5%      0-7 0.0%      2-2 100.0%      11-28 39.3%      20-29 69.0%																
FT %: 3-4 75.0%      3-4 75.0%      3-5 60.0%      11-16 68.8%																

Drake University 75 • 0-1

Nebraska 77 • 0-1

#	Player		Total		3-Ptr		Rebounds			PF	TP	A	TO	Blk	Stl	Min
			FG-FGA	FG-FGA	FT-FTA	Off	Def	Tot								
24	Maddie Simon	f	2-6	0-1	0-0	0	4	4	2	4	0	3	0	1	14	
31	Kate Cain	c	2-6	0-0	0-0	1	6	7	2	4	0	4	3	0	24	
03	Hannah Whitish	g	4-10	2-8	0-0	1	0	1	2	10	4	3	0	1	24	
05	Nicea Eliely	g	2-4	2-3	4-4	1	2	3	4	10	1	4	0	2	20	
33	Taylor Kissinger	g	2-8	2-5	2-2	5	1	6	1	8	3	0	0	1	24	
04	Sam Haiby		4-7	1-2	4-4	1	2	3	1	13	2	0	0	0	20	
11	Kristian Hudson		3-8	0-1	1-3	1	0	1	1	7	3	0	0	2	17	
13	Ashtyn Veerbeek		4-8	0-1	0-0	2	5	7	5	8	0	1	1	1	16	
14	Grace Mitchell		0-0	0-0	1-2	1	2	3	2	1	0	0	0	0	6	
32	Leigha Brown		2-5	2-5	0-0	1	0	1	4	6	2	4	0	1	15	
44	Kayla Mershon		2-4	1-2	1-2	2	2	4	0	6	1	1	1	0	20	
Team						0	0	0								
Totals			27-66	10-28	13-17	16	24	40	24	77	16	20	5	9	200	
1st - FG %: 10-18 55.6% 2nd: 2-17 11.8% 3rd: 8-14 57.1% 4th: 7-17 41.2% Game: 27-66 40.9% Deadball																
3FG %: 6-10 60.0% 1-8 12.5% 2-3 66.7% 1-7 14.3% 10-28 35.7% 13-17 76.5% Rebounds																
FT %: 3-4 75.0% 2-4 50.0% 3-3 100.0% 5-6 83.3% 0-0 0.0% 4-7 57.1% 2-2 100.0% 2																

Officials:  
Technical fouls: Drake University-None. Nebraska-None.  
Attendance: 3738  
2018-19 Women's Basketball. Round: 0. Drake vs Nebraska. Played at .

Score by periods	1st	2nd	3rd	4th	Total
Drake University	15	30	15	23	83
Nebraska	29	7	21	20	77

Official Basketball Box Score -- Game Totals -- Final Statistics  
Drake University vs Western Illinois  
11-10-18 4:30 pm at Western Hall (Macomb, Ill.)

Drake University 98 • 2-0																
##	Player		Total		3-Ptr		Rebounds			PF	TP	A	TO	Blk	Stl	Min
			FG-FGA	FG-FGA	FT-FTA	Off	Def	Tot								
35	JONAS,BECCA	c	4-4	0-0	0-0	2	2	4	0	8	3	4	1	1	14	
02	MONAHAN,MADDIE	g	1-2	1-1	2-2	0	1	1	2	5	5	4	0	0	17	
05	HITTNER,BECCA	g	5-7	0-1	2-3	1	2	3	1	12	2	1	0	1	18	
20	DEAN,MADDY	g	4-8	2-3	0-0	1	4	5	0	10	4	3	0	2	20	
21	BACHRODT,SAMMIE	g	3-7	3-7	0-0	0	6	6	2	9	3	2	0	1	23	
12	ROSE,BRENNI		1-5	0-2	1-2	1	3	4	3	3	7	3	1	0	21	
15	WOOLDRIDGE,ALLIE		3-4	0-0	1-1	0	2	2	2	7	2	0	0	0	12	
22	FULLER,HANNAH		2-3	2-3	0-0	0	1	1	3	6	1	1	0	2	18	
23	NEGAARD,MAGGIE		1-2	1-2	0-0	0	0	0	2	3	0	1	0	0	10	
24	MILLER,NICOLE		5-6	3-4	0-1	0	1	1	0	13	3	0	0	1	20	
31	BURICH,MONICA		2-5	0-0	0-0	2	2	4	3	4	1	0	1	0	9	
50	RHINE,SARA		9-12	0-0	0-0	3	8	11	1	18	1	3	0	0	18	
Team						1	3	4								
Totals			40-65	12-23	6-9	11	35	46	19	98	32	22	3	8	200	
1st - FG %:			9-15	60.0%	2nd: 11-16	68.8%	3rd: 10-18	55.6%	4th: 10-16	62.5%	Game:	40-65	61.5%	Deadball		
3FG %:			2-4	50.0%	5-8	62.5%	4-8	50.0%	1-3	33.3%	12-23	52.2%	Rebounds			
FT %:			2-2	100.0%	2-3	66.7%	0-1	0.0%	2-3	66.7%	2-3	66.7%				

Western Illinois 71 • 0-2

#	Player		Total		3-Ptr		Rebounds			PF	TP	A	TO	Blk	Stl	Min
			FG-FGA	FG-FGA	FT-FTA	Off	Def	Tot								
01	Annabel Graettinger	g	5-10	1-3	2-3	0	0	0	3	13	5	1	0	1	30	
13	Olivia Kaufmann	g	3-9	0-2	2-2	2	2	4	2	8	6	6	0	1	29	
21	Grace Gilmore	g	3-10	1-2	1-2	2	3	5	3	8	0	1	0	2	20	
24	Taylor Higginbotham	g	3-6	0-2	2-5	1	4	5	1	8	2	1	0	1	28	
30	Avery Hamm	g	1-7	1-7	0-0	0	0	0	1	3	0	1	0	1	22	
04	Danni Nichols		2-5	1-3	1-4	1	1	2	1	6	0	0	1	2	19	
10	Payton Courier		0-0	0-0	0-0	0	0	0	0	0	0	0	0	0	2	
14	Elizabeth Lutz		5-12	4-11	1-2	0	0	0	3	15	1	0	0	1	20	
22	Mackenzie Rogers		0-2	0-2	0-0	0	1	1	0	0	1	0	0	0	10	
33	Jinda Guidinger		4-8	1-3	1-2	5	5	10	3	10	0	1	0	0	20	
Team						0	0	0								
Totals			26-69	9-35	10-20	11	16	27	17	71	15	11	1	9	200	
1st - FG %: 6-20 30.0% 2nd: 6-16 37.5% 3rd: 7-16 43.8% 4th: 7-17 41.2% Game: 26-69 37.7% Deadball																
3FG %: 1-8 12.5% 0-7 0.0% 4-10 40.0% 4-10 40.0% 9-35 25.7% Rebounds																
FT %: 2-4 50.0% 0-0 0.0% 4-7 57.1% 4-9 44.4% 10-20 50.0% 5,1																

Officials: Doug Knight, Missy Brooks, Brad Maxey  
Technical fouls: Drake University-None. Western Illinois-None.  
Attendance: 681

Score by periods	1st	2nd	3rd	4th	Total
Drake University	22	29	24	23	98
Western Illinois	15	12	22	22	71



## 2018-19 DRAKE WOMEN'S BASKETBALL ROSTER

### Numerical Roster

No.	Name	Pos.	Ht.	Yr.	Hometown (High School/Previous School)
2	Maddie Monahan	G	5-8	So.	Silver Lake, Minn. (Glencoe-Silver Lake)
5	Becca Hittner	G	6-0	Jr.	Urbandale, Iowa (Dowling Catholic)
11	Kierra Collier^	G	5-6	So.	Kansas City, Mo. (Truman/Washington)
12	Brenni Rose	F/G	6-0	Jr.	Shawnee, Kan. (Shawnee Mission Northwest)
15	Allie Wooldridge	F	6-1	Fr.	Center Point, Iowa (Center Point-Urbana)
20	Maddy Dean	G	5-9	RSr.	Jordan, Minn. (Jordan)
21	Sammie Bachrodt	G	5-10	Sr.	Wichita, Kan. (Kapaun Mt. Carmel)
22	Hannah Fuller	G	5-8	So.	West Des Moines, Iowa (Valley)
23	Maggie Negaard	G	5-10	Fr.	Stevens Point, Wis. (Stevens Point Area Senior)
24	Nicole Miller	G	5-9	Sr.	Walker, Iowa (North Linn)
30	Katie Van Scyoc	G	6-1	So.	Green Lake, Wis. (Lourdes Academy)
31	Monica Burich	F	6-2	RJr.	Roseville, Minn. (Roseville/Colorado)
35	Becca Jonas	F/C	6-2	RSr.	Independence, Mo. (Truman)
40	Mya Mertz	F/C	6-2	RSr.	Overland Park, Kan. (Blue Valley Northwest)
50	Sara Rhine	F	6-1	RJr.	Eldon, Mo. (Eldon)

### Alphabetical Roster

No.	Name	Pos.	Ht.	Yr.	Hometown (High School/Previous School)
21	Sammie Bachrodt	G	5-10	Sr.	Wichita, Kan. (Kapaun Mt. Carmel)
31	Monica Burich	F	6-2	RJr.	Roseville, Minn. (Roseville/Colorado)
11	Kierra Collier^	G	5-6	So.	Kansas City, Mo. (Truman/Washington)
20	Maddy Dean	G	5-9	RSr.	Jordan, Minn. (Jordan)
22	Hannah Fuller	G	5-8	So.	West Des Moines, Iowa (Valley)
5	Becca Hittner	G	6-0	Jr.	Urbandale, Iowa (Dowling Catholic)
35	Becca Jonas	F/C	6-2	RSr.	Independence, Mo. (Truman)
40	Mya Mertz	F/C	6-2	RSr.	Overland Park, Kan. (Blue Valley Northwest)
24	Nicole Miller	G	5-9	Sr.	Walker, Iowa (North Linn)
2	Maddie Monahan	G	5-8	So.	Silver Lake, Minn. (Glencoe-Silver Lake)
23	Maggie Negaard	G	5-10	Fr.	Stevens Point, Wis. (Stevens Point)
50	Sara Rhine	F	6-1	RJr.	Eldon, Mo. (Eldon)
12	Brenni Rose	F/G	6-0	Jr.	Shawnee, Kan. (Shawnee Mission Northwest)
30	Katie Van Scyoc	G	6-1	So.	Green Lake, Wis. (Lourdes Academy)
15	Allie Wooldridge	F	6-1	Fr.	Center Point, Iowa (Center Point-Urbana)

^will sit out 2018-19 season due to NCAA transfer rules

### PRONUNCIATION

Bachrodt – back-wrote

Burich – burr-ich

Collier – call-year

Negaard – knee-guard

Van Scyoc – van-soyk

**Head Coach:** Jennie Baranczyk (bah-rahn-check)

**Associate Head Coach:** Allison Pohlman (pole-man)

**Assistant Coaches:** Nicci Hays Fort, Markisha Wright

**Coordinator of Basketball Operations:** Cortni Rush

**Graduate Team Managers:** Andrew Beall, Chantel Osahor (oh-suh-hor)





## 2 Maddie Monahan

## MONAHAN 2018-19 GAME-BY-GAME STATISTICS

Guard  
5-8  
So.  
Silver Lake, Minn.  
Glencoe-Silver Lake

Opponent	Date	GS	Min	FG	FGA	Pct	3FG	FGA	Pct	FT	FTA	Pct	Off	Def	Tot	Avg	PF	FO	A	TO	Blk	Stl	Pts	Avg
at Nebraska	11-07-18*	21	0	3	.000	0	0	.000	1	2	.500	0	0	0	0.0	1	0	2	1	0	0	1	1.0	
at Western Illinois	11-10-18*	17	1	2	.500	1	1	1.000	2	2	1.000	0	1	1	0.5	2	0	5	4	0	0	5	3.0	

### CAREER HIGHS

Points.....	9.....	at Southern Illinois (1-7-18)[3]
Rebounds.....	3.....	Indiana State (1-12-18)[4]
Assists.....	9.....	at Evansville (2-9-18)
Blocks.....	1.....	vs UNI (3-11-18)
Steals.....	3.....	at Southern Illinois (1-7-18)[2]
FG Made.....	4.....	at Southern Illinois (1-7-18)[3]
FG Att.....	7.....	Creighton (12-3-17)
3PT Made.....	2.....	at Evansville (2-9-18)[2]
3PT Att.....	3.....	at Evansville (2-9-18)
FT Made.....	3.....	at Oregon (11-12-17)
FT Att.....	4.....	at Oregon (11-12-17)
Minutes.....	47.....	Creighton (12-3-17)

### SEASON HIGHS

Points.....	5.....	at Western Illinois (11-10-18)
Rebounds.....	1.....	at Western Illinois (11-10-18)
Assists.....	5.....	at Western Illinois (11-10-18)
Blocks.....	.....	
Steals.....	.....	
FG Made.....	1.....	at Western Illinois (11-10-18)
FG Att.....	3.....	at Nebraska (11-7-18)
3PT Made.....	1.....	at Western Illinois (11-10-18)
3PT Att.....	1.....	at Western Illinois (11-10-18)
FT Made.....	2.....	at Western Illinois (11-10-18)
FT Att.....	2.....	at Western Illinois (11-10-18)[2]
Minutes.....	20.....	at Nebraska (11-7-18)


### MONAHAN CAREER STATISTICS

Year	GP	GS	Min	Avg	Total	3-Point	F-Throw	Rebounds	PF	FO	Ast	TO	Blk	Stl	Pts	Avg
2017-18	34	32	759	22.3	60	103.583	16	38.421	23	29	.793	10	28	38	1.1	4.7
2018-19	2	2	38	19.0	1	5.200	1	11.000	3	4	.750	0	1	1	0.5	3.0
<b>TOTAL</b>	<b>36</b>	<b>34</b>	<b>797</b>	<b>22.1</b>	<b>61</b>	<b>108.565</b>	<b>17</b>	<b>39.436</b>	<b>26</b>	<b>33</b>	<b>.788</b>	<b>10</b>	<b>29</b>	<b>39</b>	<b>1.1</b>	<b>4.6</b>

**Freshman Year (2017-18):** Scored a career-high nine points at SIU (Jan. 7) ... handed out career-high nine assists at Evansville (Feb. 9).

**High School:** Talented multi-sport athlete for Glencoe-Silver Lake ... selected all-conference and all-state as a senior in basketball ... four-time all-conference selection in basketball ... school record holder in career assists, points and steals ... scored more than 2,000 career points ... all-conference academic in basketball and track and field all four years, three-time selection in volleyball ... two-time state qualifier in the 300 meter hurdles on the track ... holds the school record holder in the 300 meter hurdles ... played volleyball her first three seasons.

**Personal:** Born Sept., 1999 ... daughter of Jeff and Kelli Monahan ... has three younger sisters, McKenna, Miah and Mylea ... basketball coach was her father, and played her senior season with her two sisters, McKenna and Miah ... major is secondary education with a mathematics emphasis ... picked Drake because she loved the coaches, the players seem like they have developed a sisterhood on-and-off the court and wanted to be part of the family bond.

5 Becca Hittner		HITTNER 2018-19 GAME-BY-GAME STATISTICS																			
	Guard	Opponent	Date	GS	Min	FG	FGA	Pct	3FG	FGA	Pct	FT	FTA	Pct	Off	Def	Tot	Avg	PF	FO	A
	6-0	at Nebraska	11-07-18*	23	6	13	462	2	5	.400	5	5	1.000	0	2	2	2.0	4	0	0	3
	Jr. Urbandale, Iowa Dowling Catholic	at Western Illinois	11-10-18*	18	5	7	.714	0	1	.000	2	3	.667	1	2	3	2.5	1	0	2	1
<b>CAREER HIGHS</b> Points.....27.....at Iowa (12-21-17) Rebounds.....11.....at UNI (1-27-17) Assists.....7.....at Southern Illinois (1-7-18) Blocks.....4.....at Indiana State (2-17-17) Steals.....5.....at Missouri State (1-1-17) FG Made.....11.....at Iowa (12-21-17) FG Att.....24.....at Iowa (12-21-17) 3PT Made.....5.....Bradley (2-23-18) 3PT Att.....11.....at Iowa (12-21-17) FT Made.....11.....vs. Valparaiso (3-9-18) FT Att.....11.....vs. Valparaiso (3-9-18)[2] Minutes.....37.....Creighton (12-3-17)		<b>SEASON HIGHS</b> Points.....19.....at Nebraska (11-7-18) Rebounds.....2.....at Nebraska (11-7-18) Assists.....2.....at Western Illinois (11-10-18) Blocks.....1.....at Nebraska (11-7-18) Steals.....3.....at Nebraska (11-7-18) FG Made.....6.....at Nebraska (11-7-18) FG Att.....13.....at Nebraska (11-7-18) 3PT Made.....2.....at Nebraska (11-7-18) 3PT Att.....5.....at Nebraska (11-7-18) FT Made.....5.....at Nebraska (11-7-18) FT Att.....5.....at Nebraska (11-7-18) Minutes.....24.....at Nebraska (11-7-18)																			

#### HITTNER CAREER STATISTICS


Year	GP	GS	Min	Avg	Total		3-Point		F-Throw			Rebounds				PF	FO	Ast	TO	Blk	Stl	Pts	Avg		
					FG	FGA	Pct	FG	FGA	Pct	FT	FTA	Pct	Off	Def									Tot	Avg
2016-17	29	27	677	23.3	124	233	.532	50	95	.526	63	79	.797	41	132	173	6.0	67	1	64	47	19	31	361	12.4
2017-18	34	34	835	24.6	171	355	.482	62	142	.437	129	147	.878	23	131	154	4.5	47	0	85	63	19	25	533	15.7
2018-19	2	2	41	20.5	11	20	.550	2	6	.333	7	8	.875	1	4	5	2.5	5	0	2	4	1	4	31	15.5
TOTAL	65	63	1553	23.9	306	608	.503	114	243	.469	199	234	.850	65	267	332	5.1	119	1	151	114	39	60	925	14.2

**Sophomore Year (2017-18):** Jackie Stiles MVC Player of the Year .... All-MVC First Team selection ... MVC Scholar-Athlete First Team ... MVC All-Tournament team ... preseason All-MVC selection ... MVC Player of the Week (Jan. 9, Feb. 26) ... MVC Scholar-Athlete of the Week (Dec. 13, Jan. 3, Jan. 10, March 7) ... poured in a career-high 27 points against Iowa ... scored eight or more points in every game this season ... double figures in every game but five ... made a school-record 51-straight free throws after a miss at Missouri State (Jan. 5) until she missed her fourth free throw attempt against Bradley (Feb. 23) ... tied with Sara Rhine for most 20-plus scoring games with six.

**Freshman Year (2016-17):** MVC Freshman of the Year ... fourth-straight Bulldog to win top MVC freshman award ... All-MVC First Team ... awarded MVC Newcomer of the Week six times (Dec. 19, Dec. 26, Jan. 3, Jan. 23, Feb. 13, Feb. 20) ... has continued the run of Bulldog freshman contributing immediately in their first season ... local product from Dowling Catholic ... missed the first four games of the season, but has played in 28 games with 26 starts since ... has scored in double figures in 22 games, including in the last 14 games ... poured in a career-high 22 points in the win over Missouri State on March 2.

**Prep:** Helped Dowling Catholic capture the Iowa Class 5A State title in 2014, a runner-up finish in 2013 and a berth in the semifinals in 2015 ... three-time all-state selection, including first team accolades as a senior ... first team All-Iowa Elite honoree as a senior ... averaged 19.0 points and 8.0 rebounds per game as a senior ... three-time all-conference selection ... four-year letterwinner in basketball ... two-year letterwinner in soccer.

**Personal:** Business major ... born March, 1998 ... daughter of Nick and Jill Hittner ... has one brother, Jonathan and one sister, Allison ... picked Drake for the close proximity for her family to watch games, the family feel of the women's basketball program, the strong academics, coaching staff and the campus.

COLLIER 2018-19 GAME-BY-GAME STATISTICS																																																			
	<div>11 Kierra Collier</div> <div>Guard</div> <div>5-6</div> <div>So.</div> <div>Kansas City, Mo.</div> <div>Truman/</div> <div>Washington</div>																																																		
<table><tr><th>Opponent</th><th>Date</th><th>GS</th><th>Min</th><th>FG</th><th>FGA</th><th>Pct</th><th>3FG</th><th>FGA</th><th>Pct</th><th>FT</th><th>FTA</th><th>Pct</th><th>Off</th><th>Def</th><th>Tot</th><th>Avg</th><th>PF</th><th>FO</th><th>A</th><th>TO</th><th>Blk</th><th>Stl</th><th>Pts</th><th>Avg</th></tr><tr><td colspan="25"></td></tr></table>		Opponent	Date	GS	Min	FG	FGA	Pct	3FG	FGA	Pct	FT	FTA	Pct	Off	Def	Tot	Avg	PF	FO	A	TO	Blk	Stl	Pts	Avg																									
Opponent	Date	GS	Min	FG	FGA	Pct	3FG	FGA	Pct	FT	FTA	Pct	Off	Def	Tot	Avg	PF	FO	A	TO	Blk	Stl	Pts	Avg																											
<div>CAREER HIGHS* (Washington)</div> <div>Points.....18.....at Idaho (12-1-17)</div> <div>Rebounds.....5.....vs. Creighton (11-24-17)</div> <div>Assists.....5.....Seattle (12-20-17)</div> <div>Blocks.....1.....at Stanford (1-14-18)</div> <div>Steals.....3.....Washington State (1-21-18)</div> <div>FG Made.....7.....at Idaho (12-1-17)</div> <div>FG Att.....14.....at Boise State (12-7-17)</div> <div>3PT Made.....2.....at Stanford (1-14-18)</div> <div>3PT Att.....6.....at Idaho (12-1-17)</div> <div>FT Made.....5.....at Ohio State (11-19-17)</div> <div>FT Att.....5.....vs. Oregon State (2-1-17)(3)</div> <div>Minutes.....31.....Washington State (1-21-18)</div> <div>SEASON HIGHS</div> <div>Points.....</div> <div>Rebounds.....</div> <div>Assists.....</div> <div>Blocks.....</div> <div>Steals.....</div> <div>FG Made.....</div> <div>FG Att.....</div> <div>3PT Made.....</div> <div>3PT Att.....</div> <div>FT Made.....</div> <div>FT Att.....</div> <div>Minutes.....</div>																																																			

#### COLLIER CAREER STATISTICS

Year	GP	GS	Min	Avg	Total			3-Point			F-Throw			Rebounds				PF	FO	Ast	TO	Blk	Stl	Pts	Avg
					FG	FGA	Pct	FG	FGA	Pct	FT	FTA	Pct	Off	Def	Tot	Avg								
2017-18	25	14	541	21.6	62	180	.344	12	63	.190	29	48	.604	16	22	38	1.5	77	3	52	44	1	25	165	6.6
<b>TOTAL</b>	<b>25</b>	<b>14</b>	<b>541</b>	<b>21.6</b>	<b>62</b>	<b>180</b>	<b>.344</b>	<b>12</b>	<b>63</b>	<b>.190</b>	<b>29</b>	<b>48</b>	<b>.604</b>	<b>16</b>	<b>22</b>	<b>38</b>	<b>1.5</b>	<b>77</b>	<b>3</b>	<b>52</b>	<b>44</b>	<b>1</b>	<b>25</b>	<b>165</b>	<b>6.6</b>

**Sophomore Year (2018-19):** Will sit out the season after transferring from University of Washington ... will have three seasons of eligibility beginning in 2019-20 season.

**Prior to Drake:** Played in 25 games with 14 starts for the Huskies ... named Pac-12 All-Freshman Team honorable mention ... averaged 6.6 points, 2.1 assists, 1.5 rebounds and 1.0 steals per game ... suffered wrist injury in practice on Jan. 3, that significantly limited her playing time over the next month before she was shutdown for the season in mid-February ... team's fourth-leading scorer prior to injury, averaging 8.4 points per game ... scored season-high 18 points at Idaho, hitting 7-of-14 from the field and added three steals ... poured in 15 points at then No. 9 Ohio State, connecting on 4-of-9 from the field and added three assists and three rebounds ... scored 12 points in 28 minutes in first career start against Portland ... led team in scoring in first collegiate game, with 11 points on 4-of-6 shooting in 19 minutes against Idaho State.

**High School:** Played three years at Truman High School in Independence, Mo. and one year at Blue Valley North High School in Overland Park, Kan. ... three-time all-conference, all-district and all-state selection, including being named Missouri Class 5 First Team All-State as a junior ... two-time finalist for the prestigious DiRenna Award presented annually to the Kansas City Metro Area Player of the Year ... scored more than 1,200 points in three seasons at Truman behind shooting 49.0 percent from the field ... recorded double-figure points in 53 consecutive contests and scored more than 20 points in 20-plus games, scored 30 or more points on three occasions. ... as a sophomore, led the Patriots in scoring (15.8) and assists (4.4) and helped her team qualify for the state playoffs. She followed that season as a junior with 22.1 points, 5.9 rebounds, 3.3 steals and 2.5 assists per game ... was named The Examiner's Player of the Year twice in her prep career.

**Personal:** Born Dec., 1998 ... daughter of Ray Smith and Shauna Collier ... has three siblings, Kiauna, Shaun and Sierra ... chose Drake for its atmosphere, support, close to home and believes the program has lots of potential to do big things in the NCAA tournament.



## 12 Brenni Rose

Forward/Guard  
6-0  
Jr.  
Shawnee, Kan.  
Shawnee Mission  
Northwest

## ROSE 2018-19 GAME-BY-GAME STATISTICS

Opponent	Date	GS	Min	FG	FGA	Pct	3FG	FGA	Pct	FT	FTA	Pct	Off	Def	Tot	Avg	PF	FO	A	TO	Blk	Stl	Pts	Avg
at Nebraska	11-07-18	16	0	3	.000	0	3	.000	1	2	.500	1	2	3	3.0	0	0	3	1	0	0	1	1.0	
at Western Illinois	11-10-18	21	1	5	.200	0	2	.000	1	2	.500	1	3	4	3.5	3	0	7	3	1	0	3	2.0	

### CAREER HIGHS

Points.....	22	.....	Wichita State (3-4-17)
Rebounds.....	10	.....	at Indiana State (2-11-18)(2)
Assists.....	7	.....	at Western Illinois (11-10-18)(2)
Blocks.....	4	.....	Clarke (12-8-16)
Steals.....	4	.....	Iowa Wesleyan (12-5-17)
FG Made.....	8	.....	Wichita State (3-4-17)
FG Att.....	12	.....	Creighton (12-3-17)(2)
3PT Made.....	5	.....	Wichita State (3-4-17)
3PT Att.....	6	.....	Wichita State (3-4-17)
FT Made.....	9	.....	at UNI (1-27-17)
FT Att.....	11	.....	Creighton (12-3-17)
Minutes.....	33	.....	Creighton (12-3-17)

### SEASON HIGHS

Points.....	1	.....	at Nebraska (11-7-18)
Rebounds.....	3	.....	at Nebraska (11-7-18)
Assists.....	7	.....	at Western Illinois (11-10-18)
Blocks.....	1	.....	at Western Illinois (11-10-18)
Steals.....		.....	
FG Made.....	1	.....	at Western Illinois (11-10-18)
FG Att.....	5	.....	at Western Illinois (11-10-18)
3PT Made.....		.....	
3PT Att.....	3	.....	at Nebraska (11-7-18)
FT Made.....	1	.....	at Western Illinois (11-10-18)(2)
FT Att.....	2	.....	at Western Illinois (11-10-18)(2)
Minutes.....	21	.....	at Western Illinois (11-10-18)

### ROSE CAREER STATISTICS

Year	GP	GS	Min	Avg	Total			3-Point			F-Throw			Rebounds			PF	FO	Ast	TO	Blk	Stl	Pts	Avg	
					FG	FGA	Pct	FG	FGA	Pct	FT	FTA	Pct	Off	Def	Tot									Avg
2016-17	33	0	605	18.3	83	159	.522	29	66	.439	35	57	.614	49	64	113	3.4	45	0	35	45	19	28	230	7.0
2017-18	33	27	718	21.8	100	198	.505	30	71	.423	46	65	.708	37	109	146	4.4	72	1	100	64	17	30	276	8.4
2018-19	2	0	37	18.5	1	8	.125	0	5	.000	2	4	.500	2	5	7	3.5	3	0	10	4	1	0	4	2.0
TOTAL	68	27	1360	20.0	184	365	.504	59	142	.415	83	126	.659	88	178	266	3.9	120	1	145	113	37	58	510	7.5


**Sophomore Year (2017-18):** Averaged 8.4 points per game with a .505 shooting percentage...recorded a season high 20-points against Nebraska...shot 6-10 and recorded a season-high nine rebounds against Iowa Wesleyan...played a career-high 33 minutes in 4OT game against Creighton

**Freshman Year (2016-17):** Awarded MVC Newcomer of the Week (Jan. 30, March 6)... played in all 33 games this season... averaged 7.1 points per game and 3.4 rebounds per game while shooting 52.6 percent from the floor and 44.6 percent from the three-point line... recorded a career high of 22 points on 8-of-12 shooting performance along with make a career-high of five three-pointers on six attempts in the win against Wichita State (March 4)... had a career-high of 10 rebounds against UNI (Jan. 27)... registered career-highs of four assists against Illinois State (Feb. 10), four blocks and three steals against Clarke (Dec. 8)... scored in double digits nine times... averaged 18.3 minutes and 1.1 assists per game.

**High School:** Helped Shawnee Mission Northwest earn a runner-up finish at the 2016 Kansas Class 6A state tournament ... first team all-state selection as a senior ... second team all-state as a junior and a sophomore ... team qualified for state in final three seasons, including fourth place finish in 2015 ... four-time all-conference selection ... four-year letterwinner in basketball ... two-year letterwinner in track and field ... threw the javelin.

**Personal:** Born Oct., 1997 ... daughter of Mike and Lori Rose ... has three sisters, Kylee, Emmalee and Mallori and one brother, Tanner ... majoring in secondary education ... picked Drake for the coaches and student-athletes, competitive atmosphere and academics.





15 Allie Wooldridge

Forward

6-1

Fr.

Center Point, Iowa

Center Point-Urbana

CAREER/SEASON HIGHS

Points.....7.....at Western Illinois (11-10-18)

Rebounds .....2.....at Western Illinois (11-10-18)

Assists .....2.....at Western Illinois (11-10-18)

Blocks.....

Steals.....

FG Made.....3.....at Western Illinois (11-10-18)

FG Att .....4.....at Western Illinois (11-10-18)

3PT Made.....

3PT Att.....

FT Made .....1.....at Western Illinois (11-10-18)

FT Att .....1.....at Western Illinois (11-10-18)

Minutes.....12.....at Western Illinois (11-10-18)

WOOLDRIDGE 2018-19 GAME-BY-GAME STATISTICS

Opponent	Date	GS	Min	FG	FGA	Pct	3FG	FGA	Pct	FT	FTA	Pct	Off	Def	Tot	Avg	PF	FO	A	TO	Blk	Stl	Pts	Avg
at Nebraska	11-07-18	DNP																						
at Western Illinois	11-10-18	12	3	4	.750	0	0	.000	1	1	1.000	0	2	2	2.0	2	0	2	0	0	0	7	7.0	

#### WOOLDRIDGE CAREER STATISTICS

Year	GP	GS	Min	Avg	Total			3-Point			F-Throw			Rebounds				PF	FO	Ast	TO	Blk	Stl	Pts	Avg
					FG	FGA	Pct	FG	FGA	Pct	FT	FTA	Pct	Off	Def	Tot	Avg								
2018-19	1	0	12	12.0	3	4.750		0	0.000		1	11.000		0	2	2	2.0	2	0	2	0	0	0	7	7.0
<b>TOTAL</b>	<b>1</b>	<b>0</b>	<b>12</b>	<b>12.0</b>	<b>3</b>	<b>4.750</b>		<b>0</b>	<b>0.000</b>		<b>1</b>	<b>11.000</b>		<b>0</b>	<b>2</b>	<b>2</b>	<b>2.0</b>	<b>2</b>	<b>0</b>	<b>2</b>	<b>0</b>	<b>0</b>	<b>0</b>	<b>7</b>	<b>7.0</b>

**High School:** Talented multi-sport athlete for Center Point-Urbana ... four year letterwinner in basketball, soccer and volleyball ... selected to the Des Moines Register All-State First Team two times in basketball ... selected to all-state teams after sophomore, junior and senior seasons in basketball ... four-time WaMaC All-Conference selection in basketball ... helped basketball team qualify for the Iowa Class 4A State Tournament as a senior and junior ... selected to the state basketball all-tournament team ... graduated as the school's all-time leader in assists, blocks and rebounds ... selected first-team all-state by the IAHSSCA in soccer as a senior ... earned multiple all-conference selections in soccer and volleyball ... helped soccer team qualify for the Iowa Class 1A State Tournament as a senior and junior ... soccer team finished as runner-ups at 2017 tournament.

**Personal:** Born Aug., 1999 ... daughter of Andy and Ann Wooldridge ... father played football at Northern Illinois ... mother played basketball and softball at Mount Mercy ... has three sisters, Arika, Jaclyn and Jess ... Jess played soccer at Northern Illinois from 2013-16 ... majoring in business ... chose Drake for the program's culture and to stay in the state of Iowa.



## 20 Maddy Dean

Guard  
5-9  
RSr.  
Jordan, Minn.  
Jordan

## DEAN 2018-19 GAME-BY-GAME STATISTICS

Opponent	Date	GS	Min	FG	FGA	Pct	3FG	FGA	Pct	FT	FTA	Pct	Off	Def	Tot	Avg	PF	FO	A	TO	Blk	Stl	Pts	Avg
at Nebraska	11-07-18*	23	2	7	.286	2	5	.400	7	10	.700	3	7	10	10.0	1	0	4	2	0	0	13	13.0	
at Western Illinois	11-10-18*	20	4	8	.500	2	3	.667	0	0	.000	1	4	5	7.5	0	0	4	3	0	2	10	11.5	

### CAREER HIGHS

Points.....	27	at Illinois State (2-8-15)
Rebounds.....	16	at Evansville (1-25-15)
Assists.....	12	Valparaiso (12-29-17)
Blocks.....	2	Nebraska (12-9-17)[3]
Steals.....	3	Iowa Wesleyan (12-5-17)[4]
FG Made.....	9	at Illinois State (2-8-15)
FG Att.....	19	Evansville (2-20-15)[2]
3PT Made.....	5	at Loyola (3-1-18)[2]
3PT Att.....	13	Evansville (2-20-15)
FT Made.....	7	at Nebraska (11-7-18)[5]
FT Att.....	10	at Nebraska (11-7-18)
Minutes.....	41	vs Evansville (3-13-15)

### SEASON HIGHS

Points.....	13	at Nebraska (11-7-18)
Rebounds.....	10	at Nebraska (11-7-18)
Assists.....	4	at Western Illinois (11-10-18)[2]
Blocks.....		
Steals.....		
FG Made.....	4	at Western Illinois (11-10-18)
FG Att.....	8	at Western Illinois (11-10-18)
3PT Made.....	2	at Western Illinois (11-10-18)[2]
3PT Att.....	5	at Nebraska (11-7-18)
FT Made.....	7	at Nebraska (11-7-18)
FT Att.....	10	at Nebraska (11-7-18)
Minutes.....	23	at Nebraska (11-7-18)

### DEAN CAREER STATISTICS

DEAN CAREER STATISTICS																									
					Total			3-Point			F-Throw			Rebounds											
Year	GP	GS	Min	Avg	FG	FGA	Pct	FG	FGA	Pct	FT	FTA	Pct	Off	Def	Tot	Avg	PF	FO	Ast	TO	Blk	Stl	Pts	Avg
2014-15	31	20	875	28.2	144	378	.381	67	225	.298	68	86	.791	34	180	214	6.9	68	2	52	68	12	33	423	13.6
2015-16	33	33	906	27.5	155	366	.423	47	145	.324	70	91	.769	63	168	231	7.0	67	0	89	88	13	34	427	12.9
2017-18	34	2	734	21.6	128	319	.401	64	182	.352	42	55	.764	43	123	166	4.9	58	0	123	75	8	27	362	10.6
2018-19	2	2	43	21.5	6	15	.400	4	8	.500	7	10	.700	4	11	15	7.5	1	0	8	5	0	2	23	11.5
TOTAL	100	57	2558	25.6	433	1078	.402	182	560	.325	187	242	.773	144	482	626	6.3	194	2	272	236	33	96	1235	12.4

**Redshirt Junior Year (2017-18):** MVC All-Tournament MVP and all-tournament team ... All-MVC Honorable Mention ... MVC Scholar-Athlete Second Team ... handed out a career-high 12 assists in win over Valparaiso on Dec. 29 ... scored her 1,000th career-point in win over UNI on Jan. 19 win ... MVC Scholar-Athlete of the Week (Feb. 7) ... season-high 22 points against SIU in MVC semifinals.

**Junior Year (2016-17):** Missed the season due to injury.

**Sophomore Year (2015-16):** Named to the All-MVC Scholar-Athlete Second Team ... named MVC Scholar-Athlete of the Week (Jan. 12) ... started all 33 games ... averaged 12.9 points per game, which ranked 13th in the MVC ... pulled down 7.0 rebounds per game, which led the team and ranked tied for sixth in MVC ... seven points/rebounds double-doubles on the season ... shot 76.9 from free throw line, which ranked eighth in MVC ... scored seson-high 20 points in win at UNLV (Nov. 29).

**Freshman Year (2014-15):** 2015 MVC Freshman of the Year ... First-Team All-MVC selection ... three-time MVC Newcomer of the Week ... 20 career starts ... had 10 points and 10 boards against Creighton (Dec. 14) for her second career double-double ... poured in 23 points along with pulling down 10 rebounds in the Loyola (Jan. 2) win ...tallied a career-high 16 boards at Evansville ... scored a career-high 27 points in win over Illinois State (Feb. 8). ... 8 double-doubles on the season in points and rebounds.

**Prep:** Earned all-state honors in each of her final three seasons ... helped Jordan High School capture three straight conference championships ... two-time MVP of the Minnesota River Valley Conference ... averaged 30.8 points per game and 12 rebounds per game her senior season ... nominated for 2014 Miss Minnesota basketball player of the year award.

**Personal:** Born April, 1996 in Shakopee, Minn. ... daughter of Joe and Ryn Dean ... has two brothers, Jackson and Camden ... accounting and finance major ... started MBA classes ... named to the 2014-15 MVC Academic Honor Roll.



**21 Sammie Bachrodt**

Guard  
5-10  
Sr.  
Wichita, Kan.  
Kapaun Mt. Carmel

## BACHRODT 2018-19 GAME-BY-GAME STATISTICS

Opponent	Date	GS	Min	FG	FGA	Pct	3FG	FGA	Pct	FT	FTA	Pct	Off	Def	Tot	Avg	PF	FO	A	TO	Blk	Stl	Pts	Avg
at Nebraska	11-07-18*	31	5	13	.385	4	9	.444	1	3	.333	2	3	5	5.0	2	0	3	5	0	2	15	15.0	
at Western Illinois	11-10-18*	23	3	7	.429	3	7	.429	0	0	.000	0	6	6	5.5	2	0	3	2	0	1	9	12.0	

### CAREER HIGHS

Points.....	23	.....	Wichita State (3-4-17)
Rebounds.....	10	.....	at Evansville (2-5-17)
Assists.....	10	.....	at Texas A&M (3-16-18)
Blocks.....	3	.....	Nebraska (12-9-17)
Steals.....	6	.....	Liberty (11-17-17)(4)
FG Made.....	9	.....	Wichita State (3-4-17)
FG Att.....	16	.....	Creighton (12-3-17)
3PT Made.....	5	.....	Wichita State (3-4-17)
3PT Att.....	9	.....	at Nebraska (11-7-18)
FT Made.....	5	.....	Liberty (11-17-17)
FT Att.....	6	.....	Liberty (11-17-17)
Minutes.....	50	.....	Creighton (12-3-17)

### SEASON HIGHS

Points.....	13	.....	at Nebraska (11-7-18)
Rebounds.....	6	.....	at Western Illinois (11-10-18)
Assists.....	3	.....	at Western Illinois (11-10-18)[2]
Blocks.....			
Steals.....	2	.....	at Nebraska (11-7-18)
FG Made.....	5	.....	at Nebraska (11-7-18)
FG Att.....	13	.....	at Nebraska (11-7-18)
3PT Made.....	4	.....	at Nebraska (11-7-18)
3PT Att.....	9	.....	at Nebraska (11-7-18)
FT Made.....	1	.....	at Nebraska (11-7-18)
FT Att.....	3	.....	at Nebraska (11-7-18)
Minutes.....	30	.....	at Nebraska (11-7-18)

## BACHRODT CAREER STATISTICS

Year	GP	GS	Min	Avg	Total			3-Point			F-Throw			Rebounds				PF	FO	Ast	TO	Blk	Stl	Pts	Avg
					FG	FGA	Pct	FG	FGA	Pct	FT	FTA	Pct	Off	Def	Tot	Avg								
2015-16	33	33	799	24.2	60	153	.392	20	60	.333	46	54	.852	56	110	166	5.0	87	3	55	45	11	50	186	5.6
2016-17	33	33	894	27.1	128	266	.481	58	141	.411	26	34	.765	63	95	158	4.8	82	2	81	58	12	85	340	10.3
2017-18	34	34	941	27.7	128	285	.449	63	167	.377	20	30	.667	41	96	137	4.0	44	0	135	63	17	65	339	10.0
2018-19	2	2	54	27.0	8	20	.400	7	16	.438	1	3	.333	2	9	11	5.5	4	0	6	7	0	3	24	12.0
TOTAL	102	102	2688	26.4	324	724	.448	148	384	.385	93	121	.769	162	310	472	4.6	217	5	277	173	40	203	889	8.7

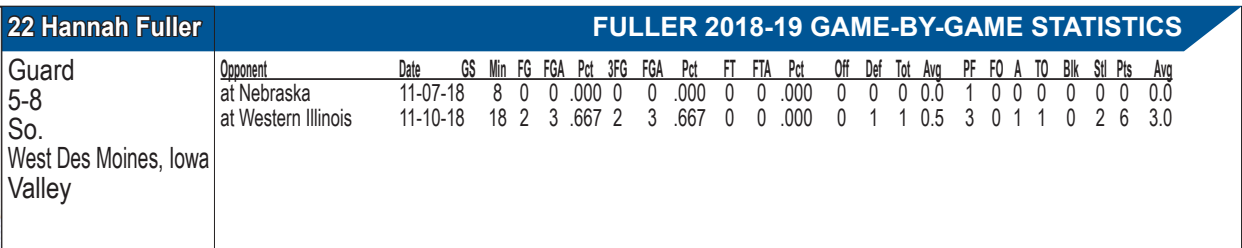
**Junior Year (2017-18):** MVC Defensive Player of the Year ... All-MVC First Team ... MVC Scholar-Athlete First Team ... MVC All-Defensive Team ... Preseason All-MVC First Team selection ... one of the best all-around players in the MVC ... ranked among the league leaders in scoring, assists, steals, field goal percentage and three-point percentage ... handed out a career-high 10 assists in NCAA First Round game against Texas A&M ... played a career-high 50 minutes in four-overtime contest vs Creighton ... has started all 100 games in her career.

**Sophomore Year (2016-17):** MVC All-Defensive Team... All-MVC Honorable mention... started every game this year and every game in her career... scored in double figures in 17-of-32 games... averaged 10.3 points per game and 4.8 rebounds per game... recorded a new career-high of 23 points in the regular season finale against Wichita State (March 4)... had a career-high of 10 rebounds at Evansville (Feb. 5)... had a career-high of six assists against Loyola (Jan. 20)... ranks third in the MVC with her steals (averaging 2.6 per game) and second in the MVC for her three-point percentage (40.8 percent).

**Freshman Year (2015-16):** MVC All-Freshman Team ... started all 33 games ... averaged 5.6 points and 5.0 rebounds per game in first season ...

**High School:** Four-year letterwinner ... four-time all-state selection ... three-time all-class, all-city and all-metro selection ... helped Kapaun Mt. Carmel capture Kansas 5A state championship her freshman season ... team finished third her junior season ... Crusaders qualified for state tournament all four seasons ... team won two City League titles and two sub-state titles in her career ... named MVP at Kansas 5A state tournament as freshman and senior ... led her conference in scoring as a junior at 15.8 points per game ... as a senior she averaged 19.8 ppg, 7.3 rebounds per game and 4.5 assists per game.

**Personal:** Born Dec., 1996 in Wichita, Kan. ... daughter of Casey and Cathy Bachrodt ... has three sisters, Courtney, Kalee and Abby and one brother, Carson ... majoring in finance ... picked Drake for its excellent academics, the coaches and her teammates.



Points.....	18	Iowa Wesleyan	(12-5-17)
Rebounds.....	6	Nebraska	(12-9-17)
Assists.....	5	Iowa Wesleyan	(12-5-17)
Blocks.....			
Steals.....	6	Iowa Wesleyan	(12-5-17)
FG Made.....	6	Iowa Wesleyan	(12-5-17)
FG Att.....	8	Iowa Wesleyan	(12-5-17)
3PT Made.....	2	at Western Illinois	(11-10-18)3
3PT Att.....	4	vs. MVSU	(11-25-17)
FT Made.....	4	Iowa Wesleyan	(12-5-17)
FT Att.....	4	Iowa Wesleyan	(12-5-17)
Minutes.....	23	Iowa Wesleyan	(12-5-17)

Points.....	6	at Western Illinois (11-10-18)
Rebounds.....	1	at Western Illinois (11-10-18)
Assists.....	1	at Western Illinois (11-10-18)
Blocks.....		
Steals.....	2	at Western Illinois (11-10-18)
FG Made.....	2	at Western Illinois (11-10-18)
FG Att.....	3	at Western Illinois (11-10-18)
3PT Made.....	2	at Western Illinois (11-10-18)
3PT Att.....	2	at Western Illinois (11-10-18)
FT Made.....		
FT Att.....		
Minutes.....	18	at Western Illinois (11-10-18)

Year	Total					3-Point			F-Throw			Rebounds				PF	FO	Ast	TO	Blk	Stl	Pts	Avg
	GP	GS	Min	Avg	FGA	Pct	FGA	Pct	FT	FTA	Pct	Off	Def	Tot	Avg								
2017-18	33	0	341	10.3	21	46.457	6	25.240	10	14	.714	17	24	41	1.2	45	1	21	20	0	26	58	1.8
2018-19	2	0	26	13.0	2	3.667	2	3.667	0	0	.000	0	1	1	0.5	4	0	1	1	0	2	6	3.0
TOTAL	35	0	367	10.5	23	49.469	8	28.286	10	14	.714	17	25	42	1.2	49	1	22	21	0	28	64	1.8

**High School:** Helped Valley win the 2017 Iowa Class 5A state title ... captain of the all-tournament team ... helped Tigers to a runner-up finish as a sophomore ... selected to the elite all-state team as a senior ... three-time all-state selection ... three-team all-CIML selection ... scored more than 1,000 career points ... holds school record in career steals with 240 ... Tigers won more than 80 games in her career ... averaged 15.9 points in her career ... selected to the honor roll three years.

**Personal:** Born May, 1999 ... daughter of Tim and Julie Fuller ... mother played softball at Iowa State ... has three sisters, Whitney, Shea and Jenna ... undecided on a major ... picked Drake because it felt like home, and the coaching staff, the team and the style of play was exactly what she looked for and the program's championship vision of which wants to be a part of.





**23 Maggie Negaard**

Guard  
5-10  
Fr.  
Stevens Point, Wis.  
Stevens Point  
Area Senior

**NEGAARD 2018-19 GAME-BY-GAME STATISTICS**

Opponent	Date	GS	Min	FG	FGA	Pct	3FG	FGA	Pct	FT	FTA	Pct	Off	Def	Tot	Avg	PF	FO	A	TO	Blk	Stl	Pts	Avg
at Nebraska	11-07-18	DNP																						
at Western Illinois	11-10-18		10	1	2	.500	1	2	.500	0	0	.000	0	0	0	0.0	2	0	0	1	0	0	3	3.0

**CAREER/SEASON HIGHS**


Points.....3.....at Western Illinois (11-10-18)  
Rebounds .....  
Assists .....  
Blocks .....  
Steals .....  
FG Made.....1.....at Western Illinois (11-10-18)  
FG Att .....2.....at Western Illinois (11-10-18)  
3PT Made .....1.....at Western Illinois (11-10-18)  
3PT Att .....2.....at Western Illinois (11-10-18)  
FT Made .....  
FT Att .....  
Minutes.....10.....at Western Illinois (11-10-18)

**NEGAARD CAREER STATISTICS**

RECORD CAREER STATISTICS																										
Year	GP	GS	Min	Avg	Total			3-Point			F-Throw			Rebounds				PF	FO	Ast	TO	Blk	Stl	Pts	Avg	
					FG	FGA	Pct	FG	FGA	Pct	FT	FTA	Pct	Off	Def	Tot	Avg									
2018-19	1	0	10	10.0	1	2.500		1	2.500		0	0	.000	0	0	0	0.0	2	0	0	1	0	0	3	3.0	
TOTAL	1	0	10	10.0	1	2.500		1	2.500		0	0	.000	0	0	0	0.0	2	0	0	1	0	0	3	3.0	

**High School:** Talented multi-sport athlete for Stevens Point Area Senior ... selected to multiple all-state teams in basketball as a senior ... two-time Wisconsin Valley Conference Player of the Year (sophomore and senior seasons) ... three-time all-conference selection in basketball ... graduated as the school's all-time leader in assists, total free throws made and scoring ... helped basketball team win conference and regional championships ... four-year letterwinner in basketball and track ... track team won multiple conference and regional championships ... earned all-conference honors in track as a senior ... member of 4x400 relay team that qualified for 2018 state meet ... played tennis her senior season and helped team finish as conference and sectional runner-ups and qualified as an individual for the state tournament ... two-year participant in volleyball.

**Personal:** Born Oct., 1999 ... daughter of Jack and Connie Negaard ... father played basketball at St. Thomas ... mother played volleyball at Ripon College ... has one brother, Tom, who is a member of the St. Thomas swimming team ... grandfather, Jack, played basketball at Drake from 1949-50 ... majoring in secondary education ... chose Drake for the special relationship with the coaches and student-athletes, the university's exceptional reputation as an educational institution and the successful women's basketball program.

24 Nicole Miller		MILLER 2018-19 GAME-BY-GAME STATISTICS																			
	Guard	Opponent	Date	GS	Min	FG	FGA	Pct	3FG	FGA	Pct	FT	FTA	Pct	Off	Def	Tot	Avg	PF	FO	A
	5-9	at Nebraska	11-07-18	21	4	6	.667	3	3	1.000	0	0	.000	2	0	2	2.0	2	0	4	2
	Sr. Walker, Iowa North Linn	at Western Illinois	11-10-18	20	5	6	.833	3	4	.750	0	1	.000	0	1	1	1.5	0	0	3	0
<b>CAREER HIGHS</b>																					
Points.....18		Valparaiso (12-29-17)																			
Rebounds.....12		vs. MVSU (11-25-17)																			
Assists.....5		Southern Illinois (2-2-18)[3]																			
Blocks.....1		Valparaiso (12-29-17)[5]																			
Steals.....3		at Nebraska (11-7-18)[5]																			
FG Made.....6		Valparaiso (12-29-17)[3]																			
FG Att.....10		at Missouri State (1-1-17)[2]																			
3PT Made.....3		Valparaiso (12-29-17)[4]																			
3PT Att.....6		at Missouri State (1-1-17)[4]																			
FT Made.....6		vs. MVSU (11-25-17)[2]																			
FT Att.....8		Wichita State (2-5-16)																			
Minutes.....39		Creighton (12-3-17)																			
<b>SEASON HIGHS</b>																					
Points.....13		at Western Illinois (11-10-18)																			
Rebounds.....2		at Nebraska (11-7-18)																			
Assists.....4		at Nebraska (11-7-18)																			
Blocks.....																					
Steals.....3		at Nebraska (11-7-18)																			
FG Made.....5		at Western Illinois (11-10-18)																			
FG Att.....6		at Western Illinois (11-10-18)[2]																			
3PT Made.....3		at Western Illinois (11-10-18)[2]																			
3PT Att.....4		at Western Illinois (11-10-18)																			
FT Made.....																					
FT Att.....1		at Western Illinois (11-10-18)																			
Minutes.....22																					

## MILLER CAREER STATISTICS

Year	GP	GS	Min	Avg	Total			3-Point			F-Throw			Rebounds				PF	FO	Ast	TO	Blk	Stl	Pts	Avg
					FG	FGA	Pct	FG	FGA	Pct	FT	FTA	Pct	Off	Def	Tot	Avg								
2015-16	33	0	634	19.2	72	172	.419	35	104	.337	32	43	.744	26	61	87	2.6	67	1	41	39	3	21	211	6.4
2016-17	33	4	588	17.8	63	159	.396	30	101	.297	30	36	.833	27	48	75	2.3	54	0	48	40	1	16	186	5.6
2017-18	34	1	697	20.5	80	179	.447	26	82	.317	30	38	.789	39	62	101	3.0	37	0	76	41	3	26	216	6.4
2018-19	2	0	41	20.5	9	12	.750	6	7	.857	0	1	.000	2	1	3	1.5	2	0	7	2	0	4	24	12.0
<b>TOTAL</b>	<b>102</b>	<b>5</b>	<b>1960</b>	<b>19.2</b>	<b>224</b>	<b>522</b>	<b>.429</b>	<b>97</b>	<b>294</b>	<b>.330</b>	<b>92</b>	<b>118</b>	<b>.780</b>	<b>94</b>	<b>172</b>	<b>266</b>	<b>2.6</b>	<b>160</b>	<b>1</b>	<b>172</b>	<b>122</b>	<b>7</b>	<b>67</b>	<b>637</b>	<b>6.2</b>

**Junior Year (2017-18):** Recorded her first career double-double with 11 points and career-high 12 rebounds in MVSU win ... scored season-high 18 points in Valparaiso win (Dec. 29) ... has played in exactly 100 career games ... played in every possible game in her career.

**Sophomore Year (2016-17):** Played in every game this season and started in four... scored a career-high of 15 points in the win over Clarke (Dec. 8)... averaged 5.6 points per game and 2.3 rebounds per game while shooting 39.6 percent from the floor... recorded a new career high of five assists in the win at Southern Illinois (Feb. 3)... had 14 points in the season-opening win at North Dakota (Nov. 11)... scored 10 points off the bench in MVC Quarterfinals win over Illinois State (March 10)... scored 10 or more points in seven games.

**Freshman Year (2015-16):** Played in all 33 games ... averaged 6.4 points and 2.6 rebounds and 19.2 minutes per game in first season ... scored 13 points in season-opening win over Iowa State (Nov. 15) ... hit key free throws late to hold off the Cyclones ... scored 14 points in next game, a win at Wisconsin (Nov. 18) ... scored career-high 15 points in win over William Penn (Dec. 11) ... scored 10 or more points in eight games ... made 35 three-pointers, including knocking down a career-high three in William Penn win.

**High School:** Helped North Linn finish runner-up at 2015 Iowa Class 2A State Tournament ... named 2015 Miss Iowa Basketball by the state's sportswriters as a senior ... named Iowa Class 2A Player of the Year as a junior ... four-time all-state, all-district and all-conference selection in basketball ... scored 2,207 points, the 10th-highest total for a five-on-five girl in state history ... averaged 26.5 points per game, 7.5 rebounds per game, 4.8 assists per game and 4.4 steals per game as senior ... four-year letterwinner in cross country and track and field ... helped track team capture Iowa Class 2A state championship as a junior ... team finished runner-up as a senior ... four-time Drake Relays qualifier ... four-time state qualifier in cross country ... helped North-Linn win 10 state relay titles, which tied the top mark in state history.

**Personal:** Born May, 1997 ... daughter of David and Sheri Miller ... has two brothers, Ryan and Austin ... majoring in health sciences ... picked Drake because it was the perfect fit with the coaches and academics.



**30 Katie Van Scyoc**

**VAN SCYOC 2018-19 GAME-BY-GAME STATISTICS**

Guard

6-1

So.

Green Lake, Wis.

Lourdes Academy

Opponent	Date	GS	Min	FG	FGA	Pct	3FG	FGA	Pct	FT	FTA	Pct	Off	Def	Tot	Avg	PF	FO	A	TO	Blk	Stl	Pts	Avg
at Nebraska	11-07-18		DNP																					
at Western Illinois	11-10-18		DNP																					

**CAREER HIGHS**

Points.....	11	.....Iowa Wesleyan (12-5-17)	[2]
Rebounds.....	3	.....Iowa Wesleyan (12-5-17)	
Assists.....	2	.....at Iowa (12-21-17)	
Blocks.....			
Steals.....	2	.....Iowa Wesleyan (12-5-17)	
FG Made.....	4	.....at Oregon (11-12-17)	
FG Att.....	8	.....vs. MVSU (11-25-17)	
3PT Made.....	3	.....at Oregon (11-12-17)	
3PT Att.....	5	.....vs. MVSU (11-25-17)	
FT Made.....	3	.....Iowa Wesleyan (12-5-17)	[3]
FT Att.....	6	.....Iowa Wesleyan (12-5-17)	
Minutes.....	23	.....Iowa Wesleyan (12-5-17)	

**SEASON HIGHS**

Points.....	
Rebounds.....	
Assists.....	
Blocks.....	
Steals.....	
FG Made.....	
FG Att.....	
3PT Made.....	
3PT Att.....	
FT Made.....	
FT Att.....	
Minutes.....	

**VAN SCYOC CAREER STATISTICS**

Year	GP	GS	Min	Avg	Total	3-Point	F-Throw	Rebounds	PF	FO	Ast	TO	Blk	Stl	Pts	Avg
2017-18	16	0	145	9.1	17	40 .425	8 27 .296	10 17 .588	6 10 16 1.0	11	0	8	6	0	4	52 3.3
TOTAL	16	0	145	9.1	17	40 .425	8 27 .296	10 17 .588	6 10 16 1.0	11	0	8	6	0	4	52 3.3

**Freshman Year (2017-18):** Scored career-high 11 points against No. 11 Oregon ... equaled that with 11 in win over Iowa Wesleyan ... played in 16 games before suffering season-ending injury.

**High School:** Talented multi-sport athlete at Lourdes Academy ... two-time Northeast Wisconsin Player of the Year award winner ... two-time unanimous first team all-state selection ... Trailways Conference Player of the Year as a senior ... single-season and career record in all-time points ... helped basketball team win conference championship her junior season ... four-time all-conference selection in basketball, including three first team selections her final three years following honorable mention honors her freshman year ... four-time all-conference selection in both cross country and track and field ... member of two state championship 4x800 meter relay teams ... as a senior one of 32 in state of Wisconsin to be named WIAA Scholar-Athlete ... academic all-conference ... helped cross country and track and field teams win multiple conference championships.

**Personal:** Born Sept., 1998 ... daughter of Matt and Rebecca Van Scyoc ... has two older brothers, Matt and Chris ... Matt played basketball at Indiana State ... majoring in pre-pharmacy ... picked Drake for the people, family atmosphere, amazing education and facilities, outstanding coaches and successful program.



**31 Monica Burich**

Forward  
6-2  
RJR.  
Roseville, Minn.  
Roseville/  
Colorado

**BURICH 2018-19 GAME-BY-GAME STATISTICS**

Opponent	Date	GS	Min	FG	FGA	Pct	3FG	FGA	Pct	FT	FTA	Pct	Off	Def	Tot	Avg	PF	FO	A	TO	Blk	Stl	Pts	Avg
at Nebraska	11-07-18	17	2	3	.667	0	0	.000	0	0	.000	1	2	3	3.0	2	0	0	0	0	0	4	4.0	
at Western Illinois	11-10-18	9	2	5	.400	0	0	.000	0	0	.000	2	2	4	3.5	3	0	1	0	1	0	4	4.0	

**CAREER HIGHS\*** (Colorado)

Points.....	19	.....	St. Francis Brooklyn (11-25-16)
Rebounds.....	9	.....	Utah (1-25-17)
Assists.....	4	.....	Idaho State (12-3-16)
Blocks.....	2	.....	SE Louisiana (11-30-16)[2]
Steals.....	3	.....	at Washington State (2-25-17)[2]
FG Made.....	7	.....	St. Francis Brooklyn (11-25-16)
FG Att.....	11	.....	St. Francis Brooklyn (11-25-16)
3PT Made.....	2	.....	St. Francis Brooklyn (11-25-16)[2]
3PT Att.....	4	.....	at Northern Colorado (11-11-16)
FT Made.....	5	.....	Colorado State (12-8-16)
FT Att.....	6	.....	Colorado State (12-8-16)
Minutes.....	28	.....	Colorado State (12-8-16)

**SEASON HIGHS**

Points.....	4	.....	at Western Illinois (11-10-18)[2]
Rebounds.....	4	.....	at Western Illinois (11-10-18)
Assists.....	1	.....	at Western Illinois (11-10-18)
Blocks.....	1	.....	at Western Illinois (11-10-18)
Steals.....		.....	
FG Made.....	2	.....	at Nebraska (11-7-18)
FG Att.....	3	.....	at Nebraska (11-7-18)
3PT Made.....		.....	
3PT Att.....		.....	
FT Made.....		.....	
FT Att.....		.....	
Minutes.....	16	.....	at Nebraska (11-7-18)

**BURICH CAREER STATISTICS**

DORRICK CARLEER STATISTICS																											
Year	GP	GS	Min	Avg	Total			3-Point			F-Throw			Rebounds				PF	FO	Ast	TO	Blk	Stl	Pts	Avg		
					FG	FGA	Pct	FG	FGA	Pct	FT	FTA	Pct	Off	Def	Tot	Avg										
2016-17	33	0	404	12.2	52	128	.406	12	40	.300	15	19	.789	45	62	107	3.2	73	4	20	18	10	32	131	3.9		
2018-19	2	0	26	13.0	4	8	.500	0	0	.000	0	0	.000	3	4	7	3.5	5	0	1	0	1	0	8	4.0		
TOTAL	35	0	447	12.3	56	136	.412	0	0	.300	0	0	.000	48	66	117	3.3	78	4	21	18	11	32	139	4.0		


**Redshirt Sophomore Year (2017-18):** Sat out after transferring from the University of Colorado ... will have three years of eligibility starting in 2018-19.

**Colorado:** Played in all 33 games for the Buffaloes in 2016-17 after missing the 2015-16 season due to a knee injury ... as a redshirt freshman, averaged 4.0 points and 3.2 rebounds per game while shooting 40.6 percent from the floor and 78.9 percent at the free throw line ... in her first collegiate game against Northern Colorado, scored eight points, grabbed seven rebounds and made a pair of three-pointers ... scored a career-high 19 points in a win over St. Francis Brooklyn, shooting 7-of-11 from the floor, making both of her three-point attempts and all three of her free throw attempts, and added eight rebounds and two steals ... 2016-17 Academic All-Pac-12 honorable mention selection.

**High School:** Lettered four seasons for Roseville Area High School ... averaged 18.7 points and 9.0 rebounds per game to lead the Raiders to the 2015 Suburban East Conference title and a spot in the Minnesota Class 4A Section 4 finals ... 2015 Miss Minnesota Basketball finalist ... finished her prep career with 1,266 points, 830 rebounds, 342 assists and 302 steals ... two-time Class 4A All-State selection by the Minnesota Girls Basketball Coaches Association and a three-time Suburban East all-conference selection ... talented multi-sport standout at basketball, volleyball and track and field for Roseville Area ... 2014 St. Paul Pioneer Press Volleyball Player of the Year, guiding the Raiders to a 26-6 record and fourth place finish at the Minnesota Class AAA State Tournament that season ... three-time state meet qualifier in track & field which included a fourth-place finish in the discus as a senior, earning all-state honors ... 2015 Athena Award Winner and the Lions Club Saint Paul Female Athlete of the Year.

**Personal:** Born May, 1997, in Roseville, Minn. ... daughter of Bob and Kristin Burich ... has two older siblings, Janae, who played basketball at North Dakota State, and Jordan, who is on the St. Thomas (Minn.) basketball team ... mother played basketball and participated in the high jump for the track & field team at Jamestown (N.D.) College ... picked Drake because it was the perfect fit.





35 Becca Jonas

Forward/Center

6-2

RSr.

Independence, Mo.

Independence

JONAS 2018-19 GAME-BY-GAME STATISTICS

Opponent	Date	GS	Min	FG	FGA	Pct	3FG	FGA	Pct	FT	FTA	Pct	Off	Def	Tot	Avg	PF	FO	A	TO	Blk	Stl	Pts	Avg
at Nebraska	11-07-18*	16	4	9	444	0	2	.000	0	0	.000	3	3	6	6.0	3	0	0	2	2	2	8	8.0	
at Western Illinois	11-10-18*	14	4	4	1.000	0	0	.000	0	0	.000	2	2	4	5.0	0	0	3	4	1	1	8	8.0	

CAREER HIGHS

Points.....24 .. vs. Eastern Washington (12-22-16)

Rebounds .....19 ..... Loyola Chicago (3-7-15)

Assists .....6 ..... Evansville (1-14-18)[2]

Blocks .....4 ..... at Bradley (1-4-15)

Steals .....4 ..... Illinois State (2-10-17)

FG Made .....11 .. vs. Eastern Washington (12-22-16)

FG Att .....17 ..... at UNI (1-16-15)

3PT Made .....2 ..... at SIU (1-7-18)[2]

3PT Att .....6 ..... vs UNI (3-12-17)

FT Made .....6 ..... at Indiana State (1-23-15)[2]

FT Att .....9 ..... at UNI (1-16-15)

Minutes .....40 ..... at UNI (1-27-17)

SEASON HIGHS

Points.....8 ..... at Nebraska (11-7-18)

Rebounds .....6 ..... at Nebraska (11-7-18)

Assists .....2 ..... at Nebraska (11-7-18)

Blocks .....2 ..... at Nebraska (11-7-18)

Steals .....2 ..... at Nebraska (11-7-18)

FG Made .....4 ..... at Western Illinois (11-10-18)[2]

FG Att .....9 ..... at Nebraska (11-7-18)

3PT Made .....2 ..... at Nebraska (11-7-18)

3PT Att .....2 ..... at Nebraska (11-7-18)

FT Made .....2 ..... at Nebraska (11-7-18)

FT Att .....2 ..... at Nebraska (11-7-18)

Minutes .....15 ..... at Nebraska (11-7-18)

## JONAS CAREER STATISTICS

Year	GP	GS	Min	Avg	Total			3-Point			F-Throw			Rebounds				PF	FO	Ast	TO	Blk	Stl	Pts	Avg
					FG	FGA	Pct	FG	FGA	Pct	FT	FTA	Pct	Off	Def	Tot	Avg								
2014-15	31	31	812	26.2	156	293	.532	8	36	.222	67	104	.644	87	196	283	9.1	96	4	53	69	25	32	387	12.5
2016-17	30	29	640	21.3	103	191	.539	11	28	.393	32	53	.604	47	114	161	5.4	59	2	57	57	14	31	249	8.3
2017-18	32	32	575	18.0	87	163	.534	10	28	.357	22	43	.512	59	109	168	5.3	64	1	68	39	22	27	206	6.4
2018-19	2	2	30	15.0	8	13	.615	0	2	.000	0	0	.000	5	5	10	5.0	3	0	3	6	3	3	16	8.0
<b>TOTAL</b>	<b>95</b>	<b>94</b>	<b>2057</b>	<b>21.7</b>	<b>354</b>	<b>660</b>	<b>.536</b>	<b>29</b>	<b>94</b>	<b>.309</b>	<b>121</b>	<b>200</b>	<b>.605</b>	<b>198</b>	<b>424</b>	<b>622</b>	<b>6.5</b>	<b>222</b>	<b>7</b>	<b>181</b>	<b>171</b>	<b>64</b>	<b>93</b>	<b>858</b>	<b>9.0</b>

**Redshirt Junior Year (2017-18):** Recorded two double-doubles ... MVC Scholar-Athlete Honorable Mention ... scored season-high 16 points behind 7-of-7 shooting in win over Indiana State (Jan. 12).

**Redshirt Sophomore Year (2016-17):** Two-time MVC Scholar-Athlete of the week (Dec. 27, Jan. 30)... Named to the MVC Scholar-Athlete Second Team... played and started in 29 games this season while averaging 21.3 minutes per game... scored a career-high of 24 points against Eastern Washington (Dec. 22)... recorded a career-high of six assists at UNI (Jan. 27)... averaged 8.3 points per game and 5.4 rebounds per game... ranks first in MVC for her field goal percentage of 53.9 percent... recorded four double-doubles this season and scored in double digits 13 times.

**Sophomore Year (2015-16):** Missed the season due to injury ... received a medical redshirt.

**Freshman Year (2014-15):** Started all 31 contests ... named to the MVC All-Freshman Team ... named to the All-MVC Honorable Mention Team ... four-time MVC Newcomer of the Week ... finished third in the MVC for rebounding at 9.1 per game ... recorded 10 double-double's on the year in points and rebounds ... named to the UTSA Thanksgiving Classic All-Tournament Team ... tallied a career-high four blocks against Bradley (Jan 4) ... had a career-high 22 points against win over Northern Iowa (Jan 16) ... pulled down a career-high 19 rebounds against win over Loyola (March 7).

**High School:** Two-time first team all-state selection at Truman High School in Independence, Mo. ... helped the Patriots win three-straight conference championships ... team was district champions during her senior year ... averaged 18 points, 9 rebounds and 2 blocks per game in senior campaign ... won the DiRenna Award, which annually honors the top high school girls basketball player in the Kansas City metropolitan area ... all-Metro Player of the Year her senior year ... named all-conference in each of her final three seasons.

**Personal:** Born Jan., 1996 in Independence, Mo. ... daughter of Bill and Maria Jonas ... has one sister, Kristen and one brother, Danny ... digital media production major ... mom played basketball, softball and volleyball at Benedictine College ... earned the 2014-15 MVC Commissioner's Academic Excellence Award .. named to the 2014-15 MVC Academic Honor Roll.



## 40 Mya Mertz

Forward/Center  
6-2  
RSo.  
Overland Park, Kan.  
Blue Valley  
Northwest

## MERTZ 2018-19 GAME-BY-GAME STATISTICS

Opponent	Date	GS	Min	FG	FGA	Pct	3FG	FGA	Pct	FT	FTA	Pct	Off	Def	Tot	Avg	PF	FO	A	TO	Blk	Stl	Pts	Avg
at Nebraska	11-07-18	DNP																						
at Western Illinois	11-10-18	DNP																						

### CAREER HIGHS

Points.....	9	Evansville (1-06-17)
Rebounds.....	7	at Iowa State (11-20-16)
Assists.....	3	Illinois State (2-10-17)
Blocks.....	4	Illinois State (2-10-17)
Steals.....	4	Bradley (2-12-17)
FG Made.....	3	Illinois State (2-10-17)
FG Att.....	5	Illinois State (2-10-17)
3PT Made.....		
3PT Att.....	1	Loyola (1-20-17)[3]
FT Made.....	3	Evansville (1-6-17)[2]
FT Att.....	5	vs. Auburn (12-21-16)
Minutes.....	17	Loyola (1-20-17)

### SEASON HIGHS

Points.....	
Rebounds.....	
Assists.....	
Blocks.....	
Steals.....	
FG Made.....	
FG Att.....	
3PT Made.....	
3PT Att.....	
FT Made.....	
FT Att.....	
Minutes.....	

### MERTZ CAREER STATISTICS


MENTE CAREER STATISTICS																									
Year	GP	GS	Min	Avg	Total			3-Point			F-Throw			Rebounds				PF	FO	Ast	TO	Blk	Stl	Pts	Avg
					FG	FGA	Pct	FG	FGA	Pct	FT	FTA	Pct	Off	Def	Tot	Avg								
2016-17	33	0	289	8.8	20	43.465		0	4.000		13	25	.520	23	61	84	2.5	46	0	15	29	20	17	53	1.6
TOTAL	33	0	289	8.8	20	43.465		0	4.000		13	25	.520	23	61	84	2.5	46	0	15	29	20	17	53	1.6

**Sophomore Year (2017-18):** Missed the season due to injury.

**Freshman Year (2016-17):** Played in every game in her first season... scored a career-high nine points in the win over Evansville (Jan. 6)... recorded a career-high of four blocks in the win over Illinois State (Feb. 10) and seven rebounds at Iowa State (Nov. 11)... averaged 1.6 points per game and 2.5 rebound per game while averaging 46.5 percent from the field.

**High School:** Honorable mention all-state selection as a senior and junior ... four-time all-conference selection ... helped Blue Valley Northwest qualify for the Kansas 6A State tournament as a junior ... set the school record for blocks as a junior ... four-year letterwinner in basketball ... four-year letterwinner in volleyball ... two-time all-conference selection in volleyball.

**Personal:** Business major ... Born Dec., 1, 1997 ... daughter of Ron and Amy Mertz ... has one sister, Lauren and one brother, Graham ... picked Drake for the family atmosphere, coaching staff and student-athletes and great academics.



50 Sara Rhine

Forward

6-1

RJr.

Eldon, Mo.

Eldon

RHINE 2018-19 GAME-BY-GAME STATISTICS

Opponent	Date	GS	Min	FG	FGA	Pct	3FG	FGA	Pct	FT	FTA	Pct	Off	Def	Tot	Avg	PF	FO	A	TO	Blk	Stl	Pts	Avg
at Nebraska	11-07-18	24	3	8	.375	0	1	.000	5	7	.714	5	5	10	10.0	3	0	2	1	0	0	11	11.0	
at Western Illinois	11-10-18	18	9	12	.750	0	0	.000	0	0	.000	3	8	11	10.5	1	0	1	3	0	0	18	14.5	

CAREER HIGHS

Points.....27..... vs. MVSU (11-25-17)

Rebounds.....15..... UNI (1-24-16)

Assists.....2..... Creighton (12-3-17)[5]

Blocks.....3..... vs. MVSU (11-25-17)

Steals.....3..... at Valparaiso (3-3-18)[4]

FG Made.....10..... at Texas A&M (3-16-18)[3]

FG Att.....19..... Creighton (12-3-17)

3PT Made.....2..... at Evansville (2-9-18)[3]

3PT Att.....5..... at Creighton (11-17-16)

FT Made.....9..... vs. MVSU (11-25-17)[2]

FT Att.....12..... vs. MVSU (11-25-17)

Minutes.....30..... Creighton (12-3-17)

SEASON HIGHS

Points.....19..... at Western Illinois (11-10-18)

Rebounds.....11..... at Western Illinois (11-10-18)

Assists.....2..... at Nebraska (11-7-18)

Blocks.....

Steals.....

FG Made.....9..... at Western Illinois (11-10-18)

FG Att.....12..... at Western Illinois (11-10-18)

3PT Made.....

3PT Att.....1..... at Nebraska (11-7-18)

FT Made.....5..... at Nebraska (11-7-18)

FT Att.....7..... at Nebraska (11-7-18)

Minutes.....24..... at Nebraska (11-7-18)

RHINE CAREER STATISTICS																								
Year	GP	GS	Min	Avg	Total		3-Point		F-Throw			Rebounds				PF	FO	Ast	TO	Blk	Stl	Pts	Avg	
					FG	FGA	Pct	FG	FGA	Pct	FT	FTA	Pct	Off	Def									Tot
2015-16	33	0	666	20.2	166	264.629	7	17.412	101	132	.765	68	163	231	7.0	54	0	18	44	14	19	440	13.3	
2016-17	8	6	169	21.1	29	62.468	4	18.222	31	34	.912	7	41	48	6.0	12	0	5	9	6	2	93	11.6	
2017-18	32	6	687	21.5	188	318.591	12	38.316	112	142	.789	64	131	195	6.1	54	0	18	43	27	32	500	15.6	
2018-19	2	0	42	21.0	12	20.600	0	1.000	5	7	.714	8	13	21	10.5	4	0	3	4	0	0	29	14.5	
TOTAL	75	12	1564	20.9	395	664.595	23	74.311	249	315	.790	147	348	495	6.6	124	0	44	100	47	53	1062	14.2	

**Redshirt Sophomore Year (2017-18):** Recorded team-leading sixth double-double in NCAA First Round vs Texas A&M ... COSIDA Academic All-American Third Team ... MVC Sixth Player of the Year ... MVC Scholar-Athlete of the Year ... All-MVC First Team ... MVC Scholar-Athlete First Team ... MVC Player of the Week (Dec. 4, Jan. 5, Feb. 12, March 19) ... MVC Scholar-Athlete of the Week (Nov. 29, Dec. 6, Jan. 17, Jan. 31 and Feb. 14) ... poured in a career-high 27 points against MVSU ... scored her 1,000th career point against SIU in MVC semifinal.

**Sophomore Year (2016-17):** Played in eight games before sidelined by an injury ... received a medical redshirt ... scored double figures in four of those games, including 16 at North Dakota, season-high 19 against Northern Illinois and 18 in her last game against Clarke.

**Freshman Year (2015-16):** Named 2016 MVC Freshman of the Year ... third straight Bulldog to be named MVC's top freshman ... also named MVC Sixth Player of the Year ... garnered All-MVC Honorable Mention accolades ... five-time MVC Newcomer of the Week award winner ... played in all 33 games ... averaged 13.3 points and 7.0 rebounds per game, which ranked 13th and tied for seventh respectively in MVC ... tied with Maddy Dean for team-leading rebounding mark ... led the MVC and ranked third in the nation in field goal percentage at 62.9 ... played just 20.2 minutes per game.

**High School:** Four-year letterwinner in basketball and track and field ... helped Eldon High School win conference championships in basketball and track ... earned all-state honors as senior ... four-time all-conference and all-district honoree ... Tri-County Conference MVP as senior ... Miss Missouri Basketball Finalist as senior ... averaged 32.0 points and 10.0 rebounds per game as a senior ... four-time state champion in the high jump ... also very successful in long jump and hurdles, including third place finishes at state in the long jump and 100-meter hurdles as senior.

**Personal:** Born Oct., 1996 in Jefferson City, Mo. ... daughter of Steven and Tanya Rhine ... brother, Isaiah played basketball at Missouri State ... grandfather played baseball and basketball at Drake ... elementary education major ... picked Drake for the high-quality education and the size of the university.



## DRAKE INDIVIDUAL SINGLE-GAME RECORDS

### POINTS

No.	Name	Opponent	Date
1.	58* Lorri Bauman	vs. Missouri State	1/6/84
2.	54 Wanda Ford	vs. Missouri State	2/22/86
3.	51 Wanda Ford	vs. UNI	2/15/86
4.	50 Lorri Bauman	vs. Maryland	3/21/82
5.	48 Jan Jensen	at Bradley	1/2/91
6.	45 Sharon Upshaw	vs. Iowa	12/4/76
7.	43 Wanda Ford	at Missouri State	1/23/86
	43 Lizzy Wendell	vs. Iowa	12/21/14
	43 Lizzy Wendell	vs. Missouri State	1/30/15
10.	42 Sharon Upshaw	at Iowa State	12/1/76
	42 Lorri Bauman	vs. Northern Illinois	11/26/82
	42 Lorri Bauman	at Bradley	2/4/84

\*MVC Record

### REBOUNDS

No.	Name	Opponent	Date
1.	30* Wanda Ford	vs. Eastern Illinois	2/16/85
2.	29 Sharon Upshaw	vs. Kansas	3/18/78
3.	25 Wanda Ford	at Missouri State	1/23/86
	25 Wanda Ford	vs. Wichita State	2/20/86
5.	24 Wanda Ford	vs. Northern Illinois	12/22/83
	24 Wanda Ford	at Bradley	1/2/86
7.	23 Sharon Upshaw	vs. St. Cloud State	12/3/77
	23 Wanda Ford	vs. Illinois-Chicago	2/21/83
	23 Wanda Ford	at Eastern Illinois	2/27/86
	23 Wanda Ford	vs. Iowa State	11/16/85
	23 Tricia Wakely	at Southern Illinois	3/9/94

\* Gateway Conference record

### FIELD GOALS MADE

No.	Name	Opponent	Date
1.	27 Lorri Bauman	vs. Missouri State	1/6/84
2.	23 Wanda Ford	vs. Missouri State	2/22/86
	23 Wanda Ford	vs. UNI	2/15/86
4.	21 Lorri Bauman	vs. Maryland	3/21/82
5.	20 Wanda Ford	at Missouri State	1/23/86
	20 Sharon Upshaw	vs. Iowa	12/4/76
7.	18 Wanda Ford	vs. Indiana State	1/9/86
	18 Wanda Ford	vs. Missouri State	1/26/85
	18 Wanda Ford	vs. UNI	2/8/85
	18 Lizzy Wendell	vs. Iowa	12/21/14
10.	17 Wanda Ford	vs. Minnesota	12/17/85
	17 Julie Fitzpatrick	vs. Florida	3/22/85
	17 Wanda Ford	at Illinois State	2/3/85

### THREE-POINT FIELD GOALS MADE

No.	Name	Opponent	Date
1.	10 Kyndal Clark	vs. Loyola	1/24/14
2.	8 Erin Richards	vs. Creighton	1/7/01
3.	7 Mandy Kappel	vs. Indiana State	3/1/03
	7 Erin Richards	vs. UAB	11/16/01
	7 Kiersten Miller	vs. Wichita State	3/1/97
	7 Kiersten Miller	vs. Iowa	12/21/96
	7 Julie Rittgers	vs. Wichita State	1/23/94
	7 Julie Rittgers	vs. Montana	12/5/93
	7 Kristin Turk	at Missouri State	2/7/10
	7 Kyndal Clark	at Southern Illinois	2/8/14
	7 Kyndal Clark	vs. UNI	3/2/14
	7 Lizzy Wendell	vs. Iowa	12/21/14

### FREE THROWS MADE

No.	Name	Opponent	Date
1.	22 Lorri Bauman	vs. Northern Illinois	11/26/82
2.	17 Jill Martin	vs. Kansas	11/23/07
	17 Tricia Wakely	at UNI	2/8/96
	17 Jan Jensen	vs. Missouri State	2/16/91
5.	16 Tricia Wakely	at St. Bonaventure	12/28/94
	16 Lorri Bauman	at DePaul	1/16/81
	16 Lorri Bauman	vs. Ohio State	3/14/82
8.	15 Lorri Bauman	vs. Wichita State	2/26/83
	15 Lorri Bauman	vs. Oregon	11/26/82
	15 Lorri Bauman	at Nebraska	2/13/81
	15 Lorri Bauman	vs. California	3/28/81

### ASSISTS

No.	Name	Opponent	Date
1.	20 Connie Newlin	at Miami	1/2/81
2.	18 Connie Newlin	at Southern Illinois	12/6/80
3.	15 Kay Riek	vs. Missouri State	1/6/84
	15 Caitlin Ingle	at Missouri State	1/1/17
	15 Caitlin Ingle	at Evansville	3/3/16
	15 Caitlin Ingle	at Bradley	1/4/15
	15 Caitlin Ingle	at Southern Illinois	2/6/15
8.	14 Connie Newlin	at South Dakota	1/27/81
	14 Connie Newlin	vs. Creighton	2/27/81
	14 Kay Riek	vs. Kansas	11/20/82
	14 Caitlin Ingle	Evansville	1/3/16

### STEALS

No.	Name	Opponent	Date
1.	9 Linda Sayavongchanh	at UNI	2/22/04
2.	8 Linda Sayavongchanh	vs. Indiana State	1/8/05
	8 Linda Sayavongchanh	vs. UNI	1/2/03
	8 Stephanie Schmitz	at Southern Illinois	1/1/02
	8 Karlin Hayes	vs. Kansas State	12/4/84
6.	7 Lizzy Wendell	at Bradley	1/13/17
	7 Lizzy Wendell	vs. Wyoming	11/27/16
	+7 Others		

### BLOCKS

No.	Name	Opponent	Date
1.	8 Lauren Dybing	vs. Indiana State	2/29/08
	8 Whitney Pegram	vs. Indiana State	1/9/04
3.	7 Tammi Blackstone	vs. Southern Illinois	2/21/98
4.	6 Whitney Pegram	at Saint Louis	12/13/03
	6 Carla Bennett	vs. UNI	1/2/03
	6 Tammi Blackstone	at Creighton	12/29/98



**Caitlin Ingle (2014-17)**, the Drake and MVC all-time assists leader, recorded five performances that rank in the top 10 for most assists in a game at Drake. Ingle was a three-time All-MVC First Team and MVC Scholar-Athlete First Team selection. Ingle has five of the top single game assist total performances in program history.

## UPDATED DRAKE INDIVIDUAL SINGLE-SEASON RECORDS

### POINTS

	Pts.	Name	Games	Avg.	Season
1.	919	Wanda Ford	30	30.6	1985-86
2.	888	Jan Jensen	30	29.6	1990-91
3.	821	Lorri Bauman	35	23.5	1981-82
4.	819	Lorri Bauman	29	28.2	1983-84
5.	738	Lorri Bauman	28	26.4	1980-81
6.	737	Lorri Bauman	28	26.3	1982-83
7.	727	Wanda Ford	30	24.2	1984-85
8.	693	Julie Fitzpatrick	30	23.1	1984-85
9.	692	Lizzy Wendell	33	21.0	2016-17
10.	676	Lizzy Wendell	31	21.8	2014-15

### SCORING AVERAGE

	PPG	Name	Pts.	Games	Season
1.	30.6#	Wanda Ford	919	30	1985-86
2.	29.6	Jan Jensen	888	30	1990-91
3.	28.2	Lorri Bauman	819	29	1983-84
4.	26.4	Lorri Bauman	738	28	1980-81
5.	26.3	Lorri Bauman	737	28	1982-83
6.	24.2	Wanda Ford	727	30	1984-85
7.	23.5	Lorri Bauman	821	35	1981-82
8.	23.1	Julie Fitzpatrick	693	30	1984-85
9.	21.8	Lizzy Wendell	676	31	2014-15
10.	21.0	Lizzy Wendell	675	33	2016-17

# Gateway Record

### REBOUNDS

	No.	Name	Games	Avg.	Season
1.	534	Wanda Ford	30	17.8	1984-85
2.	506	Wanda Ford	30	16.9	1985-86
3.	499	Sharon Upshaw	33	15.1	1977-78
4.	430	Sharon Upshaw	33	13.0	1978-79
5.	408	Wanda Ford	29	14.1	1983-84
6.	401	Rachael Hackbarth	33	11.8	2011-12
7.	380	Sharon Upshaw	36	10.6	1979-80
8.	367	Wanda Ford	28	13.1	1982-83
9.	366	Sharon Upshaw	25	14.6	1976-77
10.	346	Jan Krieger	36	9.6	1979-80

### REBOUNDING AVERAGE

	No.	Name	Games	Avg.	Season
1.	534	Wanda Ford	30	17.8	1984-85
2.	506	Wanda Ford	30	16.9	1985-86
3.	499	Sharon Upshaw	33	15.1	1977-78
4.	430	Sharon Upshaw	33	13.0	1978-79
5.	408	Wanda Ford	29	14.1	1983-84
6.	401	Rachael Hackbarth	33	11.8	2011-12
7.	380	Sharon Upshaw	36	10.6	1979-80
8.	367	Wanda Ford	28	13.1	1982-83
9.	366	Sharon Upshaw	25	14.6	1976-77
10.	346	Jan Krieger	36	9.6	1979-80

### FIELD GOAL PERCENTAGE (MIN. 100

MADE)

	Pct.	Name	FG-FGA	Season
1.	.650	Tammi Blackstone	173-266	1997-98
2.	.642	Tammi Blackstone	219-341	1998-99
3.	.631	Kristi Kinne	217-344	1994-95
4.	.629	Sara Rhine	166-264	2015-16
5.	.622	Wanda Ford	225-362	1983-84
6.	.618	Tammi Blackstone	154-249	1996-97
7.	.606	Wanda Ford	192-317	1982-83
8.	.598	Lorri Bauman	304-508	1983-84
9.	.596	Carla Bennett	174-292	1999-2000
10.	.593	Lorri Bauman	264-445	1982-83

### THREE-POINT FIELD GOALS MADE

	3PT.	Name	3FGA	Pct.	Season
1.	116	Kyndal Clark	282	.411	2013-14
2.	90	Kiersten Miller	212	.425	1996-97
3.	84	Kiersten Miller	222	.378	1997-98
4.	83	Erin Richards	197	.421	2001-02
5.	76	Julie Rittgers	182	.418	1994-95
6.	73	Lindsay Whorton	212	.344	2006-07
7.	72	Lizzy Wendell	200	.360	2014-15
8.	71	Lindsay Whorton	223	.318	2007-08
9.	68	Lindsay Whorton	189	.360	2004-05
10.	67	Maddy Dean	104	.290	2014-15

### FREE THROW PERCENTAGE (MIN. 50

MADE)

	Pct.	Name	FT	FTA	Season
1.	.931	Connie Newlin	54	58	1981-82
2.	.929	Erin Richards	39	42	2001-02
3.	.912	Erin Richards	62	68	2000-01
4.	.895	Stephanie Schmitz	102	114	2001-02
5.	.892	Kristin Santa	62	68	2000-01
	.878	Becca Hittner	129	147	2017-18
7.	.875	Jenni Fitzgerald	91	104	1989-90
8.	.873	Julie Fitzpatrick	55	63	1988-89
9.	.856	Kristin Santa	89	104	1998-99
10.	.855	Kay Riek	59	69	1981-82
	.855	Kiersten Miller	112	131	1995-96

### ASSISTS

	No.	Name	Games	Avg.	Season
1.	301	Connie Newlin	33	9.1	1980-81
2.	252	Caitlin Ingle	33	7.7	2016-17
3.	229	Caitlin Ingle	33	6.9	2015-16
4.	228	Connie Newlin	36	6.3	1979-80
5.	209	Keisha Cox	30	7.0	1997-98
	209	Caitlin Ingle	31	6.7	2014-15
7.	198	Kay Riek	29	6.8	1983-84
8.	173	Yvette Maison	30	5.8	1990-91
9.	169	Karli Hayes	30	5.6	1985-86
10.	166	Connie Newlin	35	4.7	1981-82

### STEALS

	No.	Name	Games	Avg.	Season
1.	105	Linda Sayavongchanh	31	3.4	2003-04
2.	88	Lizzy Wendell	33	2.7	2016-17
3.	86	Keisha Cox	30	2.9	1997-98
	86	Connie Newlin	36	2.4	1979-80
5.	85	Jenni Fitzgerald	26	3.3	1989-90
	85	Sammie Bachrodt	33	2.6	2016-17
7.	81	Kristin Turk	30	2.7	2010-11
8.	77	Kyndal Clark	31	2.5	2012-13
9.	76	Linda Sayavongchanh	28	2.7	2004-05
10.	75	Ja'Naé Mosley	28	2.7	2002-03

### BLOCKS

	No.	Name	Games	Avg.	Season
1.	84	Tammi Blackstone	31	2.7	1998-99
2.	77	Tammi Blackstone	30	2.6	1997-98
3.	64	Carla Bennett	33	1.9	2001-02
4.	63	Carla Bennett	28	2.3	2002-03
5.	54	Lauren Dybing	34	1.6	2007-08
6.	53	Whitney Pegram	31	1.7	2003-04
7.	49	Haley Sames	30	1.6	1998-99
8.	48	Haley Sames	30	1.6	1997-98
9.	43	Haley Sames	30	1.4	1999-2000
10.	34	Carla Bennett	30	1.1	2000-01
	34	Tammi Blackstone	28	1.2	1996-97
	34	Abbi Schutte	30	1.1	1997-98

### TEAM SINGLE SEASON RECORDS

#### MOST POINTS

2,820 1980-81 33 games

#### FEWEST POINTS

1,172 1974-75 20 games

#### HIGHEST SCORING AVERAGE

85.5 1980-81 33 games

#### HIGHEST AVERAGE MARGIN OF VICTORY

24.5 1994-95 31 games

#### MOST FIELD GOALS MADE

1,154 1978-79 33 games

#### MOST FIELD GOALS ATTEMPTED

2,415 1979-80 36 games

#### MOST THREE-POINTERS MADE

325 2017-18 33 games (MVC record)

#### MOST THREE-POINTERS ATTEMPTED

843 2017-18 33 games

#### HIGHEST FIELD GOAL %

.559 (945-1691) 1983-84 29 games

#### MOST FREE THROWS MADE

608 1980-81 33 games

608 1994-95 31 games

#### MOST FREE THROWS ATTEMPTED

844 1994-95 31 games

#### HIGHEST FREE THROW %

.787 (443-563) 1983-84 29 games

#### MOST REBOUNDS

1,586 1979-80 36 games

#### MOST ASSISTS

749 2017-18 33 games (MVC Record)

#### MOST VICTORIES IN A SEASON

28 2016-17 33 games

28 1981-82 35 games

28 1978-79 33 games

#### MOST CONSECUTIVE VICTORIES

22 2016-17

21 2017-18

#### MOST CONSECUTIVE HOME VICTORIES

33 1978-80 16-0, 1978-79 season

#### MOST LOSSES IN A SEASON

20 2012-13 31 games



## DRAKE INDIVIDUAL CAREER RECORDS

### POINTS

	Pts.	Name	Games	Avg.	Seasons
1.	3,115	Lorri Bauman	120	26.0	1980-84
2.	2,636	Wanda Ford	117	22.5	1982-86
3.	2,551	Lizzy Wendell	129	19.8	2013-17
4.	2,513	Sharon Upshaw	127	19.8	1976-80
5.	1,996	Jan Jensen	108	18.5	1987-91
6.	1,930	Carla Bennett	121	16.0	1999-03
7.	1,928	Jill Martin	128	15.1	2003-08
8.	1,846	Jan Krieger	134	13.7	1978-82
9.	1,790	Kay Riek	125	14.3	1980-84
10.	1,776	Julie Fitzpatrick	90	19.7	1984-89

### SCORING AVERAGE (MIN. 950)

	Ppg.	Name	Pts.	Games	Seasons
1.	26.0	Lorri Bauman	3,115	120	1980-84
2.	22.5	Wanda Ford	2,636	117	1982-86
3.	19.8	Lizzy Wendell	2,551	129	2013-17
4.	19.8	Sharon Upshaw	2,513	127	1976-80
5.	19.7	Julie Fitzpatrick	1,776	90	1984-89
6.	18.5	Jan Jensen	1,998	108	1987-91
7.	16.0	Carla Bennett	1,930	121	1999-2003
8.	15.1	Jill Martin	1,928	128	2003-08
9.	14.5	Kyndal Clark	1,418	98	2011-15
10.	14.3	Kay Riek	1,790	125	1980-84
	14.3	Tricia Wakely	1,605	112	1992-96

### REBOUNDS

	No.	Name	Games	Avg.	Seasons
1.	1,815	Wanda Ford	117	15.5	1982-86
2.	1,675	Sharon Upshaw	127	13.2	1976-80
3.	1,214	Jan Krieger	134	9.0	1978-82
4.	1,050	Lorri Bauman	120	8.8	1980-84
5.	1,013	Jill Martin	125	8.1	2003-08
6.	974	Carla Bennett	121	8.0	1999-2003
7.	953	Rachael Hackbarth	125	7.6	2008-12
8.	903	Tricia Wakely	112	8.1	1992-96
9.	750	Jan Jensen	108	6.9	1987-91
10.	706	Haley Sames	120	5.9	1996-2000

### REBOUNDING AVERAGE (MIN. 450)

	Avg.	Name	No.	Games	Seasons
1.	15.5	Wanda Ford	1,815	117	1982-86
2.	13.2	Sharon Upshaw	1,675	127	1976-80
3.	9.0	Jan Krieger	1,214	134	1978-82
4.	8.8	Lorri Bauman	1,050	120	1980-84
5.	8.1	Tricia Wakely	903	112	1992-96
6.	8.0	Carla Bennett	974	121	1999-03
7.	7.9	Jill Martin	1,013	128	2003-08
8.	7.6	Rachael Hackbarth	953	125	2008-12
9.	7.1	Julie Fitzpatrick	487	69	1984-89
10.	6.7	Becca Jonas	618	94	2014-Pres.

### FIELD GOAL PERCENTAGE (MIN. 250 MADE)

	Pct.	Name	FG-FGA	Seasons
1.	.624	Tammi Blackstone	611-979	1996-2000
2.	.598	Kristi Kinne	616-1030	1991-95
3.	.587	Sara Rhine	376-641	2015-Pres.
4.	.576	Carla Bennett	790-1,372	1999-2003
5.	.572	Lorri Bauman	1,104-1,931	1980-84
6.	.556	Wanda Ford	1,132-2,037	1982-86
7.	.535	Jan Jensen	840-1,570	1987-91
8.	.534	Tricia Wakely	540-1,012	1992-96
9.	.522	Kay Riek	755-1,446	1980-84
10.	.511	Brandy Dahir	437-855	2004-08

### THREE-POINT FIELD GOALS MADE

	No.	Name	Games	Avg.	Seasons
1.	266	Lindsay Whorton	91	2.13	2004-08
2.	236	Julie Rittgers	113	2.09	1991-95
3.	235	Kiersten Miller	115	2.04	1994-98
4.	230	Lizzy Wendell	129	1.78	2013-17
5.	222	Kyndal Clark	119	1.87	2011-15

### THREE-POINT % (MIN. 90 MADE)

	Pct.	Name	3PT	3PTA	Seasons
1.	.472	Becca Hittner	111	235	2016-Pres.
2.	.404	Erin Richards	220	544	1998-2002
3.	.390	Julie Rittgers	236	605	1991-95
4.	.387	Kiersten Miller	235	607	1994-98
5.	.378	Lisa Brinkmeyer	91	241	1993-98

### FREE THROW % (MIN. 150 MADE)

	Pct.	Name	FT	FTA	Season
1.	.894	Erin Richards	178	199	1998-2002
2.	.850	Becca Hittner	199	234	2016-Pres.
3.	.843	Kristin Santa	209	248	1997-2001
4.	.832	Lorri Bauman	907	1,090	1980-84
5.	.826	Connie Newlin	191	232	1978-82
6.	.822	Stephanie Schmitz	346	421	1998-2002
7.	.805	Julie Rittgers	265	329	1991-95
8.	.802	Jenni Fitzgerald	239	298	1986-90
9.	.798	Jordann Plummer	332	416	2005-10
10.	.790	Sara Rhine	248	314	2015-Pres.

### ASSISTS

	No.	Name	Games	Avg.	Seasons
1.	786	Caitlin Ingle	129	6.1	2013-17
2.	767	Connie Newlin	136	5.6	1978-82
3.	576	Kay Riek	125	4.6	1980-84
4.	546	Stephanie Schmitz	124	4.0	1998-2002
5.	516	Jenni Fitzgerald	109	4.7	1986-90
6.	481	Keisha Cox	106	4.5	1994-98
7.	412	Kristin Santa	118	3.5	1997-2001
8.	389	Jan Krieger	134	2.9	1978-82
9.	387	Karlin Hayes	98	3.9	1981-83,84-86
10.	379	Linda Sayavongchanh	99	3.8	2002-06

### STEALS

	No.	Name	Games	Avg.	Seasons
1.	274	Kay Riek	125	2.2	1980-84
2.	268	Lizzy Wendell	129	2.1	2013-17
3.	266	Linda Sayavongchanh	99	2.7	2002-06
4.	250	Jenni Fitzgerald	109	2.3	1986-90
5.	234	Keisha Cox	106	2.2	1994-98
6.	230	Jordann Plummer	130	1.8	2005-10
7.	220	Stephanie Schmitz	124	1.8	1998-2002
8.	203	Connie Newlin	136	1.5	1979-82
	203	Sammie Bachrodt	102	2.0	2015-Pres.
10.	184	Kiersten Miller	115	1.6	1994-98
	184	Caitlin Ingle	129	1.4	2013-17

### BLOCKS

	No.	Name	Games	Avg.	Seasons
1.	218	Tammi Blackstone	119	1.8	1996-2000
2.	175	Carla Bennett	121	1.4	1999-2003
3.	165	Haley Sames	120	1.4	1996-2000
4.	116	Lauren Dybing	118	1.0	2005-09
5.	107	Rachael Hackbarth	107	0.9	2008-12
5.	89	Missy Lange	118	0.8	1993-97
6.	79	Wanda Ford	110	0.7	1982-86
7.	76	Lorri Bauman	120	0.6	1980-84
8.	64	Becca Jonas	95	0.7	2014-Pres.
9.	61	Lizzy Wendell	129	0.5	2013-17
10.	53	Whitney Pegram	31	1.7	2003-04



2017 AP/WBCA All-American and Jackie Stiles MVC Player of the Year, **Lizzy Wendell (2014-17)**, ranks in the all-time top 10 in five categories at Drake.

## DRAKE YEAR-BY-YEAR RECORDS

Season	Coach	Won	Lost	Pct.	Conference			Conference/Finish	Postseason
					Won	Lost	Pct.		
1974-75	Carole Baumgarten	10	10	.500					
1975-76	Carole Baumgarten	9	16	.360					
1976-77	Carole Baumgarten	21	4	.840					
1977-78	Carole Baumgarten	23	9	.719					WNIT (2-1)
1978-79	Carole Baumgarten	28	5	.848					WNIT (2-1)
1979-80	Carole Baumgarten	24	12	.667					WNIT (2-1)
1980-81	Carole Baumgarten	26	7	.788					WNIT (2-1)
1981-82	Carole Baumgarten	28	7	.800					NCAA Elite Eight (2-1)
1982-83	Carole Baumgarten	20	8	.714					
1983-84	Carole Baumgarten	22	7	.759	16	2	.889	Gateway / 1st	NCAA First Round (0-1)
1984-85	Carole Baumgarten	24	6	.800	16	2	.889	Gateway / 2nd	WNIT (1-2)
1985-86	Carole Baumgarten	22	8	.733	16	2	.889	Gateway / 2nd	NCAA Second Round (1-1)
1986-87	Susan Yow	9	18	.333	9	9	.500	Gateway / 6th	
1987-88	Susan Yow	15	13	.536	12	6	.667	Gateway / 4th	
1988-89	Susan Yow	17	11	.607	12	6	.667	Gateway / 3rd	
1989-90	Susan Yow	10	16	.385	8	10	.445	Gateway / 6th	
1990-91	Lisa Bluder	13	17	.433	10	8	.556	Gateway / T-5th	
1991-92	Lisa Bluder	11	15	.423	7	11	.389	Gateway / T-6th	
1992-93	Lisa Bluder	15	13	.536	8	8	.500	MVC / T-4th	
1993-94	Lisa Bluder	16	12	.571	8	8	.500	MVC / T-3rd	
1994-95	Lisa Bluder	25	6	.806	13	5	.723	MVC / T-2nd	NCAA Second Round (1-1)
1995-96	Lisa Bluder	16	13	.552	10	8	.556	MVC / T-4th	
1996-97	Lisa Bluder	23	7	.767	14	4	.778	MVC / 1st	NCAA First Round (0-1)
1997-98	Lisa Bluder	25	5	.833	17	1	.945	MVC / 1st	NCAA First Round (0-1)
1998-99	Lisa Bluder	21	10	.677	14	4	.778	MVC / 2nd	WNIT (3-1)
1999-2000	Lisa Bluder	23	7	.767	15	3	.834	MVC / 1st	NCAA First Round (0-1)
2000-01	Lisa Stone	23	7	.767	16	2	.889	MVC / T-1st	NCAA First Round (0-1)
2001-02	Lisa Stone	25	8	.758	15	3	.834	MVC / 2nd	NCAA Sweet 16 (2-1)
2002-03	Lisa Stone	16	12	.571	11	7	.611	MVC / T-4th	
2003-04	Amy Stephens	16	15	.516	11	7	.611	MVC / 3rd	WNIT (0-1)
2004-05	Amy Stephens	14	15	.483	8	10	.444	MVC / 6th	
2005-06	Amy Stephens	17	12	.586	13	5	.722	MVC / 2nd	WNIT (0-1)
2006-07	Amy Stephens	14	19	.424	5	13	.278	MVC / 8th	NCAA First Round (0-1)
2007-08	Amy Stephens	23	11	.676	13	5	.723	MVC / T-1st	
2008-09	Amy Stephens	19	12	.613	12	6	.667	MVC / 3rd	WNIT (1-1)
2009-10	Amy Stephens	15	15	.500	7	11	.389	MVC / 7th	
2010-11	Amy Stephens	15	15	.500	9	9	.500	MVC / 6th	
2011-12	Amy Stephens	18	16	.529	9	9	.500	MVC / 5th	WNIT (0-1)
2012-13	Jennie Baranczyk	11	20	.355	5	13	.278	MVC / 9th	
2013-14	Jennie Baranczyk	17	15	.531	9	9	.500	MVC / 5th	
2014-15	Jennie Baranczyk	20	11	.645	15	3	.833	MVC / 2nd	WNIT (0-1)
2015-16	Jennie Baranczyk	23	10	.696	14	4	.778	MVC / T-2nd	WNIT (1-1)
2016-17	Jennie Baranczyk	28	5	.848	18	0	1.000	MVC / 1st	NCAA First Round (0-1)
2017-18	Jennie Baranczyk	26	8	.765	18	0	1.000	MVC / 1st	NCAA First Round (0-1)
2018-19	Jennie Baranczyk	2	0	1.000					
<b>TOTALS</b>		<b>838</b>	<b>488</b>	<b>.632</b>	<b>413</b>	<b>213</b>	<b>.660</b>		

## DRAKE COACHING RECORDS

Seasons	Yrs.	Coach	Overall			Conference			Postseason
			Won	Lost	Pct.	Won	Lost	Pct.	
1974-1985	12	Carole Baumgarten	257	99	.722	48	6	.889	3 NCAA / 5 WNIT
1986-1989	4	Susan Yow	51	58	.468	41	31	.569	
1990-1999	10	Lisa Bluder	188	105	.642	116	60	.659	4 NCAA / 1 WNIT
2000-2002	3	Lisa Stone	64	27	.703	42	12	.778	2 NCAA
2003-2011	9	Amy Stephens	151	130	.537	87	75	.537	1 NCAA / 4 WNIT
<b>2012-Pres.</b>	<b>7</b>	<b>Jennie Baranczyk</b>	<b>127</b>	<b>69</b>	<b>.648</b>	<b>79</b>	<b>29</b>	<b>.731</b>	<b>2 NCAA / 2 WNIT</b>



# 2018-19 DRAKE WOMEN'S BASKETBALL RADIO/TV CHART

2



Maddie Monahan - So.

5



Becca Hittner - Jr.

11



Kierra Collier - So.

12



Brenni Rose - Jr.

15



Allie Wooldridge - Fr.

20



Maddy Dean - RSr.

21



Sammie Bachrodt - Sr.

22



Hannah Fuller - So.

23



Maggie Negaard - Fr.

24



Nicole Miller - Sr.

30



Katie Van Scyoc - So.

31



Monica Burich - RJr.

35



Becca Jonas - RSr.

40



Mya Mertz - RSo.

50



Sara Rhine - RJr.



Jennie Baranczyk  
Head Coach