

2014-15 DRAKE WOMEN'S BASKETBALL

EVANSVILLE AT DRAKE | FRIDAY, FEB. 20, 2015 | KNAPP CENTER (DES MOINES, IOWA) | 7:07 P.M. CST | ESPN3.COM



2014-15 COMPARISON



Drake	Team	Evansville
16-7	2014-15 Record	11-13
11-1	Conference Record	6-7
Bulldogs	Nickname	Purple Aces
Missouri Valley	Conference	Missouri Valley
Des Moines, Iowa	Location	Evansville, Ind.
Jennie Baranczyk	Head Coach	Oties Epps
44-42/3rd	Record at School	40-75/4th
44-42/3rd	Career Record	39-75/4th
77.5	Points/Game	63.0
69.1	Opp. Points/Game	61.5
+8.4	Scoring Margin	+1.5
.456	FG%	.385
.392	Opp. FG%	.400
.336	3FG%	.347
.288	Opp. 3FG%	.324
.709	FT%	.725
41.7	Rebounds/Game	35.1
38.4	Opp. Rebounds/Game	39.2
+3.2	Rebounding Margin	-4.1
17.7	Assists/Game	13.5
14.7	Turnovers/Game	12.4
-1.1	Turnover Margin	+0.5
8.9	Steals/Game	5.8
3.0	Blocks/Game	4.4

THE SERIES

Overall	Drake leads, 34-13
Last 10 Meetings	Drake leads, 7-3
In Des Moines, Iowa	Drake leads, 15-6
In Evansville, Ind.	Drake leads, 14-7
Neutral Site	Drake leads, 5-0
Last Drake Win	Jan. 25, 2015 - 79-62
Last Evansville Win	Jan. 12, 2014 - 71-67
First Meeting	Jan. 26, 1995 - Drake, 110-68
Last Meeting	Jan. 25, 2015 - Drake, 79-62
Most Drake Points	110, 1995
Most Evansville Points	80, 1996
Fewest Drake Points	46, 2008
Fewest Evansville Points	41, 2008
Streak	Drake - 3

GAMEDAY INFORMATION

RADIO: 1350 KRNT
RADIO TALENT: Play-by-Play, Ric Silvestrini
Analyst, Laura Leonard
RADIO STREAM: <http://1350krnt.com>
TV: ESPN3.com
TV Talent: Play-by-play, Scott Warmann Analyst, Jill Hutchinson
LIVE VIDEO: <http://www.ESPN3.com>
LIVE STATS: <http://www.GoDrakeBulldogs.com>

SOCIAL MEDIA

Drake University Women's Basketball



@DrakeWBB



@DrakeWBB

DRAKE ATHLETIC COMMUNICATIONS

Women's Basketball Contact	John Meyer
Office	515-271-3740
Mobile	515-770-4190
Email	john.meyer@drake.edu
Website	www.GoDrakeBulldogs.com
Twitter	@DUBulldogs
Facebook	Drake Athletics
Instagram	DUBulldogs

REWIND

Drake pulled away in the second half to defeat UNI, 87-67, with the support of 3,418 fans at the program's "Pack the Knapp Pink Game" last Friday at the Knapp Center. It was the second-highest crowd of the season for Drake behind the annual "Pack the Knapp Game" against Northwestern College on Dec. 18.

Drake sophomore **Lizzy Wendell** contributed 30 points and has recorded double figures in 37 straight games. Her outstanding performance against UNI is her league-best fifth game of scoring 30 or more points this season. She added four rebounds, four assists, two blocks and one steal.

Freshman **Maddy Dean** had her second consecutive double-double, scoring 23 points and pulling down 10 rebounds. She has recorded double figures in eight straight games, dating back to the first game against UNI on Jan. 16. Freshman **Becca Jonas** chipped in 10 points and seven rebounds.

The win was the first in the previous four games in the series to be decided by more than four points. A combined eight points had decided the previous three games.

SCOUTING EVANSVILLE

Evansville snapped a six-game losing streak with its win over Illinois State on Sunday at the Ford Center. Sophomore Sara Dickey led the Purple Aces with 27 points while senior Mallory Laddy, who had missed the previous seven games, scored 15 points and grabbed eight rebounds in her return. Evansville is the top three-point shooting team in the conference at 35.2 percent.

HEAD TO HEAD

Drake owns a 34-13 advantage in the all-time series, including taking seven of the previous 10 contests. The Bulldogs claimed the first game this season at Evansville, 79-62, and have won the previous three games in the series after Evansville had won three straight. Drake and Evansville first played in 1995, the first season the Purple Aces were members of the MVC, and the teams have played at least twice annually since 1995.

RUN AND GUN CONTINUES

Drake has tallied 70 or more points in 15 out of the last 16 games, failing to do so only against Wichita State, who entered the matchup of the league's top two teams as the nation's number two scoring defense allowing just 49.5 points. The Bulldogs edged the Shockers, 64-61.

On the season, the Bulldogs lead the MVC in scoring at 77.5 with SIU next at 67.4. Drake's scoring mark ranks 16th in the nation.

Great shooting and unselfish play has propelled the Bulldogs to their outstanding scoring clip. The team leads the MVC and ranks 13th nationally with a 45.6 percent field goal percentage while also leading the league in team assists at 17.7 per game. The team assists mark ranks 10th in the nation.

PACK THE KNAPP

Drake is drawing a league-leading 2,796 fans per game to the Knapp Center this season. The Bulldogs currently rank 42nd in the nation in average attendance. In head coach Jennie Baranczyk's first season (2012-13), the Bulldogs finished third in average attendance with 2,265 per game and in 2013-14 they finished second with 2,456 fans packing the Knapp Center stands.

NO SOPHOMORE SLUMP HERE

Wendell continues to have an impressive second season for the Blue and the White. She leads the league and ranks fifth in the nation in scoring at 23.3 points per game.

Wendell made history in Drake's win over Wichita State on Feb. 1 as her 17 points pushed her past 1,000 career points. She is the 27th women's basketball player in school history to reach 1,000 career points and needed just 52

2014-15 SCHEDULE

November

9	Upper Iowa (Exh.)	W, 112-63
14	South Dakota	L, 83-78
18	at Iowa State	L, 84-67
20	at SIUE	L, 74-60
23	Wisconsin	W, 89-77
28	at Texas At San Antonio !	W, 69-61
30	vs. Fordham !	W, 62-56

December

3	Colorado State	L, 69-56
6	at Idaho State	W, 80-66
14	at Creighton	L, 93-71
18	Northwestern College	W, 102-58
21	Iowa	L, 100-98

January

2	at Loyola *	W, 86-60
4	at Bradley *	W, 80-47
9	Illinois State *	W, 86-51
11	Southern Illinois *	W, 81-66
16	at UNI *	W, 76-72
23	at Indiana State *	W, 72-65
25	at Evansville *	W, 79-62
30	Missouri State *	W, 94-89 OT

February

1	Wichita State *	W, 64-61
6	at Southern Illinois *	L, 81-76
8	at Illinois State *	W, 70-47
13	UNI (ESPN3) *	W, 87-67
20	Evansville (ESPN3) *	7:05 p.m.
22	Indiana State *	4:05 p.m.
27	at Wichita State (ESPN3) *	7 p.m.

March

1	at Missouri State *	2:05 p.m.
5	Bradley *	7:05 p.m.
7	Loyola *	2:05 p.m.
12-15	MVC Tournament #	TBA

All Times Central

* Missouri Valley Conference Game

! UTSA Thanksgiving Tournament (San Antonio, Texas)

MVC Tournament (St. Charles, Mo.)

BY THE NUMBERS

• This season Drake is celebrating **40** years of Drake women's basketball as a varsity sport.

• So, Lizzy Wendell has **1,073** points for her career and is the **27th** player in program history to score 1,000 or more career points.

• Drake turned the ball over just **2** times in the 2nd half vs. UNI. It was the fewest turnovers in a half this season.

• The Bulldogs have won **6** straight home games.

DRAKE WOMEN'S BASKETBALL GAME NOTES

career games to tally 1,000. She is just the fourth Drake player to accomplish the feat as a sophomore. The last Bulldog to reach 1,000 career points as a sophomore was the school's all-time leading scorer, Lorri Bauman, in 1982.

Wendell has scored in double figures in all 23 games this season. Dating back to last year she has scored 10 or more points in 37 straight games. This season she leads the league with 16 20-plus scoring games and has 28 20-plus games in her career. She also leads the MVC with five 30-plus scoring games.

Her two 43-point games this season are tied for 10th in most points scored in a single game in MVC and seventh in Drake women's basketball history. She is the only player in the NCAA this year to score 40 or more points in two games.

Her 43-point performances are the most scored by a MVC women's basketball player since Indiana State's Melanie Boeglin registered 46 points in a double overtime contest on Jan. 26, 2006, at Drake.

Scoring is not the only statistical category where Wendell is posting great numbers. In The Valley, she ranks third in field goal percentage (50.0) and three's made per game (2.3), 4th in steals (2.1) and free throw percentage (77.8), fifth in three-point percentage (37.3), seventh in assists (2.6), and 18th in rebounding (5.0). What is even more impressive is that Wendell is posting these outstanding numbers while averaging only 32.9 minutes per game, which ranks seventh in minutes played in The Valley.

FLOOR LEADER

Sophomore **Caitlin Ingle** has been a catalyst for the Bulldogs' offense in her second season as she leads the league and ranks eighth in the nation in assists per game at 7.1. Ingle notched the MVC's first triple-double since 2009, recording 14 points, 11 rebounds and 10 assists, in the win over Missouri State on Jan. 30. The Valley has only seen 12 triple-doubles since the league began in 1992-93. Ingle is the first Bulldog to record a triple-double in MVC history. On Feb. 6, Ingle was named to the watch list for the prestigious Nancy Lieberman award, which honors the top point guard in the nation.

Ingle has seven career points/assists double-doubles and one points/rebounds double-double. She has recorded eight or more assists in a game eight times this season. She has twice handed out a career-high 15 assists in a game, first against Bradley on Jan. 4 and again at SIU on Feb. 6. The 15 assists are tied for the third most in a game in school history.

PICK POCKETS

Ingle and Wendell are also getting it done on the defensive end for the Bulldogs as they are each tied for fourth in steals per game at 2.1 in the league. Ingle has picked up two or more steals in 12 games this season, including nabbing a career-high five in the wins over Fordham and Northwestern College. Wendell has nabbed 103 steals in her career while Ingle has collected 74.

SENIOR SPARKS

Three seniors have helped fuel the team's hot streak during MVC action with big games in several of the wins. **Carly Grenfell** went for a season-high 14 points in the win over SIU on Jan. 11 and is averaging 6.1 points per league game. **Liza Leap** has started every MVC game and had a season-best seven points along with five rebounds in Friday night's win over UNI. **Cara Lutes** has provided a low-post spark off the bench and recorded her first career double-doubles with 10 points and 10 boards in the win at Illinois State on Feb. 8. Combined, the three have appeared in 332 games in their careers.

NEW FACES

Drake has four newcomers this season in Dean, Greiner and Jonas along with sophomore **Cortni Rush**, a junior college transfer.

Jonas is second in the conference in rebounding average at 8.5 while Dean is fifth at 7.1. Dean leads all league freshmen in scoring at 13.4 points per game with Jonas behind her at 11.9 points. They are the only two freshmen to rank in the top-20 in the MVC in both scoring and rebounding. Jonas is fifth in the league in field goal percentage at 49.8 percent while Dean is second in free throw shooting at 80.7 percent. Jonas has started every game this season while Dean has started every MVC game.

Rush started 10 of the first 11 games before being sidelined with a foot injury. She returned to the court against UNI on Feb. 13. Greiner has provided long distance shooting off the bench as the Williamsburg, Iowa, native not only hit four key three-pointers in the Wichita State win but knocked down deep three-pointers to beat the buzzer before halftime in the Wisconsin and Idaho State wins. She leads The Valley in three-point shooting at 50.0 percent (23-of-46).

ALMOST MATCHED

Drake's loss at Southern Illinois left the Bulldogs one win shy of the best league start in school history as the 1998 team opened its MVC campaign 10-0. With its win over Missouri State to close January, this year's team tied the 1998 team for most wins in a month with eight. The 1998 team earned eight victories in the month of February. The Bulldogs' nine-game winning streak this season was the program's longest winning streak since the 2001-02 squad had 11 consecutive victories.

MVC AWARDS

Wendell has collected four MVC Player of the Week honors this season, while Jonas and Dean have collected four and three MVC Newcomer of the Week honors, respectively.

UP NEXT

Drake closes the weekend with a matchup against the Indiana State Sycamores on Sunday, Feb. 22 at 4:05 p.m. The Drake men's basketball team plays Missouri State at 1:05 p.m. and fans that have tickets for the men's game can stay for free for the women's game.

AROUND THE VALLEY

FRIDAY, FEB. 20

Missouri State at Southern Illinois	6 p.m.
Wichita State at Illinois State	7 p.m.
Indiana State at UNI	7 p.m.
Loyola at Bradley	7 p.m.
Evansville at Drake	7 p.m.

SUNDAY, FEB. 22

Evansville at UNI	2 p.m.
Missouri State at Illinois State	2 p.m.
Wichita State at Southern Illinois	2 p.m.

FRIDAY, FEB. 27

UNI at Missouri State	7 p.m.
Indiana State at Evansville	7 p.m.
Illinois State at Loyola	7 p.m.
Southern Illinois at Bradley	7 p.m.

2014-15 MVC STANDINGS (AS OF 2/19/15)

TEAM	MVC	Overall
Drake	11-1	16-7
Wichita State	11-1	20-4
Northern Iowa	8-4	12-11
Southern Illinois	8-5	15-9
Missouri State	7-5	10-13
Indiana State	6-7	16-8
Evansville	6-7	11-13
Bradley	3-10	4-20
Loyola	2-11	4-20
Illinois State	1-12	1-23

2014-15 MVC PRESEASON MVC POLL

School (First-Place Votes)	Points
1. Wichita State (26)	395
2. UNI (2)	348
3. Drake (2)	315
4. Evansville	252
5. Indiana State	234
6. Missouri State	190
7. Loyola	166
8. Illinois State	125
9. Southern Illinois	116
10. Bradley	60

2014-15 MVC PRESEASON FIRST TEAM

Alex Harden, Wichita State (Preseason POY)
Kyndal Clark, Drake
Lizzy Wendell, Drake
Sara Dickey, Evansville
Dyanna Pierre, Southern Illinois
Jen Keitel, UNI

CATCH UP WITH DRAKE WOMEN'S BASKETBALL

BULLDOG BREAKDOWN

• Drake will host Bulldog Breakdown prior to each regular-season home game once again this season. One of the assistant coaches will meet with Bulldog fans in the Paul F. Morrison Room before tipoff to break down the plan for that day's game and give an inside look at the team's preparation and keys to the game.

• Doors to the Paul Morrison Room will open one hour before the game, and a member of the basketball staff will share his or her comments approximately 40 minutes before tip-off.

WEEKLY RADIO SHOW

• Join head coach **Jennie Baranczyk** and men's head coach **Ray Giacoletti** at Rock Bottom Restaurant and Brewery every Monday night at 7 p.m. for the weekly Drake Basketball Coaches' Radio Show.

• Baranczyk and Giacoletti will recap games, preview upcoming opponents and give fans the latest news on their teams live at Rock Bottom (4508 University Ave., West Des Moines) and on the air on KRNT 1350-AM.

Sammie Bachrodt, 5-10, Guard, Wichita, Kan.

- Helped Wichita Kapaun Mt. Carmel High School capture one state championship and a third-place finish.
- State Tournament MVP the year team won title.

Maddy Johnson, 6-2, Forward, Sycamore, Ill.

- Led DeKalb to three conference, regional and sectional championships
- As a junior, averaged 12.5 ppg & 8.1 rpg and was named 3rd team all-state by the Associated Press.

Nicole Miller, 5-9, Guard, Walker, Iowa

- Talented, multi-sport athlete at North Linn High School.
- As a junior, she averaged 26.1 points, 7.9 rebounds and 5.6 assists per game as she was named the Iowa Class 2A Player of the Year.

Sara Rhine, 6-1, Forward, Eldon, Mo.

- Led Eldon High School to conference championships in basketball and track and field.
- Highly successful in track and field as she is a three-time state champion in the high jump, and is the Missouri Class 3 State high jump record holder.

2014-15 PLAYER HONORS

Kyndal Clark - MVC Preseason first-team**Maddy Dean** - MVC Newcomer of the Week - Jan. 5, Jan. 26, Feb. 16**Becca Jonas** - MVC Newcomer of the Week - Dec. 1, Dec. 22, Jan. 12, Jan. 19
UTSA All-Tournament Team**Lizzy Wendell** - MVC Preseason first team
MVC Player of the Week - Nov. 24, Dec. 22, Jan. 26, Feb. 2
UTSA All-Tournament Team and MVP

STARTING LINEUP RECORDS

Clark, Heap, Ingle, Jonas, Wendell	0-1
Heap, Ingle, Jonas, Rush, Wendell	5-5
Dean, Heap, Ingle, Jonas, Wendell	11-1

DOUBLE-FIGURE SCORING GAMES

Lizzy Wendell	23
Caitlin Ingle	17
Maddy Dean	16
Becca Jonas	15
Carly Grenfell	5
Cortni Rush	2
Kyndal Clark	1
Cara Lutes	1

DOUBLE-FIGURE REBOUNTING GAMES

Becca Jonas	9
Maddy Dean	6
Caitlin Ingle	1
Cara Lutes	1
Lizzy Wendell	1

DOUBLE-FIGURE ASSIST GAMES

Caitlin Ingle	5
---------------------	---

TOUGH LOSS

Senior **Kyndal Clark** will miss the remainder of the 2014-15 season due to a knee injury suffered in the season-opener Nov. 14 against South Dakota. Clark scored 17 points in the game.

Clark is coming off a historic junior campaign as she was named the 2014 Jackie Stiles Missouri Valley Conference Player of the Year. She became the 26th player in school history to surpass 1,000 career points and led the nation in average three-pointers made per game at 3.62.

Clark, who paced The Valley in scoring at 19.6 points per game, also knocked down a school and MVC-record 116 three-pointers, including a new Drake single-game mark with 10 against Loyola on Jan. 24, 2014. Clark recorded a league-leading four 30-point scoring games, with a career-high 41 points versus UNI, in 2013-14.

On Feb. 10, Clark was announced as one of 20 student-athletes selected to the 2015 Allstate WBCA and NABC Good Works Teams. The prestigious award pays tribute to college basketball players at all levels for their impressive commitment to giving back to their communities and positively impacting the lives of those around them. Clark is the first Drake student-athlete and MVC basketball student-athlete to be named to the Allstate WBCA and NABC Good Works Team.

YOU WIN THIS TIME

Even with the loss to its former MVC-rival Creighton on Dec. 14, Drake still holds a commanding lead in the all-time series against its neighbor to the west. The Bulldogs own a 38-25 advantage, including a 15-12 mark in games played in Omaha. Drake claimed a season opening win over Creighton in 2013-14.

TOURNAMENT HONORS

Wendell was selected the Most Valuable Player of the 2014 UTSA Thanksgiving Classic, while Jonas joined Wendell on the All-Tournament team as Drake collected wins over UTSA and Fordham in San Antonio, Texas on Nov. 28 and 30, respectively.

SHIVERS BASKETBALL PRACTICE FACILITY

On Nov. 14, the Bulldogs officially dedicated their new \$8 million state-of-the-art home, the Shiver Basketball Practice Facility. The 44,000 square foot structure, connected to the east side of the Knapp Center, provides dedicated practice space for both the Drake men's and women's teams. In addition to a pair of practice courts, the facility features new locker rooms, team lounges and film room. The upper level of the structure includes the Courtside Club for gameday hospitality and campus events.

BEYOND THE ARC

The Bulldogs knocked down a school-record 287 three-pointers last season, including a single-game record of 17 against Bradley on Jan. 26. The 287 three-pointers made ranks third in MVC history as Missouri State holds the top mark with 305 made during the 2004-05 season. Drake smashed the previous school record of 191.

BREAKOUT

Wendell shined for the Bulldogs in her debut season as she was named co-MVC Freshman of the Year with Sara Dickey of Evansville. Wendell earned a school-record eight MVC Newcomer of the Week awards during the 2013-14 season.

The Blue Springs, Mo., native finished with 536 points and was just the 10th MVC freshman to score 400 or more points in her first season. The 536 points scored is the fourth highest total by a Drake freshman in school history, and the third highest by a freshman in MVC history. She scored a career-high 35 points against UNI, which is a school-record for most points scored in a game by a freshman.

WE MEET AGAIN

For the second time in three years, Drake and South Dakota squared off to open a season as the Bulldogs and Coyotes kicked off the 2012-13 season at the Knapp Center in a game South Dakota won, 74-69. Drake avenged the loss a year ago as the Bulldogs held on for an 89-81 overtime victory over the Coyotes at the Sanford Pentagon in Sioux Falls, S.D.

The two schools also played in the first round of the 2012 WNIT Tournament at the Coyote Dome in Vermillion, S.D. South Dakota claimed a 61-53 victory in the matchup. Prior the WNIT matchup, the two schools hadn't played each other since the 1980-81 season. Drake owns a 5-3 advantage in the all-time series between the two schools.

HIT THE BOOKS

This past offseason, the 2013-14 Drake Bulldogs squad garnered a prestigious accolade from the Women's Basketball Coaches Association. The Bulldogs ranked sixth in the NCAA Division I WBCA Academic Top 25 Team Honor Roll with a 3.571 team grade point average. It was the first time a Drake women's basketball team cracked the WBCA Top 25 Honor Roll since the 2001-02 campaign. The Bulldogs were the highest ranked team in the MVC.

DRAKE WOMEN'S BASKETBALL GAME NOTES



Jennie Baranczyk
Third Season
Drake University, Head Coach
2012-Present

Career Head Coaching Results

Year	Record	Pct.	MVC Record	Pct.
2012-13	11-20	.381	5-13	.277
2013-14	17-15	.531	9-9	.500
2014-15	16-7	.696	11-1	.917
Total	44-42	.512	25-23	.521

Former University of Iowa standout and Des Moines native, **Jennie (Lillis) Baranczyk** (pronounced bah-rah-n-check), was named the sixth head women's basketball coach at Drake University in April, 2012.

In Baranczyk's second season, the Bulldogs advanced to the Missouri Valley Conference title game. Junior Kyndal Clark was selected the MVC Jackie Stiles Player of the Year, while freshman Lizzy Wendell capped off a special first season by being named the Co-MVC Freshman of the Year. Clark and Wendell were both named to the All-MVC First Team, while Caitlin Ingle joined Wendell on the MVC All-Freshman Team. Junior Liza Heap earned honorable mention MVC Scholar-Athlete honors.

Baranczyk's teams have been highly successful in the classroom during her tenure at Drake, highlighted by the 2013-14 squad's prestigious accolade from the Women's Basketball Coaches Association. The Bulldogs ranked sixth in the NCAA Division I WBCA Academic Top 25 Team Honor Roll with a 3.571 team grade point average.

Baranczyk came to Drake after a two-year stint as assistant coach and recruiting coordinator at the University of Colorado, where she was on the staff of head coach Linda Lappe, a former Drake assistant coach. Prior to Colorado, Baranczyk was an assistant coach for four seasons at Marquette after two seasons as an assistant coach at Kansas State.

Baranczyk reached postseason tournament play every season as a player and assistant coach. She coached in two NCAA tournaments and won two WNIT championships (Kansas State in 2006 and Marquette in 2008) as an assistant coach. At Iowa, she played in three NCAA tournaments and one WNIT and helped Iowa win the 2001 Big Ten Tournament.

A three-time captain at Iowa, Baranczyk, was a four-year letterwinner at forward from 2000-04 under former Drake head coach Lisa Bluder. One of the best all-around players in Hawkeye basketball history, she was a three-time All-Big Ten Conference selection, earning first-team honors as a junior in 2003 and second-team honors as a sophomore in 2002 and as a senior in 2004. She was an honorable mention All-American in 2003.

She graduated as the only player in Iowa history in the top 10 of five major statistical categories: points, rebounds, assists, steals and blocks, and is one of only two Hawkeye players to score more than 1,700 points and grab 800 rebounds.

Baranczyk graduated from Iowa in 2004 with her bachelor's degree in communication studies and from Kansas State with her master's degree in counseling and student development in 2007. At Iowa, she was the recipient of the 2004 Big Ten Conference's Medal of Honor. First awarded in 1914, the Big Ten's oldest award is given annually to a student in the graduating class of each university that demonstrated proficiency in scholarship and athletics. Baranczyk was also a three-time Academic All-Big Ten pick, a WBCA Scholarship Award recipient, CoSIDA Academic All-District honoree, and a Collegiate Basketball Award for Excellence semifinalist as a senior in 2004.

In her prep career, she helped Dowling Catholic in Des Moines win state championships in 1998 and 2000 and is a member of the Iowa Girls High School Athletic Union Hall of Fame

Jennie and her husband, Scott, have a two-year old son, Eli, and a daughter, Jordi, who was born on March 27, 2014.

BULLDOGS RECORD WHEN

Playing a ranked opponent.....	0-1
Playing at home.....	7-3
Playing on the road.....	8-4
Playing on a neutral court.....	1-0
Leading at halftime	14-2
Tied at halftime
Trailing at halftime	2-5
Shooting 45 percent or better	10-3
Shooting under 45 percent	6-4
Shooting better than opponent	14-2
Shooting same or worse.....	2-5
Outrebounding opponent.....	12-1
Tied or outrebounded by opponent	4-6
Committing more turnovers	8-5
Committing same or fewer turnovers.....	8-2
Scoring fewer than 50 points
Scoring 50-59 points.....	0-1
Scoring 60-69 points.....	3-2
Scoring 70 points or more	13-4
Holding opponents to 60 points or fewer	4-0
Games decided by five points or less.....	3-3
Games decided by 6-10 points.....	3-0
Games decided by more than 10 points.....	10-4
Overtime games	1-0
Longest Winning Streak	W-9
Longest Losing Streak:	L-3
Current Streak:	W-2
Mondays:
Tuesdays:	0-1
Wednesdays:	0-1
Thursdays:	1-1
Fridays:	7-2
Saturdays:	1-0
Sundays:	7-2
November	3-3
December	2-3
January	8-0
February	3-1
March.....

GAMES LED DRAKE IN SCORING

Lizzy Wendell	19
Caitlin Ingle.....	2
Maddy Dean	1
Becca Jonas.....	1

GAMES LED DRAKE IN REBOUNDING

Becca Jonas	9
Maddy Dean	7
Cortni Rush.....	1
Liza Heap, Jonas & Caitlin Ingle.....	1
Dean & Jonas	1
Heap & Jonas	1
Ingle & Jonas.....	1
Jonas & Lizzy Wendell	1
Lutes, Ingle & Wendell.....	1

GAMES LED DRAKE IN ASSISTS

Caitlin Ingle.....	18
Carly Grenfell.....	1
Ingle & Jonas.....	1
Ingle & Wendell	1
Ingle, Becca Jonas, Cortni Rush	1
Ingle, Jonas, Lizzy Wendell.....	1

2014-15 DRAKE OVERALL STATS

Drake Combined Team Statistics (as of Feb 13, 2015) All games

RECORD:	OVERALL	HOME	AWAY	NEUTRAL
ALL GAMES	16-7	7-3	8-4	1-0
CONFERENCE	11-1	5-0	6-1	0-0
NON-CONFERENCE	5-6	2-3	2-3	1-0

##	Player	gp-gs	min	avg	Total		3-Point		F-Throw		Rebounds				pf dq		a	to	blk	stl	pts	avg
					fg-fga	fg%	3fg-fga	3fg%	ft-fga	ft%	off	def	tot	avg								
03	Wendell, Lizzy	23-23	757	32.9	200-400	.50	53-142	.37	84-108	.77	25	91	116	5.0	43	1	60	52	9	49	537	23.3
04	Clark, Kyndal	1-1	37	37.0	5-12	.41	3-9	.33	4-4	1.000	1	3	4	4.0	2	0	2	4	0	0	17	17.0
20	Dean, Maddy	23-12	627	27.3	106-269	.39	45-154	.29	51-62	.82	25	139	164	7.1	48	1	39	41	8	23	308	13.4
35	Jonas, Becca	23-23	581	25.3	109-219	.49	7-28	.25	49-75	.65	61	134	195	8.5	72	3	36	46	19	22	274	11.9
22	Ingle, Caitlin	23-23	743	32.3	106-260	.40	10-44	.22	35-63	.55	10	100	110	4.8	54	3	163	92	7	49	257	11.2
01	Grenfell, Carly	23-0	516	22.4	46-97	.47	22-57	.38	26-30	.86	25	31	56	2.4	45	1	27	22	1	19	140	6.1
34	Rush, Cortni	12-10	230	19.2	17-39	.43	8-24	.33	5-8	.62	16	26	42	3.5	16	0	20	9	3	9	47	3.9
15	Greiner, Paige	22-0	303	13.8	26-54	.48	23-46	.50	10-11	.90	6	19	25	1.1	21	0	24	20	0	3	85	3.9
11	Heap, Liza	23-23	548	23.8	22-51	.43	10-31	.32	4-12	.33	33	48	81	3.5	44	0	31	29	1	24	58	2.5
51	Lutes, Cara	18-0	141	7.8	13-27	.48	2-10	.20	3-7	.42	15	28	43	2.4	22	0	3	7	7	4	31	1.7
05	Donahue, Emma	20-0	119	6.0	11-22	.50	0-1	.00	4-7	.57	9	11	20	1.0	15	0	2	8	13	3	26	1.3
23	Mueller, Bry	8-0	23	2.9	1-2	.50	1-2	.50	0-1	.00	1	2	3	0.4	1	0	1	2	1	0	3	0.4
Team											48	51	99		1		7					
Total.....		23	4625		662-145	.451	184-548	.332	275-388	.70	275	683	958	41.7	384	9	408	339	69	205	178	77.5
Opponents.....		23	4625		590-150	.391	160-556	.282	249-372	.66	300	584	884	38.4	369	-	341	314	83	175	158	69.1

TEAM STATISTICS	DU	OPP	Date	Opponent	Score	Att.
SCORING	1783	1589	11-14-14	SOUTH DAKOTA	L 78-83	2848
Points per game	77.5	69.1	11-18-14	at Iowa State	L 67-84	9873
Scoring margin	+8.4	-	11-20-14	at SIUE	L 60-74	711
FIELD GOALS-ATT	662-1452	590-1507	11-23-14	WISCONSIN	w 89-77	2430
Field goal pct	.456	.392	11-28-14	at UTSA	w 69-61	600
3 POINT FG-ATT	184-548	160-556	11-30-14	vs Fordham	w 62-56	300
3-point FG pct	.336	.288	12-03-14	COLORADO STATE	L 56-69	1779
3-pt FG made per gam	8.0	7.0	12-06-14	at Idaho State	w 80-66	728
FREE THROWS-ATT	275-388	249-372	12-14-14	at Creighton	L 71-93	834
Free throw pct	.709	.669	12-18-14	NORTHWESTERN COLLEGE	w 102-58	4734
F-Throws made per ga	12.0	10.8	12-21-14	IOWA	L 98-100	3130
REBOUNDS	958	884	* 01-02-15	at Loyola Chicago	w 86-60	417
Rebounds per game	41.7	38.4	* 01-04-15	at Bradley	w 80-47	558
Rebounding margin	+3.2	-	* 01-09-15	ILLINOIS STATE	w 86-51	2139
ASSISTS	408	341	* 01-11-15	SOUTHERN ILLINOIS	w 81-66	2430
Assists per game	17.7	14.8	* 01-16-15	at UNI	w 76-72	2598
TURNOVERS	339	314	* 01-23-15	at Indiana State	w 72-65	2527
Turnovers per game	14.7	13.7	* 01-25-15	at Evansville	w 79-62	686
Turnover margin	-1.1	-	* 01-30-15	MISSOURI STATE	Wot 94-89	2523
Assist/turnover ratio	1.2	1.1	* 02-01-15	WICHITA STATE	w 64-61	2263
STEALS	205	175	* 02-06-15	at Southern Illinois	L 76-81	578
Steals per game	8.9	7.6	* 02-08-15	at Illinois State	w 70-47	1745
BLOCKS	69	83	* 02-13-15	UNI	w 87-67	3418
Blocks per game	3.0	3.6				
ATTENDANCE	27694	22155				
Home games-Avg/Game	10-2769	12-1821				
Neutral site-Avg/Game	-	1-300				

* - Conference game

Score by Periods	1st	2nd	OT	Totals
Drake	857	917	9	1783
Opponents	747	838	4	1589

Drake Combined Team Statistics (as of Feb 13, 2015)

Conference games

RECORD:	OVERALL	HOME	AWAY	NEUTRAL
ALL GAMES	11-1	5-0	6-1	0-0
CONFERENCE	11-1	5-0	6-1	0-0
NON-CONFERENCE	0-0	0-0	0-0	0-0

#	Player	gp-gs	min	avg	Total		3-Point		F-Throw		Rebounds				pf	dq	a	to	blk	stl	pts	avg
					fg-fga	fg%	3fg-fga	3fg%	ft-fa	ft%	off	def	tot	avg								
03	Wendell, Lizzy	12-12	407	33.9	103-211	.48	27-75	.36	49-60	.81	15	53	68	5.7	19	0	35	25	6	30	282	23.5
20	Dean, Maddy	12-12	383	31.9	69-162	.42	27-91	.29	37-43	.86	14	95	109	9.1	27	0	25	28	5	17	202	16.8
35	Jonas, Becca	12-12	302	25.2	57-113	.50	2-10	.20	24-36	.66	41	74	115	9.6	40	2	18	28	15	14	140	11.7
22	Ingle, Caitlin	12-12	389	32.4	48-114	.42	5-12	.41	15-25	.60	5	56	61	5.1	27	2	95	49	5	18	116	9.7
01	Grenfell, Carly	12-0	309	25.8	31-65	.47	14-37	.37	14-16	.87	14	19	33	2.8	23	0	14	11	1	8	90	7.5
15	Greiner, Paige	12-0	201	16.8	17-32	.53	16-29	.55	6-7	.85	4	13	17	1.4	10	0	18	9	0	2	56	4.7
11	Heap, Liza	12-12	256	21.3	11-26	.42	4-14	.28	2-5	.40	16	19	35	2.9	12	0	17	15	0	8	28	2.3
51	Lutes, Cara	12-0	98	8.2	10-19	.52	2-8	.25	2-3	.66	9	18	27	2.3	15	0	0	5	6	4	24	2.0
05	Donahue, Emma	10-0	63	6.3	6-11	.54	0-0	.00	1-2	.50	7	7	14	1.4	7	0	1	4	11	2	13	1.3
34	Rush, Cortni	1-0	2	2.0	0-0	.00	0-0	.00	0-0	.00	0	0	0	0.0	0	0	0	0	0	0	0	0.0
23	Mueller, Bry	6-0	15	2.5	0-0	.00	0-0	.00	0-1	.00	1	2	3	0.5	1	0	1	2	0	0	0	0.0
Team											27	23	50					4				
Total.....		12	2425		352-753	.46	97-276	.35	150-198	.75	153	379	532	44.3	181	4	224	180	49	103	951	79.2
Opponents.....		12	2425		287-813	.35	74-281	.26	120-172	.69	177	281	458	38.2	184	-	152	156	39	95	768	64.0

TEAM STATISTICS	DU	OPP	Date	Opponent	Score	Att.
SCORING	951	768	* 01-02-15	at Loyola Chicago	w 86-60	417
Points per game	79.2	64.0	* 01-04-15	at Bradley	w 80-47	558
Scoring margin	+15.3	-	* 01-09-15	ILLINOIS STATE	w 86-51	2139
FIELD GOALS-ATT	352-753	287-813	* 01-11-15	SOUTHERN ILLINOIS	w 81-66	2430
Field goal pct	.467	.353	* 01-16-15	at UNI	w 76-72	2598
3 POINT FG-ATT	97-276	74-281	* 01-23-15	at Indiana State	w 72-65	2527
3-point FG pct	.351	.263	* 01-25-15	at Evansville	w 79-62	686
3-pt FG made per gam	8.1	6.2	* 01-30-15	MISSOURI STATE	wot 94-89	2523
FREE THROWS-ATT	150-198	120-172	* 02-01-15	WICHITA STATE	w 64-61	2263
Free throw pct	.758	.698	* 02-06-15	at Southern Illinois	L 76-81	578
F-Throws made per ga	12.5	10.0	* 02-08-15	at Illinois State	w 70-47	1745
REBOUNDS	532	458	* 02-13-15	UNI	w 87-67	3418
Rebounds per game	44.3	38.2	* - Conference game			
Rebounding margin	+6.2	-				
ASSISTS	224	152				
Assists per game	18.7	12.7				
TURNOVERS	180	156				
Turnovers per game	15.0	13.0				
Turnover margin	-2.0	-				
Assist/turnover ratio	1.2	1.0				
STEALS	103	95				
Steals per game	8.6	7.9				
BLOCKS	49	39				
Blocks per game	4.1	3.3				
ATTENDANCE	12773	9109				
Home games-Avg/Gam	5-2555	7-1301				
Neutral site-Avg/Game	-	0-0				

Score by Periods	1st	2nd	OT	Totals
Drake	458	484	9	951
Opponents	342	422	4	768

2014-15 DRAKE COMPARISON CHART

Opponent	1st	2nd	Score	Mar	Total FG	FG Pct	3-Pointers	3FG Pct	Free Throw	FT Pct	Rebounds	Assist T/Over	Block	Steal	Fouls		
SOUTH DAKOTA	37/46	41/37	78-83	(5)	28-61/26-66	.459/.394	10-28/11-31	.357/.355	12-19/20-27	.632/.741	35/45	(10)	14/15	13/10	1/0	6/10	20/21
	21/45	46/39	67-84	(17)	23-69/30-65	.333/.462	5-29/14-39	.172/.359	16-28/10-15	.571/.667	43/47	(4)	10/25	15/20	3/6	12/7	22/22
	23/39	37/35	60-74	(14)	24-66/25-57	.364/.439	6-29/5-17	.207/.294	6-16/19-37	.375/.514	39/53	(14)	11/15	15/15	0/4	9/7	26/19
WISCONSIN	43/38	46/39	89-77	+12	35-66/34-61	.530/.557	9-19/4-16	.474/.250	10-12/5-7	.833/.714	36/24	+12	20/17	17/18	0/6	14/6	13/14
	35/29	34/32	69-61	+8	25-54/19-63	.463/.302	3-13/5-34	.231/.147	16-22/18-28	.727/.643	40/39	+1	14/11	20/16	0/6	5/15	21/19
Fordham	28/29	34/27	62-56	+6	21-57/23-71	.368/.324	6-23/6-28	.261/.214	14-26/4-6	.538/.667	43/44	(1)	10/15	13/15	2/1	12/2	14/19
COLORADO STATE	35/38	21/31	56-69	(13)	20-63/25-60	.317/.417	11-40/9-26	.275/.346	5-7/10-17	.714/.588	38/44	(6)	13/18	12/10	4/6	4/6	19/13
Idaho State	40/27	40/39	80-66	+14	31-61/29-65	.508/.446	9-19/1-19	.474/.053	9-13/7-11	.692/.636	38/34	+4	24/18	19/15	1/6	12/8	15/14
Creighton	37/48	34/45	71-93	(22)	25-62/35-70	.403/.500	5-17/12-27	.294/.444	16-20/11-15	.800/.733	32/45	(13)	18/23	13/10	4/5	7/7	17/18
NORTHWESTERN COLL	52/23	50/35	102-58	+44	42-69/22-52	.609/.423	10-23/6-16	.435/.375	8-11/8-10	.727/.800	40/19	+21	31/13	10/18	4/2	14/5	14/10
IOWA	48/43	50/57	98-100	(2)	36-71/35-64	.507/.547	13-32/13-22	.406/.591	13-16/17-27	.813/.630	42/32	+10	19/19	12/11	1/2	7/7	22/16
Loyola Chicago	47/23	39/37	86-60	+26	28-67/23-63	.418/.365	13-34/2-15	.382/.133	17-21/12-27	.810/.444	41/50	(9)	23/10	15/23	3/4	15/5	21/17
Bradley	45/24	35/23	80-47	+33	33-69/16-68	.478/.235	5-18/3-23	.278/.130	9-12/12-12	.750/1000	49/40	+9	29/9	14/16	9/6	6/5	14/11
ILLINOIS STATE	41/23	45/28	86-51	+35	36-63/16-62	.571/.258	6-12/6-22	.500/.273	8-13/13-15	.615/.867	47/31	+16	26/8	15/15	6/3	11/8	14/16
SOUTHERN ILLINOIS	42/32	39/34	81-66	+15	34-58/28-68	.586/.412	5-14/7-24	.357/.292	8-11/3-5	.727/.600	31/37	(6)	11/11	12/15	5/1	10/5	12/13
UNI	40/32	36/40	76-72	+4	26-69/26-64	.377/.406	9-19/9-25	.474/.360	15-21/11-13	.714/.846	54/33	+21	10/21	12/7	2/8	5/8	13/17
Indiana State	22/26	50/39	72-65	+7	23-47/25-69	.489/.362	8-23/5-17	.348/.294	18-21/10-14	.857/.714	37/36	+1	15/10	21/13	2/2	10/11	16/19
Evansville	38/23	41/39	79-62	+17	29-61/24-63	.475/.381	8-25/5-22	.320/.227	13-19/9-20	.684/.450	49/33	+16	22/12	14/11	1/1	9/5	18/14
MISSOURI STATE	49/42	36/43	94-89	+5	37-75/34-83	.493/.410	12-38/12-26	.316/.462	8-14/9-13	.571/.692	46/47	(1)	18/14	18/14	7/3	13/13	15/15
WICHITA STATE	29/27	35/34	64-61	+3	21-50/24-67	.420/.358	12-28/6-27	.429/.222	10-15/7-8	.667/.875	41/35	+6	16/11	26/15	3/2	6/12	10/16
Southern Illinois	40/39	36/42	76-81	(5)	29-65/30-75	.446/.400	10-23/7-27	.435/.259	8-8/14-17	1000/.824	36/47	(11)	20/20	10/6	3/4	3/8	18/10
Illinois State	29/18	41/29	70-47	+23	24-57/16-64	.421/.250	3-20/6-23	.150/.261	19-24/9-16	.792/.563	53/35	+18	15/10	14/10	5/1	7/11	17/20
UNI	36/33	51/34	87-67	+20	32-72/25-67	.444/.373	6-22/6-30	.273/.200	17-19/11-12	.895/.917	48/34	+14	19/16	9/11	3/4	8/4	13/16

Note: Game totals are displayed in the format TEAM/OPPONENT for each category

2013-14 DRAKE OVERALL STATS

Drake Combined Team Statistics (as of Oct 14, 2014) All games

RECORD:	OVERALL	HOME	AWAY	NEUTRAL
ALL GAMES	17-15	8-6	6-7	3-2
CONFERENCE	9-9	4-5	5-4	0-0
NON-CONFERENCE	8-6	4-1	1-3	3-2

#	Player	gp-gs	min	avg	Total		3-Point		F-Throw		Rebounds				pf	dq	a	to	blk	stl	pts	avg
					fg-fga	fg%	3fg-fga	3fg%	ft-fa	ft%	off	def	tot	avg								
04	Clark, Kyndal	32-32	1116	34.9	202-478	.423	116-282	.411	96-142	.676	20	143	163	5.1	52	0	87	52	4	61	616	19.3
03	Wendell, Lizzy	32-30	970	30.3	184-394	.467	61-158	.386	107-141	.759	48	122	170	5.3	85	5	69	95	15	54	536	16.8
22	Ingle, Caitlin	32-15	842	26.3	112-240	.467	24-75	.320	33-70	.471	12	77	89	2.8	42	1	96	75	6	25	281	8.8
24	Bartow, Ashley	32-28	668	20.9	89-209	.426	16-64	.250	35-49	.714	49	103	152	4.8	93	4	22	65	3	18	229	7.2
11	Heap, Liza	32-32	996	31.1	61-132	.462	26-71	.366	14-18	.778	49	104	153	4.8	69	0	49	38	6	31	162	5.1
01	Grenfell, Carly	32-0	644	20.1	54-146	.370	34-113	.301	20-28	.714	33	47	80	2.5	61	1	28	42	2	19	162	5.1
14	Marschner, Alyssa	32-18	641	20.0	40-117	.342	2-25	.080	35-56	.625	18	82	100	3.1	75	3	92	71	10	29	117	3.7
05	Donahue, Emma	27-0	210	7.8	39-73	.534	1-5	.200	12-13	.923	11	26	37	1.4	21	0	4	16	13	2	91	3.4
51	Lutes, Cara	19-0	165	8.7	11-34	.324	3-20	.150	8-16	.500	13	25	38	2.0	30	1	4	10	5	5	33	1.7
02	Specht, Mary Pat	13-0	69	5.3	4-20	.200	3-15	.200	0-1	.000	4	2	6	0.5	6	0	0	0	0	0	11	0.8
23	Mueller, Bryanna	2-0	5	2.5	0-1	.000	0-0	.000	0-0	.000	3	0	3	1.5	0	0	0	1	0	0	0	0.0
Team											54	63	117				7					
Total.....		32	6452		807-1880	.429	287-832	.345	372-549	.678	320	819	1139	35.6	544	15	456	484	70	253	2273	71.0
Opponents.....		32	6451		856-1990	.430	202-646	.313	384-545	.705	398	859	1257	39.3	558	-	460	464	109	242	2298	71.8

TEAM STATISTICS	DU	OPP	Date	Opponent	Score	Att.
SCORING	2273	2298	11-08-13	CREIGHTON	W 62-55	3126
Points per game	71.0	71.8	11-10-13	at Wisconsin	L 41-66	3361
Scoring margin	-0.8	-	11-16-13	at Colorado State	L 77-92	836
FIELD GOALS-ATT	807-1880	856-1990	11-21-13	at South Dakota	Wot 89-81	835
Field goal pct	.429	.430	11-24-13	IOWA STATE	L 47-89	3241
3 POINT FG-ATT	287-832	202-646	11-29-13	vs Cornell	L 49-59	360
3-point FG pct	.345	.313	11-30-13	vs Coastal Carolina	W 90-74	283
3-pt FG made per game	9.0	6.3	12-05-13	IDAHO STATE	W 78-59	1965
FREE THROWS-ATT	372-549	384-545	12-17-13	SIU EDWARDSVILLE	W 87-71	3561
Free throw pct	.678	.705	12-21-13	at Iowa	L 51-73	5598
F-Throws made per game	11.6	12.0	12-29-13	MILWAUKEE	W 79-57	2227
REBOUNDS	1139	1257	* 01-03-14	at Illinois State	L 71-80	1025
Rebounds per game	35.6	39.3	* 01-05-14	at Indiana State	L 81-90	250
Rebounding margin	-3.7	-	* 01-10-14	SOUTHERN ILLINOIS	W 74-72	1821
ASSISTS	456	460	* 01-12-14	EVANSVILLE	L 67-71	2219
Assists per game	14.3	14.4	* 01-18-14	at Missouri State	L 66-89	3030
TURNOVERS	484	464	* 01-20-14	at Wichita State	L 55-88	2532
Turnovers per game	15.1	14.5	* 01-24-14	LOYOLA	L 69-75	2234
Turnover margin	-0.6	-	* 01-26-14	BRADLEY	W 97-77	1830
Assist/turnover ratio	0.9	1.0	* 02-02-14	at UNI	W 66-64	2263
STEALS	253	242	* 02-06-14	at Evansville	W 72-57	330
Steals per game	7.9	7.6	* 02-08-14	at Southern Illinois	W 80-55	712
BLOCKS	70	109	* 02-14-14	WICHITA STATE	L 61-70	2356
Blocks per game	2.2	3.4	* 02-16-14	MISSOURI STATE	W 79-69	2943
ATTENDANCE	34379	26354	* 02-21-14	at Bradley	W 94-71	522
Home games-Avg/Game	14-2456	13-1671	* 02-23-14	at Loyola	W 70-64	428
Neutral site-Avg/Game	-	5-926	* 03-02-14	UNI	Lot 97-99	2715
			* 03-06-14	INDIANA STATE	L 71-73	1863
			* 03-08-14	ILLINOIS STATE	W 67-66	2278
			03-14-14	vs Evansville	W 71-61	1131
			03-15-14	vs Indiana State	W 66-58	1667
			03-16-14	vs Wichita State	L 49-73	1191
Score by Periods	1st	2nd	OT	Totals		
Drake	1063	1181	29	2273		
Opponents	1085	1190	23	2298		

* = Conference game

Drake Combined Team Statistics (as of Mar 15, 2014)

Conference games

RECORD:	OVERALL	HOME	AWAY	NEUTRAL
ALL GAMES	9-9	4-5	5-4	0-0
CONFERENCE	9-9	4-5	5-4	0-0
NON-CONFERENCE	0-0	0-0	0-0	0-0

#	Player	gp-gs	min	avg	Total		3-Point		F-Throw		Rebounds										pts	avg
					fg-fga	fg%	3fg-fga	3fg%	ft-fa	ft%	off	def	tot	avg	pf	dq	a	to	blk	stl		
04	Clark, Kyndal	18-18	651	36.2	131-287	.456	78-172	.453	47-73	.644	8	84	92	5.1	36	0	58	24	3	40	387	21.5
03	Wendell, Lizzy	18-18	586	32.6	116-249	.466	32-98	.327	67-82	.817	34	62	96	5.3	43	2	47	59	9	36	331	18.4
22	Ingle, Caitlin	18-12	556	30.9	81-164	.494	18-49	.367	24-54	.444	11	56	67	3.7	25	1	65	47	4	18	204	11.3
24	Bartow, Ashley	18-17	389	21.6	50-107	.467	8-30	.267	17-22	.773	25	54	79	4.4	53	3	8	33	2	10	125	6.9
01	Grenfell, Carly	18-0	342	19.0	33-85	.388	21-66	.318	10-12	.833	19	22	41	2.3	39	1	15	19	1	7	97	5.4
11	Heap, Liza	18-18	558	31.0	29-72	.403	11-38	.289	9-11	.818	30	60	90	5.0	41	0	28	17	2	18	78	4.3
05	Donahue, Emma	13-0	91	7.0	18-33	.545	0-1	.000	8-8	1.000	3	8	11	0.8	12	0	1	9	4	1	44	3.4
14	Marschner, Alyssa	18-7	304	16.9	16-48	.333	0-9	.000	12-22	.545	9	38	47	2.6	40	3	43	23	2	11	44	2.4
51	Lutes, Cara	10-0	99	9.9	6-21	.286	1-13	.077	6-12	.500	6	17	23	2.3	15	0	2	3	4	3	19	1.9
02	Specht, Mary Pat	10-0	48	4.8	3-15	.200	2-12	.167	0-0	.000	2	2	4	0.4	6	0	0	0	0	0	8	0.8
23	Mueller, Bryanna	1-0	3	3.0	0-0	.000	0-0	.000	0-0	.000	2	0	2	2.0	0	0	0	1	0	0	0	0.0
Team											30	27	57				3					
Total.....		18	3627		483-1081	.447	171-488	.350	200-296	.676	179	430	609	33.8	310	10	267	238	31	144	1337	74.3
Opponents.....		18	3625		484-1084	.446	131-374	.350	231-317	.729	217	477	694	38.6	310	-	283	262	63	131	1330	73.9

x-Inactive player

TEAM STATISTICS	DU	OPP	Date	Opponent	Score	Att.
SCORING	1337	1330	* 01-03-14	at Illinois State	L 71-80	1025
Points per game	74.3	73.9	* 01-05-14	at Indiana State	L 81-90	250
Scoring margin	+0.4	-	* 01-10-14	SOUTHERN ILLINOIS	W 74-72	1821
FIELD GOALS-ATT	483-1081	484-1084	* 01-12-14	EVANSVILLE	L 67-71	2219
Field goal pct	.447	.446	* 01-18-14	at Missouri State	L 66-89	3030
3 POINT FG-ATT	171-488	131-374	* 01-20-14	at Wichita State	L 55-88	2532
3-point FG pct	.350	.350	* 01-24-14	LOYOLA	L 69-75	2234
3-pt FG made per game	9.5	7.3	* 01-26-14	BRADLEY	W 97-77	1830
FREE THROWS-ATT	200-296	231-317	* 02-02-14	at UNI	W 66-64	2263
Free throw pct	.676	.729	* 02-06-14	at Evansville	W 72-57	330
F-Throws made per game	11.1	12.8	* 02-08-14	at Southern Illinois	W 80-55	712
REBOUNDS	609	694	* 02-14-14	WICHITA STATE	L 61-70	2356
Rebounds per game	33.8	38.6	* 02-16-14	MISSOURI STATE	W 79-69	2943
Rebounding margin	-4.7	-	* 02-21-14	at Bradley	W 94-71	522
ASSISTS	267	283	* 02-23-14	at Loyola	W 70-64	428
Assists per game	14.8	15.7	* 03-02-14	UNI	Lot 97-99	2715
TURNOVERS	238	262	* 03-06-14	INDIANA STATE	L 71-73	1863
Turnovers per game	13.2	14.6	* 03-08-14	ILLINOIS STATE	W 67-66	2278
Turnover margin	+1.3	-	* = Conference game			
Assist/turnover ratio	1.1	1.1				
STEALS	144	131				
Steals per game	8.0	7.3				
BLOCKS	31	63				
Blocks per game	1.7	3.5				
ATTENDANCE	20259	11092				
Home games-Avg/Game	9-2251	9-1232				
Neutral site-Avg/Game	-	0-0				

Score by Periods	1st	2nd	OT	Totals
Drake	613	711	13	1337
Opponents	614	701	15	1330

2014-15 DRAKE BOX SCORES

Official Basketball Box Score -- Game Totals -- Final Statistics

South Dakota vs Drake
11-14-14 7:05 p.m. at Knapp Center (Des Moines, Iowa)

South Dakota 83 • 1-0

#	Player	Total		3-Ptr		Rebounds			PF	TP	A TO Blk Stl					Min
		FG-FGA	FG-FGA	FT-FTA	Off Def Tot	PF	TP	A TO Blk Stl								
44	LOEFFLER, Lisa	f	1-3	0-1	2-2	0	2	2	4	4	0	1	0	1	23	
30	MCCLOUD, Margaret	c	1-5	0-0	1-2	4	3	7	5	3	1	1	0	2	22	
23	CONTRERAS, Raeshel	g	7-15	6-11	4-6	1	8	9	1	24	2	1	0	1	28	
35	SEKAMP, Nicole		2-13	0-4	3-4	2	5	7	4	7	6	3	0	2	31	
4	HEMILLER, Tia	g	2-6	0-3	0-0	3	4	7	1	4	1	2	0	0	24	
15	STEWART, Kelly		6-13	3-7	0-1	1	1	2	1	15	1	1	0	1	20	
22	ARENS, Bridget		3-3	0-0	5-6	3	2	5	2	11	3	0	0	1	23	
24	JACKSON, Jaylah		0-0	0-0	0-0	0	0	0	0	0	0	0	0	1	2	
34	LIVERINGHOUSE, Kate		2-3	0-0	5-6	1	2	3	0	9	0	0	0	0	11	
42	HOFF, Heidi		2-5	2-5	0-0	0	1	1	3	6	1	1	0	1	16	
Team						0	2	2								
Totals			26-66	11-31	20-27	15	30	45	21	83	15	10	0	10	200	

FG % 1st Half: 15-34 44.1% 2nd half: 11-32 34.4% Game: 26-66 39.4%
3FG % 1st Half: 7-18 38.9% 2nd half: 4-13 30.8% Game: 11-31 35.5%
FT % 1st Half: 9-12 75.0% 2nd half: 11-15 73.3% Game: 20-27 74.1%

Deadball
Rebounds
5

Drake 78 • 0-1

#	Player	Total		3-Ptr		Rebounds			PF	TP	A TO Blk Stl					Min
		FG-FGA	FG-FGA	FT-FTA	Off Def Tot	PF	TP	A TO Blk Stl								
03	Wendell, Lizzy	f	10-23	4-10	1-2	0	5	5	3	25	4	2	0	2	30	
11	Heap, Liza		2-3	0-0	0-0	0	4	4	2	4	1	2	0	0	27	
35	Jonas, Becca	f	4-6	1-1	1-3	1	1	2	4	10	1	1	0	0	21	
04	Clark, Kyndal	g	5-12	3-9	4-4	1	3	4	2	17	2	4	0	0	37	
22	Ingle, Caitlin	g	4-6	0-1	3-6	0	4	4	3	11	6	3	0	3	33	
01	Grenfell, Carly		0-2	0-1	2-2	1	0	1	0	2	0	1	0	0	15	
05	Donahue, Emma		0-0	0-0	0-0	0	0	0	1	0	0	0	0	1	5	
20	Dean, Maddy		3-8	2-6	0-0	1	5	6	2	8	0	0	0	1	18	
34	Rush, Cortni		0-1	0-0	0-0	2	1	3	1	0	0	0	0	0	10	
51	Lutes, Cara		0-0	0-0	1-2	1	1	2	2	1	0	0	0	0	4	
Team						1	3	4								
Totals			28-61	10-28	12-19	8	27	35	20	78	14	13	1	6	200	

FG % 1st Half: 15-31 48.4% 2nd half: 13-30 43.3% Game: 28-61 45.9%
3FG % 1st Half: 6-15 40.0% 2nd half: 4-13 30.8% Game: 10-28 35.7%
FT % 1st Half: 1-3 33.3% 2nd half: 11-16 68.8% Game: 12-19 63.2%

Deadball
Rebounds
2

Officials: Scott Doberstein, Dave Rittman, Darla Brendemuehl
Technical fouls: South Dakota-None. Drake-None.
Attendance: 2848
Fouled out: SD: #30 McCloud @ 1:52 (2)

Score by periods	1st	2nd	Total
South Dakota	46	37	83
Drake	37	41	78

Points	In	Off	2nd	Fast	Bench
USD	24	14	19	4	41
DU	30	6	3	8	11

Last FG - USD 2nd-00:19, DU 2nd-01:17.
Largest lead - USD by 12 2nd-19:38, DU by 11 1st-14:13.
USD led for 24:11. DU led for 15:19. Game was tied for 00:22.

Score tied - 2 times.
Lead changed - 9 times.

Official Basketball Box Score -- Game Totals -- Final Statistics

Drake vs SIUE
11/20/14 7 pm at Edwardsville, Ill./Vadalabene Center

Drake 60 • 0-3

#	Player	Total		3-Ptr		Rebounds			PF	TP	A TO Blk Stl					Min
		FG-FGA	FG-FGA	FT-FTA	Off Def Tot	PF	TP	A TO Blk Stl								
03	Wendell, Lizzy	*	9-15	1-4	1-3	0	5	5	5	20	2	3	0	2	32	
11	Heap, Liza	*	1-3	1-3	1-2	4	3	7	4	4	1	2	0	1	22	
22	Ingle, Caitlin	*	6-13	0-3	0-2	0	3	3	2	12	6	7	0	3	36	
34	Rush, Cortni	*	1-5	0-3	0-0	2	3	5	3	2	1	0	0	0	26	
35	Jonas, Becca	*	3-10	1-2	2-4	1	6	7	3	9	0	0	0	0	24	
01	Grenfell, Carly		2-6	1-5	0-0	1	1	2	1	5	1	0	0	0	18	
05	Donahue, Emma		0-1	0-0	1-3	0	0	0	3	1	0	1	0	1	5	
15	Greiner, Paige		1-5	1-3	0-0	2	0	2	2	3	0	0	0	0	9	
20	Dean, Maddy		1-8	1-6	1-2	1	1	2	3	4	0	2	0	2	20	
51	Lutes, Cara		0-0	0-0	0-0	0	5	5	0	0	0	0	0	0	8	
Team						1	0	1								
Totals			24-66	6-29	6-16	12	27	39	26	60	11	15	0	9	200	

FG % 1st Half: 8-31 25.8% 2nd half: 16-35 45.7% Game: 24-66 36.4%
3FG % 1st Half: 3-14 21.4% 2nd half: 3-15 20.0% Game: 6-29 20.7%
FT % 1st Half: 4-9 44.4% 2nd half: 2-7 28.6% Game: 6-16 37.5%

Deadball
Rebounds
1,1

SIUE 74 • 1-2

#	Player	Total		3-Ptr		Rebounds			PF	TP	A TO Blk Stl					Min
		FG-FGA	FG-FGA	FT-FTA	Off Def Tot	PF	TP	A TO Blk Stl								
00	BUTTS, Shrona	*	3-9	0-1	2-6	1	7	8	3	8	2	2	0	2	23	
11	JONES, Micah	*	6-15	0-0	0-1	4	7	11	3	12	2	3	1	0	34	
4	AUSTIN, Tierny	*	4-8	1-3	5-10	2	6	8	3	14	5	3	1	1	36	
23	SMITH, Sidney	*	5-12	3-10	0-0	0	2	2	3	13	1	0	0	1	26	
04	ADAMS, Gwen	*	6-8	0-0	5-6	3	6	9	1	17	2	3	0	0	30	
01	MOORE, CoCo		0-1	0-0	7-13	1	1	2	3	7	3	1	0	3	18	
13	KELLEY, Erin		1-2	1-2	0-1	0	0	0	0	3	0	1	0	0	11	
20	CHAPPELLE, Alexis		0-1	0-0	0-0	0	3	3	0	0	0	0	0	0	8	
42	DECKER, Allyssa		0-1	0-1	0-0	0	1	1	0	0	0	0	0	0	0+	
55	WARFORD, Raven		0-0	0-0	0-0	0	1	1	3	0	0	1	2	0	14	
Team						3	5	8								
Totals			25-57	5-17	19-37	14	39	53	19	74	15	15	4	7	200	

FG % 1st Half: 15-31 48.4% 2nd half: 10-26 38.5% Game: 25-57 43.9%
3FG % 1st Half: 3-11 27.3% 2nd half: 2-6 33.3% Game: 5-17 29.4%
FT % 1st Half: 6-9 66.7% 2nd half: 13-28 46.4% Game: 19-37 51.4%

Deadball
Rebounds
8

Officials: Charlie Hust, Missy Brooks, Jeff Cross
Technical fouls: Drake-None. SIUE-None.
Attendance: 711

Score by periods	1st	2nd	Total
Drake	23	37	60
SIUE	39	35	74

Points	In	Off	2nd	Fast	Bench
DU	28	12	5	10	13
SIUE	32	16	6	2	10

Last FG - DU 2nd-01:06, SIUE 2nd-03:19.
Largest lead - DU None, SIUE by 20 2nd-08:04.
DU led for 00:00. SIUE led for 39:12. Game was tied for 00:33.

Score tied - 0 times.
Lead changed - 0 times.

Official Basketball Box Score -- Game Totals -- Final Statistics

Drake vs Iowa State
11-18-14 7:04 p.m. at Hilton Coliseum - Ames, Iowa

Drake 67 • 0-2

#	Player	Total		3-Ptr		Rebounds			PF	TP	A TO Blk Stl					Min
		FG-FGA	FG-FGA	FT-FTA	Off Def Tot	PF	TP	A TO Blk Stl								
03	Wendell, Lizzy	*	4-14	0-5	7-8	3	3	6	3	15	2	4	2	1	30	
11	Heap, Liza		0-2	0-2	0-0	0	3	3	0	0	1	0	1	0	23	
22	Ingle, Caitlin		6-17	2-7	3-7	0	4	4	3	17	2	2	1	3	31	
34	Rush, Cortni		2-4	0-2	0-1	2	3	5	2	4	1	0	0	2	29	
35	Jonas, Becca	*	5-10	0-3	3-7	2	5	7	2	13	2	4	0	2	26	
01	Grenfell, Carly		0-2	0-1	0-0	0	1	1	5	0	1	0	0	2	11	
05	Donahue, Emma		0-1	0-0	0-0	0	0	0	0	0	0	0	0	0	3	
15	Greiner, Paige		2-2	1-1	0-0	0	1	1	1	5	1	2	0	0	13	
20	Dean, Maddy		4-14	2-7	3-3	3	4	7	1	13	1	1	0	1	27	
23	Mueller, Bry		0-0	0-0	0-0	0	0	0	0	0	0	0	0	0	1	
51	Lutes, Cara		0-3	0-1	0-2	3	1	4	1	0	0	0	0	0	6	
Team						3	2	5	1							
Totals			23-69	5-29	16-28	16	27	43	22	67	10	15	3	12	200	

FG % 1st Half: 7-34 20.6% 2nd half: 16-35 45.7% Game: 23-69 33.3%
3FG % 1st Half: 2-18 11.1% 2nd half: 3-11 27.3% Game: 5-29 17.2%
FT % 1st Half: 5-14 35.7% 2nd half: 11-14 78.6% Game: 16-28 57.1%

Deadball
Rebounds
5,1

Iowa State 84 • 2-0

#	Player	Total		3-Ptr		Rebounds			PF	TP	A TO Blk Stl					Min
		FG-FGA	FG-FGA	FT-FTA	Off	Def	Tot	A			TO	Blk	Stl			
04	Moody, Nikki	5-13	5-9	3-4	0	8	8	3	18	12	4	0	2	37		
11	Buckley, Jadda	5-11	2-8	1-2	2	2	4	1	13	6	3	0	1	31		
12	Johnson, Seanna	3-6	0-0	3-5	3	9	12	9	2	5	1	1	37			
22	Williamson, Brynn	5-11	4-10	0-0	1	6	7	4	14	2	3	2	1	27		
04	Fernstrom, Bryanna	2-4	0-0	0-0	0	0	0	3	4	0	2	1	1	19		
02	Bell, Nakiah	0-2	0-2	0-0	0	0	0	0	0	0	0	0	0	3		
13	Durr, Emily	5-10	1-6	3-4	1	5	6	1	14	2	0	0	1	22		
05	Blaskowsky, Nicole	3-5	2-4	0-0	1	1	2	4	8	1	2	0	0	12		
30	Ricketts, Claire	2-2	0-0	0-0	0	2	2	3	4	0	1	1	0	9		
32	Ellis, Fallon	0-1	0-0	0-0	0	0	0	1	0	0	0	0	0	2		
34	Baier, Madison	0-0	0-0	0-0	0	0	0	0	0	0	0	1	0	1		
	Team				3	3	6									

2014-15 DRAKE BOX SCORES

Official Basketball Box Score -- Game Totals -- Final Statistics Drake vs UTSA 11-28-14 2:30 p.m. at Convocation Center (San Antonio, Texas)

Drake 69 • 2-3

#	Player	Total		3-Ptr		Rebounds			PF	TP	A	TO	Blk	Stl	Min
		FG-FGA	FT-FTA	FG-FGA	FT-FTA	Off	Def	Tot							
03	Wendell, Lizzy	f	8-14	2-4	9-11	1	3	4	1	27	2	6	0	2	36
11	Heap, Liza	f	0-0	0-0	0-2	2	3	5	4	0	0	3	0	1	25
35	Jonas, Becca	c	5-9	0-1	1-2	0	5	5	5	11	1	1	0	1	29
22	Ingle, Caitlin	g	4-11	0-0	0-0	2	3	5	5	8	7	4	0	0	32
34	Rush, Cortni	g	2-4	0-2	0-0	1	3	4	0	4	1	1	0	0	20
01	Grenfell, Carly		1-1	0-0	2-2	0	4	4	3	4	1	0	0	0	20
05	Donahue, Emma		0-1	0-0	0-0	1	0	1	1	0	0	0	0	0	5
15	Greiner, Paige		0-1	0-1	2-2	0	0	0	0	2	0	2	0	0	8
20	Dean, Maddy		5-13	1-5	2-3	0	7	7	2	13	2	3	0	1	25
Team						1	4	5							
Totals			25-54	3-13	16-22	8	32	40	21	69	14	20	0	5	200
FG % 1st Half: 15-31		48.4%	2nd half: 10-23		43.5%	Game: 25-54		46.3%							
3FG % 1st Half: 2-9		22.2%	2nd half: 1-4		25.0%	Game: 3-13		23.1%							
FT % 1st Half: 3-5		60.0%	2nd half: 13-17		76.5%	Game: 16-22		72.7%							

UTSA 61 • 2-2

#	Player	Total		3-Ptr		Rebounds			PF	TP	A	TO	Blk	Stl	Min
		FG-FGA	FT-FTA	FG-FGA	FT-FTA	Off	Def	Tot							
21	ELONU, Akunna	f	3-4	0-0	3-6	4	3	7	1	9	2	0	0	1	22
33	BELL, Mannasha	f	5-6	0-0	6-8	5	4	9	4	16	0	2	0	3	32
10	KING, Kamra	g	4-18	1-10	6-10	3	3	6	5	15	4	3	1	5	38
12	MITCHELL-COLE, Niaga	g	0-2	0-1	3-4	1	3	4	1	3	1	2	1	0	23
24	SPALETTA, Ashley	g	3-14	1-9	0-0	1	4	5	5	7	4	2	1	4	35
04	CHIDOMERE, Crystal		0-0	0-0	0-0	0	0	0	0	0	1	0	0	0	1
05	HEARD, Alana		1-3	0-0	0-0	1	1	2	2	2	0	4	2	2	13
30	SMITH, Tesha		0-2	0-0	0-0	0	0	0	1	0	2	1	0	0	15
31	HEINEMAN, Carlie		3-14	3-14	0-0	1	0	1	0	9	0	0	0	0	21
Team						1	4	5							
Totals			19-63	5-34	18-28	17	22	39	19	61	11	16	6	15	200
FG % 1st Half: 10-32		31.3%	2nd half: 9-31		29.0%	Game: 19-63		30.2%							
3FG % 1st Half: 4-19		21.1%	2nd half: 1-15		6.7%	Game: 5-34		14.7%							
FT % 1st Half: 5-10		50.0%	2nd half: 13-18		72.2%	Game: 18-28		64.3%							

Officials: Jody Taylor, Ivory Bickham, Nikki Ulery
Technical fouls: Drake-None. UTSA-None.
Attendance: 600

Score by periods	1st	2nd	Total
Drake	35	34	69
UTSA	29	32	61

Last FG - DU 2nd-04:32, UTSA 2nd-02:30.
Largest lead - DU by 11 1st-08:35, UTSA by 3 1st-18:17.
DU led for 34:28. UTSA led for 05:21. Game was tied for 00:05.

Points	In	Off	2nd	Fast	Bench
DU	36	16	6	2	19
UTSA	26	15	11	4	11

Score tied - 0 times.
Lead changed - 2 times.

Official Basketball Box Score -- Game Totals -- Final Statistics Drake vs Fordham 11-30-14 2:30 p.m. at San Antonio, Texas (Convocation Center)

Drake 62 • 3-3

#	Player	Total		3-Ptr		Rebounds			PF	TP	A	TO	Blk	Stl	Min
		FG-FGA	FT-FTA	FG-FGA	FT-FTA	Off	Def	Tot							
03	Wendell, Lizzy	r	4-15	2-5	4-7	1	4	5	1	14	1	2	0	2	34
11	Heap, Liza	r	1-4	1-4	0-0	2	3	5	3	3	1	1	1	1	33
35	Jonas, Becca	c	3-9	1-3	6-8	2	8	10	3	13	2	1	0	0	33
22	Ingle, Caitlin	g	5-14	0-2	3-7	1	7	8	1	13	2	3	0	5	33
34	Rush, Cortni	g	1-3	0-2	0-0	3	1	4	1	2	2	1	1	2	18
01	Grenfell, Carly		2-3	1-2	1-2	1	1	2	2	6	1	1	0	2	22
05	Donahue, Emma		1-1	0-0	0-0	0	0	0	0	2	0	0	0	0	5
15	Greiner, Paige		2-2	1-1	0-0	0	0	0	0	5	0	2	0	0	7
20	Dean, Maddy		2-6	0-4	0-2	0	4	4	3	4	1	2	0	0	15
Team						1	4	5							
Totals			21-57	6-23	14-26	11	32	43	14	62	10	13	2	12	200
FG % 1st Half: 11-30		36.7%	2nd half: 10-27		37.0%	Game: 21-57		36.8%							
3FG % 1st Half: 3-12		25.0%	2nd half: 3-11		27.3%	Game: 6-23		26.1%							
FT % 1st Half: 3-7		42.9%	2nd half: 11-19		57.9%	Game: 14-26		53.8%							

Fordham 56 • 4-3

#	Player	Total		3-Ptr		Rebounds			PF	TP	A	TO	Blk	Stl	Min
		FG-FGA	FT-FTA	FG-FGA	FT-FTA	Off	Def	Tot							
11	TAPIO, Emily	f	5-13	0-0	0-0	3	4	7	4	10	4	3	1	0	39
22	BURNS, Danielle	f	2-6	0-1	0-0	3	0	3	0	4	0	0	0	0	16
24	CLARK, Samantha	c	5-9	0-3	0-1	2	6	8	5	10	6	1	0	0	33
04	DURANT, Taryn	g	0-1	0-0	0-0	1	1	2	1	0	0	3	0	0	17
13	RUFFIN, Tiffany	g	3-7	0-0	4-5	3	5	8	3	10	3	4	0	1	35
03	GJERKES, Alina		1-8	1-5	0-0	0	5	5	1	3	2	0	0	1	13
05	DAVIS, G'mrice		1-4	0-0	0-0	1	0	1	3	2	0	0	0	0	8
10	FOMINA, Asnate		0-3	0-1	0-0	0	0	0	0	0	0	1	0	0	7
14	PADOVANO, Danielle		0-3	0-3	0-0	0	0	0	1	0	0	2	0	0	4
25	MISSRY, Hannah		6-17	5-15	0-0	1	4	5	1	17	0	1	0	0	28
Team						0	5	5							
Totals			23-71	6-28	4-6	14	30	44	19	56	15	15	1	2	200
FG % 1st Half: 12-36		33.3%	2nd half: 11-35		31.4%	Game: 23-71		32.4%							
3FG % 1st Half: 3-15		20.0%	2nd half: 3-13		23.1%	Game: 6-28		21.4%							
FT % 1st Half: 2-2		100.0%	2nd half: 2-4		50.0%	Game: 4-6		66.7%							

Officials: Bobby Jarmon, Laurie Porter, Chris Saucedo
Technical fouls: Drake-None. Fordham-None.
Attendance:
UTSA Thanksgiving Classic (Game 3)

Score by periods	1st	2nd	Total
Drake	28	34	62
Fordham	29	27	56

Last FG - DU 2nd-01:27, FOR 2nd-00:13.
Largest lead - DU by 9 2nd-01:08, FOR by 3 1st-13:13.
DU led for 23:01. FOR led for 11:59. Game was tied for 04:32.

Points	In	Off	2nd	Fast	Bench
DU	22	17	10	2	17
FOR	30	10	8	2	22

Score tied - 7 times.
Lead changed - 14 times.

Official Basketball Box Score -- Game Totals -- Final Statistics Colorado State vs Drake 12-03-14 7:05 p.m. at Knapp Center (Des Moines, Iowa)

Colorado State 69 • 4-2

		Total	3-Ptr		Rebounds			PF	TP	A	TO	Blk	Stl	Min	
#	Player	FG-FGA	FG-FGA	FT-FTA	Off	Def	Tot								
04	HESSELDAL, Emilie	f	2-5	0-1	0-0	5	7	12	3	4	1	1	1	0	23
22	GUSTAVSSON, Elin	f	2-5	1-2	0-0	0	1	1	2	5	2	2	0	0	21
11	RYDER, Gritt	g	0-4	0-3	3-4	0	4	4	3	3	5	1	0	2	40
13	NYSTROM, Ellen	g	6-14	0-0	6-7	1	7	8	2	18	6	3	0	0	30
14	PATRICK, Jamie	g	7-16	2-9	1-3	0	5	5	0	17	1	0	1	2	29
01	WELLS, Victoria		1-4	0-1	0-1	3	4	7	1	2	3	3	1	3	23
03	WHARRY, Keyora		1-2	0-0	0-2	0	1	1	1	2	0	0	0	1	8
05	MESTDAGH, Hanne		6-10	6-10	0-0	0	2	2	1	18	0	0	1	0	26
Team						1	3	4							
Totals			25-60	9-26	10-17	10	34	44	13	69	18	10	6	6	200
FG % 1st Half: 14-29		48.3%	2nd half: 11-31		35.5%	Game: 25-60		41.7%	Deadball						
3FG % 1st Half: 8-16		50.0%	2nd half: 1-10		10.0%	Game: 9-26		34.6%	Rebound						
FT % 1st Half: 2-5		40.0%	2nd half: 8-12		66.7%	Game: 10-17		58.8%	3,1						

2014-15 DRAKE BOX SCORES

Official Basketball Box Score -- Game Totals -- Final Statistics Drake vs Creighton 12-14-14 2:05 pm at D.J. Sokola Arena (Omaha, Neb.)

Drake 71 • 4-5

#	Player	Total		3-Ptr	Rebounds			PF	TP	A	TO	Blk	Stl	Min
		FG-FGA	FG-FGA		Off	Def	Tot							
03	Wendell, Lizzy	* 9-19	1-5	2-3	0	2	2	2	21	2	0	1	2	34
11	Heap, Liza	* 1-1	1-1	1-2	0	2	2	2	4	1	2	0	2	24
22	Ingle, Caitlin	* 5-11	0-1	5-7	0	3	3	2	15	5	6	0	2	34
34	Rush, Cortni	* 0-2	0-1	0-0	0	4	4	3	0	4	0	1	0	21
35	Jonas, Becca	* 4-12	1-2	3-3	1	6	7	3	12	1	2	0	0	16
01	Grenfell, Carly	2-4	1-2	0-0	1	0	1	3	5	0	0	0	1	20
05	Donahue, Emma	0-0	0-0	0-0	0	0	0	0	0	0	0	0	0	1
15	Greiner, Paige	0-0	0-0	2-2	0	1	1	1	2	2	1	0	0	12
20	Dean, Maddy	3-11	1-5	3-3	2	8	10	0	10	2	1	1	0	25
51	Lutes, Cara	1-2	0-0	0-0	1	0	1	1	2	1	1	1	0	13
Team					1	0	1							
Totals		25-62	5-17	16-20	6	26	32	17	71	18	13	4	7	200

FG % 1st Half: 14-29 48.3% 2nd half: 11-33 33.3% Game: 25-62 40.3%
3FG % 1st Half: 4-9 44.4% 2nd half: 1-8 12.5% Game: 5-17 29.4%
FT % 1st Half: 5-7 71.4% 2nd half: 11-13 84.6% Game: 16-20 80.0%

Creighton 93 • 5-5

#	Player	Total		3-Ptr	Rebounds			PF	TP	A	TO	Blk	Stl	Min
		FG-FGA	FG-FGA		Off	Def	Tot							
03	MCGRORY, MC	* 1-5	1-3	4-4	2	5	7	2	7	1	2	0	1	26
11	NORBY, Bailey	* 0-2	0-0	0-0	0	2	2	1	0	1	1	1	0	11
23	LAMBERTY, Sydney	* 7-15	3-6	0-0	1	4	5	1	17	5	1	1	1	30
23	JANNING, Marissa	* 12-19	4-6	2-3	0	5	5	4	30	7	4	0	2	34
45	AKIN-OTIKO, Alexis	* 6-10	0-2	3-5	1	6	7	0	15	1	0	2	1	26
01	OWENS, Jade	1-2	0-1	1-2	2	2	4	2	3	2	1	0	2	14
02	MELLMAN, Myah	0-1	0-1	0-0	1	0	1	1	0	0	0	0	0	4
12	WORKS, Lauren	1-4	1-4	0-0	1	1	2	2	3	5	0	0	0	17
20	LEYTEM, Tessa	2-2	2-2	0-0	0	0	0	0	6	0	0	0	0	8
22	JOHNSON, Taylor	1-4	1-2	0-0	1	3	4	1	3	1	0	0	0	11
33	BROWN, Kylie	0-1	0-0	0-0	0	2	2	1	0	0	0	0	0	7
50	ROLLERSON, Brianna	4-5	0-0	1-1	2	4	6	3	9	0	0	1	0	12
Team					0	0	0							
Totals		35-70	12-27	11-15	11	34	45	18	93	23	10	5	7	200

FG % 1st Half: 18-36 50.0% 2nd half: 17-34 50.0% Game: 35-70 50.0%
3FG % 1st Half: 7-17 41.2% 2nd half: 5-10 50.0% Game: 12-27 44.4%
FT % 1st Half: 5-5 100.0 2nd half: 6-10 60.0% Game: 11-15 73.3%

Officials: Daryl Humphrey, Barbara Smith, Ed Sidlasky
Technical fouls: Drake-None. Creighton-None.
Attendance: 834

Score by periods				1st	2nd	Total				
Drake				37	34	71				
Creighton				48	45	93				

Last FG - DU 2nd-01:43, CU 2nd-01:52.
Largest lead - DU by 2 1st-17:06, CU by 25 2nd-01:52.
DU led for 03:00. CU led for 34:06. Game was tied for 02:46.

Score tied - 4 times.
Lead changed - 12 times.

Official Basketball Box Score -- Game Totals -- Final Statistics Northwestern College vs Drake 12-18-14 11:05 a.m. at Knapp Center (Des Moines, Iowa)

Northwestern College 58 • 7-6

#	Player	Total		3-Ptr	Rebounds			PF	TP	A	TO	Blk	Stl	Min
		FG-FGA	FG-FGA		Off	Def	Tot							
41	Gesell, Arianne	r 3-4	0-0	1-2	1	3	4	3	7	0	1	0	1	25
10	O'Neal, Paige	g 3-10	0-0	0-0	1	4	5	3	6	5	3	0	0	30
14	Ettleman, Karen	g 2-4	0-0	0-0	0	1	1	0	4	0	1	0	0	6
15	Maneman, Renee	g 0-3	0-1	0-0	0	2	2	0	0	1	5	0	1	24
20	VanDerSloot, Morgan	g 3-7	3-4	2-2	0	2	2	1	11	0	2	1	2	19
12	Vander Maten, Whitne	3-6	0-3	2-2	1	0	1	1	8	4	2	0	0	20
21	Kuiper, Katy	4-8	3-5	0-0	0	1	1	0	11	1	0	1	0	20
22	Danner, Paige	1-5	0-2	0-0	1	0	1	1	2	1	0	0	0	10
23	Reed, Shelby	0-2	0-1	0-0	0	1	1	0	0	0	1	0	0	19
25	Boger, Jensen	0-0	0-0	0-0	0	0	0	0	0	0	0	0	0	5
34	Struve, Rachel	0-0	0-0	0-0	0	0	0	0	0	0	0	0	0	5
40	Larsen, Claudia	3-3	0-0	3-4	0	0	0	1	9	1	3	0	1	17
Team					1	0	1							
Totals		22-52	6-16	8-10	5	14	19	10	58	13	18	2	5	200

FG % 1st Half: 10-25 40.0% 2nd half: 12-27 44.4% Game: 22-52 42.3%
3FG % 1st Half: 2-5 40.0% 2nd half: 4-11 36.4% Game: 6-16 37.5%
FT % 1st Half: 1-2 50.0% 2nd half: 7-8 87.5% Game: 8-10 80.0%

Drake 102 • 5-5

#	Player	Total		3-Ptr	Rebounds			PF	TP	A	TO	Blk	Stl	Min
		FG-FGA	FG-FGA		Off	Def	Tot							
11	Heap, Liza	r 3-3	1-1	0-0	1	3	4	1	7	3	0	0	2	19
35	Jonas, Becca	c 9-12	0-0	0-0	3	4	7	1	18	2	1	1	3	23
03	Wendell, Lizzy	g 9-15	2-5	0-2	1	4	5	1	20	6	1	0	0	24
22	Ingle, Caitlin	g 2-5	0-1	0-0	0	4	4	0	4	7	2	1	5	25
34	Rush, Cortni	g 4-7	3-5	4-5	1	1	2	1	15	3	1	0	1	25
01	Grenfell, Carly	5-6	2-2	0-0	1	1	2	1	12	3	0	0	3	19
05	Donahue, Emma	2-2	0-0	0-0	0	1	1	0	4	1	2	0	0	12
15	Greiner, Paige	1-3	1-2	0-0	0	1	1	1	3	0	0	0	0	17
20	Dean, Maddy	5-12	0-4	4-4	2	3	5	5	14	4	0	1	0	20
23	Mueller, Bry	1-2	1-2	0-0	0	0	0	0	3	0	0	1	0	7
51	Lutes, Cara	1-2	0-1	0-0	1	2	3	3	2	2	1	0	0	9
Team					3	3	6							
Totals		42-69	10-23	8-11	13	27	40	14	102	31	10	4	14	200

FG % 1st Half: 22-41 53.7% 2nd half: 20-28 71.4% Game: 42-69 60.9%
3FG % 1st Half: 4-13 30.8% 2nd half: 6-10 60.0% Game: 10-23 43.5%
FT % 1st Half: 4-7 57.1% 2nd half: 4-4 100.0 Game: 8-11 72.7%

Officials: Tim Daley, Missy Brooks, Mary Toberman
Technical fouls: Northwestern College-TEAM. Drake-None.
Attendance: 4734
Fouled out: DU - Dean 9:05

Score by periods				1st	2nd	Total				
Northwestern College				23	35	58				
Drake				52	50	102				

Last FG - NWC 2nd-00:25, DU 2nd-01:20.
Largest lead - NWC by 2 1st-19:42, DU by 46 2nd-01:20.
NWC led for 01:13. DU led for 38:06. Game was tied for 00:41.

Score tied - 1 time.
Lead changed - 1 time.

Official Basketball Box Score -- Game Totals -- Final Statistics Iowa vs Drake 12-21-14 2:05 p.m. at Knapp Center (Des Moines, Iowa)

Iowa 100 • 9-2

#	Player	Total		3-Ptr	Rebounds			PF	TP	A	TO	Blk	Stl	Min
		FG-FGA	FG-FGA		Off	Def	Tot							
51	Doolittle, Bethany	c 6-11	0-0	3-7	1	2	3	4	15	4	1	1	1	32
02	Westerhoft, Ally	g 6-11	1-3	5-8	0	3	3	0	18	1	1	1	1	35
15	Jennings, Whitney	g 5-8	1-1	5-7	1	1	2	4	16	4	1	0	1	24
21	Dixon, Melissa	g 10-14	10-14	1-2	0	4	4	1	31	2	0	0	0	36
22	Logic, Samantha	g 7-13	1-3	3-3	3	8	11	2	18	8	6	0	2	38
01	Kastanek, Alexa	0-4	0-1	0-0	0	1	1	1	0	0	0	0	1	12
03	Till, Claire	0-1	0-0	0-0	0	1	1	2	0	0	0	0	0	7
23	Buttenham, Christina	0-0	0-0	0-0	0	0	0	1	0	0	0	0	0	2
25	Peschel, Kali	1-2	0-0	0-0	2	0	2	1	2	0	2	0	1	14
Team					3	2	5							
Totals		35-64	13-22	17-27	10	22	32	16	100	19	11	2	7	200

FG % 1st Half: 17-34 50.0% 2nd half: 18-30 60.0% Game: 35-64 54.7%
3FG % 1st Half: 8-15 53.3% 2nd half: 5-7 71.4% Game: 13-22 59.1%
FT % 1st Half: 1-4 25.0% 2nd half: 16-23 69.6% Game: 17-27 63.0%

Drake 98 • 5-6

#	Player		Total		3-Ptr	Rebounds			PF	TP	A	TO	Blk	Stl	Min
			FG-FGA	FG-FGA	FT-FTA	Off	Def	Tot							
03	Wendell, Lizzy	f	15-24	7-11	6-6	2	2	4	2	43	0	3	0	0	33
11	Heap, Liza	f	1-4	0-3	0-1	5	4	9	4	2	3	0	0	4	36
35	Jonas, Becca	c	7-9	1-2	4-4	5	8	13	4	19	3	2	1	0	30
22	Ingle, Caitlin	g	8-22	0-4	1-3	0	4	4	4	17	10	2	0	2	38
34	Rush, Cortni	g	0-0	0-0	0-0	0	1	1	2	0	2	1	0	1	12
01	Grenfell, Carly		2-3	2-3	2-2	0	1	1	0	8	0	3	0	0	22
15	Greiner, Paige		0-2	0-2	0-0	0	2	2	4	0	1	1	0	0	7
20	Dean, Maddy		3-7	3-7	0-0	0	4	4	2	9	0	0	0	0	22
	Team					3	1	4							
	Totals		36-71	13-32	13-16	15	27	42	22	98	19	12	1	7	200
	FG % 1st Half:	18-33	54.5%	2nd half:	18-38	47.4%	Game:	36-71	50.7%						Deadball
	3FG % 1st Half:	8-16	50.0%	2nd half:	5-16	31.3%	Game:	13-32	40.6%						Rebounds
	FT % 1st Half:	4-4	100.0%	2nd half:	9-12	75.0%	Game:	13-16	81.3%						0

2014-15 DRAKE BOX SCORES

Official Basketball Box Score -- Game Totals -- Final Statistics Drake vs Bradley 01-04-15 2:05 p.m. at Peoria, Ill. (Renaissance Coliseum)

Drake 80 • 7-6, 2-0 MVC

#	Player	Total		3-Ptr		Rebounds			PF	TP	A	TO	Bk	Stl	Min
		FG	FGA	FG	FGA	Off	Def	Tot							
03	Wendell, Lizzy	f	10-17	1-2	2-2	1	5	6	1	23	2	3	1	1	28
11	Heap, Liza	f	0-2	0-1	0-0	4	2	6	3	0	1	2	0	0	21
35	Jonas, Becca	c	5-10	0-0	3-4	7	5	12	3	13	3	0	4	0	22
20	Dean, Maddy	g	5-12	0-6	3-4	0	6	6	2	13	4	1	1	2	31
22	Ingle, Caitlin	g	5-12	1-2	0-0	1	5	6	0	11	15	2	1	1	30
01	Grenfell, Carly		5-10	2-4	0-0	1	0	1	1	12	2	1	0	0	26
05	Donahue, Emma		1-2	0-0	1-2	1	0	1	1	3	0	0	2	0	10
15	Greiner, Paige		1-3	1-3	0-0	0	1	1	0	3	2	1	0	1	21
23	Mueller, Bry		0-0	0-0	0-0	0	1	1	0	0	0	1	0	0	3
51	Lutes, Cara		1-1	0-0	0-0	0	2	2	3	2	0	3	0	1	8
Team						3	4	7							
Totals			33-69	5-18	9-12	18	31	49	14	80	29	14	9	6	200

FG % 1st Half: 19-37 51.4% 2nd half: 14-32 43.8% Game: 33-69 47.8%
3FG % 1st Half: 4-14 28.6% 2nd half: 1-4 25.0% Game: 5-18 27.8%
FT % 1st Half: 3-4 75.0% 2nd half: 6-8 75.0% Game: 9-12 75.0%

Deadball
Rebounds
2

Bradley 47 • 1-12, 0-2 MVC

#	Player	Total		3-Ptr		Rebounds			PF	TP	A	TO	Bk	Stl	Min
		FG	FGA	FG	FGA	Off	Def	Tot							
11	Sims, Tamya	f	2-3	0-0	0-0	0	3	3	1	4	0	0	3	1	22
30	Tinjum, Whitney	f	6-20	2-5	6-6	5	3	8	2	20	0	4	0	0	30
00	Brewer, Danielle	g	1-7	0-4	0-0	2	0	2	1	2	1	0	0	1	23
32	Dellamuth, Madison	g	2-8	0-4	0-0	0	1	1	2	4	4	6	0	1	38
33	Schlueter, Anneke	g	0-4	0-3	2-2	0	3	3	0	2	1	0	1	0	23
01	Young, Michelle		2-11	0-2	0-0	3	2	5	2	4	2	1	1	0	21
20	Burrell, Shareece		1-5	1-2	0-0	2	1	3	0	3	1	2	0	0	13
21	Van Cleave, Haley		0-2	0-1	4-4	1	1	2	1	4	0	0	0	0	9
23	Lerma, Leti		2-7	0-2	0-0	3	4	7	2	4	0	2	1	2	19
24	Kendall, Sameia		0-1	0-0	0-0	1	0	1	0	0	0	1	0	0	2
Team						4	1	5							
Totals			16-68	3-23	12-12	21	19	40	11	47	9	16	6	5	200

FG % 1st Half: 9-36 25.0% 2nd half: 7-32 21.9% Game: 16-68 23.5%
3FG % 1st Half: 2-12 16.7% 2nd half: 1-11 9.1% Game: 3-23 13.0%
FT % 1st Half: 4-4 100.0 2nd half: 8-8 100.0 Game: 12-12 100.0

Deadball
Rebounds
0

Officials: Missy Brooks, Becky Blank, Steve Matuszewski
Technical fouls: Drake-None. Bradley-None.
Attendance: 558

Score by periods	1st	2nd	Total
Drake	45	35	80
Bradley	24	23	47

Official Basketball Box Score -- Game Totals -- Final Statistics Illinois State vs Drake 01-09-15 7:05 p.m. at Knapp Center (Des Moines, Iowa)

Illinois State 51 • 0-13, 0-2 MVC

#	Player	Total		3-Ptr		Rebounds			PF	TP	A	TO	Bk	Stl	Min
		FG	FGA	FG	FGA	Off	Def	Tot							
03	CRUMP, Octavia	f	3-5	0-0	6-6	1	4	5	4	12	0	0	1	1	15
01	SMITH, Colleen	g	0-4	0-0	0-0	1	7	8	1	0	1	3	1	1	24
11	HALL, Stekara	g	2-8	0-0	0-0	1	0	1	2	4	0	1	0	1	18
23	SIMS, Mary	g	4-11	3-7	0-0	0	2	2	0	11	1	3	0	2	27
24	WINGE, Katy	g	1-9	1-5	1-2	0	0	0	1	4	2	2	0	1	31
21	BESS, Zenobia		1-5	0-0	0-0	3	2	5	3	2	1	3	0	1	18
31	TOLAR, Kelli		1-7	1-5	0-0	1	1	2	1	3	1	0	0	0	13
32	STEWART, Taylor		4-10	1-3	2-3	0	1	1	2	11	2	2	0	1	28
45	FREEMAN, Mackenzie		0-3	0-2	4-4	3	3	6	2	4	0	1	1	0	26
Team						1	0	1							
Totals			16-62	6-22	13-15	11	20	31	16	51	8	15	3	8	200

FG % 1st Half: 9-36 25.0% 2nd half: 7-26 26.9% Game: 16-62 25.8%
3FG % 1st Half: 3-12 25.0% 2nd half: 3-10 30.0% Game: 6-22 27.3%
FT % 1st Half: 2-2 100.0 2nd half: 11-13 84.6% Game: 13-15 86.7%

Deadball
Rebounds
0

Drake 86 • 8-6, 3-0 MVC

#	Player	Total		3-Ptr		Rebounds			PF	TP	A	TO	Bk	Stl	Min
		FG	FGA	FG	FGA	Off	Def	Tot							
03	Wendell, Lizzy	f	7-13	0-0	2-3	0	7	7	3	16	1	1	0	3	26
11	Heap, Liza	f	1-3	0-1	0-0	2	0	2	0	2	4	2	0	1	27
35	Jonas, Becca	f	8-11	0-0	1-1	1	5	6	2	17	1	3	2	2	24
20	Dean, Maddy	g	7-13	2-5	3-3	1	10	11	1	19	4	2	0	0	28
22	Ingle, Caitlin	g	4-7	0-0	2-4	0	1	1	1	10	8	2	0	3	26
01	Grenfell, Carly		4-7	2-3	0-0	1	3	4	2	10	0	0	0	1	23
05	Donahue, Emma		2-3	0-0	0-0	0	2	2	0	4	1	0	4	1	12
15	Greiner, Paige		2-3	2-3	0-0	0	1	1	4	6	6	3	0	0	19
23	Mueller, Bry		0-0	0-0	0-1	1	1	2	0	0	1	1	0	0	6
51	Lutes, Cara		1-3	0-0	0-1	1	3	4	1	2	0	0	0	0	9
Team						4	3	7							
Totals			36-63	6-12	8-13	11	36	47	14	86	26	15	6	11	200

FG % 1st Half: 17-35 48.6% 2nd half: 19-28 67.9% Game: 36-63 57.1%
3FG % 1st Half: 2-6 33.3% 2nd half: 4-6 66.7% Game: 6-12 50.0%
FT % 1st Half: 5-6 83.3% 2nd half: 3-7 42.9% Game: 8-13 61.5%

Deadball
Rebounds
1,1

Officials: Bob Trammell, Amy Bonner, Todd Moistner
Technical fouls: Illinois State-None. Drake-None.
Attendance: 2139

Score by periods	1st	2nd	Total
Illinois State	23	28	51
Drake	41	45	86

Official Basketball Box Score -- Game Totals -- Final Statistics Southern Illinois vs Drake 01-11-15 2:05 p.m. at Knapp Center (Des Moines, Iowa)

Southern Illinois 66 • 8-6 (1-2 MVC)

#	Player	Total		3-Ptr		Rebounds			PF	TP	A	TO	Bk	Stl	Min
		FG	FGA	FG	FGA	Off	Def	Tot							
33	Washington, Azia	f	7-11	0-1	0-1	1	4	5	3	14	0	2	0	0	35
00	Pierre, Dyana	c	1-6	0-0	0-0	1	2	3	4	2	0	4	1	2	22
10	Macklin, Cartasha	g	10-19	1-3	0-0	9	2	11	2	21	1	3	0	1	32
13	Napier, Rishonda	g	5-15	2-9	0-0	1	1	2	0	12	5	1	0	1	33
32	Giebelhausen, Kylie	g	3-7	3-7	2-2	0	4	4	1	11	4	3	0	0	31
02	Stephenson, Blair		1-2	1-2	0-0	0	1	1	1	3	1	1	0	0	9
03	Haynes, Ariel		0-2	0-0	0-0	2	0	2	1	0	0	0	0	0	5
05	Shores, Hannah		0-2	0-1	0-0	1	0	1	0	0	0	1	0	1	4
12	Griffin, Mercedes		1-3	0-1	0-0	1	2	3	0	2	0	0	0	0	19
35	VanHyfte, Celina		0-1	0-0	1-2	1	2	3	1	1	0	0	0	0	10
Team						0	2	2							
Totals			28-68	7-24	3-5	17	20	37	13	66	11	15	1	5	200

FG % 1st Half: 14-34 41.2% 2nd half: 14-34 41.2% Game: 28-68 41.2%
3FG % 1st Half: 3-11 27.3% 2nd half: 4-13 30.8% Game: 7-24 29.2%
FT % 1st Half: 1-3 33.3% 2nd half: 2-2 100.0 Game: 3-5 60.0%

Deadball
Rebounds
0,1

Drake 81 • 9-6 (4-0 MVC)

#	Player		Total		3-Ptr		Rebounds			PF	TP	A	TO	Bk	Stl	Min
			FG	FGA	FG	FGA	FT	FTA	Off							
03	Wendell, Lizzy	f	9-18	1-4	2-2		0	7	7	1	21	2	0	1	2	35
11	Heap, Liza	f	0-0	0-0	0-0		0	0	0	1	0	0	1	0	3	25
35	Jonas, Becca	f	6-10	0-1	1-3		1	6	7	4	13	0	0	2	1	24
20	Dean, Maddy	g	3-8	2-5	0-0		1	5	6	2	8	2	1	0	3	33
22	Ingle, Caitlin	g	9-13	0-0	2-3		0	4	4	2	20	6	5	0	0	35
01	Grenfell, Carly		5-7	1-3	3-3		2	2	4	1	14	1	2	0	1	30
05	Donahue, Emma		0-0	0-0	0-0		0	1	1	0	0	0	1	2	0	6
15	Greiner, Paige		1-1	1-1	0-0		0	0	0	0	3	0	0	0	0	7
51	Lutes, Cara		1-1	0-0	0-0		1	0	1	1	2	0	0	0	0	5
Team							1	0	1							
Totals				34-58	5-14	8-11	6	25	31	12	81	11	12	5	10	200

2014-15 DRAKE BOX SCORES

Official Basketball Box Score -- Game Totals -- Final Statistics Drake vs Indiana State 01-23-15 7:05 p.m. at Terre Haute, Ind. (Hulman Center)

Drake 72 • 11-6, 6-0 MVC

#	Player		Total		3-Ptr	Rebounds	PF	TP	A	TO	Blk	Stl	Min
			FG-FGA	FG-FGA		Off Def Tot							
03	Wendell, Lizzy	f	9-15	2-6	10-11	1 2 3	0	30	2	5	0	6	36
35	Jonas, Becca	c	3-4	0-0	6-6	2 6 8	4	12	1	2	1	0	23
11	Heap, Liza	g	0-0	0-0	0-0	0 1 1	0	0	1	2	0	0	10
20	Dean, Maddy	g	4-14	4-9	2-2	0 9 9	3	14	1	4	0	2	33
22	Ingle, Caitlin	g	4-7	0-2	0-2	1 4 5	3	8	9	6	0	1	39
01	Grenfell, Carly	g	1-3	1-3	0-0	1 1 2	3	3	1	0	0	0	23
05	Donahue, Emma	g	0-0	0-0	0-0	0 0 0	0	0	0	0	0	0	3
15	Greiner, Paige	g	1-2	1-2	0-0	0 2 2	0	3	0	2	0	0	13
51	Lutes, Cara	g	1-2	0-1	0-0	1 3 4	3	2	0	0	1	1	20
Team						1 2 3							
Totals			23-47	8-23	18-21	7 30 37	16	72	15	21	2	10	200

FG % 1st Half: 8-23 34.8% 2nd half: 15-24 62.5% Game: 23-47 48.9%
3FG % 1st Half: 4-11 36.4% 2nd half: 4-12 33.3% Game: 8-23 34.8%
FT % 1st Half: 2-3 66.7% 2nd half: 16-18 88.9% Game: 18-21 85.7%

Deadball
Rebounds
1

Indiana State 65 • 13-5, 3-4 MVC

#	Player		Total		3-Ptr	Rebounds	PF	TP	A	TO	Blk	Stl	Min
			FG-FGA	FG-FGA		Off Def Tot							
01	Small, Chelsea	f	4-10	0-2	0-0	3 1 4	0	8	3	0	1	1	22
34	Mahan, Racheal	f	4-10	0-0	0-1	3 2 5	5	8	0	1	0	0	23
00	Zurek, Natasha	g	1-3	0-0	0-0	1 3 4	1	2	0	1	0	3	19
14	Wittman, Stephanie	g	2-9	0-1	2-2	1 4 5	0	6	2	3	0	1	26
44	Franklin, Travicia	g	3-5	0-0	0-0	2 1 3	2	6	2	2	0	0	16
03	Newbolt, Alexis	g	2-7	2-6	0-1	0 3 3	3	6	1	1	0	1	20
04	Ceazer, Cierra	g	3-5	3-3	0-0	1 1 2	1	9	1	2	0	3	22
13	Marshall, Joyea	g	4-11	0-1	6-8	5 3 8	4	14	0	1	0	1	24
15	Grier, Jasmine	g	1-5	0-4	2-2	1 1 2	0	4	0	2	1	0	16
35	Dirks, Kelsey	g	1-4	0-0	0-0	0 0 0	1	2	1	0	0	1	10
45	Smith, Rhagen	g	0-0	0-0	0-0	0 0 0	2	0	0	0	0	0	2
Team						0 0 0							
Totals			25-69	5-17	10-14	17 19 36	19	65	10	13	2	11	200

FG % 1st Half: 12-37 32.4% 2nd half: 13-32 40.6% Game: 25-69 36.2%
3FG % 1st Half: 1-8 12.5% 2nd half: 4-9 44.4% Game: 5-17 29.4%
FT % 1st Half: 1-2 50.0% 2nd half: 9-12 75.0% Game: 10-14 71.4%

Deadball
Rebounds
1

Officials: Gina Cross, Doug Knight, Beau Dunfee
Technical fouls: Drake-None. Indiana State-None.
Attendance: 2527

Score by periods	1st	2nd	Total
Drake	22	50	72
Indiana State	26	39	65

Official Basketball Box Score -- Game Totals -- Final Statistics Drake vs Evansville 01-25-15 1:00p.m. at Ford Center (Evansville, Ind.)

Drake 79 • 12-6, 7-0 MVC

#	Player		Total		3-Ptr	Rebounds	PF	TP	A	TO	Blk	Stl	Min
			FG-FGA	FG-FGA		Off Def Tot							
03	Wendell, Lizzy	f	7-19	1-6	5-8	1 4 5	1	20	2	2	0	2	35
11	Heap, Liza	f	2-3	1-1	0-2	1 3 4	1	5	3	1	0	0	20
35	Jonas, Becca	f	8-13	0-2	2-3	2 10 12	5	18	2	1	0	3	30
20	Dean, Maddy	g	8-16	5-11	2-2	2 14 16	2	23	2	3	0	2	33
22	Ingle, Caitlin	g	0-3	0-1	0-0	0 0 0	0	6	0	4	1	1	18
01	Grenfell, Carly	g	2-4	0-2	2-2	2 2 4	2	6	5	2	0	1	30
05	Donahue, Emma	g	1-1	0-0	0-0	2 0 2	0	2	0	1	0	0	4
15	Greiner, Paige	g	1-2	1-2	2-2	0 3 3	0	5	4	0	0	0	27
23	Mueller, Bry	g	0-0	0-0	0-0	0 0 0	0	0	0	0	0	0	1
51	Lutes, Cara	g	0-0	0-0	0-0	0 0 0	1	0	0	0	0	0	2
Team						2 1 3							
Totals			29-61	8-25	13-19	12 37 49	18	79	22	14	1	9	200

FG % 1st Half: 16-36 44.4% 2nd half: 13-25 52.0% Game: 29-61 47.5%
3FG % 1st Half: 5-16 31.3% 2nd half: 3-9 33.3% Game: 8-25 32.0%
FT % 1st Half: 1-2 50.0% 2nd half: 12-17 70.6% Game: 13-19 68.4%

Deadball
Rebounds
3

Evansville 62 • 10-9, 5-3 MVC

#	Player		Total		3-Ptr	Rebounds	PF	TP	A	TO	Blk	Stl	Min
			FG-FGA	FG-FGA		Off Def Tot							
14	Langston, Peyton	f	1-4	0-2	1-2	0 4 4	2	3	1	2	1	0	21
22	Robinson, Sasha	f	1-4	0-0	0-2	4 5 9	4	2	0	2	0	2	37
01	Hart, Khristian	g	7-18	1-6	1-3	0 6 6	1	16	3	0	0	0	33
02	Taylor, Kat	g	3-9	1-5	0-0	0 2 2	3	7	2	2	0	2	34
24	Dickey, Sara	g	10-20	2-7	5-7	3 2 5	1	27	1	4	0	1	40
10	Reese, Taloni	g	0-2	0-0	1-2	0 1 1	1	0	1	0	0	0	7
13	Friday, Laura	g	1-4	1-2	0-0	0 0 0	1	3	3	1	0	0	19
15	Johnson, Kenya	g	1-2	0-0	1-4	0 2 2	2	3	2	0	0	0	9
30	Owens, Hannah	g	0-0	0-0	0-0	0 0 0	0	0	0	0	0	0	0+
Team						3 1 4							
Totals			24-63	5-22	9-20	10 23 33	14	62	12	11	1	5	200

FG % 1st Half: 9-34 26.5% 2nd half: 15-29 51.7% Game: 24-63 38.1%
3FG % 1st Half: 2-13 15.4% 2nd half: 3-9 33.3% Game: 5-22 22.7%
FT % 1st Half: 3-6 50.0% 2nd half: 6-14 42.9% Game: 9-20 45.0%

Deadball
Rebounds
3

Officials: Charlie Hust, Maria Gearhart, Natosha Harris
Technical fouls: Drake-None. Evansville-None.
Attendance: 686

Score by periods	1st	2nd	Total
Drake	38	41	79
Evansville	23	39	62

Official Basketball Box Score -- Game Totals -- Final Statistics Missouri State vs Drake 01-30-15 7:07 p.m. at Knapp Center (Des Moines, Iowa)

Missouri State 89 • 8-11, 5-3 MVC

#	Player		Total		3-Ptr	Rebounds	PF	TP	A	TO	Blk	Stl	Min
			FG-FGA	FG-FGA		Off Def Tot							
15	Gaines, NiJay	f	7-15	3-5	2-2	2 5 7	3	19	3	1	0	4	32
21	Buckley, Aubrey	f	1-4	0-1	1-2	3 1 4	3	3	0	1	0	0	31
12	Chvatal, Hillary	c	3-8	0-0	2-3	5 6 11	1	8	2	5	0	2	37
04	Williams, Kenzie	g	10-18	5-7	2-2	2 4 6	0	27	1	2	2	1	39
22	Snow, Tyonna	g	6-19	1-2	0-2	2 5 7	2	13	4	1	0	4	34
02	Hughes, Lexi	g	4-10	2-7	0-0	0 1 1	1	10	1	1	0	1	16
03	Poloway, Lee Ann	g	0-1	0-1	0-0	0 0 0	0	0	0	1	0	0	3
05	Fruendt, Liza	g	1-2	1-2	0-0	0 0 0	2	3	1	0	0	0	7
11	Israel, Riley	g	0-0	0-0	0-0	0 1 1	0	0	1	2	0	1	8
13	Holt, Audrey	g	0-1	0-0	0-0	3 1 4	2	0	1	0	0	0	8
34	Swartz, Rachel	g	2-5	0-1	2-2	2 0 2	1	6	0	0	0	0	9
40	Osemenam, Onye	g	0-0	0-0	0-0	0 0 0	0	0	0	0	1	0	1
Team						2 2 4							
Totals			34-83	12-26	9-13	21 26 47	15	89	14	14	3	13	225

FG % 1st Half: 17-37 45.9% 2nd half: 16-37 43.2% OT: 1-9 11.1% Game: 34-83 41.0%
3FG % 1st Half: 6-14 42.9% 2nd half: 6-9 66.7% OT: 0-3 0.0% Game: 12-26 46.2%
FT % 1st Half: 2-3 66.7% 2nd half: 5-8 62.5% OT: 2-2 100.0% Game: 9-13 69.2%

Deadball
Rebounds
2

Drake 94 • 13-6, 8-0 MVC

#	Player		Total		3-Ptr	Rebounds	PF	TP	A	TO	Blk	Stl	Min
			FG-FGA	FG-FGA		Off Def Tot							
03	Wendell, Lizzy	f	18-29	6-14	1-3	3 3 6	2	43	4	3	0	3	42
11	Heap, Liza	f	1-1	0-0	1-1	2 1 3	1	3	1	0	0	0	22
35	Jonas, Becca	c	3-5	0-1	3-5	4 7 11	3	9	0	2	3	1	32
20	Dean, Maddy	g	5-16	2-10	2-2	1 5 6	2	14	3	4	0	3	38
22	Ingle, Caitlin	g	6-11	1-2	1-3	1 10 11	1	14	10	6	1	4	40-
01	Grenfell, Carly	g	2-7	1-5	0-0	1 1 2	3	5	0	1	0	2	30
05	Donahue, Emma	g	0-0	0-0	0-0	0 0 0	1	0	0	0	2	0	1
15	Greiner, Paige	g	1-4	1-4	0-0	0 0 0	0	3	0	1	0	0	10
51	Lutes, Cara	g	1-2	1-2	0-0	2 0 2	2	3	0	1	1	0	10
Team						4 1 5							
Totals			37-75	12-38	8-14	18 28 46	15	94	18	18	7	13	225

FG % 1st Half: 20-39 51.3% 2nd half: 15-32 46.9% OT: 2-4 50.0% Game: 37-75 49.3%
3FG % 1st Half: 7-20 35.0% 2nd half: 4-15 26.7% OT: 1-3 33.3% Game: 12-38 31.6%
FT % 1st Half: 2-4 50.0% 2nd half: 2-3 66.7% OT: 4-7 57.1%

2014-15 DRAKE BOX SCORES

Official Basketball Box Score -- Game Totals -- Final Statistics Drake vs Southern Illinois 02-06-15 6:05 PM at SIU Arena (Carbondale, Ill.)

Drake 76 • 14-7, 9-1 MVC

#	Player	Total		3-Ptr		Rebounds			PF	TP	A TO Blk Stl				Min
		FG-FGA	FG-FGA	FT-FTA	FT-FTA	Off	Def	Tot			A	TO	Blk	Stl	
03	Wendell, Lizzy	f	10-21	5-9	2-2	0	1	1	2	27	3	1	1	1	36
11	Heap, Liza	f	1-1	0-0	0-0	1	2	3	1	2	1	2	0	1	23
35	Jonas, Becca	f	3-6	0-0	0-0	3	7	10	5	6	0	2	1	1	28
20	Dean, Maddy	g	4-13	1-7	1-1	0	9	9	2	10	0	2	0	0	23
22	Ingle, Caitlin	g	6-13	1-1	4-4	1	5	6	2	17	15	3	1	0	39
01	Grenfell, Carly		3-6	2-4	1-1	0	1	1	4	9	0	0	0	0	26
05	Donahue, Emma		1-3	0-0	0-0	3	0	3	1	2	0	0	0	0	7
15	Greiner, Paige		1-2	1-2	0-0	0	2	2	1	3	1	0	0	0	15
51	Lutes, Cara		0-0	0-0	0-0	0	0	0	0	0	0	0	0	0	3
Team						0	1	1							
Totals			29-65	10-23	8-8	8	28	36	18	76	20	10	3	3	200
FG % 1st Half: 16-32 50.0% 2nd half: 13-33 39.4% Game: 29-65 44.6%															
3FG % 1st Half: 7-12 58.3% 2nd half: 3-11 27.3% Game: 10-23 43.5%															
FT % 1st Half: 1-1 100.0 2nd half: 7-7 100.0 Game: 8-8 100.0															

Southern Illinois 81 • 12-9, 5-5 MVC

#	Player	Total		3-Ptr		Rebounds			PF	TP	A TO Blk Stl				Min
		FG-FGA	FG-FGA	FT-FTA	FT-FTA	Off	Def	Tot			A	TO	Blk	Stl	
00	Pierre, Dyana	f	7-13	0-0	3-5	8	6	14	4	17	1	2	0	2	30
33	Washington, Azia	f	7-16	0-2	1-1	4	6	10	0	15	1	1	1	4	35
10	Macklin, Cartasha	g	5-12	1-5	0-0	3	3	6	2	11	7	1	0	1	37
13	Napier, Rishonda	g	9-21	5-13	7-7	2	5	7	2	30	2	1	0	0	35
32	Giebelhausen, Kylie	g	1-7	1-5	3-4	2	3	5	2	6	5	1	1	0	30
02	Stephenson, Blair		0-2	0-2	0-0	0	0	0	0	0	0	0	0	0	4
05	Shores, Hannah		1-2	0-0	0-0	0	0	0	0	2	0	0	0	0	2
12	Griffin, Mercedes		0-1	0-0	0-0	0	1	1	0	0	4	0	2	1	24
24	Nebo, Kim		0-1	0-0	0-0	0	0	0	0	0	0	0	0	0	3
Team						0	4	4							
Totals			30-75	7-27	14-17	19	28	47	10	81	20	6	4	8	200
FG % 1st Half: 16-41 39.0% 2nd half: 14-34 41.2% Game: 30-75 40.0%															
3FG % 1st Half: 3-12 25.0% 2nd half: 4-15 26.7% Game: 7-27 25.9%															
FT % 1st Half: 4-4 100.0 2nd half: 10-13 76.9% Game: 14-17 82.4%															

Officials: Brian Hall, Jeff Cross, Alycia Dukes
Technical fouls: Drake-None. Southern Illinois-None.
Attendance: 578

Score by periods	1st	2nd	Total
Drake	40	36	76
Southern Illinois	39	42	81

Official Basketball Box Score -- Game Totals -- Final Statistics Drake vs Illinois State 02-08-15 2:05 p.m. at Redbird Arena (Normal, Ill.)

Drake 70 • 15-7, 10-1, MVC

#	Player	Total		3-Ptr		Rebounds			PF	TP	A TO Blk Stl				Min
		FG-FGA	FG-FGA	FT-FTA	FT-FTA	Off	Def	Tot			A	TO	Blk	Stl	
03	Wendell, Lizzy	f	4-11	0-4	6-7	4	6	10	3	14	3	1	0	4	31
11	Heap, Liza	f	1-3	0-2	0-0	1	3	4	0	2	0	2	0	0	17
35	Jonas, Becca	c	1-5	0-0	0-0	2	2	4	2	2	1	1	1	1	13
20	Dean, Maddy	g	9-15	3-8	6-8	2	7	9	3	27	3	3	1	2	35
22	Ingle, Caitlin	g	4-12	0-2	2-4	0	10	10	1	10	4	3	0	0	34
01	Grenfell, Carly		0-2	0-1	0-0	0	0	0	1	0	1	1	0	0	19
05	Donahue, Emma		1-1	0-0	0-0	0	1	1	2	2	0	1	0	0	7
15	Greiner, Paige		0-2	0-2	3-3	1	1	2	2	3	3	1	0	0	22
23	Mueller, Bry		0-0	0-0	0-0	0	0	0	0	0	0	0	0	0	2
51	Lutes, Cara		4-6	0-1	2-2	3	7	10	3	10	0	1	3	0	20
Team						1	2	3							
Totals			24-57	3-20	19-24	14	39	53	17	70	15	14	5	7	200
FG % 1st Half: 11-32 34.4% 2nd half: 13-25 52.0% Game: 24-57 42.1%															
3FG % 1st Half: 1-12 8.3% 2nd half: 2-8 25.0% Game: 3-20 15.0%															
FT % 1st Half: 6-8 75.0% 2nd half: 13-16 81.3% Game: 19-24 79.2%															

Illinois State 47 • 1-21, 1-10 MVC

#	Player	Total		3-Ptr		Rebounds			PF	TP	A TO Blk Stl				Min
		FG-FGA	FG-FGA	FT-FTA	FT-FTA	Off	Def	Tot			A	TO	Blk	Stl	
12	SMITH, Lindsay	g	2-9	2-5	2-4	0	6	6	4	8	3	4	0	5	38
23	SIMS, Mary	g	4-11	2-7	0-0	0	3	3	3	10	0	3	0	1	28
24	WINGE, Katy	g	2-12	2-4	0-0	1	3	4	3	6	2	1	0	0	36
32	STEWART, Taylor	g	0-6	0-4	0-0	0	2	2	3	0	0	0	0	0	23
45	FREEMAN, Mackenzie	g	1-4	0-2	0-0	1	3	4	0	2	2	0	0	0	19
01	SMITH, Colleen		1-5	0-0	0-2	1	1	2	1	2	0	0	0	2	14
03	CRUMP, Octavia		4-13	0-0	6-7	4	1	5	4	14	0	1	1	2	26
11	HALL, Stokara		0-1	0-1	0-1	1	0	1	0	0	0	0	0	1	5
21	BESS, Zenobia		2-3	0-0	1-2	2	1	3	2	5	3	1	0	0	11
Team						4	1	5							
Totals			16-64	6-23	9-16	14	21	35	20	47	10	10	1	11	200
FG % 1st Half: 6-32 18.8% 2nd half: 10-32 31.3% Game: 16-64 25.0%															
3FG % 1st Half: 2-11 18.2% 2nd half: 4-12 33.3% Game: 6-23 26.1%															
FT % 1st Half: 4-9 44.4% 2nd half: 5-7 71.4% Game: 9-16 56.3%															

Officials: Charlie Hust, Mark Berger, Becky Blank
Technical fouls: Drake-None. Illinois State-None.
Attendance: 1745

Score by periods	1st	2nd	Total
Drake	29	41	70
Illinois State	18	29	47

Official Basketball Box Score -- Game Totals -- Final Statistics UNI vs Drake 02-13-15 7:05 p.m. at Knapp Center (Des Moines, Iowa)

UNI 67 • 12-11, 8-4 MVC

#	Player	Total		3-Ptr		Rebounds			PF	TP	A TO Blk Stl				Min
		FG-FGA	FG-FGA	FT-FTA	FT-FTA	Off	Def	Tot			A	TO	Blk	Stl	
05	Sorenson, Amber	f	2-12	2-10	0-0	0	3	3	3	6	1	3	0	0	34
44	Johnson, Alyssa	f	2-4	0-0	2-2	0	6	6	0	6	0	1	2	0	20
02	Weekly, Madison	g	5-11	3-6	2-2	0	0	0	1	15	4	1	1	1	22
14	Davison, Stephanie	g	6-12	0-1	3-4	1	4	5	2	15	1	2	0	0	27
22	Brown, Brooke	g	3-7	0-3	0-0	0	1	1	2	6	2	1	1	0	31
04	Parker, Lauren		0-0	0-0	0-0	0	0	0	0	0	1	0	0	1	1
10	Herzberg, Ellie		6-10	1-4	4-4	2	6	8	3	17	2	3	0	0	27
11	Davison, Angie		0-3	0-1	0-0	0	0	0	3	0	0	0	0	0	9
13	Lamar, Sharnae		0-3	0-1	0-0	2	1	3	1	0	4	0	0	2	16
23	Smith, Ty		0-0	0-0	0-0	0	0	0	0	0	0	0	0	0	1
32	Donaldson, Brittni		1-5	0-4	0-0	0	2	2	1	2	1	0	0	0	12
Team						1	5	6							
Totals			25-67	6-30	11-12	6	28	34	16	67	16	11	4	4	200
FG % 1st Half: 12-34 35.3% 2nd half: 13-33 39.4% Game: 25-67 37.3%															
3FG % 1st Half: 3-15 20.0% 2nd half: 3-15 20.0% Game: 6-30 20.0%															
FT % 1st Half: 6-6 100.0 2nd half: 5-6 83.3% Game: 11-12 91.7%															

Drake 87 • 16-7, 11-1 MVC

#	Player	Total
---	--------	-------

NUMERICAL ROSTER

No	Name	Pos.	Ht.	Yr.	Hometown (High School/Previous School)
1	Carly Grenfell	G	5-7	RSr.	York, Neb. (York)
3	Lizzy Wendell	F	6-0	So.	Blue Springs, Mo. (Blue Springs)
4	Kyndal Clark	G	5-5	Sr.	Webb City, Mo. (Webb City)
5	Emma Donahue	C	6-3	Jr.	Naperville, Ill. (Naperville Central)
11	Liza Heap	F	6-0	Sr.	Highlands Ranch, Colo. (Highlands Ranch)
15	Paige Greiner	G	5-5	Fr.	Williamsburg, Iowa (Williamsburg)
20	Maddy Dean	G	5-9	Fr.	Jordan, Minn. (Jordan)
22	Caitlin Ingle	G	5-8	So.	Runnells, Iowa (Southeast Polk)
23	Bry Mueller	G	5-5	Gr.	DePere, Wis. (DePere/Air Force)
34	Cortni Rush	G	5-10	So.	Mason City, Iowa (Mason City/North Iowa Area)
35	Becca Jonas	F/C	6-2	Fr.	Independence, Mo. (Truman)
51	Cara Lutes	F/C	6-2	Sr.	Maplewood, Minn. (New Life Academy)

ALPHABETICAL ROSTER

No.	Name	Pos.	Ht.	Yr.	Hometown (High School/Previous School)
4	Kyndal Clark	G	5-5	Sr.	Webb City, Mo. (Webb City)
20	Maddy Dean	G	5-9	Fr.	Jordan, Minn. (Jordan)
5	Emma Donahue	C	6-3	Jr.	Naperville, Ill. (Naperville Central)
15	Paige Greiner	G	5-5	Fr.	Williamsburg, Iowa (Williamsburg)
1	Carly Grenfell	G	5-7	RSr.	York, Neb. (York)
11	Liza Heap	F	6-0	Sr.	Highlands Ranch, Colo. (Highlands Ranch)
22	Caitlin Ingle	G	5-8	So.	Runnells, Iowa (Southeast Polk)
35	Becca Jonas	F/C	6-2	Fr.	Independence, Mo. (Truman)
51	Cara Lutes	F/C	6-2	Sr.	Maplewood, Minn. (New Life Academy)
23	Bry Mueller	G	5-5	Gr.	DePere, Wis. (DePere/Air Force)
34	Cortni Rush	G	5-10	So.	Mason City, Iowa (Mason City/North Iowa Area)
3	Lizzy Wendell	F	6-0	So.	Blue Springs, Mo. (Blue Springs)

Head Coach: Jennie Baranczyk (Iowa, 2004)

Associate Head Coach: Allison Pohlman

Assistant Coaches: Dan Doerflein, Courtney Graham

Coordinator of Basketball Operations: Dominique Kelley

PRONUNCIATION

Baranczyk – bah-rah-n-check

Pohlman – POLE-man

Kyndal – Kindle

Grenfell – Grin-fell

Lutes – Loots


Mueller-Miller



Carly Grenfell #1

Guard
5-7
Redshirt Senior
York, Neb.
York

GRENFELL 2014-15 GAME-BY-GAME STATISTICS



Guard

5-7

Redshirt Senior

York, Neb.

York

CAREER HIGHS

Points.....	23	UIC (11-18-12)
Rebounds.....	9	Milwaukee (12-29-13)
Assists.....	5	at Evansville (1-25-15)
Blocks.....	1	at Loyola Chicago (1-2-15)[5]
Steals.....	5	South Dakota (11-11-12)
FG Made.....	8	UIC (11-18-12)
FG Att.....	12	UIC (11-18-12)
3PT Made.....	5	UIC (11-18-12)
3PT Att.....	9	at North Dakota St. (12-6-12)
FT Made.....	5	Illinois State (2-19-12)
FT Att.....	7	Illinois State (2-19-12)
Minutes.....	34	at North Dakota (12-8-12)

SEASON HIGHS

Points.....	14	Southern Illinois (1-11-15)
Rebounds.....	6	at Loyola Chicago (1-2-15)[2]
Assists.....	5	at Evansville (1-25-15)
Blocks.....	1	at Loyola Chicago (1-2-15)
Steals.....	3	Northwestern College (12-18-14)
FG Made.....	5	Northwestern College (12-18-14)
FG Att.....	9	at Loyola Chicago (1-2-15)
3PT Made.....	2	at Southern Illinois (2-6-15)[4]
3PT Att.....	6	at Loyola Chicago (1-2-15)
FT Made.....	4	at Loyola Chicago (1-2-15)
FT Att.....	4	at Loyola Chicago (1-2-15)[2]
Minutes.....	32	at UNI (1-16-15)

Opponent	Date	GS	Min	FG	FGA	Pct	3FG	FGA	Pct	FT	FTA	Pct	Off	Def	Tot	Avg	PF	FO	A	TO	Blk	Stl	Pts	Avg
SOUTH DAKOTA	11-14-14	15	0	2	.000	0	1	.000	2	2	1.000	1	0	1	1.0	0	0	0	1	0	0	2	2.0	
at Iowa State	11-18-14	11	0	2	.000	0	1	.000	0	0	.000	0	1	1	1.0	5	1	1	0	0	2	0	1.0	
at SIUE	11-20-14	18	2	6	.333	1	5	.200	0	0	.000	1	1	2	1.3	1	0	1	0	0	0	5	2.3	
WISCONSIN	11-23-14	16	0	0	.000	0	0	.000	3	4	.750	1	0	1	1.3	1	0	0	3	0	1	3	2.5	
at UTSA	11-28-14	20	1	1	1.000	0	0	.000	2	2	1.000	0	4	4	1.8	3	0	1	0	0	0	4	2.8	
vs Fordham	11-30-14	22	2	3	.667	1	2	.500	1	2	.500	1	1	2	1.8	2	0	1	1	0	2	6	3.3	
COLORADO STATE	12-03-14	23	1	3	.333	1	3	.333	0	0	.000	3	3	6	2.4	4	0	2	0	0	0	3	3.3	
at Idaho State	12-06-14	21	0	2	.000	0	1	.000	2	2	1.000	2	0	2	2.4	2	0	4	3	0	2	2	3.1	
at Creighton	12-14-14	20	2	4	.500	1	2	.500	0	0	.000	1	0	1	2.2	3	0	0	0	0	1	5	3.3	
NORTHWESTERN	12-18-14	19	5	6	.833	2	2	1.000	0	0	.000	1	1	2	2.2	1	0	3	0	0	3	12	4.2	
IOWA	12-21-14	22	2	3	.667	2	3	.667	2	2	1.000	0	1	1	2.1	0	0	0	3	0	0	8	4.5	
at Loyola Chicago	01-02-15	29	3	9	.333	2	6	.333	4	4	1.000	3	3	6	2.4	3	0	1	2	1	2	12	5.2	
at Bradley	01-04-15	26	5	10	.500	2	4	.500	0	0	.000	1	0	1	2.3	1	0	2	1	0	0	12	5.7	
ILLINOIS STATE	01-09-15	23	4	7	.571	2	3	.667	0	0	.000	1	3	4	2.4	2	0	0	0	0	1	10	6.0	
SOUTHERN ILLINOIS	01-11-15	30	5	7	.714	1	3	.333	3	3	1.000	2	2	4	2.5	1	0	1	2	0	1	14	6.5	
at UNI	01-16-15	32	1	2	.500	1	2	.500	2	2	1.000	1	2	3	2.6	2	0	2	0	0	0	5	6.4	
at Indiana State	01-23-15	23	1	3	.333	1	3	.333	0	0	.000	1	1	2	2.5	3	0	1	0	0	0	3	6.2	
at Evansville	01-25-15	30	2	4	.500	0	2	.000	2	2	1.000	2	2	4	2.6	2	0	5	2	0	1	6	6.2	
MISSOURI STATE	01-30-15	30	2	7	.286	1	5	.200	0	0	.000	1	1	2	2.6	3	0	0	1	0	2	5	6.2	
WICHITA STATE	02-01-15	23	3	5	.600	2	3	.667	1	2	.500	2	2	4	2.7	1	0	0	1	0	1	9	6.3	
at Southern Illinois	02-06-15	26	3	6	.500	2	4	.500	1	1	1.000	0	1	1	2.6	4	0	0	0	0	0	9	6.4	
at Illinois State	02-08-15	19	0	2	.000	0	1	.000	0	0	.000	0	0	0	2.5	1	0	1	1	0	0	0	6.1	
UNI	02-13-15	18	2	3	.667	0	1	.000	1	2	.500	0	2	2	2.4	0	0	1	1	0	0	5	6.1	

CAREER HIGHS

Points.....	23	UIC (11-18-12)
Rebounds.....	9	Milwaukee (12-29-13)
Assists.....	5	at Evansville (1-25-15)
Blocks.....	1	at Loyola Chicago (1-2-15)[5]
Steals.....	5	South Dakota (11-11-12)
FG Made.....	8	UIC (11-18-12)
FG Att.....	12	UIC (11-18-12)
3PT Made.....	5	UIC (11-18-12)
3PT Att.....	9	at North Dakota St. (12-6-12)
FT Made.....	5	Illinois State (2-19-12)
FT Att.....	7	Illinois State (2-19-12)
Minutes.....	34	at North Dakota (12-8-12)

SEASON HIGHS

Points.....	14	Southern Illinois (1-11-15)
Rebounds.....	6	at Loyola Chicago (1-2-15)[2]
Assists.....	5	at Evansville (1-25-15)
Blocks.....	1	at Loyola Chicago (1-2-15)
Steals.....	3	Northwestern College (12-18-14)
FG Made.....	5	Northwestern College (12-18-14)
FG Att.....	9	at Loyola Chicago (1-2-15)
3PT Made.....	2	at Southern Illinois (2-6-15)[4]
3PT Att.....	6	at Loyola Chicago (1-2-15)
FT Made.....	4	at Loyola Chicago (1-2-15)
FT Att.....	4	at Loyola Chicago (1-2-15)[2]
Minutes.....	32	at UNI (1-16-15)

GRENFELL CAREER STATISTICS

Year	GP	GS	Min	Avg	FG	FGA	Pct	3-Point	FG	FGA	Pct	F-Throw	FT	FTA	Pct	Rebounds	Off	Def	Tot	Avg	PF	FO	Ast	TO	Blk	Stl	Pts	Avg
2010-11	6	0	104	17.3	5	23	.217	4	19	.211		3	7	.429		0	5	5	0.8		11	0	7	9	0	1	17	2.8
2011-12	33	10	585	17.7	51	129	.395	31	80	.388		14	17	.824		14	26	40	1.2		29	0	32	42	3	9	147	4.5
2012-13	31	30	730	23.5	73	194	.376	48	140	.343		21	29	.724		25	50	75	2.4		41	1	32	51	1	20	215	6.9
2013-14	32	0	644	20.1	54	146	.370	34	113	.301		20	28	.714		33	47	80	2.5		61	1	28	42	2	19	162	5.1
2014-15	23	0	516	22.4	46	97	.474	22	57	.386		26	30	.867		25	31	56	2.4		45	1	27	22	1	19	140	6.1
TOTAL	125	40	2579	20.6	229	589	.389	139	409	.340		84	111	.757		97	159	256	2.0		187	3	126	166	7	68	681	5.4

Redshirt Senior Year (2014-15): Dished out career-high five assists in win at Evansville (Jan. 25) ... scored season-high 12 points in Northwestern (Dec. 18), Loyola (Jan. 2) & Bradley (Jan. 4) wins

Redshirt Junior Year (2013-14): Saw action in all 32 games ... received the MVC Service & Leadership award ... one of 10 student-athletes in The Valley to receive the award for the winter 2013-14 season ... sparked the Bulldogs in their MVC tournament win over Indiana State with six points and seven rebounds off the bench ... scored 11 points off the bench at Loyola on Feb. 22 ... pulled down a career-best nine rebounds in Milwaukee win ... scored a season-high 14 points in win over Idaho State, including season-best four three-pointers.

Redshirt Sophomore Year (2012-13): Appeared in all 31 games with 30 starts ... scored a career-high 23 points in the win over Illinois at Chicago ... made a career-high five three-pointers against the Flames ... averaged 6.9 points and 2.9 rebounds per game ... knocked down 48 three-pointers, which tied for second on the team with Mary Pat Specht... tied her career-high of six rebounds in the win over Saint Louis.

Redshirt Freshman Year (2011-12): Appeared in 33 games including 10 starts ... averaged 4.5 points per game in her first full season ... scored her career-high of 16 points at Bradley on Feb. 24 ... knocked down 31 three-pointers, good for second on the team ... in last eight games she played no less than 31 minutes in a game ... scored 11 points against Wichita State in MVC tournament ... hit three treys against WSU ... pulled down a career-high six rebounds against Evansville in MVC tournament.

Personal: Born June, 1992 in York, Neb. ... daughter of Bill and Lorraine Grenfell ... has one brother, Billy and two sisters, Dana and Emma ... Public Relations and Management major ... named to the 2011-12 and 2010-11 MVC Academic Honor Roll ... suffered injury six games into 2010-11 season and took a medical redshirt year.

**Lizzy Wendell #3**

Forward
6-0
Sophomore
Blue Springs, Mo.
Blue Springs

CAREER HIGHS

Points.....	43	Missouri State (1-30-15)[2]
Rebounds.....	11	at Iowa (12-21-13)[2]
Assists.....	7	at Bradley (2-21-14)
Blocks.....	3	at Wisconsin (11-10-13)
Steals.....	6	at Indiana State (1-23-15)
FG Made.....	18	Missouri State (1-30-15)
FG Att.....	29	Missouri State (1-30-15)
3PT Made.....	7	Iowa (12-21-14)
3PT Att.....	14	Missouri State (1-30-15)
FT Made.....	11	UNI (3-2-14)
FT Att.....	13	UNI (3-2-14)
Minutes.....	42	Missouri State (1-30-15)

SEASON HIGHS

Points.....	43	Missouri State (1-30-15)[2]
Rebounds.....	10	at Illinois State (2-8-15)
Assists.....	6	Northwestern College (12-18-14)
Blocks.....	2	UNI (2-13-15)[2]
Steals.....	6	at Indiana State (1-23-15)
FG Made.....	18	Missouri State (1-30-15)
FG Att.....	29	Missouri State (1-30-15)
3PT Made.....	7	Iowa (12-21-14)
3PT Att.....	14	Missouri State (1-30-15)
FT Made.....	10	at Indiana State (1-23-15)
FT Att.....	11	at Indiana State (1-23-15)[2]
Minutes.....	42	Missouri State (1-30-15)

WENDELL 2014-15 GAME-BY-GAME STATISTICS

Opponent	Date	GS	Min	FG	FGA	Pct	3FG	FGA	Pct	FT	FTA	Pct	Off	Def	Tot	Avg	PF	FO	A	TO	Blk	Stl	Pts	Avg
SOUTH DAKOTA	11-14-14*	30	10	23	435	4	10	400	1	2	500	0	5	5	5.0	3	0	4	2	0	2	25	25.0	
at Iowa State	11-18-14*	30	4	14	286	0	5	000	7	8	875	3	3	6	5.5	3	0	2	4	2	1	15	20.0	
at SIUE	11-20-14*	32	9	15	600	1	4	250	1	3	333	0	5	5	5.3	5	1	2	3	0	2	20	20.0	
WISCONSIN	11-23-14*	32	14	19	737	3	5	600	2	2	1000	1	2	3	4.8	0	0	0	1	0	5	33	23.3	
at UTSA	11-28-14*	36	8	14	571	2	4	500	9	11	818	1	3	4	4.6	1	0	2	6	0	2	27	24.0	
vs Fordham	11-30-14*	34	4	15	267	2	5	400	4	7	571	1	4	5	4.7	1	0	1	2	0	2	14	22.3	
COLORADO STATE	12-03-14*	31	5	16	313	1	9	111	1	1	1000	1	3	4	4.6	4	0	1	3	0	1	12	20.9	
at Idaho State	12-06-14*	34	10	15	667	3	4	750	2	3	667	0	5	5	4.6	2	0	5	2	0	2	25	21.4	
at Creighton	12-14-14*	34	9	19	474	1	5	200	2	3	667	0	2	2	4.3	2	0	2	0	1	2	21	21.3	
NORTHWESTERN	12-18-14*	24	9	15	600	2	5	400	0	2	000	1	4	5	4.4	1	0	6	1	0	0	20	21.2	
IOWA	12-21-14*	33	15	24	625	7	11	636	6	6	1000	2	2	4	4.4	2	0	0	3	0	0	43	23.2	
at Loyola Chicago	01-02-15*	32	9	18	500	3	9	333	6	8	750	2	4	6	4.5	1	0	5	1	0	5	27	23.5	
at Bradley	01-04-15*	28	10	17	588	1	2	500	2	2	1000	1	5	6	4.6	1	0	2	3	1	1	23	23.5	
ILLINOIS STATE	01-09-15*	26	7	13	538	0	0	000	2	3	667	0	7	7	4.8	3	0	1	1	0	3	16	22.9	
SOUTHERN ILLINOIS	01-11-15*	35	9	18	500	1	4	250	2	2	1000	0	7	7	4.9	1	0	2	0	1	2	21	22.8	
at UNI	01-16-15*	35	5	17	294	1	3	333	3	4	750	1	6	7	5.1	2	0	3	2	1	2	14	22.3	
at Indiana State	01-23-15*	36	9	15	600	2	6	333	10	11	909	1	2	3	4.9	0	0	2	5	0	6	30	22.7	
at Evansville	01-25-15*	35	7	19	368	1	6	167	5	8	625	1	4	5	4.9	1	0	2	2	0	2	20	22.6	
MISSOURI STATE	01-30-15*	42	18	29	621	6	14	429	1	3	333	3	3	6	5.0	2	0	4	3	0	3	43	23.6	
WICHITA STATE	02-01-15*	38	5	15	333	3	10	300	4	4	1000	2	4	6	5.1	1	0	4	3	0	0	17	23.3	
at Southern Illinois	02-06-15*	36	10	21	476	5	9	556	2	2	1000	0	1	1	4.9	2	0	3	1	1	1	27	23.5	
at Illinois State	02-08-15*	31	4	11	364	0	4	000	6	7	857	4	6	10	5.1	3	0	3	1	0	4	14	23.0	
UNI	02-13-15*	33	10	18	556	4	8	500	6	6	1000	0	4	4	5.0	2	0	4	3	2	1	30	23.3	

WENDELL CAREER STATISTICS

WENDELL CAREER STATISTICS																									
					Total			3-Point			F-Throw			Rebounds											
Year	GP	GS	Min	Avg	FG	FGA	Pct	FG	FGA	Pct	FT	FTA	Pct	Off	Def	Tot	Avg	PF	FO	Ast	TO	Blk	Stl	Pts	Avg
2013-14	32	30	970	30.3	184	394	.467	61	158	.386	107	141	.759	48	122	170	5.3	85	5	69	95	15	54	536	16.8
2014-15	23	23	757	32.9	200	400	.500	53	142	.373	84	108	.778	25	91	116	5.0	43	1	60	52	9	49	537	23.3
TOTAL	55	53	1727	31.4	384	794	.484	114	300	.380	191	249	.767	73	213	286	5.2	128	6	129	147	24	103	1073	19.5

Sophomore Year (2014-15): Dropped 30 points in win over UNI on Feb. 13 ... had 17 points in comeback win over Wichita State and push her over 1,000 career points ... only fourth sophomore to accomplish the feat ... only player in the NCAA to tally 40 or more points in two games this season ... equaled her career-high with 43 points in OT win over Missouri State (Jan. 30) ... snagged career-best six steals in Indiana State (Jan. 23) win ... scored 43 points along with career-best seven three's against Iowa ... 43 points against Iowa are a record for a regulation game at the Knapp Center ... named MVC Player of the Week on Nov. 24, Dec. 22 & Jan. 26 & Feb. 2 ... earned MVP at UTSA Thanksgiving Classic along with being named to the All-Tournament team.

Freshman Year (2013-14): Poured in a career-high 35 points against UNI on March 2 ... is just the 10th MVC freshman and third Drake freshman to score 400-plus in their Valley debut seson ... played all 40 minutes against Wichita State on Feb. 14 finished with team-high 20 points, nine boards and five assists ... hit six three-pointers on way to 28 points at Evansville on Feb. 6 ... had 23 points against UNI on Feb. 2 in a career-high 40 minutes ... dropped a then career-high 29 points on Bradley on Jan. 26 ... poured in 22 points in SIUE win to set her then career mark ... ripped down her first career double-double in the win over Idaho State with 20 points and career-best 11 rebounds ... dropped a then career-high 15 points against Iowa State ... scored 13 points off the bench in the win over Creighton ... scored seven-straight points at one key stretch in the first half against the Bluejays ... named MVC Newcomer of the Week on Nov. 11, Dec. 2, Dec. 31, Feb. 3, Feb. 10 and Feb. 17, March 3 and March 10... first Bulldog to win newcomer award eight times in one season ... earned first career start at Colorado State ... ripped down career-high seven rebounds at South Dakota ... named to MVC All-Freshman team ... selected to the All-MVC first team ... Co-MVC Freshman of the Year.

Prep: Four-year letterwinner at Blue Springs High School in Blue Springs, Mo. ... helped the Wildcats qualify for the state tournament all four years ... team finished second three times in each of her first three seasons and third her senior season ... won the DiRenna Award, which annually honors the girls basketball players in metropolitan Kansas City ... selected first-team all-state her junior and senior seasons ... played volleyball and ran track her first three years.

Personal: Born Sept., 1994 in Blue Springs, Mo. ... daughter of Mike and Gina Wendell ... has seven sisters, Tara, Megan, Kristin, Jennifer, Maria, Abby, Grace and one brother, Joe ... elementary education major.



Kyndal Clark #4

Guard
5-5
Senior
Webb City, Mo.
Webb City

CLARK 2014-15 GAME-BY-GAME STATISTICS

Opponent	Date	GS	Min	FG	FGA	Pct	3FG	FGA	Pct	FT	FTA	Pct	Off	Def	Tot	Avg	PF	FO	A	TO	Blk	Stl	Pts	Avg
SOUTH DAKOTA	11-14-14*	37	5	12	417	3	9	.333	4	4	1.000	1	3	4	4.0	2	0	2	4	0	0	17	17.0	
OUT FOR SEASON (KNEE INJURY)																								

CAREER HIGHS

Points.....	41.....	UNI (3-2-14)
Rebounds.....	11.....	Chicago State (12-2-12)
Assists.....	10.....	Southern Illinois (3-7-13)
Blocks.....	1.....	at UNI (2-2-14)[10]
Steals.....	7.....	Bradley (1-25-13)
FG Made.....	14.....	UNI (3-2-14)
FG Att.....	23.....	UNI (3-2-14)
3PT Made.....	10.....	Loyola (1-24-14)
3PT Att.....	16.....	Evansville (3-14-14)
FT Made.....	12.....	SIUE (12-17-13)[2]
FT Att.....	18.....	at South Dakota (11-21-13)
Minutes.....	43.....	UNI (3-2-14)

SEASON HIGHS

Points.....	17.....	South Dakota (11-14-14)
Rebounds.....	4.....	South Dakota (11-14-14)
Assists.....	2.....	South Dakota (11-14-14)
Blocks.....		
Steals.....		
FG Made.....	5.....	South Dakota (11-14-14)
FG Att.....	12.....	South Dakota (11-14-14)
3PT Made.....	3.....	South Dakota (11-14-14)
3PT Att.....	9.....	South Dakota (11-14-14)
FT Made.....	4.....	South Dakota (11-14-14)
FT Att.....	4.....	South Dakota (11-14-14)
Minutes.....	37.....	South Dakota (11-14-14)

CLARK CAREER STATISTICS

Year	GP	GS	Min	Avg	Total FG FGA Pct	3-Point FG FGA Pct	F-Throw FT FTA Pct	Rebounds Off Def Tot Avg	PF	FO	Ast	TO	Blk	Stl	Pts	Avg
2011-12	34	34	1064	31.3	110 299 .368	46 128 .359	66 86 .767	23 90 113 3.3	61	1	70	84	5	33	332	9.8
2012-13	31	31	1009	32.5	146 413 .354	57 175 .326	104 133 .782	41 101 142 4.6	45	0	111	82	5	77	453	14.6
2013-14	32	32	1116	34.9	202 478 .423	116 282 .411	96 142 .676	20 143 163 5.1	52	0	87	52	4	61	616	19.3
2014-15	1	1	37	37.0	5 12 .417	3 9 .333	4 41.000	1 3 4 4.0	2	0	2	4	0	0	17	17.0
TOTAL	98	98	3226	32.9	463 1202 .385	222 594 .374	270 365 .740	85 337 422 4.3	160	1	270	222	14	171	1418	14.5

Senior Year (2014-15): Scored 17 points in South Dakota game ... suffered season-ending knee injury in the game.

Junior Year (2013-14): Named 2014 Jackie Stiles MVC Player of the Year ... selected to All-MVC First Team ... new single-season school and MVC-record holder for three-pointers in a season with 116 ... dropped in a career-high 41 points against UNI on March 2 ... drilled a school record 10 three-pointers against Loyola and finished with 36 points ... scored 38 points against Missouri State on Feb. 16 ... scored against SIUE on Dec. 17 ... scored a team-high 19 points in the win over Creighton ... scored 26 points at South Dakota on Nov. 21... went 12-for-18 from free throw line at South Dakota, both career highs ... added eight boards, four assists and four steals against Coyotes ... named MVC Player of the Week on Dec. 23 & Jan. 28 & Feb. 17.

Sophomore Year (2012-13): Named to the All-MVC Second Team and All-Defensive Team ... averaged a team-leading 14.6 points per game, which ranked third in the conference ... named MVC Player of the Week on Feb. 25 ... dished out a career-high 10 assists in the SIU win ... scored 23 points and had eight assists in the win at UNI ... scored 22 points at Bradley ... had a career-high seven steals in the win over Bradley ... poured in a career-high 26 points in the loss at Missouri State ... scored 21 points in the season opener against South Dakota ... had 22 points against Illinois at Chicago ... pulled down a career-best 11 rebounds against Chicago State.

Freshman Year (2011-12): Named to the All-MVC Freshman Team ... started all 34 games for the Bulldogs in her initial season ... averaged 9.8 points per game, good for second on the team ... hit 46-of-128 three-pointers (37 percent) to lead the team ... scored career-high 21 points against UNI on Feb. 26 ... scored 13 points with a career-high seven rebounds and three assists against Missouri State on Feb. 2 ... scored in double figures in 17 games ... two-time MVC newcomer of the week.

Personal: Born Oct., 1992 in Springfield, Mo. ... daughter of Lisa Clark ... has one sister, Kylie ... information systems major.



Emma Donahue #5

Center
6-3
Sophomore
Naperville, Ill.
Naperville Central

DONAHUE 2014-15 GAME-BY-GAME STATISTICS



Center

6-3

Sophomore

Naperville, Ill.

Naperville Central

CAREER HIGHS

Points.....13.....at South Dakota (11-21-13)

Rebounds.....5.....at South Dakota (11-21-13)

Assists.....1.....Coastal Carolina (11-30-13)[2]

Blocks.....4.....Illinois State (1-9-15)

Steals.....1.....at Loyola Chicago (1-2-15)[7]

FG Made.....6.....at Indiana State (1-05-14)

FG Att.....9.....Coastal Carolina (11-30-13)

3PT Made.....1.....at South Dakota (11-21-13)

3PT Att.....2.....at South Dakota (11-21-13)[2]

FT Made.....6.....at Missouri State (1-18-14)

FT Att.....6.....at Missouri State (1-18-14)

Minutes.....18.....at Southern Illinois (2-08-14)[2]

SEASON HIGHS

Points.....6.....at Idaho State (12-6-14)

Rebounds.....3.....at Southern Illinois (2-6-15)[2]

Assists.....1.....Northwestern College (12-18-14)

Opponent	Date	GS	Min	FG	FGA	Pct	3FG	FGA	Pct	FT	FTA	Pct	Off	Def	Tot	Avg	PF	FO	A	TO	Blk	Stl	Pts	Avg
SOUTH DAKOTA	11-14-14	5	0	0	.000	0	0	.000	0	0	.000	0	0	0	0.0	1	0	0	0	1	0	0	0.0	
at Iowa State	11-18-14	3	0	1	.000	0	0	.000	0	0	.000	0	0	0	0.0	0	0	0	0	0	0	0	0.0	
at SIUE	11-20-14	5	0	1	.000	0	0	.000	1	3	.333	0	0	0	0.0	3	0	0	1	0	1	1	0.3	
WISCONSIN	11-23-14	5	0	1	.000	0	0	.000	0	0	.000	1	0	1	0.3	0	0	0	1	0	0	0	0.3	
at UTSA	11-28-14	5	0	1	.000	0	0	.000	0	0	.000	1	0	1	0.4	1	0	0	0	0	0	0	0.2	
vs Fordham	11-30-14	5	1	11	.000	0	0	.000	0	0	.000	0	0	0	0.3	0	0	0	0	0	0	2	0.5	
COLORADO STATE	12-03-14	5	0	0	.000	0	0	.000	0	0	.000	0	0	0	0.3	2	0	0	0	1	0	0	0.4	
at Idaho State	12-06-14	10	2	4	.500	0	1	.000	2	2	1.000	0	3	3	0.6	1	0	0	0	0	0	6	1.1	
at Creighton	12-14-14	1	0	0	.000	0	0	.000	0	0	.000	0	0	0	0.6	0	0	0	0	0	0	0	1.0	
NORTHWESTERN	12-18-14	12	2	2	1.000	0	0	.000	0	0	.000	0	1	1	0.6	0	0	1	2	0	0	4	1.3	
IOWA	12-21-14	DNP																						
at Loyola Chicago	01-02-15	11	0	0	.000	0	0	.000	0	0	.000	0	3	3	0.8	2	0	0	0	1	1	0	1.2	
at Bradley	01-04-15	10	1	2	.500	0	0	.000	1	2	.500	1	0	1	0.8	1	0	0	0	2	0	3	1.3	
ILLINOIS STATE	01-09-15	12	2	3	.667	0	0	.000	0	0	.000	0	2	2	0.9	0	0	1	0	4	1	4	1.5	
SOUTHERN ILLINOIS	01-11-15	6	0	0	.000	0	0	.000	0	0	.000	0	1	1	0.9	0	0	0	1	2	0	0	1.4	
at UNI	01-16-15	DNP																						
at Indiana State	01-23-15	3	0	0	.000	0	0	.000	0	0	.000	0	0	0	0.9	0	0	0	0	0	0	0	1.3	
at Evansville	01-25-15	4	1	1	1.000	0	0	.000	0	0	.000	2	0	2	0.9	0	0	0	1	0	0	2	1.4	
MISSOURI STATE	01-30-15	1	0	0	.000	0	0	.000	0	0	.000	0	0	0	0.9	1	0	0	0	2	0	0	1.3	
WICHITA STATE	02-01-15	DNP																						
at Southern Illinois	02-06-15	7	1	3	.333	0	0	.000	0	0	.000	3	0	3	1.0	1	0	0	0	0	0	2	1.3	
at Illinois State	02-08-15	7	1	1	1.000	0	0	.000	0	0	.000	0	1	1	1.0	2	0	0	1	0	0	2	1.4	
UNI	02-13-15	2	0	1	.000	0	0	.000	0	0	.000	1	0	1	1.0	0	0	0	1	0	0	0	1.3	

CAREER HIGHS

Points.....13.....at South Dakota (11-21-13)
Rebounds.....5.....at South Dakota (11-21-13)
Assists.....1.....Coastal Carolina (11-30-13)[2]
Blocks.....4.....Illinois State (1-9-15)
Steals.....1.....at Loyola Chicago (1-2-15)[7]
FG Made.....6.....at Indiana State (1-05-14)
FG Att.....9.....Coastal Carolina (11-30-13)
3PT Made.....1.....at South Dakota (11-21-13)
3PT Att.....2.....at South Dakota (11-21-13)[2]
FT Made.....6.....at Missouri State (1-18-14)
FT Att.....6.....at Missouri State (1-18-14)
Minutes.....18.....at Southern Illinois (2-08-14)[2]

SEASON HIGHS

Points.....6.....at Idaho State (12-6-14)
Rebounds.....3.....at Southern Illinois (2-6-15)[2]
Assists.....1.....Northwestern College (12-18-14)
Blocks.....4.....Illinois State (1-9-15)
Steals.....1.....at Loyola Chicago (1-2-15)[2]
FG Made.....2.....at Idaho State (12-6-14)
FG Att.....4.....at Idaho State (12-6-14)
3PT Made.....
3PT Att.....1.....at Idaho State (12-6-14)
FT Made.....2.....at Idaho State (12-6-14)
FT Att.....3.....at SIUE (11-20-14)
Minutes.....12.....Northwestern College (12-18-14)

DONAHUE CAREER STATISTICS

Year	GP	GS	Min	Avg	FG	FGA	Pct	3-Point	FG	FGA	Pct	F-Throw	FT	FTA	Pct	Rebounds	Off	Def	Tot	Avg	PF	FO	Ast	TO	Blk	Stl	Pts	Avg
2012-13	17	0	73	4.3	11	25	.440	0	1	1.000		0	1	.000		7	8	15	0.9		4	0	0	8	8	4	22	1.3
2013-14	27	0	210	7.8	39	73	.534	1	5	2.00		12	13	.923		11	26	37	1.4		21	0	4	16	13	2	91	3.4
2014-15	20	0	119	6.0	11	22	.500	0	1	1.000		4	7	.571		9	11	20	1.0		15	0	2	8	13	3	26	1.3
TOTAL	64	0	402	6.3	61	120	.508	1	7	1.43		16	21	.762		27	45	72	1.1		40	0	6	32	34	9	139	2.2


Junior Year (2014-15): Had season-high six points in Idaho State (Dec. 6) win

Sophomore Year (2013-14): Scored a career-high 13 points and pulled down career-high five boards in South Dakota win, including her first career three-pointer.

Freshman Year (2012-13): Saw action in 17 games ... scored a career-high eight points in the win over Missouri State in the first round of the MVC tournament in St. Charles, Mo. ... grabbed a career-best four rebounds against Illinois at Chicago.

Prep: Earned four-straight all-DuPage Valley Conference nods and three-straight Illinois Class 4A all-state mentions, including a second-team honor her senior year ... team captain and MVP her senior season ... played volleyball her first two years of high school.

Personal: Born Oct., 1993 in Hinsdale, Ill. ... daughter of Tom and Kristine Donahue ... has one brother, Ryan ... father played basketball at Penn State ... elementary education major.



Liza Heap #11

Forward

6-0

Senior

Highlands Ranch, Colo.

Highlands Ranch

CAREER HIGHS

Points.....18.....at Colorado State (11-16-18)

Rebounds.....9.....Iowa (12-21-14)[3]

Assists.....6.....Idaho State (12-05-13)

Blocks.....2.....vs. Creighton (11-8-13)

Steals.....4.....Iowa (12-21-14)

FG Made.....6.....Cornell (11-29-13)[2]

FG Att.....11.....at Bradley (2-21-13)

3PT Made.....4.....at Colorado State (11-16-13)

3PT Att.....6.....at Colorado State (11-16-18)[2]

FT Made.....6.....Creighton (2-2-13)

FT Att.....7.....Creighton (2-2-13)

Minutes.....45.....UNI (3-2-14)

SEASON HIGHS

Points.....7.....UNI (2-13-15)[2]

Rebounds.....9.....Iowa (12-21-14)

Assists.....4.....Illinois State (1-9-15)[3]

Blocks.....1.....vs. Fordham (11-30-14)

Steals.....4.....Iowa (12-21-14)

FG Made.....2.....South Dakota (11-14-14)

FG Att.....3.....at SIUE (11-20-14)[2]

3PT Made.....1.....Wichita State (2-1-15)[5]

3PT Att.....4.....vs. Fordham (11-30-14)[2]

FT Made.....1.....at Creighton (12-14-14)[2]

FT Att.....2.....at Creighton (12-14-14)[2]

Minutes.....36.....Iowa (12-21-14)

HEAP 2014-15 GAME-BY-GAME STATISTICS

Opponent	Date	GS	Min	FG	FGA	Pct	3FG	FGA	Pct	FT	FTA	Pct	Off	Def	Tot	Avg	PF	FO	A	TO	Blk	Stl	Pts	Avg
SOUTH DAKOTA	11-14-14*	27	2	3	.667	0	0	.000	0	0	.000	0	4	4	4.0	2	0	1	2	0	0	4	4.0	
at Iowa State	11-18-14*	23	0	2	.000	0	2	.000	0	0	.000	0	3	3	3.5	3	0	0	1	0	1	0	2.0	
at SIUE	11-20-14*	22	1	3	.333	1	3	.333	1	2	.500	4	3	7	4.7	4	0	1	2	0	1	4	2.7	
WISCONSIN	11-23-14*	34	1	3	.333	1	1	1.000	0	0	.000	2	2	4	4.5	3	0	4	1	0	3	3	2.8	
at UTSA	11-28-14*	25	0	0	.000	0	0	.000	0	2	.000	2	3	5	4.6	4	0	0	3	0	1	0	2.2	
vs Fordham	11-30-14*	33	1	4	.250	1	4	.250	0	0	.000	2	3	5	4.7	3	0	1	1	1	1	3	2.3	
COLORADO STATE	12-03-14*	30	0	1	.000	0	1	.000	0	0	.000	1	1	2	4.3	4	0	0	2	0	1	0	2.0	
at Idaho State	12-06-14*	19	1	1	1.000	1	1	1.000	0	0	.000	0	1	1	3.9	2	0	0	0	0	0	3	2.1	
at Creighton	12-14-14*	24	1	1	1.000	1	1	1.000	1	2	.500	0	2	2	3.7	2	0	1	2	0	2	4	2.3	
NORTHWESTERN	12-18-14*	19	3	3	1.000	1	1	1.000	0	0	.000	1	3	4	3.7	1	0	3	0	0	2	7	2.8	
IOWA	12-21-14*	36	1	4	.250	0	3	.000	0	1	.000	5	4	9	4.2	4	0	3	0	0	4	2	2.7	
at Loyola Chicago	01-02-15*	24	1	4	.250	1	3	.333	0	0	.000	0	0	0	3.8	1	0	4	1	0	0	3	2.8	
at Bradley	01-04-15*	21	0	2	.000	0	1	.000	0	0	.000	4	2	6	4.0	3	0	1	2	0	0	0	2.5	
ILLINOIS STATE	01-09-15*	27	1	3	.333	0	1	.000	0	0	.000	2	0	2	3.9	0	0	4	2	0	1	2	2.5	
SOUTHERN ILLINOIS	01-11-15*	25	0	0	.000	0	0	.000	0	0	.000	0	0	0	3.6	1	0	0	1	0	3	0	2.3	
at UNI	01-16-15*	17	0	1	.000	0	1	.000	0	0	.000	2	2	4	3.6	0	0	1	0	0	1	0	2.2	
at Indiana State	01-23-15*	10	0	0	.000	0	0	.000	0	0	.000	0	1	1	3.5	0	0	1	2	0	0	0	2.1	
at Evansville	01-25-15*	20	2	3	.667	1	1	1.000	0	2	.000	1	3	4	3.5	1	0	3	1	0	0	5	2.2	
MISSOURI STATE	01-30-15*	22	1	1	1.000	0	0	.000	1	1	1.000	2	1	3	3.5	1	0	1	0	0	0	3	2.3	
WICHITA STATE	02-01-15*	21	1	3	.333	1	3	.333	1	2	.500	0	3	3	3.5	1	0	0	2	0	2	4	2.4	
at Southern Illinois	02-06-15*	23	1	1	1.000	0	0	.000	0	0	.000	1	2	3	3.4	1	0	1	2	0	1	2	2.3	
at Illinois State	02-08-15*	17	1	3	.333	0	2	.000	0	0	.000	1	3	4	3.5	0	0	0	2	0	0	2	2.3	
UNI	02-13-15*	29	3	5	.600	1	2	.500	0	0	.000	3	2	5	3.5	3	0	1	0	0	0	7	2.5	

CAREER HIGHS	
Points.....	18..... at Colorado State (11-16-18)
Rebounds.....	9..... Iowa (12-21-14)[3]
Assists.....	6..... Idaho State (12-05-13)
Blocks.....	2..... vs. Creighton (11-8-13)
Steals.....	4..... Iowa (12-21-14)
FG Made.....	6..... Cornell (11-29-13)[2]
FG Att.....	11..... at Bradley (2-21-13)
3PT Made.....	4..... at Colorado State (11-16-13)
3PT Att.....	6..... at Colorado State (11-16-18)[2]
FT Made.....	6..... Creighton (2-2-13)
FT Att.....	7..... Creighton (2-2-13)
Minutes.....	45..... UNI (3-2-14)
SEASON HIGHS	
Points.....	7..... UNI (2-13-15)[2]
Rebounds.....	9..... Iowa (12-21-14)
Assists.....	4..... Illinois State (1-9-15)[3]
Blocks.....	1..... vs. Fordham (11-30-14)
Steals.....	4..... Iowa (12-21-14)
FG Made.....	2..... South Dakota (11-14-14)
FG Att.....	3..... at SIUE (11-20-14)[2]
3PT Made.....	1..... Wichita State (2-1-15)[5]
3PT Att.....	4..... vs. Fordham (11-30-14)[2]
FT Made.....	1..... at Creighton (12-14-14)[2]
FT Att.....	2..... at Creighton (12-14-14)[2]
Minutes.....	36..... Iowa (12-21-14)

HEAP CAREER STATISTICS																										
					Total			3-Point			F-Throw			Rebounds												
Year	GP	GS	Min	Avg	FG	FGA	Pct	FG	FGA	Pct	FT	FTA	Pct	Off	Def	Tot	Avg	PF	FO	Ast	TO	Blk	Stl	Pts	Avg	
2011-12	24	3	340	14.2	13	38	.342	3	8	.375	5	16	.313	8	26	34	1.4	22	0	8	21	3	10	34	1.4	
2012-13	30	9	561	18.7	34	83	.410	11	31	.355	16	25	.640	34	41	75	2.5	34	1	27	30	3	15	95	3.2	
2013-14	32	32	996	31.1	61	132	.462	26	71	.366	14	18	.778	49	104	153	4.8	69	0	49	38	6	31	162	5.1	
2014-15	23	23	548	23.8	22	51	.431	10	31	.323	4	12	.333	33	48	81	3.5	44	0	31	29	1	24	58	2.5	
TOTAL	109	67	2445	22.4	130	304	.428	50	141	.355	39	71	.549	124	219	343	3.1	169	1	115	118	13	80	349	3.2	


Senior Year (2014-15): Tied season-high with seven points in win over UNI on Feb. 13 ... pulled down season-high nine boards against Iowa (Dec. 21) ...

Junior Year (2013-14): Earned honorable mention All-MVC Scholar-Athlete honors ... played all 45 minutes in overtime loss to UNI on March 2 ... two other times played all 40 minutes in a game (Wichita State, Feb. 14 and Indiana State, March 6) ... dished out a career-high six assists against Idaho State ... dropped a career-high 18 points, including a career-best 4-of-6 from the three-point line at Colorado State ... first time playing as a Bulldog in her home state.

Sophomore Year (2012-13): Recipient of the MVC Commissioner's Academic Excellence Award ... matched her career-high in points with 12 at Bradley ... appeared in every game but one ... started her first game of the season against Wichita State on Feb. 14 and scored eight points and grabbed a career-high eight boards ... started the last nine games of the season ... averaged 3.2 points and 2.5 rebounds per game ... scored a career-high 12 points and grabbed five rebounds in the opener against South Dakota.

Freshman Year (2011-12): Appeared in 24 games for the Bulldogs in her initial season, including three starts ... scored a career-high four points against Wichita State on March 10 in MVC tournament semifinal game ... pulled down a career-high five rebounds against Illinois State in MVC tournament.

Personal: Born March, 1993 in Aurora, Colo. ... daughter of John and Suzi Heap ... sister, Lauren played soccer at Xavier ... triple major in biology, neuroscience and psychology.



Paige Greiner #15

Guard
5-5
Freshman
Williamsburg, Iowa
Williamsburg

CAREER HIGHS/SEASON HIGHS

Points.....12.....Wichita State (2-1-15)
Rebounds.....3.....at Evansville (1-25-15)
Assists.....6.....Illinois State (1-9-15)
Blocks.....
Steals.....1.....at Bradley (1-5-15)(3)
FG Made.....3.....at Loyola Chicago (1-2-15)
FG Att.....5.....at Loyola Chicago (1-2-15)
3PT Made.....4.....Wichita State (2-1-15)
3PT Att.....4.....Wichita State (2-1-15)
FT Made.....3.....at Illinois State (2-8-15)
FT Att.....3.....at Illinois State (2-8-15)
Minutes.....27.....at Evansville (1-27-15)

GREINER 2014-15 GAME-BY-GAME STATISTICS


Opponent	Date	GS	Min	FG	FGA	Pct	3FG	FGA	Pct	FT	FTA	Pct	Off	Def	Tot	Avg	PF	FO	A	TO	Blk	Stl	Pts	Avg
SOUTH DAKOTA	11-14-14	DNP																						
at Iowa State	11-18-14	13	2	2	1.000	1	1	1.000	0	0	.000	0	1	1	1.0	1	0	1	2	0	0	5	5.0	
at SIUE	11-20-14	9	1	5	.200	1	3	.333	0	0	.000	2	0	2	1.5	2	0	0	0	0	0	3	4.0	
WISCONSIN	11-23-14	8	2	2	1.000	2	2	1.000	0	0	.000	0	1	1	1.3	2	0	0	1	0	0	6	4.7	
at UTSA	11-28-14	8	0	1	.000	0	1	.000	2	2	1.000	0	0	0	1.0	0	0	0	2	0	0	2	4.0	
vs Fordham	11-30-14	7	2	2	1.000	1	1	1.000	0	0	.000	0	0	0	0.8	0	0	0	2	0	0	5	4.2	
COLORADO STATE	12-03-14	7	0	4	.000	0	4	.000	0	0	.000	0	0	0	0.7	0	0	1	1	0	0	0	3.5	
at Idaho State	12-06-14	14	1	1	1.000	1	1	1.000	0	0	.000	0	0	0	0.6	0	0	1	1	0	1	3	3.4	
at Creighton	12-14-14	12	0	0	.000	0	0	.000	2	2	1.000	0	1	1	0.6	1	0	2	1	0	0	2	3.3	
NORTHWESTERN	12-18-14	17	1	3	.333	1	2	.500	0	0	.000	0	1	1	0.7	1	0	0	0	0	0	3	3.2	
IOWA	12-21-14	7	0	2	.000	0	2	.000	0	0	.000	0	2	2	0.8	4	0	1	1	0	0	0	2.9	
at Loyola Chicago	01-02-15	16	3	5	.600	2	3	.667	0	0	.000	1	0	1	0.8	1	0	1	1	0	1	8	3.4	
at Bradley	01-04-15	21	1	3	.333	1	3	.333	0	0	.000	0	1	1	0.8	0	0	2	1	0	1	3	3.3	
ILLINOIS STATE	01-09-15	19	2	3	.667	2	3	.667	0	0	.000	0	1	1	0.8	4	0	6	3	0	0	6	3.5	
SOUTHERN ILLINOIS	01-11-15	7	1	1	1.000	1	1	1.000	0	0	.000	0	0	0	0.8	0	0	0	0	0	0	3	3.5	
at UNI	01-16-15	12	1	1	1.000	1	1	1.000	0	0	.000	1	1	2	0.9	0	0	0	0	0	0	3	3.5	
at Indiana State	01-23-15	13	1	2	.500	1	2	.500	0	0	.000	0	2	2	0.9	0	0	0	2	0	0	3	3.4	
at Evansville	01-25-15	27	1	2	.500	1	2	.500	2	2	1.000	0	3	3	1.1	0	0	4	0	0	0	5	3.5	
MISSOURI STATE	01-30-15	10	1	4	.250	1	4	.250	0	0	.000	0	0	0	1.0	0	0	0	1	0	0	3	3.5	
WICHITA STATE	02-01-15	19	4	4	1.000	4	4	1.000	0	0	.000	0	0	0	0.9	1	0	0	0	0	0	12	3.9	
at Southern Illinois	02-06-15	15	1	2	.500	1	2	.500	0	0	.000	0	2	2	1.0	1	0	1	0	0	0	3	3.9	
at Illinois State	02-08-15	22	0	2	.000	0	2	.000	3	3	1.000	1	1	2	1.0	2	0	3	1	0	0	3	3.9	
UNI	02-13-15	20	1	3	.333	1	2	.500	1	2	.500	1	2	3	1.1	1	0	1	0	0	0	4	3.9	

GREINER CAREER STATISTICS																									
					Total			3-Point			F-Throw			Rebounds											
Year	GP	GS	Min	Avg	FG	FGA	Pct	FG	FGA	Pct	FT	FTA	Pct	Off	Def	Tot	Avg	PF	FO	Ast	TO	Blk	Stl	Pts	Avg
2014-15	22	0	303	13.8	26	54	.481	23	46	.500	10	11	.909	6	19	25	1.1	21	0	24	20	0	3	85	3.9
TOTAL	22	0	303	13.8	26	54	.481	23	46	.500	10	11	.909	6	19	25	1.1	21	0	24	20	0	3	85	3.9

Freshman Year (2014-15): Went 4-for-4 from behind three-point line in Wichita State win on Feb. 1 ... made a key three-pointer with 13 seconds left in first half of win at Indiana State (Jan. 23) ... dished out career-high six assists in win over Illinois State (Jan. 9) ... scored career-high eight points in the win against Loyola (Jan. 2) ... knocked down two key three-pointers in the win over Wisconsin (Nov. 23).

Prep: Four-year letterwinner ... 2014 3A Player of the Year by the Iowa Basketball Coaches Association ... two-time all-state selection ... helped Williamsburg High School qualify for the 2014 state tournament ... graduated as the all-time leading scorer, assist holder and three-pointers made in Williamsburg history ... first team all-conference and all-district selection ... lettered four years in track and was a four-time qualifier for the Drake Relays ... member of second place 4x200 relay team at 2012 state track meet ... also lettered three years in softball.

Personal: Born July, 1995 in Iowa City, Iowa ... daughter of Jay and Mary Greiner ... has two brothers, Tyler and Derek ... psychology major.



Maddy Dean #20

Guard
5-9
Freshman
Jordan, Minn.
Jordan

CAREER HIGHS/SEASON HIGHS

Points.....27.....at Illinois State (2-8-15)
Rebounds.....16.....at Evansville (1-25-15)
Assists.....4.....Illinois State (1-9-15)[2]
Blocks.....2.....Wichita State (2-1-15)
Steals.....3.....Missouri State (1-30-15)[2]
FG Made.....9.....at Illinois State (2-8-15)
FG Att.....19.....UNI (2-13-15)
3PT Made.....5.....at Evansville (1-25-15)
3PT Att.....11.....at Evansville (1-25-15)
FT Made.....7.....at Loyola Chicago (1-2-15)
FT Att.....8.....at Illinois State (2-8-15)[2]
Minutes.....38.....Missouri State (1-30-15)

DEAN 2014-15 GAME-BY-GAME STATISTICS

Opponent	Date	GS	Min	FG	FGA	Pct	3FG	FGA	Pct	FT	FTA	Pct	Off	Def	Tot	Avg	PF	FO	A	TO	Blk	Stl	Pts	Avg
SOUTH DAKOTA	11-14-14	18	3	8	.375	2	6	.333	0	0	.000	1	5	6	6.0	2	0	0	0	0	1	8	8.0	
at Iowa State	11-18-14	27	4	14	.286	2	7	.286	3	3	1.000	3	4	7	6.5	1	0	1	1	0	1	13	10.5	
at SIUE	11-20-14	20	1	8	.125	1	6	.167	1	2	.500	1	1	2	5.0	3	0	0	2	0	2	4	8.3	
WISCONSIN	11-23-14	19	5	9	.556	3	6	.500	0	0	.000	1	3	4	4.8	0	0	1	0	0	0	13	9.5	
at UTSA	11-28-14	25	5	13	.385	1	5	.200	2	3	.667	0	7	7	5.2	2	0	2	3	0	1	13	10.2	
vs Fordham	11-30-14	15	2	6	.333	0	4	.000	0	2	.000	0	4	4	5.0	3	0	1	2	0	0	4	9.2	
COLORADO STATE	12-03-14	27	3	10	.300	3	8	.375	0	0	.000	0	2	2	4.6	0	0	1	0	1	0	9	9.1	
at Idaho State	12-06-14	26	3	9	.333	2	5	.400	1	2	.500	1	3	4	4.5	3	0	2	4	0	1	9	9.1	
at Creighton	12-14-14	25	3	11	.273	1	5	.200	3	3	1.000	2	8	10	5.1	0	0	2	1	1	0	10	9.2	
NORTHWESTERN	12-18-14	20	5	12	.417	0	4	.000	4	4	1.000	2	3	5	5.1	5	1	4	0	1	0	14	9.7	
IOWA	12-21-14	22	3	7	.429	3	7	.429	0	0	.000	0	4	4	5.0	2	0	0	0	0	0	9	9.6	
at Loyola Chicago	01-02-15*	31	6	14	.429	4	11	.364	7	8	.875	4	6	10	5.4	3	0	2	2	0	0	23	10.8	
at Bradley	01-04-15*	31	5	12	.417	0	6	.000	3	4	.750	0	6	6	5.5	2	0	4	1	1	2	13	10.9	
ILLINOIS STATE	01-09-15*	28	7	13	.538	2	5	.400	3	3	1.000	1	10	11	5.9	1	0	4	2	0	0	19	11.5	
SOUTHERN ILLINOIS	01-11-15*	33	3	8	.375	2	5	.400	0	0	.000	1	5	6	5.9	2	0	2	1	0	3	8	11.3	
at UNI	01-16-15*	33	5	12	.417	3	7	.429	3	4	.750	2	8	10	6.1	3	0	0	3	0	0	16	11.6	
at Indiana State	01-23-15*	33	4	14	.286	4	9	.444	2	2	1.000	0	9	9	6.3	3	0	1	4	0	2	14	11.7	
at Evansville	01-25-15*	33	8	16	.500	5	11	.455	2	2	1.000	2	14	16	6.8	2	0	2	3	0	2	23	12.3	
MISSOURI STATE	01-30-15*	38	5	16	.313	2	10	.200	2	2	1.000	1	5	6	6.8	2	0	3	4	0	3	14	12.4	
WICHITA STATE	02-01-15*	32	4	10	.400	1	6	.167	3	4	.750	0	7	7	6.8	2	0	2	3	2	0	12	12.4	
at Southern Illinois	02-06-15*	23	4	13	.308	1	7	.143	1	1	1.000	0	9	9	6.9	2	0	0	2	0	0	10	12.3	
at Illinois State	02-08-15*	35	9	15	.600	3	8	.375	6	8	.750	2	7	9	7.0	3	0	3	3	1	2	27	13.0	
UNI	02-13-15*	33	9	19	.474	0	6	.000	5	5	1.000	1	9	10	7.1	2	0	2	0	1	3	23	13.4	

DEAN CAREER STATISTICS																									
Year	GP	GS	Min	Avg	Total			3-Point			F-Throw			Rebounds			PF	FO	Ast	TO	Blk	Stl	Pts	Avg	
					FG	FGA	Pct	FG	FGA	Pct	FT	FTA	Pct	Off	Def	Tot									Avg
2014-15	23	12	627	27.3	106	269	.394	45	154	.292	51	62	.823	25	139	164	7.1	48	1	39	41	8	23	308	13.4
TOTAL	23	12	627	27.3	106	269	.394	45	154	.292	51	62	.823	25	139	164	7.1	48	1	39	41	8	23	308	13.4

Freshman Year (2014-15): Scored career-high 27 points in win over Illinois State on Feb. 8 ... named MVC Newcomer of the Week on Jan. 5 & 26 ... poured in career-high 23 points along with pulling down 10 rebounds in the Loyola (Jan. 2) win ... team's top scorer off the bench ... had 10 points and 10 boards against Creighton (Dec. 14) for her second career double-double ...

Prep: Earned all-state honors in each of her final three seasons ... helped Jordan High School capture three straight conference championships ... two-time MVP of the Minnesota River Valley Conference ... averaged 30.8 points per game and 12 rebounds per game her senior season ... nominated for 2014 Miss Minnesota basketball player of the year award.

Personal: Born April, 1996 in Shakopee, Minn. ... daughter of Joe and Ryn Dean ... has two brothers, Jackson and Camden ... actuarial science major.



Caitlin Ingle #22

Guard
5-8
Sophomore
Runnells, Iowa
Southeast Polk

INGLE 2014-15 GAME-BY-GAME STATISTICS

CAREER HIGHS

Points.....	20	Southern Illinois (1-11-15)
Rebounds.....	11	Missouri State (1-30-15)
Assists.....	15	at Southern Illinois (2-6-15)[2]
Blocks.....	2	at UNI (2-2-14)
Steals.....	5	Northwestern College (12-18-14)[2]
FG Made.....	9	Southern Illinois (1-11-15)
FG Att.....	22	Iowa (12-21-14)
3PT Made.....	4	Bradley (1-26-14)
3PT Att.....	9	Colorado State (12-3-14)
FT Made.....	5	at Indiana State (1-5-14)
FT Att.....	8	at Indiana State (1-5-14)
Minutes.....	42	UNI (3-2-14)

SEASON HIGHS

Points.....	20	Southern Illinois (1-11-15)
Rebounds.....	11	Missouri State (1-30-15)
Assists.....	15	at Southern Illinois (2-6-15)[2]
Blocks.....	1	at UNI (1-6-15)[4]
Steals.....	5	Northwestern College (12-18-14)[2]
FG Made.....	9	Southern Illinois (1-11-15)
FG Att.....	22	Iowa (12-21-14)
3PT Made.....	2	at UNI (1-16-15)[2]
3PT Att.....	9	Colorado State (12-3-14)
FT Made.....	4	at Southern Illinois (2-6-15)
FT Att.....	7	vs. Fordham (11-30-14)[2]
Minutes.....	40	Missouri State (1-30-15)

Opponent	Date	GS	Min	FG	FGA	Pct	3FG	FGA	Pct	FT	FTA	Pct	Off	Def	Tot	Avg	PF	FO	A	TO	Blk	Stl	Pts	Avg
SOUTH DAKOTA	11-14-14*	33	4	6	.667	0	1	.000	3	6	.500	0	4	4	4.0	3	0	6	3	0	3	11	11.0	
at Iowa State	11-18-14*	31	6	17	.353	2	7	.286	3	7	.429	0	4	4	4.0	3	0	2	2	1	3	17	14.0	
at SIUE	11-20-14*	36	6	13	.462	0	3	.000	0	2	.000	0	3	3	3.7	2	0	6	7	0	3	12	13.3	
WISCONSIN	11-23-14*	31	6	15	.400	0	1	.000	2	2	1.000	0	3	3	3.5	3	0	12	5	0	4	14	13.5	
at UTSA	11-28-14*	32	4	11	.364	0	0	.000	0	0	.000	2	3	5	3.8	5	1	7	4	0	0	8	12.4	
vs Fordham	11-30-14*	33	5	14	.357	0	2	.000	3	7	.429	1	7	8	4.5	1	0	2	3	0	5	13	12.5	
COLORADO STATE	12-03-14*	35	7	20	.350	2	9	.222	3	4	.750	1	8	9	5.1	2	0	4	4	0	0	19	13.4	
at Idaho State	12-06-14*	26	5	12	.417	1	3	.333	0	0	.000	1	1	2	4.8	2	0	7	5	0	4	11	13.1	
at Creighton	12-14-14*	34	5	11	.455	0	1	.000	5	7	.714	0	3	3	4.6	2	0	5	6	0	2	15	13.3	
NORTHWESTERN	12-18-14*	25	2	5	.400	0	1	.000	0	0	.000	0	4	4	4.5	0	0	7	2	1	5	4	12.4	
IOWA	12-21-14*	38	8	22	.364	0	4	.000	1	3	.333	0	4	4	4.5	4	0	10	2	0	2	17	12.8	
at Loyola Chicago	01-02-15*	30	1	5	.200	0	0	.000	0	0	.000	0	2	2	4.3	5	1	9	4	0	4	2	11.9	
at Bradley	01-04-15*	30	5	12	.417	1	2	.500	0	0	.000	1	5	6	4.4	0	0	15	2	1	1	11	11.8	
ILLINOIS STATE	01-09-15*	26	4	7	.571	0	0	.000	2	4	.500	0	1	1	4.1	1	0	8	2	0	3	10	11.7	
SOUTHERN ILLINOIS	01-11-15*	35	9	13	.692	0	0	.000	2	3	.667	0	4	4	4.1	2	0	6	5	0	0	20	12.3	
at UNI	01-16-15*	34	6	18	.333	2	2	1.000	2	2	1.000	1	5	6	4.3	3	0	3	4	1	1	16	12.5	
at Indiana State	01-23-15*	39	4	7	.571	0	2	.000	0	2	.000	1	4	5	4.3	3	0	9	6	0	1	8	12.2	
at Evansville	01-25-15*	18	0	3	.000	0	1	.000	0	0	.000	0	0	0	4.1	6	1	4	4	1	1	0	11.6	
MISSOURI STATE	01-30-15*	40	6	11	.545	1	2	.500	1	3	.333	1	10	11	4.4	1	0	10	6	1	4	14	11.7	
WICHITA STATE	02-01-15*	30	0	4	.000	0	0	.000	0	1	.000	0	1	1	4.3	2	0	5	7	0	1	0	11.1	
at Southern Illinois	02-06-15*	39	6	13	.462	1	1	1.000	4	4	1.000	1	5	6	4.3	2	0	15	3	1	0	17	11.4	
at Illinois State	02-08-15*	34	4	12	.333	0	2	.000	2	4	.500	0	10	10	4.6	1	0	4	3	0	0	10	11.3	
UNI	02-13-15*	34	3	9	.333	0	0	.000	2	2	1.000	0	9	9	4.8	1	0	7	3	0	2	8	11.2	

INGLE CAREER STATISTICS

INCE CAREER STATISTICS																											
Year					Total			3-Point			F-Throw			Rebounds													
	GP	GS	Min	Avg	FG	FGA	Pct	FG	FGA	Pct	FT	FTA	Pct	Off	Def	Tot	Avg	PF	FO	Ast	TO	Blk	Stl	Pts	Avg		
2013-14	32	15	842	26.3	112	240	.467	24	75	.320	33	70	.471	12	77	89	2.8	42	1	96	75	6	25	281	8.8		
2014-15	23	23	743	32.3	106	260	.408	10	44	.227	35	63	.556	10	100	110	4.8	54	3	163	92	7	49	257	11.2		
TOTAL	55	38	1585	28.8	218	500	.436	34	119	.286	68	133	.511	22	177	199	3.6	96	4	259	167	13	74	538	9.8		

Sophomore Year (2014-15): Had career-high 20 points in win over SIU on Jan. 11 ... scored 11 points and dished out a career-high 15 assists in the win over Bradley (Jan. 4) for her fifth career points/assist double-double ... the 15 assists tied for third most in a game in school history ... had third points/assists double-double in win over Wisconsin on Nov. 23 with 14 points and 12 assists ... nabbed a career-high five steals in Fordham win on Nov. 30.

Freshman Year (2013-14): Named to All-MVC Freshman team ... played a career-high 43 minutes against UNI on March 2 ... scored 15 points and 11 assists in her second double-double ... dropped career-high 17 points in UNI win ... had 16 points and 10 assists in Bradley win on Jan. 24 (first double-double) ... made first career start against Loyola on Jan. 24 ... dished out eight assists against Ramblers ... had Scored three points and added two rebounds against Wisconsin ... scored career-high 14 points in the Coastal Carolina win ... had 12 points in the South Dakota win.

Prep: Four-year letterwinner for Southeast Polk High School in Pleasant Hill ... three-time all-state selection ... three-time all-conference selection ... helped Southeast Polk win the Iowa Class 5-A state championship her senior season ... its the first 5 on 5 championship in school history ... Rams won CIML Central conference in her final two seasons ... helped lead Southeast Polk to the state tournament three times ... selected to the all-tournament team all three years and was named the all-tournament team captain her senior year ... earned all-region academic honors all four years ... was the 2011 Central Iowa Female Athlete of the Year.

Personal: Born April, 1995 in Des Moines ... daughter of Bud and Lynn Ingle ... one of five children ... has four older brothers (Chad, Cory, Cole and Cade) ... Cole played football at Drake ... Chad played baseball at UNI ... secondary education and English major.



Bry Mueller #23

Guard
5-5
Graduate
DePere, Wis.
DePere

CAREER HIGHS

Points.....3.....Northwestern College (12-18-14)
Rebounds.....2.....at Missouri State (1-18-14)
Assists.....1.....Illinois State (1-9-15)
Blocks.....1.....Northwestern College (12-18-14)
Steals.....
FG Made.....1.....Northwestern College (12-18-14)
FG Att.....2.....Northwestern College (12-18-14)
3PT Made.....1.....Northwestern College (12-18-14)
3PT Att.....2.....Northwestern College (12-18-14)
FT Made.....
FT Att.....1.....Illinois State (1-9-15)
Minutes.....7.....Northwestern College (12-18-14)

SEASON HIGHS

Points.....3.....Northwestern College (12-18-14)
Rebounds.....2.....Illinois State (1-9-15)
Assists.....1.....Illinois State (1-9-15)
Blocks.....1.....Northwestern College (12-18-14)
Steals.....
FG Made.....1.....Northwestern College (12-18-14)
FG Att.....2.....Northwestern College (12-18-14)
3PT Made.....1.....Northwestern College (12-18-14)
3PT Att.....2.....Northwestern College (12-18-14)
FT Made.....
FT Att.....1.....Illinois State (1-9-15)
Minutes.....7.....Northwestern College (12-18-14)

MUELLER 2014-15 GAME-BY-GAME STATISTICS

Opponent	Date	GS	Min	FG	FGA	Pct	3FG	FGA	Pct	FT	FTA	Pct	Off	Def	Tot	Avg	PF	FO	A	TO	Blk	Stl	Pts	Avg
SOUTH DAKOTA	11-14-14	DNP																						
at Iowa State	11-18-14	1	0	0	0.000	0	0	0.000	0	0	0.000	0	0	0	0.0	0	0	0	0	0	0	0	0.0	
at SIUE	11-20-14	DNP																						
WISCONSIN	11-23-14	DNP																						
UTSA	11-28-14	DNP																						
vs Fordham	11-30-14	DNP																						
COLORADO STATE	12-03-14	DNP																						
at Idaho State	12-06-14	DNP																						
at Creighton	12-14-14	DNP																						
NORTHWESTERN	12-18-14	7	1	2	.500	1	2	.500	0	0	.000	0	0	0	0.0	0	0	0	0	1	0	3	1.5	
IOWA	12-21-14	DNP																						
at Loyola Chicago	01-02-15	1	0	0	.000	0	0	.000	0	0	.000	0	0	0	0.0	0	0	0	0	0	0	0	1.0	
at Bradley	01-04-15	3	0	0	.000	0	0	.000	0	0	.000	0	1	1	0.3	0	0	0	1	0	0	0	0.8	
ILLINOIS STATE	01-09-15	6	0	0	.000	0	0	.000	0	1	.000	1	1	2	0.6	0	0	1	1	0	0	0	0.6	
SOUTHERN ILLINOIS	01-11-15	DNP																						
at UNI	01-16-15	DNP																						
at Indiana State	01-23-15	DNP																						
at Evansville	01-25-15	1	0	0	.000	0	0	.000	0	0	.000	0	0	0	0.5	0	0	0	0	0	0	0	0.5	
MISSOURI STATE	01-30-15	DNP																						
WICHITA STATE	02-02-15	DNP																						
at Southern Illinois	02-06-15	DNP																						
at Illinois State	02-08-15	2	0	0	.000	0	0	.000	0	0	.000	0	0	0	0.4	0	0	0	0	0	0	0	0.4	
UNI	02-13-15	2	0	0	.000	0	0	.000	0	0	.000	0	0	0	0.4	1	0	0	0	0	0	0	0.4	

MUELLER CAREER STATISTICS

MOSELER CAREER STATISTICS																											
Year					Total			3-Point			F-Throw			Rebounds													
	GP	GS	Min	Avg	FG	FGA	Pct	FG	FGA	Pct	FT	FTA	Pct	Off	Def	Tot	Avg	PF	FO	Ast	TO	Blk	Stl	Pts	Avg		
2013-14	2	0	5	2.5	0	1.000		0	0.000		0	0.000		3	1	3	1.5	0	0	0	1	0	0	0	0.0		
2014-15	8	0	23	2.9	1	2.500		1	2.500		0	1.000		1	2	3	0.4	1	0	1	2	1	0	3	0.4		
TOTAL	10	0	28	2.8	1	3.333		1	2.500		0	1.000		4	4	6	0.9	0	0	1	3	1	0	3	0.4		


Graduate Year (2014-15): Hit first career three-pointer along with scoring career-high three points in win over Northwestern College on Dec. 18 ... recorded first career assist in win over Illinois State (Jan. 9) ...

Senior Year (2013-14): Joined the team in late December ... was previously a team manager for one and a half seasons ... appeared in two games.

Air Force (2009-11): Spent two years at the Air Force Academy ... played on the academy's prep school team ... averaged 10 points her freshman year ... played on the club softball team her sophomore year.

Prep: Two-year letterwinner at Wrightstow High School in Wisconsin ... transferred to DePere High School her junior year ... lettered in basketball her junior and senior year ... lettered in softball in each of her first three years ... DePere qualified for the state tournament her senior season.

Personal: Born Nov., 1990 ... daughter of Mark and Nancy Mueller ... has two brothers, Adam and Brandon, and one sister, Amanda ... graduated with her undergraduate degree in marketing in the spring of 2014 ... working on her MBA in Drake's CPBA school.

Cortni Rush #34		RUSH 2014-15 GAME-BY-GAME STATISTICS																										
 Guard 5-10 Sophomore Mason City, Iowa North Iowa Area CC/Mason City	Opponent	Date	GS	Min	FG	FGA	Pct	3FG	FGA	Pct	FT	FTA	Pct	Off	Def	Tot	Avg	PF	FO	A	TO	Blk	Stl	Pts	Avg			
	SOUTH DAKOTA	11-14-14	10	0	1	.000	0	0	.000	0	0	.000	2	1	3	3.0	1	0	0	0	0	0	0	0	0.0			
	at Iowa State	11-18-14*	29	2	4	.500	0	2	.000	0	1	.000	2	3	5	4.0	2	0	1	0	0	2	4	2.0				
	at SIUE	11-20-14*	26	1	5	.200	0	3	.000	0	0	.000	2	3	5	4.3	3	0	1	0	0	0	2	2.0				
	WISCONSIN	11-23-14*	26	2	5	.400	0	2	.000	0	0	.000	3	5	8	5.3	1	0	0	3	0	0	4	2.5				
	at UTSA	11-28-14*	20	2	4	.500	0	2	.000	0	0	.000	1	3	4	5.0	0	0	1	1	0	0	4	2.8				
	vs Fordham	11-30-14*	18	1	3	.333	0	2	.000	0	0	.000	3	1	4	4.8	1	0	2	1	1	2	2	2.7				
	COLORADO STATE	12-03-14*	21	4	6	.667	4	5	.800	1	2	.500	1	1	2	4.4	1	0	2	1	1	2	13	4.1				
	at Idaho State	12-06-14*	20	1	2	.500	1	2	.500	0	0	.000	1	3	4	4.4	1	0	4	1	0	1	3	4.0				
	at Creighton	12-14-14*	21	0	2	.000	0	1	.000	0	0	.000	0	4	4	4.3	3	0	4	0	1	0	0	3.6				
	NORTHWESTERN	12-18-14*	25	4	7	.571	3	5	.600	4	5	.800	1	1	2	4.1	1	0	3	1	0	1	15	4.7				
	IOWA	12-21-14*	12	0	0	.000	0	0	.000	0	0	.000	0	1	1	3.8	2	0	2	1	0	1	0	4.3				
	at Loyola Chicago	01-2-15	INJ																									
	at Bradley	01-5-15	INJ																									
	ILLINOIS STATE	01-9-15	INJ																									
	SOUTHERN ILLINOIS	01-11-15	INJ																									
	at UNI	01-16-15	INJ																									
	at Indiana State	01-23-15	INJ																									
	at Evansville	01-25-15	INJ																									
	MISSOURI STATE	01-30-15	INJ																									
WICHITA STATE	02-01-15	INJ																										
at Southern Illinois	02-06-15	INJ																										
at Illinois State	02-08-15	INJ																										
UNI	02-13-15	2	0	0	.000	0	0	.000	0	0	.000	0	0	0	3.5	0	0	0	0	0	0	0	0	3.9				

CAREER HIGHS/SEASON HIGHS	
Points.....15.....Northwestern College (12-18-14)	
Rebounds8.....Wisconsin (11-23-14)	
Assists4.....at Creighton (12-14-14)[2]	
Blocks1.....at Creighton (12-14-14)[3]	
Steals2.....Colorado State (12-3-14)[3]	
FG Made.....4.....Northwestern College (12-18-14)[2]	
FG Att7.....Northwestern College (12-18-14)	
3PT Made4.....Colorado State (12-3-14)	
3PT Att5.....Northwestern College (12-18-14)[2]	
FT Made4.....Northwestern College (12-18-14)	
FT Att5.....Northwestern College (12-18-14)	
Minutes29.....at Iowa State (11-18-14)	

RUSH CAREER STATISTICS																									
Year	GP	GS	Min	Avg	Total			3-Point			F-Throw			Rebounds				PF	FO	Ast	TO	Blk	Stl	Pts	Avg
2014-15	12	10	230	19.2	17	39	.436	8	24	.333	5	8	.625	16	26	42	3.5	16	0	20	9	3	9	47	3.9
TOTAL	12	10	230	19.2	17	39	.436	8	24	.333	5	8	.625	16	26	42	3.5	16	0	20	9	3	9	47	3.9

Sophomore Year (2014-15): Moved in to the starting lineup after season opener ... scored career-high 15 points in win over Northwestern College ... suffered foot injury against Iowa ... returned to action against UNI on Feb. 13.

Junior College: First-team All-National Junior College Athletic Association Region XI selection ... third-team NJCAA Division II All-American in her one season at North Iowa Area Community College ... helped the Trojans advance to the semifinals of the NJCAA Division II tournament and a 34-3 overall record ... Trojans were Region XI champions and finished third at NJCAA Division II tournament.

Prep: Four-year letterwinner for Mason City High School ... was named third team all-state her senior season as the Mohawks advanced to the semifinals of the Iowa Class 5A Girls High School Basketball state tournament ... averaged 10.2 points and 6.6 rebounds per game her senior year ... talented, multi-sport athlete, she lettered four years in softball and track and field.

Personal: Born July, 1995 ... daughter of Todd and Linda Rush ... has one brother, Nick ... health sciences major.



Becca Jonas #35

Forward/Center
6-2
Freshman
Independence, Mo.
Independence

JONAS 2014-15 GAME-BY-GAME STATISTICS

Opponent	Date	GS	Min	FG	FGA	Pct	3FG	FGA	Pct	FT	FTA	Pct	Off	Def	Tot	Avg	PF	FO	A	TO	Blk	Stl	Pts	Avg
SOUTH DAKOTA	11-14-14*	21	4	6	.667	1	1	1.000	1	3	.333	1	1	2	2.0	4	0	1	1	0	0	10	10.0	
at Iowa State	11-18-14*	26	5	10	.500	0	3	.000	3	7	.429	2	5	7	4.5	2	0	2	4	0	2	13	11.5	
at SIUE	11-20-14*	24	3	10	.300	1	2	.500	2	4	.500	1	6	7	5.3	3	0	0	0	0	0	9	10.7	
WISCONSIN	11-23-14*	29	5	12	.417	0	2	.000	3	4	.750	3	2	5	5.3	3	0	3	2	0	1	13	11.3	
at UTSA	11-28-14*	29	5	9	.556	0	1	.000	1	2	.500	0	5	5	5.2	5	1	1	1	0	1	11	11.2	
vs Fordham	11-30-14*	33	3	9	.333	1	3	.333	6	8	.750	2	8	10	6.0	3	0	2	1	0	0	13	11.5	
COLORADO STATE	12-03-14*	21	0	3	.000	0	1	.000	0	0	.000	1	9	10	6.6	2	0	2	1	1	0	0	9.9	
at Idaho State	12-06-14*	27	7	14	.500	0	1	.000	2	4	.500	1	6	7	6.6	2	0	1	3	1	1	16	10.6	
at Creighton	12-14-14*	16	4	12	.333	1	2	.500	3	3	1.000	1	6	7	6.7	3	0	1	2	0	0	12	10.8	
NORTHWESTERN	12-18-14*	23	9	12	.750	0	0	.000	0	0	.000	3	4	7	6.7	1	0	2	1	1	3	18	11.5	
IOWA	12-21-14*	30	7	9	.778	1	2	.500	4	4	1.000	5	8	13	7.3	4	0	3	2	1	0	19	12.2	
at Loyola Chicago	01-02-15*	22	4	10	.400	0	0	.000	0	1	.000	2	7	9	7.4	4	0	1	4	1	2	8	11.8	
at Bradley	01-04-15*	22	5	10	.500	0	0	.000	3	4	.750	7	5	12	7.8	3	0	3	0	4	0	13	11.9	
ILLINOIS STATE	01-09-15*	24	8	11	.727	0	0	.000	1	1	1.000	1	5	6	7.6	2	0	1	3	2	2	17	12.3	
SOUTHERN ILLINOIS	01-11-15*	24	6	10	.600	0	1	.000	1	3	.333	1	6	7	7.6	4	0	0	0	2	1	13	12.3	
at UNI	01-16-15*	31	8	17	.471	1	2	.500	5	9	.556	6	7	13	7.9	3	0	1	3	0	1	22	12.9	
at Indiana State	01-23-15*	23	3	4	.750	0	0	.000	6	6	1.000	2	6	8	7.9	4	0	1	2	1	0	12	12.9	
at Evansville	01-25-15*	30	8	13	.615	0	2	.000	2	3	.667	2	10	12	8.2	5	1	2	1	0	3	18	13.2	
MISSOURI STATE	01-30-15*	32	3	5	.600	0	1	.000	3	5	.600	4	7	11	8.3	3	0	0	2	3	1	9	12.9	
WICHITA STATE	02-01-15*	32	4	9	.444	1	2	.500	1	2	.500	7	9	16	8.7	2	0	5	9	0	1	10	12.8	
at Southern Illinois	02-06-15*	28	3	6	.500	0	0	.000	0	0	.000	3	7	10	8.8	5	1	0	2	1	1	6	12.5	
at Illinois State	02-08-15*	13	1	5	.200	0	0	.000	0	0	.000	2	2	4	8.5	2	0	1	1	1	1	2	12.0	
UNI	02-13-15*	21	4	13	.308	0	2	.000	2	2	1.000	4	3	7	8.5	3	0	3	1	0	1	10	11.9	

CAREER HIGHS/SEASON HIGHS

Points.....	22at UNI (1-16-15)
Rebounds.....	16Wichita State (2-1-15)
Assists.....	5Wichita State (2-1-15)
Blocks.....	4at Bradley (1-4-15)
Steals.....	3Northwestern College (12-18-14)
FG Made.....	9Northwestern College (12-18-14)
FG Att.....	17at UNI (1-16-15)
3PT Made.....	1Wichita State (2-1-15)[7]
3PT Att.....	3vs. Fordham (11-30-14)
FT Made.....	6at Indiana State (1-23-15)[2]
FT Att.....	9at UNI (1-16-15)
Minutes.....	33vs. Fordham (11-30-14)

JONAS CAREER STATISTICS

JONAS CAREER STATISTICS																									
Year	GP	GS	Min	Avg	Total			3-Point			F-Throw			Rebounds				PF	FO	Ast	TO	Blk	Stl	Pts	Avg
					FG	FGA	Pct	FG	FGA	Pct	FT	FTA	Pct	Off	Def	Tot	Avg								
2014-15	23	23	581	25.3	109	219	.498	7	28	.250	49	75	.653	61	134	195	8.5	72	3	36	46	19	22	274	11.9
TOTAL	23	23	581	25.3	109	219	.498	7	28	.250	49	75	.653	61	134	195	8.5	72	3	36	46	19	22	274	11.9

Freshman Year (2014-15): Scored career-high 22 points in win at UNI (Jan. 16) and added 13 boards her fourth career double-double ... had 13 points and 12 rebounds for third career double-double in Bradley (Jan. 4) win ... scored 19 points along with pulling down a career-high 13 rebounds against Iowa (Dec. 21) for second career double-double ... recorded first career double-double with 13 points and 10 rebounds in Fordham (Nov. 30) win ... selected to the UTSA Classic All-Tournament Team ... named MVC Newcomer of the Week on Dec. 1.

Prep: Two-time first team all-state selection at Truman High School in Independence, Mo. ... helped the Patriots win three-straight conference championships ... team was district champions during her senior year ... averaged 18 points, 9 rebounds and 2 blocks per game in senior campaign ... won the DiRenna Award, which annually honors the top high school girls basketball player in the Kansas City metropolitan area ... all-Metro Player of the Year her senior year ... named all-conference in each of her final three seasons.


Personal: Born Jan., 1996 in Independence, Mo. ... daughter of Bill and Maria Jonas ... has one sister, Kristen and one brother, Danny ... secondary education major ... mom played basketball, softball and volleyball at Benedictine College.



Cara Lutes #51

Forward/Center
6-2
Senior
Maplewood, Minn.
New Life Academy

LUTES 2014-15 GAME-BY-GAME STATISTICS



Forward/Center

6-2

Senior

Maplewood, Minn.

New Life Academy

CAREER HIGHS

Points

19

at Iowa State (11-27-12)

Rebounds

10

at Illinois State (2-8-15)

Assists

2

Northwestern College (12-18-14)

Blocks

3

at Illinois State (2-8-15)

Steals

2

at Iowa (12-20-11)

FG Made

8

at Iowa State (11-27-12)

FG Att

10

at Iowa State (11-27-12)

3PT Made

2

vs. Milwaukee (12-29-13)

3PT Att

3

at Indiana State (1-5-14)

FT Made

3

at Missouri State (1-18-14)

FT Att

7

at Iowa State (11-27-12)

Minutes

23

vs Milwaukee (11-18-11)

SEASON HIGHS

Points

10

at Illinois State (2-8-15)

Rebounds

5

at SIUE (11-20-14)

Opponent	Date	GS	Min	FG	FGA	Pct	3FG	FGA	Pct	FT	FTA	Pct	Off	Def	Tot	Avg	PF	FO	A	TO	Blk	Stl	Pts	Avg
SOUTH DAKOTA	11-14-14	4	0	0	0.000	0	0	0.000	0	1	2	.500	1	1	2	2.0	2	0	0	0	0	0	1	1.0
at Iowa State	11-18-14	0	0	0	0.000	0	0	0.000	0	0	0	.000	3	2	5	4.5	1	0	0	1	0	0	0	0.0
at SIUE	11-20-14	8	0	0	0.000	0	0	0.000	0	0	0	.000	0	5	5	3.7	0	0	0	0	0	0	0	0.3
WISCONSIN	11-23-14	DNP																						
UTSA	11-28-14	DNP																						
vs Fordham	11-30-14	DNP																						
COLORADO STATE	12-03-14	DNP																						
at Idaho State	12-06-14	3	1	1	1.000	0	0	0.000	0	0	0	.000	0	1	1	3.0	0	0	0	0	0	0	2	0.8
at Creighton	12-14-14	13	1	2	.500	0	0	0.000	0	0	0	.000	1	0	1	2.6	1	0	1	1	1	0	2	1.0
NORTHWESTERN	12-18-14	9	1	2	.500	0	1	0.000	0	0	0	.000	1	2	3	2.7	3	0	2	1	0	0	2	1.2
IOWA	12-21-14	DNP																						
at Loyola Chicago	01-02-15	4	1	2	.500	1	2	.500	0	0	0	.000	0	1	1	2.4	1	0	0	0	0	0	3	1.4
at Bradley	01-04-15	8	1	1	1.000	0	0	0.000	0	0	0	.000	0	2	2	2.4	3	0	0	3	0	1	2	1.5
ILLINOIS STATE	01-09-15	9	1	3	.333	0	0	0.000	0	1	0	.000	1	3	4	2.6	1	0	0	0	0	0	2	1.6
SOUTHERN ILLINOIS	01-11-15	5	1	1	1.000	0	0	0.000	0	0	0	.000	1	0	1	2.4	1	0	0	0	0	0	2	1.6
at UNI	01-16-15	6	0	1	0.000	0	1	0.000	0	0	0	.000	0	1	1	2.3	0	0	0	0	0	0	0	1.5
at Indiana State	01-23-15	20	1	2	.500	0	1	0.000	0	0	0	.000	1	3	4	2.4	3	0	0	0	1	1	2	1.5
at Evansville	01-25-15	2	0	0	0.000	0	0	0.000	0	0	0	.000	0	0	0	2.2	1	0	0	0	0	0	0	1.4
MISSOURI STATE	01-30-15	10	1	2	.500	1	2	.500	0	0	0	.000	2	0	2	2.2	2	0	0	1	1	0	3	1.5
WICHITA STATE	02-01-15	5	0	0	0.000	0	0	0.000	0	0	0	.000	0	0	0	2.1	0	0	0	0	1	1	0	1.4
at Southern Illinois	02-06-15	3	0	0	0.000	0	0	0.000	0	0	0	.000	0	0	0	1.9	0	0	0	0	0	0	0	1.3
at Illinois State	02-08-15	20	4	6	.667	0	1	0.000	2	2	1.000	3	7	10	2.4	3	0	0	1	3	0	1	10	1.8
UNI	02-13-15	6	0	1	0.000	0	1	0.000	0	0	0	.000	1	1	2	2.4	0	0	0	0	0	1	0	1.7

CAREER HIGHS

Points.....	19	at Iowa State (11-27-12)
Rebounds.....	10	at Illinois State (2-8-15)
Assists.....	2	Northwestern College (12-18-14)
Blocks.....	3	at Illinois State (2-8-15)
Steals.....	2	at Iowa (12-20-11)
FG Made.....	8	at Iowa State (11-27-12)
FG Att.....	10	at Iowa State (11-27-12)
3PT Made.....	2	vs. Milwaukee (12-29-13)
3PT Att.....	3	at Indiana State (1-5-14)
FT Made.....	3	at Missouri State (1-18-14)
FT Att.....	7	at Iowa State (11-27-12)
Minutes.....	23	vs Milwaukee (11-18-11)

SEASON HIGHS

Points.....	10	at Illinois State (2-8-15)
Rebounds.....	5	at SIUE (11-20-14)
Assists.....	2	Northwestern College (12-18-14)
Blocks.....	3	at Illinois State (2-8-15)
Steals.....	1	at Wichita State (2-1-15)
FG Made.....	4	at Illinois State (2-8-15)
FG Att.....	6	at Illinois State (2-8-15)
3PT Made.....	1	Missouri State (1-30-15)
3PT Att.....	2	Missouri State (1-30-15)
FT Made.....	2	at Illinois State (2-8-15)
FT Att.....	2	at Illinois State (2-8-15)
Minutes.....	20	at Illinois State (2-8-15)

LUTES CAREER STATISTICS

LOUIS CARLEER STATISTICS																									
Year	GP	GS	Min	Avg	Total			3-Point			F-Throw			Rebounds				PF	FO	Ast	TO	Blk	Stl	Pts	Avg
					FG	FGA	Pct	FG	FGA	Pct	FT	FTA	Pct	Off	Def	Tot	Avg								
2011-12	31	1	302	9.7	10	39.256		0	0.000		5	15	.333	15	31	46	1.5	43	0	7	23	4	8	25	0.8
2012-13	30	0	242	8.1	32	70.457		4	10.400		18	35	.514	23	44	67	2.2	25	0	6	23	7	0	86	2.9
2013-14	19	0	165	8.7	11	34.324		3	20.150		8	16	.500	13	25	38	2.0	30	1	4	10	5	5	33	1.7
2014-15	18	0	141	7.8	13	27.481		2	10.200		3	7	.429	15	28	43	2.4	22	0	3	7	7	4	31	1.7
TOTAL	98	1	850	8.7	66	170.388		9	40.225		34	73	.466	66	128	194	2.0	120	1	20	63	23	17	175	1.8

Senior Year (2014-15): Recorded her first career double with 10 points and 10 rebounds in win at Illinois State on Feb. 8 ... grabbed a key offensive rebound late in the Indiana State win (Jan. 23)

Junior Year (2013-14): Scored season-high 11 points against Milwaukee ... sat out the first three games with injuries ... made season debut at South Dakota

Sophomore Year (2012-13): Played in 30 games ... averaged 2.9 points and 2.2 rebounds per game ... scored a career-high 19 points at No. 24 Iowa State on Nov. 27 ... added five rebounds against the Cyclones ... received the MVC Leadership & Service Award (formerly the Good Neighbor Award) for the 2012-13 winter season by the MVC office.

Freshman Year (2011-12): Played in 31 games, started one ... averaged 0.8 points and 1.5 rebounds per game in her initial season ... scored career-high of four points against UNI on Jan. 29 ... logged career-high 19 minutes against Missouri State on Jan. 7.

Personal: Born Dec., 1992 in Maplewood, Minn. ... daughter of Ron and Kathy Lutes ... has one brother, Steven and one sister, Jenni ... elementary education major ... traveled to Uganda in the summer of 2013 as part of a Drake University program ... named to the 2011-12 MVC Academic Honor Roll.

DRAKE RADIO/TV CHART



Carly Grenfell, RSr.



Lizzy Wendell, So.



Kyndal Clark, Sr.



Emma Donahue, Jr.



Liza Heap, Sr.



Paige Greiner, Fr.



Maddy Dean, Fr.



Caitlin Ingle, So.



Bry Mueller, Gr.



Cortni Rush, So.



Becca Jonas, Fr.



Cara Lutes, Sr.



Jennie Baranczyk
Head Coach



Allison Pohlman
Associate Head Coach



Dan Doerflein
Assistant Coach



Courtney Graham
Assistant Coach