



DRAKE BULLDOGS

MEN'S BASKETBALL

March 2, 2013 • 7:05 p.m. CST
Des Moines, Iowa • Knapp Center

GAME 30 • vs. SOUTHERN ILLINOIS • #DUvsSIU



COMPARISON



Drake	Team	Southern Illinois
Des Moines, Iowa	Location	Carbondale, Ill.
Bulldogs	Nickname	Salukis
14-15	2012-13 Record	13-16
7-10	Conference Record	5-12
--/--	Ranking	--/--
Mark Phelps	Head Coach	Barry Hinson
76-84/5th	Record at School	13-16/1st
76-84/5th	Career Record	218-156/12th
72.4	Points/Game	63.6
73.2	Opp. Points/Game	65.3
-0.8	Scoring Margin	-1.7
.448	FG%	.441
.444	Opp. FG%	.463
.389	3FG%	.320
.353	Opp. 3FG%	.377
.715	FT%	.644
32.0	Rebounds/Game	30.5
34.4	Opp. Rebounds/Game	32.0
-2.4	Rebounding Margin	-1.5
13.6	Assists/Game	10.4
14.1	Turnovers/Game	13.2
-1.0	Turnover Margin	+3.4
5.8	Steals/Game	8.1
2.1	Blocks/Game	2.2

• The Drake University men's basketball team closes out the 2012-13 regular season on Saturday evening against Southern Illinois.

• Prior to the game, the Bulldogs will honor the program's three active seniors in Ben Simons, Jordan Clarke and Chris Hines.

• Simons leads Drake in scoring this season with 14.4 points per game and ranks eighth in career scoring with 1,340 career points heading into tonight's game. He is also fourth all-time in three-pointers with 228.

• Jordan Clarke had played exceptionally well down the stretch for the Bulldogs with eight straight games in double-figure scoring and five double-doubles in that span. On the season, he has 10 double-doubles — the second most in the MVC — and is second in the league in rebounding at 8.7 rebounds per game. One of the MVC's top defensive players, he is ninth in career steals with 112 in his three-year career at Drake.

• Chris Hines has only spent one season at Drake after transferring from Utah, but has had an immediate impact for the Bulldogs. The guard has averaged 9.6 points per game while ranking second on the squad in three-pointers with 52.

• The Bulldogs return to the Knapp Center with a 14-15 record and a 7-10 mark in the MVC. In addition to playing for a fourth straight win, MVC Tournament seeding also hangs in the balance as a Drake win combined with a UNI win over Illinois State would vault the Bulldogs into the No. 6 seed where they would face UNI.

• Southern Illinois is 13-16 this season and 5-12 in the MVC in its first season under head coach Barry Hinson.

SCHEDULE

November

3	SW Baptist (Exh.)	W, 101-80
10	William Jewell	W, 96-66
17	at Detroit	L, 85-79
22	vs. California #	L, 73-70
23	vs. Rice #	W, 77-66
25	vs. Xavier #	L, 74-70
30	at Nevada ^	W, 76-66

December

5	St. Mary's #	L, 88-73
8	IPFW	W, 74-64
15	vs. Iowa State %	L, 86-77
19	N.C. Central	W, 72-69
22	Eastern Illinois	W, 74-56
29	at Bradley *	L, 67-57

January

2	Wichita State *	L, 75-63
5	Missouri State *	L, 77-65
8	at Creighton *	L, 91-61
12	at Illinois State *	W, 82-77
16	Evansville *	W, 83-69
20	at UNI *	L, 85-55
23	Creighton *	W, 74-69
27	at Missouri State *	L, 78-72
30	at S. Illinois *	W, 61-56

February

2	Indiana State *	W ^{OT} , 74-71
6	Illinois State *	L, 94-86
10	at Evansville *	L ^{OT} , 84-78
13	at Wichita State *	L, 71-56
16	UNI *	L, 71-64
20	Bradley *	W ^{OT} , 92-84
23	Green Bay	W, 71-54
27	at Indiana State *	W, 67-56

March

2	Southern Illinois *	7:05 p.m.
7-10	MVC Tournament	TBA

All times Central

* MVC contest

Anaheim Classic

^ Mountain West/MVC Challenge

% Big Four Classic

TWEET IT OUT ... #DUvsSIU

Pregame notes in 140 characters or less.

@DUBulldogs aim to finish the regular season on a 4-game winning streak

#DrakeMBB has won the last 8 games against SIU

Tonight is the final home game for #DrakeMBB's three seniors, Ben Simons, Jordan Clarke and Matt Bowie

In its win's #DrakeMBB's opponents are shooting 40 percent

In the last three games, #DrakeMBB has made as many free throws as its opponents have field goals

Jordan Clarke has 10 double-doubles this season and 5 in the last 8 games

#DrakeMBB is averaging just 11.3 turnovers per game in the last three games

ON THE AIR

Television	Mediacom MC22
Play-by-play	Larry Morgan
Analyst	Adam Emmenecker

Radio	KRNT 1350-AM
Play-by-play	Larry Cotlar
Analyst	Dolph Pulliam

Streaming Video	www.GoDrakeBulldogs.com
------------------------	--------------------------------

COMMUNICATIONS CONTACTS

Drake	Ty Patton
Office	515-271-3014
Mobile	205-310-1271
E-mail	ty.patton@drake.edu
Website	www.GoDrakeBulldogs.com
Twitter	@DUBulldogs/@TyPatton_Drake

Southern Illinois	Tom Weber
Office	618-453-7235
Mobile	618-528-1111
E-mail	tomweber@siu.edu
Website	www.SIUSalukis.com
Twitter	@SIU_Basketball



Head Coach

Mark PHELPS

Fifth Season

@CoachMarkPhelps

Mark Phelps is in his fifth season as head coach of the Bulldogs' men's basketball program in 2012-13, driven by a passion and commitment to elevate Drake to levels of consistent excellence on and off the court. His dedicated approach to recruiting and program-building over his first four seasons has established a solid foundation to achieve sustainable success.

The 2011-12 season showed significant signs of both the steady progress and potential of the Drake program, as the Bulldogs qualified for a postseason tournament for the third time in the last five seasons (2008 NCAA, 2009 CIT), and second in Phelps' four-year tenure as head coach. The first-round Collegeinsider.com Postseason Tournament win over North Dakota was Drake's first victory beyond the conference tournament since 1975. The Bulldogs won 18 games, the most in Phelps' career and tied for ninth-most in school history.

In addition, Drake posted a winning record for the second time in Phelps' four years, making him the first Drake head

coach in 50 years to post two winning seasons in his first four (17-16 in 2008-09). Drake's third-place finish (9-9, tied with four teams) in the Missouri Valley Conference was its second-highest in the MVC standings in the last 26 years. The 9-9 MVC record of 2011-12 was the best by Phelps and tied for second-best by a Drake team since 1986.

With 62 wins in his first four seasons, Phelps has more victories than any Drake coach in his initial four years on the job. No Drake head coach since Maury John (.555 from 1958-62) has had a better winning percentage in the equivalent span of his career than Phelps (.473).

All of that success last season was achieved without starting center Seth VanDeest, who missed the entire season after undergoing surgery to repair a torn labrum in his left shoulder. The 2011-12 Bulldogs overcame significant injury adversity that impacted the starting lineup, but were guided through the storm by a coaching staff that remained steady and consistent, helping players elevate to a new level of performance.

One of those players was Ben Simons, who played every position on the floor and more than doubled his sophomore scoring average of 8.1 to a figure of 16.4, fourth-best in the MVC in 2011-12. Simons was joined by Jordan Clarke, who put up career-best averages of 6.0 points and 7.0 rebounds, while handling the post position in VanDeest's absence.

Simons was named captain of the MVC's Most Improved Team, while also earning second-team All-MVC and second-team NABC All-District recognition along with sophomore Rayvonte Rice. Clarke was named second-team MVC Scholar-Athlete.

In the fifth year of building his program, Phelps and his coaching staff will welcome eight scholarship newcomers in 2012-13, including five freshmen and three transfers, wrapped around an experienced nucleus of five returning players who have been regular starters for the Bulldogs.

The collective talent level of the eight incoming players demonstrates the tremendous recruiting acumen of Phelps and his staff, building on previous recruiting success that has gained notice across the country.

CAREER HISTORY AND RESULTS

Drake University, Head Coach, 2008-Present

Year	Record	Pct.	MVC Record	Pct.	Postseason/Honors
2012-13	14-15	.483	7-10	.412	
2011-12	18-16	.529	9-9	.500	CIT Second Round
2010-11	13-18	.419	7-11	.389	
2009-10	14-19	.424	7-11	.389	
2008-09	17-16	.515	7-11	.389	CIT First Round
Total	76-84	.475	37-52	.416	

Arizona State University, Associate Head Coach, 2006-07

Year	Record	Pct.	Pac 10 Record	Pct.	Postseason/Honors
2007-08	21-13	.618	9-9	.500	NIT Quarterfinals
2006-07	8-22	.266	2-16	.111	
Total	62-69	.473	30-42	.417	

North Carolina State University, Assistant Coach, 1996-2005

Year	Record	Pct.	ACC Record	Pct.	Postseason/Honors
1996-97	17-15	.531	4-12	.250	NIT
1997-98	17-15	.531	5-11	.313	NIT
1998-99	19-14	.576	6-10	.375	NIT
1999-00	20-14	.588	6-10	.375	NIT Semifinal
2000-01	13-16	.448	5-11	.313	
2001-02	23-11	.676	9-7	.563	NCAA Second Round
2002-03	18-13	.581	9-7	.563	NCAA First Round
2003-04	21-10	.677	11-5	.688	NCAA Second Round
2004-05	21-14	.600	7-9	.438	NCAA Sweet 16
2005-06	22-10	.688	10-6	.625	NCAA Second Round
Total	191-132	.591	72-88	.450	

QUICK FACTS

University

Location	Des Moines, Iowa
Founded	1881
Enrollment	5,348
Nickname	Bulldogs
Colors	Blue & White
Arena (Capacity):	Knapp Center (7,152)
Conference	Missouri Valley Conference
President	Dr. David Maxwell
Faculty Athletics Rep.	Renae Chesnut

Coaching Staff

Head Coach	Mark Phelps
Alma Mater	Old Dominion, 1996
Record at Drake	76-84 (5th season)
Career Record	76-84 (5th season)
Assistants	Chris Brazelton (Fresno St., 2006) Stan Johnson (Southern Utah, 2003) Brett Nelson (Florida, 2004)
Director of Operations	Nate Meyer
Graduate Managers	George Neilson Adam Urness

Team Information

2011-12 Record	18-16
2011-12 MVC Record	9-9/T-3
2011-12 H/A/N Record	13-3/3-10/2-3
Starters Returning/Lost	4/1
Letterwinners Returning/Lost	5/7
Newcomers	8

Program History

All-Time Record	1,163-1,372 (.458)
MVC Record	540-795 (.405)
MVC Tournament Record	16-33 (.327)
MVC Titles	7 (4 Outright/3 Shared) (1935, 39, 64, 69, 70, 71, 2008)
MVC Tournament Titles	1 (2008)
NCAA Appearances	4 (1969, 1970, 1971, 2008)
NCAA Record	5-4 (.555)
NIT Appearances	3 (1964, 1981, 1986)
NIT Record	1-3 (.250)

Media Relations

Basketball Contact	Ty Patton
Office	515-271-3014
Mobile	205-310-1271
E-mail	ty.patton@drake.edu
Press Row	515-271-4878
Fax	515-271-3015
Website	www.GoDrakeBulldogs.com



0		KORI BABINEAUX						<p>LAST GAME: Did not play. NOTE: Suspended indefinitely for a violation of team rules ... in his one season at Lake Forest Academy, he averaged 27.6 points, six rebounds, five assists and three steals per game.</p>	<p>CAREER HIGHS Pts: 10 - Green Bay, 2/23/13 Reb: 7 - Green Bay, 2/23/13 Ast: 4 - Wm. Jewell, 11/10/12</p>								
		<p>G • 6-4 • 208 • Fr. • Sacramento, Calif.</p> <table border="1"> <thead> <tr> <th>PPG</th> <th>RPG</th> <th>APG</th> <th>SPG</th> <th>BPG</th> <th>MPG</th> </tr> </thead> <tbody> <tr> <td>2.0</td> <td>1.2</td> <td>0.8</td> <td>0.2</td> <td>0.1</td> <td>8.1</td> </tr> </tbody> </table>								PPG	RPG	APG	SPG	BPG	MPG	2.0	1.2
PPG	RPG	APG	SPG	BPG	MPG												
2.0	1.2	0.8	0.2	0.1	8.1												
1		JORDAN CLARKE						<p>LAST GAME: Returned the lineup and recorded his 10th double-double with 10 points and 10 rebounds. NOTE: Has scored in double-figures in eight straight games ... has 10 double-doubles this season ... is second in the MVC in rebounding ...</p>	<p>CAREER HIGHS Pts: 20 - Bradley, 2/20/13 Reb: 18 - vs. Rice, 11/23/12 Ast: 4 - Four times</p>								
		<p>F • 6-8 • 254 • R.Sr. • Rockville, Md.</p> <table border="1"> <thead> <tr> <th>PPG</th> <th>RPG</th> <th>APG</th> <th>SPG</th> <th>BPG</th> <th>MPG</th> </tr> </thead> <tbody> <tr> <td>9.6</td> <td>8.7</td> <td>1.2</td> <td>1.4</td> <td>0.4</td> <td>28.7</td> </tr> </tbody> </table>								PPG	RPG	APG	SPG	BPG	MPG	9.6	8.7
PPG	RPG	APG	SPG	BPG	MPG												
9.6	8.7	1.2	1.4	0.4	28.7												
2		GARY RICKS, JR.						<p>LAST GAME: Was scoreless with a steal in eight minutes. NOTE: Has hit a three-pointer in five of the last eight games ... played the early part of the season with a pair of broken thumbs ...</p>	<p>CAREER HIGHS Pts: 13 - vs. Cal, 11/22/12 Reb: 2 - Three times Ast: 3 - Two times</p>								
		<p>G • 6-1 • 190 • Jr. • Los Angeles, Calif.</p> <table border="1"> <thead> <tr> <th>PPG</th> <th>RPG</th> <th>APG</th> <th>SPG</th> <th>BPG</th> <th>MPG</th> </tr> </thead> <tbody> <tr> <td>2.9</td> <td>1.4</td> <td>1.1</td> <td>0.2</td> <td>0.0</td> <td>14.3</td> </tr> </tbody> </table>								PPG	RPG	APG	SPG	BPG	MPG	2.9	1.4
PPG	RPG	APG	SPG	BPG	MPG												
2.9	1.4	1.1	0.2	0.0	14.3												
3		RICHARD CARTER						<p>LAST GAME: Had a team-high 15 points with four assists. NOTE: Scored 19 points in his Drake debut ... averaged 18.9 points and 5.3 assists per game at Cloud County Community College.</p>	<p>CAREER HIGHS Pts: 20 - Creighton, 1/23/13 Reb: 7 - Two times Ast: 8 - IPFW, 12/8/12</p>								
		<p>G • 6-0 • 175 • Jr. • Detroit, Mich.</p> <table border="1"> <thead> <tr> <th>PPG</th> <th>RPG</th> <th>APG</th> <th>SPG</th> <th>BPG</th> <th>MPG</th> </tr> </thead> <tbody> <tr> <td>9.2</td> <td>2.2</td> <td>3.5</td> <td>1.1</td> <td>0.0</td> <td>25.7</td> </tr> </tbody> </table>								PPG	RPG	APG	SPG	BPG	MPG	9.2	2.2
PPG	RPG	APG	SPG	BPG	MPG												
9.2	2.2	3.5	1.1	0.0	25.7												
4		CHRIS HINES						<p>LAST GAME: Scored nine points and was 4-of-4 from the free-throw line. NOTE: Has scored 144 points in the last 13 games ... Missed the season opener due to a knee injury ... played three seasons at Utah (2009-12).</p>	<p>CAREER HIGHS Pts: 23 - at Ill. State, 1/12/13 Reb: 7 - Stanford, 2/25/12 Ast: 5 - Illinois State, 2/6/13</p>								
		<p>G • 6-0 • 185 • Sr. • Houston, Texas</p> <table border="1"> <thead> <tr> <th>PPG</th> <th>RPG</th> <th>APG</th> <th>SPG</th> <th>BPG</th> <th>MPG</th> </tr> </thead> <tbody> <tr> <td>9.6</td> <td>2.2</td> <td>1.1</td> <td>0.6</td> <td>0.1</td> <td>26.3</td> </tr> </tbody> </table>								PPG	RPG	APG	SPG	BPG	MPG	9.6	2.2
PPG	RPG	APG	SPG	BPG	MPG												
9.6	2.2	1.1	0.6	0.1	26.3												
10		JEREMY JEFFERS						<p>LAST GAME: Had three assists in 14 minutes. NOTE: Had 11 points in the win over Creighton ... played in every game in 2011-12 and moved into the starting lineup in the eighth game of the season.</p>	<p>CAREER HIGHS Pts: 16 - St. Mary's, 12/5/12 Reb: 6 - at Evansville, 1/13/12 Ast: 5 - Iowa State, 11/22/09</p>								
		<p>F • 6-6 • 213 • RSo. • Wilson, N.C.</p> <table border="1"> <thead> <tr> <th>PPG</th> <th>RPG</th> <th>APG</th> <th>SPG</th> <th>BPG</th> <th>MPG</th> </tr> </thead> <tbody> <tr> <td>3.4</td> <td>1.2</td> <td>0.6</td> <td>0.3</td> <td>0.0</td> <td>11.6</td> </tr> </tbody> </table>								PPG	RPG	APG	SPG	BPG	MPG	3.4	1.2
PPG	RPG	APG	SPG	BPG	MPG												
3.4	1.2	0.6	0.3	0.0	11.6												
11		KARL MADISON						<p>LAST GAME: Did not play due to a knee injury. NOTE: Had an impressive start in first season of action, starting every game but two and handling the point-guard position...averaged 23 minutes per game.</p>	<p>CAREER HIGHS Pts: 24 - Indiana St., 12/28/11 Reb: 5 - Virginia, 11/21/11 Ast: 7 - C. Arkansas, 12/21/11</p>								
		<p>G • 5-10 • 182 • RSo. • Springfield, Ill.</p> <table border="1"> <thead> <tr> <th>PPG</th> <th>RPG</th> <th>APG</th> <th>SPG</th> <th>BPG</th> <th>MPG</th> </tr> </thead> <tbody> <tr> <td>--</td> <td>--</td> <td>--</td> <td>--</td> <td>--</td> <td>--</td> </tr> </tbody> </table>								PPG	RPG	APG	SPG	BPG	MPG	--	--
PPG	RPG	APG	SPG	BPG	MPG												
--	--	--	--	--	--												
21		ROBERT PULEIKIS						<p>LAST GAME: Did not play. NOTE: Was the leading scorer and rebounder, at 12.7 and 10.5, respectively, for a Country Day squad in Detroit that compiled a 21-6 record last season.</p>	<p>CAREER HIGHS Pts: 4 - Wm. Jewell, 11/10/12 Reb: 2 - Wm. Jewell, 11/10/12 Blk:</p>								
		<p>C • 6-10 • 215 • Fr. • Detroit, Mich.</p> <table border="1"> <thead> <tr> <th>PPG</th> <th>RPG</th> <th>APG</th> <th>SPG</th> <th>BPG</th> <th>MPG</th> </tr> </thead> <tbody> <tr> <td>4.0</td> <td>2.0</td> <td>0.0</td> <td>0.0</td> <td>0.0</td> <td>6.0</td> </tr> </tbody> </table>								PPG	RPG	APG	SPG	BPG	MPG	4.0	2.0
PPG	RPG	APG	SPG	BPG	MPG												
4.0	2.0	0.0	0.0	0.0	6.0												
22		MICAH MASON						<p>LAST GAME: Had eight points in 13 minutes and was 2-of-2 from the three-point arc. NOTE: Has started eight games this season ... is shooting 50 percent from the three-point arc this season and 23-of-47 in his last 15 games.</p>	<p>CAREER HIGHS Pts: 19 - E. Illinois, 12/22/12 Reb: 4 - Wichita State, 1/2/13 Ast: 6 - E. Illinois, 12/22/12</p>								
		<p>G • 6-2 • 173 • Fr. • Natrona Heights Pa.</p> <table border="1"> <thead> <tr> <th>PPG</th> <th>RPG</th> <th>APG</th> <th>SPG</th> <th>BPG</th> <th>MPG</th> </tr> </thead> <tbody> <tr> <td>5.5</td> <td>1.1</td> <td>2.2</td> <td>0.6</td> <td>0.0</td> <td>15.7</td> </tr> </tbody> </table>								PPG	RPG	APG	SPG	BPG	MPG	5.5	1.1
PPG	RPG	APG	SPG	BPG	MPG												
5.5	1.1	2.2	0.6	0.0	15.7												
23		MITCH MCLAUGHLIN						<p>LAST GAME: Did not play. NOTE: Redshirted last season ... was team MVP and all-conference as a high school senior in basketball, leading team in scoring (10.1), rebounding (2.1), steals (2.2) and assists (2.4).</p>	<p>CAREER HIGHS Pts: Reb: 1 - Wm. Jewell, 11/10/12 Ast:</p>								
		<p>G • 6-1 • 181 • R.Fr. • Cedar Rapids, Iowa</p> <table border="1"> <thead> <tr> <th>PPG</th> <th>RPG</th> <th>APG</th> <th>SPG</th> <th>BPG</th> <th>MPG</th> </tr> </thead> <tbody> <tr> <td>0.0</td> <td>0.5</td> <td>0.0</td> <td>0.0</td> <td>0.0</td> <td>3.0</td> </tr> </tbody> </table>								PPG	RPG	APG	SPG	BPG	MPG	0.0	0.5
PPG	RPG	APG	SPG	BPG	MPG												
0.0	0.5	0.0	0.0	0.0	3.0												
24		JOEY KING						<p>LAST GAME: Had three assists and one point while hauling in five rebounds. NOTE: Shooting 18-of-46 in the last six games ... has hit his career high of 21 twice. averaged 23.9 points and six rebounds as a high school senior in 2011-12.</p>	<p>CAREER HIGHS Pts: 21 - Two times Reb: 10 - NCCU, 12/19/12 Ast: 4 - at Ill. State, 1/12/13</p>								
		<p>F • 6-9 • 215 • Fr. • Eagan, Minn.</p> <table border="1"> <thead> <tr> <th>PPG</th> <th>RPG</th> <th>APG</th> <th>SPG</th> <th>BPG</th> <th>MPG</th> </tr> </thead> <tbody> <tr> <td>6.9</td> <td>3.0</td> <td>0.9</td> <td>0.3</td> <td>0.3</td> <td>19.3</td> </tr> </tbody> </table>								PPG	RPG	APG	SPG	BPG	MPG	6.9	3.0
PPG	RPG	APG	SPG	BPG	MPG												
6.9	3.0	0.9	0.3	0.3	19.3												
34		BEN SIMONS						<p>LAST GAME: Scored 10 points, all in the second half, with seven rebounds. NOTE: Is 23-of-50 from the arc in the last eight games ... has 1,340 career points, eighth in Drake history, and is fourth in Drake history in three-pointers.</p>	<p>CAREER HIGHS Pts: 29 - Wichita St., 1/28/12 Reb: 10 - at Bradley, 12/29/12 Ast: 5 - C. Arkansas, 12/21/11</p>								
		<p>F • 6-8 • 206 • Sr. • Cadillac, Mich.</p> <table border="1"> <thead> <tr> <th>PPG</th> <th>RPG</th> <th>APG</th> <th>SPG</th> <th>BPG</th> <th>MPG</th> </tr> </thead> <tbody> <tr> <td>14.4</td> <td>3.8</td> <td>1.7</td> <td>0.9</td> <td>0.3</td> <td>34.8</td> </tr> </tbody> </table>								PPG	RPG	APG	SPG	BPG	MPG	14.4	3.8
PPG	RPG	APG	SPG	BPG	MPG												
14.4	3.8	1.7	0.9	0.3	34.8												
40		DADDY UGBEDE						<p>LAST GAME: Did not play due to a wrist injury. NOTE: Out indefinitely due to a wrist injury ... Ugbede helped lead Junipero Serra to a 31-3 record in 2011-12, and the CIF Southern Section 4AA crown.</p>	<p>CAREER HIGHS Pts: 12 - Creighton, 1/23/13 Reb: 5 - Two times Ast:</p>								
		<p>F • 6-7 • 220 • Fr. • Gardena, Calif.</p> <table border="1"> <thead> <tr> <th>PPG</th> <th>RPG</th> <th>APG</th> <th>SPG</th> <th>BPG</th> <th>MPG</th> </tr> </thead> <tbody> <tr> <td>2.7</td> <td>1.6</td> <td>0.1</td> <td>0.2</td> <td>0.0</td> <td>7.4</td> </tr> </tbody> </table>								PPG	RPG	APG	SPG	BPG	MPG	2.7	1.6
PPG	RPG	APG	SPG	BPG	MPG												
2.7	1.6	0.1	0.2	0.0	7.4												
45		SETH VANDEEST						<p>LAST GAME: scored 14 points with six rebounds and three blocks ... was 6-of-7 from the field. NOTE: Averaging 14.5 points and 8.0 rebounds in the last two games ... has taken a team-high 11 charges this season.</p>	<p>CAREER HIGHS Pts: 26 - S. Utah, 11/24/10 Reb: 10 - Two times Blk: 4 - Three times</p>								
		<p>C • 6-11 • 260 • R.Jr. • Bettendorf, Iowa</p> <table border="1"> <thead> <tr> <th>PPG</th> <th>RPG</th> <th>APG</th> <th>SPG</th> <th>BPG</th> <th>MPG</th> </tr> </thead> <tbody> <tr> <td>9.6</td> <td>4.8</td> <td>1.1</td> <td>0.4</td> <td>0.9</td> <td>21.7</td> </tr> </tbody> </table>								PPG	RPG	APG	SPG	BPG	MPG	9.6	4.8
PPG	RPG	APG	SPG	BPG	MPG												
9.6	4.8	1.1	0.4	0.9	21.7												



DRAKE ROSTER

PROJECTED STARTERS BASED ON PREVIOUS CONTEST

No.	Name	Pos.	Ht.	Wt.	Cl.	Hometown	PPG	RPG	APG	FG%	3FG%	FT%
1	Jordan Clarke	F	6-8	254	RSr.	Rockville, Md.	9.6	8.7	1.2	.566	.455	.545
3	Richard Carter	G	6-0	175	Jr.	Detroit, Mich.	9.2	2.2	3.5	.387	.345	.738
4	Chris Hines	G	6-0	185	Sr.	Houston, Texas	9.6	2.2	1.1	.398	.394	.855
34	Ben Simons	F	6-8	206	Sr.	Cadillac, Mich.	14.4	3.8	1.7	.441	.404	.896
45	Seth VanDeest	C	6-11	260	RJr.	Bettendorf, Iowa	9.6	4.8	1.1	.574	.000	.733

RESERVES

No.	Name	Pos.	Ht.	Wt.	Cl.	Hometown	PPG	RPG	APG	FG%	3FG%	FT%
0	Kori Babineaux	G	6-4	208	Fr.	Sacramento, Calif.	2.0	1.2	0.8	.356	.000	.308
2	Gary Ricks, Jr.	G	6-1	190	Jr.	Los Angeles, Calif.	2.9	1.4	1.1	.341	.323	.667
10	Jeremy Jeffers	F	6-6	213	RSo.	Wilson, N.C.	3.4	1.2	0.6	.384	.359	.875
11	Karl Madison	G	5-10	182	RSo.	Springfield, Ill.	0.0	0.0	0.0	.000	.000	.000
21	Robert Puleikis	C	6-10	215	Fr.	Detroit, Mich.	4.0	2.0	0.0	1.000	.000	.000
22	Micah Mason	G	6-2	173	Fr.	Natrona Heights, Pa.	5.5	1.1	2.2	.486	.500	.667
23	Mitch McLaughlin	G	6-1	181	RFr.	Cedar Rapids, Iowa	0.0	0.3	0.0	.000	.000	.000
24	Joey King	F	6-9	215	Fr.	Eagan, Minn.	6.9	3.0	0.9	.419	.367	.780
25	Matt Bowie	F	6-7	217	Sr.	Oskaloosa, Iowa	0.0	0.3	0.0	.000	.000	.000
40	Daddy Ugbede	F	6-7	220	Fr.	Gardena, Calif.	2.7	1.6	0.1	.625	.000	.667

SOUTHERN ILLINOIS ROSTER

PROJECTED STARTERS

No.	Name	Pos.	Ht.	Wt.	Cl.	Hometown	PPG	RPG	APG	FG%	3FG%	FT%
2	K. Brown-Surles	G	5-9	174	Sr.	Evansville, Ind.	5.9	1.9	2.4	.321	.319	.667
3	Desmar Jackson	G	6-5	173	Jr.	Warren, Ohio	15.2	5.7	2.0	.435	.319	.682
12	T.J. Lindsay	G	6-3	169	Sr.	Mansfield, Ohio	3.7	1.7	1.3	.371	.370	.900
15	Dantiel Daniels	F	6-5	230	So.	Wentzville, Mo.	7.8	3.1	0.6	.600	.000	.464
22	Jeff Early	G	6-1	187	Sr.	Glasgow, Va.	12.7	7.4	1.0	.507	.273	.732

RESERVES

No.	Name	Pos.	Ht.	Wt.	Cl.	Hometown	PPG	RPG	APG	FG%	3FG%	FT%
1	Jalen Pendleton	G	6-2	201	Fr.	Evansville, Ind.	4.1	1.8	0.9	.446	.381	.733
4	Davante Drinkard	F	6-9	243	Jr.	Toccoa, Ga.	2.0	1.9	0.2	.434	.000	.500
11	Colby Long	G	5-11	170	Jr.	Mt. Zion, Ill.	0.8	0.3	0.3	.353	.333	.333
21	Josh Swan	G	6-2	181	So.	Atlanta, Ga.	4.5	2.3	0.7	.449	.000	.560
23	Bola Olaniyan	F	6-8	219	Fr.	Lagos, Nigeria						
24	Diamond Taylor	G	6-4	173	Jr.	Chicago, Ill.	0.4	0.4	0.0	.250	.000	.000
25	Anthony Beane	G	6-2	171	Fr.	Normal, Ill.	9.3	2.6	1.5	.400	.313	.703
33	Ryan Bonifield	F	6-4	190	So.	Cartersville, Ill.	0.3	0.3	0.0	.000	.000	.500
34	Calvin Belts	F	6-5	220	Fr.	Maplewood, Mo.	0.0	0.3	0.0	.000	.000	.000
44	Chase Heins	F	6-6	264	Fr.	Campbell Hill, Ill.						

LEADERS

Drake		Category	Southern Illinois	
Ben Simons	14.4	Scoring	15.2	Desmar Jackson
Jordan Clarke	8.7	Rebounding	7.4	Jeff Early
Richard Carter	3.5	Assists	2.4	Kendal Brown-Surles
Jordan Clarke	1.4	Steals	1.8	Desmar Jackson
Seth VanDeest	0.9	Blocks	0.9	Dantiel Daniels
Ben Simons	143	Field Goals	158	Desmar Jackson
Ben Simons	324	Field Goal Attempts	363	Desmar Jackson
Seth VanDeest	.574	Field Goal Percentage	.600	Dantiel Daniels
Ben Simons	72	3-Point Field Goals	37	Kendal Brown-Surles
Ben Simons	178	3-Point Field Goal Attempts	116	Kendal Brown-Surles
Micah Mason	.500	3-Point Field Goal Percentage	.381	Jalen Pendleton
Seth VanDeest	85	Free Throws	88	Desmar Jackson
Jordan Clarke	134	Free Throw Attempts	128	Desmar Jackson
Ben Simons	.896	Free Throw Percentage	.732	Jeff Early

PRONUNCIATIONS

DRAKE		SOUTHERN ILLINOIS	
Kori Babineaux	BAB-in-o	Kendal Brown-Surles	Sirls
Robert Puleikis	poo-LAY-kiss	Dantiel Daniels	DAN-teel
Ben Simons	SY-muns	Anthony Beane	Bean
Daddy Ugbede	oo-BED-ay	Davante Drinkard	Duh-VON-tay, DRINK-erd
		Bola Olaniyan	oh-LAN-ee-yan

RECORD WHEN

At home	9-5
On the road	4-7
At neutral sites	1-3
In overtime	
In MVC games	7-10
In MVC tournament	
In non-conference games	7-5
In games decided by ...	
5 points or less	5-2
6-10 points	3-7
11 points or more	6-6
Leading at the half	
Trailing at the half	11-3
Tied at the half	3-11
0-1	
Shooting 40% or better	
Shooting less than 40%	13-9
Opp. 40% or better	1-5
Opp. less than 40%	8-14
Shooting better than opp.	6-1
Shooting worse than opp.	12-3
2-12	
Outrebounding opp.	
Opp. outrebounds DU	10-3
4-12	
Rebounds are tied	
70% or better on FT	
70% or less on FT	7-12
More FT att. than opp.	7-3
Less FT att. than opp.	8-3
Same FT att. as opp.	6-10
0-1	
40% or better on 3PT	
Less than 40% on 3PT	10-2
4-13	
More turnovers than opp.	
Less turnovers than opp.	6-9
Same turnovers as opp.	4-6
4-0	
Scoring 80 or more points	
Scoring 70-79 points	4-1
Scoring 60-69 points	8-7
Scoring 50-59 points	2-4
Scoring less than 50 points	0-3
Allowing 80 or more points	
Allowing 70-79 points	1-7
Allowing 60-69 points	2-7
Allowing 50-59 points	7-1
Allowing less than 50 points	4-0
On Sunday	
On Monday	0-4
On Tuesday	
On Wednesday	0-1
On Thursday	6-4
On Friday	0-1
On Saturday	2-0
6-5	
In November	
In December	3-3
In January	3-3
In February	4-5
In March	3-4

ON THE BENCH



CHRIS BRAZELTON
Assistant Coach

Joined the Drake men's basketball coaching staff as an assistant coach on May 24, 2012. He comes to Drake after spending the past five seasons as an assistant coach at the University of California Riverside. Brazelton joined the UCR staff under head coach Jim Wooldridge in 2007 after one year as a graduate assistant at the University of New Orleans under Buzz Williams.



STAN JOHNSON
Assistant Coach

Enters his second season with the Bulldogs in 2012-13 after being named an assistant coach on June 20, 2011. He spent the previous three years at the University of Utah as an assistant coach for the Utes.



BRETT NELSON
Assistant Coach


Enters his second season with the Bulldogs' program and is in his eighth season in the coaching ranks after an All-America playing career at Florida. Nelson joined Phelps' staff at Drake after spending the 2010-11 season at

Arkansas.



NATE MEYER
Director of Operations

Was promoted to coordinator of basketball operations for the Drake men's basketball program on May 24, 2012. The Urbandale, Iowa, native had previously served two years as a graduate manager.



GEORGE NEILSON
Graduate Manager



ADAM URNESS
Graduate Manager

- The Bulldogs defeated the Salukis earlier this season, 61-56, for their eighth straight win over SIU.
- The Salukis, who are winless on the road in the MVC this season, are led by Desmar Jackson's 15.2 points and 5.7 rebounds per game.
- On the season, the Bulldogs are converting from the three-point arc at a 38.9 percent clip to rank 18th nationally in three-point shooting.
- The Bulldogs have made 10 or more three-pointers in a game 10 times this season and twice in the last seven games. Creighton is the only MVC program that has more games with at least 10 three-pointers made this season.

A WIN WOULD ...

- Make Drake 15-15 on the season and 8-10 in the Missouri Valley Conference.
- Be Drake's ninth win in its last 15 games and fourth straight win.
- Combined with a UNI win over Illinois State, make Drake the No. 6 seed in next week's MVC tournament.
- Make Drake 30-51 all-time against the Salukis and 8-13 in the Knapp Center.
- Be the Bulldogs' ninth straight win over SIU.
- Be head coach Mark Phelps' 77th win at Drake, the sixth most in Drake history.
- Be the Bulldogs' 10th home win this season and fifth in MVC action.
- Be the 1,164th win in program history.

A LOSS WOULD ...

- Drop Drake to 14-16 on the season and 7-11 in the MVC.
- Snap Drake's eight-game win streak over the Salukis and make Drake 29-52 against SIU.
- Be SIU's first win in the series since Feb. 25, 2009.
- Be Drake's first loss in its last four games.

MVC SEEDING

- Heading into the regular-season finale, Drake can finish the season with one of four different seeds for the MVC Tournament.

If Drake wins ...

- And Illinois State loses, Drake earns the No. 6 seed.
- And Illinois State wins, Drake is the No. 7 seed.

If Drake loses ...

- And Bradley wins, Drake is the No. 8 seed.
- And Missouri State wins, Drake is the No. 9 seed.

ON A ROLL

- Drake has won three straight games, its longest win streak of the season with wins over Bradley, Green Bay and Indiana State.
- During the current three-game winning streak, the Bulldogs have been buoyed by defense, rebounding, limiting turnovers and free-throw shooting.
- In that span, Drake has held two opponents to less than 60 points with the three shooting a combined 36.8 percent shooting from the field.

THE LAST THREE GAMES

#	Player	gp-gs	Total			3-Point		F-Throw		Rebounds					pts	avg						
			min	avg	fg-fga	fg%	3fg-fga	3fg%	ft-fa	ft%	off	def	tot	avg			pf	dq	a	to	blk	stl
01	Clarke, Jordan	2-2	69	34.5	9-15	.600	0-1	.000	12-16	.750	10	15	25	12.5	6	1	3	1	1	3	30	15.0
45	VanDeest, Seth	3-3	84	28.0	14-22	.636	0-0	.000	15-19	.789	8	12	20	6.7	8	0	6	2	4	0	43	14.3
34	Simons, Ben	3-3	106	35.3	12-35	.343	8-22	.364	8-8	1.000	0	18	18	6.0	6	0	6	7	0	3	40	13.3
04	Hines, Chris	3-3	85	28.3	8-23	.348	7-17	.412	12-12	1.000	0	7	7	2.3	10	1	2	5	0	2	35	11.7
03	Carter, Richard	3-3	82	27.3	9-20	.450	1-5	.200	10-12	.833	1	7	8	2.7	9	0	9	4	1	5	29	9.7
00	Babineaux, Kori	2-0	15	7.5	6-10	.600	0-0	.000	0-0	.000	1	6	7	3.5	3	0	0	3	0	1	12	6.0
22	Mason, Micah	3-0	46	15.3	6-11	.545	4-9	.444	0-0	.000	0	2	2	0.7	4	0	7	1	0	2	16	5.3
10	Jeffers, Jeremy	3-0	46	15.3	4-7	.571	2-4	.500	2-4	.500	1	3	4	1.3	3	0	4	5	0	0	12	4.0
24	King, Joey	3-1	64	21.3	2-12	.167	0-8	.000	6-8	.750	2	6	8	2.7	6	0	4	3	0	1	3	3.3
02	Ricks, Gary	3-0	26	8.7	1-6	.167	1-4	.250	0-0	.000	0	3	3	1.0	1	0	0	1	0	1	3	1.0
23	McLaughlin, Mitch	1-0	1	1.0	0-0	.000	0-0	.000	0-2	.000	0	0	0	0.0	0	0	0	1	0	0	0	0.0
25	Bowie, Matt	1-0	1	1.0	0-0	.000	0-0	.000	0-0	.000	0	1	1	1.0	0	0	0	0	0	0	0	0.0
Team														3	5	8				1		
Total.....		3	625		71-161	.441	23-70	.329	65-81	.802	26	85	111	37.0	56	2	41	34	6	19	230	76.7
Opponents.....		3	625		64-174	.368	23-73	.315	43-57	.754	29	70	99	33.0	63	-	39	35	8	23	194	64.7

TOTAL POINTS RESPONSIBLE FOR

Below is a look at how many points the Bulldogs scored as a direct result of each player's assists, steals, offensive rebounds and blocks in 2012-13 combined with their scoring to give a better impression of their overall impact on the floor.

Player	Assists/G	Steals/G	Blocks/G	O-Reb/G	Total/G	Points	Offense/G
Simons	117/4.0	24/0.8	7/0.2	5/0.2	153.0/5.3	418	571/19.7
Carter	254/8.8	32/1.1	4/0.1	2/0.1	292.0/10.1	268	560/19.3
Clarke	88/3.3	33/1.2	2/0.1	100/3.7	223.0/8.3	258	481/17.8
VanDeest	81/2.8	18/0.6	10/0.3	56/1.9	165.0/5.7	279	444/15.3
Hines	84/3.0	17/0.6	0/0.0	5/0.2	106.0/3.8	269	375/13.4
Mason	144/5.3	19/0.7	0/0.0	0/0.0	163.0/6.0	149	312/11.6
King	64/2.2	13/0.4	3/0.1	25/0.9	105.0/3.6	199	304/10.5
Ricks	78/2.8	8/0.3	0/0.0	3/0.1	89.0/3.2	82	171/6.1
Puleikis	0/0.0	0/0.0	0/0.0	2/2.0	2.0/2.0	4	6/6.0
Jeffers	42/1.6	5/0.2	0/0.0	2/0.1	49.0/1.8	91	140/5.2
Babineaux	37/2.1	2/0.1	0/0.0	2/0.1	41.0/2.3	36	77/4.3
Ugbede	3/0.2	3/0.2	0/0.0	13/0.8	19.0/1.1	46	65/3.8
McLaughlin	0/0.0	0/0.0	0/0.0	0/0.0	0.0/0.0	0	0/0.0
Bowie	0/0.0	0/0.0	0/0.0	0/0.0	0.0/0.0	0	0/0.0

SERIES VS. INDIANA STATE

Series	SIU leads, 51-29
Last 10	Drake leads, 9-1
In Des Moines	Series tied, 19-19
In Knapp Center	SIU leads, 13-7
In Carbondale	SIU leads, 30-9
In SIU Arena	SIU leads, 30-9
Neutral	SIU leads, 2-1
First Meeting	Feb. 7, 1976 - L, 72-57
Last Meeting	Jan. 30, 2013 - W, 61-56
Most Drake Points	116, 1980
Most SIU Points	106, 1991
Fewest Drake Points	45, 2005
Fewest SIU Points	44, 2011
Largest Drake Margin of Victory	25, 1980
Largest SIU Margin of Victory	28, 2000
Streak	Drake, 8

• Drake owns an eight-game win streak over the Salukis with SIU's last win in the series coming on Feb. 29, 2009 in Des Moines.

• No player on Drake's roster has lost to SIU.

• SIU leads the all-time series, 51-29. The series is tied in Des Moines, 19-19, and SIU owns a 13-7 advantage in the Knapp Center.

LAST 10 MEETINGS

2009	Jan. 4	Carbondale	W, 67-60
2009	Feb. 25	Des Moines	L, 56-55
2010	Jan. 9	Carbondale	W, 70-65
2010	Feb. 16	Des Moines	W, 79-72
2010	Mar. 4	St. Louis	W, 63-61
2010	Dec. 29	Des Moines	W, 69-55
2011	Feb. 2	Carbondale	W, 65-44
2012	Jan. 18	Carbondale	W, 75-68 (OT)
2012	Feb. 22	Des Moines	W, 78-63
2013	Jan. 30	Carbondale	W, 61-56

CAREER STATS VS. INDIANA STATE

	GP-GS	FG-FGA	PCT	3FG-FGA	PCT	FT-FTA	PCT	REB-AVG.	AST.	BLK	STL	PTS/AVG
Hines	1-1	4-9	.444	4-8	.500	0-0	.000	0-0.0	0	0	0	12/12.0
King	1-0	4-4	1.000	1-1	1.000	1-2	.500	2-2.0	0	1	1	10/10.0
Simons	8-3	25-51	.490	11-26	.423	12-16	.750	26-3.3	9	0	5	73/9.1
VanDeest	5-5	11-20	.550	0-0	.000	14-19	.737	23-4.6	4	4	2	36/7.2
Carter	1-0	2-6	.333	1-1	1.000	2-4	.500	0-0.0	0	0	2	7/7.0
Madison	2-1	5-10	.500	0-0	.000	3-4	.750	1-0.5	4	0	0	13/6.5
Jeffers	3-2	4-8	.500	1-3	.333	5-7	.714	7-2.3	6	0	0	14/4.7
Clarke	4-3	4-13	.308	0-1	.000	10-12	.833	21-5.3	3	1	3	18/4.5
Mason	1-1	1-1	1.000	1-1	1.000	0-1	.000	2-2.0	1	0	1	3/3.0
Ricks	1-0	1-2	.500	1-2	.500	0-0	.000	1-1.0	2	0	0	3/3.0
Babineaux	1-0	0-1	.000	0-1	.000	0-0	.000	0-0.0	0	0	0	0/0.0

DRAKE 61
SOUTHERN ILLINOIS 56

Jan. 30, 2013 • Carbondale, Ill.
SIU Arena • 4,626

Senior Chris Hines scored a game-high 12 points to lead the Drake University men's basketball team to a 61-56 win over Southern Illinois at SIU Arena.

The Bulldogs shot 50 percent from the field and 53.3 percent from the arc to overcome 20 turnovers that allowed the Salukis to remain in the game via 21 points off turnovers.

Drake led by as many as 10 points in the second half before SIU rallied to tie the game, 54-54, with 1:33 left. A clutch three-pointer from junior Richard Carter on Drake's next possession broke the stalemate with a minute to play and the Bulldogs made 6-of-8 free throws in the final minute to seal the win.

DRAKE 61

Player	FG	3FG	FT	R	TP	A	MIN
Clarke - F	3-5	0-0	5-6	6	11	1	33
Simons - F	2-5	0-1	4-5	7	8	2	39
VanDeest - C	1-3	0-0	3-4	7	5	0	17
Hines - G	4-9	4-8	0-0	0	12	0	27
Mason - G	1-1	1-1	0-0	2	3	3	16
Babineaux	0-1	0-1	0-0	0	0	0	3
Ricks	1-2	1-2	0-0	1	3	2	17
Carter	2-6	1-1	2-4	0	7	0	22
Jeffers	1-2	0-0	0-0	1	2	2	13
King	4-4	1-1	1-2	2	10	0	13
Team				4			
Totals	19-38	8-15	15-22	30	61	8	200

	Half (34)	Final
FG%	.520 (13-25)	.500
3FG%	.500 (5-10)	.533
FT%	.750 (3-4)	.682

SOUTHERN ILLINOIS 56

Player	FG	3FG	FT	R	TP	A	MIN
Daniels - F	0-3	0-0	0-0	4	0	0	19
B-Surles - G	2-7	1-6	0-1	1	5	2	25
Jackson - G	5-12	1-7	4-6	9	15	6	34
Swan - G	4-5	0-0	2-4	2	10	1	35
Beane - G	1-9	0-4	2-4	1	4	1	30
Pendleton	0-0	0-0	0-0	0	0	0	3
Long	1-2	1-2	0-0	0	3	1	12
Lindsay	3-7	3-5	2-2	1	11	1	17
Early	3-6	0-1	2-2	8	8	1	24
Belts	0-1	0-0	0-0	0	0	0	1
TEAM				2			
Totals	19-52	6-25	12-19	28	56	13	200

	Half (28)	Final
FG%	.320 (8-25)	.365
3FG%	.385 (5-13)	.240
FT%	.538 (7-13)	.632

Fouls: DU 22 (King, 5), SIU 19 (Daniels, 4). Turnovers: DU 20 (King, 4), SIU 13 (Jackson, 6). Blocks: DU 1 (King, 1), SIU 2 (Daniels, 2). Steals: DU 6 (Carter, 2), SIU 9 (Jackson, 3)

- The Bulldogs have outrebounded all three of those opponents by an average of 4.0 per game while committing just 11.3 turnovers per game.
- From the free-throw line, Drake is shooting 80.2 percent and made 38 free throws – the second most in school history – against Bradley.
- In those three games, Drake has made more free throws than its opponents have made field goals.
- Additionally, those three foes were held to a combined 0.95 points per possession with Green Bay and Indiana State being held to an anemic 0.85 points per possession.

NOTES ON THE INDIANA STATE WIN ...

- Drake earned the season sweep over the Sycamores.
- The Bulldogs held ISU to 34.8 percent shooting and dominated in the paint with a 24-16 advantage in points in the paint.
- Drake held a +5 advantage on the glass, for its third straight game outrebounding its opponent.
- The game was played at a 61-possession pace, Drake's second slowest game of the season.
- The Bulldogs scored 1.10 points per possession while limiting ISU to 0.89 points per possession, the Sycamores' second lowest average in an MVC game.
- Jordan Clarke recorded his eighth straight game in double-figure scoring and 10th double-double of the season with 10 points and 10 rebounds.

SIMONS JOINS THE TOP 10

- Senior Ben Simons' 15 points at Wichita State moved him into 10th all-time at Drake with 1,294 points. He added six points against UNI, 14 points against Bradley and 16 against Green Bay and 10 at Indiana State to vault all the way into eighth in Drake history with 1,340 career points.
- He needs 131 more points to move into seventh with Wayne Kreklow.
- He is also fourth in career three-pointers at Drake with 228.

AND CLARKE IN STEALS

- Regarded as one of the best defensive big men in the conference, Jordan Clarke has left his mark on the defensive record books at Drake.
- In just three seasons at Drake, he has recorded 112 steals, the ninth most in Drake history.

Career Steals

1.	194	Matt Woodley	1997-2000
2.	190	Lonnie Randolph	2001-05
3.	188	William Celestine	1990-94
4.	180	Lynnrick Rogers	1993-97
5.	178	Nick Grant	2003-07
6.	149	Dan Knuckey	1992-96
7.	138	Josh Young	2006-10
8.	127	Chaun Brooks	2003-06
9.	112	Jordan Clarke	2010-Pres.
10.	109	Sam Roark	1986-90

DRAKE RECORDS MVC'S TOP DEFENSIVE SHOWING ON BRACKETBUSTERS SATURDAY

- Drake cruised to its easy win over Green Bay thanks in large part to the defense holding the Phoenix to just 0.80 points per possession.
- That average was a season best mark for the Bulldogs and the best by an MVC team in BracketBusters this season.
- Additionally, Drake held Green Bay to just 20.7 percent shooting in the second half.

FREE THROWS PAVE THE WAY AGAINST BRADLEY

- In the win against Bradley, Drake made a season-high 38 free throws.
- That ranks as the second most free throws in program history and the most against a Division I opponent.
- Drake was 18-of-20 from the line in the overtime period.

VANDEEST STEPS UP

- Junior Seth VanDeest recorded his first double-double of the season and the second of his career in the win over Green Bay as he was forced into extra service with Jordan Clarke out due to injury for the contest.
- The center scored 15 points and hauled in 10 rebounds with two assists in 32 minutes against the Phoenix.
- His other double-double came against Boise State on Dec. 12, 2010 with a 13-point, 10-rebound effort.
- He followed that effort up with 14 points, six rebounds, two assists and three blocks at Indiana State.

CLARKE CRUSHES CAREER HIGH AGAINST BRADLEY

- Senior Jordan Clarke scored a career-high 20 points on 5-of-9 shooting from the field and a 10-of-12 evening from the line against Bradley.
- He also added 15 rebounds (five offensive), an assist, a block and a steal in the win.
- He helped seal the win in overtime by making 5-of-6 free throws despite being a career 48 percent free-throw shooter.
- The game was another in a string of strong performances as he has scored in double-figures in eight straight games with five double-doubles in that span as well.
- At Evansville, he posted a 10-point, 14-rebound effort including five offensive rebounds and followed that with 10 points and eight rebounds at Wichita State. Against UNI, he scored 13 points and 11 rebounds.
- He missed the Green Bay contest due to a lingering knee injury, but returned against Indiana State to score 10 points with 10 rebounds.
- Equally impressive is the career 48 percent free-throw shooter has shot 77.8 percent from the line in the last eight games.
- Below are Clarke's stats during the current seven-game span compared with the previous nine MVC games.

Last 8 Games	Category	Previous 9
12.4	Points/G	6.8
10.0	Rebounds/G	7.6
3.9	Off. Rebounds/G	2.8
.583	FG%	.545
7.5	FGA/G	4.5
.778	FT%	.464
4.5	FTA/G	3.1

RACE TO 70

- Drake has scored 70 or more points in 20 of its 29 games, and seven of its last 11 this season. Drake is averaging 72.4 points per game, the third highest average in the MVC.
- Southern Illinois is allowing 67.6 points per game in MVC action this season and has allowed 70 or more points to an MVC foe seven times this season.
- Drake is 12-8 this season when scoring 70 or more points, but just 3-14 when its opponent hits the 70-point mark.

CARTER RETURNS TO THE STARTING FIVE WITH A FLOURISH

- Junior Richard Carter has impressed in his return to the starting lineup over the last eight games.
- In that span, he is averaging 10.0 points and 3.1 assists per game.
- His 30 assists have led to 76 points for his teammates.
- Below are Carter's stats in the last eight games compared with the previous 10 contests.

Last 8 Games	Category	Previous 10
10.6	Points/G	7.5
2.3	Rebounds/G	1.9
3.8	Assist/G	2.5
.373	FG%	.338
.158	3FG%	.364

TAKING CARE OF THE BALL

- In the last three games, Drake's point guard tandem of Richard Carter and Micah Mason boasts a 16-to-5 assist-to-turnover ratio.
- The Bulldogs have scored 40 points in that span as a result of their passes.

CHARTING THE DEFENSE

Below are the season scoring averages, field goal percentage, three-point field goal percentage, possessions, points per possession and turnover rate for each Drake opponent prior to facing the Bulldogs. Following that is each team's performance against Drake. Shaded cells indicate opponent was held below its season average.

Opponent	Pts.	FG%	3FG%	Poss.	Pts./Poss.	TO%
William Jewell	First game	First game	First game	First game	First game	First game
vs. Drake	66	.350	.133	72	0.92	19.4
Detroit	81	.412	.333	78.6	0.94	14.0
vs. Drake	85	.459	.300	83	1.03	18.1
California	76.3	.491	.429	71.0	1.08	19.3
vs. Drake	73	.472	.273	68	1.07	19.0
Rice	58.2	.359	.289	65.0	0.76	19.2
vs. Drake	66	.415	.375	64	1.04	12.6
Xavier	75.2	.554	.427	61.0	1.23	10.4
vs. Drake	74	.451	.333	69	1.08	17.4
Nevada	76.2	.444	.336	72.7	1.06	15.8
vs. Drake	66	.412	.300	72	0.92	20.9
St. Mary's	75.9	.497	.399	64.6	1.13	19.1
vs. Drake	88	.556	.423	73	1.21	27.6
IPFW	65.4	.404	.317	68.1	0.86	23.0
vs. Drake	64	.356	.294	84	0.76	24.9
Iowa State	82.4	.457	.360	76.5	1.08	20.0
vs. Drake	86	.441	.211	80	1.07	21.1
NC Central	67.7	.439	.304	66.3	0.89	23.4
vs. Drake	69	.482	.333	67	1.04	16.5
Eastern Illinois	56.1	.411	.432	62.4	0.89	20.7
vs. Drake	56	.452	.353	61	0.92	27.9
Bradley	71.2	.447	.274	69.2	1.02	17.0
vs. Drake	67	.418	.462	70	0.96	11.4
Wichita State	70.0	.451	.313	67.0	1.04	20.7
vs. Drake	75	.467	.480	68	1.10	17.6
Missouri State	58.4	.386	.282	62.9	0.84	17.8
vs. Drake	77	.510	.444	59	1.30	10.1
Creighton	79.5	.512	.437	67.8	1.17	16.9
vs. Drake	91	.642	.593	68	1.34	20.7
Illinois State	77.1	.484	.353	71.4	1.06	19.6
vs. Drake	77	.431	.350	74	1.04	16.2
Evansville	69.6	.450	.364	65.6	1.02	16.5
vs. Drake	69	.328	.263	78	0.88	20.5
UNI	68.3	.449	.363	66.0	0.99	18.8
vs. Drake	85	.600	.289	71	1.21	19.9
Creighton	78.9	.518	.452	67.1	1.18	17.6
vs. Drake	69	.450	.238	69	1.00	12.0
Missouri State	59.3	.399	.302	62.0	0.89	17.3
vs. Drake	78	.563	.545	64	1.22	14.1
Southern Illinois	65.2	.453	.345	65.3	0.97	19.0
vs. Drake	56	.365	.240	62	0.90	16.1
Indiana State*	67.4	.441	.324	66.7	0.99	19.1
vs. Drake	67	.500	.235	62.7	0.97	16.3
Illinois State	75.2	.463	.346	71.1	1.05	19.2
vs. Drake	94	.483	.333	78	1.20	14.1
Evansville	67.8	.437	.346	65.6	0.99	16.5
vs. Drake	66	.394	.368	79	1.07	8.9
Wichita State	69.1	.447	.337	66.1	1.04	19.9
vs. Drake	71	.441	.391	67	1.05	22.3
UNI	66.0	.445	.364	64.4	0.99	18.7
vs. Drake	71	.480	.500	63	1.12	25.3
Bradley	67.1	.438	.320	67.7	0.99	17.5
vs. Drake	70	.406	.393	69.1	1.05	15.0
Green Bay	66.5	.438	.334	65.9	0.99	20.8
vs. Drake	54	.339	.200	67	0.80	17.9
Indiana State	67.5	.440	.334	66.8	0.99	19.0
vs. Drake	56	.348	.320	63	0.89	17.5
Southern Illinois	63.6	.441	.320	64.2	0.97	18.6

Shaded cells indicate opponent was held below season average in category
 * For overtime games, points and possessions are limited to 40 minutes for consistent comparison.

ON THE ROAD

- The Bulldogs are 9-5 at the Knapp Center this season and 5-10 away from home in road and neutral-site games.
- Below is a comparison of the squad's stats at home and on the road.

Home	Category	Road/Neutral
75.8	Points/Game	69.2
71.9	Opp. Points/Game	74.3
+3.9	Scoring Margin	-5.1
.475	FG%	.424
.435	Opp. FG%	.453
.422	3FG%	.359
.344	Opp. 3FG%	.362
.734	FT%	.696
31.4	Rebounds/Game	32.5
33.0	Opp. Rebounds/Game	35.7
-1.6	Rebounding Margin	-1.2
13.8	Assists/Game	13.5
14.6	Turnovers/Game	13.5
-0.8	Turnover Margin	-1.2
6.4	Steals/Game	5.2
2.6	Blocks/Game	1.7

SIMONS STUFFS STAT SHEET FROM THE ARC

- Senior Ben Simons recorded one of the best outings by a Bulldog this season in the loss at Evansville.
- Simons scored a season-high 27 points on 9-of-12 shooting an a 5-of-7 showing from the three-point arc.
- He added a team-high 15 points on 5-of-11 shooting against Wichita State.
- Tough defense from UNI and namely Marc Sonnen limited Simons to just six points.
- He is 23-of-50 (46 percent) from the arc in last seven games.

SIMONS HITS 1,000-POINT PLATEAU

- Ben Simons' 20 points against Xavier made him the 23rd player in Drake history to record 1,000 career points.
- His 15 points at Wichita State moved him into 10th all-time at Drake and he has since climbed into eighth.
- Below are those near him in the rankings.

Career Scoring

6.	1,546	Lynnrick Rogers	1993-97
7.	1,471	Wayne Kreklow	1975-79
8.	1,340	Ben Simons	2009-Pres
9.	1,328	Luke McDonald	2000-03
10.	1,310	Ken Harris	1973-77

- He also moved into the top five all-time at Drake in three-pointers. Below is where he currently ranks in that category.

Three-Pointers in a Career

1.	255	Josh Young	2006-10
2.	241	Luke McDonald	2001-03
	241	Klayton Korver	2003-08
4.	228	Ben Simons	2009-Present
5.	178	Armand LeVasseur	1996-2000
6.	169	Matt Woodley	1997-2000

PICKING UP THE PACE

- Drake's offense has had 80 or more possessions in four games this season and is averaging 69.8 possessions per game.
- That pace ranks as the second fastest in the MVC and the 76th fastest nationally.
- In MVC play, Drake is playing at a 69.2 posses-

sion pace, the second fastest in the MVC

- Drake's 79 possessions against Evansville in the first meeting this season are the most in a regulation-length MVC game this season.

DEFENSE STUMBLES IN LOSSES

- In its MVC losses, Drake has allowed 1.15 points per possession, compared with just 1.00 points per possession allowed in its wins.
- That 0.15 point per possession difference when spread out over Drake's average MVC game accounts for a 10.5-point difference.

FROM THE ARC ...

- The Bulldogs remain one of the top three-point shooting teams in the nation, ranking ninth in three-pointers per game (8.8) and 18th in three-point percentage (.389).
- With two guaranteed games left on the schedule, the Bulldogs are on pace to finish the season with 270 three-pointers, the third most in school history. Below is a look at the Drake teams with the most three pointers in a season.

1.	310	2007-08	(840 att.)
2.	284	2009-10	(746 att.)
3.	266	2008-09	(765 att.)
4.	253	2012-13	(651 att.)
4.	232	2001-02	(595 att.)
5.	212	2011-12	(585 att.)
6.	203	2010-11	(573 att.)

- Drake has shot below 40 percent from the three-point arc just 13 times this season and better than 50 percent in five.
- Three-point shooting has been a hallmark of Drake teams under head coach Mark Phelps with the Bulldogs averaging 7.6 three-pointers per game on 36.7 percent shooting during Phelps' seasons at the helm of the squad.
- Of the top six seasons for three-pointers made, four have come during Phelps' tenure.
- Below is a summary of each team's three-point shooting over the past five seasons.

Season	3pt./G	3pt. pct.	NCAA Rank
2012-13	8.8	.389 (253-651)	18th
2011-12	6.2	.362 (212-585)	83rd
2010-11	6.5	.354 (203-573)	115th
2009-10	8.6	.381 (284-746)	31st
2008-09	8.1	.348 (266-765)	135th
Total	7.6	.367 (1206-3293)	

DEPTH ON THE ARC

- In addition to the gaudy three-point numbers, the Bulldogs also boast some of the most evenly distributed three-point success in the nation.
- Drake has four shooters, Ben Simons, Micah Mason, Chris Hines and Joey King, that are shooting at least 37.5 percent with 30 makes this season.
- Of the top-20 three-point shooting teams in the nation, only Saint Mary's claims more players that have accomplished the feat. The Gaels have five players at 37.5 percent or better with 30 makes.
- Following Drake with three is Creighton, Weber State, Duke and Michigan.
- Of the top-15 teams, two of them - Montana and North Carolina State - only have one player reach those benchmarks.

MVC STANDINGS

Through games played Feb. 23

	MVC	Overall
Wichita St.	12-5	24-6
Creighton	12-5	23-7
N. Iowa	10-7	17-13
Indiana St.	9-8	17-12
Evansville	9-8	17-13
Illinois St.	8-9	17-13
Bradley	7-10	16-14
Drake	7-10	14-15
Missouri St.	6-11	9-21
Southern Ill.	5-12	13-16

AROUND THE VALLEY

March 2

- Wichita State at Creighton
- Indiana State at Evansville
- Illinois State at UNI
- Southern Illinois at Drake
- Bradley at Missouri State

PRESSURE FREE THROWS

Below is a look at each player's success in pressure free-throw situations in the final three minutes (and overtimes) of games when the score is within 10 points.

Player	2012-13	
	FT-FTA	Pct.
Chris Hines	14-14	1.000
Seth VanDeest	6-6	1.000
Joey King	2-2	1.000
Ben Simons	17-21	.810
Richard Carter	16-20	.800
Jordan Clarke	6-12	.500
Micah Mason	1-2	.500

2012-13 POSSESSION STATS

Drake	MVC Avg.	Division I
Possessions Per Game		
69.8	66.2	67.5
Points Per Possession		
1.01	1.01	0.98
Points Per Possession Allowed		
1.04	0.98	0.98
Turnover Percentage		
19.4	18.2	19.5

SIMONS' STREAK ENDS ...

- Senior Ben Simons was held without a three-pointer in the loss at Creighton to end his streak of games with a three-pointer at 30, then longest in the Valley.
- He was also held without a three-pointer at Southern Illinois and at home against UNI.
- In his 121 career games at Drake, he has only been held without a three-pointer 24 times and just five times in the last 62 games.

HINES SHINES IN WINS

- Just four days after being held scoreless at Creighton, Chris Hines exploded for a career-high 23 points in the win at Illinois State.
- His previous career high of 21 came exactly one year to the day earlier while he was playing for Utah in a game at Stanford.
- For an encore, he scored a team-high 21 points on 5-of-6 shooting from the arc with four rebounds and two assists against Evansville.
- In addition to leading Drake in its first two MVC wins, the fifth-year senior has been a key component in the majority of Drake's wins this season and scored a team-high 12 points in the win at Southern Illinois.
- Below are Hines' stat lines from the Bulldogs' wins this season.

Opponent	FG-FGA	Pct	3FG-FGA	Pct	FT-FTA	Pct	Reb	A	Pts
vs. Rice	3-7	.429	3-6	.500	2-2	1.000	0	0	11
at Nevada	1-4	.250	1-4	.250	3-4	.750	4	1	6
JPFW	5-8	.625	3-6	.500	6-8	.750	3	2	19
NC Central	1-4	.250	0-2	.000	0-0	.000	2	0	2
Eastern Illinois	3-5	.600	3-4	.750	2-2	1.000	0	1	11
at Illinois State	9-17	.529	4-8	.500	1-3	.333	4	3	23
Evansville	6-9	.667	5-6	.833	4-4	1.000	4	2	21
Creighton	2-8	.250	1-4	.250	0-0	.000	5	1	5
at Southern Illinois	4-9	.444	4-8	.500	0-0	.000	0	0	12
Indiana State	0-5	.000	0-3	.000	2-2	1.000	3	4	2
Bradley	2-10	.200	2-6	.333	6-6	1.000	2	1	12
Green Bay	4-6	.667	4-6	.667	2-2	1.000	2	0	14
at Indiana State	2-7	.286	1-5	.200	4-4	1.000	3	1	9
Totals	42-99	.424	31-68	.456	32-37	.865	32	16	147/11.3

10 OR MORE

- Drake has made 10 or more three-pointers 10 times this season and is 6-4 in those games.
- Last season the Bulldogs had 10 or more three-pointers in a game just twice.
- Drake is second in the MVC in number of games with 10 or more three-pointers, just behind league leading Creighton.
- Below are Drake's 10-plus three-pointer games and results as well as the MVC totals for 10-plus three-pointer games and such games in conference play.

Drake's 10+ Three-Pointer Games

Date	Opponent	3FG-FGA	Pct.	Result	Score
Nov. 10	William Jewell	15-24	.625	W	96-66
Nov. 23	vs. Rice	11-25	.440	W	77-66
Nov. 25	vs. Xavier	11-28	.393	L	70-74
Dec. 19	NC Central	10-21	.476	W	72-69
Dec. 22	Eastern Illinois	13-22	.591	W	74-56
Jan. 12	at Illinois State	10-24	.417	W	82-77
Jan. 16	Evansville	11-20	.550	W	83-69
Jan. 25	at Missouri State	11-28	.393	L	72-78
Feb. 6	Illinois State	12-28	.429	L	86-94
Feb. 10	at Evansville	10-21	.476	L	84-78

10+ Three-Pointers In a Game By MVC Teams

Team	Total Games/10+Three-Pointers	MVC Games
Creighton	13	8
Drake	10	5
Illinois State	10	6
Northern Iowa	6	3
Missouri State	5	3
Wichita State	2	1
Evansville	2	0
Indiana State	1	0
Bradley	1	1
Southern Illinois	0	0

DOUBLE-DOUBLE FEAT

- In the win at Illinois State, Jordan Clarke and Joey King each recorded a double-double.
- Clarke's came via a 16-point - on 7-of-7 shooting, with 11-rebound night

while King added 11 points and 11 rebounds with a career-high four assists.

- It marked the first time two Bulldogs recorded a double-double since Jan. 24, 2009 when Jonathan Cox and Craig Stanley did the same.
- That accounted for a period of 125 games or 1,449 calendar days.
- This season in the MVC, a team has had two or more players notch a double-double in the same game just four times. Creighton's Gregory Echenique and Doug McDermott each had a double-double in their contest against Evansville while SIU's Jeff Early and Desmar Jackson have done it twice (SIU-Edwardsville, Nicholls State).
- Below is a summary of the Bulldogs' 13 double-doubles this season. Jordan Clarke is currently tied for second in the MVC in double-doubles with 10.

Player	Opponent	Date	Pts.	Reb.
Clarke	Indiana State	Feb. 27	10	10
VanDeest	Green Bay	Feb. 23	15	10
Clarke	Bradley	Feb. 20	20	15
Clarke	UNI	Feb. 16	13	11
Clarke	at Evansville	Feb. 10	10	14
Clarke	Illinois State	Feb. 6	12	10
Clarke	at Illinois State	Jan. 12	16	11
King	at Illinois State	Jan. 12	11	11
Simons	at Bradley	Dec. 29	13	10
Clarke	vs. Xavier	Nov. 25	12	11
Clarke	vs. Rice	Nov. 23	15	18
Clarke	vs. California	Nov. 22	11	10
Clarke	at Detroit	Nov. 17	17	10

PHELPS AMONG THE BEST ON THE DRAKE BENCH

- In his first four seasons at the helm of the Drake program, head coach Mark Phelps collected 62 victories, more than any other head coach in the program's history through their first four seasons.
- Below is where Phelps ranks in wins through the first four seasons at Drake

Wins In First Four Seasons at Drake

Rank	Wins	Coach	Seasons
1.	62	Mark Phelps	2008-11
2.	55	Maury John	1958-61
3.	54	Tom Davis	2003-06
4.	51	Jack McClelland	1948-51
5.	45	Gary Garner	1981-84

- In just four seasons, Phelps already had more winning seasons than all but three of the Bulldogs' coaches since 1950 with two winning seasons. Below are the 11 Drake coaches since 1950, their winning seasons, total season and percentage of winning seasons in their career at Drake.

Coach	Winning Seasons	Total Seasons	Pct.
Maury John (1958-70)	9	13	.692
Bob Ortegal (1974-80)	4	7	.571
Jack McClelland (1948-55)	3	8	.375
Mark Phelps (2008-Pres)	2	4	.500
Gary Garner (1981-1987)	2	7	.286
Keno Davis (2007)	1	1	1.000
John Bennington (1956-57)	1	2	.500
Tom Davis (2003-06)	1	4	.250
Howard Stacey (1971-73)	1	3	.333
Tom Abatemarco (1988-89)	0	2	.000
Rudy Washington (1990-1995)	0	6	.000
Kurt Kanaskie (1996-2002)	0	7	.000

- Additionally, Phelps' MVC winning percentage in MVC games during the first five years of his career is the highest of Drake coaches with a 5-year or longer tenure since the Bulldogs resumed MVC play in the 1950s.

Rank	MVCPct.	Coach	1st 5 Seasons
1.	.406 (37-52)	Mark Phelps	(2008-Pres.)
2.	.415 (34-48)	Gary Garner	(1981-85)
3.	.386 (27-43)	Bob Ortegal	(1974-78)
4.	.375 (24-40)	Maury John	(1958-62)
5.	.352 (31-57)	Rudy Washington	(1990-94)
6.	.189 (17-73)	Kurt Kanaskie	(1996-00)



GAME-BY-GAME POSSESSION/TEMPO STATS

Date	Opponent	DU Pts./Poss.	Opp. Pts./Poss.	DU Floor Pct.	Opp. Floor Pct.	DU Turnover Pct.	Opp. Turnover Pct.	DU Efficiency Leader
11/10/12	William Jewell	1.19	0.83	52.0	42.0	19.9	18.0	Simons (23)
11/17/12	at Detroit	0.95	1.03	42.5	47.4	21.6	18.1	Clarke (21)
11/22/12	vs. California	1.00	1.07	46.0	53.0	14.2	19.0	VanDeest (16)
11/23/12	vs. Rice	1.24	1.04	56.7	42.6	12.8	12.6	Clarke (29)
11/25/12	vs. Xavier	0.97	1.08	44.7	49.2	16.6	17.4	King (19)
11/30/12	at Nevada	1.07	0.92	50.7	39.4	15.4	20.9	Carter (20)
12/05/12	Saint Mary's	0.97	1.21	40.0	55.4	18.6	27.6	Jeffers (15)
12/08/12	IPFW	0.98	0.76	42.6	38.8	21.1	24.9	Carter (19)
12/15/12	vs. Iowa State	0.95	1.07	42.1	53.9	17.3	21.1	VanDeest (17)
12/19/12	North Carolina Central	1.15	1.04	48.2	50.7	19.2	16.7	VanDeest (17)
12/22/12	Eastern Illinois	1.24	0.92	49.1	44.1	23.5	27.9	Mason (24)
12/29/12	at Bradley	0.78	0.96	40.8	44.4	23.3	11.4	VanDeest (13)
01/02/13	Wichita State	0.91	1.10	43.7	51.4	27.3	17.6	Mason/King (15)
01/05/13	Missouri State	1.02	1.30	49.2	61.8	15.7	10.1	King (21)
01/08/13	at Creighton	0.92	1.34	40.9	58.2	10.5	20.7	King (14)
01/12/13	at Illinois State	1.05	1.04	47.3	51.9	19.2	16.2	Clarke (23)
01/16/13	Evansville	1.06	0.88	45.2	37.8	20.4	20.4	Hines (24)
01/20/13	at UNI	0.77	1.21	37.8	51.6	21.0	19.9	Clarke (17)
01/23/13	Creighton	1.02	1.00	50.0	47.8	19.4	13.0	Carter (22)
01/27/13	at Missouri State	1.10	1.22	52.9	57.9	13.7	14.1	Simons/Mason (18)
01/30/13	at Southern Illinois	0.96	0.99	40.4	44.3	29.9	16.1	Simons/Clarke (11)
02/02/13	Indiana State	1.03	0.97	47.9	43.5	19.5	16.3	Simons (20)
02/06/13	Illinois State	1.10	1.20	47.3	52.2	19.2	14.1	Clarke (18)
02/10/13	at Evansville	1.03	1.07	46.8	46.6	23.8	8.9	Simons (26)
02/13/13	at Wichita State	0.84	1.05	36.9	53.5	24.0	22.3	Carter (14)
02/16/13	Northern Iowa	1.00	1.12	50.0	48.8	28.2	25.3	Clarke (22)
02/20/13	Bradley	1.11	1.05	44.3	49.4	14.5	15.0	Clarke (29)
02/23/13	Green Bay	1.08	0.80	50.0	40.8	18.3	17.9	Simons (20)
02/27/13	at Indiana State	1.10	0.89	51.7	36.8	14.7	17.5	VanDeest (22)
	SEASON HIGH	1.24	1.34	56.7	61.8	29.9	27.9	Clarke (29)
	SEASON LOW	0.77	0.83	36.9	36.8	10.5	8.9	

LEADS AND SPECIALTY STATS

Date	Opponent	W/L	Score	Biggest Lead				Time in the lead			Biggest Run		In the Paint		Off Turnovers		2nd Chance		Fast Break	
				DU	Opp	Ties	LC	DU	Opp	Tied	DU	Opp	DU	Opp	DU	Opp	DU	Opp	DU	Opp
11/10/12	Wm. Jewell	W	96-66	35	4	3	1	34:44	3:34	1:42	12	5	32	22	18	17	13	18	14	4
11/17/12	at Detroit	L	85-79	4	14	4	3	5:19	32:40	2:01	9	13	35	36	22	26	14	8	12	14
11/22/12	vs. California	L	73-70	9	10	11	12	13:07	21:07	5:46	8	10	20	26	17	11	3	12	2	0
11/23/12	vs. Rice	W	77-66	13	6	2	8	32:55	6:14	0:51	10	8	16	20	4	6	12	5	2	0
11/25/12	vs. Xavier	L	74-70	4	11	3	8	8:11	28:59	2:50	7	11	18	32	15	14	15	9	0	0
11/30/12	at Nevada	W	76-66	15	4	7	6	34:29	3:09	3:22	6	5	28	12	9	12	14	0	12	9
12/05/12	St. Mary's	L	88-73	2	20	1	1	0:41	37:42	1:37	8	8	24	32	22	15	7	12	4	10
12/08/12	IPFW	W	74-64	16	NA	2	0	38:20	00:00	1:40	12	7	24	28	30	22	5	9	11	11
12/15/12	vs. Iowa State	L	86-77	7	10	2	4	4:59	33:30	1:31	11	8	38	40	17	19	4	11	4	10
12/19/12	NC Central	W	72-69	12	5	9	4	26:58	6:39	6:23	10	8	20	30	13	13	9	11	5	2
12/22/12	E. Illinois	W	74-56	24	2	4	4	34:52	2:39	2:29	14	8	16	18	18	18	10	6	6	2
12/29/12	at Bradley	L	67-57	1	18	3	4	0:40	36:30	2:50	10	8	16	26	6	23	13	5	8	10
01/02/13	Wichita State	L	75-63	NA	17	2	0	NA	39:17	0:43	12	9	24	26	14	29	9	14	5	8
01/05/13	Missouri State	L	77-65	2	16	1	1	0:25	36:37	2:57	8	8	28	24	6	17	10	13	2	2
01/08/13	at Creighton	L	91-61	NA	35	0	0	NA	39:16	0:44	5	14	20	26	16	11	11	9	0	4
01/12/13	at Ill. State	W	82-77	15	10	3	3	16:39	20:46	2:35	9	6	28	32	14	21	8	12	11	11
01/16/13	Evansville	W	86-69	16	10	7	16	17:56	18:29	3:35	10	8	18	18	17	12	7	6	7	4
01/20/13	at UNI	L	85-55	4	36	3	6	2:58	35:37	1:25	5	16	26	36	15	24	7	4	0	6
01/23/13	Creighton	W	74-69	16	7	5	4	27:26	9:06	3:28	12	9	20	32	9	17	5	5	8	4
01/27/13	at Mo. State	L	78-72	10	10	0	6	15:20	24:09	0:31	14	9	24	34	16	12	11	6	2	4
01/30/13	at SIU	W	61-56	10	5	4	4	26:45	10:17	2:58	8	6	18	22	12	21	6	7	5	4
02/02/13	Indiana St.	W ^{OT}	74-71	8	8	5	5	17:43	21:49	5:28	12	7	36	42	10	20	2	6	4	6
02/06/13	Illinois State	L	94-86	17	8	0	1	37:49	1:44	0:27	6	13	20	38	10	20	8	13	9	10
02/10/13	at Evansville	L ^{OT}	84-78	9	6	11	16	25:50	11:32	7:38	6	7	32	18	11	25	15	11	4	2
02/13/13	at Wichita St.	L	71-56	3	21	3	5	4:32	31:00	4:28	8	15	12	22	12	19	8	22	4	4
02/16/13	UNI	L	74-64	4	11	6	17	9:01	23:13	7:46	6	6	30	16	21	13	8	8	7	10
02/20/13	Bradley	W ^{OT}	92-84	10	12	7	10	10:00	31:17	3:43	9	8	28	26	11	15	8	12	4	15
02/23/13	Green Bay	W	71-54	20	10	5	8	24:26	12:35	2:59	10	6	24	24	20	3	11	9	6	0
02/27/13	at Indiana St.	W	67-56	15	6	2	1	23:30	13:12	3:18	13	6	24	16	8	5	10	10	6	2
	Biggest			35	36	11	16	38:20	39:17	7:38	14	16	35	36	22	29	15	22	14	14





0
6-4 • 203 • Fr. **Guard**
Kori BABINEAUX
Folsom, Calif. (Lake Forest Academy)

2012-13

Posted career highs with 10 points and seven rebounds against Green Bay ... scored six points, all in a brief span in the first half, at Wichita State ... saw 16 minutes of action, his most since the season opener, against Missouri State ... returned to the lineup against NC Central after a two-game absence ... scored two points in Anaheim against Rice and had two assists against Xavier ... was scoreless in five minutes of action at Detroit ... had seven points and four assists in the season opener ... scored five points with four rebounds and two assists in the exhibition against SBU ...

playing one season at Lake Forest (Ill.) Academy. Prior to that he was a two-sport star in basketball and football at Folsom (Calif.) High School.

In his one season at Lake Forest Academy, the 6-foot-4, 205-pound guard averaged 27.6 points, six rebounds, five assists and three steals per game. Babineaux scored a season-high 48 points and followed up with 43 points in back-to-back games in late November.

Babineaux was a two-sport star at Folsom (Calif.) High School from 2007-11, earning three first-team all-league selections in basketball and two in football as a wide receiver and cornerback.

Notes

Kori Babineaux enters his freshman season at Drake after

BABINEAUX'S 2012-13 GAME-BY-GAME STATS

Opponent	Date	GS	Min	FGFGA	Pct	3FGFGA	Pct	FTFTA	Pct	Off	Def	Tot	Avg	PF	FO	A	TO	Blk	Stl	Pts	Avg
WILLIAM JEWELL	11/10/12		19	3 8	.375	0 1	.000	1 3	.333	0 2	2 2	2 0	3 0	4	6	0	0	0	0	7	7.0
at Detroit	11/17/12		5	0 0	.000	0 0	.000	0 0	.000	0 0	0 0	1 0	3 0	0	2	0	0	0	0	0	3.5
vs California	11/22/12		14	0 2	.000	0 1	.000	0 0	.000	0 1	1 1	1 0	4 0	3	2	0	0	0	0	2.3	
vs Rice	11/23/12		13	1 4	.250	0 1	.000	0 1	.000	0 2	2 1	1 3	2 0	0	1	0	0	0	0	2.3	
vs Xavier	11/25/12		5	0 2	.000	0 1	.000	0 0	.000	1 0	1 1	1 2	0 0	2	1	0	0	0	0	1.8	
at Nevada	11/30/12		5	0 0	.000	0 0	.000	0 0	.000	0 0	0 0	1 0	1 0	0	0	0	0	0	0	1.5	
SAINT MARY'S	12/05/12		4	0 2	.000	0 0	.000	0 0	.000	1 2	3 1	1 3	1 0	1	1	0	0	0	0	1.3	
IPFW	12/08/12																				
vs. Iowa State	12/15/12																				
N.C. CENTRAL	12/19/12		1	0 0	.000	0 0	.000	0 1	.000	0 0	0 0	1 1	1 0	0	0	0	0	0	0	1.1	
EASTERN ILLINOIS	12/22/12		7	0 1	.000	0 0	.000	2 4	.500	0 0	0 0	1 0	4 0	1	3	1	0	0	2	1.2	
at Bradley	12/29/12																				
WICHITA STATE	01/02/13																				
MISSOURI STATE	01/05/13		16	1 4	.250	0 1	.000	0 2	.000	1 0	1 1	1 0	3 0	0	2	0	0	0	2	1.3	
at Creighton	01/08/13		6	0 0	.000	0 0	.000	1 2	.500	0 1	1 1	1 0	0 0	0	1	0	0	0	0	1.3	
at Illinois State	01/12/13																				
at UNI	01/20/13		4	1 3	.333	0 0	.000	0 0	.000	0 0	0 0	0 0	0 0	2	0	1	0	0	0	2	
CREIGHTON	01/23/13																				
at Missouri State	01/27/13																				
at Southern Illinois	01/30/13		3	0 1	.000	0 1	.000	0 0	.000	0 0	0 0	0 0	0 0	0	0	0	0	0	0	1.2	
INDIANA STATE	02/02/13																				
ILLINOIS STATE	02/06/13																				
at Evansville	02/10/13		9	1 2	.500	0 0	.000	0 0	.000	0 1	1 1	0 9	3 0	1	1	1	0	1	2	1.3	
at Wichita State	02/13/13		15	3 5	.600	0 1	.000	0 0	.000	0 2	2 2	0 9	1 0	1	2	0	1	6	1.6		
UNI	02/16/13		5	0 1	.000	0 0	.000	0 0	.000	0 0	0 0	0 9	0 0	1	1	0	0	0	0	1.5	
BRADLEY	02/20/13		2	1 2	.500	0 0	.000	0 0	.000	0 0	0 0	0 8	1 0	0	1	0	0	0	2	1.5	
GREEN BAY	02/23/13		13	5 8	.625	0 0	.000	0 0	.000	1 6	7 1	2 2	2 0	0	2	0	1	10	2.0		
at Indiana State	02/27/13																				
Totals			0	146	16 45	.356	0 7	.000	4 13	.308	4 17	21 1.2	31 0	15	26	1	3	36	2.0		

SEASON AVERAGES

Games played:	18
Minutes/game:	8.1
Points/game:	2.0
FG Pct:	35.6
3FG Pct:	0.0
FT Pct:	30.8
Rebounds/game:	1.2
Assists/game:	0.8
Turnovers/game:	1.4
Assist/turnover ratio:	0.6
Steals/game:	0.2
Blocks/game:	0.1

MISCELLANEOUS STATS


Category	2012-13
Double-digit scoring	1
20+ point games	No
Double-digit rebounding	No
Double-doubles	No
Led Drake in scoring	No
Led Drake in rebounding	No
Led Drake in three-pointers	No
Led Drake in assists	1
Led Drake in steals	1
Led Drake in blocks	No
5+ assist games	No
3+ three-pointers	No
3+ steal games	No
3+ block games	No

BABINEAUX'S CAREER STATS

Year	GP	GS	Min	Avg	FG	FGA	Pct	3FG	3FGA	Pct	FT	FTA	Pct	Off	Def	Tot	Avg	PF	FO	Ast	TO	Blk	Stl	Pts	Avg
2012-13	18	0	146	8.1	16	45	.356	0	7	.000	4	13	.308	4	17	21	1.2	31	0	15	26	1	3	36	2.0
TOTAL	18	0	146	8.1	16	45	.356	0	7	.000	4	13	.308	4	17	21	1.2	31	0	15	26	1	3	36	2.0

BABINEAUX'S CAREER MVC STATS

Year	GP	GS	Min	Avg	FG	FGA	Pct	3FG	3FGA	Pct	FT	FTA	Pct	Off	Def	Tot	Avg	PF	FO	Ast	TO	Blk	Stl	Pts	Avg
2012-13	8	0	60	7.5	7	18	.389	0	3	.000	1	4	.250	1	4	5	0.6	10	0	4	8	0	2	15	1.9
TOTAL	8	0	60	7.5	7	18	.389	0	3	.000	1	4	.250	1	4	5	0.6	10	0	4	8	0	2	15	1.9



3
 5-11 • 177 • Jr. **Guard**
Rich CARTER
 Detroit, Mich. (Cloud County)

2012-13

Has started the last eight games and averaged 11.0 points and 3.8 assists in those games ... scored a career-high 20 points with seven rebounds in the win over Creighton ... had 13 points and six assists against Evansville ... had nine points and four assists against Iowa State ... recorded a career high in assists and steals against IPFW with eight and six ... had a team-high 16 points with a career-high seven rebounds at Nevada ... had four points and three assists in the loss to Xavier ... scored 13 points in the loss to Cal and had five assists in the win over Rice at the DIRECTV Classic ... playing in his hometown, scored 10 points with four assists and two steals at Detroit ... scored 19 points on 4-of-4 shooting from the arc and his four assists led to 11 points against William Jewell ... was nearly

perfect at the point with 10 assists and no turnovers in the exhibition against SBU ...

Richard Carter comes to Drake from Cloud County (Kansas) Community College, where he earned all-conference honors for two seasons. Carter was a prep star at Cody High School in Detroit, where he was first-team All-Metro and honorable mention Class A all-state.

Carter completed his sophomore season at Cloud County Community College in Concordia, Kan., in 2011-12, averaging 18.9 points and 5.3 assists per game to earn first-team Jayhawk West All-Conference and All-Region VI honors. He was named Freshman of the Year in the Jayhawk West Conference for 2010-11, averaging 17 points per game.

CARTER'S 2012-13 GAME-BY-GAME STATS

Opponent	Date	GS	Min	FG FGA	Pct	3FG FGA	Pct	FT FTA	Pct	Off	Def	Tot	Avg	PF	FO	A	TO	Blk	Stl	Pts	Avg		
WILLIAM JEWELL	11/10/12	*	19	7 10	.700	4 4	1.000	1 2	.500	0 4	4 4	4.0	1 0	4	3	0	0	0	0	19	19.0		
at Detroit	11/17/12	*	34	4 10	.400	0 2	.000	2 6	.333	0 2	2 2	3.0	4 0	4	5	0	2	10	14.5				
vs California	11/22/12	*	28	4 8	.500	2 2	1.000	3 6	.500	0 2	2 2	2.7	4 0	3	2	0	1	13	14.0				
vs Rice	11/23/12	*	26	3 9	.333	0 2	.000	0 0	.000	0 3	3 2	2.8	2 0	5	1	0	0	6	12.0				
vs Xavier	11/25/12	*	25	2 7	.286	0 1	.000	0 0	.000	0 2	2 2	2.6	3 0	3	1	0	2	4	10.4				
at Nevada	11/30/12	*	34	6 12	.500	1 2	.500	3 4	.750	0 7	7 3	3.3	2 0	4	1	0	2	16	11.3				
SAINT MARY'S	12/05/12	*	22	1 3	.333	0 0	.000	6 8	.750	0 1	1 3	3.0	3 0	4	4	0	1	8	10.9				
IPFW	12/08/12	*	29	3 6	.500	0 1	.000	0 0	.000	0 3	3 3	3.0	1 0	8	4	0	5	6	10.3				
vs Iowa State	12/15/12	*	25	2 10	.200	0 1	.000	5 5	1.000	1 1	2 2	2.9	3 0	4	4	0	1	9	10.1				
N.C. CENTRAL	12/19/12		23	3 5	.600	2 2	1.000	5 7	.714	0 1	1 1	2.7	2 0	5	2	0	1	13	10.4				
EASTERN ILLINOIS	12/22/12		11	1 1	1.000	0 0	.000	2 2	1.000	0 0	0 0	2.5	4 0	2	0	0	2	4	9.8				
at Bradley	12/29/12		28	1 7	.143	0 3	.000	0 0	.000	1 1	2 2	2.4	1 0	5	3	0	1	2	9.2				
WICHITA STATE	01/02/13		16	1 5	.200	0 1	.000	1 2	.500	1 1	2 2	2.4	1 0	2	3	0	0	3	8.7				
MISSOURI STATE	01/05/13	*	24	1 7	.143	0 2	.000	3 4	.750	1 1	2 2	2.4	4 0	3	2	0	0	5	8.4				
at Creighton	01/08/13		16	3 8	.375	0 1	.000	0 0	.000	0 2	2 2	2.3	1 0	2	0	0	1	6	8.3				
at Illinois State	01/12/13		12	0 4	.000	0 1	.000	0 0	.000	1 0	1 1	2.3	1 0	2	1	0	0	0	7.8				
EVANSVILLE	01/16/13		25	3 8	.375	2 3	.667	5 6	.833	0 1	1 1	2.2	4 0	6	3	0	1	13	8.1				
at UNI	01/20/13		28	6 12	.500	2 4	.500	2 4	.500	0 2	2 2	2.2	2 0	2	3	0	0	16	8.5				
CREIGHTON	01/23/13		29	7 9	.778	2 2	1.000	4 7	.571	0 7	7 2	2.4	4 0	2	2	0	1	20	9.1				
at Missouri State	01/27/13		15	1 8	.125	1 4	.250	0 0	.000	0 0	0 0	2.3	4 0	1	2	0	0	3	8.8				
at Southern Illinois	01/30/13		22	2 6	.333	1 1	1.000	2 4	.500	0 0	0 0	2.2	2 0	0	2	0	2	7	8.7				
INDIANA STATE	02/02/13	*	37	5 9	.556	1 2	.500	0 0	.000	0 1	1 1	2.1	2 0	2	4	0	2	11	8.8				
ILLINOIS STATE	02/06/13	*	31	5 13	.385	1 4	.250	6 6	1.000	0 2	2 2	2.1	2 0	6	2	0	1	17	9.2				
at Evansville	02/10/13	*	38	3 12	.250	0 3	.000	7 8	.875	1 3	4 2	2.2	1 0	7	1	0	0	13	9.3				
at Wichita State	02/13/13	*	33	1 4	.250	0 1	.000	9 10	.900	0 2	2 2	2.2	2 0	6	3	0	2	11	9.4				
UNI	02/16/13	*	32	2 9	.222	0 4	.000	0 0	.000	0 1	1 1	2.2	4 0	0	6	0	0	4	9.2				
BRADLEY	02/20/13	*	28	3 7	.429	0 2	.000	4 5	.800	1 5	6 2	2.3	3 0	0	1	0	1	10	9.2				
GREEN BAY	02/23/13	*	23	1 4	.250	0 0	.000	2 2	1.000	0 0	0 0	2.2	3 0	5	1	0	3	4	9.0				
at Indiana State	02/27/13	*	31	5 9	.556	1 3	.333	4 5	.800	0 2	2 2	2.2	3 0	4	2	1	1	15	9.2				
Totals			18	744	.387	20	58	.345	76	103	.738	7	57	64	2.2	73	0	101	68	1	33	268	9.2

SEASON AVERAGES

Games played:	29
Minutes/game:	25.7
Points/game:	9.2
FG Pct:	38.7
3FG Pct:	34.5
FT Pct:	73.8
Rebounds/game:	2.2
Assists/game:	3.5
Turnovers/game:	2.3
Assist/turnover ratio:	1.5
Steals/game:	1.1
Blocks/game:	0.0

MISCELLANEOUS STATS

Category	2012-13
Double-digit scoring	14
20+ point games	1
Double-digit rebounding	No
Double-doubles	No
Led Drake in scoring	6
Led Drake in rebounding	2
Led Drake in three-pointers	2
Led Drake in assists	18
Led Drake in steals	10
Led Drake in blocks	No
5+ assist games	7
3+ three-pointers	1
3+ steal games	2
3+ block games	No

CARTER'S CAREER STATS

Year	GP	GS	Min	Avg	FG	FGA	Pct	3FG	3FGA	Pct	FT	FTA	Pct	Off	Def	Tot	Avg	PF	FO	Ast	TO	Blk	Stl	Pts	Avg
2012-13	29	18	744	25.7	86	222	.387	20	58	.345	76	103	.738	7	57	64	2.2	73	0	101	68	1	33	268	9.2
TOTAL	29	18	744	25.7	86	222	.387	20	58	.345	76	103	.738	7	57	64	2.2	73	0	101	68	1	33	268	9.2

CARTER'S CAREER MVC STATS

Year	GP	GS	Min	Avg	FG	FGA	Pct	3FG	3FGA	Pct	FT	FTA	Pct	Off	Def	Tot	Avg	PF	FO	Ast	TO	Blk	Stl	Pts	Avg
2012-13	17	8	445	26.2	49	137	.358	11	41	.268	47	61	.770	6	31	37	2.2	41	0	50	40	1	13	156	9.2
TOTAL	17	8	445	26.2	49	137	.358	11	41	.268	47	61	.770	6	31	37	2.2	41	0	50	40	1	13	156	9.2



1
6-8 • 256 • Sr. **Forward**
Jordan CLARKE
Rockville, Md. (Vermont)

CAREER HIGHS

Points
Career 20 Bradley (2/20/13)
Season 20 Bradley (2/20/13)

Field Goals
Career 7 at Illinois State (1/12/13) [2]
Season 7 at Illinois State (1/12/13)

Field Goal Attempts
Career 11 Evansville (2/12/12)
Season 10 at Evansville (2/10/13) [2]

3-Point Field Goals
Career 1 at Wichita State (2/13/13) [6]
Season 1 at Wichita State (2/13/13) [5]

3-Point Attempts
Career 2 Texas Southern (11/13/11)
Season 2 at Bradley (12/29/12)

Free Throws
Career 10 Bradley (2/20/13)
Season 10 Bradley (2/20/13)

Free Throw Attempts
Career 13 at Nevada (11/30/12) [2]
Season 13 at Nevada (11/30/12) [2]

Rebounds
Career 18 vs Rice (11/23/12)
Season 18 vs Rice (11/23/12)

Assists
Career 6 Detroit (2/19/11)
Season 4 at Missouri State (1/27/13) [3]

Steals
Career 4 North Dakota (3/14/12)
Season 3 UNI (2/16/13) [3]

Blocks
Career 3 Evansville (1/16/13)
Season 3 Evansville (1/16/13)

2012-13

Scored a career-high 20 points in a dominant performance against Bradley ... second in the MVC in rebounding and double-doubles with 8.7 boards per game ... is coming off eight straight games in double-figure scoring with five double-doubles in that span ... recorded his sixth double-double of the season with 12 points and 10 rebounds against Illinois State ... had a 16-point, 11-rebound double-double at Illinois State ... returned from an illness that hampered him during the Saint Mary's game to haul in 11 rebounds against IPFW with nine points ... scored 15 points with six boards, four offensive, at Nevada ... named to the DirecTV Classic all-tournament team with three double-doubles and a tournament record 39 total rebounds ... set a DIRECTV Classic tournament record with

18 rebounds against Rice for his third consecutive double-double ... recorded a double-double with a game-high 17 points and 10 rebounds while shooting 6-of-7 and making a critical three-pointer in the final seconds at Detroit ... his double-double was his third in his last 11 games and he has had 10 or more rebounds in four of his last five games ... is 9-of-10 from the field this season ... Recorded seven points with four assists in the win over William Jewell ... had six points, five boards and three assists in the exhibition against SBU ...

Powerful inside presence that battled through injuries and opposing post players to have a successful 2011-12 season, playing primarily center...chosen team co-captain for 2011-12 by his teammates, along with Ben Simons...

CLARKE'S 2012-13 GAME-BY-GAME STATS

Opponent	Date	GS	Min	FGFGA	Pct	3FGFGA	Pct	FTFTA	Pct	Off	Def	Tot	Avg	PF	FO	A	TO	Blk	Stl	Pts	Avg
WILLIAM JEWELL	11/10/12	*	21	3 3	1.000	0 0	.000	1 3	.333	3	4	7	7.0	1	0	4	0	1	2	7	7.0
at Detroit	11/17/12	*	31	6 7	.857	1 1	1.000	4 10	.400	4	6	10	8.5	4	0	2	2	1	2	17	12.0
vs California	11/22/12	*	30	4 7	.571	1 1	1.000	2 6	.333	2	8	10	9.0	2	0	2	1	1	0	11	11.7
vs Rice	11/23/12	*	35	3 5	.600	1 1	1.000	8 13	.615	7	11	18	11.3	2	0	4	1	2	2	15	12.5
vs Xavier	11/25/12	*	31	4 8	.500	1 1	1.000	3 5	.600	3	8	11	11.2	4	0	3	2	0	1	12	12.4
at Nevada	11/30/12	*	35	5 10	.500	0 1	.000	5 13	.385	4	2	6	10.3	2	0	2	0	0	2	15	12.8
SAINT MARY'S	12/05/12	*	9	0 4	.000	0 0	.000	2 4	.500	3	2	5	9.6	1	0	0	0	0	1	2	11.3
IPFW	12/08/12	*	33	2 4	.500	0 0	.000	5 10	.500	1	10	11	9.8	4	0	0	1	0	0	9	11.0
vs Iowa State	12/15/12	*	25	3 5	.600	0 1	.000	0 2	.000	2	5	7	9.4	5	1	0	1	0	1	6	10.4
N.C. CENTRAL	12/19/12	*	16	1 2	.500	0 0	.000	2 4	.500	1	2	3	8.8	1	0	2	1	0	1	4	9.8
EASTERN ILLINOIS 12/22/12 DNP - Injury (Knee)																					
at Bradley	12/29/12	*	31	1 4	.250	0 2	.000	1 2	.500	3	5	8	8.7	3	0	0	4	0	2	3	9.2
WICHITA STATE	01/02/13	*	21	0 1	.000	0 0	.000	0 0	.000	0	5	5	8.4	1	0	0	2	0	2	0	8.4
MISSOURI STATE	01/05/13	*	21	1 3	.333	0 0	.000	0 0	.000	3	2	5	8.2	4	0	1	1	0	0	2	7.9
at Creighton	01/08/13	*	22	3 6	.500	0 0	.000	5 7	.714	2	2	4	7.9	2	0	0	0	0	1	11	8.1
at Illinois State	01/12/13	*	31	7 7	1.000	0 0	.000	2 4	.500	2	9	11	8.1	4	0	0	1	0	1	16	8.7
EVANSVILLE	01/16/13	*	25	2 5	.400	0 0	.000	0 2	.000	1	8	9	8.1	3	0	1	2	3	3	4	8.4
at UNI	01/20/13	*	26	5 7	.714	0 0	.000	0 0	.000	6	2	8	8.1	2	0	1	1	0	3	10	8.5
CREIGHTON	01/23/13	*	24	2 4	.500	0 0	.000	2 5	.400	4	3	7	8.1	4	0	0	3	0	1	6	8.3
at Missouri State	01/27/13	*	35	3 7	.429	0 0	.000	3 8	.375	4	7	11	8.2	3	0	4	1	0	1	9	8.4
at Southern Illinois	01/30/13	*	33	3 5	.600	0 0	.000	5 6	.833	3	3	6	8.1	2	0	1	3	0	0	11	8.5
INDIANA STATE	02/02/13	*	37	6 8	.750	0 0	.000	1 1	1.000	2	4	6	8.0	2	0	0	1	0	2	13	8.7
ILLINOIS STATE	02/06/13	*	30	4 5	.800	0 0	.000	4 6	.667	2	8	10	8.1	4	0	0	0	0	1	12	8.9
at Evansville	02/10/13	*	36	4 10	.400	0 1	.000	2 2	1.000	5	9	14	8.3	3	0	1	4	1	1	10	8.9
at Wichita State	02/13/13	*	35	3 8	.375	1 1	1.000	3 4	.750	3	5	8	8.3	4	0	0	4	0	2	10	9.0
UNI	02/16/13	*	32	6 9	.667	0 0	.000	1 1	1.000	6	5	11	8.4	2	0	1	2	1	3	13	9.1
BRADLEY	02/20/13	*	37	5 9	.556	0 0	.000	10 12	.833	5	10	15	8.7	5	1	1	0	1	1	20	9.5
GREEN BAY 02/23/13 DNP - Injury (Knee)																					
at Indiana State	02/27/13	*	32	4 6	.667	0 1	.000	2 4	.500	5	5	10	8.7	1	0	2	1	0	2	10	9.6
Totals			27	774	90 159	.566	5 11	.455	73 134	.545	86 150	236 8.7	75 2	32	39	11	38	258	9.6		

SEASON AVERAGES

Games played:	27
Minutes/game:	28.7
Points/game:	9.6
FG Pct:	56.6
3FG Pct:	45.5
FT Pct:	54.5
Rebounds/game:	8.7
Assists/game:	1.2
Turnovers/game:	1.4
Assist/turnover ratio:	0.8
Steals/game:	1.4
Blocks/game:	0.4

MISCELLANEOUS STATS

Category	2012-13
Double-digit scoring	16
20+ point games	1
Double-digit rebounding	12
Double-doubles	10
Led Drake in scoring	2
Led Drake in rebounding	20
Led Drake in three-pointers	No
Led Drake in assists	3
Led Drake in steals	15
Led Drake in blocks	6
5+ assist games	No
3+ three-pointers	No
3+ steal games	3
3+ block games	1

CLARKE'S CAREER STATS

Year	GP	GS	Min	Avg	FG	FGA	Pct	3FG	3FGA	Pct	FT	FTA	Pct	Off	Def	Tot	Avg	PF	FO	Ast	TO	Blk	Stl	Pts	Avg
2010-11	19	17	394	20.7	35	90	.389	1	8	.125	30	61	.492	43	47	90	4.7	62	3	25	30	5	25	101	5.3
2011-12	34	33	806	23.7	76	152	.500	0	1	.000	51	117	.436	81	158	239	7.0	100	3	37	51	16	49	203	6.0
2012-13	27	27	774	28.7	90	159	.566	5	11	.455	73	134	.545	86	150	236	8.7	75	2	32	39	11	38	258	9.6
TOTAL	80	77	1974	24.7	201	401	.501	6	20	.300	154	312	.494	210	355	565	7.1	237	8	94	120	32	112	562	7.0

CLARKE'S CAREER MVC STATS

Year	GP	GS	Min	Avg	FG	FGA	Pct	3FG	3FGA	Pct	FT	FTA	Pct	Off	Def	Tot	Avg	PF	FO	Ast	TO	Blk	Stl	Pts	Avg
2010-11	14	13	302	21.6	29	68	.426	1	5	.200	24	48	.500	32	32	64	4.6	45	3	15	22	4	18	83	5.9
2011-12	18	17	393	21.8	32	64	.500	0	0	.000	20	53	.377	34	71	105	5.8	50	1	16	24	8	20	84	4.7
2012-13	17	17	508	29.9	59	104	.567	1	5	.200	41	64	.641	56	92	148	8.7	49	1	13	30	6	26	160	9.4
TOTAL	49	47	1203	24.6	120	236	.508	2	10	.200	85	165	.515	122	195	317	6.5	144	5	44	76	18	64	327	6.7



2012-13

Has made 14 straight free throws ... averaging 13.3 points in the last five games ... is 17-of-29 from the three-point arc in the last five games ... was 6-of-6 from the free-throw line and scored 12 points against Bradley ... scored 18 points on 4-of-6 three-point shooting against UNU ... dished out a career-high five assists against Illinois State with 16 points ... hit a pair of critical free throws to seal the win in overtime against Indiana State with a career-high four assists ... scored a team-high 21 points in the win over Evansville ... exploded for a career-high 23 points in the win at Illinois State ... has had 64 points on 23-of-54 shooting in the last six games ... had 13 points with two assists and three steals against Iowa State ... scored his most points at Drake with 19 against IPFW, two short of a

career high ... scored six points with four boards at Nevada ... had six points, four on free throws with two steals against Xavier ... scored 11 points in 18 minutes in the win over Rice ... made his Drake debut with 14 points in 26 minutes including four straight free throws in the final minutes to keep Drake's comeback hopes alive at Detroit ... did not play in the season opener or exhibition due to a right leg injury ...

Has one season of eligibility remaining to play at Drake following three seasons of play and one redshirt year at the University of Utah. After earning his undergraduate degree from Utah in May 2012, he is eligible to play immediately in 2012-13 for the Bulldogs.

CAREER HIGHS

Points		
Career	23	at Illinois State (1/12/13)
Season	23	at Illinois State (1/12/13)
Field Goals		
Career	9	at Illinois State (1/12/13) [2]
Season	9	at Illinois State (1/12/13)
Field Goal Attempts		
Career	17	at Illinois State (1/12/13) [2]
Season	17	at Illinois State (1/12/13)
3-Point Field Goals		
Career	5	Evansville (1/16/13) [2]
Season	5	Evansville (1/16/13)
3-Point Attempts		
Career	10	Stanford (1/12/12)
Season	8	at Southern Illinois (1/30/13) [2]
Free Throws		
Career	6	Bradley (2/20/13) [2]
Season	6	Bradley (2/20/13) [2]
Free Throw Attempts		
Career	8	IPFW (12/8/12)
Season	8	IPFW (12/8/12)
Rebounds		
Career	7	Stanford (2/25/12)
Season	5	Creighton (1/23/13)
Assists		
Career	5	Illinois State (2/6/13)
Season	5	Illinois State (2/6/13)
Steals		
Career	3	at Illinois State (1/12/13) [3]
Season	3	at Illinois State (1/12/13) [2]
Blocks		
Career	1	Evansville (1/16/13) [3]
Season	1	Evansville (1/16/13) [2]

HINES' 2012-13 GAME-BY-GAME STATS

Opponent	Date	GS	Min	FGFGA	Pct	3FGFGA	Pct	FTFTA	Pct	Off	Def	Tot	Avg	PF	FO	A	TO	Blk	Stl	Pts	Avg				
WILLIAM JEWELL	11/10/12			DNP - Injury (Knee)																					
at Detroit	11/17/12		26	4	9	1	2	500	.833	0	4	4	4.0	2	0	0	1	0	0	14	14.0				
vs California	11/22/12	*	21	1	3	1	3	.333	2.2	1.000	0	1	1	2.5	3	0	1	1	0	5	9.5				
vs Rice	11/23/12	*	18	3	7	3	6	.429	3.6	500	0	0	0	1.7	1	0	0	1	0	11	10.0				
vs Xavier	11/25/12	*	25	1	7	0	2	.143	0.000	4	4	8	2.3	2	0	1	3	1	2	6	9.0				
at Nevada	11/30/12	*	22	1	4	1	4	.250	3.4	.750	1	3	4	2.6	3	0	1	2	0	6	8.4				
SAINT MARY'S	12/05/12	*	23	1	6	1	4	.167	1.4	250	0	0	0	2.2	3	0	0	0	0	1	4	7.7			
IPFW	12/08/12	*	29	5	8	3	6	.625	3.6	500	6	8	14	2.3	5	1	2	1	0	19	9.3				
vs Iowa State	12/15/12	*	32	4	10	2	5	.400	3.4	.750	1	3	4	2.5	1	0	2	2	0	3	13	9.8			
N.C. CENTRAL	12/19/12	*	25	1	4	0	2	.250	0.000	0	2	2	2.4	0	0	0	0	0	0	0	2	8.9			
EASTERN ILLINOIS	12/22/12	*	21	3	5	3	4	.600	3.4	.750	2	2	4	2.2	2	0	1	1	0	0	11	9.1			
at Bradley	12/29/12	*	30	3	8	3	6	.375	3.6	500	2	2	4	2.3	2	0	0	0	0	0	11	9.3			
WICHITA STATE	01/02/13	*	27	4	11	1	7	.364	1.7	.143	0	0	0	2.3	1	0	1	3	0	9	9.3				
MISSOURI STATE	01/05/13	*	35	4	8	0	3	.500	2.2	1.000	0	3	3	2.3	5	1	1	1	0	10	9.3				
at Creighton	01/08/13	*	19	0	5	0	4	.000	0.000	0	1	1	2.2	1	0	0	0	0	0	1	0	8.6			
at Illinois State	01/12/13	*	36	9	17	5	29	.529	4.8	500	1	3	4	2.3	1	0	3	2	0	3	23	9.6			
EVANSVILLE	01/16/13	*	34	6	9	5	6	.667	5.6	.833	4	4	8	2.4	2	0	2	1	1	1	21	10.3			
at UNI	01/20/13	*	18	1	4	1	3	.250	1.3	.333	0	0	0	2.3	1	0	1	3	0	3	9.9				
CREIGHTON	01/23/13	*	24	2	8	1	4	.250	0.000	1	4	5	2.4	0	0	1	1	0	0	5	9.6				
at Missouri State	01/27/13	*	30	2	7	0	5	.286	0.500	0	0	0	2.3	2	0	2	3	0	0	4	9.3				
at Southern Illinois	01/30/13	*	27	4	9	4	8	.444	4.8	500	0	0	0	2.2	4	0	2	0	0	12	9.5				
INDIANA STATE	02/02/13	*	27	0	5	0	3	.000	2.2	1.000	0	3	3	2.2	2	0	4	3	0	1	2	9.1			
ILLINOIS STATE	02/06/13	*	33	5	10	4	7	.500	4.7	.571	2	2	4	2.3	3	0	5	4	0	1	16	9.4			
at Evansville	02/10/13	*	10	1	1	1	1	1.000	0.000	0	0	0	2.2	2	0	0	1	0	0	3	9.1				
at Wichita State	02/13/13	*	27	2	6	2	6	.333	2.6	.333	0	0	0	2.1	1	0	0	1	0	0	6	9.0			
UNI	02/16/13	*	31	7	12	4	6	.667	0.000	0	4	4	2.2	4	0	2	1	0	0	18	9.4				
BRADLEY	02/20/13	*	37	2	10	2	6	.200	2.6	.333	6	6	12	2.2	4	0	1	1	0	0	12	9.5			
GREEN BAY	02/23/13	*	28	4	6	4	6	.667	2.2	1.000	0	2	2	2.1	1	0	0	4	0	1	14	9.6			
at Indiana State	02/27/13	*	20	2	7	1	5	.286	1.5	.200	4	4	8	2.2	5	1	1	0	0	1	9	9.6			
Totals			27	735	82	206	.398	52	132	.394	53	62	.855	6	55	61	2.2	63	3	32	43	2	16	269	9.6

SEASON AVERAGES

Games played:	28
Minutes/game:	26.3
Points/game:	9.6
FG Pct:	39.8
3FG Pct:	39.4
FT Pct:	85.5
Rebounds/game:	2.2
Assists/game:	1.1
Turnovers/game:	1.5
Assist/turnover ratio:	0.7
Steals/game:	0.6
Blocks/game:	0.1

MISCELLANEOUS STATS

Category	2012-13
Double-digit scoring	14
20+ point games	2
Double-digit rebounding	No
Double-doubles	No
Led Drake in scoring	5
Led Drake in rebounding	No
Led Drake in three-pointers	10
Led Drake in assists	1
Led Drake in steals	4
Led Drake in blocks	1
5+ assist games	1
3+ three-pointers	10
3+ steal games	2
3+ block games	No

HINES' CAREER STATS

Year	GP	GS	Min	Avg	FG	FGA	Pct	3FG	3FGA	Pct	FT	FTA	Pct	Off	Def	Tot	Avg	PF	FO	Ast	TO	Blk	Stl	Pts	Avg
2009-10	27	0	224	8.3	26	64	.406	14	32	.438	21	35	.600	7	16	23	0.9	31	0	6	18	2	6	87	3.2
2010-11	30	12	530	17.7	49	133	.368	31	84	.369	18	29	.621	10	28	38	1.3	47	0	17	34	0	10	147	4.9
2011-12	28	25	844	30.1	92	278	.331	64	188	.340	22	30	.733	7	53	60	2.1	41	0	17	38	1	15	270	9.6
2012-13	28	27	735	26.3	82	206	.398	52	132	.394	53	62	.855	6	55	61	2.2	63	3	32	43	2	16	269	9.6
Total	113	64	2333	20.6	249	681	.366	161	436	.369	114	156	.731	30	152	182	1.6	182	3	72	133	5	47	773	6.8

HINES' CAREER MVC STATS

Year	GP	GS	Min	Avg	FG	FGA	Pct	3FG	3FGA	Pct	FT	FTA	Pct	Off	Def	Tot	Avg	PF	FO	Ast	TO	Blk	Stl	Pts	Avg
2012-13	17	17	465	27.4	54	137	.394	33	88	.375	23	26	.885	3	34	37	2.2	40	2	24	27	1	8	164	9.6
TOTAL	17	17	465	27.4	54	137	.394	33	88	.375	23	26	.885	3	34	37	2.2	40	2	24	27	1	8	164	9.6



10

6-6 • 216 • RSo.

Forward

Jeremy
JEFFERS

Wilson, N.C. (Greenfield)

CAREER HIGHS

Points
Career 16 Saint Mary's (12/5/12)
Season 16 Saint Mary's (12/5/12)

Field Goals
Career 6 Indiana State (12/28/11)
Season 4 Saint Mary's (12/5/12)

Field Goal Attempts
Career 12 Creighton (3/2/12)
Season 7 Saint Mary's (12/5/12)

3-Point Field Goals
Career 4 Evansville (2/12/12)
Season 3 Creighton (1/23/13) [2]

3-Point Attempts
Career 7 at Illinois State (2/8/12)
Season 6 at Missouri State (1/27/13)

Free Throws
Career 7 Saint Mary's (12/5/12)
Season 7 Saint Mary's (12/5/12)

Free Throw Attempts
Career 8 Saint Mary's (12/5/12)
Season 8 Saint Mary's (12/5/12)

Rebounds
Career 6 at Evansville (1/13/12)
Season 5 at Nevada (11/30/12)

Assists
Career 5 Iowa State (11/22/09)
Season 3 at Indiana State (2/27/13)

Steals
Career 2 Saint Mary's (12/5/12) [2]
Season 2 Saint Mary's (12/5/12)

Blocks
Career 1 William Jewell (11/10/12)
Season 1 William Jewell (11/10/12)

2012-13

Shooting 4-of-7 in the last two games and 2-of-4 from the arc ... scored seven points on 2-of-4 shooting against Bradley ... had five points in the win over Indiana State ... was 2-of-4 from the arc at Missouri State ... had a streak of five straight three-pointers against Creighton and MSU ... scored 11 points on 3-fo-3 shooting and was effective in guarding Doug McDermott in the win over Creighton ... scored eight points, his second most of the season in 16 minutes on 3-fo-5 shooting at UN ... played 17 minutes with five points at Creighton on 2-of-5 shooting ... scored a career-high 16 points against Saint Mary's ... came off the bench on fire to score 11 points on 3-of-3 shooting from the arc at Nevada ... hit a three-pointer to finish with three points at Detroit ... played 11 minutes with four points in

the opener ... did not play in the exhibition against SBU due to a concussion suffered in practice ...

Versatile wing with excellent court vision for player his size, Jeffers made an impact after redshirting in 2010-11. In seven games before being sidelined the terrific passer and ball handler showed flashes of talent and promise, then averaged 9.3 points, 2.5 rebounds and 2 assists in four games on Drake's foreign tour to Australia and New Zealand in August 2011.

Played in every game in 2011-12 and moved into the starting lineup in the eighth game of the season against Air Force (12/3), he's started all but one game since.

JEFFERS' 2012-13 GAME-BY-GAME STATS

Opponent	Date	GS	Min	FG FGA	Pct	3FG FGA	Pct	FT FTA	Pct	Off	Def	Tot	Avg	PF	FO	A	TO	Blk	Stl	Pts	Avg			
WILLIAM JEWELL	11/10/12	11	0	1	.000	0	0	.000	4	4	1.000	0	3	3	3.0	0	0	0	0	1	0	4	4.0	
at Detroit	11/17/12	15	1	3	.333	1	3	.333	0	0	.000	0	0	0	1.5	0	0	2	0	0	3	3.5		
vs California	11/22/12	3	0	1	.000	0	1	.000	0	0	.000	0	0	0	1.0	0	0	0	0	0	0	2.3		
vs Rice	11/23/12	6	0	1	.000	0	1	.000	0	0	.000	0	0	0	0.8	1	0	0	0	0	0	1.8		
vs Xavier	11/25/12	1	0	0	.000	0	0	.000	0	0	.000	0	0	0	0.6	0	0	0	0	0	0	1.4		
at Nevada	11/30/12	20	3	5	.600	3	3	1.000	2	2	1.000	0	5	5	1.3	2	0	2	2	0	0	11	3.0	
SAINT MARY'S	12/05/12	23	4	7	.571	1	3	.333	7	8	.875	0	1	1	1.3	1	0	2	2	0	2	16	4.9	
IPFW	12/08/12	12	2	4	.500	0	2	.000	0	0	.000	0	0	0	1.1	1	0	0	0	0	1	4	4.8	
vs Iowa State	12/15/12	11	0	2	.000	0	0	.000	0	0	.000	0	1	1	1.1	5	1	1	1	0	0	0	4.2	
N.C. CENTRAL	12/19/12	4	0	0	.000	0	0	.000	0	0	.000	0	1	1	1.1	0	0	0	0	0	0	0	3.8	
EASTERN ILLINOIS	12/22/12	16	1	3	.333	0	2	.000	0	0	.000	1	0	1	1.1	2	0	0	1	0	1	2	3.6	
at Bradley	12/29/12	1	0	0	.000	0	0	.000	0	0	.000	0	0	0	1.0	0	0	0	0	0	0	0	3.3	
WICHITA STATE	01/02/13	DNP - Coach's Decision																						
MISSOURI STATE	01/05/13	6	0	2	.000	0	1	.000	0	0	.000	1	1	2	1.1	2	0	1	0	0	0	0	3.1	
at Creighton	01/08/13	17	2	5	.400	1	2	.500	0	0	.000	0	1	1	1.1	0	0	1	0	0	1	5	3.2	
at Illinois State	01/12/13	6	0	1	.000	0	1	.000	0	0	.000	0	0	0	1.0	1	0	0	1	0	0	0	3.0	
EVANSVILLE	01/16/13	16	1	5	.200	0	2	.000	0	0	.000	0	3	3	1.1	1	0	1	1	0	1	2	2.9	
at UNI	01/20/13	16	3	5	.600	1	2	.500	1	1	1.000	1	0	1	1.1	1	0	0	0	0	0	8	3.2	
CREIGHTON	01/23/13	15	3	6	.500	3	3	1.000	2	2	1.000	1	1	2	1.2	2	0	2	2	0	0	11	3.7	
at Missouri State	01/27/13	20	2	5	.400	2	4	.500	0	0	.000	0	3	3	1.3	2	0	1	0	0	0	6	3.8	
at Southern Illinois	01/30/13	13	1	2	.500	0	0	.000	0	0	.000	0	1	1	1.3	0	0	2	1	0	0	2	3.7	
INDIANA STATE	02/02/13	17	1	2	.500	0	0	.000	3	3	1.000	0	1	1	1.2	0	0	0	2	0	1	5	3.8	
ILLINOIS STATE	02/06/13	9	0	4	.000	0	4	.000	0	0	.000	0	1	1	1.2	2	0	1	2	0	0	0	3.6	
at Evansville	02/10/13	4	0	1	.000	0	0	.000	0	0	.000	0	1	1	1.2	2	0	0	0	0	0	0	3.4	
at Wichita State	02/13/13	5	0	1	.000	0	1	.000	0	0	.000	0	0	0	1.2	0	0	0	1	0	0	0	3.3	
UNI	02/16/13	DNP - Coach's Decision																						
BRADLEY	02/20/13	13	2	4	.500	1	2	.500	2	4	.500	0	3	3	1.2	0	0	0	2	0	0	7	3.4	
GREEN BAY	02/23/13	19	2	3	.667	1	2	.500	0	0	.000	1	0	1	1.2	1	0	1	1	0	0	5	3.5	
at Indiana State	02/27/13	14	0	0	.000	0	0	.000	0	0	.000	0	0	0	1.2	2	0	3	2	0	0	0	3.4	
Totals		0	313	28	73	.384	14	39	.359	21	24	.875	5	27	32	1.2	28	1	17	24	1	7	91	3.4

SEASON AVERAGES

Games played:	27
Minutes/game:	11.6
Points/game:	3.4
FG Pct:	38.4
3FG Pct:	35.9
FT Pct:	87.5
Rebounds/game:	1.2
Assists/game:	0.6
Turnovers/game:	0.9
Assist/turnover ratio:	0.7
Steals/game:	0.3
Blocks/game:	0.0

MISCELLANEOUS STATS

Category	2012-13
Double-digit scoring	3
20+ point games	No
Double-digit rebounding	No
Double-doubles	No
Led Drake in scoring	1
Led Drake in rebounding	No
Led Drake in three-pointers	2
Led Drake in assists	1
Led Drake in steals	No
Led Drake in blocks	1
5+ assist games	No
3+ three-pointers	2
3+ steal games	No
3+ block games	No

JEFFERS' CAREER STATS

Year	GP	GS	Min	Avg	FG	FGA	Pct	3FG	3FGA	Pct	FT	FTA	Pct	Off	Def	Tot	Avg	PF	FO	Ast	TO	Blk	Stl	Pts	Avg
2010-11	7	0	65	9.3	3	19	.158	1	7	.143	4	7	.571	0	4	4	0.6	4	0	3	7	0	1	11	1.6
2011-12	34	26	882	25.9	82	180	.456	32	74	.432	47	60	.783	9	79	88	2.6	79	2	32	31	0	10	243	7.1
2012-13	27	0	313	11.6	28	73	.384	14	39	.359	21	24	.875	5	27	32	1.2	28	1	17	24	1	7	91	3.4
TOTAL	68	26	1260	18.5	113	272	.415	47	120	.392	72	91	.791	14	110	124	1.8	111	3	52	62	1	18	345	5.1

JEFFERS' CAREER MVC STATS

Year	GP	GS	Min	Avg	FG	FGA	Pct	3FG	3FGA	Pct	FT	FTA	Pct	Off	Def	Tot	Avg	PF	FO	Ast	TO	Blk	Stl	Pts	Avg
2011-12	18	17	505	28.1	48	95	.505	22	46	.478	21	29	.724	4	45	49	2.7	47	2	16	18	0	8	139	7.7
2012-13	15	0	172	11.5	15	43	.349	8	22	.364	8	10	.800	3	16	19	1.3	15	0	11	15	0	3	46	3.1
TOTAL	33	17	677	20.5	63	138	.457	30	68	.441	29	39	.744	7	61	68	2.1	62	2	27	33	0	11	185	5.6



2012-13

Made his second career start against Green Bay ... has hit double-figures in three of the last nine games ... named the MVC Newcomer of the Week on Feb. 4 ... scored 12 points with five rebounds against Indiana State ... is coming off back-to-back games in double-figures ... notched his first double-double with 11 points and 11 rebounds at Illinois State ... had a team-high 17 points at Creighton ... is 23-of-44 from the field in the last four games ... matched a career-high with 21 points against Missouri State ... scored a team-high 15 points on 7-of-10 shooting against Wichita State ... hauled in a career-high 10 rebounds, four offensive, with five points and three assists against NC Central ... had a pair of three-pointers in the loss to Iowa State ... had a team and career-high 21 points in the loss

to Xavier on 5-of-7 shooting from the three-point arc ... scored five points through the first two games in Anaheim ... scored eight points on 2-of-4 shooting from the field and 4-of-4 from the free-throw line with two rebounds at Detroit ... had 12 points with three three-pointers in the opener against William Jewell ... exploded for 22 points on 6-of-8 shooting from the arc with three offensive boards in the exhibition against SBU ...

King averaged 23.9 points and six rebounds as a senior in 2011-12. He scored in double figures in 26 of 29 games to lead his team to a 28-2 record and a berth in the Minnesota state AAAA basketball tournament. As a junior King averaged 17.6 points per game in leading his Eastview High team a 22-5 record and a South Suburban Conference title.

KING'S 2012-13 GAME-BY-GAME STATS

Opponent	Date	GS	Min	FG	FGA	Pct	3FG	3FGA	Pct	FT	FTA	Pct	Off	Def	Tot	Avg	PF	FO	A	TO	Blk	Stl	Pts	Avg
WILLIAM JEWELL	11/10/12	23	3	8	375	3	8	375	3	4	750	1	0	1	1.0	4	0	1	0	0	0	0	12	12.0
at Detroit	11/17/12	16	2	4	500	0	2	000	4	4	1000	0	2	2	1.5	4	0	0	3	1	0	8	10.0	
vs California	11/22/12	14	1	4	250	0	3	000	0	0	000	0	0	0	0	4	0	0	2	0	0	2	7.3	
vs Rice	11/23/12	7	1	1	1000	1	1	1000	0	0	000	0	0	0	0.8	1	0	0	1	0	0	3	6.3	
vs Xavier	11/25/12	29	7	11	636	5	7	714	2	2	1000	1	1	2	1.0	3	0	0	0	1	0	21	9.2	
at Nevada	11/30/12	5	0	1	000	0	1	000	0	0	000	0	1	1	1.0	4	0	1	1	0	0	0	7.7	
SAINT MARY'S	12/05/12	20	1	4	250	0	1	000	0	0	000	0	1	1	1.0	1	0	1	2	0	0	2	6.9	
IPFW	12/08/12	9	1	2	500	1	1	1000	0	0	000	1	2	3	1.3	3	0	0	0	0	0	3	6.4	
vs Iowa State	12/15/12	15	2	3	667	2	3	667	0	0	000	0	0	0	1.1	5	1	0	0	0	0	6	6.3	
N.C. CENTRAL	12/19/12	27	1	6	167	1	3	333	2	2	1000	4	6	10	2.0	2	0	3	2	0	1	5	6.2	
EASTERN ILLINOIS	12/22/12	24	0	4	000	0	3	000	2	2	1000	0	3	3	2.1	2	0	2	2	1	1	2	5.8	
at Bradley	12/29/12	14	2	6	333	0	4	000	0	0	000	1	3	4	2.3	4	0	1	2	1	0	4	5.7	
WICHITA STATE	01/02/13	23	7	10	700	0	2	000	1	3	333	3	3	6	2.5	0	0	0	1	1	0	15	6.4	
MISSOURI STATE	01/05/13	29	8	15	533	3	7	429	2	2	1000	3	4	7	2.9	1	0	3	2	1	0	21	7.4	
at Creighton	01/08/13	32	5	10	500	5	9	556	2	2	1000	0	2	2	2.8	3	0	1	1	0	0	17	8.1	
at Illinois State	01/12/13	31	3	9	333	1	2	500	4	4	1000	4	7	11	3.3	2	0	4	2	0	0	11	8.3	
EVANSVILLE	01/16/13	16	3	4	750	1	2	500	0	0	000	0	1	1	3.2	2	0	0	2	0	1	7	8.2	
at UNI	01/20/13	23	0	5	000	0	2	000	0	0	000	0	4	4	3.2	3	0	0	1	0	1	0	7.7	
CREIGHTON	01/23/13	3	0	1	000	0	1	000	0	0	000	0	0	0	3.1	0	0	0	2	0	0	0	7.3	
at Missouri State	01/27/13	8	1	2	500	0	0	000	0	0	000	1	0	1	3.0	1	0	1	0	0	0	2	7.1	
at Southern Illinois	01/30/13	13	4	4	1000	1	1	1000	1	2	500	0	2	2	2.9	5	1	0	4	1	1	10	7.2	
INDIANA STATE	02/02/13	26	5	11	455	2	4	500	0	2	000	3	2	5	3.0	4	0	0	0	0	1	12	7.4	
ILLINOIS STATE	02/06/13	24	3	7	429	2	3	667	3	4	750	0	3	3	3.0	2	0	1	1	0	0	11	7.6	
at Evansville	02/10/13	23	2	4	500	2	3	667	0	0	000	0	6	6	3.1	5	1	1	4	2	0	6	7.5	
at Wichita State	02/13/13	17	2	8	250	2	5	400	0	0	000	2	0	2	3.1	4	0	0	1	0	1	6	7.4	
UNI	02/16/13	24	1	4	250	1	4	250	0	0	000	0	2	2	3.0	0	0	3	2	0	0	3	7.3	
BRADLEY	02/20/13	14	0	2	000	0	2	000	2	2	1000	0	0	0	2.9	1	0	1	1	0	0	2	7.1	
GREEN BAY	02/23/13	29	2	6	333	0	3	000	3	4	750	1	2	3	2.9	3	0	0	1	0	2	7	7.1	
at Indiana State	02/27/13	21	0	4	000	0	3	000	1	2	500	1	4	5	3.0	2	0	3	1	0	0	1	6.9	
Totals		2	559	67	160	.419	33	90	.367	32	41	.780	26	61	87	3.0	75	3	27	41	9	9	199	6.9

SEASON AVERAGES

Games played:	29
Minutes/game:	19.3
Points/game:	6.9
FG Pct:	41.9
3FG Pct:	36.7
FT Pct:	78.0
Rebounds/game:	3.0
Assists/game:	0.9
Turnovers/game:	1.4
Assist/turnover ratio:	0.7
Steals/game:	0.3
Blocks/game:	0.3

MISCELLANEOUS STATS

Category	2012-13
Double-digit scoring	9
20+ point games	2
Double-digit rebounding	2
Double-doubles	1
Led Drake in scoring	4
Led Drake in rebounding	4
Led Drake in three-pointers	4
Led Drake in assists	3
Led Drake in steals	No
Led Drake in blocks	6
5+ assist games	No
3+ three-pointers	4
3+ steal games	No
3+ block games	No

KING'S CAREER STATS

Year	GP	GS	Min	Avg	FG	FGA	Pct	3FG	3FGA	Pct	FT	FTA	Pct	Off	Def	Tot	Avg	PF	FO	Ast	TO	Blk	Stl	Pts	Avg
2012-13	29	2	559	19.3	67	160	.419	33	90	.367	32	41	.780	26	61	87	3.0	75	3	27	41	9	9	199	6.9
TOTAL	29	2	559	19.3	67	160	.419	33	90	.367	32	41	.780	26	61	87	3.0	75	3	27	41	9	9	199	6.9

KING'S CAREER MVC STATS

Year	GP	GS	Min	Avg	FG	FGA	Pct	3FG	3FGA	Pct	FT	FTA	Pct	Off	Def	Tot	Avg	PF	FO	Ast	TO	Blk	Stl	Pts	Avg
2012-13	17	0	341	20.1	46	106	.434	20	54	.370	16	23	.696	18	43	61	3.6	39	2	19	27	6	5	128	7.5
TOTAL	17	0	341	20.1	46	106	.434	20	54	.370	16	23	.696	18	43	61	3.6	39	2	19	27	6	5	128	7.5




22
6-2 • 174 • Fr. Guard
Micah MASON
Natrona Heights, Pa. (Highlands)

2012-13

Has a 26-to-10 assist to turnover rate in the last 10 games ... his four assists led to 11 points against Creighton ... is shooting 50.8 percent from three-point range ... had 14 points on 4-of-7 three-point shooting for 14 points against Wichita State ... scored a career-high 19 points on 5-of-6 three-point shooting with six assists in the win over Eastern Illinois ... made his first career start against NC Central and had two assists and three points ... played significant minutes at the point against Iowa State and finished with seven points and a career-high four assists ... recorded his second most points of the season with eight against IPFW ... scored six points in the loss to Saint Mary's ... hit a three-pointer and had two assists in the loss to Xavier ... played five minutes and spent considerable

time at the point guard position at Detroit ... made all three three-point attempts against William Jewell ... cored 10 points on 2-of-3 shooting from behind the arc in the exhibition against SBU ...

Begins his collegiate career at Drake in 2012-13 after becoming the all-time leading scorer at Highlands High School in Allegheny, Pa. His accomplishments also include setting the record for career three-pointers in the Western Pennsylvania Interscholastic Athletic League (WPIAL).

Mason capped his record-setting prep career at Highlands High School (Allegheny, Pa.) in 2011-12 by averaging 29.1 points per game and becoming the WPIAL all-time leader in three-pointers (335).

MASON'S 2012-13 GAME-BY-GAME STATS

Opponent	Date	GS	Min	FG FGA	Pct	3FG FGA	Pct	FT FTA	Pct	Off	Def	Tot	Avg	PF	FO	A	TO	Blk	Stl	Pts	Avg			
WILLIAM JEWELL	11/10/12	22	35	.600	3/3	1.000	0/0	.000	1/1	2	2.0	1	0	1	2	0	1	9	9.0					
at Detroit	11/17/12	5	0	.000	0/0	.000	0/0	.000	0/0	0	1.0	0	0	2	0	0	0	0	0	4.5				
vs California	11/22/12	1	0	.000	0/0	.000	0/0	.000	0/0	0	0.7	0	0	0	0	0	0	0	0	3.0				
vs Rice	11/23/12	DNP - Coach's Decision																						
vs Xavier	11/25/12	10	14	.250	1/4	.250	0/0	.000	0/0	0	0.5	0	0	2	0	0	0	0	3	3.0				
at Nevada	11/30/12	9	13	.333	1/2	.500	0/0	.000	2/1	3	1.0	2	0	1	0	0	0	0	3	3.0				
SAINT MARY'S	12/05/12	18	13	.333	1/2	.500	3/4	.750	0/0	0.8	3	0	3	0	3	0	0	0	6	3.5				
IPFW	12/08/12	17	36	.500	1/3	.333	1/3	.333	0/2	2	1.0	1	0	1	3	0	2	8	4.1					
vs Iowa State	12/15/12	19	25	.400	1/2	.500	2/2	1.000	0/1	1	1.0	2	0	4	1	0	1	7	4.5					
N.C. CENTRAL	12/19/12	*	17	1	1.000	1	1	1.000	0/0	0.0	1	1	1.0	1	0	2	1	0	1	3	4.3			
EASTERN ILLINOIS	12/22/12	*	27	7	.875	5/6	.833	0/0	.000	2	2	1.1	1	0	6	2	0	0	19	5.8				
at Bradley	12/29/12	*	12	0	.000	0/1	.000	0/0	.000	1	1	1.1	0	0	3	2	0	0	0	5.3				
WICHITA STATE	01/02/13	*	31	5	.556	4/7	.571	0/0	.000	0	4	4	1.3	1	0	2	2	0	2	14	6.0			
MISSOURI STATE	01/05/13	DNP - Illness																						
at Creighton	01/08/13	*	26	4	.667	3/4	.750	0/0	.000	0	0	1.2	2	0	4	3	0	0	11	6.4				
at Illinois State	01/12/13	*	30	1	.250	1/3	.333	3/3	1.000	0	1	1.2	4	0	3	4	0	1	6	6.4				
EVANSVILLE	01/16/13	*	15	2	.500	1/2	.500	0/0	.000	0	0	1.1	1	0	2	2	0	0	5	6.3				
at UNI	01/20/13	*	14	0	.000	0/5	.000	0/0	.000	0	0	1.1	3	0	0	2	0	0	0	5.9				
CREIGHTON	01/23/13	*	17	1	.250	1/4	.250	1/2	.500	0	4	1.2	0	0	4	0	0	1	4	5.8				
at Missouri State	01/27/13	*	31	6	.545	5/9	.556	0/0	.000	0	2	1.3	2	0	4	0	0	0	17	6.4				
at Southern Illinois	01/30/13	*	16	1	.250	1/1	.000	0/1	.000	0	2	1.3	3	0	1	2	0	1	3	6.2				
INDIANA STATE	02/02/13		13	1	.500	0/1	.000	0/0	.000	0	3	1.4	0	0	3	1	0	1	2	6.0				
ILLINOIS STATE	02/06/13		9	1	.333	1/2	.500	0/0	.000	0	0	1.3	1	0	2	2	0	0	3	5.9				
at Evansville	02/10/13		7	0	.000	0/0	.000	0/0	.000	0	0	1.3	1	0	1	1	0	1	0	5.6				
at Wichita State	02/13/13		4	0	.000	0/0	.000	0/0	.000	0	0	1.2	1	0	1	1	0	0	0	5.3				
UNI	02/16/13		8	4	.667	2/3	.667	0/0	.000	0	1	1.2	0	0	3	2	0	1	10	5.5				
BRADLEY	02/20/13		17	3	.600	2/4	.500	0/0	.000	0	1	1.2	1	0	4	0	0	1	8	5.6				
GREEN BAY	02/23/13		16	0	.000	0/3	.000	0/0	.000	0	0	1.2	0	0	3	0	0	0	0	5.4				
at Indiana State	02/27/13		13	3	1.000	2/2	1.000	0/0	.000	0	1	1.1	3	0	0	1	0	1	8	5.5				
Totals		11	424	51	105	.486	37	74	.500	10	15	.667	3	28	31	1.1	34	0	59	37	0	15	149	5.5

SEASON AVERAGES

Games played:	27
Minutes/game:	15.7
Points/game:	5.5
FG Pct:	48.6
3FG Pct:	50.0
FT Pct:	66.7
Rebounds/game:	1.1
Assists/game:	2.2
Turnovers/game:	1.4
Assist/turnover ratio:	1.6
Steals/game:	0.6

MISCELLANEOUS STATS

Category	2012-13
Double-digit scoring	5
20+ point games	No
Double-digit rebounding	No
Double-doubles	No
Led Drake in scoring	1
Led Drake in rebounding	No
Led Drake in three-pointers	4
Led Drake in assists	8
Led Drake in steals	3
Led Drake in blocks	No
5+ assist games	1
3+ three-pointers	5
3+ steal games	No
3+ block games	No

MASON'S CAREER STATS

Year	GP	GS	Min	Avg	FG	FGA	Pct	3FG	3FGA	Pct	FT	FTA	Pct	Off	Def	Tot	Avg	PF	FO	Ast	TO	Blk	Stl	Pts	Avg
2012-13	27	11	424	15.7	51	105	.486	37	74	.500	10	15	.667	3	28	31	1.1	34	0	59	37	0	15	149	5.5
TOTAL	27	11	424	15.7	51	105	.486	37	74	.500	10	15	.667	3	28	31	1.1	34	0	59	37	0	15	149	5.5

MASON'S CAREER MVC STATS

Year	GP	GS	Min	Avg	FG	FGA	Pct	3FG	3FGA	Pct	FT	FTA	Pct	Off	Def	Tot	Avg	PF	FO	Ast	TO	Blk	Stl	Pts	Avg
2012-13	16	9	263	16.4	32	67	.478	23	48	.479	4	6	.667	0	20	20	1.3	23	0	37	25	0	10	91	5.7
TOTAL	16	9	263	16.4	32	67	.478	23	48	.479	4	6	.667	0	20	20	1.3	23	0	37	25	0	10	91	5.7



2012-13

Has seen action in three games this season ... missed nine games with a hand injury ... played four minutes in the opener against William Jewell ... scored two baskets in the final minutes of the exhibition against SBU ...

Redshirted his freshman year.

Was a multi-sport star at Xavier High School in Cedar Rapids, Iowa, who earned academic all-conference as a junior and senior and was four-year honor roll member, competing in Iowa Class 4A...lettered in basketball, football and soccer, and also participated in baseball and track and field...was team MVP and all-conference as a senior in basketball, leading team in scoring (10.1), rebounding

(2.1), steals (2.2) and assists (2.4)...earned all-conference and all-metro honors in football as a senior defensive back with 55 tackles and eight interceptions...football team was state semifinalist his junior year...competed in football and basketball all four years; in soccer all but junior year; in track and field as a junior and in baseball as a freshman and sophomore.

Born Mitchell J. McLaughlin Aug. 20, 1992 in Cedar Rapids, Iowa...parents: Dave and Theresa McLaughlin...brother Matt (26) played football (QB) at Loras College in Dubuque, Iowa.

CAREER HIGHS

Points		
Career		
Season		
Field Goals		
Career		
Season		
Field Goal Attempts		
Career		
Season		
3-Point Field Goals		
Career		
Season		
3-Point Attempts		
Career		
Season		
Free Throws		
Career		
Season		
Free Throw Attempts		
Career	2	Green Bay (2/23/13)
Season	2	Green Bay (2/23/13)
Rebounds		
Career	1	William Jewell (11/10/12)
Season	1	William Jewell (11/10/12)
Assists		
Career		
Season		
Steals		
Career		
Season		
Blocks		
Career		
Season		

McLAUGHLIN'S 2012-13 GAME-BY-GAME STATS

Opponent	Date	GS	Min	FG	FGA	Pct	3FG	3FGA	Pct	FT	FTA	Pct	Off	Def	Tot	Avg	PF	FO	A	TO	Blk	Stl	Pts	Avg
WILLIAM JEWELL	11/10/12	4	0	0	.000	0	0	.000	0	0	.000	0	0	1	1	1.0	1	0	0	0	0	0	0	0.0
at Detroit	11/17/12																							
vs California	11/22/12																							
vs Rice	11/23/12																							
vs Xavier	11/25/12																							
at Nevada	11/30/12																							
SAINT MARY'S	12/05/12																							
IPFW	12/08/12																							
vs. Iowa State	12/15/12																							
N.C. CENTRAL	12/19/12																							
EASTERN ILLINOIS	12/22/12	2	0	0	.000	0	0	.000	0	0	.000	0	0	0	0.5	0	0	0	1	0	0	0	0.0	
at Bradley	12/29/12																							
WICHITA STATE	01/02/13																							
MISSOURI STATE	01/05/13																							
at Creighton	01/08/13																							
at Illinois State	01/12/13																							
EVANSVILLE	01/16/13																							
at UNI	01/20/13																							
CREIGHTON	01/23/13																							
at Missouri State	01/27/13																							
at Southern Illinois	01/30/13																							
INDIANA STATE	02/02/13																							
ILLINOIS STATE	02/06/13																							
at Evansville	02/10/13																							
at Wichita State	02/13/13																							
UNI	02/16/13																							
BRADLEY	02/20/13																							
GREEN BAY	02/23/13	1	0	0	.000	0	0	.000	0	2	.000	0	0	0	0.3	0	0	0	1	0	0	0	0.0	
at Indiana State	02/27/13																							
Totals		0	7	0	0	.000	0	0	.000	0	2	.000	0	1	1	0.3	1	0	0	2	0	0	0	0.0

SEASON AVERAGES

Games played:	3
Minutes/game:	2.3
FT Pct:	0.0
Rebounds/game:	0.3
Turnovers/game:	0.7

MISCELLANEOUS STATS

Category	2012-13
Double-digit scoring	No
20+ point games	No
Double-digit rebounding	No
Double-doubles	No
Led Drake in scoring	No
Led Drake in rebounding	No
Led Drake in three-pointers	No
Led Drake in assists	No
Led Drake in steals	No
Led Drake in blocks	No
5+ assist games	No
3+ three-pointers	No
3+ steal games	No
3+ block games	No

McLAUGHLIN'S CAREER STATS

Year	GP	GS	Min	Avg	FG	FGA	Pct	3FG	3FGA	Pct	FT	FTA	Pct	Off	Def	Tot	Avg	PF	FO	Ast	TO	Blk	Stl	Pts	Avg
2012-13	3	0	7	2.3	0	0	.000	0	0	.000	0	2	.000	0	1	1	0.3	1	0	0	2	0	0	0	0.0
TOTAL	3	0	7	2.3	0	0	.000	0	0	.000	0	2	.000	0	1	1	0.3	1	0	0	2	0	0	0	0.0

McLAUGHLIN'S CAREER MVC STATS

Year	GP	GS	Min	Avg	FG	FGA	Pct	3FG	3FGA	Pct	FT	FTA	Pct	Off	Def	Tot	Avg	PF	FO	Ast	TO	Blk	Stl	Pts	Avg
TOTAL																									



2
G-1 • 182 • Jr. **Guard**
Gary RICKS, JR.
 Los Angeles, Calif. (Indian Hills CC)

2012-13

Has six three-pointers in the last nine games ... hit a halfcourt shot at the end of the first half against Indiana State that was featured on SportsCenter's "Top Plays" ... was 2-of-2 from the arc for 6 points against NC Central ... scored nine points on 3-of-5 shooting against Saint Mary's ... has had a career-high three assists in two of the last four games ... had 13 points on 5-of-6 shooting against Cal and added 10 points with a pair of three-pointers and three assists against Rice ... was 2-of-3 from three-point range to finish with six points at Detroit ... started and played 20 minutes in the win over William Jewell ... started was a perfect 4-of-4 from three-point range for 12 points in the exhibition against SBU ...

Joins the Bulldogs in 2012-13 after playing two seasons at Indian Hills Community College, following a successful prep career at Sylmar High School in Los Angeles.

Ricks earned honorable mention All-America in 2011-12 at Indian Hills Community College (Ottumwa, Iowa), which finished 33-4 and ranked No. 7 in the nation. In two years at Indian Hills he averaged 13.0 points per game and shot 41 percent from three-point range, finishing his career just three short of the school record for career three-pointers. Ricks did not miss a game in his two seasons at Indian Hills. He averaged 11.2 points per game in 2011-12.

RICKS' 2012-13 GAME-BY-GAME STATS

Opponent	Date	GS	Min	FG FGA	Pct	3FG FGA	Pct	FT FTA	Pct	Off	Def	Tot	Avg	PF	FO	A	TO	Blk	Stl	Pts	Avg				
WILLIAM JEWELL	11/10/12	*	20	0 1	.000	0 1	.000	0 0	.000	0 2	2	2.0	3	0	2	0	0	1	0	0	0.0				
at Detroit	11/17/12	*	15	2 3	.667	2 3	.667	0 0	.000	0 1	1	1.5	3	0	0	0	0	0	0	6	3.0				
vs California	11/22/12		19	5 6	.833	2 3	.667	1 2	.500	2 2	4	2.3	3	0	1	0	0	0	0	13	6.3				
vs Rice	11/23/12		30	4 6	.667	2 4	.500	0 0	.000	0 1	1	2.0	0	0	3	1	0	0	0	10	7.3				
vs Xavier	11/25/12		17	0 4	.000	0 2	.000	0 0	.000	1 1	2	2.0	2	0	3	1	0	0	0	0	5.8				
at Nevada	11/30/12		15	0 3	.000	0 1	.000	0 0	.000	0 2	2	2.0	0	0	2	0	0	0	0	0	4.8				
SAINT MARY'S	12/05/12		20	3 5	.600	2 3	.667	1 1	1.000	0 1	1	1.9	1	0	0	1	1	0	0	9	5.4				
IPFW	12/08/12		11	1 2	.500	1 1	1.000	0 0	.000	0 0	0	1.6	0	0	1	3	0	0	0	3	5.1				
vs Iowa State	12/15/12		18	0 5	.000	0 3	.000	0 0	.000	0 1	1	1.6	2	0	0	0	0	0	0	0	4.6				
N.C. CENTRAL	12/19/12		15	2 2	1.000	2 2	1.000	0 0	.000	0 0	0	1.4	0	0	2	0	0	0	0	6	4.7				
EASTERN ILLINOIS	12/22/12		16	2 4	.500	2 3	.667	0 0	.000	0 2	2	1.5	0	0	0	1	0	0	0	6	4.8				
at Bradley	12/29/12		13	3 5	.600	1 3	.333	0 0	.000	1 1	2	1.5	2	0	1	1	0	0	0	7	5.0				
WICHITA STATE	01/02/13		15	0 3	.000	0 3	.000	0 0	.000	0 1	1	1.5	1	0	1	1	0	0	0	0	4.6				
MISSOURI STATE	01/05/13		5	0 0	.000	0 0	.000	0 0	.000	0 0	0	1.4	2	0	0	0	0	0	0	0	4.3				
at Creighton	01/08/13		11	0 7	.000	0 6	.000	0 0	.000	0 0	0	1.3	0	0	3	0	0	1	0	0	4.0				
at Illinois State	01/12/13		DNP - Coach's Decision																						
EVANSVILLE	01/16/13		10	1 3	.333	0 2	.000	0 0	.000	0 3	3	1.4	0	0	0	1	0	0	0	2	3.9				
at UNI	01/20/13		12	0 4	.000	0 2	.000	0 0	.000	0 1	1	1.4	1	0	0	0	0	0	1	0	3.6				
CREIGHTON	01/23/13		12	0 4	.000	0 3	.000	0 0	.000	0 0	0	1.3	1	0	2	0	0	0	0	0	3.4				
at Missouri State	01/27/13		4	0 0	.000	0 0	.000	0 0	.000	0 0	0	1.2	1	0	0	0	0	0	0	0	3.3				
at Southern Illinois	01/30/13		17	1 2	.500	1 2	.500	0 0	.000	0 1	1	1.2	2	0	2	0	0	0	0	3	3.3				
INDIANA STATE	02/02/13		16	1 1	1.000	1 1	1.000	0 0	.000	0 2	2	1.2	2	0	2	0	0	0	2	3	3.2				
ILLINOIS STATE	02/06/13		12	2 3	.667	1 2	.500	0 0	.000	0 3	3	1.3	2	0	1	0	0	0	0	5	3.3				
at Evansville	02/10/13		28	2 7	.286	2 6	.333	0 0	.000	0 4	4	1.4	1	0	2	2	0	0	0	6	3.4				
at Wichita State	02/13/13		11	0 1	.000	0 1	.000	0 0	.000	0 2	2	1.5	1	0	1	0	0	0	0	0	3.3				
UNI	02/16/13		12	0 1	.000	0 1	.000	0 0	.000	0 1	1	1.4	1	0	2	2	0	0	0	0	3.2				
BRADLEY	02/20/13		12	1 3	.333	1 2	.500	0 0	.000	0 2	2	1.5	1	0	0	1	0	0	0	3	3.2				
GREEN BAY	02/23/13		6	0 1	.000	0 1	.000	0 0	.000	0 1	1	1.4	0	0	0	0	0	0	0	0	3.0				
at Indiana State	02/27/13		8	0 2	.000	0 1	.000	0 0	.000	0 0	0	1.4	0	0	0	0	0	0	1	0	2.9				
Totals			2	400	30	88	.341	20	62	.323	2	3	.667	4	35	39	1.4	32	0	31	15	1	6	82	2.9

SEASON AVERAGES

Games played:	28
Minutes/game:	14.3
Points/game:	2.9
FG Pct:	34.1
3FG Pct:	32.3
FT Pct:	66.7
Rebounds/game:	1.4
Assists/game:	1.1
Turnovers/game:	0.5
Assist/turnover ratio:	2.1
Steals/game:	0.2
Blocks/game:	0.0

MISCELLANEOUS STATS

Category	2012-13
Double-digit scoring	2
20+ point games	No
Double-digit rebounding	No
Double-doubles	No
Led Drake in scoring	No
Led Drake in rebounding	No
Led Drake in three-pointers	3
Led Drake in assists	2
Led Drake in steals	1
Led Drake in blocks	1
5+ assist games	No
3+ three-pointers	No
3+ steal games	No
3+ block games	No

RICKS' CAREER STATS

Year	GP	GS	Min	Avg	FG	FGA	Pct	3FG	3FGA	Pct	FT	FTA	Pct	Off	Def	Tot	Avg	PF	FO	Ast	TO	Blk	Stl	Pts	Avg
2012-13	28	2	400	14.3	30	88	.341	20	62	.323	2	3	.667	4	35	39	1.4	32	0	31	15	1	6	82	2.9
TOTAL	28	2	400	14.3	30	88	.341	20	62	.323	2	3	.667	4	35	39	1.4	32	0	31	15	1	6	82	2.9

RICKS' CAREER MVC STATS

Year	GP	GS	Min	Avg	FG	FGA	Pct	3FG	3FGA	Pct	FT	FTA	Pct	Off	Def	Tot	Avg	PF	FO	Ast	TO	Blk	Stl	Pts	Avg
2012-13	16	0	198	12.4	11	46	.239	7	35	.200	0	0	.000	1	21	22	1.4	18	0	17	8	0	5	29	1.8
TOTAL	16	0	198	12.4	11	46	.239	7	35	.200	0	0	.000	1	21	22	1.4	18	0	17	8	0	5	29	1.8






34
6-8 • 209 • Sr. Forward
Ben SIMONS
Cadillac, Mich. (Cadillac)

2012-13

Is eighth in career scoring at Drake ... is 23-of-50 from the three-point arc in the last eight games ... scored a season-high 27 points at Evansville ... led Drake with 21 points against Indiana State including three straight three-pointers at one point and a critical three-point basket in overtime ... scored a team-high 19 points at Missouri State ... had a critical steal and hit two free throws to seal the win over Creighton ... averaging 15 points in the last four games ... scored 23 points with five assists and three assists at Illinois State ... held without a three-pointer at Creighton to snap a streak of 30 consecutive games with a three-pointer ... scored 17 points on 6-of-12 shooting from the field against Missouri State ... had a career-high 10 rebounds with 13 points for his first double-double at

Bradley ... scored 16 points including a game-tying three-pointer against NC Central ... has scored in double-digits every game this season ... recently surpassed the 1,000 point mark with 20 points in a loss to Xavier ... had a team-high 18 points on 4-of-9 shooting from the arc against Rice ... scored 13 points in the loss to Cal ... scored 11 points including a three-pointer with less than a minute to play to make it a two-point game at Detroit ... scored 25 points, the second most of his career, in the season opener against William Jewell and was 5-of-7 from three-point range ... recorded a double-double with 13 points and 11 rebounds in the exhibition against SBU ...

CAREER HIGHS

Points	Career 29	Wichita State (1/28/12)
	Season 27	at Evansville (2/10/13)
Field Goals	Career 11	Wichita State (1/28/12)
	Season 9	at Evansville (2/10/13) [2]
Field Goal Attempts	Career 22	Wichita State (1/28/12)
	Season 18	at Bradley (12/29/12)
3-Point Field Goals	Career 7	at Wichita State (2/25/12)
	Season 5	at Evansville (2/10/13) [2]
3-Point Attempts	Career 12	at Wichita State (2/25/12)
	Season 11	N.C. Central (12/19/12)
Free Throws	Career 8	Bradley (1/10/12)
	Season 6	Bradley (2/20/13)
Free Throw Attempts	Career 9	Bradley (1/10/12)
	Season 7	at Illinois State (1/12/13)
Rebounds	Career 10	at Bradley (12/29/12)
	Season 10	at Bradley (12/29/12)
Assists	Career 5	Central Arkansas (12/21/11)
	Season 4	at UNI (1/20/13) [3]
Steals	Career 4	Saint Mary's (12/5/12) [2]
	Season 4	Saint Mary's (12/5/12)
Blocks	Career 3	Creighton (1/23/13)
	Season 3	Creighton (1/23/13)

SIMONS' 2012-13 GAME-BY-GAME STATS

Opponent	Date	GS	Min	FGFGA	Pct	3FGFGA	Pct	FTFTA	Pct	Off	Def	Tot	Avg	PF	FO	A	TO	Blk	Stl	Pts	Avg
WILLIAM JEWELL	11/10/12	*	28	9 13	.692	5 7	.714	2 3	.667	0	3	3	3.0	0	0	3	2	0	0	25	25.0
at Detroit	11/17/12	*	35	4 13	.308	2 5	.400	1 2	.500	0	3	3	3.0	2	0	2	0	0	3	11	18.0
vs California	11/22/12	*	37	4 15	.267	1 7	.143	4 4	1.000	0	2	2	2.7	3	0	2	2	0	1	13	16.3
vs Rice	11/23/12	*	33	5 12	.417	4 9	.444	4 5	.800	0	3	3	2.8	4	0	1	1	1	0	18	16.8
vs Xavier	11/25/12	*	37	7 15	.467	4 10	.400	2 2	1.000	2	4	6	3.4	4	0	2	2	0	0	20	17.4
at Nevada	11/30/12	*	35	4 11	.364	3 6	.500	0 0	.000	1	2	3	3.3	3	0	4	1	0	1	11	16.3
SAINT MARY'S	12/05/12	*	36	4 8	.500	1 4	.250	2 2	1.000	0	4	4	3.4	0	0	1	3	0	4	11	15.6
IPFW	12/08/12	*	34	6 14	.429	3 9	.333	0 0	.000	0	1	1	3.1	4	0	1	3	0	2	15	15.5
vs Iowa State	12/15/12	*	24	4 8	.500	1 5	.200	4 4	1.000	0	5	5	3.3	5	1	4	2	0	0	13	15.2
N.C.CENTRAL	12/19/12	*	36	5 13	.385	4 11	.364	2 2	1.000	0	0	0	3.0	1	0	1	3	0	2	16	15.3
EASTERN ILLINOIS	12/22/12	*	35	4 9	.444	3 4	.750	3 4	.750	0	4	4	3.1	0	0	3	1	0	1	14	15.2
at Bradley	12/29/12	*	37	4 18	.222	1 8	.125	4 4	1.000	0	10	10	3.7	1	0	1	3	0	0	13	15.0
WICHITA STATE	01/02/13	*	31	3 6	.500	2 5	.400	0 0	.000	0	1	1	3.5	3	0	1	3	0	0	8	14.5
MISSOURI STATE	01/05/13	*	38	6 12	.500	3 7	.429	2 2	1.000	0	5	5	3.6	2	0	1	0	1	1	17	14.6
at Creighton	01/08/13	*	30	2 8	.250	0 2	.000	0 0	.000	0	4	4	3.6	1	0	1	0	0	0	4	13.9
at Illinois State	01/12/13	*	39	7 13	.538	4 9	.444	5 7	.714	0	5	5	3.7	3	0	3	3	0	0	23	14.5
EVANSVILLE	01/16/13	*	30	8 12	.667	2 3	.667	0 0	.000	0	2	2	3.6	3	0	1	1	0	1	18	14.7
at UNI	01/20/13	*	33	2 9	.222	2 5	.400	0 0	.000	0	2	2	3.5	1	0	4	3	1	1	6	14.2
CREIGHTON	01/23/13	*	39	4 10	.400	1 5	.200	4 4	1.000	0	3	3	3.5	2	0	1	3	3	1	13	14.2
at Missouri State	01/27/13	*	36	8 12	.667	3 6	.500	0 0	.000	0	4	4	3.5	2	0	1	2	0	1	19	14.4
at Southern Illinois	01/30/13	*	39	2 5	.400	0 1	.000	4 5	.800	0	7	7	3.7	1	0	2	2	0	1	8	14.1
INDIANA STATE	02/02/13	*	41	7 14	.500	4 5	.800	3 3	1.000	0	5	5	3.7	2	0	1	1	2	0	21	14.4
ILLINOIS STATE	02/06/13	*	35	5 10	.500	3 6	.500	0 0	.000	1	4	5	3.8	4	0	1	3	0	1	13	14.3
at Evansville	02/10/13	*	42	9 12	.750	5 7	.714	4 4	1.000	0	2	2	3.7	2	0	1	2	0	1	27	14.9
at Wichita State	02/13/13	*	31	5 11	.455	3 7	.429	2 2	1.000	0	2	2	3.6	3	0	0	2	0	1	15	14.9
UNI	02/16/13	*	32	3 6	.500	0 3	.000	0 0	.000	0	2	2	3.6	4	0	0	1	0	1	6	14.5
BRADLEY	02/20/13	*	39	3 12	.250	2 7	.286	6 6	1.000	0	4	4	3.6	2	0	3	4	0	2	14	14.5
GREEN BAY	02/23/13	*	32	6 10	.600	4 6	.667	0 0	.000	0	7	7	3.7	3	0	2	1	0	1	16	14.6
at Indiana State	02/27/13	*	35	3 13	.231	2 9	.222	2 2	1.000	0	7	7	3.8	1	0	1	2	0	0	10	14.4
Totals			29	1009	143 324	.441	72 178	.404	60 67	.896	4	107 111	3.8	66	1	49	56	8	27	418	14.4

SEASON AVERAGES

Games played:	29
Minutes/game:	34.8
Points/game:	14.4
FG Pct:	44.1
3FG Pct:	40.4
FT Pct:	89.6
Rebounds/game:	3.8
Assists/game:	1.7
Turnovers/game:	1.9
Assist/turnover ratio:	0.9
Steals/game:	0.9
Blocks/game:	0.3

MISCELLANEOUS STATS


Category	2012-13
Double-digit scoring	24
20+ point games	5
Double-digit rebounding	1
Double-doubles	1
Led Drake in scoring	10
Led Drake in rebounding	3
Led Drake in three-pointers	15
Led Drake in assists	4
Led Drake in steals	9
Led Drake in blocks	4
5+ assist games	No
3+ three-pointers	15
3+ steal games	2
3+ block games	1

SIMONS' CAREER STATS

Year	GP	GS	Min	Avg	FG	FGA	Pct	3FG	3FGA	Pct	FT	FTA	Pct	Off	Def	Tot	Avg	PF	FO	Ast	TO	Blk	Stl	Pts	Avg
2009-10	33	13	626	19.0	68	179	.380	37	110	.336	20	23	.870	13	57	70	2.1	28	0	24	21	5	14	193	5.8
2010-11	31	15	760	24.5	94	196	.480	42	100	.420	22	25	.880	8	54	62	2.0	35	0	36	35	3	12	252	8.1
2011-12	29	28	1041	35.9	169	359	.471	77	181	.425	62	73	.849	18	81	99	3.4	56	1	40	47	9	24	477	16.4
2012-13	29	29	1009	34.8	143	324	.441	72	178	.404	60	67	.896	4	107	111	3.8	66	1	49	56	8	27	418	14.4
TOTAL	122	85	3436	28.2	474	1058	.448	228	569	.401	164	188	.872	43	299	342	2.8	185	2	149	159	25	77	1340	11.0

SIMONS' CAREER MVC STATS

Year	GP	GS	Min	Avg	FG	FGA	Pct	3FG	3FGA	Pct	FT	FTA	Pct	Off	Def	Tot	Avg	PF	FO	Ast	TO	Blk	Stl	Pts	Avg
2009-10	18	1	277	15.4	21	73	.288	12	43	.279	3	4	.750	7	25	32	1.8	11	0	4	8	3	4	57	3.2
2010-11	18	13	525	29.2	69	142	.486	29	70	.414	19	22	.864	5	45	50	2.8	24	0	28	24	2	10	186	10.3
2011-12	14	13	509	36.4	86	178	.483	37	88	.420	29	34	.853	6	39	45	3.2	26	0	15	19	1	10	238	17.0
2012-13	17	17	607	35.7	81	183	.443	37	95	.389	36	39	.923	1	69	70	4.1	37	0	23	35	7	12	235	13.8
TOTAL	67	44	1918	28.6	257	576	.446	115	296	.389	87	99	.879	19	178	197	2.9	98	0	70	86	13	36	716	10.7



2012-13

Is out indefinitely due a torn ligament on his left thumb ... underwent surgery to repair the injury on Feb. 5 ... provided clutch contributions in the win over Creighton with a career-high 12 points and five rebounds in 19 minutes ... has provided significant minutes the last 10 games with 4.0 points per game and seven offensive rebounds ... had a career-high seven points and five rebounds at Bradley ... played significant first half minutes against Iowa State and recorded a then career-high five points and three rebounds ... had two points in eight minutes on a pair of free throws against William Jewell ... was 3-of-3 from the field and finished with nine points and five boards in the exhibition against SBU ...

Joins Drake's incoming class for 2012-13 after playing one varsity season at Junipero Serra High School in Gardena, Calif. A native of Nigeria, Ugbede earned first-team All-CIF Southern Section 4AA honors in leading his team to a 31-3 record and a regional championship.

Ugbede helped lead Junipero Serra to a 31-3 record in 2011-12, and the California Interscholastic Federation (CIF) Southern Section 4AA crown. He scored 32 points in the championship game against a LaVerne Lutheran team led by McDonald's All-American Grant Jarrett. A native of Nigeria who moved to the United States before his junior year, Ugbede averaged 15.3 points and 6.8 rebounds per game as a senior and was named All-CIF. He was named by the South Bay Daily Breeze as boys basketball Player of the

UGBEDE'S 2012-13 GAME-BY-GAME STATS

Opponent	Date	GS	Min	FG	FGA	Pct	3FG	3FGA	Pct	FT	FTA	Pct	Off	Def	Tot	Avg	PF	FO	A	TO	Blk	Stl	Pts	Avg		
WILLIAM JEWELL	11/10/12		8	0	1	.000	0	0	.000	2	2	1.000	0	0	0	0.0	5	1	0	1	0	1	2	2.0		
at Detroit	11/17/12		DNP - Coach's Decision																							
vs California	11/22/12		6	0	0	.000	0	0	.000	0	0	.000	0	1	1	0.5	1	0	0	0	0	0	0	1.0		
vs Rice	11/23/12		DNP - Coach's Decision																							
vs Xavier	11/25/12		DNP - Coach's Decision																							
at Nevada	11/30/12		4	0	0	.000	0	0	.000	0	0	.000	0	1	1	0.7	0	0	0	1	0	0	0	0.7		
SAINT MARY'S	12/05/12		3	0	0	.000	0	0	.000	0	0	.000	0	0	0	0.5	0	0	0	0	0	1	0	0.5		
IPFW	12/08/12		1	0	0	.000	0	0	.000	0	0	.000	0	0	0	0.4	0	0	0	0	0	0	0	0.4		
vs Iowa State	12/15/12		7	2	4	.500	0	0	.000	1	2	.500	0	3	3	0.8	0	0	0	0	0	0	5	1.2		
N.C. CENTRAL	12/19/12		6	2	2	1.000	0	0	.000	0	0	.000	0	3	3	1.1	0	0	1	0	0	0	4	1.6		
EASTERN ILLINOIS	12/22/12		11	1	1	1.000	0	0	.000	2	2	1.000	1	1	2	1.3	3	0	0	0	0	0	4	1.9		
at Bradley	12/29/12		17	3	4	.750	0	0	.000	1	2	.500	3	2	5	1.7	2	0	0	1	0	0	7	2.4		
WICHITA STATE	01/02/13		12	1	3	.333	0	0	.000	4	5	.800	3	1	4	1.9	3	0	0	2	0	0	6	2.8		
MISSOURI STATE	01/05/13		10	0	1	.000	0	0	.000	0	0	.000	0	1	1	1.8	1	0	0	0	0	0	0	2.5		
at Creighton	01/08/13		7	0	0	.000	0	0	.000	2	3	.667	1	0	1	1.8	1	0	0	0	0	0	2	2.5		
at Illinois State	01/12/13		1	0	0	.000	0	0	.000	0	0	.000	0	0	0	1.6	0	0	0	0	0	0	0	2.3		
EVANSVILLE	01/16/13		6	0	0	.000	0	0	.000	0	0	.000	0	0	0	1.5	1	0	0	1	0	0	0	2.1		
at UNI	01/20/13		5	2	3	.667	0	0	.000	0	0	.000	0	1	1	1.5	1	0	0	0	0	1	4	2.3		
CREIGHTON	01/23/13		19	4	5	.800	0	0	.000	4	8	.500	4	1	5	1.7	1	0	0	0	0	0	12	2.9		
at Missouri State	01/27/13		2	0	0	.000	0	0	.000	0	0	.000	0	0	0	1.6	1	0	0	0	0	0	0	2.7		
at Southern Illinois	01/30/13		DNP - Injury (Hand)																							
INDIANA STATE	02/02/13		DNP - Injury (Hand)																							
ILLINOIS STATE	02/06/13		DNP - Injury (Hand)																							
at Evansville	02/10/13		DNP - Injury (Hand)																							
at Wichita State	02/13/13		DNP - Injury (Hand)																							
UNI	02/16/13		DNP - Injury (Hand)																							
BRADLEY	02/20/13		DNP - Injury (Hand)																							
GREEN BAY	02/23/13		DNP - Injury (Hand)																							
at Indiana State	02/27/13		DNP - Injury (Hand)																							
Totals			0	125	15	24	.625	0	0	.000	16	24	.667	12	15	27	1.6	20	1	1	6	0	3	46	2.7	

SEASON AVERAGES

Games played:	17
Minutes/game:	7.4
Points/game:	2.7
FG Pct:	62.5
FT Pct:	66.7
Rebounds/game:	1.6
Assists/game:	0.1
Turnovers/game:	0.4
Assist/turnover ratio:	0.2
Steals/game:	0.2

MISCELLANEOUS STATS

Category	2012-13
Double-digit scoring	1
20+ point games	No
Double-digit rebounding	No
Double-doubles	No
Led Drake in scoring	No
Led Drake in rebounding	No
Led Drake in three-pointers	No
Led Drake in assists	No
Led Drake in steals	No
Led Drake in blocks	No
5+ assist games	No
3+ three-pointers	No
3+ steal games	No
3+ block games	No

UGBEDE'S CAREER STATS

Year	GP	GS	Min	Avg	FG	FGA	Pct	3FG	3FGA	Pct	FT	FTA	Pct	Off	Def	Tot	Avg	PF	FO	Ast	TO	Blk	Stl	Pts	Avg
2012-13	17	0	125	7.4	15	24	.625	0	0	.000	16	24	.667	12	15	27	1.6	20	1	1	6	0	3	46	2.7
TOTAL	17	0	125	7.4	15	24	.625	0	0	.000	16	24	.667	12	15	27	1.6	20	1	1	6	0	3	46	2.7

UGBEDE'S CAREER MVC STATS

Year	GP	GS	Min	Avg	FG	FGA	Pct	3FG	3FGA	Pct	FT	FTA	Pct	Off	Def	Tot	Avg	PF	FO	Ast	TO	Blk	Stl	Pts	Avg
2012-13	9	0	79	8.8	10	16	.625	0	0	.000	11	18	.611	11	6	17	1.9	11	0	0	4	0	1	31	3.4
TOTAL	9	0	79	8.8	10	16	.625	0	0	.000	11	18	.611	11	6	17	1.9	11	0	0	4	0	1	31	3.4




45
6-11 • 269 • RJr. **Center**

Seth VanDeest
Bettendorf, Iowa (Bettendorf)

2012-13

Recorded his first double-double of the season with 15 points and 10 rebounds against Green Bay ... scored 14 points and made two critical free throws to force overtime against Bradley ... added 10 points with four rebounds against UNI ... had 11 points with four rebounds, three offensive, at Evansville ... scored 12 points and matched a season-high with eight rebounds at Missouri State ... scored a season-high 19 points on 6-of-9 shooting with the eventual game-winning baskets against NC Central ... had 18 points on 8-of-10 shooting against Iowa State ... led Drake with 15 points on 6-of-9 shooting against Saint Mary's ... scored 12 of his 14 points against Nevada in the second half and was 5-of-7 from the field in 16 minutes ... played a season-high 32 minutes with 12 points against

Rice after scoring 13 points with four assists against Cal ... scored 10 points in 18 minutes on 4-of-6 shooting with six rebounds and two assists ... scored seven points with four boards in 17 minutes against William Jewell ... started and scored 15 points in the exhibition against SBU ...

Played in 62 games (all starts) in his first two seasons and averages 8.6 points and 4.3 rebounds per game...underwent shoulder surgery in July 2011 that caused him to miss the 2011-12 season.

VANDEEST'S 2012-13 GAME-BY-GAME STATS

Opponent	Date	GS	Min	FGFGA	Pct	3FGFGA	Pct	FTFTA	Pct	Off	Def	Tot	Avg	PF	FO	A	TO	Blk	Stl	Pts	Avg
WILLIAM JEWELL	11/10/12	*	17	3 7	.429	0 0	.000	1 3	.333	0	4	4	4.0	3	0	1	1	0	7	7.0	
at Detroit	11/17/12	*	18	4 6	.667	0 0	.000	2 2	1.000	0	6	6	5.0	4	0	2	1	0	0	10	8.5
vs California	11/22/12	*	27	5 7	.714	0 0	.000	3 6	.500	1	3	4	4.7	1	0	4	0	0	1	13	10.0
vs Rice	11/23/12	*	32	4 7	.571	0 0	.000	4 5	.800	3	5	8	5.5	0	0	2	1	1	0	12	10.5
vs Xavier	11/25/12	*	20	2 6	.333	0 0	.000	0 0	.000	1	3	4	5.2	4	0	0	2	1	1	4	9.2
at Nevada	11/30/12	*	16	5 7	.714	0 0	.000	4 5	.800	1	1	2	4.7	2	0	0	2	1	0	14	10.0
SAINT MARY'S	12/05/12	*	22	6 9	.667	0 0	.000	3 3	1.000	1	1	2	4.3	5	1	0	1	1	0	15	10.7
IPFW	12/08/12	*	25	1 6	.167	0 0	.000	5 6	.833	3	5	8	4.8	4	0	2	1	3	0	7	10.3
vs Iowa State	12/15/12	*	24	8 10	.800	0 0	.000	2 2	1.000	1	3	4	4.7	3	0	0	3	0	1	18	11.1
N.C. CENTRAL	12/19/12	*	30	6 9	.667	0 0	.000	7 8	.875	0	5	5	4.7	4	0	1	3	0	0	19	11.9
EASTERN ILLINOIS	12/22/12	*	28	4 5	.800	0 0	.000	2 2	1.000	2	1	3	4.5	2	0	2	2	3	2	10	11.7
at Bradley	12/29/12	*	17	3 4	.750	0 0	.000	4 7	.571	2	5	7	4.8	4	0	1	1	2	0	10	11.6
WICHITA STATE	01/02/13	*	24	2 4	.500	0 0	.000	4 4	1.000	1	3	4	4.7	3	0	0	2	1	1	8	11.3
MISSOURI STATE	01/05/13	*	16	2 3	.667	0 0	.000	4 4	1.000	0	2	2	4.5	0	0	0	1	0	0	8	11.1
at Creighton	01/08/13	*	14	2 4	.500	0 0	.000	0 0	.000	3	3	6	4.6	2	0	3	2	0	2	4	10.6
at Illinois State	01/12/13	*	14	1 4	.250	0 0	.000	1 2	.500	0	0	0	4.3	3	0	0	1	0	0	3	10.1
EVANSVILLE	01/16/13	*	23	3 7	.429	0 0	.000	5 8	.625	3	4	7	4.5	3	0	3	2	0	0	11	10.2
at UNI	01/20/13	*	21	1 2	.500	0 0	.000	4 4	1.000	0	3	3	4.4	2	0	1	2	0	0	6	9.9
CREIGHTON	01/23/13	*	18	1 3	.333	0 0	.000	1 2	.500	0	3	3	4.3	1	0	1	1	2	0	3	9.6
at Missouri State	01/27/13	*	19	4 7	.571	0 0	.000	4 5	.800	4	4	8	4.5	3	0	0	1	0	0	12	9.7
at Southern Illinois	01/30/13	*	17	1 3	.333	0 0	.000	3 4	.750	1	6	7	4.6	3	0	0	3	0	1	5	9.5
INDIANA STATE	02/02/13	*	11	2 5	.400	0 0	.000	1 3	.333	1	2	3	4.5	2	0	1	2	0	0	5	9.3
ILLINOIS STATE	02/06/13	*	17	3 4	.750	0 0	.000	3 5	.600	2	3	5	4.6	3	0	0	1	1	0	9	9.3
at Evansville	02/10/13	*	28	5 9	.556	0 0	.000	1 2	.500	3	1	4	4.5	5	1	1	2	1	1	11	9.3
at Wichita State	02/13/13	*	22	1 5	.200	0 0	.000	0 2	.000	2	4	6	4.6	5	1	0	1	1	0	2	9.0
UNI	02/16/13	*	24	4 4	1.000	0 0	.000	2 3	.667	2	2	4	4.6	1	0	1	1	4	1	10	9.1
BRADLEY	02/20/13	*	26	3 4	.750	0 0	.000	8 9	.889	2	2	4	4.6	3	0	2	1	1	0	14	9.3
GREEN BAY	02/23/13	*	32	5 11	.455	0 0	.000	5 8	.625	4	6	10	4.8	1	0	2	1	0	0	15	9.5
at Indiana State	02/27/13	*	26	6 7	.857	0 0	.000	2 2	1.000	2	4	6	4.8	4	0	2	0	3	0	14	9.6
Totals			29	628	.574	0 0	.000	85 116	.733	45	94	139	4.8	80	3	31	42	27	11	279	9.6

SEASON AVERAGES

Games played:	29
Minutes/game:	21.7
Points/game:	9.6
FG Pct:	57.4
FT Pct:	73.3
Rebounds/game:	4.8
Assists/game:	1.1
Turnovers/game:	1.4
Assist/turnover ratio:	0.7
Steals/game:	0.4
Blocks/game:	0.9

MISCELLANEOUS STATS

Category	2012-13
Double-digit scoring	16
20+ point games	No
Double-digit rebounding	1
Double-doubles	1
Led Drake in scoring	2
Led Drake in rebounding	3
Led Drake in three-pointers	No
Led Drake in assists	1
Led Drake in steals	3
Led Drake in blocks	13
5+ assist games	No
3+ three-pointers	No
3+ steal games	1
3+ block games	4

VANDEEST'S CAREER STATS

Year	GP	GS	Min	Avg	FG	FGA	Pct	3FG	3FGA	Pct	FT	FTA	Pct	Off	Def	Tot	Avg	PF	FO	Ast	TO	Blk	Stl	Pts	Avg
2009-10	33	33	800	24.2	98	201	.488	3	12	.250	80	110	.727	38	101	139	4.2	104	3	31	34	45	12	279	8.5
2010-11	29	29	701	24.2	83	158	.525	1	4	.250	87	113	.770	37	92	129	4.4	71	1	44	38	18	15	254	8.8
2012-13	29	29	628	21.7	97	169	.574	0	0	.000	85	116	.733	45	94	139	4.8	80	3	31	42	27	11	279	9.6
TOTAL	91	91	2129	23.4	278	528	.527	4	16	.250	252	339	.743	120	287	407	4.5	255	7	106	114	90	38	812	8.9

VANDEEST'S CAREER MVC STATS

Year	GP	GS	Min	Avg	FG	FGA	Pct	3FG	3FGA	Pct	FT	FTA	Pct	Off	Def	Tot	Avg	PF	FO	Ast	TO	Blk	Stl	Pts	Avg
2009-10	18	18	447	24.8	53	118	.449	2	10	.200	41	60	.683	20	50	70	3.9	59	2	14	23	30	10	149	8.3
2010-11	16	16	392	24.5	42	86	.488	0	2	.000	46	57	.807	17	50	67	4.2	39	1	23	26	7	10	130	8.1
2012-13	17	17	337	19.8	44	79	.557	0	0	.000	47	66	.712	28	51	79	4.6	47	2	16	24	16	6	135	7.9
TOTAL	51	51	1176	23.1	139	283	.491	2	12	.167	134	183	.732	65	151	216	4.2	145	5	53	73	53	26	414	8.1

GAME 1

WILLIAM JEWELL	66
DRAKE	96

Nov. 10, 2012 • Des Moines, Iowa
Knapp Center • 3,273

The Drake University men's basketball team officially opened the 2012-13 season with a 96-66 win against William Jewell at the Knapp Center. Ben Simons led all scorers with 25 points, 18 of which came in the second half. Richard Carter had a big game in his debut, scoring 19 points, including going a perfect 4-of-4 from three-point range.

The Bulldogs were hot from the field the entire game shooting 55.9-percent as a team on 33-of-59 shooting as well as 15-of-24 from three-point range for a 62.5 percent clip, the ninth highest single-game percentage in school history. At one point in the second half Drake had made 12 of its 15 three-point attempts. Additionally, Drake's 15 three-pointers tied for the sixth most in program history behind nine total three-pointers from Simons and Carter.

William Jewell was paced by two players in double-figures as Dillon Deck scored 16 points with seven rebounds while Ricky Tisdale added 14 points. As a team, the Cardinals shot 35 percent from the field and 13.3 percent from three-point.

Player	FG	3FG	FT	R	TP	A	MIN
Mattson - F	2-3	0-1	1-1	2	5	0	16
Bilong - F	0-6	0-2	2-2	2	2	0	17
Deck - C	6-10	0-0	2-6	7	16	0	19
Sistrunk - G	3-8	0-0	2-2	1	8	2	24
Tisdale - G	4-8	2-5	4-4	0	14	1	25
Jordan	1-1	0-0	1-4	3	3	0	10
Lewis	2-9	0-3	2-2	1	6	1	16
Bell	2-5	0-1	2-1	1	6	3	15
Scofield	0-5	0-3	0-0	2	0	2	17
Dustman	0-0	0-0	2-2	0	2	0	2
Kroeker	0-0	0-0	2-2	2	2	0	17
Taylor	1-4	0-0	0-0	9	2	0	11
Waibel	0-0	0-0	0-0	0	0	0	2
McCullough	0-1	0-0	0-0	2	0	0	9
Team	4						
Totals	21-60	2-15	22-27	36	66	9	200

	Half (32)	Final
FG%	.406 (13-32)	.350
3FG%	.125 (1-8)	.133
FT%	1.000 (5-5)	.815

DRAKE 96

Player	FG	3FG	FT	R	TP	A	MIN
Clarke - F	3-3	0-0	1-3	7	7	4	21
Simons - F	9-13	5-7	2-3	3	25	3	28
VanDeest - C	3-7	0-0	1-3	4	7	0	17
Ricks - G	0-1	0-1	0-0	2	0	2	20
Carter - G	7-10	4-4	1-2	4	19	4	19
Babineaux	3-8	0-1	1-3	2	7	4	19
Jeffers	0-1	0-0	4-4	3	4	0	11
Puleikis	2-2	0-0	0-0	2	4	0	6
Mason	3-5	3-3	0-2	2	9	1	22
McLaughlin	0-0	0-0	0-0	1	0	0	4
King	3-8	3-8	3-4	1	12	1	23
Bowie	0-0	0-0	0-0	0	0	0	2
Ugbede	0-1	0-0	2-2	0	2	0	8
Team	3						
Totals	33-59	15-24	15-24	34	96	19	200

	Half (40)	Final
FG%	.571 (16-28)	.559
3FG%	.667 (6-9)	.625
FT%	.500 (2-4)	.625

Fouls: DU 24 (Ugbede, 5) WJC 20 (Deck, 5). Turnovers: DU 17 (Babineaux, 6) WJC 14 (Two, 3). Blocks: DU 3 (Three, 1) WJC 3 (Three, 1). Steals: DU 5 (Clarke, 2) WJC 6 (Sistrunk, 2).

GAME 2

DRAKE	79
DETROIT	85

Nov. 17, 2012 • Detroit, Mich.
Calihan Hall • 2,047

Senior Jordan Clarke recorded a double-double with 17 points and 10 rebounds but it was not enough to rally back from a 14-point deficit as the Drake University men's basketball team fell at Detroit, 85-79.

Clarke's double-double came on 6-of-7 shooting from the field as the Bulldogs fall to 1-1 on the young season. Detroit was paced by Doug Anderson's 26 points and 10 rebounds while Horizon League Preseason Player of the Year Ray McCallum poured in 20 points, including a jumper with 13 seconds left to preserve the Titan win.

With four minutes to play, Drake was facing a 14-point, 76-62, deficit before the Bulldogs went on a 14-5 run capped by back-to-back three-pointers from Clarke and Ben Simons to pull within two points, 81-79, with 46 seconds left. Simons' three-pointer came courtesy of a possession generated by the defense forcing a critical five-second call on a Detroit inbound pass.

However, Detroit's next possession saw McCallum deliver his game-clinching jumper from the top of the key.

Player	FG	3FG	FT	R	TP	A	MIN
Clarke - F	6-7	1-1	4-10	10	17	2	31
Simons - F	4-13	2-5	1-2	3	11	2	35
VanDeest - C	4-6	0-0	2-2	6	10	2	18
Ricks - G	2-3	23	0-0	1	6	0	15
Carter - G	4-10	0-2	2-6	2	10	4	34
Babineaux	0-0	0-0	0-0	0	0	0	5
Hines	4-9	1-2	5-6	4	14	0	26
Jeffers	1-3	1-3	0-0	0	3	0	15
Mason	0-0	0-0	0-0	0	0	0	0
0	0	2	0	0	5		
King	2-4	0-2	4-4	2	8	0	16
Team	6						
Totals	27-55	7-18	18-30	34	79	10	200

DETROIT 85

Player	FG	3FG	FT	R	TP	A	MIN
Anderson - F	10-12	3-3	3-5	10	26	0	25
Minnerath - F	5-8	1-3	5-6	9	16	1	24
Howard - G	3-10	0-2	2-3	2	8	2	32
McCallum - G	5-9	1-3	9-11	3	20	5	36
Calliste - G	2-13	1-7	4-6	3	9	2	34
Boutte	1-4	0-1	0-0	1	2	2	20
Nioku	0-2	0-0	0-0	2	0	0	6
Lippert	2-2	0-0	0-0	2	4	1	6
Wilson	0-0	0-0	0-0	0	0	0	3
Bruinsma	0-1	0-1	0-0	2	0	2	14
TEAM	3						
Totals	28-61	6-20	23-31	37	85	15	200

	Half (42)	Final
FG%	.433 (13-30)	.459
3FG%	.333 (4-12)	.300
FT%	.857 (12-14)	.742

Fouls: DU 26 (Three, 4), UDM 22 (Two, 5). Turnovers: DU 18 (Carter, 5), UDM 15 (McCallum, 5). Blocks: DU 2 (Two, 1), UDM 2 (Two, 1). Steals: DU 7 (Simons, 3), UDM 10 (Two, 3)

GAME 3

DRAKE	70
CALIFORNIA	73

Nov. 22, 2012 • Anaheim, Calif.
Anaheim Arena • 1,087

The Drake University men's basketball team fell in final minute to California, 73-70, in the opening round of the DIRECTV Classic in Anaheim, Calif.

Senior Jordan Clarke notched his second straight double-double, scoring 11 points and grabbing 10 rebounds while Ben Simons, Seth VanDeest, Richard Carter, and Gary Ricks, Jr. each scored 13 points, but their scoring could not hold off the Golden Bears' late charge. Justin Cobbs recorded 21 points followed by 15 from Allen Crabbe, almost all of which came down the stretch, to lead Cal past Drake in the closing minutes of the game.

Drake led by as many as nine points with seven minutes to play at 64-55, but Cal rallied and retook the lead at 67-66 with 4:20 remaining in the game thanks to a 12-2 run, fueled by the high-scoring guard combo of Crabbe and Cobbs.

In the second half, the Blue and White was able to take its first lead since the opening minutes with a 13-6 run Bulldog run to build a three-possession lead with Simons scoring seven of those points before Cal rebounded.

Player	FG	3FG	FT	R	TP	A	MIN
Clarke - F	4-7	1-1	2-6	10	11	2	30
Simons - F	4-15	1-7	4-4	2	13	2	37
VanDeest - C	5-7	0-0	3-6	4	13	4	27
Carter - G	4-8	2-2	3-6	2	13	3	28
Hines - G	1-3	1-3	2-2	1	5	1	21
Babineaux	0-2	0-1	0-0	1	0	3	14
Ricks	5-6	2-3	1-2	4	13	1	19
Jeffers	0-1	0-1	0-0	0	0	0	3
Mason	0-0	0-0	0-0	0	0	0	1
King	1-4	0-3	0-0	0	2	0	14
Ugbede	0-0	0-0	0-0	1	0	0	6
Team	1						
Totals	24-53	7-21	15-26	26	70	16	200

CALIFORNIA 73

Player	FG	3FG	FT	R	TP	A	MIN
Solomon - F	4-8	0-1	2-2	5	10	0	12
Kravis - F	2-8	0-0	2-4	6	6	0	38
Cobbs - G	5-9	0-1	11-13	5	21	4	38
Smith - G	2-4	0-2	2-3	0	6	2	24
Crabbe - G	5-10	2-4	3-4	7	15	2	35
Wallace	4-7	1-3	0-0	7	9	3	23
Bak	0-0	0-0	0-0	0	0	0	1
Powers	0-0	0-0	0-0	0	0	0	3
Thurman	3-7	0-0	0-0	7	6	0	26
TEAM	3						
Totals	25-53	3-11	20-26	40	73	11	200

	Half (33)	Final
FG%	.448 (13-29)	.472
3FG%	.167 (1-6)	.273
FT%	.600 (6-10)	.769

Fouls: DU 25 (Two, 4), Cal 22 (Solomon, 5). Turnovers: DU 10 (Four, 2), Cal 13 (Two, 4). Blocks: DU 1 (Clarke, 1), Cal 2 (Two, 1). Steals: DU 3 (Three, 1), Cal 5 (Cobbs, 2).

GAME 4

RICE	66
DRAKE	77

Nov. 23, 2012 • Anaheim, Calif.
Anaheim Arena • 1,627

Five Bulldogs scored in double figures for the second consecutive night, as the Drake University men's basketball team pulled away from Rice, 77-66, in second round of the DIRECTV Classic.

Jordan Clarke stole the show for the Bulldogs with his third double-double in a row for Drake, notching 15 points and grabbing a career-high 18 rebounds. His 18 rebounds also set a tournament record, previously held by Diamon Simpson of St. Mary's in 2008, who had 17 against Cal State Fullerton. The senior also had four assists, two steals and two blocks.

Ben Simons scored a team-high 18 points to lead the Blue and White past the Owls. Seth VanDeest had a strong showing in the post to complement Clarke with 12 points and eight boards of his own. In his encore performance in front of his hometown crowd, Gary Ricks scored 10 points and had three assists. Chris Hines added 11 points. As a team, Drake shot 46 percent from the field and 44 percent from the three-point arc.

Player	FG	3FG	FT	R	TP	A	MIN
Wilson - F	1-2	0-0	0-0	1	2	0	16
Gearhart - F	1-6	1-5	2-2	1	5	3	32
Guercy - G	3-7	1-4	2-2	2	9	1	33
Jackson - G	9-17	3-5	4-4	6	25	2	35
DeBose - G	3-7	1-2	5-6	9	12	2	33
Washington	2-7	0-1	0-0	3	4	4	15
Peera	0-1	0-1	0-0	0	0	0	7
Ramljak	3-6	3-6	0-0	3	9	0	26
Firozgary	0-0	0-0	0-0	0	0	0	3
TEAM	3						
Totals	22-53	9-24	13-14	28	66	12	200

DRAKE 77

Player	FG	3FG	FT	R	TP	A	MIN
Clarke - F	3-5	1-1	8-13	18	15	4	35
Simons - F	5-12	4-9	4-5	3	18	1	33
VanDeest - C	4-7	0-0	4-5	8	12	2	32
Carter - G	3-9	0-2	0-0	3	6	5	26
Hines - G	3-7	3-6	2-2	0	11	0	18
Babineaux	1-4	0-1	0-1	2	2	0	13
Rick	4-6	2-4	0-0	1	10	3	30
Jeffers	0-1	0-1	0-0	0	0	0	6
King	1-1	1-1	0-0	0	3	0	7
Team	1						
Totals	24-52	11-25	18-26	36	77	15	200

	Half (34)	Final
FG%	.458 (11-24)	.462
3FG%	.429 (6-14)	.440
FT%	.667 (6-9)	.692

Fouls: DU 13 (Simons, 4), RU 20 (Two, 4). Turnovers: DU 8 (Eight, 1), RU 8 (Wilson, 3). Blocks: DU 4 (Clarke, 2), RU 0. Steals: DU 2 (Clarke, 2), RU 4 (Guercy, 2)

GAME 5

XAVIER	74
DRAKE	70

Nov. 25, 2012 • Anaheim, Calif.
Anaheim Arena •

The Drake University men's basketball team got a pair of 20-point performances from Ben Simons and Joey King, but it wasn't enough to overcome a talented Xavier team as the Bulldogs fell, 74-70, in their final game at the DIRECTV Classic.

Senior Ben Simons became the 23rd player in Drake basketball history to pass the 1,000-point mark, with 20 points to give him 1,009 career points. Joey King was the leading scorer for the Bulldogs, setting a career high with 21 points.

Senior Jordan Clarke recorded his fourth consecutive double-double, adding 12 points and 11 rebounds for the Blue and White. Clarke set the tournament's rebounding record with 39 boards in three games.

Xavier, which trailed 30-26 at halftime, used an 11-0 run to regain the lead, 44-36, midway through the second half. Drake clawed back on multiple occasions in the second half, but the Musketeers pulled away with a 6-0 run in the final four minutes of the game that increased their lead to as many as 11.

XAVIER								74
Player	FG	3FG	FT	R	TP	A	MIN	
Taylor - F	1-4	0-0	1-2	1	3	3	27	
Martin - F	4-10	3-5	2-2	8	13	0	34	
Robinson - F	5-7	0-1	3-3	7	13	0	18	
Christon - G	5-12	1-2	5-7	6	16	7	37	
Davis - G	4-7	1-2	6-8	3	15	2	28	
Redford - G	0-3	0-3	4-4	0	4	1	19	
Amos	0-0	0-0	0-0	0	0	0	0+	
Philmore	4-7	0-2	2-3	6	10	0	27	
Stenger	0-1	0-0	0-0	3	0	0	10	
TEAM	6							
Totals	23-51	5-15	23-29	40	74	13	200	

	Half (26)	Final
FG%	.455 (10-22)	.451
3FG%	.375 (3-8)	.333
FT%	.600 (3-5)	.793

DRAKE

DRAKE								70
Player	FG	3FG	FT	R	TP	A	MIN	
Clarke - F	4-8	1-1	3-5	11	12	3	31	
Simons - F	7-15	4-10	2-2	6	20	2	37	
VanDeest - C	2-6	0-0	0-0	4	4	0	20	
Carter - G	2-7	0-1	0-0	2	4	3	25	
Hines - G	1-7	0-2	4-4	4	6	1	25	
Babineaux	0-2	0-1	0-0	1	0	2	5	
Ricks	0-4	0-2	0-0	2	0	3	17	
Jeffers	0-0	0-0	0-0	0	0	0	1	
Mason	1-4	1-4	0-0	0	3	2	10	
King	7-11	5-7	2-2	2	21	0	29	
TEAM	6							
Totals	24-64	11-28	11-13	32	70	16	200	

	Half (30)	Final
FG%	.382 (13-34)	.375
3FG%	.400 (4-10)	.393
FT%	.000 (0-0)	.846

Fouls: DU 23 (Three, 4), XU 15 (Robinson, 3). Turnovers: DU 12 (Hines, 3), XU 13 (Christon, 5). Blocks: DU 3 (Three, 1), XU 1 (Stenger, 1). Steals: DU 6 (Two, 2), XU 2 (Two, 1).

GAME 6

DRAKE	76
NEVADA	66

Nov. 30, 2012 • Reno, Nev.
Lawlor Events Center • 6,469

Led by five players scoring in double-figures, the Drake University men's basketball team defeated Nevada, 76-66, on the road in the Mountain West/Missouri Valley Challenge.

Richard Carter had his best game to date in a Drake uniform with 16 points, a game-high seven rebounds and four assists with just one turnover. The junior college transfer was 6-of-12 from the field as the Bulldogs shot 44.6 percent from the field and a 45 percent (9-of-20) from three-point range.

Despite the offensive numbers, Drake's defense and rebounding won the game against a Nevada squad that won 28 games and its conference title last season. The Wolf Pack shot 41.2 percent from the field as the Bulldogs' defense imposed its will in the second half to allow just 30.8 percent shooting.

On the boards, Jordan Clarke led an offensive rebounding attack that held a 10-5 advantage to allow Drake to outscore the Wolf Pack, 14-0, on second chance points. Clarke finished with six total boards to go along with his 15 points, two assists and two steals.

DRAKE								76
Player	FG	3FG	FT	R	TP	A	MIN	
Clarke - F	5-10	0-1	5-13	6	15	2	35	
Simons - F	4-11	3-6	0-0	3	11	4	35	
VanDeest - C	5-7	0-0	4-5	2	14	0	16	
Carter - G	6-12	1-2	3-4	7	16	4	34	
Hines - G	1-4	1-4	3-4	4	6	1	22	
Babineaux	0-0	0-0	0-0	0	1	0	5	
Ricks	0-3	0-1	0-0	2	0	2	15	
Jeffers	3-5	3-3	2-2	5	11	2	20	
Mason	1-3	1-2	0-0	3	3	0	9	
King	0-1	0-1	0-0	1	0	1	5	
Ugbede	0-0	0-0	0-0	1	0	0	4	
TEAM	2							
Totals	25-56	9-20	17-28	36	16	12	200	

	Half (45)	Final
FG%	.484 (15-31)	.446
3FG%	.636 (7-11)	.450
FT%	.615 (8-13)	.607

NEVADA

NEVADA								66
Player	FG	3FG	FT	R	TP	A	MIN	
Elliott - F	1-2	0-0	1-2	4	3	1	21	
Panzer - F	2-3	1-1	0-0	2	5	0	23	
Evans - G	3-8	1-3	0-0	5	7	4	27	
Burton - G	3-10	0-4	6-7	2	12	1	29	
Story - G	6-13	2-7	5-6	4	19	4	35	
Coleman	2-3	0-1	2-4	0	6	1	7	
Nyeko	0-0	0-0	2-2	0	2	0	8	
Fuetsch	0-0	0-0	0-0	0	0	0	4	
Huff	2-5	0-1	0-0	4	4	0	16	
Burns	2-6	2-3	0-0	6	6	2	17	
Fall	0-1	0-0	2-2	2	2	1	13	
TEAM	1							
Totals	21-51	6-20	18-23	30	66	14	200	

	Half (39)	Final
FG%	.520 (13-25)	.412
3FG%	.375 (3-8)	.300
FT%	.769 (10-13)	.783

Fouls: DU 21 (King, 4), NV 25 (Three, 4). Turnovers: DU 12 (Three, 2), NV 15 (Two, 3). Blocks: DU 1 (VanDeest). Steals: DU 5 (Two, 2), NV 4 (Four, 1).

GAME 7

SAINT MARY'S	88
DRAKE	73

Dec. 5, 2012 • Des Moines, Iowa
Knapp Center • 3,410

Perennial NCAA participant Saint Mary's had five players score in double-figures to defeat the Drake University men's basketball team, 88-73, at the Knapp Center in a game that was part of the DirecTV Classic.

The Bulldogs never were able to find an offensive rhythm and were limited to 41.2 percent shooting from the field. The team's three-point offense came into the contest averaging 10 three-pointers per game and was limited to six three-pointers, many of them coming with the game out of reach.

Jeremy Jeffers tallied a career-high 16 points to lead the Bulldogs in the loss. Seth VanDeest recorded 15 points before fouling out with just under five minutes to play and Ben Simons added 11 points.

Australian Olympian Matthew Dellavedova was a matchup problem all night for the Bulldogs, finishing with a game-high 31 points to pace the Gaels. Brad Waldow was a force inside, nearly recording a double-double against a defense that was hindered by the absence of Jordan Clarke.

SAINT MARY'S								88
Player	FG	3FG	FT	R	TP	A	MIN	
Waldow - F	5-6	0-0	2-2	8	12	0	24	
Young - F	0-2	0-1	1-2	2	1	3	10	
Page - G	3-10	2-7	2-2	3	10	2	29	
Dellavedova - G	10-14	4-5	7-8	5	31	7	38	
Walker III - G	5-9	4-7	0-0	9	14	4	37	
Rowley	0-0	0-0	0-0	0	0	0	2	
Giusti	0-2	0-2	1-2	1	1	0	13	
Levesque	5-8	0-2	4-4	5	14	5	31	
Petrulis	1-2	1-2	0-0	0	3	0	3	
Hodgson	1-1	0-0	0-0	3	2	0	13	
TEAM	2							
Totals	30-54	11-26	17-20	38	88	21	200	

	Half (47)	Final
FG%	.567 (17-30)	.556
3FG%	.429 (6-14)	.423
FT%	.778 (7-9)	.850

DRAKE

DRAKE								73
Player	FG	3FG	FT	R	TP	A	MIN	
Clarke - F	0-4	0-0	2-4	5	2	0	9	
Simons - F	4-8	1-4	2-2	4	11	1	36	
VanDeest - C	6-9	0-0	3-3	2	15	0	22	
Carter - G	1-3	0-0	6-8	1	8	4	22	
Hines - G	1-6	1-4	1-2	0	4	0	23	
Babineaux	0-2	0-0	0-0	3	0	1	4	
Ricks	3-5	2-3	1-1	1	9	0	20	
Jeffers	4-7	1-3	7-8	1	16	2	23	
Mason	1-3	1-2	3-4	0	6	3	18	
King	1-4	0-1	0-0	1	2	1	20	
Ugbede	0-0	0-0	0-0	0	0	0	3	
TEAM	2							
Totals	21-51	6-17	25-32	20	73	12	200	

	Half (33)	Final
FG%	.310 (9-29)	.412
3FG%	.167 (1-6)	.353
FT%	.778 (14-18)	.781

Fouls: DU 19 (VanDeest, 5), SMC 24 (Two, 4). Turnovers: DU 14 (Carter, 4), SMC 21 (Dellavedova, 9). Blocks: DU 2 (Two, 1), SMC 4 (Waldow, 3). Steals: DU 10 (Simons, 4), SMC 9 (Walker, 5).

GAME 8

IPFW	64
DRAKE	74

Dec. 8, 2012 • Des Moines, Iowa
Knapp Center • 2,867

Senior Chris Hines scored 19 points to lead the Drake University men's basketball to a 74-64 win against IPFW at the Knapp Center.

Hines', a fifth-year senior transfer from Utah, found a more active role on the offensive end and scored his highest point total since transferring to Drake and two shy of his career high. The senior shot 50 percent from the three-point line (3-of-6) and led the team with six free throws on eight attempts.

Junior Ben Simons continued to leave his mark in the Drake record books. With 15 points on the night, Simons moved to 20th on the all-time list.

IPFW pressured Drake throughout most of the second half, causing them 11 second-half turnovers. However, junior Richard Carter found holes in the lane and dished out a career-high eight assists. He also badgered the Mastodons' guards and grabbed five steals, also a career best.

said.

IPFW								64
Player	FG	3FG	FT	R	TP	A	MIN	
Jacobo - F	3-7	2-4	0-0	7	8	1	18	
Hines - F	3-12	0-0	0-2	6	6	0	23	
Gaines - G	8-17	1-4	10-12	6	27	0	37	
McCray - G	2-5	1-2	1-4	3	6	1	23	
Harden - G	1-4	0-1	0-0	2	2	2	26	
Bland	0-3	0-1	0-2	2	0	1	14	
Kibloski	2-5	1-4	5-5	7	10	1	19	
Reed	1-3	0-1	0-1	3	2	0	20	
Edwards	1-3	0-0	1-4	2	3	0	20	
TEAM	2							
Totals	21-59	5-17	17-30	40	64	6	200	

	Half (29)	Final
FG%	.357 (10-28)	.356
3FG%	.167 (1-6)	.294
FT%	.667 (8-12)	.567

DRAKE

DRAKE								74
Player	FG	3FG	FT	R	TP	A	MIN	
Clarke - F	2-4	0-0	5-10	11	9	0	33	
Simons - F	6-14	3-9	0-0	1	15	1	34	
VanDeest - C	1-6	0-0	5-6	8	7	2	25	
Carter - G	3-6	0-1	0-0	3	6	8	29	
Hines - G	5-8	3-6	6-8	3	19	2	29	
Ricks	1-2	1-1	0-0	0	3	1	11	
Jeffers	2-4	0-2	0-0	0	4	0	12	
Mason	3-6	1-3	1-3	2	8	1	17	
King	1-2	1-1	0-0	3	3	0	9	
Ugbede	0-0	0-0	0-0	0	0	0	1	
TEAM	5							
Totals	24-52	9-23	17-27	36	74	15	200	

	Half (39)	Final
FG		



GAME 9

DRAKE 77
IOWA STATE 86

Dec. 15, 2012 • Des Moines, Iowa
Wells Fargo Arena • 13,180

Despite a season-high 18 points from Seth VanDeest, rebounding and foul trouble allowed Iowa State to pull away from the Drake University men's basketball team for an 86-77 win in the Big Four Classic at Wells Fargo Arena.

Each of Drake's top regular contributors in redshirt senior Jordan Clarke, senior Ben Simons and VanDeest found themselves in foul trouble early and saw limited minutes in the first half, playing just 10 combined minutes. Despite just playing five minutes in the first half, VanDeest and Simons exploded in the second half as Simons finished with 13 points to complement VanDeest's 18. Senior Chris Hines also recorded 13 points for Drake.

The foul issues hurt the Bulldogs most on the glass, as they were out-rebounded, 45-30. Clarke finished with a team high seven rebounds, despite only playing 25 minutes before fouling out.

Those fouls allowed Iowa State to take advantage of its chances from the charity stripe, as the Cyclones converted 30-of-41 from the free throw line.

DRAKE						77	
Player	FG	3FG	FT	R	TP	A	MIN
Clarke - F	3-5	0-1	0-2	7	6	0	25
Carter - G	2-10	0-1	5-5	2	9	4	25
Hines - G	4-10	2-5	3-4	4	13	2	32
Simons - F	4-8	1-5	4-4	5	13	4	24
VanDeest - C	8-10	0-0	2-2	4	18	0	24
Ricks	0-5	0-3	0-0	1	0	0	18
Jeffers	0-2	0-0	0-0	1	0	1	11
Mason	2-5	1-2	2-2	1	7	4	19
King	2-3	2-3	0-0	0	6	0	15
Ugbede	2-4	0-0	1-2	3	5	0	7
Team						2	
Totals	27-62	6-20	17-21	30	77	15	200

	Half (33)	Final
FG%	.333 (12-36)	.435
3FG%	.200 (2-10)	.300
FT%	.778 (7-9)	.810

IOWA STATE						86	
Player	FG	3FG	FT	R	TP	A	MIN
Babb - G	3-11	1-5	6-9	5	13	1	38
Ejim - F	5-10	0-1	11-14	11	21	4	31
Lucious - G	3-11	1-5	0-0	2	7	4	33
Clyburn - F	4-7	0-3	9-9	10	17	3	34
Gibson - G	4-5	0-0	0-0	2	8	0	13
Long	0-1	0-0	0-0	0	0	0	1
Booker	2-4	0-1	0-0	5	4	0	19
McGee	1-5	1-3	0-2	5	3	3	16
Niang	4-5	1-1	4-7	4	13	0	15
TEAM						1	
Totals	26-59	4-19	30-41	45	86	15	200

	Half (37)	Final
FG%	.506 (13-32)	.441
3FG%	.182 (2-11)	.211
FT%	.643 (9-14)	.732

Fouls: DU 31 (Four, 5), ISU 21 (Two, 4). Turnovers: DU 14 (Carter, 4), ISU 17 (Clyburn, 4). Blocks: DU 0, ISU 5 (Five, 1). Steals: DU 7 (Hines, 3), ISU 10 (Ejim, 4).

GAME 10

NORTH CAROLINA CENTRAL 69
DRAKE 72

Dec. 19, 2012 • Des Moines, Iowa
Knapp Center • 2,388

Seth VanDeest led Drake for the second straight game with 19 points to help the Drake men's basketball team edge North Carolina Central, 72-69.

During the final eight minutes, neither team led by more than four points as the Bulldogs and Eagles went basket-for-basket before Ben Simons hit a three pointer with 2:47 left in the game to put Drake up, 66-65.

NCCU answered with a free throw to briefly tie the game before the Bulldogs went to VanDeest for back-to-back layups in the paint to take a four-point, 70-66, lead with 47 seconds left.

The Eagles didn't succumb to the 4-0 Drake run as Stanton Kidd drained a three-pointer on NCCU's next possession. Defending the in-bound pass, NCCU forced a jump ball to retain possession, but missed its attempt to take the lead with 16 seconds left with the rebound falling into Joey King's hands for his career-high 10th board of the evening. Out of a Drake timeout, Richard Carter was fouled and calmly drained both shots to give Drake its final three-point, 72-69, lead.

NORTH CAROLINA CENTRAL						69	
Player	FG	3FG	FT	R	TP	A	MIN
Kidd - F	11-14	1-1	0-1	6	23	2	36
Williams - F	0-1	0-0	0-2	1	0	0	7
Ingram - G	8-17	5-10	2-3	3	23	0	40
Chapman - G	1-3	0-1	0-0	4	2	6	30
Willis - G	0-3	0-1	2-2	3	2	1	21
Ferguson	2-3	0-0	2-2	1	6	3	10
Sims	0-0	0-0	0-0	0	0	0	0+
Galava	0-2	0-1	0-0	0	0	0	7
Jawara	4-8	0-2	0-0	10	8	3	31
Houston	1-5	0-2	3-4	0	5	2	18
TEAM						3	
Totals	27-56	6-18	9-14	31	69	17	200

	Half (37)	Final
FG%	.583 (14-24)	.482
3FG%	.556 (5-9)	.333
FT%	1.000 (4-4)	.643

DRAKE						72	
Player	FG	3FG	FT	R	TP	A	MIN
Clarke - F	1-2	0-0	2-4	3	4	2	16
Simons - F	5-13	4-11	2-2	0	16	1	36
VanDeest - C	6-9	0-0	7-8	5	19	1	30
Hines - G	1-4	0-2	0-0	2	2	0	25
Mason - G	1-1	1-1	0-0	1	3	2	17
Babineaux	0-0	0-0	0-1	0	0	0	1
Ricks	2-2	2-2	0-0	0	6	2	15
Carter	3-5	2-2	5-7	1	13	5	23
Jeffers	0-0	0-0	0-0	1	0	0	4
King	1-6	1-3	2-2	10	5	3	27
Ugbede	2-2	0-0	0-0	3	4	1	6
Team						1	
Totals	22-44	10-21	18-24	27	72	17	200

	Half (41)	Final
FG%	.520 (13-25)	.500
3FG%	.500 (6-12)	.476
FT%	.692 (9-13)	.750

Fouls: DU 12 (VanDeest, 4), NCCU 20 (Two, 4). Turnovers: DU 12 (Two, 3), NCCU 12 (Ingram, 4). Blocks: DU 0, NCCU 2 (Two, 1). Steals: DU 6 (Simons, 2), NCCU 8 (Chapman, 4)

GAME 11

EASTERN ILLINOIS 56
DRAKE 74

Dec. 22, 2012 • Des Moines, Iowa
Knapp Center • 2,669

Hot shooting and a career-high 19 points by freshman Micah Mason helped the Drake men's basketball team defeat Eastern Illinois, 74-56.

Drake shot 56.1 percent (23-of-41) from the field while connecting on 13-of-22 from behind the three-point arc (59.1 percent) and 15-of-18 (83.3 percent) from the free throw line. Mason knocked down a career-high five three-pointers to go along with a career-high six assists in his second start. Eastern Illinois was led by Sherman Blanford with 18 points and seven rebounds.

Drake led for the majority of the first half and took a 33-26 lead into halftime courtesy of a 9-0 run to close the half as the Panthers' methodical offense dictated the tempo of the game.

However, the Bulldogs asserted control of that tempo in the second half as Mason made a three-pointer 25 seconds into the half and later added a layup as Drake built its lead to 38-26. The Panthers ended their scoreless streak after Alex Austin made a free throw at the 17:13 mark to account for five scoreless minutes for EIU.

EASTERN ILLINOIS						56	
Player	FG	3FG	FT	R	TP	A	MIN
Blanford - F	8-10	0-0	2-3	7	18	0	21
Piper - F	3-5	2-3	0-0	1	8	1	31
Akers - G	2-3	2-3	0-0	0	6	2	26
Jones - G	2-5	1-3	0-0	2	5	3	33
Austin - G	0-7	0-4	4-6	1	4	2	23
Lubsey	0-0	0-0	0-0	1	0	1	8
Herron	0-0	0-0	2-2	0	2	0	9
Anderson	0-0	0-0	0-0	2	0	0	7
Woods	3-9	0-2	4-8	5	10	3	23
Harvey	1-3	1-2	0-0	0	3	0	19
TEAM						6	
Totals	19-42	6-17	12-19	25	56	12	200

	Half (22)	Final
FG%	.409 (9-22)	.452
3FG%	.273 (3-11)	.353
FT%	.714 (5-7)	.632

DRAKE						74	
Player	FG	3FG	FT	R	TP	A	MIN
King - F	0-4	0-3	2-2	3	2	2	24
Simons - F	4-9	3-4	3-4	4	14	3	35
VanDeest - C	4-5	0-0	2-2	3	10	2	28
Hines - G	3-5	3-4	2-2	0	11	1	21
Mason - G	7-8	5-6	0-0	2	19	6	27
Babineaux	0-1	0-0	2-4	0	2	1	7
Ricks	2-4	2-3	0-2	2	6	0	16
Carter	1-1	0-0	2-2	0	4	2	11
Jeffers	1-3	0-2	0-0	1	2	0	16
McLaughlin	0-0	0-0	0-0	0	0	0	2
Bowie	0-0	0-0	0-0	0	0	0	2
Ugbede	1-1	0-0	2-2	2	4	0	11
Team						2	
Totals	23-41	13-22	15-18	19	74	17	200

	Half (33)	Final
FG%	.579 (11-19)	.561
3FG%	.625 (5-8)	.591
FT%	1.000 (6-6)	.833

Fouls: DU 20 (Two, 4), EIU 21 (Blanford, 4). Turnovers: DU 14 (Babineaux, 3), EIU 19 (Austin, 6). Blocks: DU 5 (VanDeest, 3), EIU 2 (Two, 1). Steals: DU 7 (Two, 2), EIU 7 (Ausin, 3)

GAME 12

DRAKE 57
BRADLEY 67

Dec. 29, 2012 • Peoria, Ill.
Carver Arena • 7,534

Cold shooting and turnovers combined to hamper the Drake University men's basketball team in its Missouri Valley Conference opener as the team fell at Bradley, 67-57.

Drake was second in the nation in three-point shooting coming into the game but managed just 18.5 percent (5-of-27) against a stingy Bradley defense that forced 18 Drake turnovers and scored 23 points as a result of Bulldog miscues.

Ben Simons led Drake with a double-double thanks to 13 points and a career-high 10 rebounds while Seth VanDeest and Chris Hines added 10 and 11 points, respectively.

Simons' 10 boards helped contribute to the team's season-high 46 rebounds with the Bulldogs holding a 12-rebound advantage over Bradley.

However, Drake shot an uncharacteristically low 33.9 percent (20-of-59) from the field.

The Braves were paced by Dyrucus Simms-Edwards' 20 points and eight steals while Walt Lemmon, Jr. added 23 points.

DRAKE						57	
Player	FG	3FG	FT	R	TP	A	MIN
Clarke - F	1-4	0-2	1-2	8	3	0	31
Simons - F	4-18	1-8	4-4	10	13	1	37
VanDeest - C	3-4	0-0	4-7	7	10	1	17
Hines - G	3-8	3-6	2-2	3	11	0	30
Mason - G	0-3	0-1	0-0	1	0	3	12
Ricks	3-5	1-3	0-0	2	7	1	13
Carter	1-7	0-3	0-0	2	2	5	28
Jeffers	0-0	0-0	0-0	0	0	0	1
King	2-6	0-4	0-0	4	4	1	14
Ugbede	3-4	0-0	1-2	5	7	0	17
Team						4	
Totals	20-59	5-27	12-17	46	57	12	200

	Half (29)	Final
FG%	.345 (10-29)	.339
3FG%	.111 (1-9)	.185
FT%	.667 (6-9)	.706

BRADLEY						67	
Player	FG	3FG	FT	R	TP	A	MIN
Pickett - F	3-9	0-0	4-4	8	10	1	26
Egoff - C	1-6	1-2	2-5	5	5	1	25
Eastman - G	0-2	0-2	0-0	6	0	2	30
Lemon - G	8-15	2-3	5-8	6	23	4	36
S-Edwards - G8-14	2-5	2-3	2	20	2	37	
Bell	2-3	1-1	1-2	2	6	0	14
Crawford	0-0	0-0	0-0	0	0	0	2
Shavok	0-0	0-0	0-0	1	0	0	6
Prosser	1-6	0-0	1-3	2	3	1	24
TEAM						2	
Totals	23-55	6-13	15-25	34	67	11	200

	Half (29)	Final
FG%	.	

GAME 13

WICHITA STATE 75
 DRAKE 63

Jan. 2, 2013 • Des Moines, Iowa
 Knapp Center • 2,792

Freshmen Micah Mason and Joey King combined to score 29 points, but the Drake men's basketball team couldn't overcome a hot-shooting Wichita State squad as the Shockers downed the Bulldogs, 75-63, at the Knapp Center.

Mason was 4-of-7 from the three-point arc for 14 points, 11 of them coming in the second half. King scored a late flurry of points on a 7-of-10 performance from the floor for 15 points.

Wichita State was 12-of-25 from the three-point arc and scored 29 points off Drake's 19 turnovers. The Shockers were paced by Nick Wiggins' 18 points and four three-pointers.

Drake trailed by as many as 17 with eight minutes left in the game but clawed back within eight points in the final minute thanks to back-to-back baskets by King as part of an 8-0 run.

Forced to foul in the final minute, the Shockers were able to drain enough free throws to pull away for the 12-point win.

That 17-point WSU cushion developed thanks to WSU hitting four threes in the first 10 minutes of the second half.

WICHITA STATE 75										
Player	FG	3FG	FT	R	TP	A	MIN			
Early - F	4-6	3-3	0-0	2	11	1	13			
Orukpe - C	5-6	0-0	0-0	6	10	0	29			
Armstead - G	5-13	4-6	0-1	5	14	4	33			
Williams - G	3-11	0-4	3-6	1	9	6	31			
Cotton - G	4-6	0-1	2-2	7	10	1	35			
Lufelle	0-2	0-0	0-0	1	0	0	11			
Wiggins	6-8	4-5	2-2	2	18	1	17			
VanVleet	1-2	1-2	0-0	0	3	1	14			
White	0-6	0-4	0-0	5	0	0	17			
Team								5		
Totals	28-60	12-25	7-11	34	75	14	200			

	Half (34)	Final
FG%	.419 (13-31)	.467
3FG%	.400 (6-15)	.480
FT%	.667 (2-3)	.636

DRAKE 63

Player	FG	3FG	FT	R	TP	A	MIN			
Clarke - F	0-1	0-0	0-0	5	0	0	21			
Simons - F	3-6	2-5	0-0	1	8	1	31			
VanDeest - C	2-4	0-0	4-4	4	8	0	24			
Hines - G	4-11	1-7	0-0	2	9	1	27			
Mason - G	5-9	4-7	0-0	4	14	2	31			
Ricks	0-3	0-3	0-0	1	0	1	15			
Carter	1-5	0-1	1-2	2	3	2	16			
King	7-10	0-2	1-3	6	15	0	23			
Ugbede	1-3	0-0	4-5	4	6	0	12			
Team								4		
Totals	23-52	7-25	10-14	33	63	7	200			

	Half (32)	Final
FG%	.500 (12-24)	.442
3FG%	.385 (5-13)	.280
FT%	1.000 (3-3)	.714

Fouls: DU 14 (Three, 3), WSU 15 (Two, 4) Turnovers: DU 19 (Three, 3), WSU 12 (VanVleet, 4). Blocks: DU 2 (Two, 1), WSU 3 (Orukpe, 2) Steals: DU 5 (Two, 2), WSU 13 (Cotton, 4)

GAME 14

MISSOURI STATE 77
 DRAKE 65

Jan. 5, 2013 • Des Moines, Iowa
 Knapp Center • 3,804

Freshman Joey King matched a career high with 21 points, but it wasn't enough for the Drake University men's basketball team to push past Missouri State as the Bears held on for a 77-65 win at the Knapp Center.

King matched his career-best set earlier this season against Xavier in the Direct TV Classic. He also led the team in rebounds with seven. Senior Ben Simons poured in 17 points, 14 in the second half.

The Bears shot 44 percent from three point range on the night, hitting eight of their 18 attempts. They began the game making five of their first nine from distance.

The Bulldogs opened the second half on a 10-2 run, thanks for four points each by King and senior Chris Hines and a Simons three-pointer. The Bears' led fluctuated throughout the remainder of the half with the Bulldogs coming within two at 55-53 with 7:10 to play.

A Gavin Thurman three-pointer with 2:05 to play extended the Missouri State lead to 64-57 and Anthony Downing hit six consecutive free throws to seal it.

MISSOURI STATE 77										
Player	FG	3FG	FT	R	TP	A	MIN			
Wilson - F	4-6	0-0	0-0	3	8	0	17			
Kirk - F	2-4	0-0	0-0	4	4	1	20			
Downing - G	7-10	4-5	6-6	3	24	2	29			
Marshall - G	3-8	2-3	3-5	5	11	4	32			
Williams - G	0-1	0-1	0-2	1	0	0	11			
Pickens	5-7	0-0	0-2	6	10	1	26			
Aromona	0-1	0-1	0-0	0	0	0	7			
Thurman	4-7	2-3	3-4	3	13	2	25			
Scheer	0-3	0-3	7-9	8	7	1	30			
Marshall	0-2	0-2	0-0	0	0	0	3			
TEAM								1		
Totals	25-49	8-18	19-28	33	77	11	200			

	Half (36)	Final
FG%	.462 (12-26)	.510
3FG%	.500 (5-10)	.444
FT%	.500 (7-14)	.679

DRAKE 65

Player	FG	3FG	FT	R	TP	A	MIN			
Clarke - F	1-3	0-0	0-0	5	2	1	21			
Simons - F	6-12	3-7	2-2	5	17	1	38			
VanDeest - C	2-3	0-0	4-4	2	8	0	16			
Carter - G	1-7	0-2	3-4	2	5	3	24			
Hines - G	4-8	0-3	2-2	3	10	1	35			
Babineaux	1-4	0-1	0-2	1	2	0	16			
Ricks	0-0	0-0	0-0	0	0	0	5			
Jeffers	0-2	0-1	0-0	2	0	0	6			
King	8-15	3-7	2-2	7	21	3	29			
Ugbede	0-1	0-0	0-0	1	0	0	10			
Team								1		
Totals	23-55	6-21	13-16	29	65	9	200			

	Half (26)	Final
FG%	.269 (7-26)	.418
3FG%	.357 (5-14)	.286
FT%	.875 (7-8)	.813

Fouls: DU 24 (Hines, 5), MSU 16 (Four, 3) Turnovers: DU 10 (Three, 2), MSU 7 (Marshall, 2). Blocks: DU 2 (Two, 1), MSU 1 (Pickens, 1) Steals: DU 1 (Simons, 1), MSU 3 (Downing, 2)

GAME 15

DRAKE 61
 NO. 13 CREIGHTON 91

Jan. 8, 2013 • Omaha, Neb.
 CenturyLink Center • 18,073

A red-hot shooting performance helped No. 13 Creighton cruise past the Drake University men's basketball team by a 91-61 margin.

The Bulldogs were led by Joey King with 17 points off of the bench. All five of the freshman's made shots were from three-point distance for his third highest point total of the season. Creighton had four players in double figures with Ethan Wragge leading all scorers with 22 points.

The MVC-leading Bluejays shot 64 percent from the field on the night, including 16 three-pointers. The Bulldogs were unable to get many open shots and converted on 35 percent from the field (21-of-59) and 32 percent from three (9-of-28). The squad struggled early, scoring nine points in the first 10 minutes of the contest.

The Bluejays came out gunning with three-pointers by Grant Gibbs, Doug McDermott and Jahenns Manigat to give Creighton an 11-2 lead. Before the Bulldogs were able to gather their bearings, the hosts had jumped out to a 21-point lead, 30-9, 10 minutes into the game.

DRAKE 61										
Player	FG	3FG	FT	R	TP	A	MIN			
Clarke - F	3-6	0-0	5-7	4	11	0	22			
Simons - F	2-8	0-2	0-0	4	4	1	30			
VanDeest - C	2-4	0-0	0-0	6	4	3	14			
Hines - G	0-5	0-4	0-0	1	0	0	19			
Mason - G	4-6	3-4	0-0	0	11	4	26			
Babineaux	0-0	0-0	1-2	1	1	0	6			
Ricks	0-7	0-6	0-0	0	0	3	11			
Carter	3-8	0-1	0-0	2	6	2	16			
Jeffers	2-5	1-2	0-0	1	5	1	17			
King	5-10	5-9	2-2	2	17	1	32			
Ugbede	0-0	0-0	2-3	1	2	0	7			
TEAM								1		
Totals	21-59	9-28	10-14	22	61	15	200			

	Half (25)	Final
FG%	.281 (9-32)	.356
3FG%	.308 (4-13)	.321
FT%	.750 (3-4)	.714

CREIGHTON 91

Player	FG	3FG	FT	R	TP	A	MIN			
McDermott - F	6-8	2-3	2-2	7	16	3	26			
Echenique - C	1-4	0-0	0-2	4	2	1	19			
Chatman - G	2-3	1-1	0-0	2	5	9	28			
Gibbs - G	4-4	2-2	0-5	10	4	17				
Manigat - G	4-6	3-4	2-2	3	13	5	25			
Stormberg	1-1	0-0	0-0	0	2	2	7			
Yates	0-2	0-1	0-0	2	0	0	6			
Dingman	1-5	1-4	0-0	4	3	1	22			
Groselle	1-1	0-0	0-0	1	2	0	5			
Johnson	3-5	1-3	2-2	0	9	0	12			
Kelling	1-1	0-0	0-1	1	2	0	2			
Artino	2-2	0-0	1-3	3	5	1	10			
Wragge	8-11	6-9	0-0	5	22	1	17			
Olsen	0-0	0-0	0-0	0	0	0	2			
Oginni	0-0	0-0	0-0	1	0	1	8			
Team								2		
Totals	34-53	16-27	7-12	40	91	28	200			

	Half (49)	Final
FG%	.679 (19-28)	.642
3FG%	.692 (9-13)	.593
FT%	.500 (2-4)	.583

Fouls: DU 13 (King, 3), CU 15 (Three, 3) Turnovers: DU 7 (Mason, 3), CU 14 (Two, 3). Blocks: DU 0, CU 2 (Two, 1) Steals: DU 7 (VanDeest, 2), CU 3 (Three, 1).

GAME 16

DRAKE 82
 ILLINOIS STATE 77

Jan. 12, 2013 • Normal, Ill.
 Redbird Arena • 5,706

A career-high 23 points from Chris Hines and a tough second-half defensive effort helped propel the Drake University men's basketball team over Illinois State, 82-77, at Redbird Arena.

Facing a 9-point first-half deficit after allowing the Redbirds to shoot 54.8 percent from the field, the defense stole the show in the second half by keeping Illinois State without a field goal for the first 6:13 of the half to take the lead. The Redbirds mustered just 32.4 percent shooting in the stanza.

Jordan Clarke scored Drake's first six points of the half and finished the game with a 16-point, 11-rebound effort that included 7-of-7 shooting.

Fellow senior Ben Simons capped the run that gave the Bulldogs the lead at 46-44 with five straight points. Simons matched Hines with 23 points, five rebounds and three assists.

With 6:31 left, Drake still led by 14 points, 72-58, before the Redbirds started to chip away at the margin. A 15-5 run by ISU closed the gap to two possessions, 77-73, with 47 seconds left.

DRAKE 82										
Player	FG	3FG	FT	R	TP	A	MIN			
Clarke - F	7-7	0-0	2-4	11	16	0	31			
Simons - F	7-13	4-9	5-7	5	23	3	39			
VanDeest - C	1-4	0-0	1-2	0	3	0	14			
Hines - G	9-17	4-8	1-3	4	23	3	36			
Mason - G	1-4	1-3	3-3	1	6	3	30			
Carter	0-4	0-1	0-0	1	0	2	12			
Jeffers	0-1	0-1	0-0	0	0	0	6			
King	3-9	1-2	4-4	11	11	4	31			
Ugbede	0-0	0-0	0-0	0	0	0	1			
Team								5		
Totals	28-59	10-24	16-23	38	82	15	200			

	Half (32)	Final
FG%	.448 (13-29)	.475
3FG%	.364 (4-11)	.417
FT%	.333 (2-6)	.696

ILLINOIS STATE 77

Player	FG	3FG	FT	R	TP	A	MIN			
Ekey										



GAME 17

EVANSVILLE	69
DRAKE	83

Jan. 16, 2013 • Des Moines, Iowa
Knapp Center • 3,694

Chris Hines' 21 points and three others in double figures led the Drake University men's basketball team to an 83-69 win at the Knapp Center.

Leading by just one point at halftime, 39-38, the Bulldogs came out on fire in the second half, hitting 15-of-23 shots from the floor (65.2 percent), including 7-of-9 from behind the arc (77.8 percent).

Drake was strong on the defensive end as well as the team held Evansville to just 7-of-24 from the field (24.1 percent) and 1-of-13 from behind the three-point line in the second half.

After Colt Ryan knocked down two free throws to give Evansville a 57-56 lead with 11:52 left in the game. Drake answered with a 15-4 run, the last on a jumper by Joey King (Eagan, Minn.), to give the Bulldogs a 71-59 lead that forced Evansville to take a timeout with 4:53 left in the game to try and stop the bleeding.

However, Evansville had no answer for Drake out of the timeout as the Bulldogs would go up by as many as 16 points on the way to their first MVC win.

EVANSVILLE											69
Player	FG	3FG	FT	R	TP	A	MIN				
Jones - F	3-6	0-1	3-5	3	9	0	34				
Ryan - F	4-16	1-5	16-16	8	25	3	36				
Mockevicius - C	2-4	0-0	2-2	1	6	0	11				
Taylor - G	0-4	0-0	0-0	7	0	3	26				
Cox - G	4-10	2-6	2-2	4	12	4	32				
Sawvell	0-1	0-0	0-0	0	0	1	11				
Moore	2-2	0-0	0-0	4	3	4	19				
Wing	0-1	0-0	0-0	1	0	0	2				
Jahr	0-2	0-1	0-0	0	2	0	6				
Balentine	4-12	2-6	3-3	2	13	2	23				
TEAM				3							
Totals	19-58	5-19	26-28	33	69	13	200				

	Half (38)	Final
FG%	.414 (12-29)	.328
3FG%	.667 (4-6)	.263
FT%	1.000 (10-10)	.929

DRAKE 83

Player	FG	3FG	FT	R	TP	A	MIN
Clarke - F	2-5	0-0	0-2	9	4	1	25
Simons - F	8-12	2-3	0-0	2	18	1	30
VanDeest - C	3-7	0-0	5-8	7	11	3	23
Hines - G	6-9	5-6	4-4	4	21	2	34
Mason - G	2-4	1-2	0-0	0	5	2	15
Ricks	1-3	0-2	0-0	3	2	0	10
Carter	3-8	2-3	5-6	1	13	6	25
Jeffers	1-5	0-2	0-0	3	2	1	16
King	3-4	1-2	0-0	1	7	0	16
Ugbede	0-0	0-0	0-0	0	0	0	6
Team				6			
Totals	29-57	11-20	14-20	36	83	16	200

	Half (39)	Final
FG%	.412 (14-34)	.509
3FG%	.364 (4-11)	.550
FT%	.700 (7-10)	.700

Fouls: DU 20 (Carter, 4), UE 16 (Mockevicius, 4). Turnovers: DU 16 (Carter, 3), UE 16 (Two, 3). Blocks: DU 4 (Clarke, 3), UE 4 (Moore, 3). Steals: DU 8 (Clarke, 3), UE 6 (Jones, 2).

GAME 18

DRAKE	55
NORTHERN IOWA	85

Jan. 20, 2013 • Cedar Falls, Iowa
McLeod Center • 4,215

An early first-half deficit coupled with a 16-0 UNI run in the second half proved to be too much for the Drake University men's basketball team to overcome as the Panthers defeated the Bulldogs, 85-55.

Richard Carter scored 16 points on 6-of-12 shooting, but the previously hot-shooting Bulldogs converted on just 35.5 percent of their attempts in the loss.

Deon Mitchell led UNI with 20 points to pace four Panthers in double-figures including Jake Koch with 16 points on near-perfect 7-of-8 shooting. As a team, UNI converted on 60 percent of their shots and were shooting above 70 percent from the field for the majority of the second half.

Halfway through the first half, Drake held a two-point lead before a 13-0 run vaulted UNI into a 11-point, 28-17, lead with over a 3:13 span.

Coming out of intermission, the Bulldogs couldn't reverse the momentum as UNI used a 16-0 run four minutes into the second half to extend its lead to 28 at 59-31.

DRAKE											55
Player	FG	3FG	FT	R	TP	A	MIN				
Clarke - F	5-7	0-0	0-0	8	10	1	26				
Hines - G	1-4	1-3	0-0	0	3	1	18				
Mason - G	0-5	0-5	0-0	0	0	0	14				
Simons - G	2-9	2-5	0-0	2	6	4	33				
VanDeest - C	1-2	0-0	4-4	3	6	1	21				
Babineaux	1-3	0-0	0-0	0	2	1	4				
Ricks	0-4	0-2	0-0	1	0	0	12				
Carter	6-12	2-4	2-4	2	16	2	28				
Jeffers	3-5	1-2	1-1	1	8	0	16				
King	0-5	0-2	0-0	4	0	0	23				
Ugbede	2-3	0-0	0-0	1	4	0	5				
Team				4							
Totals	21-59	6-23	7-9	26	55	10	200				

	Half (22)	Final
FG%	.300 (9-30)	.356
3FG%	.286 (4-14)	.261
FT%	.000 (0-1)	.778

NORTHERN IOWA 85

Player	FG	3FG	FT	R	TP	A	MIN
Mitchell - G	6-9	3-4	5-6	2	20	3	29
Tuttle - F	4-5	0-0	2-2	3	10	3	22
Koch - F	7-8	0-1	2-3	7	16	3	25
Sonnen - G	2-4	2-4	2-2	5	8	2	30
James - F	4-8	0-2	2-2	5	10	1	26
Rank	1-2	1-2	0-0	3	3	0	14
Bohannon	0-2	0-2	0-0	2	0	1	19
Singleton	2-3	0-1	0-0	0	4	0	4
Buss	2-6	0-1	5-5	4	9	0	17
Martino	2-2	1-1	0-0	2	5	0	10
Pehl	0-1	0-0	0-0	1	0	0	4
TEAM							
Totals	30-50	7-18	18-20	34	85	13	200

	Half (37)	Final
FG%	.520 (13-25)	.600
3FG%	.400 (4-10)	.389
FT%	1.000 (7-7)	.900

Fouls: DU 19 (Two, 3), UNI 13 (Bohannon, 4). Turnovers: DU 16 (Three, 3), UNI 14 (Four, 3). Blocks: DU 1 (Simons, 1), UNI 6 (Three, 2). Steals: DU 7 (Clarke, 3), UNI 9 (Sonnen, 3).

GAME 19

NO. 17/12 CREIGHTON	69
DRAKE	74

Jan. 23, 2013 • Des Moines, Iowa
Knapp Center • 6,612

The Drake University men's basketball team outlasted a furious second half rally by No. 17/12 Creighton to stun the Bluejays, 74-69, in a thrilling finish before a crowd of 6,162 fans at the Knapp Center.

Four Bulldogs scored in double figures, led by Richard Carter, who had 20 points coming off the bench. Ben Simons and Jeremy Jeffers scored 13 points each and Daddy Ugbede had a career performance with 12 points.

Despite shooting over 50 percent in the first half, the Bulldogs struggled from the field in the second half and finished the game shooting 24-for-54 from the field, for a 44.4 percent clip. Drake also connected on eight shots from three-point range. Creighton finished the game with a 45.0 percent performance from the field. However, Drake's defense held the nation's top three-point shooting team to a frigid 23.8 percent mark from three-point range on five makes.

Creighton was led by the efforts of All-American Doug McDermott who scored 19 points, but only had two in the second half.

CREIGHTON											69
Player	FG	3FG	FT	R	TP	A	MIN				
McDermott - F	8-18	0-6	3-3	6	19	1	34				
Echenique - C	4-7	0-0	0-0	6	8	0	19				
Chatman - G	3-5	1-2	3-5	4	10	1	38				
Gibbs - G	7-14	2-2	2-3	5	18	8	33				
Manigat - G	0-4	0-3	0-0	3	0	2	37				
Stormberg	0-0	0-0	0-0	0	0	0	1				
Dingman	0-2	0-1	0-0	1	0	0	8				
Johnson	0-0	0-0	0-0	0	0	0	3				
Artino	3-3	0-0	2-2	3	8	1	10				
Wrage	2-7	2-7	0-0	2	6	0	17				
Team				1							
Totals	27-60	5-21	10-13	31	69	13	200				

	Half (28)	Final
FG%	.393 (11-28)	.450
3FG%	.000 (0-7)	.238
FT%	.750 (6-8)	.769

DRAKE 74

Player	FG	3FG	FT	R	TP	A	MIN
Clarke - F	2-4	0-0	2-5	7	6	0	24
Simons - F	4-10	1-5	4-4	3	13	1	39
VanDeest - C	1-3	0-0	1-2	3	3	1	18
Hines - G	2-8	1-4	0-0	5	5	1	24
Mason - G	1-4	1-4	1-2	4	4	4	17
Ricks	0-4	0-3	0-0	0	0	2	12
Carter	7-9	2-2	4-7	7	20	2	29
Jeffers	3-6	3-3	2-2	2	11	2	15
King	0-1	0-1	0-0	0	0	0	3
Ugbede	4-5	0-0	4-8	5	12	0	19
Team				3			
Totals	24-54	8-22	18-30	39	74	13	200

	Half (44)	Final
FG%	.533 (16-30)	.444
3FG%	.333 (5-15)	.364
FT%	.636 (7-11)	.600

Fouls: DU 15 (Two, 4), CU 21 (Three, 4). Turnovers: DU 14 (Two, 3), CU 9 (McDermott, 3). Blocks: DU 5 (Simons, 3), CU 4 (Echenique, 2). Steals: DU 4 (Four, 1), CU 9 (Gibbs, 4).

GAME 20

DRAKE	72
MISSOURI STATE	78

Jan. 27, 2013 • Springfield, Mo.
JQH Arena • 5,824

The Drake University men's basketball team could not answer 26 points from Missouri State's Anthony Downing and a 71 percent second-half shooting performance as the Bears clipped the Bulldogs, 78-72, at JQH Arena.

Ben Simons led Drake with 19 points on 8-of-12 shooting. Micah Mason chipped in 17 points with four assists while Jordan Clarke nearly notched a double-double with nine points and 11 rebounds.

Drake appeared poised to break open the contest in the second half with an 11-0 run over the first three minutes of the period to take a 39-29 lead as the defense forced stops.

With 7:39 left in the game, Missouri State claimed its first lead of the second half on a Keith Pickens steal and dunk. Just two minutes later, the Bears had extended their lead to six points.

Facing a 5-point, 70-65, deficit with a 1:36 left to play after a Simons jumper, the Bulldogs allowed Nathan Scheer to get loose on the wing for a three-pointer to give the Bears an 8-point cushion with one minute remaining.

DRAKE											72
Player	FG	3FG	FT	R	TP	A	MIN				
Clarke - F	3-7	0-0	3-8	11	9	4	35				
Simons - F	8-12	3-6	0-0	4	19	1	36				
VanDeest - C	4-7	0-0	4-5	8	12	0	19				
Hines - G	2-7	0-5	0-1	0	4	2	30				
Mason - G	6-11	5-9	0-0	2	17	4	31				
Ricks	0-0	0-0	0-0	0	0	0	4				
Carter	1-8	1-4	0-0	0	3	1	15				
Jeffers	2-5	2-4	0-0	3	6	1	20				
King	1-2	0-0	0-0	1	2	1	8				
Ugbede	0-0	0-0	0-0	0	0	0	2				
Team											
Totals	27-59	11-28	7-14	29	72	14	200				

	Half (28)	Final
FG%	.357 (10-28)	.458
3FG%	.400 (6-15)	.393
FT%	.500	

GAME 25

DRAKE 56
WICHITA STATE 71

Feb. 13, 2013 • Wichita, Kan.
Charles Koch Arena • 10,211

Wichita State used a 14-point first-half lead to withstand multiple second-half rallies from the Drake University men's basketball team and defeat the Bulldogs, 71-56.

Drake was led by Ben Simons with 15 points on 5-of-11 shooting. His 15 points moved him into the top 10 in career scoring at Drake with 1,294 career points. Richard Carter added 11 points and six assists while Jordan Clarke continued his strong play with 10 points for his fifth straight game in double-figures and eight boards.

Drake was held to just two points in the final 9:37 of the first half to allow the Shockers to build up a 30-16 lead at halftime that would ultimately prove insurmountable for the Bulldogs.

The Bulldogs came out firing in the second half and connected on three-straight three-pointers to cut the lead to nine, 34-25, in the first two minutes of the half. The spurt was indicative of the Bulldogs' improved second-half offense as the team connected on 52.4 percent of its shots in the second half and 7-of-12 from the three-point arc.

DRAKE 56										
Player	FG	3FG	FT	R	TP	A	MIN			
Clarke - F	3-8	1-1	3-4	8	10	0	35			
Simons - F	5-11	3-7	2-2	2	15	0	31			
VanDeest - C	1-5	0-0	0-2	6	2	0	22			
Carter - G	1-4	0-1	9-10	2	11	6	33			
Hines - G	2-6	2-6	0-0	0	6	0	27			
Babineaux	3-5	0-1	0-0	2	6	1	15			
Ricks	0-1	0-1	0-0	2	0	1	11			
Jeffers	0-1	0-1	0-0	0	0	0	5			
Mason	0-0	0-0	0-0	0	0	1	4			
King	2-8	2-5	0-0	2	6	0	17			
Team								5		
Totals	17-49	8-23	14-18	29	56	9	200			
	Half (16)		Final							
FG%	.214 (6-28)		.347							
3FG%	.091 (1-11)		.348							
FT%	.600 (3-5)		.778							

WICHITA STATE 71										
Player	FG	3FG	FT	R	TP	A	MIN			
Hall - F	4-9	0-0	6-8	10	14	1	29			
Orukpe - C	0-2	0-0	1-2	1	1	0	15			
Armstead - G	4-7	4-6	0-0	3	12	2	22			
Williams - G	0-1	0-0	0-0	0	0	1	7			
Cotton - G	3-4	2-3	0-2	6	8	1	24			
Lufie	2-3	0-0	0-1	5	4	1	20			
Early	3-11	1-6	4-5	5	11	0	27			
Wiggins	2-9	0-4	0-0	6	4	0	21			
VanVleet	5-10	2-4	5-6	5	17	9	35			
TEAM								4		
Totals	23-56	9-23	16-24	45	71	15	200			
	Half (30)		Final							
FG%	.400 (12-30)		.411							
3FG%	.400 (4-10)		.391							
FT%	.500 (2-4)		.667							

Fouls: DU 22 (VanDeest, 5), WSU 18 (Two, 4). **Turnovers:** DU 16 (Clarke, 4), WSU 15 (Early, 4). **Blocks:** DU 1 (VanDeest, 1), WSU 9 (Early, 4). **Steals:** DU 7 (Two, 2), WSU 9 (Early, 3).

GAME 26

NORTHERN IOWA 71
DRAKE 64

Feb. 16, 2013 • Des Moines, Iowa
Knapp Center • 6,711

The Drake University men's basketball team fell, 71-64, to a blistering shooting performance from Northern Iowa at the Knapp Center in front of a season-high 6,711 fans.

UNI shot 50 percent from the three-point arc to pull away from Drake despite the Bulldogs shooting 51.9 percent from the field. However, a 33.3 percent night from the arc and 18 turnovers kept Drake from being able to push past the Panthers.

Senior Chris Hines led the Bulldogs with 18 points by going 4-of-6 from beyond the arc. Senior Jordan Clarke recorded 13 points and 11 rebounds for his seventh double-double of the season, while junior Seth VanDeest chipped in 10 points and four rebounds.

UNI senior Marc Sonnen scored 17 points and had five assists for while Anthony James also scored 17 points, hitting 3-of-4 of his three-point attempts.

The Panthers answered a second-half Drake charge with three consecutive three-pointers by Chip Rank, James and Sonnen to put the Panthers up 61-50 with 4:10 remaining.

NORTHERN IOWA 71										
Player	FG	3FG	FT	R	TP	A	MIN			
Tuttle - F	2-6	0-0	1-1	6	5	0	24			
Koch - F	4-6	1-2	2-2	5	11	2	32			
Mitchell - G	2-3	0-0	1-2	4	5	8	29			
Sonnen - G	5-11	5-10	2-2	1	17	5	34			
James - G	6-11	3-4	2-2	4	17	2	31			
Rank	4-8	3-5	0-0	5	11	0	21			
Bohannon	1-5	1-5	2-2	0	5	0	21			
Singleton	0-0	0-0	0-0	1	0	0	6			
Pehl	0-0	0-0	0-0	0	0	0	2			
Totals	24-50	13-26	10-11	26	71	17	200			
	Half (33)		Final							
FG%	.542 (13-24)		.480							
3FG%	.462 (6-13)		.500							
FT%	1.000 (1-1)		.909							

DRAKE 64										
Player	FG	3FG	FT	R	TP	A	MIN			
Clarke - F	6-9	0-0	1-1	11	13	1	32			
Simons - F	3-6	0-3	0-0	2	6	0	32			
VanDeest - C	4-4	0-0	2-3	4	10	1	24			
Carter - G	2-9	0-4	0-0	1	4	0	32			
Hines - G	7-12	4-6	0-0	4	18	2	31			
Babineaux	0-1	0-0	0-0	0	0	1	5			
Ricks	0-1	0-1	0-0	1	0	2	12			
Mason	4-6	2-3	0-0	1	10	3	8			
King	1-4	1-4	0-0	2	3	3	24			
Team								1		
Totals	27-52	7-21	3-4	27	64	13	200			
	Half (32)		Final							
FG%	.609 (14-23)		.519							
3FG%	.375 (3-8)		.333							
FT%	1.000 (1-1)		.750							

Fouls: DU 16 (Three, 4), UNI 10 (Koch, 3). **Turnovers:** DU 18 (Carter, 6), UNI 16 (Mitchell, 6). **Blocks:** DU 5 (VanDeest, 4), UNI 3 (Koch, 3). **Steals:** DU 6 (Clarke, 3), UNI 12 (Sonnen, 4).

GAME 27

BRADLEY 84
DRAKE 92

Feb. 20, 2013 • Des Moines, Iowa
Knapp Center • 3,825

Senior Jordan Clarke scored a career-high 20 points with 15 rebounds as the Drake men's basketball stormed to a 92-84 come-from-behind victory over Bradley in overtime at the Knapp Center.

With the Bulldogs trailing, 70-68, redshirt-junior Seth VanDeest was fouled with 1.2 seconds to play in the second half. After a bounce off the back rim, his first free throw dropped in and the second was true the entire way to send the game to overtime at 70 points apiece.

Clarke had seven of his 20 points in the overtime before fouling out to help seal the victory. He made a season-high 10 of the 12 free throws he attempted, including five in the extra period. Five Bulldogs scored in double-figures while Will Egolf led Bradley with 21 points on the night.

The game was Clarke's seventh straight in double-figure scoring and ninth double-double of the season.

BRADLEY 84										
Player	FG	3FG	FT	R	TP	A	MIN			
Eastman - F	2-7	2-6	0-0	4	6	3	38			
Pickett - F	5-8	1-2	2-4	6	13	0	29			
Egolf - C	8-17	4-7	1-1	5	21	2	24			
Lemon, Jr. - G	7-16	0-3	5-8	7	19	4	43			
Simms-Edwards - G	4-14	3-8	4-4	7	15	4	38			
Bell	0-0	0-0	0-0	1	0	0	5			
Crawford	1-2	1-2	2-2	1	5	0	14			
Shayok	0-2	0-0	2-2	3	2	0	11			
Prosser	1-3	0-0	1-2	4	3	1	23			
Totals	28-69	11-28	17-23	38	84	14	225			
	Half (31)		Final							
FG%	.367 (11-30)		.406							
3FG%	.333 (4-12)		.393							
FT%	.833 (5-6)		.739							

DRAKE 92										
Player	FG	3FG	FT	R	TP	A	MIN			
Clarke - F	5-9	0-0	10-12	15	20	1	37			
Simons - F	3-12	2-7	6-6	4	14	3	39			
VanDeest - C	3-4	0-0	8-9	4	14	2	26			
Carter - G	3-7	0-2	4-5	6	10	0	28			
Hines - G	2-10	2-6	6-6	2	12	1	37			
Babineaux	1-2	0-0	0-0	0	2	1	2			
Ricks	1-3	1-2	0-0	2	3	0	12			
Jeffers	2-4	1-2	2-4	3	7	0	13			
Mason	3-5	2-4	0-0	1	8	4	17			
King	0-2	0-2	2-2	0	2	1	14			
Team								3		
Totals	23-58	8-25	38-44	40	92	12	225			
	Half (29)		Final							
FG%	.370 (10-27)		.397							
3FG%	.273 (3-11)		.320							
FT%	.750 (6-8)		.864							

Fouls: DU 21 (Clarke, 5), BU 30 (Two, 3). **Turnovers:** DU 13 (Simons, 4), BU 12 (Lemon, Jr., 5). **Blocks:** DU 2 (Two, 1), BU 2 (Two, 1). **Steals:** DU 5 (Simons, 2), BU 10 (Lemon, Jr., 4).

GAME 28

GREEN BAY 54
DRAKE 71

Feb. 23, 2013 • Des Moines, Iowa
Knapp Center • 3,892

The Drake University men's basketball team controlled the entire second half with defense to defeat the Green Bay Phoenix, 71-54, in the Ramada Worldwide BracketBusters.

Senior Ben Simons led Drake with 16 points by going 6-of-10 from the field and 4-of-6 from the three-point arc. The sharpshooter's night moved him into eighth in career scoring at Drake with 1,330 career points. Redshirt junior Seth VanDeest recorded his second career double-double with 15 points and 10 boards. He was pressed into extra duty in the paint as the Bulldogs were without the services of the injured Jordan Clarke. Senior Chris Hines added 14 points while freshman Kori Babineaux recorded a career-high 10 points.

Drake started the second half hot, converting 75 percent of its shots to go on a 9-2 run and open up a 51-40 lead, forcing the Phoenix (15-13, 9-5 HL) to call a timeout with 14:55 on the clock. Despite the offensive firepower, it was the defense that generated the offensive burst as Drake held the Phoenix to just 20.7 percent shooting in the second half.

GREEN BAY 54										
Player	FG	3FG	FT	R	TP	A	MIN			
Fouse - F	3-6	0-0	0-0	7	6	0	29			
Mays - F	1-3	0-0	6-6	3	8	0	21			
Brown - C	2-9	0-1	0-0	4	4	2	27			
Muhammad - G	1-7	1-7	0-0	2	3	0	28			
Sykes - G	4-11	0-2	4-4	3	12	5	33			
Stefan	3-6	1-4	0-1	4	7	2	21			
Love	1-5	0-1	0-0	1	2	2	15			
Arenz	0-0	0-0	0-0	1	0	0	5			
Cougill	5-12	2-5	0-0	5	12	1	21			
Team								2		
Totals	20-59	4-20	10-11	32	54	12	200			
	Half (35)		Final							
FG%	.467 (14-30)		.339							
3FG%	.333 (4-12)		.200							
FT%	1.000 (3-3)		.909							

DRAKE 71										
Player	FG	3FG	FT	R	TP	A	MIN			
King - F	2-6	0-3	3-4	3	7	0	29			
Simons - F	6-10	4-6	0-0	7	16	2	32			
VanDeest - C	5-11	0-0	5-8	10	15	2	32			
Carter - G	1-4	0-0	2-2	0	4	5	23			
Hines - G	4-6	4-6	2-2	2	14	0	28			
Babineaux	5-8	0-0	0-0	7	10	0	13			
Ricks	0-1	0-1	0-0	1	0	0	6			
Jeffers	2-3	1-2	0-0	1	5	1	19			

GAME 29

DRAKE 67
INDIANA STATE 56

Feb. 27, 2013 • Terre Haute, Ind.
Hulman Center • 5,054

Another staunch defensive effort and consistent scoring led the Drake University men's basketball team to a 67-56 win at Indiana State.

Richard Carter led Drake with 15 points on 6-of-9 shooting and four assists. Junior Seth VanDeest recorded another strong showing with 14 points, 12 in the first half, while Jordan Clarke continued to deliver with his 10th double-double of the season and fifth in the last eight games with a 10-point, 10-rebound effort.

The Bulldogs held Indiana State to just 34.8 percent shooting and the combination of VanDeest and Clarke dominated inside as the Bulldogs held a 24-16 advantage in points in the paint.

Drake built up its cushion by closing the first half with an 11-0 run and holding the Sycamores scoreless for nearly five minutes to take a 27-21 lead at halftime.

The Bulldogs ran their lead out to 10 points, 37-27, in the first four minutes of the second half as more shots started falling.

DRAKE 67

Player	FG	3FG	FT	R	TP	A	MIN
Clarke - F	4-6	0-1	2-4	10	10	2	32
Simons - F	3-13	2-9	2-2	7	10	1	35
VanDeest - C	6-7	0-0	2-2	6	14	2	26
Carter - G	5-9	1-3	4-5	2	15	4	31
Hines - G	2-7	1-5	4-4	3	9	1	20
Ricks	0-2	0-1	0-0	0	0	0	8
Jeffers	0-0	0-0	0-0	0	0	3	14
Mason	3-3	2-2	0-0	1	8	0	13
King	0-4	0-3	1-2	5	1	3	21
Team							
Totals	23-51	6-24	15-19	34	67	16	200

	Half (27)	Final
FG%	.429 (12-28)	.451
3FG%	.077 (1-13)	.250
FT%	1.000 (2-2)	.789

INDIANA STATE 56

Player	FG	3FG	FT	R	TP	A	MIN
Gant - F	1-5	0-1	1-1	3	3	2	19
Mahurin - F	4-12	2-8	2-3	2	12	0	29
Cummings - G	3-8	1-5	3-4	7	10	2	30
Odum - G	4-7	1-3	4-6	4	13	5	33
Smith - G	1-2	1-1	2-2	1	5	1	28
Kitchell	0-0	0-0	0-0	1	0	0	9
Eitel	2-6	2-4	0-0	3	6	1	19
Brown	0-1	0-0	3-5	2	3	1	17
Smith	0-0	0-0	0-0	0	0	0	2
Burnett	1-5	1-3	1-2	2	4	1	14
TEAM				4			
Totals	16-46	8-25	16-23	29	56	13	200

	Half (21)	Final
FG%	.350 (7-20)	.348
3FG%	.400 (4-10)	.320
FT%	.429 (3-7)	.696

Fouls: DU 21 (Hines, 5), ISU 18 (Three, 3). Turnovers: DU 9 (Three, 2), ISU 11 (Four, 2). Blocks: DU 4 (VanDeest, 3), ISU 2 (Two, 1). Steals: DU 6 (Clarke, 2), ISU 6 (Cummings, 3)

2012-13 RESULTS

RECORD:	OVERALL	HOME	AWAY	NEUTRAL
ALL GAMES	14-15	9-5	4-7	1-3
CONFERENCE	7-10	4-4	3-6	0-0
NON-CONFERENCE	7-5	5-1	1-1	1-3

Date	Opponent	Score	Att.	High Points	High Rebounds
11/10/12	WILLIAM JEWELL	W 96-66	3273	(25)Simons, Ben	(7)Clarke, Jordan
11/17/12	at Detroit	79-85 L	2047	(17)Clarke, Jordan	(10)Clarke, Jordan
11/22/12	!vs California	70-73 L	1087	(13)Ricks, Gary (13)VanDeest, Seth (13)Carter, Richard	(10)Clarke, Jordan
11/23/12	!vs Rice	W 77-66	1627	(18)Simons, Ben	(18)Clarke, Jordan
11/25/12	!vs Xavier	70-74 L	2527	(21)King, Joey	(11)Clarke, Jordan
11/30/12	#at Nevada	W 76-66	6469	(16)Carter, Richard	(7)Carter, Richard
12/05/12	SAINT MARY'S	73-88 L	3410	(16)Jeffers, Jeremy	(5)Clarke, Jordan
12/08/12	IPFW	W 74-64	2861	(19)Hines, Chris	(11)Clarke, Jordan
12/15/12	^vs Iowa State	77-86 L	13180	(18)VanDeest, Seth	(7)Clarke, Jordan
12/19/12	NORTH CAROLINA CENTRAL	W 72-69	2388	(19)VanDeest, Seth	(10)King, Joey
12/22/12	EASTERN ILLINOIS	W 74-56	2669	(19)Mason, Micah	(4)Simons, Ben
12/29/12	*at Bradley	57-67 L	7534	(13)Simons, Ben	(10)Simons, Ben
01/02/13	*WICHITA STATE	63-75 L	2792	(15)King, Joey	(6)King, Joey
01/05/13	*MISSOURI STATE	65-77 L	3804	(21)King, Joey	(7)King, Joey
01/08/13	*at Creighton	61-91 L	18073	(17)King, Joey	(6)VanDeest, Seth
01/12/13	*at Illinois State	W 82-77	5706	(23)Hines, Chris (23)Simons, Ben	(11)Clarke, Jordan (11)King, Joey
01/16/13	*EVANSVILLE	W 83-69	3694	(21)Hines, Chris	(9)Clarke, Jordan
01/20/13	*at UNI	55-85 L	4215	(16)Carter, Richard	(8)Clarke, Jordan
01/23/13	*CREIGHTON	W 74-69	6162	(20)Carter, Richard	(7)Carter, Richard (7)Clarke, Jordan
01/27/13	*at Missouri State	72-78 L	5824	(19)Simons, Ben	(11)Clarke, Jordan
01/30/13	*at Southern Illinois	W 61-56	4626	(12)Hines, Chris	(7)VanDeest, Seth (7)Simons, Ben
02/02/13	*INDIANA STATE	Wot 74-71	4439	(21)Simons, Ben	(6)Clarke, Jordan
02/06/13	*ILLINOIS STATE	86-94 L	4133	(17)Carter, Richard	(10)Clarke, Jordan
02/10/13	*at Evansville	78-84 Lot	4210	(27)Simons, Ben	(14)Clarke, Jordan
02/13/13	*at Wichita State	56-71 L	10211	(15)Simons, Ben	(8)Clarke, Jordan
02/16/13	*UNI	64-71 L	6711	(18)Hines, Chris	(11)Clarke, Jordan
02/20/13	*BRADLEY	Wot 92-84	3825	(20)Clarke, Jordan	(15)Clarke, Jordan
02/23/13	GREEN BAY	W 71-54	3892	(16)Simons, Ben	(10)VanDeest, Seth
02/27/13	*at Indiana State	W 67-56	5054	(15)Carter, Richard	(10)Clarke, Jordan

! - DirecTV Classic (Anaheim, Calif.)

- MWC/MVC Challenge

^ - Big Four Classic

* = Missouri Valley Conference game

Attendance Summary	Games	Attend	Avg/Game
Home	14	54053	3861
Away	11	73969	6724
Neutral	4	18421	4605
Total	29	146443	5050

2012-13 COMBINED STATS

RECORD:	OVERALL	HOME	AWAY	NEUTRAL
ALL GAMES	14-15	9-5	4-7	1-3
CONFERENCE	7-10	4-4	3-6	0-0
NON-CONFERENCE	7-5	5-1	1-1	1-3

#	Player	gp-gs	min	avg	Total			3-Point		F-Throw		Rebounds			pf	dq	a	to	blk	stl	pts	avg		
					fg-fga	fg%	3fg-fga	3fg%	ft-fa	ft%	off	def	tot	avg										
34	Simons, Ben	29-29	1009	34.8	143-324	.441	72-178	.404	60-67	.896	4	107	111	3.8	66	1	49	56	8	27	418	14.4		
45	VanDeest, Seth	29-29	628	21.7	97-169	.574	0-0	.000	85-116	.733	45	94	139	4.8	80	3	31	42	27	11	279	9.6		
04	Hines, Chris	28-27	735	26.3	82-206	.398	52-132	.394	53-62	.855	6	55	61	2.2	63	3	32	43	2	16	269	9.6		
01	Clarke, Jordan	27-27	774	28.7	90-159	.566	5-11	.455	73-134	.545	86	150	236	8.7	75	2	32	39	11	38	258	9.6		
03	Carter, Richard	29-18	744	25.7	86-222	.387	20-58	.345	76-103	.738	7	57	64	2.2	73	0	101	68	1	33	268	9.2		
24	King, Joey	29-2	559	19.3	67-160	.419	33-90	.367	32-41	.780	26	61	87	3.0	75	3	27	41	9	9	199	6.9		
22	Mason, Micah	27-11	424	15.7	51-105	.486	37-74	.500	10-15	.667	3	28	31	1.1	34	0	59	37	0	15	149	5.5		
21	Puleikis, Robert	1-0	6	6.0	2-2	1.000	0-0	.000	0-0	.000	1	1	2	2.0	2	0	0	0	0	0	4	4.0		
10	Jeffers, Jeremy	27-0	313	11.6	28-73	.384	14-39	.359	21-24	.875	5	27	32	1.2	28	1	17	24	1	7	91	3.4		
02	Ricks, Gary	28-2	400	14.3	30-88	.341	20-62	.323	2-3	.667	4	35	39	1.4	32	0	31	15	1	6	82	2.9		
40	Ugbede, Daddy	17-0	125	7.4	15-24	.625	0-0	.000	16-24	.667	12	15	27	1.6	20	1	1	6	0	3	46	2.7		
00	Babineaux, Kori	18-0	146	8.1	16-45	.356	0-7	.000	4-13	.308	4	17	21	1.2	31	0	15	26	1	3	36	2.0		
23	McLaughlin, Mitch	3-0	7	2.3	0-0	.000	0-0	.000	0-2	.000	0	1	1	0.3	1	0	0	2	0	0	0	0.0		
25	Bowie, Matt	3-0	5	1.7	0-0	.000	0-0	.000	0-0	.000	0	1	1	0.3	0	0	0	1	0	0	0	0.0		
Team											32	43	75	1			8							
Total.....		29	5875	707-1577		.448	253-651	.389	432-604	.715	235	692	927	32.0	581	14	395	408	61	168	2099	72.4		
Opponents.....		29	5875	715-1610		.444	203-575	.353	489-649	.753	276	721	997	34.4	540	-	412	379	95	225	2122	73.2		

TEAM STATISTICS

	DU	OPP
SCORING	2099	2122
Points per game	72.4	73.2
Scoring margin	-0.8	-
FIELD GOALS-ATT	707-1577	715-1610
Field goal pct	.448	.444
3 POINT FG-ATT	253-651	203-575
3-point FG pct	.389	.353
3-pt FG made per game	8.7	7.0
FREE THROWS-ATT	432-604	489-649
Free throw pct	.715	.753
F-Throws made per game	14.9	16.9
REBOUNDS	927	997
Rebounds per game	32.0	34.4
Rebounding margin	-2.4	-
ASSISTS	395	412
Assists per game	13.6	14.2
TURNOVERS	408	379
Turnovers per game	14.1	13.1
Turnover margin	-1.0	-
Assist/turnover ratio	1.0	1.1
STEALS	168	225
Steals per game	5.8	7.8
BLOCKS	61	95
Blocks per game	2.1	3.3
ATTENDANCE	54053	92390
Home games-Avg/Game	14-3861	11-6724
Neutral site-Avg/Game	-	4-4605

Score by Periods	1st	2nd	OT	Totals
Drake	964	1094	41	2099
Opponents	977	1109	36	2122

Date	Opponent	Score	Att.
11/10/12	WILLIAM JEWELL	W 96-66	3273
11/17/12	at Detroit	L 79-85	2047
! 11/22/12	vs California	L 70-73	1087
! 11/23/12	vs Rice	W 77-66	1627
! 11/25/12	vs Xavier	L 70-74	2527
# 11/30/12	at Nevada	W 76-66	6469
12/05/12	SAINT MARY'S	L 73-88	3410
12/08/12	IPFW	W 74-64	2861
^ 12/15/12	vs Iowa State	L 77-86	13180
12/19/12	NORTH CAROLINA CENTRAL	W 72-69	2388
12/22/12	EASTERN ILLINOIS	W 74-56	2669
* 12/29/12	at Bradley	L 57-67	7534
* 01/02/13	WICHITA STATE	L 63-75	2792
* 01/05/13	MISSOURI STATE	L 65-77	3804
* 01/08/13	at Creighton	L 61-91	18073
* 01/12/13	at Illinois State	W 82-77	5706
* 01/16/13	EVANSVILLE	W 83-69	3694
* 01/20/13	at UNI	L 55-85	4215
* 01/23/13	CREIGHTON	W 74-69	6162
* 01/27/13	at Missouri State	L 72-78	5824
* 01/30/13	at Southern Illinois	W 61-56	4626
* 02/02/13	INDIANA STATE	Wot 74-71	4439
* 02/06/13	ILLINOIS STATE	L 86-94	4133
* 02/10/13	at Evansville	Lot 78-84	4210
* 02/13/13	at Wichita State	L 56-71	10211
* 02/16/13	UNI	L 64-71	6711
* 02/20/13	BRADLEY	Wot 92-84	3825
* 02/23/13	GREEN BAY	W 71-54	3892
* 02/27/13	at Indiana State	W 67-56	5054

! - DirecTV Classic (Anaheim, Calif.)
 # - MWC/MVC Challenge
 ^ - Big Four Classic
 * = Missouri Valley Conference game

2012-13 MVC GAMES COMBINED STATS

RECORD:	OVERALL	HOME	AWAY	NEUTRAL
ALL GAMES	7-10	4-4	3-6	0-0
CONFERENCE	7-10	4-4	3-6	0-0
NON-CONFERENCE	0-0	0-0	0-0	0-0

##	Player	gp-gs	min	avg	Total			3-Point		F-Throw		Rebounds			pf	dq	a	to	blk	stl	pts	avg
					fg-fga	fg%	3fg-fga	3fg%	ft-fta	ft%	off	def	tot	avg								
34	Simons, Ben	17-17	607	35.7	81-183	.443	37-95	.389	36-39	.923	1	69	70	4.1	37	0	23	35	7	12	235	13.8
04	Hines, Chris	17-17	465	27.4	54-137	.394	33-88	.375	23-26	.885	3	34	37	2.2	40	2	24	27	1	8	164	9.6
01	Clarke, Jordan	17-17	508	29.9	59-104	.567	1-5	.200	41-64	.641	56	92	148	8.7	49	1	13	30	6	26	160	9.4
03	Carter, Richard	17-8	445	26.2	49-137	.358	11-41	.268	47-61	.770	6	31	37	2.2	41	0	50	40	1	13	156	9.2
45	VanDeest, Seth	17-17	337	19.8	44-79	.557	0-0	.000	47-66	.712	28	51	79	4.6	47	2	16	24	16	6	135	7.9
24	King, Joey	17-0	341	20.1	46-106	.434	20-54	.370	16-23	.696	18	43	61	3.6	39	2	19	27	6	5	128	7.5
22	Mason, Micah	16-9	263	16.4	32-67	.478	23-48	.479	4-6	.667	0	20	20	1.3	23	0	37	25	0	10	91	5.7
40	Ugbede, Daddy	9-0	79	8.8	10-16	.625	0-0	.000	11-18	.611	11	6	17	1.9	11	0	0	4	0	1	31	3.4
10	Jeffers, Jeremy	15-0	172	11.5	15-43	.349	8-22	.364	8-10	.800	3	16	19	1.3	15	0	11	15	0	3	46	3.1
00	Babineaux, Kori	8-0	60	7.5	7-18	.389	0-3	.000	1-4	.250	1	4	5	0.6	10	0	4	8	0	2	15	1.9
02	Ricks, Gary	16-0	198	12.4	11-46	.239	7-35	.200	0-0	.000	1	21	22	1.4	18	0	17	8	0	5	29	1.8
Team											20	25	45				6					
Total.....		17	3475		408-936	.436	140-391	.358	234-317	.738	148	412	560	32.9	330	7	214	249	37	91	1190	70.0
Opponents.....		17	3475		432-952	.454	136-353	.385	275-364	.755	151	424	575	33.8	293	-	255	199	62	143	1275	75.0

TEAM STATISTICS

	DU	OPP
SCORING	1190	1275
Points per game	70.0	75.0
Scoring margin	-5.0	-
FIELD GOALS-ATT	408-936	432-952
Field goal pct	.436	.454
3 POINT FG-ATT	140-391	136-353
3-point FG pct	.358	.385
3-pt FG made per game	8.2	8.0
FREE THROWS-ATT	234-317	275-364
Free throw pct	.738	.755
F-Throws made per game	13.8	16.2
REBOUNDS	560	575
Rebounds per game	32.9	33.8
Rebounding margin	-0.9	-
ASSISTS	214	255
Assists per game	12.6	15.0
TURNOVERS	249	199
Turnovers per game	14.6	11.7
Turnover margin	-2.9	-
Assist/turnover ratio	0.9	1.3
STEALS	91	143
Steals per game	5.4	8.4
BLOCKS	37	62
Blocks per game	2.2	3.6
ATTENDANCE	35560	65453
Home games-Avg/Game	8-4445	9-7273
Neutral site-Avg/Game	-	0-0

Score by Periods	1st	2nd	OT	Totals
Drake	531	618	41	1190
Opponents	564	675	36	1275

Date	Opponent	Score	Att.
* 12/29/12	at Bradley	L 57-67	7534
* 01/02/13	WICHITA STATE	L 63-75	2792
* 01/05/13	MISSOURI STATE	L 65-77	3804
* 01/08/13	at Creighton	L 61-91	18073
* 01/12/13	at Illinois State	W 82-77	5706
* 01/16/13	EVANSVILLE	W 83-69	3694
* 01/20/13	at UNI	L 55-85	4215
* 01/23/13	CREIGHTON	W 74-69	6162
* 01/27/13	at Missouri State	L 72-78	5824
* 01/30/13	at Southern Illinois	W 61-56	4626
* 02/02/13	INDIANA STATE	Wot 74-71	4439
* 02/06/13	ILLINOIS STATE	L 86-94	4133
* 02/10/13	at Evansville	Lot 78-84	4210
* 02/13/13	at Wichita State	L 56-71	10211
* 02/16/13	UNI	L 64-71	6711
* 02/20/13	BRADLEY	Wot 92-84	3825
* 02/27/13	at Indiana State	W 67-56	5054

! - DirecTV Classic (Anaheim, Calif.)
 # - MWC/MVC Challenge
 ^ - Big Four Classic
 * = Missouri Valley Conference game

2012-13 STATS - WINS

##	Player	gp-gs	min	avg	Total		3-Point		F-Throw		Rebounds				pf	dq	a	to	blk	stl	pts	avg
					fg-fga	fg%	3fg-fga	3fg%	ft-fa	ft%	off	def	tot	avg								
34	Simons, Ben	14-14	495	35.4	73-161	.453	41-91	.451	35-41	.854	1	53	54	3.9	29	0	27	28	6	12	222	15.9
04	Hines, Chris	13-13	348	26.8	42-99	.424	31-68	.456	32-37	.865	2	30	32	2.5	30	2	16	19	1	8	147	11.3
01	Clarke, Jordan	12-12	359	29.9	43-68	.632	1-3	.333	43-77	.558	38	71	109	9.1	31	1	17	14	7	17	130	10.8
03	Carter, Richard	14-8	349	24.9	49-99	.495	14-25	.560	32-44	.727	2	34	36	2.6	34	0	49	27	1	21	144	10.3
45	VanDeest, Seth	14-14	315	22.5	45-85	.529	0-0	.000	49-67	.731	22	48	70	5.0	35	0	18	21	15	3	139	9.9
22	Mason, Micah	13-6	229	17.6	27-49	.551	19-35	.543	5-9	.556	3	19	22	1.7	18	0	30	19	0	10	78	6.0
24	King, Joey	14-2	248	17.7	23-63	.365	11-35	.314	18-24	.750	15	30	45	3.2	35	1	15	19	2	7	75	5.4
21	Puleikis, Robert	1-0	6	6.0	2-2	1.000	0-0	.000	0-0	.000	1	1	2	2.0	2	0	0	0	0	0	4	4.0
10	Jeffers, Jeremy	14-0	182	13.0	16-37	.432	8-18	.444	13-15	.867	3	18	21	1.5	13	0	11	15	1	4	53	3.8
00	Babineaux, Kori	8-0	63	7.9	10-24	.417	0-3	.000	3-9	.333	1	10	11	1.4	14	0	5	13	1	1	23	2.9
02	Ricks, Gary	13-1	188	14.5	13-34	.382	10-24	.417	0-0	.000	0	16	16	1.2	9	0	16	7	0	4	36	2.8
40	Ugbede, Daddy	8-0	56	7.0	7-9	.778	0-0	.000	8-12	.667	5	6	11	1.4	10	1	1	3	0	1	22	2.8
23	McLaughlin, Mitch	3-0	7	2.3	0-0	.000	0-0	.000	0-2	.000	0	1	1	0.3	1	0	0	2	0	0	0	0.0
25	Bowie, Matt	3-0	5	1.7	0-0	.000	0-0	.000	0-0	.000	0	1	1	0.3	0	0	0	1	0	0	0	0.0
Team											17	25	42				4					
Total.....		14	2850		350-730	.479	135-302	.447	238-337	.706	110	363	473	33.8	261	5	205	192	34	88	1073	76.6
Opponents.....		14	2850		315-787	.400	84-286	.294	209-279	.749	130	317	447	31.9	282	-	175	186	42	101	923	65.9

Score by Periods	1st	2nd	OT	Totals
Drake	506	538	29	1073
Opponents	449	456	18	923

2012-13 STATS - LOSSES

##	Player	gp-gs	min	avg	Total		3-Point		F-Throw		Rebounds				pf	dq	a	to	blk	stl	pts	avg
					fg-fga	fg%	3fg-fga	3fg%	ft-fa	ft%	off	def	tot	avg								
34	Simons, Ben	15-15	514	34.3	70-163	.429	31-87	.356	25-26	.962	3	54	57	3.8	37	1	22	28	2	15	196	13.1
45	VanDeest, Seth	15-15	313	20.9	52-84	.619	0-0	.000	36-49	.735	23	46	69	4.6	45	3	13	21	12	8	140	9.3
01	Clarke, Jordan	15-15	415	27.7	47-91	.516	4-8	.500	30-57	.526	48	79	127	8.5	44	1	15	25	4	21	128	8.5
03	Carter, Richard	15-10	395	26.3	37-123	.301	6-33	.182	44-59	.746	5	23	28	1.9	39	0	52	41	0	12	124	8.3
24	King, Joey	15-0	311	20.7	44-97	.454	22-55	.400	14-17	.824	11	31	42	2.8	40	2	12	22	7	2	124	8.3
04	Hines, Chris	15-14	387	25.8	40-107	.374	21-64	.328	21-25	.840	4	25	29	1.9	33	1	16	24	1	8	122	8.1
22	Mason, Micah	14-5	195	13.9	24-56	.429	18-39	.462	5-6	.833	0	9	9	0.6	16	0	29	18	0	5	71	5.1
02	Ricks, Gary	15-1	212	14.1	17-54	.315	10-38	.263	2-3	.667	4	19	23	1.5	23	0	15	8	1	2	46	3.1
10	Jeffers, Jeremy	13-0	131	10.1	12-36	.333	6-21	.286	8-9	.889	2	9	11	0.8	15	1	6	9	0	3	38	2.9
40	Ugbede, Daddy	9-0	69	7.7	8-15	.533	0-0	.000	8-12	.667	7	9	16	1.8	10	0	0	3	0	2	24	2.7
00	Babineaux, Kori	10-0	83	8.3	6-21	.286	0-4	.000	1-4	.250	3	7	10	1.0	17	0	10	13	0	2	13	1.3
Team											15	18	33		1		4					
Total.....		15	3025		357-847	.421	118-349	.338	194-267	.727	125	329	454	30.3	320	9	190	216	27	80	1026	68.4
Opponents.....		15	3025		400-823	.486	119-289	.412	280-370	.757	146	404	550	36.7	258	-	237	193	53	124	1199	79.9

Score by Periods	1st	2nd	OT	Totals
Drake	458	556	12	1026
Opponents	528	653	18	1199



2012-13 DRAKE TEAM HIGHS

POINTS	96	WILLIAM JEWELL (11/10/12)
	92	BRADLEY (02/20/13)
	86	ILLINOIS STATE (02/06/13)
	83	EVANSVILLE (01/16/13)
FIELD GOALS MADE	82	at Illinois State (01/12/13)
	33	WILLIAM JEWELL (11/10/12)
FIELD GOAL ATTEMPTS	29	EVANSVILLE (01/16/13)
	64	vs Xavier (11/25/12)
FIELD GOAL PERCENTAGE	62	vs Iowa State (12/15/12)
	.561 (23-41)	EASTERN ILLINOIS (12/22/12)
3 PT FIELD GOALS MADE	.559 (33-59)	WILLIAM JEWELL (11/10/12)
	15	WILLIAM JEWELL (11/10/12)
3 PT FG ATTEMPTS	13	EASTERN ILLINOIS (12/22/12)
	28	ILLINOIS STATE (02/06/13)
3 PT FG PERCENTAGE	28	at Missouri State (01/27/13)
	28	at Creighton (01/08/13)
	28	vs Xavier (11/25/12)
	.625 (15-24)	WILLIAM JEWELL (11/10/12)
FREE THROWS MADE	.591 (13-22)	EASTERN ILLINOIS (12/22/12)
	38	BRADLEY (02/20/13)
FREE THROW ATTEMPTS	25	SAINT MARY'S (12/05/12)
	44	BRADLEY (02/20/13)
FREE THROW PERCENTAGE	32	SAINT MARY'S (12/05/12)
	.875 (14-16)	at Evansville (02/10/13)
REBOUNDS	.864 (38-44)	BRADLEY (02/20/13)
	46	at Bradley (12/29/12)
ASSISTS	40	BRADLEY (02/20/13)
	19	WILLIAM JEWELL (11/10/12)
	17	ILLINOIS STATE (02/06/13)
	17	EASTERN ILLINOIS (12/22/12)
STEALS	17	NORTH CAROLINA CENTRAL (12/19/12)
	11	IPFW (12/08/12)
	10	INDIANA STATE (02/02/13)
BLOCKED SHOTS	10	SAINT MARY'S (12/05/12)
	5	UNI (02/16/13)
	5	CREIGHTON (01/23/13)
TURNOVERS	5	EASTERN ILLINOIS (12/22/12)
	20	at Southern Illinois (01/30/13)
	19	at Evansville (02/10/13)
FOULS	19	WICHITA STATE (01/02/13)
	31	vs Iowa State (12/15/12)
	26	at Detroit (11/17/12)



2012-13 OPPONENT TEAM HIGHS

POINTS	94	ILLINOIS STATE (02/06/13)
	91	at Creighton (01/08/13)
	88	SAINT MARY'S (12/05/12)
	86	vs Iowa State (12/15/12)
	85	at UNI (01/20/13)
	85	at Detroit (11/17/12)
FIELD GOALS MADE	34	at Creighton (01/08/13)
	30	at UNI (01/20/13)
	30	SAINT MARY'S (12/05/12)
FIELD GOAL ATTEMPTS	69	BRADLEY (02/20/13)
	66	at Evansville (02/10/13)
FIELD GOAL PERCENTAGE	.642 (34-53)	at Creighton (01/08/13)
	.600 (30-50)	at UNI (01/20/13)
3 PT FIELD GOALS MADE	16	at Creighton (01/08/13)
	13	UNI (02/16/13)
3 PT FG ATTEMPTS	28	BRADLEY (02/20/13)
	27	at Creighton (01/08/13)
3 PT FG PERCENTAGE	.593 (16-27)	at Creighton (01/08/13)
	.545 (6-11)	at Missouri State (01/27/13)
FREE THROWS MADE	32	ILLINOIS STATE (02/06/13)
	30	vs Iowa State (12/15/12)
FREE THROW ATTEMPTS	41	vs Iowa State (12/15/12)
	36	ILLINOIS STATE (02/06/13)
FREE THROW PERCENTAGE	.929 (26-28)	EVANSVILLE (01/16/13)
	.929 (13-14)	vs Rice (11/23/12)
REBOUNDS	45	at Wichita State (02/13/13)
	45	vs Iowa State (12/15/12)
ASSISTS	28	at Creighton (01/08/13)
	22	at Evansville (02/10/13)
STEALS	13	WICHITA STATE (01/02/13)
	13	at Bradley (12/29/12)
BLOCKED SHOTS	9	at Wichita State (02/13/13)
	6	at Evansville (02/10/13)
	6	at UNI (01/20/13)
	6	at Illinois State (01/12/13)
TURNOVERS	21	IPFW (12/08/12)
	21	SAINT MARY'S (12/05/12)
FOULS	30	BRADLEY (02/20/13)
	25	at Nevada (11/30/12)



2012-13 DRAKE TEAM LOWS

POINTS	55	at UNI (01/20/13)
	56	at Wichita State (02/13/13)
	57	at Bradley (12/29/12)
	61	at Creighton (01/08/13)
	61	at Southern Illinois (01/30/13)
FIELD GOALS MADE	17	at Wichita State (02/13/13)
	19	at Southern Illinois (01/30/13)
FIELD GOAL ATTEMPTS	38	at Southern Illinois (01/30/13)
	41	EASTERN ILLINOIS (12/22/12)
FIELD GOAL PERCENTAGE	.339 (20-59)	at Bradley (12/29/12)
	.347 (17-49)	at Wichita State (02/13/13)
3 PT FIELD GOALS MADE	5	at Bradley (12/29/12)
	6	SAINT MARY'S (12/05/12)
	6	vs Iowa State (12/15/12)
	6	MISSOURI STATE (01/05/13)
	6	at UNI (01/20/13)
	6	at Indiana State (02/27/13)
3 PT FG ATTEMPTS	15	at Southern Illinois (01/30/13)
	16	INDIANA STATE (02/02/13)
3 PT FG PERCENTAGE	.185 (5-27)	at Bradley (12/29/12)
	.250 (6-24)	at Indiana State (02/27/13)
FREE THROWS MADE	3	UNI (02/16/13)
	7	at UNI (01/20/13)
	7	at Missouri State (01/27/13)
FREE THROW ATTEMPTS	4	UNI (02/16/13)
	9	at UNI (01/20/13)
FREE THROW PERCENTAGE	.500 (7-14)	at Missouri State (01/27/13)
	.577 (15-26)	vs California (11/22/12)
REBOUNDS	19	EASTERN ILLINOIS (12/22/12)
	20	SAINT MARY'S (12/05/12)
ASSISTS	7	WICHITA STATE (01/02/13)
	8	at Southern Illinois (01/30/13)
STEALS	1	MISSOURI STATE (01/05/13)
	2	vs Rice (11/23/12)
	2	at Missouri State (01/27/13)
BLOCKED SHOTS	0	vs Iowa State (12/15/12)
	0	NORTH CAROLINA CENTRAL (12/19/12)
	0	at Creighton (01/08/13)
	0	at Illinois State (01/12/13)
	0	at Missouri State (01/27/13)
	0	GREEN BAY (02/23/13)
TURNOVERS	7	at Creighton (01/08/13)
	8	vs Rice (11/23/12)
FOULS	12	NORTH CAROLINA CENTRAL (12/19/12)
	13	vs Rice (11/23/12)
	13	at Creighton (01/08/13)



2012-13 OPPONENT TEAM LOWS

POINTS	54	GREEN BAY (02/23/13)
	56	EASTERN ILLINOIS (12/22/12)
	56	at Southern Illinois (01/30/13)
	56	at Indiana State (02/27/13)
	64	IPFW (12/08/12)
FIELD GOALS MADE	16	at Indiana State (02/27/13)
	19	EASTERN ILLINOIS (12/22/12)
	19	EVANSVILLE (01/16/13)
	19	at Southern Illinois (01/30/13)
FIELD GOAL ATTEMPTS	42	EASTERN ILLINOIS (12/22/12)
	46	at Indiana State (02/27/13)
FIELD GOAL PERCENTAGE	.328 (19-58)	EVANSVILLE (01/16/13)
	.339 (20-59)	GREEN BAY (02/23/13)
3 PT FIELD GOALS MADE	2	WILLIAM JEWELL (11/10/12)
	3	vs California (11/22/12)
3 PT FG ATTEMPTS	11	vs California (11/22/12)
	11	at Missouri State (01/27/13)
3 PT FG PERCENTAGE	.133 (2-15)	WILLIAM JEWELL (11/10/12)
	.200 (4-20)	GREEN BAY (02/23/13)
FREE THROWS MADE	7	WICHITA STATE (01/02/13)
	7	at Creighton (01/08/13)
FREE THROW ATTEMPTS	11	WICHITA STATE (01/02/13)
	11	UNI (02/16/13)
	11	GREEN BAY (02/23/13)
FREE THROW PERCENTAGE	.567 (17-30)	IPFW (12/08/12)
	.583 (7-12)	at Creighton (01/08/13)
REBOUNDS	25	EASTERN ILLINOIS (12/22/12)
	26	UNI (02/16/13)
ASSISTS	6	IPFW (12/08/12)
	9	WILLIAM JEWELL (11/10/12)
STEALS	2	vs Xavier (11/25/12)
	3	MISSOURI STATE (01/05/13)
	3	at Creighton (01/08/13)
BLOCKED SHOTS	0	vs Rice (11/23/12)
	1	vs Xavier (11/25/12)
	1	at Bradley (12/29/12)
	1	MISSOURI STATE (01/05/13)
TURNOVERS	7	MISSOURI STATE (01/05/13)
	7	at Evansville (02/10/13)
FOULS	10	UNI (02/16/13)
	13	at UNI (01/20/13)



2012-13 DRAKE INDIVIDUAL HIGHS

Points	27		Simons, Ben at Evansville (02/10/13)
	25		Simons, Ben vs William Jewell (11/10/12)
	23		Simons, Ben at Illinois State (01/12/13)
	23		Hines, Chris at Illinois State (01/12/13)
	21		Simons, Ben vs Indiana State (02/02/13)
	21		Hines, Chris vs Evansville (01/16/13)
	21		King, Joey vs Missouri State (01/05/13)
	21		King, Joey vs Xavier (11/25/12)
Field Goals Made	9		Simons, Ben at Evansville (02/10/13)
	9		Hines, Chris at Illinois State (01/12/13)
	9		Simons, Ben vs William Jewell (11/10/12)
Field Goal Att.	18		Simons, Ben at Bradley (12/29/12)
	17		Hines, Chris at Illinois State (01/12/13)
FG Pct (min 5 made)	1.000	(7-7)	Clarke, Jordan at Illinois State (01/12/13)
	.875	(7-8)	Mason, Micah vs Eastern Illinois (12/22/12)
3-Point FG Made	5		Simons, Ben at Evansville (02/10/13)
	5		Mason, Micah at Missouri State (01/27/13)
	5		Hines, Chris vs Evansville (01/16/13)
	5		King, Joey at Creighton (01/08/13)
	5		Mason, Micah vs Eastern Illinois (12/22/12)
	5		King, Joey vs Xavier (11/25/12)
	5		Simons, Ben vs William Jewell (11/10/12)
3-Point FG Att.	11		Simons, Ben vs North Carolina Central (12/19/12)
	10		Simons, Ben vs Xavier (11/25/12)
3-Pt FG Pct (min 3 made)	1.000	(4-4)	Carter, Richard vs William Jewell (11/10/12)
	1.000	(3-3)	Jeffers, Jeremy vs Creighton (01/23/13)
	1.000	(3-3)	Jeffers, Jeremy at Nevada (11/30/12)
	1.000	(3-3)	Mason, Micah vs William Jewell (11/10/12)
Free Throws Made	10		Clarke, Jordan vs Bradley (02/20/13)
	9		Carter, Richard at Wichita State (02/13/13)
Free Throw Att.	13		Clarke, Jordan at Nevada (11/30/12)
	13		Clarke, Jordan vs Rice (11/23/12)
FT Pct (min 5 made)	1.000	(6-6)	Simons, Ben vs Bradley (02/20/13)
	1.000	(6-6)	Hines, Chris vs Bradley (02/20/13)
	1.000	(6-6)	Carter, Richard vs Illinois State (02/06/13)
	1.000	(5-5)	Carter, Richard vs Iowa State (12/15/12)
Rebounds	18		Clarke, Jordan vs Rice (11/23/12)
	15		Clarke, Jordan vs Bradley (02/20/13)
Assists	8		Carter, Richard vs IPFW (12/08/12)
	7		Carter, Richard at Evansville (02/10/13)
Steals	5		Carter, Richard vs IPFW (12/08/12)
	4		Simons, Ben vs Saint Mary's (12/05/12)
Blocked Shots	4		VanDeest, Seth vs UNI (02/16/13)
	3		VanDeest, Seth at Indiana State (02/27/13)
	3		Simons, Ben vs Creighton (01/23/13)
	3		Clarke, Jordan vs Evansville (01/16/13)
	3		VanDeest, Seth vs Eastern Illinois (12/22/12)
	3		VanDeest, Seth vs IPFW (12/08/12)
Turnovers	6		Carter, Richard vs UNI (02/16/13)
	6		Babineaux, Kori vs William Jewell (11/10/12)
Fouls	5		Hines, Chris at Indiana State (02/27/13)
	5		Clarke, Jordan vs Bradley (02/20/13)
	5		VanDeest, Seth at Wichita State (02/13/13)



2012-13 OPPONENT INDIVIDUAL HIGHS

Points	33		Ryan, Colt at Evansville (02/10/13)
	31		Dellavedova, Matthew vs Saint Mary's (12/05/12)
	27		Gaines, Frank vs IPFW (12/08/12)
	26		Downing,Anthony at Missouri State (01/27/13)
Field Goals Made	26		ANDERSON, Doug at Detroit (11/17/12)
	11		Kidd,Stanton vs North Carolina Central (12/19/12)
	10		Downing,Anthony at Missouri State (01/27/13)
	10		Dellavedova, Matthew vs Saint Mary's (12/05/12)
Field Goal Att.	10		ANDERSON, Doug at Detroit (11/17/12)
	21		Ryan, Colt at Evansville (02/10/13)
	18		Brown,Tyler vs Illinois State (02/06/13)
FG Pct (min 5 made)	18		McDermott,Doug vs Creighton (01/23/13)
	.875	(7-8)	Koch, Jake at UNI (01/20/13)
	.833	(10-12)	ANDERSON, Doug at Detroit (11/17/12)
	.833	(5-6)	Orukpe, Ehimen vs Wichita State (01/02/13)
3-Point FG Made	.833	(5-6)	Waldow, Brad vs Saint Mary's (12/05/12)
	6		Wragge,Ethan at Creighton (01/08/13)
	5		Sonnen, Marc vs UNI (02/16/13)
	5		Allen,Bryant at Illinois State (01/12/13)
3-Point FG Att.	5		Ingram,Jeremy vs North Carolina Central (12/19/12)
	10		Sonnen, Marc vs UNI (02/16/13)
	10		Ingram,Jeremy vs North Carolina Central (12/19/12)
3-Pt FG Pct (min 3 made)	1.000	(3-3)	Early, Cleanthony vs Wichita State (01/02/13)
	1.000	(3-3)	ANDERSON, Doug at Detroit (11/17/12)
Free Throws Made	16		Ryan, Colt vs Evansville (01/16/13)
	14		Ryan, Colt at Evansville (02/10/13)
Free Throw Att.	16		Ryan, Colt vs Evansville (01/16/13)
	15		Ryan, Colt at Evansville (02/10/13)
	1.000	(16-16)	Ryan, Colt vs Evansville (01/16/13)
FT Pct (min 5 made)	1.000	(9-9)	Clyburn, Will vs Iowa State (12/15/12)
	1.000	(6-6)	Mays, Greg vs Green Bay (02/23/13)
	1.000	(6-6)	Anthony Downing vs Missouri State (01/05/13)
	1.000	(5-5)	Wilkins,John vs Illinois State (02/06/13)
	1.000	(5-5)	Buss, Nate at UNI (01/20/13)
	1.000	(5-5)	Kibiloski, Michael vs IPFW (12/08/12)
Rebounds	12		Carmichael,Jackie at Illinois State (01/12/13)
	11		Ejim, Melvin vs Iowa State (12/15/12)
Assists	9		VanVleet, Fred at Wichita State (02/13/13)
	9		Brown,Tyler vs Illinois State (02/06/13)
	9		Chatman,Austin at Creighton (01/08/13)
Steals	8		Simms-Edwards, D. at Bradley (12/29/12)
	7		Ryan, Colt at Evansville (02/10/13)
Blocked Shots	6		Mockevicius,Egidijus at Evansville (02/10/13)
	4		Early, Cleanthony at Wichita State (02/13/13)
	4		Carmichael,Jackie at Illinois State (01/12/13)
Turnovers	9		Dellavedova, Matthew vs Saint Mary's (12/05/12)
	6		Sykes, Keifer vs Green Bay (02/23/13)
	6		Mitchell, Deon vs UNI (02/16/13)
	6		Austin, Alex vs Eastern Illinois (12/22/12)
	6		Mccray, Isaiah vs IPFW (12/08/12)
	6		Gaines, Frank vs IPFW (12/08/12)
Fouls	5		Pickett, Tyshon vs Bradley (02/20/13)
	5		Egolf, Will vs Bradley (02/20/13)

2012-13 GAME-BY-GAME COMPARISON

Opponent	1st	2nd	Score	Mar	Total FG	FG Pct	3-Pointers	3FG Pct	Free Throws	FT Pct	Rebounds	Assist	T/Over	Block	Steal	Fouls
WILLIAM JEWELL	40/32	56/34	96-66	+30	33-59/21-60	.559/.350	15-24/2-15	.625/.133	15-24/22-27	.625/.815	34/36 (2)	19/9	17/14	3/3	5/6	24/20
Detroit	35/42	44/43	79-85	(6)	27-55/28-61	.491/.459	7-18/6-20	.389/.300	18-30/23-31	.600/.742	34/37 (3)	10/15	18/15	2/2	7/10	26/22
California	33/33	37/40	70-73	(3)	24-53/25-53	.453/.472	7-21/3-11	.333/.273	15-26/20-26	.577/.769	26/40 (14)	16/11	10/13	1/2	3/5	25/22
Rice	34/30	43/36	77-66	+11	24-52/22-53	.462/.415	11-25/9-24	.440/.375	18-26/13-14	.692/.929	36/28 +8	15/12	8/8	4/0	2/4	13/20
Xavier	30/26	40/48	70-74	(4)	24-64/23-51	.375/.451	11-28/5-15	.393/.333	11-13/23-29	.846/.793	32/40 (8)	16/13	12/13	3/1	6/2	23/15
Nevada	45/39	31/27	76-66	+10	25-56/21-51	.446/.412	9-20/6-20	.450/.300	17-28/18-23	.607/.783	36/30 +6	16/14	12/15	1/5	5/4	21/25
SAINT MARY'S	33/47	40/41	73-88	(15)	21-51/30-54	.412/.556	6-17/11-26	.353/.423	25-32/17-20	.781/.850	20/38 (18)	12/21	14/21	2/4	10/9	19/24
IPFW	39/29	35/35	74-64	+10	24-52/21-59	.462/.356	9-23/5-17	.391/.294	17-27/17-30	.630/.567	36/40 (4)	15/6	16/21	3/3	11/10	23/22
Iowa State	33/37	44/49	77-86	(9)	27-62/26-59	.435/.441	6-20/4-19	.300/.211	17-21/30-41	.810/.732	30/45 (15)	15/15	14/17	0/5	7/10	31/21
NORTH CAROLINA CENTRAL	41/37	31/32	72-69	+3	22-44/27-56	.500/.482	10-21/6-18	.476/.333	18-24/9-14	.750/.643	27/31 (4)	17/17	12/12	0/2	6/8	12/20
EASTERN ILLINOIS	33/26	41/30	74-56	+18	23-41/19-42	.561/.452	13-22/6-17	.591/.353	15-18/12-19	.833/.632	19/25 (6)	17/12	14/19	5/2	7/7	20/21
Bradley	27/29	30/38	57-67	(10)	20-59/23-55	.339/.418	5-27/6-13	.185/.462	12-17/15-25	.706/.600	46/34 +12	12/11	18/8	3/1	3/13	19/15
WICHITA STATE	32/34	31/41	63-75	(12)	23-52/28-60	.442/.467	7-25/12-25	.280/.480	10-14/7-11	.714/.636	33/34 (1)	7/14	19/12	2/3	5/13	14/15
MISSOURI STATE	26/36	39/41	65-77	(12)	23-55/25-49	.418/.510	6-21/8-18	.286/.444	13-16/19-28	.813/.679	29/33 (4)	9/11	10/7	2/1	1/3	24/16
Creighton	25/49	36/42	61-91	(30)	21-59/34-53	.356/.642	9-28/16-27	.321/.593	10-14/7-12	.714/.583	22/40 (18)	15/28	7/14	0/2	7/3	13/15
Illinois State	32/41	50/36	82-77	+5	28-59/28-65	.475/.431	10-24/7-20	.417/.350	16-23/14-19	.696/.737	38/36 +2	15/15	15/13	0/6	5/6	19/18
EVANSVILLE	39/38	44/31	83-69	+14	29-57/19-58	.509/.328	11-20/5-19	.550/.263	14-20/26-28	.700/.929	36/33 +3	16/13	16/16	4/4	8/6	20/16
UNI	22/37	33/48	55-85	(30)	21-59/30-50	.356/.600	6-23/7-18	.261/.389	7-9/18-20	.778/.900	26/34 (8)	10/13	16/14	1/6	7/9	19/13
CREIGHTON	44/28	30/41	74-69	+5	24-54/27-60	.444/.450	8-22/5-21	.364/.238	18-30/10-13	.600/.769	39/31 +8	13/13	14/9	5/4	4/9	15/21
Missouri State	28/29	44/49	72-78	(6)	27-59/27-48	.458/.563	11-28/6-11	.393/.545	7-14/18-27	.500/.667	29/33 (4)	14/11	9/10	0/4	2/4	21/16
Southern Illinois	34/28	27/28	61-56	+5	19-38/19-52	.500/.365	8-15/6-25	.533/.240	15-22/12-19	.682/.632	30/28 +2	8/13	20/12	1/2	6/9	22/19
INDIANA STATE	32/34	35/33	74-71	+3	28-57/27-57	.491/.474	8-16/4-17	.500/.235	10-14/13-16	.714/.813	31/30 +1	13/12	14/12	2/3	10/9	16/17
ILLINOIS STATE	51/40	35/54	86-94	(8)	28-59/28-58	.475/.483	12-28/6-18	.429/.333	18-23/32-36	.783/.889	32/35 (3)	17/20	16/11	1/4	4/10	23/21
Evansville	35/26	31/40	78-84	(6)	27-59/26-66	.458/.394	10-21/7-19	.476/.368	14-16/25-29	.875/.862	39/36 +3	15/22	19/7	4/6	5/12	25/15
Wichita State	16/30	40/41	56-71	(15)	17-49/23-56	.347/.411	8-23/9-23	.348/.391	14-18/16-24	.778/.667	29/45 (16)	9/15	16/15	1/9	7/9	22/18
UNI	32/33	32/38	64-71	(7)	27-52/24-50	.519/.480	7-21/13-26	.333/.500	3-4/10-11	.750/.909	27/26 +1	13/17	18/16	5/3	6/12	16/10
BRADLEY	29/31	41/39	92-84	+8	23-58/28-69	.397/.406	8-25/11-28	.320/.393	38-44/17-23	.864/.739	40/38 +2	12/14	13/12	2/2	5/10	21/30
GREEN BAY	37/35	34/19	71-54	+17	25-52/20-59	.481/.339	9-21/4-20	.429/.200	12-18/10-11	.667/.909	37/32 +5	13/12	12/12	0/4	8/7	14/15
Indiana State	27/21	40/35	67-56	+11	23-51/16-46	.451/.348	6-24/8-25	.250/.320	15-19/16-23	.789/.696	34/29 +5	16/13	9/11	4/2	6/6	21/18

Note: Game totals are displayed in the format TEAM/OPPONENT for each category