

DRAKE FOOTBALL 2012 GAME NOTES



PIONEER FOOTBALL LEAGUE CHAMPIONS: 2011, 2004, 2000, 1998, 1995

GAME 2 • SEPT. 8, 2012 • 6 P.M. • DES MOINES, IOWA • DRAKE STADIUM (14,557)



NR/NR DRAKE Bulldogs (1-0/0-0 PFL)

Head Coach: Chris Creighton (Kenyon, 1991)

Career Record: 126-38 (16th season), at Drake: 31-14 (5th season), vs. MSU: 0-1

VS.

4/4 MONTANA STATE Bobcats (1-0/0-0 Big Sky)

Head Coach: Rob Ash (Cornell [Iowa], 1973)

Career Record: 216-119-5 (33rd season), at MSU: 40-20 (6th season), vs. Drake: 1-0

#DUvsMSU



THE MATCHUP

Drake	vs.	Montana State
Des Moines, Iowa	Location	Bozeman, Mont.
1881	Founded	1893
5,348	Enrollment	13,500
Bulldogs	Nickname	Bobcats
Blue and White	Colors	Blue and Gold
Pioneer	Conference	Big Sky
1-0	Record	1-0
0-0	Conference Record	0-0
28.0	Points Per Game	33.0
154.0	Rushing Yards Per Game	214
271.0	Passing Yards Per Game	187
425.0	Total Yards Per Game	401
8.0	Points Allowed Per Game	6.0
91.0	Rushing Yards Allowed Per Game	100
150.0	Passing Yards Allowed Per Game	35
241.0	Total Yards Allowed Per Game	135
0	Interceptions	0
9/9.0	Sacks Per Game	2/2.0
4/2	Fumbles/Lost	2/1
65.0	Penalty Yard Average	55.0
42.0	Kickoff Return Average	31.5
11.6	Punt Return Average	14.2
58.3	Kickoff Average	64.3
31.0	Punt Average	39.7
58.3	Net Kickoff Average	43.2
31.0	Net Punt Average	37.0
28:54	Time of Possession	28:34
47.0/7-15	Third Down Percentage	64.7/11-17
0.0/0-2	Fourth Down Percentage	33.3/1-3
4	Touchdowns	5
0/1	Field Goals/Attempts	0/6
100/3-3	Red Zone Percentage	83.3/5-6

GAME INFORMATION

Date	Saturday, Sept. 8, 2012
Kickoff	6 p.m. CDT
Site	Des Moines, Iowa
Stadium	Drake Stadium (14,557)

Radio	KRNT 1350 AM
Live Stats/Audio	www.GoDrakeBulldogs.com
Live Video	www.GoDrakeBulldogs.com
Twitter Updates	@DUBulldogs
Tonight's Game Hashtag	#DUvsMSU

Series	MSU leads, 1-0
In Des Moines	First Meeting
In Bozeman	MSU leads, 1-0
First Meeting	Sept. 18, 2010 - L, 48-21
Last Meeting	Sept. 18, 2010 - L, 48-21
Streak	MSU, 1
Last Drake Win	NA

COACHING STAFF

Head Coach	Chris Creighton
Overall Record	126-38 (16th season)
Record at Drake	31-14 (5th season)
Asst. HC/OL/Special Teams	Rick Fox
Defensive Coordinator	Brad McCaslin
Cornerbacks	Kahlil Carter
Running Backs	Bill Charles
Recruiting Coord./Def. Backs	Todd Frakes
Receivers	Jeff Martin
Tight Ends/J-Backs	Mark Nicolet
Defensive Line	George Sypniewski
Defensive Line	Dain Taylor
Student Assistant	Tyler Mosier

LAST GAME

DRAKE	
vs. Grand View	W, 28-8
Total Offense	425 yards
Rushing	154 yards
Passing	271 yards

Total Offense Allowed	241 yards
Rushing Allowed	91 yards
Passing Allowed	150 yards

Rushing Leaders	
Gary Scott	17 carries, 107 yards, 1 TD
T.J. James	11 carries, 60 yards

Passing Leaders	
Mike Piatkowski	25-of-41, 271 yards, 2 TD

Receiving Leaders	
Nick Rosa	4 catches, 68 yards, 1 TD
Kevin Marshall	6 catches, 63 yards

Defensive Leaders	
Bob Quilico, Jr.	11 tackles/8 solo
Matt Acree	9 tackles/4 TFL/2 sacks/1 block
Tyler Moorehead	8 tackles/3 sacks

THE GAME

• Drake University football remains at home for its second game of the season when it hosts No. 4/4 Montana State at 6 p.m., inside venerable Drake Stadium.

• The game marks the return of Rob Ash to Des Moines. The current Montana State coach spent 18 seasons roaming the sidelines at Drake from 1989-2006 as the Bulldogs' head coach. The winningest coach in Drake history, his teams went 125-63-2 and won four Pioneer Football League titles. Since taking over at Montana State, he has guided the Bobcats to a 40-20 record and back-to-back shared Big Sky Conference titles.

• The two teams have met once before when Drake traveled to Bobcat Stadium on Sept. 18, 2010. MSU won that meeting by a 48-21 margin.

• In last Thursday's season opener, Drake defeated Grand View, 28-8, at Drake Stadium while the Bobcats defeated Division II power Chadron State, 33-6, in Bozeman, Mont.




• In Thursday's opener, Drake quarterback and 2011 PFL Offensive Player of the Year Mike Piatkowski threw for 271 yards to push him over 7,000 career passing yards. He is one of just eight active FCS passers that have thrown for more than 7,000 yards in their careers.

• In his competitive debut at Drake, redshirt-freshman running back Gary Scott, Jr. rushed for 107 yards on 17 carries with a two-yard touchdown run in the first quarter.

• Montana State limited Chadron State to just 135 total yards in its season opener and only 35 yards passing. The Bobcats were paced offensively by Cody Kirk with 91 yards rushing and quarterback DeNarius McGhee's 176 yards passing with four touchdowns.

• Saturday's game will be Drake's 10th against a current member of the Big Sky Conference. DU is 7-2 in the previous contests.

2012 SCHEDULE/RESULTS

	Aug. 30	GRAND VIEW	W, 28-8
		Drake scored 14 fourth-quarter points and racked up 425 yards of offense in the season opener. The defense recorded nine sacks and 12 TFL.	
	Sept. 8	No. 4/4 MONTANA STATE	6 p.m.
		Des Moines, Iowa Drake Stadium (14,557) MSU leads 1-0	
	Sept. 15	at Indiana State	1 p.m.
		Terre Haute, Ind. Memorial Stadium (12,764) ISU leads 8-2	
	Sept. 22	MOREHEAD STATE	1 p.m.
		Des Moines, Iowa Drake Stadium (14,557) DU leads 5-2	
	Sept. 29	at Campbell	5 p.m.
		Buies Creek, N.C. Barker-Lane Stadium (5,000) DU leads 4-0	
	Oct. 6	SAN DIEGO	12:30 p.m.
		Des Moines, Iowa Drake Stadium (14,557) DU leads 10-9	
	Oct. 13	at Valparaiso	Noon
		Valparaiso, Ind. Brown Field (5,000) DU leads 16-3	
	Oct. 20	MARIST	1 p.m.
		Des Moines, Iowa Drake Stadium (14,557) MSU leads 3-0	
	Nov. 3	at Dayton	Noon
		Dayton, Ohio Welcome Stadium (11,000) Dayton leads 23-5	
	Nov. 10	BUTLER	1 p.m.
		Des Moines, Iowa Drake Stadium (14,557) DU leads 14-6-1	
	Nov. 17	at Jacksonville	Noon
		Jacksonville, Fla. D.B. Milne Field (5,000) DU leads 9-2	

TWEET IT OUT ... #DUvsMSU

Pregame notes in 140 characters or less. Click on each note to send directly from Twitter @DUBulldogs lead the FCS in sacks with nine. T. Moorehead and M. Acree rank 1st and 2nd

The @DUBulldogs are 7-2 all-time against current members of @BigSkyConf #DUvsMSU

@msubobcats head coach Rob Ash coached 18 seasons for @DUBulldogs where he won 125 games #DUvsMSU

QB M. Piatkowski has surpassed 7,000 career passing yds. He needs 671 yds to become the @DUBulldogs all-time leader

Current @DUBulldogs Mike Piatkowski and Dan Hohenstein connected on a 10yd TD pass in the first #DUvsMSU game in 2010

WEEKLY MEDIA PLANNER

3	MONDAY	4	TUESDAY	5	WEDNESDAY	6	THURSDAY	7	FRIDAY	8	SATURDAY	9	SUNDAY
Coach Creighton No availability Student-Athletes Feature availability if requested in advance		Coach Creighton Available at approximately 3:20 p.m. prior to the start of practice. Phone interviews with out of town media following practice. Student-Athletes Available at approximately 3:15 p.m. prior to the start of practice.		Coach Creighton No availability unless requested in advance. Student-Athletes Available at approximately 3:15 p.m. prior to the start of practice.		Coach Creighton Available at approximately 3:20 p.m. prior to the start of practice. Student-Athletes No availability.		Coach Creighton No availability. Student-Athletes No availability.		Gameday Drake vs. MSU 6 p.m. Postgame Coach Creighton and requested players will be available on the field following the team's post-game meeting.		Coach Creighton No availability. Student-Athletes No availability.	

COVERING THE BULLDOGS

Interviews

All interviews with Drake football coaches and student-athletes must be coordinated through the athletic communications office.

To arrange interviews with student-athletes and coaches please contact Ty Patton (ty.patton@drake.edu) at least one day in advance. Availability will typically be prior to the start of practice on the days indicated above.

Credentials

Submit credential requests for home games to Ty Patton (ty.patton@drake.edu) at least two days in advance of a game.

Notes/Stats

Pregame notes and updated stats are available at www.GoDrakeBulldogs.com the week of each game. Stats will be distributed to members of the working press following each quarter on game-day. A full stat packet will also be distributed and disseminated electronically. To receive notes and stats via e-mail, please contact Ty Patton (ty.patton@drake.edu).

Radio/Video/Live Stats

All Drake games will be aired live on radio via 1350-AM KNRT with Chuck Reed handling play-by-play duties. Live video and stats of all home games and select road games will be available at www.GoDrakeBulldogs.com.

DRAKE ATHLETIC COMMUNICATIONS

Asst. AD/Communications	Ty Patton
E-Mail	ty.patton@drake.edu
Office	515-271-3014
Twitter	@TyPatton_Drake

Assistant Director	Sean Palchick
E-Mail	sean.palchick@drake.edu

Assistant Director	John Meyer
E-Mail	john.meyer@drake.edu

Student Assistants	Trygve Jensen Jeffrey Donley
---------------------------	---------------------------------

HEAD COACH CHRIS CREIGHTON (@COACH_CREIGHTON)



Fifth Season
 Kenyon College, 1991

Career Record
 126-38/16th season

Record at Drake
 31-14/5th season

Year-By-Year Coaching Record

1997	Ottawa	9-2	NAIA playoffs, Conference title
1998	Ottawa	8-2	
1999	Ottawa	6-3	
2000	Ottawa	9-2	NAIA playoffs Conference title
2001	Wabash	8-2	
2002	Wabash	12-1	NCAA Div. III playoffs Conference title
2003	Wabash	7-3	
2004	Wabash	6-4	
2005	Wabash	11-1	NCAA Div. III playoffs Conference title
2006	Wabash	8-2	Conference title
2007	Wabash	11-2	NCAA Div. III playoffs Conference title
2008	Drake	6-5	
2009	Drake	8-3	
2010	Drake	7-4	
2011	Drake	9-2	Conference title (tie)

Career Records

Overall	125-38 (.767)
at Drake	31-14 (.689)
<i>Highest winning percentage in school history</i>	
at Wabash	63-15 (.807)
at Ottawa (Kansas)	32-9 (.780)

Coaching Experience

2008-present	Head Coach Drake University
2001-2007	Head Coach Wabash College
1997-2000	Head Coach Ottawa (Kan.) University
1993-96	Offensive Coordinator Manchester (Ind.) College
1993	Head Coach and Quarterback Limhamn Griffins - Malmo, Sweden
1991-92	Offensive Coordinator Concordia (Ill.) College



Scan with your mobile device or tablet to view Creighton's full bio online

CREIGHTON VS. OPPONENTS AT DRAKE

Opponent	W-L	Last Game
Butler	2-2	2011
Campbell	4-0	2011
Davidson	3-0	2010
Dayton	1-3	2011
Grand View	3-0	2011
Indiana State	First Meeting	
Jacksonville	2-2	2011
Lehigh	0-2	2010
Marist	3-0	2011
Missouri S&T	3-0	2011
Montana State	0-1	2010
Morehead State	2-0	2011
North Dakota	0-1	2011
San Diego	2-2	2011
South Dakota	0-1	2009
Upper Iowa	1-0	2008
Valparaiso	4-0	2011
William Penn	1-0	2008
Totals	31-14	

Italic denotes PFL opponent

PIONEER FOOTBALL LEAGUE

2012 STANDINGS

Team	Conference			Overall		
	W	L	Pct.	W	L	Pct.
Drake	0	0	.000	1	0	1.000
Marist	0	0	.000	1	0	1.000
Morehead St.	0	0	.000	1	0	1.000
Butler	0	0	.000	0	1	.000
Campbell	0	0	.000	0	1	.000
Davidson	0	0	.000	0	1	.000
Dayton	0	0	.000	0	1	.000
Jacksonville	0	0	.000	0	1	.000
San Diego	0	0	.000	0	1	.000
Valparaiso	0	0	.000	0	1	.000

THIS WEEK'S SCHEDULE

Saturday, Sept. 8

Dayton at Duquesne	11 a.m.
Jacksonville at Charleston Southern	12:30 p.m.
Valparaiso at Youngstown State	3 p.m.
Franklin at Butler	5 p.m.
Morehead State at Eastern Kentucky	5 p.m.
Virginia-Wise at Campbell	5 p.m.
Bucknell at Marist	5 p.m.
Davidson at Lenoir-Rhyne	6 p.m.
Montana State at Drake	6 p.m.
Western New Mexico at San Diego	8 p.m.

PLAYERS OF THE WEEK

Offensive Player of the Week

S01	Zach Lewis, Morehead State
S08	
S15	
S22	
S29	
O06	
O13	
O20	
O27	
N03	
N10	
N17	

Defensive Players of the Week

S01	Sean Grady, Butler
S08	
S15	
S22	
S29	
O06	
O13	
O20	
O27	
N03	
N10	
N17	

Special Teams Player of the Week

S01	Gary Hunter, Dayton
S08	
S15	
S22	
S29	
O06	
O13	
O20	
O27	
N03	
N10	
N17	

A WIN WOULD ...

- Make Drake 2-0 to open the season for the first time since 2009.
- Be Drake's 12th straight win home win and mark the program's longest home win streak.
- Even the series against Montana State at 1-1 and make Drake 8-2 all-time against current members of the Big Sky.
- Be Chris Creighton's 32nd win at Drake and 127th career win.
- Be the program's 574th all-time victory.

A LOSS WOULD ...

- Be Drake's first home loss since Sept. 4, 2010 against Lehigh.
- Make Drake 0-2 against Montana State and 7-3 against current members of the Big Sky.
- Make Drake 1-1 to open the season for the fourth time under Chris Creighton.
- Be just the fourth home loss Drake has suffered under Chris Creighton.

SCOTT BECOMES THE PFL'S FIRST 100-YARD RUSHER IN 2012

- Redshirt freshman Gary Scott, Jr., made quite the debut on Thursday with 107 yards on 17 carries and a 2-yard touchdown run.
- Of his 17 carries, seven resulted in either a first down or a touchdown.
- He also added one catch out of the backfield for 11 yards.

PIATKOWSKI CLIMBING CAREER CHARTS

- Senior quarterback Mike Piatkowski threw for 271 yards in the win over Grand View to give him 7,198 career yards and push him over the 7,000-yard plateau.
- He is only the second Drake quarterback to accomplish this feat and the ninth in PFL history.
- He is one of eight active quarterback in FCS with 7,000 or more career yards.
- He is currently eighth in career passing in PFL history and needs 671 yards to become Drake's all-time leader.
- He also has a 62.2 career completion percentage (620-of-996), the best in school history. His 62.8 percentage in 2009 (203-of-323) is the best single-season figure ever by a Bulldog, and he completed 65.3 percent of his passes in 2011 (231-of-354).
- The school record-holder in completions (620), he also needs just 12 touchdown passes to become No. 1 in that category as well (Vandever, 67; 1999-2002). Last year he threw 25, second-most in a season in school history.
- Below is where Piatkowski ranks in the Drake record book in passing yardage.

Drake Career Passing leaders

1.	7,868	Ira Vandever	1999-2002
2.	6,927	Mike Piatkowski	2009-present
3.	6,525	Connor Jostes	2002-05
4.	4,795	Gary Yagelski	1979-82
5.	4,677	Ron Royer	1963-66

BULLDOGS LEAD THE NATION IN SACKS

- Drake's defense continually disrupted Grand View's offense by getting into the backfield with 12 tackles for loss in the 28-8 win on Thursday.
- Of those 12, nine were sacks, the most in a game by a PFL program this season and the most by any Division I program in the nation this season.

- Six of the nine sacks came on either third or fourth downs to end Grand View drives.
- Tyler Moorehead had three sacks for a loss of 18 yards while Matt Acree had a pair and four total TFL.
- That pair ranks first and second, respectively in sacks at the FCS level this season.

STAFF TAKES ON NEW LOOK


- Drake's defensive coaching staff takes on a new look in 2012, including a new coordinator in Brad McCaslin, formerly the defensive coordinator and associate head coach at Nebraska-Omaha, where he coached for 14 seasons.
- Also new to the coaching staff is defensive backs coach/recruiting coordinator Todd Frakes, an 11-year coaching veteran who spent nine seasons on the staff at Centre College in Danville, Ky; defensive line coach Dain Taylor, the former Drake star who was an All-American in 2010; and cornerbacks coach Kahlil Carter, who played 11 seasons in the Arena Football League, Canadian Football League and NFL Europe.

DRAKE CAPTAINS

Drake's players voted during the summer to select team captains and chose fifth-year seniors Avery Fuhs, Tyler Moorehead and Mike Piatkowski to serve in that role. Click on the head shot or scan the QR code to view their full online bio.



Avery Fuhs
Senior
Offensive Line
6-4 • 311
Chariton, Iowa
Chariton



Tyler Moorehead
Senior
Linebacker
6-1 • 233
Mason City, Iowa
Newman Catholic



Mike Piatkowski
Senior
Quarterback
6-1 • 185
Wheaton, Ill.
Warrenville South



DRAKE PICKED SECOND IN PFL POLL

- Drake was picked to finish second in the 2012 preseason Pioneer Football League Coaches' Poll behind the team with which they tied for the conference title a year ago, the San Diego Toreros.
- The Bulldogs received one first-place vote. San Diego received eight of a possible nine first place votes and 79 of 81 possible points as coaches were not allowed to vote for their own team in the poll.
- Both the Toreros and Bulldogs finished the 2011 campaign with identical 7-1 records, San Diego winning the regular-season meeting between the two teams.
- The squads will meet again this season with Drake hosting San Diego in an Oct. 6 contest at Drake Stadium.
- Jacksonville was picked to finish third with 65 points. Dayton picked up the remaining first-place vote and 56 total points to finish fourth in the preseason poll. Campbell rounded out the poll's top half with 45 points for fifth place.
- Marist (6th, 42 points), Butler (7th, 34), Morehead State (8th, 27), Davidson (9th, 20) and Valparaiso (10th, 11) rounded out the PFL Preseason Poll.

BULLDOGS LAND FIVE PLAYERS ON PRESEASON ALL-PFL TEAM

- Five Drake Bulldogs earned positions on the 2012 preseason All-Pioneer Football League team.
- Defensive end Brandon Coleman, tight end Kevin Marshall, linebackers Travis Merritt and Tyler Moorehead and quarterback Mike Piatkowski.
- Piatkowski and Moorehead were first-team All-PFL performers on Drake's conference co-champion squad in 2011, while Coleman was a second-team choice and Marshall earned honorable mention.
- Piatkowski is the reigning PFL Offensive Player of the Year and Merritt was Freshman Defensive Player of the Year.
- Coleman, a senior from Cary, Ill. (Cary-Grove) is coming off a stellar junior season in which he recorded a team-high 12.0 sacks (-76) and led all Bulldog defensive linemen with 51 tackles (31 solo) in his first year as a starter. Coleman ranked fourth in the PFL and 10th in the nation (FCS) in sacks, and added 16.5 tackles for loss.
- Marshall, a senior from Glen Ellyn, Ill. (Glenbard South) had a breakout season in 2011, in his second season of eligibility. He caught a career-high 33 passes to rank fourth on the team and totaled 280 receiving yards (8.5) and three touchdowns in his first year as a full-time starter.
- Merritt, a redshirt-sophomore from Johnston, Iowa (Johnston), ranked second on the team in tackles last year with 66 (38 solo), as well as one forced fumble and one fumble recovery in his first year as a starter. He also earned second-team Academic All-PFL honors.
- Moorehead, a fifth-year senior from Mason City, Iowa (Newman Catholic), is a 2012 co-captain for Drake, who has earned first-team All-Pioneer Football League honors each of the past two seasons, and was a first-team Capital One Academic All-District choice in 2011. Moorehead has led the Bulldogs in tackles each of the past two seasons. Last year he recorded 78 stops (55 solo), including 10.5 sacks (-87) and 21.0 tackles for loss (-109), along with two interceptions, three forced fumbles, two pass breakups and two blocked kicks. Moorehead has started all 33 games in his career and recorded 218 tackles (150 solo), including 14.5 sacks and 40.0 tackles for loss.
- Piatkowski, a co-captain and fifth-year senior from Wheaton, Ill. (Warrenville South), enters his final season as the Bulldogs' signal-caller within reach of most of the school's career passing records.

AT HOME IN DRAKE STADIUM

- Drake has won a program-record 11 home games in a row and is 21-3 at Drake Stadium since Chris Creighton became head coach in 2008.
- The Bulldogs last home winning streak of 10 or more games came from 1995-97.
- Under Creighton, Drake is 14-2 in PFL home games, including winning each of its last eight conference games at Drake Stadium.

BULLDOGS AMONG THE BEST

- Drake ranks 20th in overall victories (573) among the 123 schools that make up the Division I Football Championships Subdivision (FCS).
- This week's game will be the 1,088th in 119 years of football for the school, dating back to the initial campaign in 1893.
- The Bulldogs' all-time record is 573-485-29 (.539).

2012 PRESEASON NOTES

- The 2012 Bulldogs will seek to win back-to-back Pioneer Football League championships for the first time. Drake's previous titles came in 1995, '98, 2000 (co-champions) and '04.
- Five Bulldogs who earned All-PFL recognition last year return in 2012, including first-team All-PFL quarterback and Offensive Player of the Year Mike Piatkowski and Freshman Defensive Player of the Year linebacker Travis Merritt (Johnston, Iowa/Johnston). Also back are two-time first-team All-PFL linebacker Tyler Moorehead, second-team defensive end Brandon Coleman (Cary, Ill./Cary-Grove) and honorable mention tight end Kevin Marshall (Glen Ellyn, Ill. (Glenbard South).
- Coleman, Marshall, Moorehead and Piatkowski also have been named to the College Football Performance Awards preseason Watch List at their positions.
- Though the Bulldogs lost 52 percent of their pass-catching targets from 2011, they return the QB who threw 97 percent of those pass completions.
- Tight end Kevin Marshall has earned 2012 preseason Watch List status from the College Football Performance Awards after emerging as a new favorite target of Piatkowski's in 2011. He caught a career-high 33 passes for 280 yards (8.5) and three touchdowns to earn honorable mention All-PFL honors last year.
- Four Bulldogs who earned Academic All-PFL accolades in 2011 return this season, including one first-teamer (Moorehead) and three second-teamers (Fuhs, Coleman and Merritt).
- Each of the top three tacklers, and four of the top five, return in 2012 from a defensive unit that ranked No. 2 in the FCS (No. 1 PFL) in rushing yards allowed (77.2) and No. 7 (No. 1 PFL) in points allowed (17.8). The four are: Moorehead (78 tackles), Merritt (66), Michael Ratelle (63) and Coleman (51).
- In addition, a defense that led the PFL and ranked No. 13 in the FCS in tackles for loss returns the top three players in that category, in Moorehead (21.) Coleman (16.5) and Anthony Gianaras (Mundelein, Ill./Mundelein) (9.5), and the personnel who recorded 61.0 of the team's 85.0 TFLs.
- The Bulldogs were one of the nation's top defenses in quarterback sacks (5th FCS, 3rd PFL), and return the top three players in that category, including Coleman (12.0; 10th FCS), Moorehead (10.0) and Gianaras (5.0). Overall, players who accounted for 30.5 of Drake's 39 sacks in 2011 are back in 2012.

RADIO/TV

- The game will be broadcast on KRNT 1350 AM with Chuck Reed handling the play-by-play. Fans also can listen to the game free via the web at www.GoDrakeBulldogs.com, or purchase a subscription for video.

TICKETS

Fans may purchase tickets to Saturday's game by calling the Drake Ticket Office at 515-271-DOGS (3647), or going online to www.GoDrakeBulldogs.com.

PREGAME TAILGATE

- All fans are invited to enjoy the pregame tailgate activities at Drake Stadium. The tailgate will open in the west lots of the stadium at 4 p.m. Saturday.
- A variety of activities and a Kids Zone provide fun for the whole family. A limited number of reserved parking passes are available; to request a pass call (515) 271-4003.
 - All other parking is on a first-come, first-served basis, so arrive early.
 - Charcoal grills and glass containers are prohibited.

UP NEXT

- The Bulldogs hit the road for the first time this season on Sept. 15 when they travel to Indiana State.
- The two programs meet for the first time since the 1985 season.
- It will be the 11th meeting between the two with ISU winning eight of the previous 10 games.
- Drake's last win against ISU came on Sept. 12, 1981, by a 17-14 margin in Des Moines, Iowa.
- It will be Chris Creighton's first game against the Sycamores.
- In its season opener, ISU fell at Indiana, 24-17. The squad hosts Quincy this weekend.

THE SERIES VS. MONTANA STATE

Series	MSU leads, 1-0	Series Results
In Des Moines	First Meeting	Year Date Site Result
In Bozeman	MSU leads, 1-0	2010 Sept. 18 Bozeman, Mont. L, 48-21
First Meeting	Sept. 18, 2010 - L, 48-21	
Last Meeting	Sept. 18, 2010 - L, 48-21	
Streak	MSU, 1	
Last Drake Win	NA	
Most Drake Points	21, 2010	
Most MSU Points	48, 2010	
Fewest Drake Points	21, 2010	
Fewest MSU Points	48, 2010	
Largest Drake Margin of Victory	NA	
Largest MSU Margin of Victory	27, 2010	
Longest Drake Winning Streak	NA	
Longest MSU Winning Streak	1, 2010-	

THE LAST MEETING

No. 22 ranked Montana State scored 30 straight points to break away from a 9-7 second-quarter lead en route to a 48-21 victory past Drake Saturday.

The Bulldogs, who fell to 1-2, gave Montana State all it could handle coming out of the starting gate.

Drake forced Montana State into three turnovers but had to play the second half without the services of junior starting quarterback Michael Piatkowski who suffered a concussion.

Drake's defense limited Montana State to two field goals after the Bobcats had penetrated inside the red zone twice in the first half.

Meanwhile, Drake marched inside the Montana State 20 yardline three times in the first half, but only came away with one touchdown.

Drake, which had 10 more offensive plays than Montana State (82-72) collected 286 yards total offense.

After a 32-yard field goal by Jason Cunningham gave Montana State a 6-0 lead with 8:23 left in the first quarter, Drake had a time-consuming 15-play drive marching from its own 20 yardline down to the Bobcats' three-yardline.

But the Bulldogs couldn't convert on a first and goal situation at the three-yardline when Piatkowski had a pass intercepted on second down by cornerback Arnold Briggs in the Montana State endzone.

Drake relied on a special team play to score their first touchdown. Long snapper Stoy Hall recovered a fumble on the ensuing punt at the Montana State 41 yardline with 9:17 left in the second quarter.

The Bulldogs needed just four plays to score. Slotback Pat Cashmore got the drive started by catching a 17-yard pass from Piatkowski on first down and then rambled 12 yards for another first down.

Despite double-team coverage, freshman tight end Dan Hohenstein caught a 10-yard touchdown pass from Piatkowski with 7:56 left in the second quarter, pulling Drake within 9-7.

Piatkowski substituted his injury on Drake's next series after completing a 15-yard pass to Nick Rosa.

Montana State nose tackle Jason D'Alba was guilty of a roughing the passer penalty that sent Piatkowski to the sidelines.

Sophomore reserve quarterback Cody Seeger, playing his first college game, was able to march Drake to the Montana State seven yardline. But, Billy Janssen then had a 24-yard field goal sail wide left.

Seeger did engineer Drake to consecutive touchdowns in the third quarter.

Cashmore had a six-yard scoring burst to cap a 14-play, 76-yard scoring drive with 4:44 left.

Montana State then fumbled on its next possession with Drake recovering. Seeger then had an eight-yard touchdown run to with 3:14 remaining in the third quarter.

THE LAST TIME IT HAPPENED

Last time Drake played an overtime game

at Drake 28, Grand View 21 (one overtime), Sept. 10, 2011

Last time Drake played an overtime game on road

Valparaiso 51, Drake 45, (one overtime), Oct. 25, 2003

Last shutout by Drake

50-0 vs. Valparaiso, Oct. 22, 2011

Last shutout by Drake at home

50-0 vs. Valparaiso, Oct. 22, 2011

Last time Drake shut out

16-0 at North Dakota, Sept. 1, 2011

Last time Drake shut out at home

37-0 by San Diego, Oct. 21, 2006

Last Drake kickoff return for touchdown

90 yards, Augustine Agyei vs. Waldorf, Sept. 8, 2007

Last Drake punt return for a touchdown

49 yards, Mike Lahart vs. Marist, Oct. 2, 2010

Last time Drake blocked a punt for a touchdown

35 yards, John Hugunin vs. Grand View, Aug. 30, 2012

Last time Drake blocked a punt for a safety

Mike Bialas vs. Butler, Oct. 6, 2007

Last Drake pass interception for a touchdown

65 yards, Jake Underwood vs. Valparaiso, Oct. 22, 2011

Last Drake fumble return for a touchdown

22 yards, Mike Piatkowski vs. Davidson, Oct. 23, 2010

Last Drake player to rush for 100 yards

107 yards (17 carries), Gary Scott, Jr. vs. Grand View, Aug. 30, 2012

Two Drake players 100+ rush yards same game

101 yards (19 carries), Willie Cashmore;
216 yards in (27 carries), Scott Phaydavong
vs. Jacksonville, Nov. 10, 2006

Last Drake player to have 100 or more yards receiving

163 yards (5 receptions, 2 TDs),
Nathan Paddock at Morehead State, Oct. 8, 2011

Last Drake player to pass for more than 300 yards

310 yards, Mike Piatkowski at Morehead State, Oct. 8, 2011

Last Drake player to rush for three touchdowns

3, Scott Phaydavong vs. Valparaiso Sept. 29, 2007

Last Drake player to catch three touchdowns

3, Jason Jones vs. Jacksonville, Oct. 4, 2003

Last Drake player to pass for four touchdowns

4, Mike Piatkowski vs. Dayton, Nov. 12, 2011

Last Drake player to pass for five touchdowns

5, Connor Jostes vs. Upper Iowa, Nov. 6, 2004

Last Drake player to score three touchdowns

3, Scott Phaydavong vs. Valparaiso, Sept. 29, 2007

Last Drake player to make four field goals

4, Billy Janssen at Morehead State, Oct. 8, 2011

VS. MONTANA STATE DEPTH CHART

OFFENSE

SPLIT END

17	NICK ROSA	6-0	161	SR.
27	Grahm Butler	6-2	184	So.

FLANKER

3	JOEY ORLANDO	5-10	194	SR.
8	Jacob Dines	5-8	163	Jr.

LEFT TACKLE

56	MATT PURDOM	6-5	302	SR.
55	Paddy O'Connell	6-3	255	5-Sr.

LEFT GUARD

73	ZACH BOSCH	6-5	310	SR.
75	Aaron Johnson	6-5	280	So.

CENTER

74	TROY WHITMER	6-2	284	JR.
79	John McMahon	6-3	265	So.

RIGHT GUARD

70	AVERY FUHS	6-4	311	5-SR.
63	Eric Pachter	6-3	320	So.

RIGHT TACKLE

72	VINCE ISRAEL	6-6	285	SR.
59	Jack Beck	6-4	290	So.

TIGHT END

16	KEVIN MARSHALL	6-4	247	SR.
88	Dan Hohenstein	6-6	247	Jr.

QUARTERBACK

2	MIKE PIATKOWSKI	6-1	188	5-SR.
15	Andy Rice	6-3	208	So.

J-BACK

1	MICHAEL HUDSON	6-3	212	SO.
10	Jacob Schmudlach	6-2	229	Jr.

S-BACK

5	T.J. JAMES	6-0	180	JR.
28	Gary Scott, Jr.	5-9	185	So.

SPECIALISTS

KICKER

99	SPENCER LEE	6-1	186	SO
24	Cam Bohnert	6-0	185	Fr.

PUNTER

19	JEREMY STEIN	6-2	185	JR.
99	Spencer Lee	6-1	186	So

LONG SNAPPER

16	KEVIN MARSHALL	6-4	247	SR.
55	Paddy O'Connell	6-3	255	5-Sr.

OFFENSE

DEFENSIVE END

91	BRANDON COLEMAN	6-3	266	SR.
35	Kolby Knuth	6-3	227	Jr.

NOSE GUARD

93	BRETT PARK	6-3	283	SR.
96	Ryan Larson	6-4	277	Jr.

DEFENSIVE TACKLE

94	MATT ACREE	6-2	284	JR.
48	Nick Underwood	5-11	270	Jr.

DEFENSIVE END

92	ANTHONY GIANARAS	6-3	246	5-SR.
46	Naser Hannon	6-0	226	Sr.

ROVER

44	TYLER MOOREHEAD	6-1	233	5-SR.
54	Mike Cardamone	6-2	205	So.

MIKE

53	TRAVIS MERRITT	6-0	223	JR.
51	Seth Hedman	6-4	223	Sr.

BUCK

30	JOHN HUGUNIN	5-11	216	SO.
33	Alex Thompson	6-1	231	So.

CORNERBACK

34	JOHN BLOSS	6-0	173	SO.
22	Brad Duwe	6-0	183	So.

WHIP

26	BOB QUILICO, JR.	6-0	195	SO.
11	Jake Underwood	6-1	196	Sr.

FREE SAFETY

21	MIKE RATELLE	6-1	197	SR.
6	Matt Buckley	6-0	191	5-Sr.

CORNERBACK

2	DEREK TEMPLE	5-10	180	JR.
10	Drew Ormseth	5-10	180	So.

HOLDER

2	MIKE PIATKOWSKI	6-1	188	5-SR.
19	Jeremy Stein	6-2	185	Jr.

PUNT RETURNER

8	JACOB DINES	5-8	163	JR.
10	Drew Ormseth	5-10	180	So.

KICK RETURNER

5	T.J. JAMES	6-0	180	JR.
10	Drew Ormseth	5-10	180	So.

GAME 1 • AUG. 30, 2012 • DRAKE STADIUM • DES MOINES, IOWA

GRAND VIEW 8 DRAKE 28

SCORING	1	2	3	4	F
Grand View	6	2	0	0	8
Drake	14	0	0	14	28

Attendance: 4,158

DES MOINES, Iowa - The Drake football team trailed early but settled in to defeat Grand View 28-8 Thursday night in front of a crowd of 4,158 in their season opener at Drake Stadium.

After going down a touchdown after a mis-played punt return, the Bulldogs took the lead when Mike Piatkowski (Wheaton, Ill.) floated a one-yard pass to wideout Nick Rosa (Owasso, Okla.). Spencer Lee (Johnston, Iowa) converted the extra point to give the Bulldogs a 7-6 lead.

The Vikings opened the scoring on the night when Neko Graf (Rascine, Wis.) fumbled a punt and the ball was recovered at the Bulldogs 10 yard line. Darius White then carried the ball in on a sweep. Grand View failed to convert the extra point however.

On the ensuing kickoff Mike Ratelle (Edina, Minn.) brought the ball to the Drake 47 to start the drive. The Bulldogs marched down the field on impressive runs from sophomore Gary Scott, Jr. (Forsyth, Ill.) and were capped with the Piatkowski to Rosa connection.

Piatkowski, the 2011 Pioneer Football League Offensive Player of the Year, went 25-41 on the night for 271 yards. He threw two touchdowns and one interception. Rosa led Drake with 68 yards on four catches. Michael Hudson (Urbandale, Iowa) had six catches for 57 yards in his first game with the Bulldogs.

The Vikings put together their best drive of the evening starting at their own 33-yard line and marching the ball all the way down to the Drake 12. The Bulldogs came up with a big stop before slicing through the line in order to block the field goal attempt.

Drake's defense shone the entire night. They held the Vikings to 241 total yards of offense with 12 tackles for a loss and nine sacks.

The Drake offense took advantage of their opponent's miscues when Scott Jr. punched in a two-yard touchdown as the time dwindled down in the first quarter. It was Scott Jr.'s first collegiate rushing touchdown, in his first official game. He also led all rushers with 110 yards on 17 carries. Junior T.J. James (Des Moines, Iowa) carried the ball 11 times for 63 yards.

Yet another special teams miscue lead to the Vikings final points of the game. In the second quarter the Bulldogs lined up to punt deep in their own territory. The snap was well over the head of Jeremy Stein (Carpinteria, Calif.) and out of the endzone for a safety.

The game stalled with neither team amounting any real threat to score for nearly two quarters. The Bulldogs again turned to special teams for help. Senior Naser Hannon (West Des Moines, Iowa) split through the Grand View line and blocked a punt attempt. John Hugunin (Oswego, Ill.) scooped up the ball and took it to the house. Piatkowski again connected with Rosa on the two-point conversion and effectively put the game out



Linebacker Tyler Moorehead had eight tackles, three sacks and a break-up against Grand View.

of reach at 22-8.

Drake controlled the ball for the rest of the game and sealed the victory with a Piatkowski touchdown pass to junior Dan Hohenstein (Warrenville, Ill.).

The Bulldogs moved to 1-0 on the season with the victory and 3-0 all time against their cross-town foe.



SCORING SUMMARY:

First Quarter

- 10:08 GUV Darius White 10 yd run (Ben Hurley kick failed), 1-10 0:12, GUV 6 - DU 0
- 06:15 DU Rosa, Nick 1 yd pass from Piatkowski, Mik (Lee, Spencer kick), 10-53 3:45, GUV 6 - DU 7
- 00:43 DU Scott, Gary 2 yd run (Lee, Spencer kick), 4-49 1:25, GUV 6 - DU 14

Second Quarter

- 12:29 GUV TEAM safety, , GUV 8 - DU 14

Fourth Quarter

- 09:42 DU Hugunin, John 35 yd blocked punt return (Rosa, Nick pass from Piatkowski, Mik), , GUV 8 - DU 22
- 03:44 DU Hohenstein, Dan 12 yd pass from Piatkowski, Mik (Lee, Spencer kick failed), 9-80 3:48, GUV 8 - DU 28

TEAM STATS

	GUV	DU
FIRST DOWNS	17	22
RUSHES-YARDS (NET)	41-91	37-154
PASSING YDS (NET)	150	271
Passes Att-Comp-Int	34-19-0	41-25-1
TOTAL OFF. PLAYS-YARDS	75-241	78-425
Fumble Returns-Yards	0-0	0-0
Punt Returns-Yards	0-0	5-58
Kickoff Returns-Yards	6-140	1-42
Interception Returns-Yards	1-11	0-0
Punts (Number-Avg)	9-36.9	4-31.0
Fumbles-Lost	1-0	4-2
Penalties-Yards	6-44	7-65
Possession Time	31:06	28:54
Third-Down Conversions	5 of 18	7 of 15
Fourth-Down Conversions	0 of 3	0 of 2
Red-Zone Scores-Chances	1-3	3-3
Sacks By: Number-Yards	2-26	9-46

INDIVIDUAL STATS

RUSHING: Grand View-D. Ballentine 27-47; Jared Scruggs 11-39; Darius White 1-10; G. Fullbright 1-0; Davion Hurst 1-minus 5. **Drake**-Scott, Gary 17-107; James, T.J. 11-60; Morse, Trey 4-5; TEAM 1-minus 9; Piatkowski, Mik 4-minus 9.

PASSING: Grand View-D. Ballentine 19-34-0-150.

Drake-Piatkowski, Mik 25-41-1-271.

RECEIVING: Grand View-Brady Roland 4-66; Taylor Goebel 4-29; Darius White 4-23; Davion Hurst 3-13; J Roberts-Lewis 2-11; Zach Antle 1-4; Gavin Burns 1-4.

Drake-Marshall, Kevin 6-63; Hudson, Michael 6-57; Hohenstein, Dan 5-55; Rosa, Nick 4-68; Teague, J.T. 2-12; Scott, Gary 1-11; Orlando, Joey 1-5.

**2012 Drake University Football
Drake Game Results (as of Sep 03, 2012)
All games**

Date	Opponent		Score	Overall	Conference	Time	Attend
Aug 30, 2012	GRAND VIEW	W	28-8	1-0	0-0	2:58	4158

2012 Drake University Football
Drake Overall Team Statistics (as of Sep 03, 2012)
All games

Team Statistics	DU	OPP
SCORING	28	8
Points Per Game	28.0	8.0
FIRST DOWNS	22	17
Rushing	8	8
Passing	13	6
Penalty	1	3
RUSHING YARDAGE	154	91
Yards gained rushing	202	148
Yards lost rushing	48	57
Rushing Attempts	37	41
Average Per Rush	4.2	2.2
Average Per Game	154.0	91.0
TDs Rushing	1	1
PASSING YARDAGE	271	150
Comp-Att-Int	25-41-1	19-34-0
Average Per Pass	6.6	4.4
Average Per Catch	10.8	7.9
Average Per Game	271.0	150.0
TDs Passing	2	0
TOTAL OFFENSE	425	241
Total Plays	78	75
Average Per Play	5.4	3.2
Average Per Game	425.0	241.0
KICK RETURNS: #-Yards	1-42	6-140
PUNT RETURNS: #-Yards	5-58	0-0
INT RETURNS: #-Yards	0-0	1-11
KICK RETURN AVERAGE	42.0	23.3
PUNT RETURN AVERAGE	11.6	0.0
INT RETURN AVERAGE	0.0	11.0
FUMBLES-LOST	4-2	1-0
PENALTIES-Yards	7-65	6-44
Average Per Game	65.0	44.0
PUNTS-Yards	4-124	9-332
Average Per Punt	31.0	36.9
Net punt average	31.0	28.2
KICKOFFS-Yards	6-350	2-125
Average Per Kick	58.3	62.5
Net kick average	58.3	29.0
TIME OF POSSESSION/Game	28:54	31:06
3RD-DOWN Conversions	7/15	5/18
3rd-Down Pct	47%	28%
4TH-DOWN Conversions	0/2	0/3
4th-Down Pct	0%	0%
SACKS BY-Yards	9-46	2-26
MISC YARDS	39	24
TOUCHDOWNS SCORED	4	1
FIELD GOALS-ATTEMPTS	0-1	0-1
ON-SIDE KICKS	0-0	0-0
RED-ZONE SCORES	(3-3) 100%	(1-3) 33%
RED-ZONE TOUCHDOWNS	(3-3) 100%	(1-3) 33%
PAT-ATTEMPTS	(2-3) 67%	(0-1) 0%
ATTENDANCE	4158	0
Games/Avg Per Game	1/4158	0/0
Neutral Site Games		0/0

Score by Quarters	1st	2nd	3rd	4th	OT	Total
Drake	14	0	0	14	0	28
Opponents	6	2	0	0	0	8

2012 Drake University Football
Drake Overall Individual Statistics (as of Sep 03, 2012)
All games

Rushing	gp	att	gain	loss	net	avg	td	lg	avg/g
Scott, Gary	1	17	110	3	107	6.3	1	22	107.0
James, T.J.	1	11	63	3	60	5.5	0	20	60.0
Morse, Trey	1	4	8	3	5	1.2	0	5	5.0
Piatkowski, Mik	1	4	21	30	-9	-2.2	0	21	-9.0
TEAM	1	1	0	9	-9	-9.0	0	0	-9.0
Total	1	37	202	48	154	4.2	1	22	154.0
Opponents	1	41	148	57	91	2.2	1	20	91.0

Passing	gp	effic	comp-att-int	pct	yds	td	lg	avg/g
Piatkowski, Mik	1	127.72	25-41-1	61.0	271	2	44	271.0
Total	1	127.72	25-41-1	61.0	271	2	44	271.0
Opponents	1	92.94	19-34-0	55.9	150	0	26	150.0

Receiving	gp	no.	yds	avg	td	lg	avg/g
Marshall, Kevin	1	6	63	10.5	0	29	63.0
Hudson, Michael	1	6	57	9.5	0	18	57.0
Hohenstein, Dan	1	5	55	11.0	1	20	55.0
Rosa, Nick	1	4	68	17.0	1	44	68.0
Teague, J.T.	1	2	12	6.0	0	8	12.0
Scott, Gary	1	1	11	11.0	0	11	11.0
Orlando, Joey	1	1	5	5.0	0	5	5.0
Total	1	25	271	10.8	2	44	271.0
Opponents	1	19	150	7.9	0	26	150.0

Punt Returns	no.	yds	avg	td	lg
Dines, Jacob	3	7	2.3	0	7
Ormseth, Drew	1	0	0.0	0	0
Hannoon, Naser	1	16	16.0	0	0
Hugunin, John	0	35	0.0	1	35
Total	5	58	11.6	1	35
Opponents	0	0	0.0	0	0

Interceptions	no.	yds	avg	td	lg
Total	0	0	0.0	0	0
Opponents	1	11	11.0	0	11

Kick Returns	no.	yds	avg	td	lg
Ratelle, Mike	1	42	42.0	0	42
Total	1	42	42.0	0	42
Opponents	6	140	23.3	0	28

Fumble Returns	no.	yds	avg	td	lg
Total	0	0	0.0	0	0
Opponents	0	0	0.0	0	0

**2012 Drake University Football
Drake Overall Individual Statistics (as of Sep 03, 2012)
All games**

Scoring	td	fg	PAT				dxp	saf	pts
			kick	rush	rcv	pass			
Rosa, Nick	1	-	-	-	1	-	-	8	
Huginin, John	1	-	-	-	-	-	-	6	
Hohenstein, Dan	1	-	-	-	-	-	-	6	
Scott, Gary	1	-	-	-	-	-	-	6	
Lee, Spencer	-	0-1	2-3	-	-	-	-	2	
Piatkowski, Mik	-	-	-	-	-	1-1	-	0	
Total	4	0-1	2-3	-	1	1-1	-	28	
Opponents	1	0-1	0-1	-	-	-	-	8	

Total Offense	g	plays	rush	pass	total	avg/g
Piatkowski, Mik	1	45	-9	271	262	262.0
Scott, Gary	1	17	107	0	107	107.0
James, T.J.	1	11	60	0	60	60.0
Morse, Trey	1	4	5	0	5	5.0
TEAM	1	1	-9	0	-9	-9.0
Total	1	78	154	271	425	425.0
Opponents	1	75	91	150	241	241.0

Field Goals	fg	pct.	01-19	20-29	30-39	40-49	50-99	lg	blk
Lee, Spencer	0-1	0.0	0-0	0-0	0-0	0-1	0-0	0	1

Punting	no.	yds	avg	lg	tb	fc	i20	50+	blk
Stein, Jeremy	4	124	31.0	34	0	0	0	0	0
Total	4	124	31.0	34	0	0	0	0	0
Opponents	9	332	36.9	52	1	3	3	1	1

FG Sequence	Drake	Opponents
Grand View	41	30

Kickoffs	no.	yds	avg	tb	ob	retn	net	ydIn
Lee, Spencer	6	350	58.3	0	0			
Total	6	350	58.3	0	0	23.3	35.0	30
Opponents	2	125	62.5	1	0	42.0	29.0	36

Numbers in (parentheses) indicate field goal was made.

2012 Drake University Football
Drake Overall Individual Statistics (as of Sep 03, 2012)
All games

All Purpose	g	rush	rcv	pr	kr	ir	total	avg/g
Scott, Gary	1	107	11	0	0	0	118	118.0
Rosa, Nick	1	0	68	0	0	0	68	68.0
Marshall, Kevin	1	0	63	0	0	0	63	63.0
James, T.J.	1	60	0	0	0	0	60	60.0
Hudson, Michael	1	0	57	0	0	0	57	57.0
Hohenstein, Dan	1	0	55	0	0	0	55	55.0
Ratelle, Mike	1	0	0	0	42	0	42	42.0
Huginin, John	1	0	0	35	0	0	35	35.0
Hannoon, Naser	1	0	0	16	0	0	16	16.0
Teague, J.T.	1	0	12	0	0	0	12	12.0
Dines, Jacob	1	0	0	7	0	0	7	7.0
Orlando, Joey	1	0	5	0	0	0	5	5.0
Morse, Trey	1	5	0	0	0	0	5	5.0
Piatkowski, Mik	1	-9	0	0	0	0	-9	-9.0
TEAM	1	-9	0	0	0	0	-9	-9.0
Total	1	154	271	58	42	0	525	525.0
Opponents	1	91	150	0	140	11	392	392.0

2012 Drake University Football
Drake Overall Defensive Statistics (as of Sep 03, 2012)
All games

#	Defensive Leaders	gp	Tackles			tfl/yds	Sacks no-yds	Pass defense			Fumbles		blkd	
			ua	a	tot			int-yds	brup	qbh	rcv-yds	ff	kick	saf
2Q	Quilico, Bob	1	8	3	11	
53	Merritt, Travis	1	5	5	10	
94	Acree, Matt	1	6	3	9	4.0-13	2.0-10	1	.	
44	Moorehead, Tyle	1	4	4	8	3.0-18	3.0-18	.	1	
91	Coleman, Brando	1	4	3	7	1.5-6	0.5-1	
42	Huginin, John	1	3	4	7	
92	Gianaras, Antho	1	1	5	6	1.0-3	1.0-3	
34	Bloss, John	1	4	1	5	.	.	.	1	
21	Ratelle, Mike	1	3	1	4	
93	Park, Brett	1	1	2	3	1.5-6	1.5-6	
35	Knuth, Kolby	1	2	.	2	1.0-8	1.0-8	
1	Hudson, Michael	1	1	.	1	
2Z	Duwe, Brad	1	1	.	1	
6	Buckley, Matt	1	1	.	1	
2A	Temple, Derek	1	.	1	1	
46	Hannoon, Naser	1	1	.	
	Total	1	44	32	76	12-54	9-46	.	2	.	.	.	2	
	Opponents	1	43	28	71	7-35	2-26	1-11	2	.	2-0	1	1	

2012 Drake University Football Drake Team Game-by-Game (as of Sep 03, 2012) All games

TEAM STATISTICS

Date	Opponent	Rushing				Receiving				Passing				Kick Returns			Punt Returns				tot off	
		no.	yds	td	lg	no.	yds	td	lg	cmp-att-int	yds	td	lg	no.	yds	td	lg	no.	yds	td		lg
Aug 30	GRAND VIEW	37	154	1	22	25	271	2	44	25-41-1	271	2	44	1	42	0	42	5	58	1	35	425
Opponents		41	91	1	20	19	150	0	26	19-34-0	150	0	26	6	140	0	28	0	0	0	0	241

Games played: 1
 Avg per rush: 4.2
 Avg per catch: 10.8
 Pass efficiency: 127.72
 Kick ret avg: 42.0
 Punt ret avg: 11.6
 All purpose avg/game: 525.0
 Total offense avg/gm: 425.0

Date	Opponent	Tackles				Sacks		Fumble		Pass Defense			Blkd		PAT Attempts				
		ua	a	total	tfl-yds	no-yds	ff	fr-yds	int-yds	qbh	brup	kick	kick	rush	rcv	saf	pts		
Aug 30	GRAND VIEW	44	32	76	12.0-54	9.0-46	0	0-0	0-0	0	2	2	2	2-3	0	1	0	28	
Opponents		43	28	71	7.0-35	2.0-26	1	2-0	1-11	0	2	1	1	0-1	0	0	1	8	

Date	Opponent	Punting							Field Goals			Kickoffs						
		no.	yds	avg	long	blkd	tb	fc	50+	i20	md-att	long	blkd	no.	yds	avg	tb	ob
Aug 30	GRAND VIEW	4	124	31.0	34	0	0	0	0	0	0-1	0	1	6	350	58.3	0	0
Opponents		9	332	36.9	52	1	1	3	1	3	0-1	0	1	2	125	62.5	1	0

2012 Drake University Football Drake Opponent Game-by-Game (as of Sep 03, 2012) All games

OPPONENT STATISTICS

Date	Opponent	Rushing				Receiving				Passing				Kick Returns				Punt Returns				tot off
		no.	yds	td	lg	no.	yds	td	lg	cmp-att-int	yds	td	lg	no.	yds	td	lg	no.	yds	td	lg	
Aug 30	GRAND VIEW	41	91	1	20	19	150	0	26	19-34-0	150	0	26	6	140	0	28	0	0	0	0	241
		41	91	1	20	19	150	0	26	19-34-0	150	0	26	6	140	0	28	0	0	0	0	241
Drake		37	154	1	22	25	271	2	44	25-41-1	271	2	44	1	42	0	42	5	58	1	35	425

Games played: 1
 Avg per rush: 2.2
 Avg per catch: 7.9
 Pass efficiency: 92.94
 Kick ret avg: 23.3
 All purpose avg/game: 392.0
 Total offense avg/gm: 241.0

Date	Opponent	Tackles				Sacks no-yds	Fumble		Pass Defense			Blkd kick	PAT Attempts			saf	pts
		ua	a	total	tfl-yds		ff	fr-yds	int-yds	qbh	brup		kick	rush	rcv		
Aug 30	GRAND VIEW	43	28	71	7.0-35	2.0-26	1	2-0	1-11	0	2	1	0-1	0	0	1	8
		43	28	71	7.0-35	2.0-26	1	2-0	1-11	0	2	1	0-1	0	0	1	8
Drake		44	32	76	12.0-54	9.0-46	0	0-0	0-0	0	2	2	2-3	0	1	0	28

Date	Opponent	Punting							Field Goals			Kickoffs						
		no.	yds	avg	long	blkd	tb	fc	50+	i20	md-att	long	blkd	no.	yds	avg	tb	ob
Aug 30	GRAND VIEW	9	332	36.9	52	1	1	3	1	3	0-1	0	1	2	125	62.5	1	0
		9	332	36.9	52	1	1	3	1	3	0-1	0	1	2	125	62.5	1	0
Drake		4	124	31.0	34	0	0	0	0	0	0-1	0	1	6	350	58.3	0	0

**2012 Drake University Football
Drake Game Superlatives (as of Sep 03, 2012)
All games**

INDIVIDUAL GAME HIGHS

Rushes	17	Scott, Gary vs Grand View (Aug 30, 2012)
Yards Rushing	107	Scott, Gary vs Grand View (Aug 30, 2012)
TD Rushes	1	Scott, Gary vs Grand View (Aug 30, 2012)
Long Rush	22	Scott, Gary vs Grand View (Aug 30, 2012)
Pass attempts	41	Piatkowski, Mik vs Grand View (Aug 30, 2012)
Pass completions	25	Piatkowski, Mik vs Grand View (Aug 30, 2012)
Yards Passing	271	Piatkowski, Mik vs Grand View (Aug 30, 2012)
TD Passes	2	Piatkowski, Mik vs Grand View (Aug 30, 2012)
Long Pass	44	Piatkowski, Mik vs Grand View (Aug 30, 2012)
Receptions	6	Marshall, Kevin vs Grand View (Aug 30, 2012)
	6	Hudson, Michael vs Grand View (Aug 30, 2012)
Yards Receiving	68	Rosa, Nick vs Grand View (Aug 30, 2012)
TD Receptions	1	Hohenstein, Dan vs Grand View (Aug 30, 2012)
	1	Rosa, Nick vs Grand View (Aug 30, 2012)
Long Reception	44	Rosa, Nick vs Grand View (Aug 30, 2012)
Punts	4	Stein, Jeremy vs Grand View (Aug 30, 2012)
Punting Avg	31.0	Stein, Jeremy vs Grand View (Aug 30, 2012)
Long Punt	34	Stein, Jeremy vs Grand View (Aug 30, 2012)
Long Punt Return	35	Hugunin, John vs Grand View (Aug 30, 2012)
Long Kickoff Return	42	Ratelle, Mike vs Grand View (Aug 30, 2012)
Tackles	11	Quilico, Bob vs Grand View (Aug 30, 2012)
Sacks	3.0	Moorehead, Tyle vs Grand View (Aug 30, 2012)
Tackles For Loss	4.0	Acree, Matt vs Grand View (Aug 30, 2012)

**2012 Drake University Football
Drake Game Superlatives (as of Sep 03, 2012)
All games**

TEAM GAME HIGHS

Rushes	37	vs Grand View (Aug 30, 2012)
Yards Rushing	154	vs Grand View (Aug 30, 2012)
Yards Per Rush	4.2	vs Grand View (Aug 30, 2012)
TD Rushes	1	vs Grand View (Aug 30, 2012)
Pass attempts	41	vs Grand View (Aug 30, 2012)
Pass completions	25	vs Grand View (Aug 30, 2012)
Yards Passing	271	vs Grand View (Aug 30, 2012)
Yards Per Pass	6.6	vs Grand View (Aug 30, 2012)
TD Passes	2	vs Grand View (Aug 30, 2012)
Total Plays	78	vs Grand View (Aug 30, 2012)
Total Offense	425	vs Grand View (Aug 30, 2012)
Yards Per Play	5.4	vs Grand View (Aug 30, 2012)
Points	28	vs Grand View (Aug 30, 2012)
Sacks By	9	vs Grand View (Aug 30, 2012)
First Downs	22	vs Grand View (Aug 30, 2012)
Penalties	7	vs Grand View (Aug 30, 2012)
Penalty Yards	65	vs Grand View (Aug 30, 2012)
Turnovers	3	vs Grand View (Aug 30, 2012)
Punts	4	vs Grand View (Aug 30, 2012)
Punting Avg	31.0	vs Grand View (Aug 30, 2012)
Long Punt	34	vs Grand View (Aug 30, 2012)
Long Punt Return	35	vs Grand View (Aug 30, 2012)

**2012 Drake University Football
Drake Game Superlatives (as of Sep 03, 2012)
All games**

OPPONENT INDIVIDUAL GAME HIGHS

Rushes	27	D. Ballentine, vs Grand View (Aug 30, 2012)
Yards Rushing	47	D. Ballentine, vs Grand View (Aug 30, 2012)
TD Rushes	1	Darius White, vs Grand View (Aug 30, 2012)
Long Rush	20	Jared Scruggs, vs Grand View (Aug 30, 2012)
Pass attempts	34	D. Ballentine, vs Grand View (Aug 30, 2012)
Pass completions	19	D. Ballentine, vs Grand View (Aug 30, 2012)
Yards Passing	150	D. Ballentine, vs Grand View (Aug 30, 2012)
Long Pass	26	D. Ballentine, vs Grand View (Aug 30, 2012)
Receptions	4	Brady Roland, vs Grand View (Aug 30, 2012)
	4	Taylor Goebel, vs Grand View (Aug 30, 2012)
	4	Darius White, vs Grand View (Aug 30, 2012)
Yards Receiving	66	Brady Roland, vs Grand View (Aug 30, 2012)
Long Reception	26	Brady Roland, vs Grand View (Aug 30, 2012)
Punts	8	Zach Antle, vs Grand View (Aug 30, 2012)
Punting Avg	41.5	Zach Antle, vs Grand View (Aug 30, 2012)
Long Punt	52	Zach Antle, vs Grand View (Aug 30, 2012)
Punts inside 20	3	Zach Antle, vs Grand View (Aug 30, 2012)
Long Kickoff Return	28	Keonte White, vs Grand View (Aug 30, 2012)
Tackles	14	Dudley Bickham, vs Grand View (Aug 30, 2012)
Sacks	1.0	Dudley Bickham, vs Grand View (Aug 30, 2012)
	1.0	Jon Higgins, vs Grand View (Aug 30, 2012)
Tackles For Loss	3.0	Dudley Bickham, vs Grand View (Aug 30, 2012)
Interceptions	1	Dudley Bickham, vs Grand View (Aug 30, 2012)

**2012 Drake University Football
Drake Game Superlatives (as of Sep 03, 2012)
All games**

OPPONENT TEAM GAME HIGHS

Rushes	41	vs Grand View (Aug 30, 2012)
Yards Rushing	91	vs Grand View (Aug 30, 2012)
Yards Per Rush	2.2	vs Grand View (Aug 30, 2012)
TD Rushes	1	vs Grand View (Aug 30, 2012)
Pass attempts	34	vs Grand View (Aug 30, 2012)
Pass completions	19	vs Grand View (Aug 30, 2012)
Yards Passing	150	vs Grand View (Aug 30, 2012)
Yards Per Pass	4.4	vs Grand View (Aug 30, 2012)
Total Plays	75	vs Grand View (Aug 30, 2012)
Total Offense	241	vs Grand View (Aug 30, 2012)
Yards Per Play	3.2	vs Grand View (Aug 30, 2012)
Points	8	vs Grand View (Aug 30, 2012)
Sacks By	2	vs Grand View (Aug 30, 2012)
First Downs	17	vs Grand View (Aug 30, 2012)
Penalties	6	vs Grand View (Aug 30, 2012)
Penalty Yards	44	vs Grand View (Aug 30, 2012)
Interceptions By	1	vs Grand View (Aug 30, 2012)
Punts	9	vs Grand View (Aug 30, 2012)
Punting Avg	36.9	vs Grand View (Aug 30, 2012)
Long Punt	52	vs Grand View (Aug 30, 2012)
Punts inside 20	3	vs Grand View (Aug 30, 2012)