

# DRAKE FOOTBALL 2012 GAME NOTES



PIONEER FOOTBALL LEAGUE CHAMPIONS: 2011, 2004, 2000, 1998, 1995

GAME 5 • SEPT. 29, 2012 • 5 P.M. CDT • BUIES CREEK, N.C. • BARKER-LANE STADIUM (5,000)



## DRAKE Bulldogs (2-2/1-0 PFL)

Head Coach: Chris Creighton (Kenyon, 1991)

Career Record: 127-40 (16th season), at Drake: 32-16 (5th season), vs. CU: 4-0

VS.

## CAMPBELL Camels (1-3/0-1 PFL)

Head Coach: Dale Steele (South Carolina, 1976)

Career Record: 13-31 (5th season), at CU: 13-31 (5th season), vs. Drake: 0-4



#DUvsCU

### GAME INFORMATION

Date	Saturday, Sept. 29, 2012
Kickoff	5 p.m. CDT
Site	Buies Creek, N.C.
Stadium	Barker-Lane Stadium (5,000)
Radio	KRNT 1350 AM
Live Stats/Audio	www.GoDrakeBulldogs.com
Live Video	www.GoDrakeBulldogs.com
Twitter Updates	@DUBulldogs
Today's Game Hashtag	#DUvsCU

Series	Drake leads, 4-0
In Des Moines	Drake leads, 3-0
In Buies Creek	Drake leads, 1-0
First Meeting	Oct. 18, 2008 - W, 45-0
Last Meeting	Oct. 1, 2011 - W, 31-14
Streak	Drake, 4
Last Drake Win	2011

### COACHING STAFF

Head Coach	Chris Creighton
Overall Record	127-40 (16th season)
Record at Drake	32-16 (5th season)
Asst. HC/OL/Special Teams	Rick Fox
Defensive Coordinator	Brad McCaslin
Cornerbacks	Kahlil Carter
Running Backs	Bill Charles
Recruiting Coord./Def. Backs	Todd Frakes
Receivers	Jeff Martin
Tight Ends/J-Backs	Mark Nicolet
Defensive Line	George Sypniewski
Defensive Line	Dain Taylor
Student Assistant	Tyler Mosier

### LAST GAME

<b>DRAKE</b>	
vs. Morehead St.	W, 28-25
Total Offense	403 yards
Rushing	135 yards
Passing	268 yards

Total Offense Allowed	408 yards
Rushing Allowed	236 yards
Passing Allowed	172 yards

<b>Rushing Leaders</b>	
Gary Scott	28 carries, 119 yards, 1 TD
Mike Piatkowski	3 carries, 15 yards

<b>Passing Leaders</b>	
Mike Piatkowski	29-of-41, 268 yards, 3 TD












<b>Receiving Leaders</b>	
Joey Orlando	8 catches, 73 yards, 1 TD
Gary Scott	4 catches, 35 yards
J.T. Teague	3 catches, 37 yards, 1 TD

<b>Defensive Leaders</b>	
John Hugunin	16 tackles, 8 solo, 1.0 TFL
Travis Merritt	14 tackles, 7 solo
Bob Quilico	9 tackles, 3 solo

### THE GAME

- The Drake University football team returns to the road this weekend to face Campbell in both teams' second Pioneer Football League game of the season.
- The Bulldogs opened up PFL play last Saturday with a 28-25 win over Morehead State to improve to 2-2 on the season with both losses coming to nationally ranked opponents.
- That win saw fifth-year senior quarterback Mike Piatkowski become Drake's all-time leading passer as he now has 8,106 career yards. He added three touchdown strikes against MSU to move closer to the school record in that category as well with 61 career TD passes.
- Campbell is 1-3 on the season after falling, 35-14, last Saturday in the PFL opener to Butler. The squad also has a win against UVA-Wise and losses to Shorter and nationally ranked Old Dominion.
- The Camels enter the game ranked second in the PFL in rushing at 169.3 yards per game. However the squad's defense has allowed 465.8 yards and 34 points per game this season.
- Drake's offense is currently ranked fourth in the PFL and is led by Piatkowski who ranks 14th nationally in total offense with 284.3 yards per game with a pair of 300-yard games under his belt already this season.
- Against Morehead State, the Bulldogs' rushing attack got in gear as Gary Scott, Jr. ran for 119 yards on 28 carries. It was his second 100-yard game of the season and his career.
- Saturday's game will feature two of the PFL's most effective defenses in terms of getting to the quarterback. Drake leads the PFL and is sixth in the nation in sacks with 14 this season while Campbell has racked up 11 sacks.
- Drake leads the all-time series with the Camels by a 4-0 margin and won the only meeting between the two in Buies Creek, N.C., 14-12, on October 16, 2010.

### 2012 SCHEDULE/RESULTS

	Aug. 30	<b>GRAND VIEW</b>	W, 28-8
		Drake scored 14 fourth-quarter points and racked up 425 yards of offense in the season opener. The defense recorded nine sacks and 12 TFL.	
	Sept. 8	<b>No. 4/4 MONTANA STATE</b>	L, 34-24
		Drake leads the No. 4 team in the country through three quarters but 13 fourth-quarter points from MSU allow it to pull away.	
	Sept. 15	<b>at 22/RV INDIANA STATE</b>	L, 27-10
		Drake plays even with No. 22 ISU for the first half as Mike Piatkowski throws for 329 yards.	
	Sept. 22	<b>MOREHEAD STATE</b>	W, 28-25
		Drake scores 21 points in the fourth quarter as Mike Piatkowski breaks the school career passing record	
	Sept. 29	<b>at Campbell</b>	5 p.m.
		Buies Creek, N.C.   Barker-Lane Stadium (5,000)   DU leads 4-0	
	Oct. 6	<b>SAN DIEGO</b>	12:30 p.m.
		Des Moines, Iowa   Drake Stadium (14,557)   DU leads 10-9	
	Oct. 13	<b>at Valparaiso</b>	Noon
		Valparaiso, Ind.   Brown Field (5,000)   DU leads 16-3	
	Oct. 20	<b>MARIST</b>	1 p.m.
		Des Moines, Iowa   Drake Stadium (14,557)   MSU leads 3-0	
	Nov. 3	<b>at Dayton</b>	Noon
		Dayton, Ohio   Welcome Stadium (11,000)   Dayton leads 23-5	
	Nov. 10	<b>BUTLER</b>	1 p.m.
		Des Moines, Iowa   Drake Stadium (14,557)   DU leads 14-6-1	
	Nov. 17	<b>at Jacksonville</b>	Noon
		Jacksonville, Fla.   D.B. Milne Field (5,000)   DU leads 9-2	

### THE MATCHUP

Drake	vs.	Campbell
Des Moines, Iowa	Location	Buies Creek, N.C.
1881	Founded	1887
5,348	Enrollment	6,800
Bulldogs	Nickname	Fighting Camels
Blue and White	Colors	Orange and Black
Pioneer	Conference	Pioneer
2-2	Record	1-3
1-0	Conference Record	0-1
22.5	Points Per Game	14.5
97.8	Rushing Yards Per Game	169.8
294.8	Passing Yards Per Game	187.8
392.5	Total Yards Per Game	357.5
23.5	Points Allowed Per Game	34.0
215.0	Rushing Yards Allowed Per Game	211.0
156.2	Passing Yards Allowed Per Game	254.8
371.2	Total Yards Allowed Per Game	465.8
4	Interceptions	3
14/77.0	Sacks	11/54.0
10-4	Fumbles/Lost	8-8
36.0	Penalty Yard Average	45.0
17.2	Kickoff Return Average	21.4
8.6	Punt Return Average	13.8
54.6	Kickoff Average	58.6
33.5	Punt Average	40.3
53.3	Net Kickoff Average	52.5
31.2	Net Punt Average	36.9
29:33	Time of Possession	32:17
40/25-62	Third Down Percentage	41/28-68
27/3-11	Fourth Down Percentage	67/6-9
12	Touchdowns	7
2/6	Field Goals/Attempts	3/8
76/13-17	Red Zone Percentage	57/8-14

### TWEET IT OUT ... #DUvsCU

Pregame notes in 140 characters or less. Click on each note to send directly from Twitter @DUBulldogs are 4-0 all-time against Campbell #DUvsCU

@DUBulldogs QB M. Piatkowski is Drake's all-time leading passer and 14th nationally in total offense

Gary Scott, Jr. posted his second 100-yard game of the season with 119 yards in last week's game.

The last time @DUBulldogs and @CampbellFB met in Buies Creek, DU escaped with a 2-point win #DUvsCU

@DUBulldogs has won 5 straight #PFL games and 13 of its last 16 PFL games

@DUBulldogs OL Zach Bosch was recently named to the Allstate AFCA Good Works Team

WEEKLY MEDIA PLANNER

24 MONDAY	25 TUESDAY	26 WEDNESDAY	27 THURSDAY	28 FRIDAY	29 SATURDAY	30 SUNDAY
<p><b>Coach Creighton</b> No availability</p> <p><b>Student-Athletes</b> Feature availability if requested in advance</p>	<p><b>Coach Creighton</b> Available at approximately 3:20 p.m. prior to the start of practice.</p> <p>Phone interviews with out of town media following practice.</p> <p><b>Student-Athletes</b> Available at approximately 3:15 p.m. prior to the start of practice.</p>	<p><b>Coach Creighton</b> Available at approximately 3:20 p.m. prior to the start of practice.</p> <p><b>Student-Athletes</b> Available at approximately 3:15 p.m. prior to the start of practice.</p>	<p><b>Coach Creighton</b> Available at approximately 3:20 p.m. prior to the start of practice.</p> <p><b>Student-Athletes</b> No availability.</p>	<p><b>Coach Creighton</b> No availability.</p> <p><b>Student-Athletes</b> No availability.</p>	<p><b>Gameday</b> Drake at Campbell 5 p.m. CDT</p> <p><b>Postgame</b> Coach Creighton and requested players will be available on the field following the team's post-game meeting.</p>	<p><b>Coach Creighton</b> No availability.</p> <p><b>Student-Athletes</b> No availability.</p>

COVERING THE BULLDOGS

Interviews

All interviews with Drake football coaches and student-athletes must be coordinated through the athletic communications office.

To arrange interviews with student-athletes and coaches please contact Ty Patton (ty.patton@drake.edu) at least one day in advance. Availability will typically be prior to the start of practice on the days indicated above.

Credentials

Submit credential requests for home games to Ty Patton (ty.patton@drake.edu) at least two days in advance of a game.

Notes/Stats

Pregame notes and updated stats are available at www.GoDrakeBulldogs.com the week of each game. Stats will be distributed to members of the working press following each quarter on game-day. A full stat packet will also be distributed and disseminated electronically. To receive notes and stats via e-mail, please contact Ty Patton (ty.patton@drake.edu).

Radio/Video/Live Stats

All Drake games will be aired live on radio via 1350-AM KNRT with Chuck Reed handling play-by-play duties. Live video and stats of all home games and select road games will be available at www.GoDrakeBulldogs.com.

DRAKE ATHLETIC COMMUNICATIONS

<b>Asst. AD/Communications</b>	Ty Patton
<b>E-Mail</b>	ty.patton@drake.edu
<b>Office</b>	515-271-3014
<b>Twitter</b>	@TyPatton_Drake

<b>Assistant Director</b>	Sean Palchick
<b>E-Mail</b>	sean.palchick@drake.edu

<b>Assistant Director</b>	John Meyer
<b>E-Mail</b>	john.meyer@drake.edu

<b>Student Assistants</b>	Trygve Jensen Jeffrey Donley
---------------------------	---------------------------------

HEAD COACH CHRIS CREIGHTON (@COACH\_CREIGHTON)



**Fifth Season**  
Kenyon College, 1991

**Career Record**  
127-40/16th season

**Record at Drake**  
32-16/5th season

Coaching Experience

<b>2008-present</b>	<b>Head Coach</b> Drake University
<b>2001-2007</b>	<b>Head Coach</b> Wabash College
<b>1997-2000</b>	<b>Head Coach</b> Ottawa (Kan.) University
<b>1993-96</b>	<b>Offensive Coordinator</b> Manchester (Ind.) College
<b>1993</b>	<b>Head Coach and Quarterback</b> Limhamn Griffins - Malmö, Sweden
<b>1991-92</b>	<b>Offensive Coordinator</b> Concordia (Ill.) College

Year-By-Year Coaching Record

1997	Ottawa	9-2	NAIA playoffs, Conference title
1998	Ottawa	8-2	
1999	Ottawa	6-3	
2000	Ottawa	9-2	NAIA playoffs Conference title
2001	Wabash	8-2	
2002	Wabash	12-1	NCAA Div. III playoffs Conference title
2003	Wabash	7-3	
2004	Wabash	6-4	
2005	Wabash	11-1	NCAA Div. III playoffs Conference title
2006	Wabash	8-2	Conference title
2007	Wabash	11-2	NCAA Div. III playoffs Conference title
2008	Drake	6-5	
2009	Drake	8-3	
2010	Drake	7-4	
2011	Drake	9-2	Conference title (tie)
2012	Drake	2-2	

Career Records

Overall	127-40 (.760)
at Drake	32-16 (.667)
<i>Highest winning percentage in school history</i>	
at Wabash	63-15 (.807)
at Ottawa (Kansas)	32-9 (.780)

CREIGHTON VS. OPPONENTS AT DRAKE

Opponent	W-L	Last Game
Butler	2-2	2011
Campbell	4-0	2011
Davidson	3-0	2010
Dayton	1-3	2011
Grand View	3-0	2011
Indiana State	0-1	2012
Jacksonville	2-2	2011
Lehigh	0-2	2010
Marist	3-0	2011
Missouri S&T	3-0	2011
Montana State	0-2	2012
Morehead State	3-0	2011
North Dakota	0-1	2011
San Diego	2-2	2011
South Dakota	0-1	2009
Upper Iowa	1-0	2008
Valparaiso	4-0	2011
William Penn	1-0	2008
<b>Totals</b>	<b>33-16</b>	



Scan with your mobile device or tablet to view Creighton's full bio online

PIONEER FOOTBALL LEAGUE

2012 STANDINGS

Team	Conference			Overall		
	W	L	Pct.	W	L	Pct.
Jacksonville	1	0	1.000	3	1	.750
San Diego	1	0	1.000	2	2	.500
Butler	1	0	1.000	2	2	.500
Marist	1	0	1.000	2	2	.500
Drake	1	0	1.000	2	2	.500
Morehead St.	0	1	.000	1	3	.250
Campbell	0	1	.000	1	3	.250
Dayton	0	1	.000	1	3	.250
Davidson	0	1	.000	0	3	.000
Valparaiso	0	1	.000	0	4	.000

THIS WEEK'S SCHEDULE

Saturday, Sept. 29

Marist at Jacksonville *	Noon
Dayton at Butler *	Noon
Drake at Campbell *	5 p.m.
Presbyterian at Davidson	5 p.m.

PLAYERS OF THE WEEK

Offensive Player of the Week

Sept. 1	Zach Lewis, Morehead State
Sept. 8	Mason Mills, San Diego
Sept. 15	T. Harris, Dayton/D. Randle, JU
Sept. 22	Mike Rios, Marist
Sept. 29	
Oct. 6	
Oct. 13	
Oct. 20	
Oct. 27	
Nov. 3	
Nov. 10	
Nov. 17	

Defensive Players of the Week

Sept. 1	Sean Grady, Butler
Sept. 8	Jordan Dewhirst, Jacksonville
Sept. 15	Howard Savage, Dayton
Sept. 22	Patrick Moynahan, Davidson
Sept. 29	
Oct. 6	
Oct. 13	
Oct. 20	
Oct. 27	
Nov. 3	
Nov. 10	
Nov. 17	

Special Teams Player of the Week

Sept. 1	Gary Hunter, Dayton
Sept. 8	Terrance Bryant, Jacksonville
Sept. 15	Kyle Pignatiello, Dayton
Sept. 22	Colby Walden, Jacksonville
Sept. 29	
Oct. 6	
Oct. 13	
Oct. 20	
Oct. 27	
Nov. 3	
Nov. 10	
Nov. 17	

A WIN WOULD ...

- Make Drake 3-2 this season and 2-0 in PFL action.
- Be Drake's sixth-straight PFL win and 13th win in its last 16 PFL games.
- Make Drake 5-0 against the Camels and 2-0 in Buies Creek.
- Be Chris Creighton's 33rd win at Drake and 128th career win.
- Be the program's 575th all-time victory.
- Make Drake 2-0 in the PFL standings for the fourth-straight season.

A LOSS WOULD ...

- Be Drake's first PFL loss since Oct. 15, 2011.
- Be Campbell's first win over Drake.
- Snap Drake's PFL winning streak at five games.

PIATKOWSKI MAKES HISTORY AGAINST MSU

- With a five-yard pass against Morehead State, Mike Piatkowski became Drake's leader in career passing yardage. The fifth-year senior currently has 8,106 career yards after throwing for 268 yards in that win.
- He also has a pair of 300-yard games this season with 329 yards at No. 22 Indiana State and 311 yards in the loss to No. 4 Montana State as well.
- He is one of three active quarterback in FCS with 8,000 or more career yards.
- He also has a 62.2 career completion percentage (705-of-1133), the best in school history. His 62.8 percentage in 2009 (203-of-323) is the best single-season figure ever by a Bulldog, and he completed 65.3 percent of his passes in 2011 (231-of-354).
- The school record-holder in completions (705), he also needs just seven touchdown passes to become No. 1 in that category as well (Vandever, 67; 1999-2002). Last year he threw 25, second-most in a season in school history.
- Below is where Piatkowski ranks in the Drake and PFL record book in passing yardage.

Drake Career Passing leaders

1.	8,106	Mike Piatkowski	2009-present
2.	7,868	Ira Vandever	1999-2002
3.	6,525	Connor Jostes	2002-05
4.	4,795	Gary Yagelski	1979-82
5.	4,677	Ron Royer	1963-66

PFL Career Passing leaders

1.	11,230	Josh McGregor, JU	2008-11
2.	9,699	Josh Johnson, SD	2004-07
3.	9,376	Ryan Alexander, DC	2005-08
4.	8,375	Zack Lewis, MSU	2009-Pres
5.	8,106	Mike Piatkowski, DU	2009-Pres
6.	8,094	DeWayne Ewing, BU	1998-01
7.	7,862	Kevin Hoyng, Dayton	2004-07
8.	7,868	Ira Vandever, DU	1999-02
9.	7,487	Eric Rasmussen, SD	2001-03
10.	7,236	David Caudill, MSU	2001-03

MORE ON PIATKOWSKI'S YARDAGE

- The football has traveled 24,318 feet or approximately 4.6 miles after leaving Mike Piatkowski's arm during his career under center.
- If stretched out from Drake Stadium traveling east down University Avenue, the yardage would extend to the Iowa State Fairgrounds.
- If the 2012 Drake Relays men's 10,000 meter champion, Illinois' Colin Mickow, were to run Piatkowski's career yardage at the championship pace, he would finish in approximately 22:05.08.

SCOTT GETS SECOND 100-YARD GAME

- Sophomore running back Gary Scott, Jr. notched the second 100-yard game of his career with 119 yards on 28 carries against Morehead State.
- He also scored on a 14-yard option that proved to be the game-winning score with four minutes left in the fourth quarter.
- Scott has two of the eight 100-yard performances by a PFL back this season and is joined by Campbell's Dakota Wolf as the only backs with multiple 100-yard games this season.

300-100-100


- Drake is one of three PFL programs to record a 300-yard passer, 100-yard rusher and 100-yard receiver this season.
- Mike Piatkowski has thrown for 300 yards twice this season while Gary Scott, Jr., has rushed for 100 yards twice (Grand View, Morehead State) and Kevin Marshall hauled in 100 yards of passes once (Montana State).
- San Diego and Morehead State are the only two other teams to record such lofty performances this season.

DRAKE CAPTAINS

Drake's players voted during the summer to select team captains and chose fifth-year seniors Avery Fuhs, Tyler Moorehead and Mike Piatkowski to serve in that role. Click on the head shot or scan the QR code to view their full online bio.



**Avery Fuhs**  
Senior  
Offensive Line  
6-4 • 311  
Chariton, Iowa  
Chariton



**Tyler Moorehead**  
Senior  
Linebacker  
6-1 • 233  
Mason City, Iowa  
Newman Catholic



**Mike Piatkowski**  
Senior  
Quarterback  
6-1 • 185  
Wheaton, Ill.  
Warrenville South





### BOSCH NAMED TO ALLSTATE AFCA GOOD WORKS TEAM

Zach Bosch, a senior offensive lineman on the Drake University football team, has been named to the 2012 Allstate American Football Coaches Association (AFCA) Good Works Team for his involvement in the community off the field, the organization announced earlier this week.

"It's great to be recognized, but when I started getting involved in the community, I never thought about something like this," Bosch said. "It's just what we do at Drake. Growing up, I was always

taught to give back to people. For me, community service is the most simple and the easiest way to give back to others."

A native of Tuscola, Ill., Bosch was recognized for the impact his tireless volunteer work has had on the Des Moines community. The Allstate/AFCA Good Works team recognizes 22 total student-athletes, 11 from the Football Bowl Subdivision (FBS) and 11 combined from the Football Championship Subdivision (FCS), Division II, Division III and NAIA classifications which consists of more than 5,000 student-athletes. One of the sport's premier service honors, the Allstate AFCA Good Works Team shines a spotlight on the positive, off-the-field impact that a select group of student-athletes has on their communities.

"This is in my opinion, one of the biggest and most significant awards a college football player can receive," head coach Chris Creighton said. "It is an phenomenal achievement and he is very deserving. It is not something where he did just one thing for his resume. He literally went to the VA and started a program where our guys are visiting and building relationships with our veterans and spending quality time with them. That is the most significant service he has done, but he has been a part of all of our service projects. I'm so proud of him and the AFCA for honoring him for what I believe is a richly earned award."

Bosch has participated in nearly every service project the Drake football team has participated in, but his biggest accomplishment in the Des Moines community has been involvement with the Veterans Affairs Hospital. He began a program where he and his teammates regularly visit ill veterans at the facility – many of whom rarely have other visitors – to provide comfort, support and camaraderie to those that have served this nation.

Bosch's other community service work includes

- Boys & Girls Clubs--Drake's players have established a consistent program of visits to the local Boys & Girls Club branches, and implemented both a reading program to improve literacy rates and a mentor program for youth.
- Des Moines Public Schools Reading Program-Zach and his teammates have developed and maintained a program in which players visit several Des Moines Public Schools elementary schools every Friday during the season to read to children. The program is designed to develop consistency and familiarity with the visits to encourage students to embrace reading and improve their skills through the time spent together with books.
- Traveling Vietnam Memorial Wall - Zach helped to make sure the traveling Vietnam Memorial Wall exhibit is properly disassembled and packed to assist with the success of the program, and share it with more people.
- Thanksgiving Meal--For military families with husbands and fathers serving overseas. Volunteering time and talents for this important local program.
- Meals From the Heartland-Bulldogs players join other Drake student-athletes to help package food items each year in January to aid hunger relief around the world. Together they spend one day measuring and packing pre-packaged food allotments that will feed those in need.
- Blank Children's Hospital--Visits with children at Des Moines' local children's hospital to provide companionship and encouragement to children suffering from a variety of illnesses.

This is the second straight season in which a Drake football student-athlete has earned the prestigious honor as Stoy Hall was one of 22 honorees in 2011.

CLICK HERE OR  
SCAN BELOW TO  
VOTE FOR ZACH  
BOSCH AS THE  
GOOD WORKS  
TEAM CAPTAIN



### BULLDOGS AMONG THE NATIONAL LEADERS IN SACKS/TFL

- Drake's defense ranks sixth in the FCS in sacks with 3.5 per game and 12th in tackles for loss with 7.8 per game.
- Sitting a top three rankings is nothing new for the Bulldogs who have ranked in the top 10 nationally in sacks each of the last three seasons and in the top five twice.
- In the opener, Drake recorded nine sacks against Grand View and tacked on three more against a very mobile Montana State quarterback.
- The defense added another sack at Indiana State.
- Tyler Moorehead is currently tied for seventh nationally in sacks with 1.0 per game while five other Bulldogs rank in the top 100.
- Brandon Coleman is also tied for third in tackles for loss with 2.0 per game.

### MARSHALL HITS 100-YARD MARK

- Tight end Kevin Marshall was Mike Piatkowski's favorite target in the loss to Montana State as he corralled 11 balls for 100 yards to become Drake's first 100-yard receiver of the season.
- He was nearly joined by teammate Joey Orlando who had six catches for 98 yards.
- The lack of other 100-yard performances is due mainly to Piatkowski spreading the wealth as his 110 completions have been spread to 12 different targets.

### CREIGHTON VS. THE PFL

- In his four seasons at the helm of the Bulldogs, head coach Chris Creighton has racked up a 24-9 (.750) record in PFL action and a 20-5 (.800) record the last three seasons.
- Dayton is the only PFL team that Creighton has a losing record against and five PFL teams have never defeated a Creighton-led Drake squad.

### STAFF TAKES ON NEW LOOK

- Drake's defensive coaching staff takes on a new look in 2012, including a new coordinator in Brad McCaslin, formerly the defensive coordinator and associate head coach at Nebraska-Omaha, where he coached for 14 seasons.
- Also new to the coaching staff is defensive backs coach/recruiting coordinator Todd Frakes, an 11-year coaching veteran who spent nine seasons on the staff at Centre College in Danville, Ky; defensive line coach Dain Taylor, the former Drake star who was an All-American in 2010; and cornerbacks coach Kahlil Carter, who played 11 seasons in the Arena Football League, Canadian Football League and NFL Europe.

### DRAKE PICKED SECOND IN PFL POLL

- Drake was picked to finish second in the 2012 preseason Pioneer Football League Coaches' Poll behind the team with which they tied for the conference title a year ago, the San Diego Toreros.
- The Bulldogs received one first-place vote. San Diego received eight of a possible nine first place votes and 79 of 81 possible points as coaches were not allowed to vote for their own team in the poll.
- Both the Toreros and Bulldogs finished the 2011 campaign with identical 7-1 records, San Diego winning the regular-season meeting between the two teams.
- The squads will meet again this season with Drake hosting San Diego in an Oct. 6 contest at Drake Stadium.
- Jacksonville was picked to finish third with 65 points. Dayton picked up the remaining first-place vote and 56 total points to finish fourth in the preseason poll. Campbell rounded out the poll's top half with 45 points for fifth place.
- Marist (6th, 42 points), Butler (7th, 34), Morehead State (8th, 27), Davidson (9th, 20) and Valparaiso (10th, 11) rounded out the PFL Preseason Poll.

### BULLDOGS LAND FIVE PLAYERS ON PRESEASON ALL-PFL TEAM

- Five Drake Bulldogs earned positions on the 2012 preseason All-Pioneer Football League team.
- Defensive end Brandon Coleman, tight end Kevin Marshall, linebackers Travis Merritt and Tyler Moorehead and quarterback Mike Piatkowski.
- Piatkowski and Moorehead were first-team All-PFL performers on Drake's conference co-champion squad in 2011, while Coleman was a second-team choice and Marshall earned honorable mention.
- Piatkowski is the reigning PFL Offensive Player of the Year and Merritt was Freshman Defensive Player of the Year.
- Coleman, a senior from Cary, Ill. (Cary-Grove) is coming off a stellar junior

season in which he recorded a team-high 12.0 sacks (-76) and led all Bulldog defensive linemen with 51 tackles (31 solo) in his first year as a starter. Coleman ranked fourth in the PFL and 10th in the nation (FCS) in sacks, and added 16.5 tackles for loss.

- Marshall, a senior from Glen Ellyn, Ill. (Glenbard South) had a breakout season in 2011, in his second season of eligibility. He caught a career-high 33 passes to rank fourth on the team and totaled 280 receiving yards (8.5) and three touchdowns in his first year as a full-time starter.
- Merritt, a redshirt-sophomore from Johnston, Iowa (Johnston), ranked second on the team in tackles last year with 66 (38 solo), as well as one forced fumble and one fumble recovery in his first year as a starter. He also earned second-team Academic All-PFL honors.
- Moorehead, a fifth-year senior from Mason City, Iowa (Newman Catholic), is a 2012 co-captain for Drake, who has earned first-team All-Pioneer Football League honors each of the past two seasons, and was a first-team Capital One Academic All-District choice in 2011. Moorehead has led the Bulldogs in tackles each of the past two seasons. Last year he recorded 78 stops (55 solo), including 10.5 sacks (-87) and 21.0 tackles for loss (-109), along with two interceptions, three forced fumbles, two pass breakups and two blocked kicks. Moorehead has started all 33 games in his career and recorded 218 tackles (150 solo), including 14.5 sacks and 40.0 tackles for loss.
- Piatkowski, a co-captain and fifth-year senior from Wheaton, Ill. (Warrenville South), enters his final season as the Bulldogs' signal-caller within reach of most of the school's career passing records.

### AT HOME IN DRAKE STADIUM

- Drake had won a program-record 11 home games in a row before falling to Montana State.
- The Bulldogs are now 22-4 at Drake Stadium since Chris Creighton became head coach in 2008.
- The Bulldogs last home winning streak of 10 or more games came from 1995-97.
- Under Creighton, Drake is 15-2 in PFL home games, including winning each of its last eight conference games at Drake Stadium.

### BULLDOGS AMONG THE BEST

- Drake ranks 20th in overall victories (574) among the 123 schools that make up the Division I Football Championships Subdivision (FCS).
- This week's game will be the 1,091st in 119 years of football for the school, dating back to the initial campaign in 1893.
- The Bulldogs' all-time record is 574-487-29 (.539).

### 2012 PRESEASON NOTES

- The 2012 Bulldogs will seek to win back-to-back Pioneer Football League championships for the first time. Drake's previous titles came in 1995, '98, 2000 (co-champions) and '04.
- Five Bulldogs who earned All-PFL recognition last year return in 2012, including first-team All-PFL quarterback and Offensive Player of the Year Mike Piatkowski and Freshman Defensive Player of the Year linebacker Travis Merritt (Johnston, Iowa/Johnston). Also back are two-time first-team All-PFL linebacker Tyler Moorehead, second-team defensive end Brandon Coleman (Cary, Ill./Cary-Grove) and honorable mention tight end Kevin Marshall (Glen Ellyn, Ill. (Glenbard South)).
- Coleman, Marshall, Moorehead and Piatkowski also have been named to the College Football Performance Awards preseason Watch List at their positions.
- Though the Bulldogs lost 52 percent of their pass-catching targets from 2011, they return the QB who threw 97 percent of those pass completions.
- Tight end Kevin Marshall has earned 2012 preseason Watch List status from the College Football Performance Awards after emerging as a new favorite target of Piatkowski's in 2011. He caught a career-high 33 passes for 280 yards (8.5) and three touchdowns to earn honorable mention All-PFL honors last year.
- Four Bulldogs who earned Academic All-PFL accolades in 2011 return this season, including one first-teamer (Moorehead) and three second-teamers (Fuhs, Coleman and Merritt).
- Each of the top three tacklers, and four of the top five, return in 2012 from a defensive unit that ranked No. 2 in the FCS (No. 1 PFL) in rushing yards allowed (77.2) and No. 7 (No. 1 PFL) in points allowed (17.8). The four are: Moorehead (78 tackles), Merritt (66), Michael Ratelle (63) and Coleman (51).
- In addition, a defense that led the PFL and ranked No. 13 in the FCS in tackles for loss returns the top three players in that category, in Moorehead (21.) Coleman (16.5) and Anthony Gianaras (Mundelein, Ill./Mundelein) (9.5),

and the personnel who recorded 61.0 of the team's 85.0 TFLs.

- The Bulldogs were one of the nation's top defenses in quarterback sacks (5th FCS, 3rd PFL), and return the top three players in that category, including Coleman (12.0; 10th FCS), Moorehead (10.0) and Gianaras (5.0). Overall, players who accounted for 30.5 of Drake's 39 sacks in 2011 are back in 2012.

### RADIO/TV

- The game will be broadcast on KRNT 1350 AM with Chuck Reed handling the play-by-play. Fans also can listen to the game free via the web at [www.GoDrakeBulldogs.com](http://www.GoDrakeBulldogs.com).

### UP NEXT

- The Bulldogs return to Des Moines to host PFL rival and perennial frontrunner San Diego for homecoming on Oct. 6 at 12:30 p.m.
- Last season, a loss to San Diego was the Bulldogs' lone PFL loss as the teams shared the league title.

## THE SERIES VS. CAMPBELL

Series	Drake leads, 4-0
In Des Moines	Drake leads, 3-0
In Buies Creek	Drake leads, 1-0
First Meeting	Oct. 18, 2008 - W, 45-0
Last Meeting	Oct. 1, 2011 - W, 31-14
Streak	Drake, 4
Last Drake Win	2011

Most Drake Points	49, 2009
Most CU Points	14, 2011
Fewest Drake Points	14, 2010
Fewest CU Points	0, 2008

Largest Drake Margin of Victory	45, 2008
Largest CU Margin of Victory	NA

Longest Drake Winning Streak	4, 2008-
Longest CU Winning Streak	NA

Series Results			
Year	Date	Site	Result
2008	Oct. 18	Des Moines, Iowa	W, 45-0
2009	Nov. 7	Des Moines, Iowa	W, 49-6
2010	Oct. 16	Buies Creek, N.C.	W, 14-12
2011	Oct. 1	Des Moines, Iowa	W, 31-14

## THE LAST TIME IT HAPPENED

## Last time Drake played an overtime game

at Drake 28, Grand View 21 (one overtime), Sept. 10, 2011

## Last time Drake played an overtime game on road

Valparaiso 51, Drake 45, (one overtime), Oct. 25, 2003

## Last shutout by Drake

50-0 vs. Valparaiso, Oct. 22, 2011

## Last shutout by Drake at home

50-0 vs. Valparaiso, Oct. 22, 2011

## Last time Drake shut out

16-0 at North Dakota, Sept. 1, 2011

## Last time Drake shut out at home

37-0 by San Diego, Oct. 21, 2006

## Last Drake kickoff return for touchdown

90 yards, Augustine Agyei vs. Waldorf, Sept. 8, 2007

## Last Drake punt return for a touchdown

49 yards, Mike Lahart vs. Marist, Oct. 2, 2010

## Last time Drake blocked a punt for a touchdown

35 yards, John Hugunin vs. Grand View, Aug. 30, 2012

## Last time Drake blocked a punt for a safety

Mike Bialas vs. Butler, Oct. 6, 2007

## Last Drake pass interception for a touchdown

65 yards, Jake Underwood vs. Valparaiso, Oct. 22, 2011

## Last Drake fumble return for a touchdown

22 yards, Mike Piatkowski vs. Davidson, Oct. 23, 2010

## Last Drake player to rush for 100 yards

119 yards (28 carries), Gary Scott, Jr. vs. Morehead State, Sept. 22, 2012

## Two Drake players 100+ rush yards same game

101 yards (19 carries), Willie Cashmore;  
216 yards in (27 carries), Scott Phaydavong  
vs. Jacksonville, Nov. 10, 2006

## Last Drake player to have 100 or more yards receiving

100 yards (11 receptions),  
Kevin Marshall vs. Montana State, Sept. 8, 2012

## Last Drake player to pass for more than 300 yards

329 yards, Mike Piatkowski at Indiana State, Sept. 15, 2012

## Last Drake player to rush for three touchdowns

3, Scott Phaydavong vs. Valparaiso Sept. 29, 2007

## Last Drake player to catch three touchdowns

3, Jason Jones vs. Jacksonville, Oct. 4, 2003

## Last Drake player to pass for four touchdowns

4, Mike Piatkowski vs. Dayton, Nov. 12, 2011

## Last Drake player to pass for five touchdowns

5, Connor Jostes vs. Upper Iowa, Nov. 6, 2004

## Last Drake player to score three touchdowns

3, Scott Phaydavong vs. Valparaiso, Sept. 29, 2007

## Last Drake player to make four field goals

4, Billy Janssen at Morehead State, Oct. 8, 2011

## THE LAST MEETING

Drake quarterback Mike Piatkowski set career highs with 342 passing yards and a 91 percent completion rate (30-33), and tied a career high with three touchdown passes, to lead the Bulldogs to a 31-14 Pioneer Football League victory on Homecoming Day at Drake Stadium.

Piatkowski's 30 completions tied the school single-game record set by Gary Yagelski vs. Tulsa in 1982 (10/23), and his yardage figure eclipsed his previous best set against Missouri S&T in 2009 (10/10). He completed 16 consecutive passes in the first half after throwing incomplete on his first attempt.

The school single-game record for completion percentage (minimum 10 attempts) is 94.1% (16-17) set by Connor Jostes in 2005 vs. Austin Peay (9/25).\*\*Update: The NCAA confirmed Piatkowski's 90.9% completion rate is an NCAA Division I FCS record for a quarterback who completed a minimum of 30 passes. The record was 88.9% by Richie Williams of Appalachian State vs. Furman, 10/9/04 (40-45).

It was the second 300-yard passing game this season for Piatkowski, and the third of his career. His effort propelled the Bulldogs to 421 total yards, surpassing the 400-yard mark for the second game in a row. They gained 441 yards in last week's win at Butler.

Drake, the PFL's No. 1 rushing defense, held the Fighting Camels to 78 yards on the ground. Campbell entered the game ranked No. 1 in the PFL in rushing, averaging 194.7 yards per game.

Bulldogs wide receiver Joey Orlando caught a career-best two touchdown passes, a 4-yarder in the first quarter to give Drake a 7-0 lead, and a 12-yarder in the second quarter to increase the margin to 21-0.

Running back Trey Morse scored on a 4-yard run with 2:01 to play in the first period, when Drake pushed its lead to 14-0.

The Bulldogs scored touchdowns on three of their first four possessions, covering 67, 80 and 85 yards en route to the end zone to build their 21-0 halftime lead. A third-quarter field goal drive and fourth-quarter touchdown drive covered 70 and 62 yards, respectively, giving Drake five scoring drives of 62 or more yards on the day.

Campbell got on the board for the first time with 6:01 to play in the third quarter when quarterback Braden Smith ran it in from the 1-yard line to cap a 9-play, 60-yard drive.

Drake responded by moving 70 yards in 11 plays to set up a 25-yard field goal by fifth-year senior Billy Janssen to increase the lead to 24-7.

Running back Nathan Paddock caught a two-yard touchdown pass from Piatkowski with 9:23 to play in the game, pushing Drake's lead to 31-7. Paddock set career highs with a team-leading seven catches for a game-high 97 yards and the touchdown.

The Fighting Camels made it a 31-14 game with 6:18 to play when Smith found Chad McMichael for a 4-yard touchdown. For the game Smith completed 28 of 50 for 263 yards and one touchdown with one interception.

Linebacker Jake Underwood made a team-high nine tackles (5 solo), while linebackers Tyler Moorehead and Jeff Grovak followed with eight apiece. Moorehead's seven solo stops led the Bulldogs.

Defensive end Brandon Coleman, who led the PFL and was tied for third in the nation in sacks (1.5/game) entering the game, registered a sack of Smith in the first half to raise his season total to seven.

VS. CAMPBELL DEPTH CHART

OFFENSE

SPLIT END

17	NICK ROSA	6-0	161	SR.
27	Grahm Butler	6-2	184	So.

FLANKER

3	JOEY ORLANDO	5-10	194	SR.
8	Jacob Dines	5-8	163	Jr.

LEFT TACKLE

56	MATT PURDOM	6-5	302	SR.
55	Paddy O'Connell	6-3	255	5-Sr.

LEFT GUARD

73	ZACH BOSCH	6-5	310	SR.
75	Aaron Johnson	6-5	280	So.

CENTER

74	TROY WHITMER	6-2	284	JR.
79	John McMahon	6-3	265	So.

RIGHT GUARD

70	AVERY FUHS	6-4	311	5-SR.
63	Eric Pachter	6-3	320	So.

RIGHT TACKLE

72	VINCE ISRAEL	6-6	285	SR.
59	Jack Beck	6-4	290	So.

TIGHT END

16	KEVIN MARSHALL	6-4	247	SR.
88	Dan Hohenstein	6-6	247	Jr.

QUARTERBACK

2	MIKE PIATKOWSKI	6-1	188	5-SR.
15	Andy Rice	6-3	208	So.

J-BACK

1	MICHAEL HUDSON	6-3	212	SO.
10	Jacob Schmudlach	6-2	229	Jr.

S-BACK

28	GARY SCOTT, JR.	5-9	185	SO.
5	T.J. James	6-0	180	Jr.

OFFENSE

DEFENSIVE END

91	BRANDON COLEMAN	6-3	266	SR.
35	Kolby Knuth	6-3	227	Jr.

NOSE GUARD

96	RYAN LARSON	6-4	277	JR.
49	Nick Underwood	5-11	270	Jr.

DEFENSIVE TACKLE

94	MATT ACREE	6-2	284	JR.
50	Colton Rodgers	6-4	261	R-Fr.

DEFENSIVE END

92	ANTHONY GIANARAS	6-3	246	5-SR.
46	Naser Hannon	6-0	226	Sr.

ROVER

44	TYLER MOOREHEAD	6-1	233	5-SR.
39	Danny Cox	6-0	214	Jr.

MIKE

53	TRAVIS MERRITT	6-0	223	JR.
12	Sean Conerty	6-2	220	Jr.

BUCK

42	JOHN HUGUNIN	5-11	216	SO.
51	Seth Hedman	6-4	223	Sr.

CORNERBACK

10	DREW ORMSETH	5-10	180	SO.
22	Brad Duwe	6-0	183	So.

WHIP

11	JAKE UNDERWOOD	6-1	196	SR.
3	Jonny Getting	6-1	206	So.

FREE SAFETY

21	MIKE RATELLE	6-1	197	SR.
6	Matt Buckley	6-0	191	5-Sr.

CORNERBACK

34	JOHN BLOSS	6-0	173	SO.
2	Derek Temple	5-10	180	Jr.

SPECIALISTS

KICKER

99	SPENCER LEE	6-1	186	SO
24	Cam Bohnert	6-0	185	Fr.

PUNTER

24	CAM BOHNERT	6-0	185	FR.
19	Jeremy STein	6-2	185	Jr.

LONG SNAPPER

55	PADDY O'CONNELL	6-3	255	5-SR.
16	Kevin Marshall	6-4	247	Sr.

HOLDER

2	MIKE PIATKOWSKI	6-1	188	5-SR.
19	Jeremy Stein	6-2	185	Jr.

PUNT RETURNER

8	JACOB DINES	5-8	163	JR.
10	Drew Ormseth	5-10	180	So.

KICK RETURNER

5	T.J. JAMES	6-0	180	JR.
10	Drew Ormseth	5-10	180	So.

PRONUNCIATIONS

Matt Acree	ache-ree	Joel Fuxa	fewks-ah	Dillon Krotz	crawtz	Sam Scherer	shear
Blake Beauchamp	bo-champ	Anthony Gianaras	jah-nare-uhs	Ezekiel Okeleye	oakley	Cody Stepanek	stah-pan-ik
Cam Bohnert	bawn-ehrt	Neko Graf	NEEK-oh	Mark Nicolet	nick-o-lay	Cody Thibault	tee-bo
Alex Cecena	sah-say-na	Naser Hannon	nassir hah-noon	Eric Pachter	pock-ter	Zach Zlabis	slay-bis
Brad Duwe	dooye	John Hugunin	hue-gah-nin	Mike Piatkowski	pee-at-KOW-skee	Caz Zyks	z-ikes
Avery Fuhs	foose	Kolby Knuth	kah-nooth	Matt Purdom	per-duhm		

2012 DRAKE ALPHABETICAL ROSTER

No.	Name	Pos	Ht.	Wt.	Yr.	Exp.	Hometown (High School)
94	Matt Acree	DT	6-3	282	Jr.	VR	Shawnee, Kan. (Mill Valley)
12	Braxton Angle	RB	6-1	205	So.	RS	St. Louis, Mo. (Mary Institute Country Day)
58	Ian Beatty	DL	6-6	237	Fr.	HS	N. Richland Hills, Texas (Nolan Catholic)
80	Blake Beauchamp	WR	6-4	187	Fr.	HS	St. Louis, Mo. (Lindbergh)
59	Jack Beck	OL	6-4	290	So.	RS	Whitefish Bay, Wis. (Whitefish Bay)
36	Ty Betka	DB	5-6	154	Fr.	HS	Superior, Neb. (Superior)
34	John Bloss	DB	6-0	173	So.	RS	Wheaton, Ill. (Wheaton North)
24	Cam Bohnert	K/P	6-0	185	Fr.	HS	Edmond, Okla. (Edmond North)
73	Zach Bosch	OL	6-5	310	Sr.	2V	Tuscola, Ill. (Tuscola Community)
6	Matt Buckley	DB	6-0	191	5-Sr.	2V	Oak Forest, Ill. (Oak Forest)
68	Chris Busbey	OL	6-2	331	So.	RS	Waukesha, Wis. (Waukesha West)
27	Grahm Butler	WR	6-2	184	So.	RS	Brock, Neb. (Johnson)
54	Mike Cardamone	LB	6-2	205	So.	RS	Des Plaines, Ill. (Maine West)
84	Alex Cecena	WR	6-1	192	Sr.	VR	Kansas City, Mo. (Bishop Miege)
76	Andrew Challenger	OL	6-3	262	Fr.	HS	Littleton, Colo. (Valor Christian)
91	Brandon Coleman	DE	6-4	266	Sr.	2V	Cary, Ill. (Cary-Grove)
42	Taylor Coleman	TE	6-1	208	Fr.	HS	Hawthorn Woods, Ill. (Lake Zurich)
12	Sean Conerty	LB	6-2	220	Jr.	VR	Arlington Heights, Ill. (St. Viator)
9	Stephen Covalt	QB	6-2	199	So.	RS	Crystal Lake, Ill. (Prairie Ridge)
39	Danny Cox	LB	6-0	214	Jr.	VR	Sacramento, Calif. (Christian Brothers)
20	Dustin Davis	DB	5-9	190	Sr.	2V	Council Bluffs, Iowa (Abraham Lincoln)
8	Jacob Dines	WR	5-8	163	Jr.	VR	Osage Beach, Mo. (Camdenton)
60	Devon Dodds	OL	6-3	295	So.	HS	Zion, Ill. (Zion-Benton)
23	Patrick Downing	DB	6-1	157	Fr.	HS	Encinitas, Calif. (Catholic Central)
40	Rory Driscoll	LB	6-0	189	Fr.	HS	Kansas City, Mo. (Staley)
22	Brad Duwe	DB	6-0	183	So.	RS	Dubuque, Iowa (Hempstead)
6	Nick Ens	QB	6-3	221	Jr.	VR	Grand Rapids, Mich. (Catholic Central)
62	A.J. Erb	OL	6-3	308	So.	RS	Huntley, Ill. (Huntley)
30	Evan Erickson	DB	5-11	192	So.	RS	Lafayette, Colo. (Centaurus)
70	Avery Fuhs	OL	6-4	311	5-Sr.	2V	Chariton, Iowa (Chariton)
22	Joel Fuxa	TE	6-4	233	Fr.	HS	Excelsior, Minn. (Minnetonka)
3	Jonny Getting	DB	6-1	206	So.	RS	Waukee, Iowa (Waukee)
92	Anthony Gianaras	DE	6-3	246	5-Sr.	2V	Mundelein, Ill. (Mundelein)
15	Neko Graf	WR	6-0	180	Fr.	HS	Racine, Wis. (Lutheran)
83	Matt Greer	WR	5-10	189	Fr.	HS	Creve Coeur, Mo. (Chaminade Coll. Prep)
46	Naser Hannon	DT	6-0	226	Sr.	VR	West Des Moines, Iowa (Valley)
51	Seth Hedman	LB	6-4	223	Sr.	2V	Tulsa, Okla. (Holland Hall School)
57	Al Hern	OL	6-2	283	Fr.	HS	Mokena, Ill. (Lincoln-Way East)
67	Philip Hespem	OL	6-4	304	So.	RS	Crystal Lake, Ill. (Crystal Lake South)
88	Dan Hohenstein	TE	6-6	247	Jr.	VR	Warrenville, Ill. (Wheaton Warrenville South)
52	Kramer Howell	LB	6-2	204	Fr.	HS	Wichita, Kan. (Maize)
1	Michael Hudson	WR	6-3	212	So.	TR	Urbandale, Iowa (Dowling Catholic)
42	John Hugunin	LB	5-11	216	So.	RS	Oswego, Ill. (Oswego)
72	Vince Israel	OL	6-6	285	Sr.	VR	Springfield, Ill. (Glenwood)
5	T.J. James	RB	6-0	180	Jr.	TR	Des Moines, Iowa (Lincoln)
47	Joe Jasnowski	TE	6-5	238	Fr.	HS	Omaha, Neb. (Creighton Prep)
75	Aaron Johnson	OL	6-5	280	So.	RS	Iowa City, Iowa (City High)
29	Justin Klieman	DB	5-10	164	Fr.	HS	Cedar Falls, Iowa (Columbus Catholic)
35	Kolby Knuth	DL	6-3	227	Jr.	VR	Appleton, Wis. (Appleton North)
24	Alex Kramer	DB	6-2	190	Fr.	HS	Springfield, Ill. (Springfield)
78	Dillon Krotz	DL	6-4	279	Fr.	HS	Walker, Iowa (Center Point Urbana)
41	Grant Krueger	RB	5-11	189	Fr.	HS	St. Louis, Mo. (Lindbergh)
37	Mike Labadie	RB	6-2	204	Fr.	HS	Omaha, Neb. (Millard West)
96	Ryan Larson	DT	6-4	277	Jr.	VR	St. Croix Falls, Wisc. (St. Croix Falls)
99	Spencer Lee	K	6-1	186	So.	VR	Johnston, Iowa (Johnston)
16	Kevin Marshall	TE	6-4	247	Sr.	2V	Glen Ellyn, Ill. (Glenbard South)
64	Mason Massei	OL	6-1	275	Fr.	HS	Allen, Texas (Allen)
61	Mike McClanathan	OL	6-2	259	So.	RS	Frontenac, Mo. (Mary Institute Country Day)
65	Tyler McKay	DL	6-2	232	Fr.	HS	Heath, Texas (Rockwall-Heath)
79	John McMahon	OL	6-3	265	So.	RS	Algonquin, Ill. (H.D. Jacobs)
54	Aaron Melton	OL	6-0	283	Fr.	HS	Castle Rock, Colo. (Valor Christian)
53	Travis Merritt	LB	6-1	223	Jr.	VR	Johnston, Iowa (Johnston)
44	Tyler Moorehead	LB	6-1	233	5-Sr.	3V	Mason City, Iowa (Newman Catholic)
4	Trey Morse	RB	5-7	198	Sr.	3V	Elmo, Texas (Parish Episcopal School)
55	Paddy O'Connell	OL	6-3	255	5-Sr.	VR	Orland Park, Ill. (Providence Catholic)
25	Ezekiel Okeleye	RB	5-10	174	So.	RS	Cottage Grove, Minn. (East Ridge)
3	Joey Orlando	WR	5-10	194	Sr.	3V	Park Ridge, Ill. (Maine South)
10	Drew Ormseth	DB	5-10	180	So.	RS	Lake in the Hills, Ill. (Crystal Lake South)
63	Eric Pachter	OL	6-3	320	So.	RS	Naperville, Ill. (Naperville Central)
93	Brett Park	DL	6-3	283	Jr.	2V	Olivette, Mo. (Westminster Christian Academy)
66	Adam Peterka	DL	6-3	242	So.	RS	Valparaiso, Ind. (Valparaiso)
45	Mike Peterson	TE	6-3	218	Fr.	HS	Cedar Rapids, Iowa (Washington)
2	Mike Piatkowski	QB	6-1	188	5-Sr.	3V	Wheaton, Ill. (Wheaton Warrenville South)
28	Bryan Pisklo	DB	6-1	171	Fr.	HS	Tulsa, Okla. (Jenks)
56	Matt Purdom	OL	6-5	302	Sr.	VR	Elmhurst, Ill. (Immaculate Conception)
26	Bob Quilico, Jr.	DB	6-0	195	So.	RS	Schaumburg, Ill. (Schaumburg)
21	Michael Ratelle	DB	6-1	197	Sr.	2V	Edina, Minn. (St. Thomas Academy)
23	Alec Recker	WR	6-1	221	Jr.	VR	Des Moines, Iowa (Johnston)
15	Andy Rice	QB	6-3	208	So.	RS	Stevens Point, Wis. (Pacelli)
4	Michael Roane	DB	6-2	191	Fr.	HS	Chanhassen, Minn. (Holy Family Catholic)
18	Kasey Robinson	WR	5-9	152	Fr.	HS	Minneapolis, Minn. (Breck School)
50	Colton Rodgers	DL	6-4	261	So.	RS	Island Lake, Ill. (Wauconda)

17	Nick Rosa	WR	6-0	161	Sr.	2V	Owasso, Okla. (Owasso)
16	Wyatt Sann	DB	5-11	180	Fr.	HS	Clarion, Iowa (Clarion-Goldfield)
85	Eric Saubert	TE	6-5	208	Fr.	HS	Hoffman Estates, Ill. (Hoffman Estates)
38	Sam Scherer	LB	6-0	223	Fr.	HS	Wilmette, Ill. (New Trier)
7	Jacob Schmudlach	RB	6-2	229	Jr.	VR	Carthage, Ill. (Illini West)
28	Gary Scott, Jr.	RB	5-9	185	So.	RS	Forsyth, Ill. (Maroa-Forsyth)
81	Lee Snell	TE	6-5	233	So.	RS	Overland Park, Kan. (Blue Valley West)
19	Jeremy Stein	P	6-2	185	Jr.	VR	Carpinteria, Calif. (Carpinteria)
87	Cody Stepanek	RB	6-2	221	Fr.	HS	Yale, Iowa (Panorama Community)
13	J.T. Teague	WR	5-8	193	So.	RS	Carrollton, Texas (Hebron)
14	Grant Teckmeyer	QB	6-3	215	Fr.	HS	Lincoln, Neb. (Lincoln Christian)
2	Derek Temple	DB	5-11	180	Jr.	VR	Grimes, Iowa (Johnston)
16	Cody Thibault	QB	6-1	168	Fr.	HS	Lone Tree, Colo. (Valor Christian)
33	Alex Thompson	LB	6-1	231	So.	RS	Englewood, Colo. (Cherry Creek)
82	Brad Troyer	RB	6-1	212	Fr.	HS	Columbia, Mo. (Columbia Rock Bridge)
11	Jake Underwood	DB	6-1	196	Sr.	2V	Cary, Ill. (Cary-Grove)
48	Nick Underwood	LB	6-1	258	Jr.	VR	Cary, Ill. (Cary-Grove)
98	Michael Vankat	LB	6-3	218	So.	RS	Omaha, Neb. (Skutt Catholic)
95	Neal Walters	DL	6-2	237	So.	RS	Phoenix, Ariz. (Pinnacle)
26	A.J. Washington	RB	5-11	192	Fr.	HS	St. Louis, Mo. (Mary Institute Country Day)
99	Al Wegener	DL	6-4	228	Fr.	HS	Overland Park, Kan. (Rockhurst)
74	Troy Whitmer	OL	6-2	284	Jr.	VR	Highlands Ranch, Colo. (Mountain Vista)
77	Ryan Wilbur	DL	6-5	266	Fr.	HS	Brimfield, Ill. (Elmwood)
31	Zach Zlabis	WR	6-5	188	Fr.	HS	Wheaton, Ill. (Wheaton Warrenville South)
32	Caz Zyks	DB	5-9	180	Fr.	HS	Carpentersville, Ill. (HD Jacobs)

2012 DRAKE NUMERICAL ROSTER

NO.	NAME	POS	44	50	51	52	53	54	55	56	57	58	59	60	61	62	63	64	65	66	67	68	70	72	73	74	75	76	77	78	79	80	81	82	83	84	85	87	88	91	92	93	94	95	96	98	99
1	Michael Hudson	WR	Tyler Moorehead	LB																																											
2	Mike Piatkowski	QB	Mike Peterson	TE																																											
2	Derek Temple	DB	Naser Hannon	DT																																											
3	Jonny Getting	DB	Joe Jasnowski	TE																																											
3	Joey Orlando	WR	Nick Underwood	LB																																											
4	Trey Morse	RB	Colton Rodgers	DL																																											
4	Michael Roane	DB	Seth Hedman	LB																																											
5	T.J. James	RB	Kramer Howell	LB																																											
6	Matt Buckley	DB	Travis Merritt	LB																																											
6	Nick Ens	QB	Mike Cardamone	LB																																											
7	Jacob Schmudlach	RB	Aaron Melton	OL																																											
8	Jacob Dines	WR	Paddy O'Connell	OL																																											
9	Stephen Covalt	QB	Matt Purdom	OL																																											
10	Drew Ormseth	DB	Al Hern	OL																																											
11	Jake Underwood	DB	Ian Beatty	DL																																											
12	Braxton Angle	RB	Jack Beck	OL																																											
12	Sean Conerty	LB	Devon Dodds	OL																																											
13	J.T. Teague	WR	Mike McClanathan	OL																																											
14	Grant Teckmeyer	QB	A.J. Erb	OL																																											
15	Neko Graf	WR	Eric Pachter	OL																																											
15	Andy Rice	QB	Mason Massei	OL																																											
16	Kevin Marshall	TE	Tyler McKay	DL																																											
16	Wyatt Sann	DB	Adam Peterka	DL																																											
16	Cody Thibault	QB	Philip Hespem	OL																																											
17	Nick Rosa	WR	Chris Busbey	OL																																											
18	Kasey Robinson	WR	Avery Fuhs	OL																																											
19	Jeremy Stein	P	Vince Israel	OL																																											
20	Dustin Davis	DB	Zach Bosch	OL																																											
21	Michael Ratelle	DB	73	73																																											
22	Brad Duwe	DB	74	74																																											
22	Joel Fuxa	TE	75	75																																											
23	Patrick Downing	DB	76	76																																											
23	Alec Recker	WR	77	77																																											
24	Cam Bohnert	K/P	78	78																																											
24	Alex Kramer	DB	79	79																																											
25	Ezekiel Okeleye	RB	80	80																																											
26	Bob Quilico, Jr.	DB	81	81																																											
26	A.J. Washington	RB	82	82																																											
27	Grahm Butler	WR	83	83																																											
28	Bryan Pisklo	DB	84	84																																											
28	Gary Scott, Jr.	RB	85	85																																											
29	Justin Klieman	DB	87	87																																											
30	Evan Erickson	DB	88	88																																											
31	Zach Zlabis	WR	89	89																																											
32	Caz Zyks	DB	90	90																																											
33	Alex Thompson	LB	91	91																																											
34	John Bloss	DB	92	92																																											
35	Kolby Knuth	DL	93	93																																											
36	Ty Betka	DB	94	94																																											
37	Mike Labadie	RB	95	95																																											
38	Sam Scherer	LB	96	96																																											
39	Danny Cox	LB	98	98																																											
40	Rory Driscoll	LB	99	99																																											
41	Grant Krueger	RB																																													
42	John Hugunin	LB																																													
42	Taylor Coleman	TE																																													

# GRAND VIEW 8 DRAKE 28

SCORING	1	2	3	4	F
Grand View	6	2	0	0	8
Drake	14	0	0	14	28

Attendance: 4,158

DES MOINES, Iowa - The Drake football team trailed early but settled in to defeat Grand View 28-8 Thursday night in front of a crowd of 4,158 in their season opener at Drake Stadium.

After going down a touchdown after a mis-played punt return, the Bulldogs took the lead when Mike Piatkowski (Wheaton, Ill.) floated a one-yard pass to wideout Nick Rosa (Owasso, Okla.). Spencer Lee (Johnston, Iowa) converted the extra point to give the Bulldogs a 7-6 lead.

The Vikings opened the scoring on the night when Neko Graf (Rascine, Wis.) fumbled a punt and the ball was recovered at the Bulldogs 10 yard line. Darius White then carried the ball in on a sweep. Grand View failed to convert the extra point however.

On the ensuing kickoff Mike Ratelle (Edina, Minn.) brought the ball to the Drake 47 to start the drive. The Bulldogs marched down the field on impressive runs from sophomore Gary Scott, Jr. (Forsyth, Ill.) and were capped with the Piatkowski to Rosa connection.

Piatkowski, the 2011 Pioneer Football League Offensive Player of the Year, went 25-41 on the night for 271 yards. He threw two touchdowns and one interception. Rosa led Drake with 68 yards on four catches. Michael Hudson (Urbandale, Iowa) had six catches for 57 yards in his first game with the Bulldogs.

The Vikings put together their best drive of the evening starting at their own 33-yard line and marching the ball all the way down to the Drake 12. The Bulldogs came up with a big stop before slicing through the line in order to block the field goal attempt.

Drake's defense shone the entire night. They held the Vikings to 241 total yards of offense with 12 tackles for a loss and nine sacks.

The Drake offense took advantage of their opponent's miscues when Scott Jr. punched in a two-yard touchdown as the time dwindled down in the first quarter. It was Scott Jr.'s first collegiate rushing touchdown, in his first official game. He also led all rushers with 110 yards on 17 carries. Junior T.J. James (Des Moines, Iowa) carried the ball 11 times for 63 yards.

Yet another special teams miscue lead to the Vikings final points of the game. In the second quarter the Bulldogs lined up to punt deep in their own territory. The snap was well over the head of Jeremy Stein (Carpinteria, Calif.) and out of the endzone for a safety.

The game stalled with neither team amounting any real threat to score for nearly two quarters. The Bulldogs again turned to special teams for help. Senior Naser Hannon (West Des Moines, Iowa) split through the Grand View line and blocked a punt attempt. John Hugunin (Oswego, Ill.) scooped up the ball and took it to the house. Piatkowski again connected with Rosa on the two-point conversion and effectively put the game out



**Linebacker Tyler Moorehead had eight tackles, three sacks and a break-up against Grand View.**

of reach at 22-8.

Drake controlled the ball for the rest of the game and sealed the victory with a Piatkowski touchdown pass to junior Dan Hohenstein (Warrenville, Ill.).

The Bulldogs moved to 1-0 on the season with the victory and 3-0 all time against their cross-town foe.



## SCORING SUMMARY:

### First Quarter

- 10:08 GUV Darius White 10 yd run (Ben Hurley kick failed), 1-10 0:12, GUV 6 - DU 0
- 06:15 DU Rosa, Nick 1 yd pass from Piatkowski,Mik (Lee, Spencer kick), 10-53 3:45, GUV 6 - DU 7
- 00:43 DU Scott, Gary 2 yd run (Lee, Spencer kick), 4-49 1:25, GUV 6 - DU 14

### Second Quarter

- 12:29 GUV TEAM safety, , GUV 8 - DU 14

### Fourth Quarter

- 09:42 DU Hugunin, John 35 yd blocked punt return (Rosa, Nick pass from Piatkowski,Mik), , GUV 8 - DU 22
- 03:44 DU Hohenstein, Dan 12 yd pass from Piatkowski,Mik (Lee, Spencer kick failed), 9-80 3:48, GUV 8 - DU 28

## TEAM STATS

	GUV	DU
FIRST DOWNS	17	22
RUSHES-YARDS (NET)	41-91	37-154
PASSING YDS (NET)	150	271
Passes Att-Comp-Int	34-19-0	41-25-1
TOTAL OFF. PLAYS-YARDS	75-241	78-425
Fumble Returns-Yards	0-0	0-0
Punt Returns-Yards	0-0	5-58
Kickoff Returns-Yards	6-140	1-42
Interception Returns-Yards	1-11	0-0
Punts (Number-Avg)	9-36.9	4-31.0
Fumbles-Lost	1-0	4-2
Penalties-Yards	6-44	7-65
Possession Time	31:06	28:54
Third-Down Conversions	5 of 18	7 of 15
Fourth-Down Conversions	0 of 3	0 of 2
Red-Zone Scores-Chances	1-3	3-3
Sacks By: Number-Yards	2-26	9-46

## INDIVIDUAL STATS

**RUSHING: Grand View**-D. Ballentine 27-47; Jared Scruggs 11-39; Darius White 1-10; G. Fullbright 1-0; Davion Hurst 1-minus 5. **Drake**-Scott, Gary 17-107; James, T.J. 11-60; Morse, Trey 4-5; TEAM 1-minus 9; Piatkowski, Mik 4-minus 9.

**PASSING: Grand View**-D. Ballentine 19-34-0-150.

**Drake**-Piatkowski, Mik 25-41-1-271.

**RECEIVING: Grand View**-Brady Roland 4-66; Taylor Goebel 4-29; Darius White 4-23; Davion Hurst 3-13; J Roberts-Lewis 2-11; Zach Antle 1-4; Gavin Burns 1-4.

**Drake**-Marshall, Kevin 6-63; Hudson, Michael 6-57; Hohenstein, Dan 5-55; Rosa, Nick 4-68; Teague, J.T. 2-12; Scott, Gary 1-11; Orlando, Joey 1-5.

No. 4/4 **MONTANA STATE** 34  
**DRAKE** 24

SCORING	1	2	3	4	F
Montana State	7	7	7	13	34
Drake	0	17	7	0	24

Attendance: 3,558

DES MOINES, Iowa - The Drake University football team kept No. 4 Montana State on the ropes for nearly 60 minutes Saturday evening, but a pair of late touchdowns helped the Bobcats escape Drake Stadium with a 34-24 victory.

The Bulldogs (1-1) led 24-21 at the end of three quarters before MSU (2-0) scored twice and made critical stops on defense to preserve the win in the contest between a pair of defending conference champions.

"This is not ok that we lost, we wanted to come in here tonight and win this game," head coach Chris Creighton said. "Don't get me wrong, that's a great football team that we played, but we came out here to win this game."

Senior quarterback Mike Piatkowski (Wheaton, Ill.) led the Bulldogs' aerial attack with 311 yards on 25-of-43 passing and a touchdown. He also added a touchdown on the ground. However, the Bobcats had a significant advantage on the ground, outgaining Drake, 168-59, with the yardage split almost evenly between Orenzo Davis, Tray Robinson and Cody Kirk.

Drake's defense, especially on the line, continued its strong play with 12 tackles for loss and three sacks against the Bobcats extremely mobile passer, DeNarius McGhee. John Hugunin (Oswego, Ill.), who finished with a game-high 13 tackles, Brett Park (Olivette, Mo.) and Brandon Coleman (Cary, Ill.) each had three tackles for loss.

"Those guys were so focused today that I didn't know what to say to them from the pre-game meal on," Creighton said. "They left everything on the field tonight. Those guys are good."

The Bulldogs took a 17-14 lead into the half on an eight play, 76-yard drive, with a 15-yard touchdown strike from Piatkowski to Hudson. Orlando grabbed another key catch on the drive, this time for 30 yards, to keep the drive alive and set Drake up in the Montana State red zone.

Montana State started the second half with renewed energy. After holding the Bulldogs to a three-and-out, the Bobcats roared down the field to take the lead, 21-17. Quarterback DeNarius McGhee scrambled for two third down conversions, including his five-yard touchdown run.

Later, it was Drake's turn to take advantage of a Montana State mistake, when Drew Ormseth (Lake in the Hills, Ill.) picked off McGhee to give the Bulldogs great field position on the MSU 41-yard line. The passing game continued to be strong as Piatkowski found Marshall once again, this time for a 16-yard gain to set the Bulldogs up inside the five-yard line. Piatkowski got into the endzone on a keeper two plays later from the one-yard line to put the Bulldogs on top, 24-21, with 3:20 remaining in the third quarter.

The Bulldogs stayed within striking distance as sophomore John Bloss (Wheaton, Ill.) recovered a fumble at the Bulldogs' 20-yard line with 7:12



**Quarterback Mike Piatkowski threw for 311 yards against a defense that didn't yield a 300-yard passer in 2011.**

remaining in the fourth quarter. Drake's offense stalled at the 40-yard line after Gary Scott, Jr.'s (Forsyth, Ill.) run on fourth down was smothered.

Montana State didn't put an end to the Bulldogs' upset bid until a touchdown extended its lead, 34-24, with 1:28 remaining in the game. The 9-play, 40-yard drive, erased 3:25 of game clock, which would not leave enough time for Drake to make a comeback.



**SCORING SUMMARY:**

**First Quarter**

01:42 MSU Cody Kirk 2 yd run (Rory Perez kick), 14-90 5:51, MSU 7 - DU 0

**Second Quarter**

10:44 DU James,T.J. 1 yd run (Lee, Spencer kick), 12-80 4:22, MSU 7 - DU 7

08:27 MSU Orenzo Davis 11 yd run (Rory Perez kick), 2-27 1:13, MSU 14 - DU 7

05:14 DU Lee, Spencer 27 yd field goal, 12-83 3:07, MSU 14 - DU 10

00:22 DU Hudson,Michael 15 yd pass from Piatkowski,Mik (Lee, Spencer kick), 8-76 3:15, MSU 14 - DU 17

**Third Quarter**

09:14 MSU DeNarius McGhee 5 yd run (Rory Perez kick), 10-25 4:00, MSU 21 - DU 17

03:20 DU Piatkowski,Mik 1 yd run (Lee, Spencer kick), 5-41 2:08, MSU 21 - DU 24

**Fourth Quarter**

11:34 MSU Tray Robinson 30 yd run (Rory Perez kick failed), 7-61 2:36, MSU 27 - DU 24

01:28 MSU Tanner Bleskin 2 yd pass from DeNarius McGhee (Rory Perez kick), 9-40 3:25, MSU 34 - DU 24

**TEAM STATS**

	MSU	DU
FIRST DOWNS	20	23
RUSHES-YARDS (NET)	44-168	34-59
PASSING YDS (NET)	206	311
Passes Att-Comp-Int	34-22-2	43-25-0
TOTAL OFFENSE PLAYS-YARDS	78-374	77-370
Fumble Returns-Yards	0-0	0-0
Punt Returns-Yards	4-25	2-2
Kickoff Returns-Yards	5-108	5-81
Interception Returns-Yards	0-0	2-9
Punts (Number-Avg)	5-40.2	6-36.8
Fumbles-Lost	1-1	2-1
Penalties-Yards	8-70	3-17
Possession Time	30:22	29:38
Third-Down Conversions	12 of 18	3 of 14
Fourth-Down Conversions	0 of 0	1 of 4
Red-Zone Scores-Chances	4-4	4-4
Sacks By: Number-Yards	3-18	3-11

**INDIVIDUAL STATS**

**RUSHING:** Montana State-Orenzo Davis 15-58; Tray Robinson 5-52; Cody Kirk 13-43; DeNarius McGhee 8-17; Shawn Johnson 1-1; TEAM 2-minus 3.

**Drake-Hudson,Michael** 1-30; Scott, Gary 12-28; James,T.J. 10-20; Morse,Trey 1-11; TEAM 1-minus 11; Piatkowski,Mik 9-minus 19.

**PASSING:** Montana State-DeNarius McGhee 22-34-2-206.

**Drake-Piatkowski,Mike**, 25-43-0-311.

**RECEIVING:** Montana State-Tanner Bleskin 6-78; Jon Ellis 4-46; Cody Kirk 3-34; Everett Gilbert 3-18; Orenzo Davis 3-7; Tiai Salanoa 2-16; Tray Robinson 1-7.

**Drake-Marshall, Kevin** 11-100; Orlando,Joey 6-98; Hudson,Michael 3-37; Rosa, Nick 2-58; Schmudlach,Jac 1-9; Teague, J.T. 1-5; Morse,Trey 1-4.

**DRAKE** 10  
 No. 22/-- **INDIANA STATE** 27

SCORING	1	2	3	4	F
Drake	3	7	0	0	10
Indiana State	0	10	14	3	27

Attendance: 7,189

The Drake University football team fell, 27-10, to No. 22 Indiana State in its final non-conference test of the season in Terre Haute, Ind.

The Sycamores' vaunted rushing offense proved to be the difference as ISU rushed for 368 yards with Payton Award finalist Shakir Bell racking up a school-record 349 yards. The Bulldogs were paced again by senior quarterback Mike Piatkowski's 329 yards on 31-of-53 passing with a touchdown strike to Nick Rosa.

The Drake defense, which came into the game leading the nation in sacks and tackles for loss, was led by Bob Quilico's 11 tackles with the defense getting six tackles for loss and an interception from Drew Ormseth.

"That back [ISU's Shakir Bell], is special and we knew it," Drake head coach Chris Creighton said. "Those guys played hard and are a great football team. We're all about being our best and part of being your best is knowing how to win on gameday. We go into the Pioneer Football League now and we've got to find a way to do that."

The two teams entered halftime knotted at 10-10, but ISU firmly put the momentum in its favor in the third quarter by scoring quickly on its first two possessions with touchdown runs of 60 and 48 yards from Bell. Those touchdowns put ISU up 24-10 less than five minutes into the second half.

However, the Bulldogs continued to battle and got inside the ISU 5-yard line on its next two drives. Unfortunately for Drake, neither of those redzone trips resulted in points, but rather a missed field goal and an inspired ISU goal-line stand. A 35-yard ISU field goal with less than four minutes to play gave the Sycamores the final 17-point cushion.

"We didn't execute and when you're playing a really good team, you've got to execute," Creighton said. "We left a lot out there offensively with opportunities to score. Whenever we executed, we moved the ball down the field."

Drake executed early by scoring on its first drive courtesy of a 21-yard field goal from Spencer Lee that capped an 11-play, 76 yard drive. The Bulldogs held that advantage until midway through the second quarter when ISU got on the board with 22-yard touchdown pass from Mike Perish to Demory Lawshe.

Drake answered that score with one of its own on its next drive as a 41-yard pitch and catch from Piatkowski to Gary Scott, Jr. (Forsyth, Ill.), put the Bulldogs inside the ISU 10-yard line to set up a 7-yard Piatkowski to Rosa touchdown.

An ISU field goal as time expired at the half sent the teams into the locker room tied.



Wide receiver Alex Cecena hauled in three catches at Indiana State



**SCORING SUMMARY:**

**First Quarter**

09:12 DU Lee, Spencer 22 yd field goal, 11-76 5:48, DU 3 - INS 0

**Second Quarter**

07:18 INS Lawshe, Demory 22 yd pass from Perish, Mike (Fritschle, Tann kick), 4-61 1:17, DU 3 - INS 7

03:38 DU Rosa, Nick 7 yd pass from Piatkowski, Mik (Lee, Spencer kick), 7-71 3:35, DU 10 - INS 7

00:00 INS Fritschle, Tann 21 yd field goal, 11-64 3:32, DU 10 - INS 10

**Third Quarter**

12:54 INS Bell, Shakir 60 yd run (Fritschle, Tann kick), 6-83 0:00, DU 10 - INS 17

10:47 INS Bell, Shakir 48 yd run (Fritschle, Tann kick), 2-56 0:47, DU 10 - INS 24

**Fourth Quarter**

03:42 INS Fritschle, Tann 35 yd field goal, 7-19 3:46, DU 10 - INS 27

**TEAM STATS**

	DU	ISU
FIRST DOWNS	21	21
RUSHES-YARDS (NET)	26-43	50-368
PASSING YDS (NET)	329	94
Passes Att-Comp-Int	53-31-1	14-7-1
TOTAL OFFENSE PLAYS-YARDS	79-372	64-462
Fumble Returns-Yards	0-0	0-0
Punt Returns-Yards	1-0	0-0
Kickoff Returns-Yards	3-61	3-61
Interception Returns-Yards	1-18	1-0
Punts (Number-Avg)	4-33.2	3-50.7
Fumbles-Lost	1-0	1-1
Penalties-Yards	3-37	8-60
Possession Time	30:56	29:00
Third-Down Conversions	6 of 16	4 of 11
Fourth-Down Conversions	1 of 4	1 of 1
Red-Zone Scores-Chances	2-4	2-3
Sacks By: Number-Yards	1-10	2-20

**INDIVIDUAL STATS**

**RUSHING:** Drake-James, T.J. 6-29; Morse, Trey 7-26; Scott, Gary 7-17; Piatkowski, Mik 6-minus 29.

**Indiana State**-Bell, Shakir 33-349; Gordon-Lamar, F 6-20; Cheeseborough, 8-11; TM 1-minus 2; Perish, Mike 2-minus 10.

**PASSING:** Drake-Piatkowski, Mik 31-53-1-329. **Indiana State**-Perish, Mike 7-13-1-94; Bell, Shakir 0-1-0-0.

**RECEIVING:** Drake-Orlando, Joey 6-43; Scott, Gary 5-83; Rosa, Nick 5-60; Cecena, Alex 3-30; Marshall, Kevin 3-22; Teague, J.T. 2-32; Schmudlach, Jac 2-13; Morse, Trey 2-13; Butler, Graham 1-20; James, T.J. 1-10; Hohenstein, Dan 1-3. **Indiana State**-Lawshe, Demory 3-48; Bell, Shakir 2-27; Mardis, Michael 1-10; Spencer, Donald 1-9.

**MOREHEAD STATE** 25  
**DRAKE** 28

SCORING	1	2	3	4	F
Morehead State	7	0	10	8	25
Drake	0	7	0	21	28

Attendance: 3,540

In a battle of two top-10 passing offenses, the Drake University football team outdueled Morehead State on a record-setting Saturday afternoon at Drake Stadium.

Led by fifth-year senior quarterback Mike Piatkowski, the Bulldogs fought off a 10-point deficit in the fourth quarter to top the Eagles, 28-25. Piatkowski set the school record for career passing yards in the second quarter with a 75-yard completion to senior Joey Orlando. Piatkowski needed just 31 yards coming in to the game to surpass Ira Vandever's record of 7,868 yards set in 2002. The reigning PFL Offensive Player of the Year finished the game with 29-for-41 passing, for 268 yards and three touchdowns. He now stands alone at 8,106 career passing yards.

"I try not to think about it [the record]," Piatkowski said after the game. "At the end of the season, I'll probably think about it, but we got a win today and that's all that matters. It was a team effort and the crowd was a big part of that."

Orlando was Piatkowski's top target on the day, with eight receptions for 73 yards and a touchdown. Sophomore Gary Scott, Jr. led the ground game with 119 yards on 28 carries and one touchdown.

Defensively, the Bulldogs shut down the sixth-ranked passing offense of the Eagles. Despite only recording one sack on the afternoon, the Bulldogs held the Eagles to a season low 172 pass yards. Sophomore John Hugunin led the defense with 16 tackles and one sack. Junior Travis Merritt added 14 additional tackles to the defensive total.

Drake used an eight-play, 74-yard drive at the beginning of the fourth quarter to regain momentum lost in the third quarter. The drive concluded with a Piatkowski touchdown pass to sophomore J.T. Teague to bring the Bulldogs within three points with 13 minutes remaining in the game.

After the Drake defense came up strong on the following MSU possession, sophomore Drew Ormseth set the offense up with great field position following his 36-yard punt return. Piatkowski then gave the Blue and White its first lead of the game, 21-17, with 9:51 remaining in the game, by finding senior Nick Rosa in the end zone.

Drake all but sealed the victory with four minutes remaining in the game, converting on 4th-and-2 from the 14-yard line. Scott took an option pitch into the end zone to give Drake a two-score lead. With the run, Drake's leading rusher recorded the second 100-yard game of his career.

"We kind of had to have a wake-up call there late," head coach Chris Creighton said. "I don't know that we played any differently in the fourth quarter outside of there being some passion and imposing our will."

Although Morehead State countered with a six-play, 62-yard drive that resulted in a touchdown, they could not recover the onside kick,



**Gary Scott, Jr. piled up 119 yards in the win over Morehead State.**

allowing Drake to bleed the clock to 1:28. Despite sustaining a drive to midfield, Lewis was picked by fifth-year senior Tyler Moorehead (Mason City, Iowa) with 36 seconds remaining on the clock to put an end to any chance at a comeback.



**SCORING SUMMARY:**

**First Quarter**

9:57 MOR SAWYER, Donte 26 yd pass from LEWIS, Zach (DUZAN, Rainer kick), 11-81 5:03, MOR 7 - DU 0

**Second Quarter**

6:34 DU Orlando,Joey 9 yd pass from Piatkowski,Mik (Lee, Spencer kick), 1-9 0:04, MOR 7 - DU 7

**Third Quarter**

5:47 MOR DUZAN, Rainer 21 yd field goal, 15-76 6:04, MOR 10 - DU 7  
2:34 MOR BORNHAUSER, B. 27 yd run (DUZAN, Rainer kick), 2-33 0:39, MOR 17 - DU 7

**Fourth Quarter**

13:40 DU Teague, J.T. 16 yd pass from Piatkowski,Mik (Lee, Spencer kick), 8-74 3:49, MOR 17 - DU 14  
9:54 DU Rosa, Nick 16 yd pass from Piatkowski,Mik (Lee, Spencer kick), 4-31 2:02, MOR 17 - DU 21  
4:00 DU Scott, Gary 14 yd run (Lee, Spencer kick), 8-62 3:16, MOR 17 - DU 28  
1:52 MOR MACSHARA, Rees 4 yd run (STANLEY, Blake pass from LEWIS, Zach), 9-63 2:01, MOR 25 - DU 28

**TEAM STATS**

	MOR	DU
FIRST DOWNS	21	25
RUSHES-YARDS (NET)	44-236	34-135
PASSING YDS (NET)	172	268
Passes Att-Comp-Int	28-21-1	42-29-1
TOTAL OFFENSE PLAYS-YARDS	72-408	76-403
Fumble Returns-Yards	0-0	0-0
Punt Returns-Yards	0-0	4-43
Kickoff Returns-Yards	2-28	3-23
Interception Returns-Yards	1-32	1-0
Punts (Number-Avg)	5-40.4	5-31.8
Fumbles-Lost	3-2	3-1
Penalties-Yards	12-118	4-25
Possession Time	29:10	30:50
Third-Down Conversions	4 of 14	9 of 17
Fourth-Down Conversions	2 of 3	1 of 1
Red-Zone Scores-Chances	2-2	4-6
Sacks By: Number-Yards	0-0	1-10

**INDIVIDUAL STATS**

**RUSHING:** Drake-Scott, Gary 28-119; Piatkowski, Mike 3-15; Morse, Trey 1-6

**Morehead State-**Macshara, Rees 20-132; Stanley, Blake 18-69; Bornhauser, B. 3-44; Sawyer, Donte 1-10

**PASSING:** Drake-Piatkowski, Mike 29-41-1-268.

**Morehead State-**Lewis, Zach 21-28-1-172.

**RECEIVING:** Drake-Orlando,Joey 8-73; Scott, Gary 4-35; Teague, J.T. 3-37; Butler, Graham 3-19; Hudson, Michael 3-18; Marshall, Kevin 3-13; Hohenstein, Dan 2-50; Rosa, Nick 2-22; Schumdlach, Jacob 1-1

**Morehead State-** Sawyer, Donte 7-80; Stanley, Blake 4-28; Macshara, Rees 3-16; Thomas, Kevin 2-20; Bornhauser, B. 2-9; Lewis, Kitaro 2-7; Keller, Luke 1-12

**2012 Drake University Football**  
**Drake Game Results (as of Sep 22, 2012)**  
**All games**

<b>Date</b>	<b>Opponent</b>		<b>Score</b>	<b>Overall</b>	<b>Conference</b>	<b>Time</b>	<b>Attend</b>
Aug 30, 2012	GRAND VIEW	W	28-8	1-0	0-0	2:58	4158
Sep 08, 2012	#4 MONTANA STATE	L	24-34	1-1	0-0	2:54	3558
Sep 15, 2012	at #22 Indiana State	L	10-27	1-2	0-0	3:03	7189
* Sep 22, 2012	MOREHEAD STATE	W	28-25	2-2	1-0	2:52	3540

**2012 Drake University Football  
Drake Overall Team Statistics (as of Sep 22, 2012)  
All games**

<b>Team Statistics</b>	<b>DU</b>	<b>OPP</b>
SCORING	90	94
Points Per Game	22.5	23.5
FIRST DOWNS	91	79
Rushing	24	49
Passing	59	26
Penalty	8	4
RUSHING YARDAGE	391	860
Yards gained rushing	529	993
Yards lost rushing	138	133
Rushing Attempts	131	180
Average Per Rush	3.0	4.8
Average Per Game	97.8	215.0
TDs Rushing	4	9
PASSING YARDAGE	1179	625
Comp-Att-Int	110-179-3	69-110-4
Average Per Pass	6.6	5.7
Average Per Catch	10.7	9.1
Average Per Game	294.8	156.2
TDs Passing	7	3
TOTAL OFFENSE	1570	1485
Total Plays	310	290
Average Per Play	5.1	5.1
Average Per Game	392.5	371.2
KICK RETURNS: #-Yards	12-207	16-337
PUNT RETURNS: #-Yards	12-103	4-25
INT RETURNS: #-Yards	4-27	3-43
KICK RETURN AVERAGE	17.2	21.1
PUNT RETURN AVERAGE	8.6	6.2
INT RETURN AVERAGE	6.8	14.3
FUMBLES-LOST	10-4	6-4
PENALTIES-Yards	17-144	34-292
Average Per Game	36.0	73.0
PUNTS-Yards	19-637	22-887
Average Per Punt	33.5	40.3
Net punt average	31.2	34.7
KICKOFFS-Yards	19-1037	18-1010
Average Per Kick	54.6	56.1
Net kick average	53.3	39.1
TIME OF POSSESSION/Game	29:33	30:26
3RD-DOWN Conversions	25/62	25/61
3rd-Down Pct	40%	41%
4TH-DOWN Conversions	3/11	3/7
4th-Down Pct	27%	43%
SACKS BY-Yards	14-77	7-64
MISC YARDS	39	24
TOUCHDOWNS SCORED	12	12
FIELD GOALS-ATTEMPTS	2-6	3-5
ON-SIDE KICKS	0-0	0-0
RED-ZONE SCORES	(13-17) 76%	(9-12) 75%
RED-ZONE TOUCHDOWNS	(11-17) 65%	(6-12) 50%
PAT-ATTEMPTS	(10-11) 91%	(9-11) 82%
ATTENDANCE	11256	7189
Games/Avg Per Game	3/3752	1/7189
Neutral Site Games		0/0

<b>Score by Quarters</b>	<b>1st</b>	<b>2nd</b>	<b>3rd</b>	<b>4th</b>	<b>OT</b>	<b>Total</b>
Drake	17	31	7	35	0	90
Opponents	20	19	31	24	0	94

**2012 Drake University Football**  
**Drake Overall Individual Statistics (as of Sep 22, 2012)**  
**All games**

Rushing	gp	att	gain	loss	net	avg	td	lg	avg/g
Scott, Gary	4	64	285	14	271	4.2	2	22	67.8
James, T.J.	4	27	113	4	109	4.0	1	20	27.2
Morse, Trey	4	13	53	5	48	3.7	0	11	12.0
Hudson, Michael	3	1	30	0	30	30.0	0	30	10.0
TEAM	3	4	0	25	-25	-6.2	0	0	-8.3
Piatkowski, Mik	4	22	48	90	-42	-1.9	1	21	-10.5
Total	4	131	529	138	391	3.0	4	30	97.8
Opponents	4	180	993	133	860	4.8	9	64	215.0

Passing	gp	effic	comp-att-int	pct	yds	td	lg	avg/g
Piatkowski, Mik	4	127.04	110-178-3	61.8	1179	7	44	294.8
TEAM	3	0.00	0-1-0	0.0	0	0	0	0.0
Total	4	126.33	110-179-3	61.5	1179	7	44	294.8
Opponents	4	112.18	69-110-4	62.7	625	3	29	156.2

Receiving	gp	no.	yds	avg	td	lg	avg/g
Marshall, Kevin	4	23	198	8.6	0	29	49.5
Orlando, Joey	4	21	219	10.4	1	30	54.8
Rosa, Nick	4	13	208	16.0	3	44	52.0
Hudson, Michael	3	12	112	9.3	1	18	37.3
Scott, Gary	4	10	129	12.9	0	41	32.2
Hohenstein, Dan	3	8	108	13.5	1	27	36.0
Teague, J.T.	4	8	86	10.8	1	16	21.5
Butler, Grahm	2	4	39	9.8	0	20	19.5
Schmudlach, Jac	4	4	23	5.8	0	9	5.8
Cecena, Alex	1	3	30	10.0	0	16	30.0
Morse, Trey	4	3	17	5.7	0	7	4.2
James, T.J.	4	1	10	10.0	0	10	2.5
Total	4	110	1179	10.7	7	44	294.8
Opponents	4	69	625	9.1	3	29	156.2

Punt Returns	no.	yds	avg	td	lg
Dines, Jacob	6	9	1.5	0	7
Ormseth, Drew	5	43	8.6	0	36
Hannoon, Naser	1	16	16.0	0	0
Huginin, John	0	35	0.0	1	35
Total	12	103	8.6	1	36
Opponents	4	25	6.2	0	22

Interceptions	no.	yds	avg	td	lg
Ormseth, Drew	2	27	13.5	0	18
Moorehead, Tyle	1	0	0.0	0	0
Ratelle, Mike	1	0	0.0	0	0
Total	4	27	6.8	0	18
Opponents	3	43	14.3	0	25

Kick Returns	no.	yds	avg	td	lg
James, T.J.	8	140	17.5	0	24
Marshall, Kevin	2	17	8.5	0	10
Rosa, Nick	1	8	8.0	0	8
Ratelle, Mike	1	42	42.0	0	42
Total	12	207	17.2	0	42
Opponents	16	337	21.1	0	30

Fumble Returns	no.	yds	avg	td	lg
Total	0	0	0.0	0	0
Opponents	0	0	0.0	0	0

**2012 Drake University Football  
Drake Overall Individual Statistics (as of Sep 22, 2012)  
All games**

Scoring	td	fg	PAT				dpx	saf	pts
			kick	rush	rcv	pass			
Rosa, Nick	3	-	-	-	1	-	-	20	
Lee, Spencer	-	2-6	10-11	-	-	-	-	16	
Scott, Gary	2	-	-	-	-	-	-	12	
Hudson, Michael	1	-	-	-	-	-	-	6	
Orlando, Joey	1	-	-	-	-	-	-	6	
Piatkowski, Mik	1	-	-	-	1-1	-	-	6	
Teague, J.T.	1	-	-	-	-	-	-	6	
Huginin, John	1	-	-	-	-	-	-	6	
Hohenstein, Dan	1	-	-	-	-	-	-	6	
James, T.J.	1	-	-	-	-	-	-	6	
<b>Total</b>	<b>12</b>	<b>2-6</b>	<b>10-11</b>	<b>-</b>	<b>1 1-1</b>	<b>-</b>	<b>-</b>	<b>90</b>	
<b>Opponents</b>	<b>12</b>	<b>3-5</b>	<b>9-11</b>	<b>-</b>	<b>1 1-1</b>	<b>-</b>	<b>1</b>	<b>94</b>	

Total Offense	g	plays	rush	pass	total	avg/g
Piatkowski, Mik	4	200	-42	1179	1137	284.2
Scott, Gary	4	64	271	0	271	67.8
James, T.J.	4	27	109	0	109	27.2
Morse, Trey	4	13	48	0	48	12.0
Hudson, Michael	3	1	30	0	30	10.0
<b>TEAM</b>	<b>3</b>	<b>5</b>	<b>-25</b>	<b>0</b>	<b>-25</b>	<b>-8.3</b>
<b>Total</b>	<b>4</b>	<b>310</b>	<b>391</b>	<b>1179</b>	<b>1570</b>	<b>392.5</b>
<b>Opponents</b>	<b>4</b>	<b>290</b>	<b>860</b>	<b>625</b>	<b>1485</b>	<b>371.2</b>

Field Goals	fg	pct.	01-19	20-29	30-39	40-49	50-99	lg	blk
Lee, Spencer	2-6	33.3	0-0	2-4	0-1	0-1	0-0	27	1
<b>FG Sequence</b>	<b>Drake</b>								
Grand View	41								
Montana State	(27)								
Indiana State	(22),22								
Morehead State	24,37								
									<b>Opponents</b>

Punting	no.	yds	avg	lg	tb	fc	i20	50+	blk
Stein, Jeremy	16	535	33.4	41	0	4	3	0	0
Bohnert, Cam	3	102	34.0	37	1	0	1	0	0
<b>Total</b>	<b>19</b>	<b>637</b>	<b>33.5</b>	<b>41</b>	<b>1</b>	<b>4</b>	<b>4</b>	<b>0</b>	<b>0</b>
<b>Opponents</b>	<b>22</b>	<b>887</b>	<b>40.3</b>	<b>58</b>	<b>1</b>	<b>5</b>	<b>9</b>	<b>5</b>	<b>1</b>

Kickoffs	no.	yds	avg	tb	ob	retn	net	ydln
Lee, Spencer	19	1037	54.6	0	1			
<b>Total</b>	<b>19</b>	<b>1037</b>	<b>54.6</b>	<b>0</b>	<b>1</b>	<b>21.1</b>	<b>36.8</b>	<b>28</b>
<b>Opponents</b>	<b>18</b>	<b>1010</b>	<b>56.1</b>	<b>4</b>	<b>0</b>	<b>17.2</b>	<b>39.1</b>	<b>25</b>

Numbers in (parentheses) indicate field goal was made.

**2012 Drake University Football**  
**Drake Overall Individual Statistics (as of Sep 22, 2012)**  
**All games**

All Purpose	g	rush	rcv	pr	kr	ir	total	avg/g
Scott, Gary	4	271	129	0	0	0	400	100.0
James, T.J.	4	109	10	0	140	0	259	64.8
Orlando, Joey	4	0	219	0	0	0	219	54.8
Rosa, Nick	4	0	208	0	8	0	216	54.0
Marshall, Kevin	4	0	198	0	17	0	215	53.8
Hudson, Michael	3	30	112	0	0	0	142	47.3
Hohenstein, Dan	3	0	108	0	0	0	108	36.0
Teague, J.T.	4	0	86	0	0	0	86	21.5
Ormseth, Drew	4	0	0	43	0	27	70	17.5
Morse, Trey	4	48	17	0	0	0	65	16.2
Ratelle, Mike	2	0	0	0	42	0	42	21.0
Butler, Graham	2	0	39	0	0	0	39	19.5
Huginin, John	4	0	0	35	0	0	35	8.8
Cecena, Alex	1	0	30	0	0	0	30	30.0
Schmudlach, Jac	4	0	23	0	0	0	23	5.8
Hannoon, Naser	2	0	0	16	0	0	16	8.0
Dines, Jacob	3	0	0	9	0	0	9	3.0
TEAM	3	-25	0	0	0	0	-25	-8.3
Piatkowski, Mik	4	-42	0	0	0	0	-42	-10.5
Total	4	391	1179	103	207	27	1907	476.8
Opponents	4	860	625	25	337	43	1890	472.5

**2012 Drake University Football**  
**Drake Overall Defensive Statistics (as of Sep 22, 2012)**  
**All games**

#	Defensive Leaders	gp	Tackles				tfl/yds	Sacks no-yds	Pass defense			Fumbles		blkd	
			ua	a	tot				int-yds	brup	qbh	rcv-yds	ff	kick	saf
33	Huginin, John	4	21	25	46	3.5-14	1.0-10	.	.	.	.	.	.	.	.
53	Merritt, Travis	4	23	22	45	2.0-4	.	.	.	.	.	1	.	.	.
2Q	Quilico,Bob	4	19	16	35	.	.	.	1	.	.	.	.	.	.
44	Moorehead, Tyle	4	15	11	26	4.0-22	4.0-22	1-0	1	.	.	.	.	.	.
91	Coleman, Brando	4	9	9	18	8.0-31	3.0-16	.	1	.	.	.	.	.	.
94	Acree, Matt	4	8	9	17	5.0-14	2.0-10	.	1	.	.	.	.	1	.
34	Bloss, John	4	9	8	17	1.0-1	.	.	1	.	2-0	.	.	.	.
92	Gianaras, Antho	4	2	13	15	1.0-4	1.0-4	.	.	1	1-0	.	.	.	.
96	Larson, Ryan	4	3	11	14	.	.	.	.	.	.	.	.	.	.
10	Ormseth,Drew	4	5	7	12	.	.	2-27	.	.	1-0	.	.	.	.
11	Underwood, Jake	2	6	6	12	.	.	.	1	.	.	1	.	.	.
21	Ratelle, Mike	2	7	4	11	.	.	1-0	.	.	.	.	.	.	.
93	Park, Brett	2	4	6	10	3.5-9	2.0-7	.	.	.	.	.	.	.	.
2T	Temple,Derek	4	6	3	9	.	.	.	.	.	.	.	.	.	.
2Z	Duwe, Brad	4	5	4	9	2.0-5	.	.	.	.	.	1	.	.	.
6	Buckley,Matt	3	4	5	9	.	.	.	.	.	.	.	.	.	.
51	Hedman, Seth	4	4	4	8	.	.	.	.	.	.	.	.	.	.
39	Cox, Danny	1	1	3	4	.	.	.	.	.	.	.	.	.	.
35	Knuth, Kolby	3	2	.	2	1.0-8	1.0-8	.	.	.	.	.	.	.	.
4	Morse,Trey	4	1	1	2	.	.	.	.	.	.	.	.	.	.
1	Hudson,Michael	3	1	.	1	.	.	.	.	.	.	.	.	.	.
55	O'Connell, Padd	1	.	1	1	.	.	.	.	.	.	.	.	.	.
3	Orlando,Joey	4	1	.	1	.	.	.	.	.	.	.	.	.	.
5	James,T.J.	4	.	1	1	.	.	.	.	.	.	.	.	.	.
48	Underwood, Nick	3	.	1	1	.	.	.	.	.	.	.	.	.	.
46	Hannoon, Naser	2	.	.	.	.	.	.	.	.	.	.	.	1	.
	Total	4	156	170	326	31-112	14-77	4-27	6	1	4-0	3	2	.	.
	Opponents	4	165	138	303	24-98	7-64	3-43	15	8	4-0	4	1	1	.

## 2012 Drake University Football Drake Team Game-by-Game (as of Sep 22, 2012) All games

### TEAM STATISTICS

Date	Opponent	Rushing				Receiving				Passing				Kick Returns			Punt Returns				tot off	
		no.	yds	td	lg	no.	yds	td	lg	cmp-att-int	yds	td	lg	no.	yds	td	lg	no.	yds	td		lg
Aug 30	GRAND VIEW	37	154	1	22	25	271	2	44	25-41-1	271	2	44	1	42	0	42	5	58	1	35	425
Sep 08	MONTANA STATE	34	59	2	30	25	311	1	39	25-43-0	311	1	39	5	81	0	24	2	2	0	2	370
Sep 15	at Indiana State	26	43	0	12	31	329	1	41	31-53-1	329	1	41	3	61	0	24	1	0	0	0	372
Sep 22	MOREHEAD STATE	34	135	1	20	29	268	3	27	29-42-1	268	3	27	3	23	0	10	4	43	0	36	403
Drake		131	391	4	30	110	1179	7	44	110-179-3	1179	7	44	12	207	0	42	12	103	1	36	1570
		180	860	9	64	69	625	3	29	69-110-4	625	3	29	16	337	0	30	4	25	0	22	1485

Games played: 4

Avg per rush: 3.0

Avg per catch: 10.7

Pass efficiency: 126.33

Kick ret avg: 17.2

Punt ret avg: 8.6

All purpose avg/game: 476.8

Total offense avg/gm: 392.5

Date	Opponent	Tackles				Sacks	Fumble		Pass Defense			Blkd	PAT Attempts				pts
		ua	a	total	tfl-yds	no-yds	ff	fr-yds	int-yds	qbh	brup	kick	kick	rush	rcv	saf	
Aug 30	GRAND VIEW	44	34	78	13.0-57	9.0-46	0	0-0	0-0	0	2	2	2-3	0	1	0	28
Sep 08	MONTANA STATE	43	38	81	10.0-22	3.0-11	1	1-0	2-9	0	2	0	3-3	0	0	0	24
Sep 15	at Indiana State	27	58	85	6.0-22	1.0-10	1	1-0	1-18	0	1	0	1-1	0	0	0	10
Sep 22	MOREHEAD STATE	42	40	82	2.0-11	1.0-10	1	2-0	1-0	1	1	0	4-4	0	0	0	28
Drake		156	170	326	31.0-112	14.0-77	3	4-0	4-27	1	6	2	10-11	0	1	0	90
		165	138	303	24.0-98	7.0-64	4	4-0	3-43	8	15	1	9-11	0	1	1	94

Date	Opponent	Punting							Field Goals			Kickoffs						
		no.	yds	avg	long	blkd	tb	fc	50+	i20	md-att	long	blkd	no.	yds	avg	tb	ob
Aug 30	GRAND VIEW	4	124	31.0	34	0	0	0	0	0	0-1	0	1	6	350	58.3	0	0
Sep 08	MONTANA STATE	6	221	36.8	40	0	0	2	0	2	1-1	27	0	5	284	56.8	0	0
Sep 15	at Indiana State	4	133	33.2	41	0	0	2	0	0	1-2	22	0	3	188	62.7	0	0
Sep 22	MOREHEAD STATE	5	159	31.8	40	0	1	0	0	2	0-2	0	0	5	215	43.0	0	1
Drake		19	637	33.5	41	0	1	4	0	4	2-6	27	1	19	1037	54.6	0	1
		22	887	40.3	58	1	1	5	5	9	3-5	35	1	18	1010	56.1	4	0

## 2012 Drake University Football Drake Opponent Game-by-Game (as of Sep 22, 2012) All games

### OPPONENT STATISTICS

Date	Opponent	Rushing				Receiving				Passing				Kick Returns				Punt Returns				tot off
		no.	yds	td	lg	no.	yds	td	lg	cmp-att-int	yds	td	lg	no.	yds	td	lg	no.	yds	td	lg	
Aug 30	GRAND VIEW	42	88	1	20	19	153	0	29	19-34-0	153	0	29	6	140	0	28	0	0	0	0	241
Sep 08	MONTANA STATE	44	168	4	30	22	206	1	21	22-34-2	206	1	21	5	108	0	28	4	25	0	22	374
Sep 15	at Indiana State	50	368	2	64	7	94	1	22	7-14-1	94	1	22	3	61	0	30	0	0	0	0	462
Sep 22	MOREHEAD STATE	44	236	2	27	21	172	1	26	21-28-1	172	1	26	2	28	0	14	0	0	0	0	408
Opponents		180	860	9	64	69	625	3	29	69-110-4	625	3	29	16	337	0	30	4	25	0	22	1485
		131	391	4	30	110	1179	7	44	110-179-3	1179	7	44	12	207	0	42	12	103	1	36	1570

Games played: 4  
 Avg per rush: 4.8  
 Avg per catch: 9.1  
 Pass efficiency: 112.18  
 Kick ret avg: 21.1  
 Punt ret avg: 6.2  
 All purpose avg/game: 472.5  
 Total offense avg/gm: 371.2

Date	Opponent	Tackles				Sacks no-yds	Fumble		Pass Defense			Blkd kick	PAT Attempts			saf	pts
		ua	a	total	tfl-yds		ff	fr-yds	int-yds	qbh	brup		kick	rush	rcv		
Aug 30	GRAND VIEW	43	28	71	7.0-35	2.0-26	1	2-0	1-11	0	2	1	0-1	0	0	1	8
Sep 08	MONTANA STATE	45	28	73	7.0-24	3.0-18	1	1-0	0-0	0	3	0	4-5	0	0	0	34
Sep 15	at Indiana State	33	52	85	6.0-32	2.0-20	1	0-0	1-0	7	7	0	3-3	0	0	0	27
Sep 22	MOREHEAD STATE	44	30	74	4.0-7	0.0-0	1	1-0	1-32	1	3	0	2-2	0	1	0	25
Opponents		165	138	303	24.0-98	7.0-64	4	4-0	3-43	8	15	1	9-11	0	1	1	94
		156	170	326	31.0-112	14.0-77	3	4-0	4-27	1	6	2	10-11	0	1	0	90

Date	Opponent	Punting									Field Goals			Kickoffs				
		no.	yds	avg	long	blkd	tb	fc	50+	i20	md-att	long	blkd	no.	yds	avg	tb	ob
Aug 30	GRAND VIEW	9	332	36.9	52	1	1	3	1	3	0-1	0	1	2	125	62.5	1	0
Sep 08	MONTANA STATE	5	201	40.2	50	0	0	1	1	2	0-0	0	0	6	370	61.7	1	0
Sep 15	at Indiana State	3	152	50.7	56	0	0	1	2	1	2-3	35	0	5	319	63.8	2	0
Sep 22	MOREHEAD STATE	5	202	40.4	58	0	0	0	1	3	1-1	21	0	5	196	39.2	0	0
Opponents		22	887	40.3	58	1	1	5	5	9	3-5	35	1	18	1010	56.1	4	0
		19	637	33.5	41	0	1	4	0	4	2-6	27	1	19	1037	54.6	0	1

**2012 Drake University Football  
Drake Game Superlatives (as of Sep 22, 2012)  
All games**

**INDIVIDUAL GAME HIGHS**

Rushes	28	Scott, Gary vs Morehead State (Sep 22, 2012)
Yards Rushing	119	Scott, Gary vs Morehead State (Sep 22, 2012)
TD Rushes	1	Scott, Gary vs Grand View (Aug 30, 2012)
	1	Piatkowski, Mik vs Montana State (Sep 08, 2012)
	1	James, T.J. vs Montana State (Sep 08, 2012)
	1	Scott, Gary vs Morehead State (Sep 22, 2012)
Long Rush	30	Hudson, Michael vs Montana State (Sep 08, 2012)
Pass attempts	53	Piatkowski, Mik at Indiana State (Sep 15, 2012)
Pass completions	31	Piatkowski, Mik at Indiana State (Sep 15, 2012)
Yards Passing	329	Piatkowski, Mik at Indiana State (Sep 15, 2012)
TD Passes	3	Piatkowski, Mik vs Morehead State (Sep 22, 2012)
Long Pass	44	Piatkowski, Mik vs Grand View (Aug 30, 2012)
Receptions	11	Marshall, Kevin vs Montana State (Sep 08, 2012)
Yards Receiving	100	Marshall, Kevin vs Montana State (Sep 08, 2012)
TD Receptions	1	Rosa, Nick vs Grand View (Aug 30, 2012)
	1	Hohenstein, Dan vs Grand View (Aug 30, 2012)
	1	Hudson, Michael vs Montana State (Sep 08, 2012)
	1	Rosa, Nick at Indiana State (Sep 15, 2012)
	1	Orlando, Joey vs Morehead State (Sep 22, 2012)
	1	Teague, J.T. vs Morehead State (Sep 22, 2012)
	1	Rosa, Nick vs Morehead State (Sep 22, 2012)
Long Reception	44	Rosa, Nick vs Grand View (Aug 30, 2012)
Field Goals	1	Lee, Spencer vs Montana State (Sep 08, 2012)
	1	Lee, Spencer at Indiana State (Sep 15, 2012)
Long Field Goal	27	Lee, Spencer vs Montana State (Sep 08, 2012)
Punts	6	Stein, Jeremy vs Montana State (Sep 08, 2012)
Punting Avg	36.8	Stein, Jeremy vs Montana State (Sep 08, 2012)
Long Punt	41	Stein, Jeremy at Indiana State (Sep 15, 2012)
Punts inside 20	2	Stein, Jeremy vs Montana State (Sep 08, 2012)
Long Punt Return	36	Ormseth, Drew vs Morehead State (Sep 22, 2012)
Long Kickoff Return	42	Ratelle, Mike vs Grand View (Aug 30, 2012)
Tackles	16	Hugunin, John vs Morehead State (Sep 22, 2012)
Sacks	3.0	Moorehead, Tyle vs Grand View (Aug 30, 2012)
Tackles For Loss	4.0	Acree, Matt vs Grand View (Aug 30, 2012)
Interceptions	1	Ormseth, Drew vs Montana State (Sep 08, 2012)
	1	Ratelle, Mike vs Montana State (Sep 08, 2012)
	1	Ormseth, Drew at Indiana State (Sep 15, 2012)
	1	Moorehead, Tyle vs Morehead State (Sep 22, 2012)

**2012 Drake University Football  
Drake Game Superlatives (as of Sep 22, 2012)  
All games**

**TEAM GAME HIGHS**

Rushes	37	vs Grand View (Aug 30, 2012)
Yards Rushing	154	vs Grand View (Aug 30, 2012)
Yards Per Rush	4.2	vs Grand View (Aug 30, 2012)
TD Rushes	2	vs Montana State (Sep 08, 2012)
Pass attempts	53	at Indiana State (Sep 15, 2012)
Pass completions	31	at Indiana State (Sep 15, 2012)
Yards Passing	329	at Indiana State (Sep 15, 2012)
Yards Per Pass	7.2	vs Montana State (Sep 08, 2012)
TD Passes	3	vs Morehead State (Sep 22, 2012)
Total Plays	79	at Indiana State (Sep 15, 2012)
Total Offense	425	vs Grand View (Aug 30, 2012)
Yards Per Play	5.4	vs Grand View (Aug 30, 2012)
Points	28	vs Grand View (Aug 30, 2012)
	28	vs Morehead State (Sep 22, 2012)
Sacks By	9	vs Grand View (Aug 30, 2012)
First Downs	25	vs Morehead State (Sep 22, 2012)
Penalties	7	vs Grand View (Aug 30, 2012)
Penalty Yards	65	vs Grand View (Aug 30, 2012)
Turnovers	3	vs Grand View (Aug 30, 2012)
Interceptions By	2	vs Montana State (Sep 08, 2012)
Punts	6	vs Montana State (Sep 08, 2012)
Punting Avg	36.8	vs Montana State (Sep 08, 2012)
Long Punt	41	at Indiana State (Sep 15, 2012)
Punts inside 20	2	vs Montana State (Sep 08, 2012)
	2	vs Morehead State (Sep 22, 2012)
Long Punt Return	36	vs Morehead State (Sep 22, 2012)

**2012 Drake University Football  
Drake Game Superlatives (as of Sep 22, 2012)  
All games**

**OPPONENT INDIVIDUAL GAME HIGHS**

Rushes	33	Bell, Shakir, at Indiana State (Sep 15, 2012)
Yards Rushing	349	Bell, Shakir, at Indiana State (Sep 15, 2012)
TD Rushes	2	Bell, Shakir, at Indiana State (Sep 15, 2012)
Long Rush	64	Bell, Shakir, at Indiana State (Sep 15, 2012)
Pass attempts	34	D. Ballentine, vs Grand View (Aug 30, 2012)
	34	DeNarius McGhee, vs Montana State (Sep 08, 2012)
Pass completions	22	DeNarius McGhee, vs Montana State (Sep 08, 2012)
Yards Passing	206	DeNarius McGhee, vs Montana State (Sep 08, 2012)
TD Passes	1	DeNarius McGhee, vs Montana State (Sep 08, 2012)
	1	Perish, Mike, at Indiana State (Sep 15, 2012)
	1	LEWIS, Zach, vs Morehead State (Sep 22, 2012)
Long Pass	29	D. Ballentine, vs Grand View (Aug 30, 2012)
Receptions	7	SAWYER, Donte, vs Morehead State (Sep 22, 2012)
Yards Receiving	80	SAWYER, Donte, vs Morehead State (Sep 22, 2012)
TD Receptions	1	Tanner Bleskin, vs Montana State (Sep 08, 2012)
	1	Lawshe, Demory, at Indiana State (Sep 15, 2012)
	1	SAWYER, Donte, vs Morehead State (Sep 22, 2012)
Long Reception	29	Brady Roland, vs Grand View (Aug 30, 2012)
Field Goals	2	Fritschle, Tann, at Indiana State (Sep 15, 2012)
Long Field Goal	35	Fritschle, Tann, at Indiana State (Sep 15, 2012)
Punts	8	Zach Antle, vs Grand View (Aug 30, 2012)
Punting Avg	50.7	Hileman, Lucas, at Indiana State (Sep 15, 2012)
Long Punt	58	DUZAN, Rainer, vs Morehead State (Sep 22, 2012)
Punts inside 20	3	Zach Antle, vs Grand View (Aug 30, 2012)
	3	DUZAN, Rainer, vs Morehead State (Sep 22, 2012)
Long Punt Return	22	Shawn Johnson, vs Montana State (Sep 08, 2012)
Long Kickoff Return	30	Riley, Tanner, at Indiana State (Sep 15, 2012)
Tackles	14	Dudley Bickham, vs Grand View (Aug 30, 2012)
	14	Washington, Jac, at Indiana State (Sep 15, 2012)
	14	Archie, Aaron, at Indiana State (Sep 15, 2012)
Sacks	1.0	Dudley Bickham, vs Grand View (Aug 30, 2012)
	1.0	Jon Higgins, vs Grand View (Aug 30, 2012)
	1.0	Preston Gale, vs Montana State (Sep 08, 2012)
	1.0	C. Schreibeis, vs Montana State (Sep 08, 2012)
	1.0	Craig Ashworth, vs Montana State (Sep 08, 2012)
	1.0	Bashir, Zakee, at Indiana State (Sep 15, 2012)
	1.0	Underwood, Conn, at Indiana State (Sep 15, 2012)
Tackles For Loss	3.0	Dudley Bickham, vs Grand View (Aug 30, 2012)
	3.0	Underwood, Conn, at Indiana State (Sep 15, 2012)
Interceptions	1	Dudley Bickham, vs Grand View (Aug 30, 2012)
	1	Towalid, Johnny, at Indiana State (Sep 15, 2012)
	1	HENDRIX, Jordan, vs Morehead State (Sep 22, 2012)

**2012 Drake University Football  
Drake Game Superlatives (as of Sep 22, 2012)  
All games**

**OPPONENT TEAM GAME HIGHS**

Rushes	50	at Indiana State (Sep 15, 2012)
Yards Rushing	368	at Indiana State (Sep 15, 2012)
Yards Per Rush	7.4	at Indiana State (Sep 15, 2012)
TD Rushes	4	vs Montana State (Sep 08, 2012)
Pass attempts	34	vs Grand View (Aug 30, 2012)
	34	vs Montana State (Sep 08, 2012)
Pass completions	22	vs Montana State (Sep 08, 2012)
Yards Passing	206	vs Montana State (Sep 08, 2012)
Yards Per Pass	6.7	at Indiana State (Sep 15, 2012)
TD Passes	1	vs Montana State (Sep 08, 2012)
	1	at Indiana State (Sep 15, 2012)
	1	vs Morehead State (Sep 22, 2012)
Total Plays	78	vs Montana State (Sep 08, 2012)
Total Offense	462	at Indiana State (Sep 15, 2012)
Yards Per Play	7.2	at Indiana State (Sep 15, 2012)
Points	34	vs Montana State (Sep 08, 2012)
Sacks By	3	vs Montana State (Sep 08, 2012)
First Downs	21	at Indiana State (Sep 15, 2012)
	21	vs Morehead State (Sep 22, 2012)
Penalties	12	vs Morehead State (Sep 22, 2012)
Penalty Yards	118	vs Morehead State (Sep 22, 2012)
Turnovers	3	vs Montana State (Sep 08, 2012)
	3	vs Morehead State (Sep 22, 2012)
Interceptions By	1	vs Grand View (Aug 30, 2012)
	1	at Indiana State (Sep 15, 2012)
	1	vs Morehead State (Sep 22, 2012)
Punts	9	vs Grand View (Aug 30, 2012)
Punting Avg	50.7	at Indiana State (Sep 15, 2012)
Long Punt	58	vs Morehead State (Sep 22, 2012)
Punts inside 20	3	vs Grand View (Aug 30, 2012)
	3	vs Morehead State (Sep 22, 2012)
Long Punt Return	22	vs Montana State (Sep 08, 2012)