

DRAKE FOOTBALL 2012 GAME NOTES



PIONEER FOOTBALL LEAGUE CHAMPIONS: 2011, 2004, 2000, 1998, 1995

GAME 4 • SEPT. 22, 2012 • 1 P.M. CDT • DES MOINES, IOWA • DRAKE STADIUM (14,557)



DRAKE Bulldogs (1-2/0-0 PFL)

Head Coach: Chris Creighton (Kenyon, 1991)

Career Record: 126-40 (16th season), at Drake: 31-16 (5th season), vs. MSU: 2-0

VS.

MOREHEAD STATE Eagles (1-2/0-0 PFL)

Head Coach: Matt Ballard (Gardner-Webb, 1979)

Career Record: 134-125-1 (25th season), at MSU: 99-100 (19th season), vs. Drake: 2-5



#DUvsMSU

GAME INFORMATION

Date	Saturday, Sept. 22, 2012
Kickoff	1 p.m. CDT
Site	Des Moines, Iowa
Stadium	Drake Stadium (14,557)

Radio	KRNT 1350 AM
Live Stats/Audio	www.GoDrakeBulldogs.com
Live Video	www.GoDrakeBulldogs.com
Twitter Updates	@DUBulldogs
Today's Game Hashtag	#DUvsMSU

Series	Drake leads, 5-2
In Des Moines	Drake leads, 3-0
In Morehead	Tied, 2-2
First Meeting	Sept. 27, 2003 - L, 34-17
Last Meeting	Oct. 8, 2011 - W, 41-26
Streak	Drake, 2
Last Drake Win	2011

COACHING STAFF

Head Coach	Chris Creighton
Overall Record	126-40 (16th season)
Record at Drake	31-16 (5th season)
Asst. HC/OL/Special Teams	Rick Fox
Defensive Coordinator	Brad McCaslin
Cornerbacks	Kahlil Carter
Running Backs	Bill Charles
Recruiting Coord./Def. Backs	Todd Frakes
Receivers	Jeff Martin
Tight Ends/J-Backs	Mark Nicolet
Defensive Line	George Sypniewski
Defensive Line	Dain Taylor
Student Assistant	Tyler Mosier

LAST GAME

DRAKE

at No. 22 Indiana State	L, 27-10
Total Offense	372 yards
Rushing	43 yards
Passing	329 yards
Total Offense Allowed	462 yards
Rushing Allowed	368 yards
Passing Allowed	94 yards

Rushing Leaders

T.J. James	6 carries, 29 yards
Trey Morse	7 carries, 28 yards

Passing Leaders

Mike Piatkowski	31-of-53, 329 yards, 1 TD
-----------------	---------------------------

Receiving Leaders

Gary Scott, Jr.	5 catches, 83 yards
Nick Rosa	5 catches, 60 yards
Joey Orlando	6 catches, 43 yards












Defensive Leaders

Bob Quilico, Jr.	11 tackles, 6 solo
John Hugunin	10 tackles, 7 solo, 0.5 TFL
Travis Merritt	9 tackles, 3 solo, 1 TFL

THE GAME

- The Drake University football team returns to campus to open up Pioneer Football League play Saturday against Morehead State.
- The Bulldogs are 5-1 in PFL openers since 2006 and have won three-straight conference openers.
- Drake is coming off back-to-back losses to ranked opponents as the team fell at home to No. 4 Montana State and on the road last weekend at No. 22 Indiana State to stand at 1-2 this season.
- Saturday could be a record-setting day for Drake quarterback Mike Piatkowski. The senior needs just 31 yards to become Drake's all-time leader in career passing yards. He currently has 7,838 career yards and has thrown for 300 or more yards in back-to-back games.
- The passing game promises to be on full display as Drake enters the game ranked 10th nationally in passing offense at 303.7 yards per game while MSU is ranked sixth at 349.3 yards per contest.
- Individually, MSU quarterback Zach Lewis has thrown for 8,203 career yards, the fourth-most in PFL history.
- Morehead State is 1-2 on the season as well with a season-opening win over Southern Virginia and losses to Eastern Kentucky and St. Francis (Pa.).
- In its most recent outing, MSU held a 23-14 halftime lead before St. Francis scored 43 unanswered second-half points and ran for 457 yards.
- Drake's defense continues to disrupt opponents' backfields and ranks third nationally in both sacks and tackles for loss with 4.3 and 9.7 per game. The defense leads the PFL in both categories as well.
- Drake leads the all-time series between the two programs by a 5-2 margin and is a sterling 3-0 at Drake Stadium. The Bulldogs have won two straight over MSU. Head coach Chris Creighton is 2-0 against MSU at Drake.

2012 SCHEDULE/RESULTS

	Aug. 30	GRAND VIEW	W, 28-8
		Drake scored 14 fourth-quarter points and racked up 425 yards of offense in the season opener. The defense recorded nine sacks and 12 TFL.	
	Sept. 8	No. 4/4 MONTANA STATE	L, 34-24
		Drake leads the No. 4 team in the country through three quarters but 13 fourth-quarter points from MSU allow it to pull away.	
	Sept. 15	at 22/RV Indiana State	L, 27-10
		Drake plays even with No. 22 ISU for the first half as Mike Piatkowski throws for 329 yards.	
	Sept. 22	MOREHEAD STATE	1 p.m.
		Des Moines, Iowa Drake Stadium (14,557) DU leads 5-2	
	Sept. 29	at Campbell	5 p.m.
		Buies Creek, N.C. Barker-Lane Stadium (5,000) DU leads 4-0	
	Oct. 6	SAN DIEGO	12:30 p.m.
		Des Moines, Iowa Drake Stadium (14,557) DU leads 10-9	
	Oct. 13	at Valparaiso	Noon
		Valparaiso, Ind. Brown Field (5,000) DU leads 16-3	
	Oct. 20	MARIST	1 p.m.
		Des Moines, Iowa Drake Stadium (14,557) MSU leads 3-0	
	Nov. 3	at Dayton	Noon
		Dayton, Ohio Welcome Stadium (11,000) Dayton leads 23-5	
	Nov. 10	BUTLER	1 p.m.
		Des Moines, Iowa Drake Stadium (14,557) DU leads 14-6-1	
	Nov. 17	at Jacksonville	Noon
		Jacksonville, Fla. D.B. Milne Field (5,000) DU leads 9-2	

THE MATCHUP

Drake	vs.	Morehead State
Des Moines, Iowa	Location	Morehead, Ky.
1881	Founded	1887
5,348	Enrollment	10,971
Bulldogs	Nickname	Eagles
Blue and White	Colors	Blue and Gold
Pioneer	Conference	Pioneer
1-2	Record	1-2
0-0	Conference Record	0-0
20.67	Points Per Game	31.7
85.3	Rushing Yards Per Game	72.0
303.7	Passing Yards Per Game	349.3
389.0	Total Yards Per Game	421.3
23.0	Points Allowed Per Game	27.0
208.0	Rushing Yards Allowed Per Game	270.3
151.0	Passing Yards Allowed Per Game	119.0
359.0	Total Yards Allowed Per Game	389.3
3	Interceptions	1
13/67.0	Sacks Per Game	8/67.0
7-3	Fumbles/Lost	0-0
39.7	Penalty Yard Average	20.0
20.4	Kickoff Return Average	25.5
7.5	Punt Return Average	4.4
58.7	Kickoff Average	52.8
34.1	Punt Average	40.5
56.9	Net Kickoff Average	48.5
32.4	Net Punt Average	37.2
29:49	Time of Possession	18:39
36/16-45	Third Down Percentage	42/13-31
20/2-10	Fourth Down Percentage	67/2-3
8	Touchdowns	12
2/4	Field Goals/Attempts	4/5
82/9-11	Red Zone Percentage	83/10-12

TWEET IT OUT ... #DUvsMSU

Pregame notes in 140 characters or less. Click on each note to send directly from Twitter

@DUBulldogs open #PFL play as the defending league co-champions and have won 3 straight PFL openers

@DUBulldogs QB M. Piatkowski needs 31 passing yards to become the all-time leader at #Drake in passing

The game between @DUBulldogs and @MSUathletics features a pair of top-10 passing offenses #DUvsMSU

@DUBulldogs have won 3-straight #PFL openers

@DUBulldogs are undefeated against @MSUathletics at Drake Stadium #DUvsMSU

The @DUBulldogs defense is ranked 3rd in the #FCS in sacks and TFL

WEEKLY MEDIA PLANNER

17 MONDAY	18 TUESDAY	19 WEDNESDAY	20 THURSDAY	21 FRIDAY	22 SATURDAY	23 SUNDAY
<p>Coach Creighton No availability</p> <p>Student-Athletes Feature availability if requested in advance</p>	<p>Coach Creighton Available at approximately 3:20 p.m. prior to the start of practice.</p> <p>Phone interviews with out of town media following practice.</p> <p>Student-Athletes Available at approximately 3:15 p.m. prior to the start of practice.</p>	<p>Coach Creighton Available at approximately 3:20 p.m. prior to the start of practice.</p> <p>Student-Athletes Available at approximately 3:15 p.m. prior to the start of practice.</p>	<p>Coach Creighton Available at approximately 3:20 p.m. prior to the start of practice.</p> <p>Student-Athletes No availability.</p>	<p>Coach Creighton No availability.</p> <p>Student-Athletes No availability.</p>	<p>Gameday Drake vs. Morehead State 1 p.m. CST</p> <p>Postgame Coach Creighton and requested players will be available on the field following the team's post-game meeting.</p>	<p>Coach Creighton No availability.</p> <p>Student-Athletes No availability.</p>

COVERING THE BULLDOGS

Interviews

All interviews with Drake football coaches and student-athletes must be coordinated through the athletic communications office.

To arrange interviews with student-athletes and coaches please contact Ty Patton (ty.patton@drake.edu) at least one day in advance. Availability will typically be prior to the start of practice on the days indicated above.

Credentials

Submit credential requests for home games to Ty Patton (ty.patton@drake.edu) at least two days in advance of a game.

Notes/Stats

Pregame notes and updated stats are available at www.GoDrakeBulldogs.com the week of each game. Stats will be distributed to members of the working press following each quarter on game-day. A full stat packet will also be distributed and disseminated electronically. To receive notes and stats via e-mail, please contact Ty Patton (ty.patton@drake.edu).

Radio/Video/Live Stats

All Drake games will be aired live on radio via 1350-AM KNRT with Chuck Reed handling play-by-play duties. Live video and stats of all home games and select road games will be available at www.GoDrakeBulldogs.com.

DRAKE ATHLETIC COMMUNICATIONS

Asst. AD/Communications	Ty Patton
E-Mail	ty.patton@drake.edu
Office	515-271-3014
Twitter	@TyPatton_Drake

Assistant Director	Sean Palchick
E-Mail	sean.palchick@drake.edu

Assistant Director	John Meyer
E-Mail	john.meyer@drake.edu

Student Assistants	Trygve Jensen Jeffrey Donley
---------------------------	---------------------------------

HEAD COACH CHRIS CREIGHTON (@COACH_CREIGHTON)



Fifth Season
Kenyon College, 1991

Career Record
126-40/16th season

Record at Drake
31-16/5th season

Coaching Experience

2008-present	Head Coach Drake University
2001-2007	Head Coach Wabash College
1997-2000	Head Coach Ottawa (Kan.) University
1993-96	Offensive Coordinator Manchester (Ind.) College
1993	Head Coach and Quarterback Limhamn Griffins - Malmö, Sweden
1991-92	Offensive Coordinator Concordia (Ill.) College

Year-By-Year Coaching Record

1997	Ottawa	9-2	NAIA playoffs, Conference title
1998	Ottawa	8-2	
1999	Ottawa	6-3	
2000	Ottawa	9-2	NAIA playoffs Conference title
2001	Wabash	8-2	
2002	Wabash	12-1	NCAA Div. III playoffs Conference title
2003	Wabash	7-3	
2004	Wabash	6-4	
2005	Wabash	11-1	NCAA Div. III playoffs Conference title
2006	Wabash	8-2	Conference title
2007	Wabash	11-2	NCAA Div. III playoffs Conference title
2008	Drake	6-5	
2009	Drake	8-3	
2010	Drake	7-4	
2011	Drake	9-2	Conference title (tie)
2012	Drake	1-2	

Career Records

Overall	125-40 (.767)
at Drake	31-16 (.660)
<i>Highest winning percentage in school history</i>	
at Wabash	63-15 (.807)
at Ottawa (Kansas)	32-9 (.780)

CREIGHTON VS. OPPONENTS AT DRAKE

Opponent	W-L	Last Game
Butler	2-2	2011
Campbell	4-0	2011
Davidson	3-0	2010
Dayton	1-3	2011
Grand View	3-0	2011
Indiana State	0-1	2012
Jacksonville	2-2	2011
Lehigh	0-2	2010
Marist	3-0	2011
Missouri S&T	3-0	2011
Montana State	0-2	2012
Morehead State	2-0	2011
North Dakota	0-1	2011
San Diego	2-2	2011
South Dakota	0-1	2009
Upper Iowa	1-0	2008
Valparaiso	4-0	2011
William Penn	1-0	2008
Totals	31-16	



Scan with your mobile device or tablet to view Creighton's full bio online

PIONEER FOOTBALL LEAGUE

2012 STANDINGS

Team	Conference			Overall		
	W	L	Pct.	W	L	Pct.
Jacksonville	0	0	.000	2	1	.667
Drake	0	0	.000	1	2	.333
Morehead St	0	0	.000	1	2	.333
Butler	0	0	.000	1	2	.333
San Diego	0	0	.000	1	2	.333
Marist	0	0	.000	1	2	.333
Campbell	0	0	.000	1	2	.333
Dayton	0	0	.000	1	2	.333
Davidson	0	0	.000	0	2	.000
Valparaiso	0	0	.000	0	3	.000

THIS WEEK'S SCHEDULE

Saturday, Sept. 22

Davidson at Marist *	11 a.m.
Campbell at Butler *	Noon
Jacksonville at Dayton *	Noon
Morehead State at Drake *	1 p.m.
Valparaiso at San Diego *	3 p.m.

PLAYERS OF THE WEEK

Offensive Player of the Week

Sept. 1	Zach Lewis, Morehead State
Sept. 8	Mason Mills, San Diego
Sept. 15	T. Harris, Dayton/D. Randle, JU
Sept. 22	
Sept. 29	
Oct. 6	
Oct. 13	
Oct. 20	
Oct. 27	
Nov. 3	
Nov. 10	
Nov. 17	

Defensive Players of the Week

Sept. 1	Sean Grady, Butler
Sept. 8	Jordan Dewhirst, Jacksonville
Sept. 15	Howard Savage, Dayton
Sept. 22	
Sept. 29	
Oct. 6	
Oct. 13	
Oct. 20	
Oct. 27	
Nov. 3	
Nov. 10	
Nov. 17	

Special Teams Player of the Week

Sept. 1	Gary Hunter, Dayton
Sept. 8	Terrance Bryant, Jacksonville
Sept. 15	Kyle Pignatiello, Dayton
Sept. 22	
Sept. 29	
Oct. 6	
Oct. 13	
Oct. 20	
Oct. 27	
Nov. 3	
Nov. 10	
Nov. 17	

A WIN WOULD ...

- Make Drake 2-2 this season and 1-0 in PFL action.
- Make Drake 6-1 in PFL openers since 2006 and be the program's fourth-straight win in a PFL opener.
- Make Drake 6-2 against Morehead State and be the Bulldogs' third-straight win over the Eagles.
- Be Chris Creighton's 32nd win at Drake and 127th career win.
- Be the program's 574th all-time victory.
- Be Drake's 12th win in its last 13 home games and make the team 22-4 under head coach Chris Creighton at home.
- Be the team's ninth-straight home PFL win and give the team a 15-2 home PFL record under Creighton.

A LOSS WOULD ...

- Be Drake's first PFL opening loss since 2008.
- Be Drake's first home PFL loss since a Nov. 14, 2009 loss to Dayton.
- Give Drake three-straight losses for the first time since Sept. 27-Oct. 11, 2008.
- Be Morehead State's first win at Drake Stadium.

PIATKOWSKI SET TO MAKE HISTORY

- Senior quarterback Mike Piatkowski needs just 31 passing yards against Morehead State to become Drake's all-time career passing leader, passing Ira Vandever.
- He currently has 7,838 career yards after throwing for 329 yards on 31-of-53 passing at No. 22 Indiana State.
- He threw for 311 yards in the loss to No. 4 Montana State as well.
- With his 271 yards in the win over Grand View he went over the 7,000-yard plateau.
- He is only the second Drake quarterback to accomplish this feat and the ninth in PFL history.
- He is one of four active quarterback in FCS with 7,000 or more career yards.
- He also has a 61.9 career completion percentage (676-of-1092), the best in school history. His 62.8 percentage in 2009 (203-of-323) is the best single-season figure ever by a Bulldog, and he completed 65.3 percent of his passes in 2011 (231-of-354).
- The school record-holder in completions (676), he also needs just 10 touchdown passes to become No. 1 in that category as well (Vandever, 67; 1999-2002). Last year he threw 25, second-most in a season in school history.
- Below is where Piatkowski ranks in the Drake record book in passing yardage.

Drake Career Passing leaders

1.	7,868	Ira Vandever	1999-2002
2.	7,838	Mike Piatkowski	2009-present
3.	6,525	Connor Jostes	2002-05
4.	4,795	Gary Yagelski	1979-82
5.	4,677	Ron Royer	1963-66

PFL Career Passing leaders

1.	11,230	Josh McGregor, JU	2008-11
2.	9,699	Josh Johnson, SD	2004-07
3.	9,376	Ryan Alexander, DC	2005-08
4.	8,203	Zack Lewis, MSU	2009-Pres
5.	8,094	DeWayne Ewing, BU	1998-01
6.	7,862	Kevin Hoyng, Dayton	2004-07
7.	7,868	Ira Vandever, DU	1999-02
8.	7,838	Mike Piatkowski, DU	2009-Pres
9.	7,487	Eric Rasmussen, SD	2001-03
10.	7,236	David Caudill, MSU	2001-03

MORE ON PIATKOWSKI'S YARDAGE

- The football has traveled 23,514 feet or approximately 4.45 miles after leaving Mike Piatkowski's arm during his career under center.
- If stretched out from Drake Stadium traveling east down University Avenue, the yardage would extend almost to the Iowa State Fairgrounds.
- If the 2012 Drake Relays men's 10,000 meter champion, Illinois' Colin Mickow, were to run Piatkowski's career yardage at the championship pace, he would finish in approximately 21:29.
- If you combined the career yardages of Saturday's two quarterbacks, it would equal more than nine miles.

BULLDOGS AMONG THE NATIONAL LEADERS IN SACKS/TFL

- Drake's defense ranks third in the FCS in both sacks and tackles for loss with 4.3 and 9.7, respectively.
- Sitting a top those rankings is nothing new for the Bulldogs who have ranked in the top 10 nationally in sacks each of the last three seasons and in the top five twice.
- In the opener, Drake recorded nine sacks against Grand View and tacked on three more

DRAKE CAPTAINS

Drake's players voted during the summer to select team captains and chose fifth-year seniors Avery Fuhs, Tyler Moorehead and Mike Piatkowski to serve in that role. Click on the head shot or scan the QR code to view their full online bio.



Avery Fuhs
Senior
Offensive Line
6-4 • 311
Chariton, Iowa
Chariton



Tyler Moorehead
Senior
Linebacker
6-1 • 233
Mason City, Iowa
Newman Catholic



Mike Piatkowski
Senior
Quarterback
6-1 • 185
Wheaton, Ill.
Warrenville South



against a very mobile Montana State quarterback.

- The defense added another sack at Indiana State.
- Tyler Moorehead is currently tied for the national lead in sacks with 1.3 per game while Brandon Coleman's 1.0 per game is tied for 11th.
- Coleman is also third in tackles for loss with 2.67 per game.

HUGUNIN TO WEAR THOMPSON'S NO. 33

- Sophomore linebacker John Hugunin will honor Alex Thompson this Saturday by wearing the No. 33 typically worn by Thompson.
- Thompson suffered a neck injury during the opening kickoff of the Indiana State game and was motionless on the field before being transported to a local hospital for evaluation.
- On Monday, Sept. 17, Thompson, a sophomore from Englewood, Colo., stood before his teammates and emotionally announced that due to the injury, he would be forced to end his football career.

MARSHALL HITS 100-YARD MARK

- Tight end Kevin Marshall was Mike Piatkowski's favorite target in the loss to Montana State as he corralled 11 balls for 100 yards to become Drake's first 100-yard receiver of the season.
- He was nearly joined by teammate Joey Orlando who had six catches for 98 yards.

SCOTT BECOMES THE PFL'S FIRST 100-YARD RUSHER IN 2012

- Redshirt freshman Gary Scott, Jr., made quite the debut against Grand View with 107 yards on 17 carries and a 2-yard touchdown run.
- Of his 17 carries, seven resulted in either a first down or a touchdown.
- He also added one catch out of the backfield for 11 yards.
- Three weeks into the season, he is one of just three PFL backs to rack up 100 or more yards on the ground.

CREIGHTON VS. THE PFL

- In his four seasons at the helm of the Bulldogs, head coach Chris Creighton has racked up a 23-9 (.718) record and a 19-5 (.791) record the last three seasons.
- Dayton is the only PFL team that Creighton has a losing record against and five PFL teams have never defeated a Creighton-led Drake squad.

STAFF TAKES ON NEW LOOK

- Drake's defensive coaching staff takes on a new look in 2012, including a new coordinator in Brad McCaslin, formerly the defensive coordinator and associate head coach at Nebraska-Omaha, where he coached for 14 seasons.
- Also new to the coaching staff is defensive backs coach/recruiting coordinator Todd Frakes, an 11-year coaching veteran who spent nine seasons on the staff at Centre College in Danville, Ky; defensive line coach Dain Taylor, the former Drake star who was an All-American in 2010; and cornerbacks coach Kahlil Carter, who played 11 seasons in the Arena Football League, Canadian Football League and NFL Europe.

DRAKE PICKED SECOND IN PFL POLL

- Drake was picked to finish second in the 2012 preseason Pioneer Football League Coaches' Poll behind the team with which they tied for the conference title a year ago, the San Diego Toreros.
 - The Bulldogs received one first-place vote.
- San Diego received eight of a possible nine first place votes and 79 of 81 possible points as coaches were not allowed to vote for their own team in the poll.
- Both the Toreros and Bulldogs finished the 2011 campaign with identical 7-1 records, San Diego winning the regular-season meeting between the two teams.
 - The squads will meet again this season with Drake hosting San Diego in an Oct. 6 contest at Drake Stadium.
 - Jacksonville was picked to finish third with 65 points. Dayton picked up the remaining first-place vote and 56 total points to finish fourth in the preseason poll. Campbell rounded out the poll's top half with 45 points for fifth place.
 - Marist (6th, 42 points), Butler (7th, 34), Morehead State (8th, 27), Davidson (9th, 20) and Valparaiso (10th, 11) rounded out the PFL Preseason Poll.

BULLDOGS LAND FIVE PLAYERS ON PRESEASON ALL-PFL TEAM

- Five Drake Bulldogs earned positions on the 2012 preseason All-Pioneer Football League team.

- Defensive end Brandon Coleman, tight end Kevin Marshall, linebackers Travis Merritt and Tyler Moorehead and quarterback Mike Piatkowski.
- Piatkowski and Moorehead were first-team All-PFL performers on Drake's conference co-champion squad in 2011, while Coleman was a second-team choice and Marshall earned honorable mention.
- Piatkowski is the reigning PFL Offensive Player of the Year and Merritt was Freshman Defensive Player of the Year.
- Coleman, a senior from Cary, Ill. (Cary-Grove) is coming off a stellar junior season in which he recorded a team-high 12.0 sacks (-76) and led all Bulldog defensive linemen with 51 tackles (31 solo) in his first year as a starter. Coleman ranked fourth in the PFL and 10th in the nation (FCS) in sacks, and added 16.5 tackles for loss.
- Marshall, a senior from Glen Ellyn, Ill. (Glenbard South) had a breakout season in 2011, in his second season of eligibility. He caught a career-high 33 passes to rank fourth on the team and totaled 280 receiving yards (8.5) and three touchdowns in his first year as a full-time starter.
- Merritt, a redshirt-sophomore from Johnston, Iowa (Johnston), ranked second on the team in tackles last year with 66 (38 solo), as well as one forced fumble and one fumble recovery in his first year as a starter. He also earned second-team Academic All-PFL honors.
- Moorehead, a fifth-year senior from Mason City, Iowa (Newman Catholic), is a 2012 co-captain for Drake, who has earned first-team All-Pioneer Football League honors each of the past two seasons, and was a first-team Capital One Academic All-District choice in 2011. Moorehead has led the Bulldogs in tackles each of the past two seasons. Last year he recorded 78 stops (55 solo), including 10.5 sacks (-87) and 21.0 tackles for loss (-109), along with two interceptions, three forced fumbles, two pass breakups and two blocked kicks. Moorehead has started all 33 games in his career and recorded 218 tackles (150 solo), including 14.5 sacks and 40.0 tackles for loss.
- Piatkowski, a co-captain and fifth-year senior from Wheaton, Ill. (Warrenville South), enters his final season as the Bulldogs' signal-caller within reach of most of the school's career passing records.

AT HOME IN DRAKE STADIUM

- Drake had won a program-record 11 home games in a row before falling to Montana State.
- The Bulldogs are now 21-4 at Drake Stadium since Chris Creighton became head coach in 2008.
- The Bulldogs last home winning streak of 10 or more games came from 1995-97.
- Under Creighton, Drake is 14-2 in PFL home games, including winning each of its last eight conference games at Drake Stadium.

BULLDOGS AMONG THE BEST

- Drake ranks 20th in overall victories (573) among the 123 schools that make up the Division I Football Championships Subdivision (FCS).
- This week's game will be the 1,090th in 119 years of football for the school, dating back to the initial campaign in 1893.
- The Bulldogs' all-time record is 573-487-29 (.539).

2012 PRESEASON NOTES

- The 2012 Bulldogs will seek to win back-to-back Pioneer Football League championships for the first time. Drake's previous titles came in 1995, '98, 2000 (co-champions) and '04.
- Five Bulldogs who earned All-PFL recognition last year return in 2012, including first-team All-PFL quarterback and Offensive Player of the Year Mike Piatkowski and Freshman Defensive Player of the Year linebacker Travis Merritt (Johnston, Iowa/Johnston). Also back are two-time first-team All-PFL linebacker Tyler Moorehead, second-team defensive end Brandon Coleman (Cary, Ill./Cary-Grove) and honorable mention tight end Kevin Marshall (Glen Ellyn, Ill. (Glenbard South)).
- Coleman, Marshall, Moorehead and Piatkowski also have been named to the College Football Performance Awards preseason Watch List at their positions.
- Though the Bulldogs lost 52 percent of their pass-catching targets from 2011, they return the QB who threw 97 percent of those pass completions.
- Tight end Kevin Marshall has earned 2012 preseason Watch List status from the College Football Performance Awards after emerging as a new favorite target of Piatkowski's in 2011. He caught a career-high 33 passes for 280 yards (8.5) and three touchdowns to earn honorable mention All-PFL honors last year.
- Four Bulldogs who earned Academic All-PFL accolades in 2011 return this season, including one first-teamer (Moorehead) and three second-teamers

(Fuhs, Coleman and Merritt).

- Each of the top three tacklers, and four of the top five, return in 2012 from a defensive unit that ranked No. 2 in the FCS (No. 1 PFL) in rushing yards allowed (77.2) and No. 7 (No. 1 PFL) in points allowed (17.8). The four are: Moorehead (78 tackles), Merritt (66), Michael Ratelle (63) and Coleman (51).
- In addition, a defense that led the PFL and ranked No. 13 in the FCS in tackles for loss returns the top three players in that category, in Moorehead (21.) Coleman (16.5) and Anthony Gianaras (Mundelein, Ill./Mundelein) (9.5), and the personnel who recorded 61.0 of the team's 85.0 TFLs.
- The Bulldogs were one of the nation's top defenses in quarterback sacks (5th FCS, 3rd PFL), and return the top three players in that category, including Coleman (12.0; 10th FCS), Moorehead (10.0) and Gianaras (5.0). Overall, players who accounted for 30.5 of Drake's 39 sacks in 2011 are back in 2012.

RADIO/TV

- The game will be broadcast on KRNT 1350 AM with Chuck Reed handling the play-by-play. Fans also can listen to the game free via the web at www.GoDrakeBulldogs.com, or purchase a subscription for video.

TICKETS

Fans may purchase tickets to Saturday's game by calling the Drake Ticket Office at 515-271-DOGS (3647), or going online to www.GoDrakeBulldogs.com.

PREGAME TAILGATE

All fans are invited to enjoy the pregame tailgate activities at Drake Stadium.

The tailgate will open in the west lots of the stadium at 11 a.m. Saturday.

- A variety of activities and a Kids Zone provide fun for the whole family. A limited number of reserved parking passes are available; to request a pass call (515) 271-4003.
- All other parking is on a first-come, first-served basis, so arrive early.
- Charcoal grills and glass containers are prohibited.

UP NEXT

- The Bulldogs travel to Buies Creek, N.C. to face Campbell in the Bulldogs first PFL road game of the season.
- Drake is 4-0 against the Camels and won the only meeting in Buies Creek.
- Last season, Drake prevailed, 31-14, in a game that saw Mike Piatkowski complete a staggering 30 of his 33 passes.

THE SERIES VS. MOREHEAD STATE

Series	Drake leads, 5-2
In Des Moines	Drake leads, 3-0
In Morehead	Tied, 2-2
First Meeting	Sept. 27, 2003 - L, 34-17
Last Meeting	Oct. 8, 2011 - W, 41-26
Streak	Drake, 2
Last Drake Win	2011
Most Drake Points	42, 2004
Most MSU Points	34, 2003
Fewest Drake Points	0, 2007
Fewest MSU Points	7, 2006
Largest Drake Margin of Victory	30, 2004
Largest MSU Margin of Victory	33, 2007
Longest Drake Winning Streak	3, 2004-06
Longest MSU Winning Streak	1, 2003, 07

Series Results			
Year	Date	Site	Result
2003	Sept. 27	Morehead, Ky.	L, 34-17
2004	Sept. 25	Des Moines, Iowa	W, 42-12
2004	Nov. 20	Morehead, Ky.	W, 20-17
2006	Sept. 30	Des Moines, Iowa	W, 33-7
2007	Nov. 3	Morehead, Ky.	L, 33-0
2008	Nov. 8	Des Moines, Iowa	W, 19-15
2011	Oct. 8	Morehead, Ky.	W, 41-26

THE LAST MEETING

The Drake Bulldogs defeated Morehead State 41-26 at Jayne Stadium behind four field goals from fifth-year senior Billy Janssen and a defensive effort that contributed six sacks and limited the No. 1 offense in the NCAA Football Championship Subdivision to just 297 total yards.

Senior quarterback Mike Piatkowski passed for 310 yards and three touchdowns, including two scoring tosses to senior Nathan Paddock, who set a career high with 163 receiving yards on five catches.

Fifth-year senior running back Patrick Cashmore notched his second 100-yard rushing performance of the season, and fourth of his career, with 114 yards on 22 carries (5.2), and added three catches for 74 yards (24.7).

The Drake special teams also contributed heavily to the win with two blocked kicks. Junior safety Michael Ratelle blocked a first-quarter punt off the foot of Morehead State's Rainer Duzan that set up a field goal, and fifth-year senior cornerback Michael Lahart blocked a 30-yard field goal attempt by Duzan with 2:02 to play in the first half when the game was tied at 13.

Piatkowski and Paddock hooked up for an 80-yard touchdown play that gave Drake a 25-13 lead in the third quarter, following a 35-yard scoring connection between the pair in the second quarter that tied the game at 13. Junior wide receiver Nick Rosa made a crushing block near midfield on the Drake sideline that helped spring Paddock loose for the 80-yard touchdown.

The 80-yard touchdown play was the longest for Drake since Sept. 29, 2007, when Derek Wetherford connected with Zach Brower for an 80-yard score against Valparaiso at Drake Stadium. Janssen provided the majority of the Bulldogs' scoring in the first half, as Drake took advantage of good field position, but could not convert the drives into touchdowns. He converted from 35 and 36 yards in the first quarter to give Drake a 6-0 lead after one period.

Janssen came through again just before halftime with a 33-yard field goal with 10 seconds on the clock that capped a nine-play, 54-yard drive, giving Drake a 16-13 halftime lead.

The Bulldogs opened the second half with a big play on special teams. Cornerback Dustin Davis recovered a fumble by Morehead State's Donte Sawyer to give Drake possession at the Eagles' 36-yard line. When the drive stalled, Janssen came through with a 30-yard field goal to push the Drake lead to 19-13.

Morehead State entered the game ranked No. 1 in the NCAA FCS in total offense (551.2) and passing offense (406.8), and ranked second in scoring (43.8). The Drake defense, however, brought significant pressure all afternoon from its front four to disrupt the timing and rhythm of the Eagles' offense and quarterback Zach Lewis.

The Bulldogs sacked Lewis six times and recorded 10 tackles for loss. Junior defensive end Brandon Coleman, who entered the game ranked fourth in the nation in sacks with 7, recorded 1.5 to raise his season total to 8.5.

Also with 1.5 sacks were senior defensive end Anthony Gianaras and senior linebacker Tyler Moorehead, who had three total tackles for loss. Ratelle led the team in tackles with 12.

THE LAST TIME IT HAPPENED

Last time Drake played an overtime game

at Drake 28, Grand View 21 (one overtime), Sept. 10, 2011

Last time Drake played an overtime game on road

Valparaiso 51, Drake 45, (one overtime), Oct. 25, 2003

Last shutout by Drake

50-0 vs. Valparaiso, Oct. 22, 2011

Last shutout by Drake at home

50-0 vs. Valparaiso, Oct. 22, 2011

Last time Drake shut out

16-0 at North Dakota, Sept. 1, 2011

Last time Drake shut out at home

37-0 by San Diego, Oct. 21, 2006

Last Drake kickoff return for touchdown

90 yards, Augustine Agyei vs. Waldorf, Sept. 8, 2007

Last Drake punt return for a touchdown

49 yards, Mike Lahart vs. Marist, Oct. 2, 2010

Last time Drake blocked a punt for a touchdown

35 yards, John Hugunin vs. Grand View, Aug. 30, 2012

Last time Drake blocked a punt for a safety

Mike Bialas vs. Butler, Oct. 6, 2007

Last Drake pass interception for a touchdown

65 yards, Jake Underwood vs. Valparaiso, Oct. 22, 2011

Last Drake fumble return for a touchdown

22 yards, Mike Piatkowski vs. Davidson, Oct. 23, 2010

Last Drake player to rush for 100 yards

107 yards (17 carries), Gary Scott, Jr. vs. Grand View, Aug. 30, 2012

Two Drake players 100+ rush yards same game

101 yards (19 carries), Willie Cashmore;
216 yards in (27 carries), Scott Phaydavong
vs. Jacksonville, Nov. 10, 2006

Last Drake player to have 100 or more yards receiving

100 yards (11 receptions),
Kevin Marshall vs. Montana State, Sept. 8, 2012

Last Drake player to pass for more than 300 yards

329 yards, Mike Piatkowski at Indiana State, Sept. 15, 2012

Last Drake player to rush for three touchdowns

3, Scott Phaydavong vs. Valparaiso Sept. 29, 2007

Last Drake player to catch three touchdowns

3, Jason Jones vs. Jacksonville, Oct. 4, 2003

Last Drake player to pass for four touchdowns

4, Mike Piatkowski vs. Dayton, Nov. 12, 2011

Last Drake player to pass for five touchdowns

5, Connor Jostes vs. Upper Iowa, Nov. 6, 2004

Last Drake player to score three touchdowns

3, Scott Phaydavong vs. Valparaiso, Sept. 29, 2007

Last Drake player to make four field goals

4, Billy Janssen at Morehead State, Oct. 8, 2011

VS. MOREHEAD STATE DEPTH CHART

OFFENSE

SPLIT END

17	NICK ROSA	6-0	161	SR.
27	Grahm Butler	6-2	184	So.

FLANKER

3	JOEY ORLANDO	5-10	194	SR.
8	Jacob Dines	5-8	163	Jr.

LEFT TACKLE

56	MATT PURDOM	6-5	302	SR.
55	Paddy O'Connell	6-3	255	5-Sr.

LEFT GUARD

73	ZACH BOSCH	6-5	310	SR.
75	Aaron Johnson	6-5	280	So.

CENTER

74	TROY WHITMER	6-2	284	JR.
79	John McMahon	6-3	265	So.

RIGHT GUARD

70	AVERY FUHS	6-4	311	5-SR.
63	Eric Pachter	6-3	320	So.

RIGHT TACKLE

72	VINCE ISRAEL	6-6	285	SR.
59	Jack Beck	6-4	290	So.

TIGHT END

16	KEVIN MARSHALL	6-4	247	SR.
88	Dan Hohenstein	6-6	247	Jr.

QUARTERBACK

2	MIKE PIATKOWSKI	6-1	188	5-SR.
15	Andy Rice	6-3	208	So.

J-BACK

1	MICHAEL HUDSON	6-3	212	SO.
10	Jacob Schmudlach	6-2	229	Jr.

S-BACK

28	GARY SCOTT, JR.	5-9	185	SO.
5	T.J. James	6-0	180	Jr.

OFFENSE

DEFENSIVE END

91	BRANDON COLEMAN	6-3	266	SR.
35	Kolby Knuth	6-3	227	Jr.

NOSE GUARD

96	RYAN LARSON	6-4	277	JR.
93	Brett Park	6-3	283	SR.

DEFENSIVE TACKLE

94	MATT ACREE	6-2	284	JR.
48	Nick Underwood	5-11	270	Jr.

DEFENSIVE END

92	ANTHONY GIANARAS	6-3	246	5-SR.
46	Naser Hannon	6-0	226	Sr.

ROVER

44	TYLER MOOREHEAD	6-1	233	5-SR.
39	Danny Cox	6-0	214	Jr.

MIKE

53	TRAVIS MERRITT	6-0	223	JR.
12	Sean Conerty	6-2	220	Jr.

BUCK

33	JOHN HUGUNIN	5-11	216	SO.
51	Seth Hedman	6-4	223	Sr.

CORNERBACK

34	JOHN BLOSS	6-0	173	SO.
22	Brad Duwe	6-0	183	So.

WHIP

26	BOB QUILICO, JR.	6-0	195	SO.
3	Jonny Getting	6-1	206	So.

FREE SAFETY

6	MATT BUCKLEY	6-0	191	5-SR.
11	Jake Underwood	6-1	196	Sr.

CORNERBACK

2	DEREK TEMPLE	5-10	180	JR.
10	Drew Ormseth	5-10	180	So.

SPECIALISTS

KICKER

99	SPENCER LEE	6-1	186	SO
24	Cam Bohnert	6-0	185	Fr.

PUNTER

19	JEREMY STEIN	6-2	185	JR.
99	Spencer Lee	6-1	186	So

LONG SNAPPER

16	KEVIN MARSHALL	6-4	247	SR.
55	Paddy O'Connell	6-3	255	5-Sr.

HOLDER

2	MIKE PIATKOWSKI	6-1	188	5-SR.
19	Jeremy Stein	6-2	185	Jr.

PUNT RETURNER

8	JACOB DINES	5-8	163	JR.
10	Drew Ormseth	5-10	180	So.

KICK RETURNER

5	T.J. JAMES	6-0	180	JR.
10	Drew Ormseth	5-10	180	So.

PRONUNCIATIONS

Matt Acree	ache-ree	Joel Fuxa	fewks-ah	Dillon Krotz	crawtz	Sam Scherer	shear
Blake Beauchamp	bo-champ	Anthony Gianaras	jah-nare-uhs	Ezekiel Okeleye	oakley	Cody Stepanek	stah-pan-ik
Cam Bohnert	bawn-ehrt	Neko Graf	NEEK-oh	Mark Nicolet	nick-o-lay	Cody Thibault	tee-bo
Alex Cecena	sah-say-na	Naser Hannon	nassir hah-noon	Eric Pachter	pock-ter	Zach Zlabis	slay-bis
Brad Duwe	dooye	John Hugunin	hue-gah-nin	Mike Piatkowski	pie-KOW-skee	Caz Zyks	z-ikes
Avery Fuhs	foose	Kolby Knuth	kah-nooth	Matt Purdom	per-duhm		

GAME 1 • AUG. 30, 2012 • DRAKE STADIUM • DES MOINES, IOWA

GRAND VIEW 8 DRAKE 28

SCORING	1	2	3	4	F
Grand View	6	2	0	0	8
Drake	14	0	0	14	28

Attendance: 4,158

DES MOINES, Iowa - The Drake football team trailed early but settled in to defeat Grand View 28-8 Thursday night in front of a crowd of 4,158 in their season opener at Drake Stadium.

After going down a touchdown after a mis-played punt return, the Bulldogs took the lead when Mike Piatkowski (Wheaton, Ill.) floated a one-yard pass to wideout Nick Rosa (Owasso, Okla.). Spencer Lee (Johnston, Iowa) converted the extra point to give the Bulldogs a 7-6 lead.

The Vikings opened the scoring on the night when Neko Graf (Rascine, Wis.) fumbled a punt and the ball was recovered at the Bulldogs 10 yard line. Darius White then carried the ball in on a sweep. Grand View failed to convert the extra point however.

On the ensuing kickoff Mike Ratelle (Edina, Minn.) brought the ball to the Drake 47 to start the drive. The Bulldogs marched down the field on impressive runs from sophomore Gary Scott, Jr. (Forsyth, Ill.) and were capped with the Piatkowski to Rosa connection.

Piatkowski, the 2011 Pioneer Football League Offensive Player of the Year, went 25-41 on the night for 271 yards. He threw two touchdowns and one interception. Rosa led Drake with 68 yards on four catches. Michael Hudson (Urbandale, Iowa) had six catches for 57 yards in his first game with the Bulldogs.

The Vikings put together their best drive of the evening starting at their own 33-yard line and marching the ball all the way down to the Drake 12. The Bulldogs came up with a big stop before slicing through the line in order to block the field goal attempt.

Drake's defense shone the entire night. They held the Vikings to 241 total yards of offense with 12 tackles for a loss and nine sacks.

The Drake offense took advantage of their opponent's miscues when Scott Jr. punched in a two-yard touchdown as the time dwindled down in the first quarter. It was Scott Jr.'s first collegiate rushing touchdown, in his first official game. He also led all rushers with 110 yards on 17 carries. Junior T.J. James (Des Moines, Iowa) carried the ball 11 times for 63 yards.

Yet another special teams miscue lead to the Vikings final points of the game. In the second quarter the Bulldogs lined up to punt deep in their own territory. The snap was well over the head of Jeremy Stein (Carpinteria, Calif.) and out of the endzone for a safety.

The game stalled with neither team amounting any real threat to score for nearly two quarters. The Bulldogs again turned to special teams for help. Senior Naser Hannoon (West Des Moines, Iowa) split through the Grand View line and blocked a punt attempt. John Hugunin (Oswego, Ill.) scooped up the ball and took it to the house. Piatkowski again connected with Rosa on the two-point conversion and effectively put the game out



Linebacker Tyler Moorehead had eight tackles, three sacks and a break-up against Grand View.

of reach at 22-8.

Drake controlled the ball for the rest of the game and sealed the victory with a Piatkowski touchdown pass to junior Dan Hohenstein (Warrenville, Ill.).

The Bulldogs moved to 1-0 on the season with the victory and 3-0 all time against their cross-town foe.



SCORING SUMMARY:

First Quarter

- 10:08 GVU Darius White 10 yd run (Ben Hurley kick failed), 1-10 0:12, GVU 6 - DU 0
- 06:15 DU Rosa, Nick 1 yd pass from Piatkowski,Mik (Lee, Spencer kick), 10-53 3:45, GVU 6 - DU 7
- 00:43 DU Scott, Gary 2 yd run (Lee, Spencer kick), 4-49 1:25, GVU 6 - DU 14

Second Quarter

- 12:29 GVU TEAM safety, , GVU 8 - DU 14

Fourth Quarter

- 09:42 DU Hugunin, John 35 yd blocked punt return (Rosa, Nick pass from Piatkowski,Mik), , GVU 8 - DU 22
- 03:44 DU Hohenstein, Dan 12 yd pass from Piatkowski,Mik (Lee, Spencer kick failed), 9-80 3:48, GVU 8 - DU 28

TEAM STATS

	GVU	DU
FIRST DOWNS	17	22
RUSHES-YARDS (NET)	41-91	37-154
PASSING YDS (NET)	150	271
Passes Att-Comp-Int	34-19-0	41-25-1
TOTAL OFF. PLAYS-YARDS	75-241	78-425
Fumble Returns-Yards	0-0	0-0
Punt Returns-Yards	0-0	5-58
Kickoff Returns-Yards	6-140	1-42
Interception Returns-Yards	1-11	0-0
Punts (Number-Avg)	9-36.9	4-31.0
Fumbles-Lost	1-0	4-2
Penalties-Yards	6-44	7-65
Possession Time	31:06	28:54
Third-Down Conversions	5 of 18	7 of 15
Fourth-Down Conversions	0 of 3	0 of 2
Red-Zone Scores-Chances	1-3	3-3
Sacks By: Number-Yards	2-26	9-46

INDIVIDUAL STATS

RUSHING: Grand View-D. Ballentine 27-47; Jared Scruggs 11-39; Darius White 1-10; G. Fullbright 1-0; Davion Hurst 1-minus 5. **Drake**-Scott, Gary 17-107; James, T.J. 11-60; Morse, Trey 4-5; TEAM 1-minus 9; Piatkowski, Mik 4-minus 9.

PASSING: Grand View-D. Ballentine 19-34-0-150.

Drake-Piatkowski, Mik 25-41-1-271.

RECEIVING: Grand View-Brady Roland 4-66; Taylor Goebel 4-29; Darius White 4-23; Davion Hurst 3-13; J Roberts-Lewis 2-11; Zach Antle 1-4; Gavin Burns 1-4.

Drake-Marshall, Kevin 6-63; Hudson, Michael 6-57; Hohenstein, Dan 5-55; Rosa, Nick 4-68; Teague, J.T. 2-12; Scott, Gary 1-11; Orlando, Joey 1-5.

GAME 2 • SEPT. 8, 2012 • DRAKE STADIUM • DES MOINES, IOWA

No. 4/4 **MONTANA STATE 34**
DRAKE 24

SCORING	1	2	3	4	F
Montana State	7	7	7	13	34
Drake	0	17	7	0	24

Attendance: 3,558

DES MOINES, Iowa - The Drake University football team kept No. 4 Montana State on the ropes for nearly 60 minutes Saturday evening, but a pair of late touchdowns helped the Bobcats escape Drake Stadium with a 34-24 victory.

The Bulldogs (1-1) led 24-21 at the end of three quarters before MSU (2-0) scored twice and made critical stops on defense to preserve the win in the contest between a pair of defending conference champions.

"This is not ok that we lost, we wanted to come in here tonight and win this game," head coach Chris Creighton said. "Don't get me wrong, that's a great football team that we played, but we came out here to win this game."

Senior quarterback Mike Piatkowski (Wheaton, Ill.) led the Bulldogs' aerial attack with 311 yards on 25-of-43 passing and a touchdown. He also added a touchdown on the ground. However, the Bobcats had a significant advantage on the ground, outgaining Drake, 168-59, with the yardage split almost evenly between Orenzo Davis, Tray Robinson and Cody Kirk.

Drake's defense, especially on the line, continued its strong play with 12 tackles for loss and three sacks against the Bobcats extremely mobile passer, DeNarius McGhee. John Hugunin (Oswego, Ill.), who finished with a game-high 13 tackles, Brett Park (Olivette, Mo.) and Brandon Coleman (Cary, Ill.) each had three tackles for loss.

"Those guys were so focused today that I didn't know what to say to them from the pre-game meal on," Creighton said. "They left everything on the field tonight. Those guys are good."

The Bulldogs took a 17-14 lead into the half on an eight play, 76-yard drive, with a 15-yard touchdown strike from Piatkowski to Hudson. Orlando grabbed another key catch on the drive, this time for 30 yards, to keep the drive alive and set Drake up in the Montana State red zone.

Montana State started the second half with renewed energy. After holding the Bulldogs to a three-and-out, the Bobcats roared down the field to take the lead, 21-17. Quarterback DeNarius McGhee scrambled for two third down conversions, including his five-yard touchdown run.

Later, it was Drake's turn to take advantage of a Montana State mistake, when Drew Ormseth (Lake in the Hills, Ill.) picked off McGhee to give the Bulldogs great field position on the MSU 41-yard line. The passing game continued to be strong as Piatkowski found Marshall once again, this time for a 16-yard gain to set the Bulldogs up inside the five-yard line. Piatkowski got into the endzone on a keeper two plays later from the one-yard line to put the Bulldogs on top, 24-21, with 3:20 remaining in the third quarter.

The Bulldogs stayed within striking distance as sophomore John Bloss (Wheaton, Ill.) recovered a fumble at the Bulldogs' 20-yard line with 7:12



Quarterback Mike Piatkowski threw for 311 yards against a defense that didn't yield a 300-yard passer in 2011.

remaining in the fourth quarter. Drake's offense stalled at the 40-yard line after Gary Scott, Jr.'s (Forsyth, Ill.) run on fourth down was smothered.

Montana State didn't put an end to the Bulldogs' upset bid until a touchdown extended its lead, 34-24, with 1:28 remaining in the game. The 9-play, 40-yard drive, erased 3:25 of game clock, which would not leave enough time for Drake to make a comeback.



SCORING SUMMARY:

First Quarter

01:42 MSU Cody Kirk 2 yd run (Rory Perez kick), 14-90 5:51, MSU 7 - DU 0

Second Quarter

10:44 DU James,T.J. 1 yd run (Lee, Spencer kick), 12-80 4:22, MSU 7 - DU 7

08:27 MSU Orenzo Davis 11 yd run (Rory Perez kick), 2-27 1:13, MSU 14 - DU 7

05:14 DU Lee, Spencer 27 yd field goal, 12-83 3:07, MSU 14 - DU 10

00:22 DU Hudson,Michael 15 yd pass from Piatkowski,Mik (Lee, Spencer kick), 8-76 3:15, MSU 14 - DU 17

Third Quarter

09:14 MSU DeNarius McGhee 5 yd run (Rory Perez kick), 10-25 4:00, MSU 21 - DU 17

03:20 DU Piatkowski,Mik 1 yd run (Lee, Spencer kick), 5-41 2:08, MSU 21 - DU 24

Fourth Quarter

11:34 MSU Tray Robinson 30 yd run (Rory Perez kick failed), 7-61 2:36, MSU 27 - DU 24

01:28 MSU Tanner Bleskin 2 yd pass from DeNarius McGhee (Rory Perez kick), 9-40 3:25, MSU 34 - DU 24

TEAM STATS

	MSU	DU
FIRST DOWNS	20	23
RUSHES-YARDS (NET)	44-168	34-59
PASSING YDS (NET)	206	311
Passes Att-Comp-Int	34-22-2	43-25-0
TOTAL OFFENSE PLAYS-YARDS	78-374	77-370
Fumble Returns-Yards	0-0	0-0
Punt Returns-Yards	4-25	2-2
Kickoff Returns-Yards	5-108	5-81
Interception Returns-Yards	0-0	2-9
Punts (Number-Avg)	5-40.2	6-36.8
Fumbles-Lost	1-1	2-1
Penalties-Yards	8-70	3-17
Possession Time	30:22	29:38
Third-Down Conversions	12 of 18	3 of 14
Fourth-Down Conversions	0 of 0	1 of 4
Red-Zone Scores-Chances	4-4	4-4
Sacks By: Number-Yards	3-18	3-11

INDIVIDUAL STATS

RUSHING: Montana State-Orenzo Davis 15-58; Tray Robinson 5-52; Cody Kirk 13-43; DeNarius McGhee 8-17; Shawn Johnson 1-1; TEAM 2-minus 3.

Drake-Hudson,Michael 1-30; Scott, Gary 12-28; James,T.J. 10-20; Morse,Trey 1-11; TEAM 1-minus 11; Piatkowski,Mik 9-minus 19.

PASSING: Montana State-DeNarius McGhee 22-34-2-206.

Drake-Piatkowski,Mike, 25-43-0-311.

RECEIVING: Montana State-Tanner Bleskin 6-78; Jon Ellis 4-46; Cody Kirk 3-34; Everett Gilbert 3-18; Orenzo Davis 3-7; Tiai Salanoa 2-16; Tray Robinson 1-7.

Drake-Marshall, Kevin 11-100; Orlando,Joey 6-98; Hudson,Michael 3-37; Rosa, Nick 2-58; Schmuldach,Jac 1-9; Teague, J.T. 1-5; Morse,Trey 1-4.

DRAKE 10
 No. 22/-- **INDIANA STATE** 27

SCORING	1	2	3	4	F
Drake	3	7	0	0	10
Indiana State	0	10	14	3	27

Attendance: 7,189

The Drake University football team fell, 27-10, to No. 22 Indiana State in its final non-conference test of the season in Terre Haute, Ind.

The Sycamores' vaunted rushing offense proved to be the difference as ISU rushed for 368 yards with Payton Award finalist Shakir Bell racking up a school-record 349 yards. The Bulldogs were paced again by senior quarterback Mike Piatkowski's 329 yards on 31-of-53 passing with a touchdown strike to Nick Rosa.

The Drake defense, which came into the game leading the nation in sacks and tackles for loss, was led by Bob Quilico's 11 tackles with the defense getting six tackles for loss and an interception from Drew Ormseth.

"That back [ISU's Shakir Bell], is special and we knew it," Drake head coach Chris Creighton said. "Those guys played hard and are a great football team. We're all about being our best and part of being your best is knowing how to win on gameday. We go into the Pioneer Football League now and we've got to find a way to do that."

The two teams entered halftime knotted at 10-10, but ISU firmly put the momentum in its favor in the third quarter by scoring quickly on its first two possessions with touchdown runs of 60 and 48 yards from Bell. Those touchdowns put ISU up 24-10 less than five minutes into the second half.

However, the Bulldogs continued to battle and got inside the ISU 5-yard line on its next two drives. Unfortunately for Drake, neither of those redzone trips resulted in points, but rather a missed field goal and an inspired ISU goal-line stand. A 35-yard ISU field goal with less than four minutes to play gave the Sycamores the final 17-point cushion.

"We didn't execute and when you're playing a really good team, you've got to execute," Creighton said. "We left a lot out there offensively with opportunities to score. Whenever we executed, we moved the ball down the field."

Drake executed early by scoring on its first drive courtesy of a 21-yard field goal from Spencer Lee that capped an 11-play, 76 yard drive. The Bulldogs held that advantage until midway through the second quarter when ISU got on the board with 22-yard touchdown pass from Mike Perish to Demory Lawshe.

Drake answered that score with one of its own on its next drive as a 41-yard pitch and catch from Piatkowski to Gary Scott, Jr. (Forsyth, Ill.), put the Bulldogs inside the ISU 10-yard line to set up a 7-yard Piatkowski to Rosa touchdown.

An ISU field goal as time expired at the half sent the teams into the locker room tied.



Wide receiver Alex Cecena hauled in three catches at Indiana State



SCORING SUMMARY:

First Quarter

09:12 DU Lee, Spencer 22 yd field goal, 11-76 5:48, DU 3 - INS 0

Second Quarter

07:18 INS Lawshe, Demory 22 yd pass from Perish, Mike (Fritschle, Tann kick), 4-61 1:17, DU 3 - INS 7

03:38 DU Rosa, Nick 7 yd pass from Piatkowski, Mik (Lee, Spencer kick), 7-71 3:35, DU 10 - INS 7

00:00 INS Fritschle, Tann 21 yd field goal, 11-64 3:32, DU 10 - INS 10

Third Quarter

12:54 INS Bell, Shakir 60 yd run (Fritschle, Tann kick), 6-83 0:00, DU 10 - INS 17

10:47 INS Bell, Shakir 48 yd run (Fritschle, Tann kick), 2-56 0:47, DU 10 - INS 24

Fourth Quarter

03:42 INS Fritschle, Tann 35 yd field goal, 7-19 3:46, DU 10 - INS 27

TEAM STATS

	DU	ISU
FIRST DOWNS	21	21
RUSHES-YARDS (NET)	26-43	50-368
PASSING YDS (NET)	329	94
Passes Att-Comp-Int	53-31-1	14-7-1
TOTAL OFFENSE PLAYS-YARDS	79-372	64-462
Fumble Returns-Yards	0-0	0-0
Punt Returns-Yards	1-0	0-0
Kickoff Returns-Yards	3-61	3-61
Interception Returns-Yards	1-18	1-0
Punts (Number-Avg)	4-33.2	3-50.7
Fumbles-Lost	1-0	1-1
Penalties-Yards	3-37	8-60
Possession Time	30:56	29:00
Third-Down Conversions	6 of 16	4 of 11
Fourth-Down Conversions	1 of 4	1 of 1
Red-Zone Scores-Chances	2-4	2-3
Sacks By: Number-Yards	1-10	2-20

INDIVIDUAL STATS

RUSHING: Drake-James, T.J. 6-29; Morse, Trey 7-26; Scott, Gary 7-17; Piatkowski, Mik 6-minus 29.

Indiana State-Bell, Shakir 33-349; Gordon-Lamar, F 6-20; Cheeseborough, 8-11; TM 1-minus 2; Perish, Mike 2-minus 10.

PASSING: Drake-Piatkowski, Mik 31-53-1-329. **Indiana State**-Perish, Mike 7-13-1-94; Bell, Shakir 0-1-0-0.

RECEIVING: Drake-Orlando, Joey 6-43; Scott, Gary 5-83; Rosa, Nick 5-60; Cecena, Alex 3-30; Marshall, Kevin 3-22; Teague, J.T. 2-32; Schudlach, Jac 2-13; Morse, Trey 2-13; Butler, Graham 1-20; James, T.J. 1-10; Hohenstein, Dan 1-3. **Indiana State**-Lawshe, Demory 3-48; Bell, Shakir 2-27; Mardis, Michael 1-10; Spencer, Donald 1-9.

2012 Drake University Football
Drake Game Results (as of Sep 19, 2012)
All games

Date	Opponent		Score	Overall	Conference	Time	Attend
Aug 30, 2012	GRAND VIEW	W	28-8	1-0	0-0	2:58	4158
Sep 08, 2012	#4 MONTANA STATE	L	24-34	1-1	0-0	2:54	3558
Sep 15, 2012	at #22 Indiana State	L	10-27	1-2	0-0	3:03	7189

2012 Drake University Football
Drake Overall Team Statistics (as of Sep 19, 2012)
All games

Team Statistics	DU	OPP
SCORING	62	69
Points Per Game	20.7	23.0
FIRST DOWNS	66	58
Rushing	17	34
Passing	44	20
Penalty	5	4
RUSHING YARDAGE	256	624
Yards gained rushing	383	736
Yards lost rushing	127	112
Rushing Attempts	97	136
Average Per Rush	2.6	4.6
Average Per Game	85.3	208.0
TDs Rushing	3	7
PASSING YARDAGE	911	453
Comp-Att-Int	81-137-2	48-82-3
Average Per Pass	6.6	5.5
Average Per Catch	11.2	9.4
Average Per Game	303.7	151.0
TDs Passing	4	2
TOTAL OFFENSE	1167	1077
Total Plays	234	218
Average Per Play	5.0	4.9
Average Per Game	389.0	359.0
KICK RETURNS: #-Yards	9-184	14-309
PUNT RETURNS: #-Yards	8-60	4-25
INT RETURNS: #-Yards	3-27	2-11
KICK RETURN AVERAGE	20.4	22.1
PUNT RETURN AVERAGE	7.5	6.2
INT RETURN AVERAGE	9.0	5.5
FUMBLES-LOST	7-3	3-2
PENALTIES-Yards	13-119	22-174
Average Per Game	39.7	58.0
PUNTS-Yards	14-478	17-685
Average Per Punt	34.1	40.3
Net punt average	32.4	35.6
KICKOFFS-Yards	14-822	13-814
Average Per Kick	58.7	62.6
Net kick average	56.9	40.8
TIME OF POSSESSION/Game	29:07	30:51
3RD-DOWN Conversions	16/45	21/47
3rd-Down Pct	36%	45%
4TH-DOWN Conversions	2/10	1/4
4th-Down Pct	20%	25%
SACKS BY-Yards	13-67	7-64
MISC YARDS	39	24
TOUCHDOWNS SCORED	8	9
FIELD GOALS-ATTEMPTS	2-4	2-4
ON-SIDE KICKS	0-0	0-0
RED-ZONE SCORES	(9-11) 82%	(7-10) 70%
RED-ZONE TOUCHDOWNS	(7-11) 64%	(5-10) 50%
PAT-ATTEMPTS	(6-7) 86%	(7-9) 78%
ATTENDANCE	7716	7189
Games/Avg Per Game	2/3858	1/7189
Neutral Site Games		0/0

Score by Quarters	1st	2nd	3rd	4th	OT	Total
Drake	17	24	7	14	0	62
Opponents	13	19	21	16	0	69

2012 Drake University Football
Drake Overall Individual Statistics (as of Sep 19, 2012)
All games

Rushing	gp	att	gain	loss	net	avg	td	lg	avg/g
Scott, Gary	3	36	160	8	152	4.2	1	22	50.7
James, T.J.	3	27	113	4	109	4.0	1	20	36.3
Morse, Trey	3	12	47	5	42	3.5	0	11	14.0
Hudson, Michael	2	1	30	0	30	30.0	0	30	15.0
TEAM	2	2	0	20	-20	-10.0	0	0	-10.0
Piatkowski, Mik	3	19	33	90	-57	-3.0	1	21	-19.0
Total	3	97	383	127	256	2.6	3	30	85.3
Opponents	3	136	736	112	624	4.6	7	64	208.0

Passing	gp	effic	comp-att-int	pct	yds	td	lg	avg/g
Piatkowski, Mik	3	121.70	81-137-2	59.1	911	4	44	303.7
Total	3	121.70	81-137-2	59.1	911	4	44	303.7
Opponents	3	105.67	48-82-3	58.5	453	2	29	151.0

Receiving	gp	no.	yds	avg	td	lg	avg/g
Marshall, Kevin	3	20	185	9.2	0	29	61.7
Orlando, Joey	3	13	146	11.2	0	30	48.7
Rosa, Nick	3	11	186	16.9	2	44	62.0
Hudson, Michael	2	9	94	10.4	1	18	47.0
Scott, Gary	3	6	94	15.7	0	41	31.3
Hohenstein, Dan	2	6	58	9.7	1	20	29.0
Teague, J.T.	3	5	49	9.8	0	16	16.3
Cecena, Alex	1	3	30	10.0	0	16	30.0
Schmudlach, Jac	3	3	22	7.3	0	9	7.3
Morse, Trey	3	3	17	5.7	0	7	5.7
Butler, Grahm	1	1	20	20.0	0	20	20.0
James, T.J.	3	1	10	10.0	0	10	3.3
Total	3	81	911	11.2	4	44	303.7
Opponents	3	48	453	9.4	2	29	151.0

Punt Returns	no.	yds	avg	td	lg
Dines, Jacob	6	9	1.5	0	7
Hannoon, Naser	1	16	16.0	0	0
Ormseth, Drew	1	0	0.0	0	0
Huginin, John	0	35	0.0	1	35
Total	8	60	7.5	1	35
Opponents	4	25	6.2	0	22

Interceptions	no.	yds	avg	td	lg
Ormseth, Drew	2	27	13.5	0	18
Ratelle, Mike	1	0	0.0	0	0
Total	3	27	9.0	0	18
Opponents	2	11	5.5	0	11

Kick Returns	no.	yds	avg	td	lg
James, T.J.	7	135	19.3	0	24
Ratelle, Mike	1	42	42.0	0	42
Marshall, Kevin	1	7	7.0	0	7
Total	9	184	20.4	0	42
Opponents	14	309	22.1	0	30

Fumble Returns	no.	yds	avg	td	lg
Total	0	0	0.0	0	0
Opponents	0	0	0.0	0	0

**2012 Drake University Football
Drake Overall Individual Statistics (as of Sep 19, 2012)
All games**

Scoring	td	fg	PAT				dxp	saf	pts
			kick	rush	rcv	pass			
Rosa, Nick	2	-	-	-	1	-	-	14	
Lee, Spencer	-	2-4	6-7	-	-	-	-	12	
Scott, Gary	1	-	-	-	-	-	-	6	
Huginin, John	1	-	-	-	-	-	-	6	
Hohenstein, Dan	1	-	-	-	-	-	-	6	
Piatkowski, Mik	1	-	-	-	1-1	-	-	6	
Hudson, Michael	1	-	-	-	-	-	-	6	
James, T.J.	1	-	-	-	-	-	-	6	
Total	8	2-4	6-7	-	1 1-1	-	-	62	
Opponents	9	2-4	7-9	-	- -	-	1	69	

Total Offense	g	plays	rush	pass	total	avg/g
Piatkowski, Mik	3	156	-57	911	854	284.7
Scott, Gary	3	36	152	0	152	50.7
James, T.J.	3	27	109	0	109	36.3
Morse, Trey	3	12	42	0	42	14.0
Hudson, Michael	2	1	30	0	30	15.0
TEAM	2	2	-20	0	-20	-10.0
Total	3	234	256	911	1167	389.0
Opponents	3	218	624	453	1077	359.0

Field Goals	fg	pct.	01-19	20-29	30-39	40-49	50-99	lg	blk
Lee, Spencer	2-4	50.0	0-0	2-3	0-0	0-1	0-0	27	1

FG Sequence	Drake	Opponents
Grand View	41	30
Montana State	(27)	-
Indiana State	(22),22	46,(21),(35)

Numbers in (parentheses) indicate field goal was made.

Punting	no.	yds	avg	lg	tb	fc	i20	50+	blk
Stein, Jeremy	14	478	34.1	41	0	4	2	0	0
Total	14	478	34.1	41	0	4	2	0	0
Opponents	17	685	40.3	56	1	5	6	4	1

Kickoffs	no.	yds	avg	tb	ob	retn	net	ydln
Lee, Spencer	14	822	58.7	0	0			
Total	14	822	58.7	0	0	22.1	36.6	28
Opponents	13	814	62.6	4	0	20.4	40.8	24

2012 Drake University Football
Drake Overall Individual Statistics (as of Sep 19, 2012)
All games

All Purpose	g	rush	rcv	pr	kr	ir	total	avg/g
James, T.J.	3	109	10	0	135	0	254	84.7
Scott, Gary	3	152	94	0	0	0	246	82.0
Marshall, Kevin	3	0	185	0	7	0	192	64.0
Rosa, Nick	3	0	186	0	0	0	186	62.0
Orlando, Joey	3	0	146	0	0	0	146	48.7
Hudson, Michael	2	30	94	0	0	0	124	62.0
Morse, Trey	3	42	17	0	0	0	59	19.7
Hohenstein, Dan	2	0	58	0	0	0	58	29.0
Teague, J.T.	3	0	49	0	0	0	49	16.3
Ratelle, Mike	2	0	0	0	42	0	42	21.0
Huginin, John	3	0	0	35	0	0	35	11.7
Cecena, Alex	1	0	30	0	0	0	30	30.0
Ormseth, Drew	3	0	0	0	0	27	27	9.0
Schmudlach, Jac	3	0	22	0	0	0	22	7.3
Butler, Graham	1	0	20	0	0	0	20	20.0
Hannoon, Naser	1	0	0	16	0	0	16	16.0
Dines, Jacob	3	0	0	9	0	0	9	3.0
TEAM	2	-20	0	0	0	0	-20	-10.0
Piatkowski, Mik	3	-57	0	0	0	0	-57	-19.0
Total	3	256	911	60	184	27	1438	479.3
Opponents	3	624	453	25	309	11	1422	474.0

2012 Drake University Football
Drake Overall Defensive Statistics (as of Sep 19, 2012)
All games

#	Defensive Leaders	gp	Tackles			tfl/yds	Sacks	Pass defense			Fumbles		blkd	
			ua	a	tot		no-yds	int-yds	brup	qbh	rcv-yds	ff	kick	saf
53	Merritt, Travis	3	16	15	31	2.0-4	1	.	.	
42	Hugunin, John	3	13	17	30	2.5-4	
2Q	Quilico,Bob	3	16	10	26	.	.	1	
44	Moorehead, Tyle	3	11	10	21	4.0-22	4.0-22	.	1	
91	Coleman, Brando	3	9	8	17	8.0-31	3.0-16	.	1	
94	Acree, Matt	3	7	6	13	5.0-14	2.0-10	.	1	.	.	1	.	
34	Bloss, John	3	7	6	13	1.0-1	.	.	1	.	2-0	.	.	
92	Gianaras, Antho	3	.	11	11	1.0-4	1.0-4	
96	Larson, Ryan	3	1	10	11	
21	Ratelle, Mike	2	7	4	11	.	.	1-0	
93	Park, Brett	2	4	6	10	3.5-9	2.0-7	
51	Hedman, Seth	3	4	4	8	
2Z	Duwe, Brad	3	4	4	8	1.0-4	1	.	.	
10	Ormseth,Drew	3	2	5	7	.	.	2-27	
6	Buckley,Matt	2	2	5	7	
2T	Temple,Derek	3	5	2	7	
11	Underwood, Jake	1	2	4	6	
35	Knuth, Kolby	2	2	.	2	1.0-8	1.0-8	
55	O'Connell, Padd	1	.	1	1	
4	Morse,Trey	3	1	.	1	
1	Hudson,Michael	2	1	.	1	
48	Underwood, Nick	2	.	1	1	
5	James,T.J.	3	.	1	1	
46	Hannoon, Naser	1	1	.	
	Total	3	114	130	244	29-101	13-67	3-27	5	.	2-0	2	2	.
	Opponents	3	121	108	229	20-91	7-64	2-11	12	7	3-0	3	1	1

2012 Drake University Football Drake Team Game-by-Game (as of Sep 19, 2012) All games

TEAM STATISTICS

Date	Opponent	Rushing				Receiving				Passing				Kick Returns			Punt Returns				tot off	
		no.	yds	td	lg	no.	yds	td	lg	cmp-att-int	yds	td	lg	no.	yds	td	lg	no.	yds	td		lg
Aug 30	GRAND VIEW	37	154	1	22	25	271	2	44	25-41-1	271	2	44	1	42	0	42	5	58	1	35	425
Sep 08	MONTANA STATE	34	59	2	30	25	311	1	39	25-43-0	311	1	39	5	81	0	24	2	2	0	2	370
Sep 15	at Indiana State	26	43	0	12	31	329	1	41	31-53-1	329	1	41	3	61	0	24	1	0	0	0	372
Opponents		97	256	3	30	81	911	4	44	81-137-2	911	4	44	9	184	0	42	8	60	1	35	1167
Opponents		136	624	7	64	48	453	2	29	48-82-3	453	2	29	14	309	0	30	4	25	0	22	1077

Games played: 3
 Avg per rush: 2.6
 Avg per catch: 11.2
 Pass efficiency: 121.70
 Kick ret avg: 20.4
 Punt ret avg: 7.5
 All purpose avg/game: 479.3
 Total offense avg/gm: 389.0

Date	Opponent	Tackles				Sacks no-yds	Fumble		Pass Defense			Blkd kick	PAT Attempts				pts
		ua	a	total	tfl-yds		ff	fr-yds	int-yds	qbh	brup		kick	rush	rcv	saf	
Aug 30	GRAND VIEW	44	34	78	13.0-57	9.0-46	0	0-0	0-0	0	2	2	2-3	0	1	0	28
Sep 08	MONTANA STATE	43	38	81	10.0-22	3.0-11	1	1-0	2-9	0	2	0	3-3	0	0	0	24
Sep 15	at Indiana State	27	58	85	6.0-22	1.0-10	1	1-0	1-18	0	1	0	1-1	0	0	0	10
Opponents		114	130	244	29.0-101	13.0-67	2	2-0	3-27	0	5	2	6-7	0	1	0	62
Opponents		121	108	229	20.0-91	7.0-64	3	3-0	2-11	7	12	1	7-9	0	0	1	69

Date	Opponent	Punting							Field Goals			Kickoffs						
		no.	yds	avg	long	blkd	tb	fc	50+	i20	md-att	long	blkd	no.	yds	avg	tb	ob
Aug 30	GRAND VIEW	4	124	31.0	34	0	0	0	0	0	0-1	0	1	6	350	58.3	0	0
Sep 08	MONTANA STATE	6	221	36.8	40	0	0	2	0	2	1-1	27	0	5	284	56.8	0	0
Sep 15	at Indiana State	4	133	33.2	41	0	0	2	0	0	1-2	22	0	3	188	62.7	0	0
Opponents		14	478	34.1	41	0	0	4	0	2	2-4	27	1	14	822	58.7	0	0
Opponents		17	685	40.3	56	1	1	5	4	6	2-4	35	1	13	814	62.6	4	0

2012 Drake University Football Drake Opponent Game-by-Game (as of Sep 19, 2012) All games

OPPONENT STATISTICS

Date	Opponent	Rushing				Receiving				Passing				Kick Returns				Punt Returns				tot off
		no.	yds	td	lg	no.	yds	td	lg	cmp-att-int	yds	td	lg	no.	yds	td	lg	no.	yds	td	lg	
Aug 30	GRAND VIEW	42	88	1	20	19	153	0	29	19-34-0	153	0	29	6	140	0	28	0	0	0	0	241
Sep 08	MONTANA STATE	44	168	4	30	22	206	1	21	22-34-2	206	1	21	5	108	0	28	4	25	0	22	374
Sep 15	at Indiana State	50	368	2	64	7	94	1	22	7-14-1	94	1	22	3	61	0	30	0	0	0	0	462
Drake		136	624	7	64	48	453	2	29	48-82-3	453	2	29	14	309	0	30	4	25	0	22	1077
Drake		97	256	3	30	81	911	4	44	81-137-2	911	4	44	9	184	0	42	8	60	1	35	1167

Games played: 3

Avg per rush: 4.6

Avg per catch: 9.4

Pass efficiency: 105.67

Kick ret avg: 22.1

Punt ret avg: 6.2

All purpose avg/game: 474.0

Total offense avg/gm: 359.0

Date	Opponent	Tackles				Sacks no-yds	Fumble		Pass Defense			Blkd kick	PAT Attempts			saf	pts
		ua	a	total	tfl-yds		ff	fr-yds	int-yds	qbh	brup		kick	rush	rcv		
Aug 30	GRAND VIEW	43	28	71	7.0-35	2.0-26	1	2-0	1-11	0	2	1	0-1	0	0	1	8
Sep 08	MONTANA STATE	45	28	73	7.0-24	3.0-18	1	1-0	0-0	0	3	0	4-5	0	0	0	34
Sep 15	at Indiana State	33	52	85	6.0-32	2.0-20	1	0-0	1-0	7	7	0	3-3	0	0	0	27
Drake		121	108	229	20.0-91	7.0-64	3	3-0	2-11	7	12	1	7-9	0	0	1	69
Drake		114	130	244	29.0-101	13.0-67	2	2-0	3-27	0	5	2	6-7	0	1	0	62

Date	Opponent	Punting									Field Goals			Kickoffs				
		no.	yds	avg	long	blkd	tb	fc	50+	i20	md-att	long	blkd	no.	yds	avg	tb	ob
Aug 30	GRAND VIEW	9	332	36.9	52	1	1	3	1	3	0-1	0	1	2	125	62.5	1	0
Sep 08	MONTANA STATE	5	201	40.2	50	0	0	1	1	2	0-0	0	0	6	370	61.7	1	0
Sep 15	at Indiana State	3	152	50.7	56	0	0	1	2	1	2-3	35	0	5	319	63.8	2	0
Drake		17	685	40.3	56	1	1	5	4	6	2-4	35	1	13	814	62.6	4	0
Drake		14	478	34.1	41	0	0	4	0	2	2-4	27	1	14	822	58.7	0	0

**2012 Drake University Football
Drake Game Superlatives (as of Sep 19, 2012)
All games**

INDIVIDUAL GAME HIGHS

Rushes	17	Scott, Gary vs Grand View (Aug 30, 2012)
Yards Rushing	107	Scott, Gary vs Grand View (Aug 30, 2012)
TD Rushes	1	Scott, Gary vs Grand View (Aug 30, 2012)
	1	Piatkowski, Mik vs Montana State (Sep 08, 2012)
	1	James, T.J. vs Montana State (Sep 08, 2012)
Long Rush	30	Hudson, Michael vs Montana State (Sep 08, 2012)
Pass attempts	53	Piatkowski, Mik at Indiana State (Sep 15, 2012)
Pass completions	31	Piatkowski, Mik at Indiana State (Sep 15, 2012)
Yards Passing	329	Piatkowski, Mik at Indiana State (Sep 15, 2012)
TD Passes	2	Piatkowski, Mik vs Grand View (Aug 30, 2012)
Long Pass	44	Piatkowski, Mik vs Grand View (Aug 30, 2012)
Receptions	11	Marshall, Kevin vs Montana State (Sep 08, 2012)
Yards Receiving	100	Marshall, Kevin vs Montana State (Sep 08, 2012)
TD Receptions	1	Rosa, Nick vs Grand View (Aug 30, 2012)
	1	Hohenstein, Dan vs Grand View (Aug 30, 2012)
	1	Hudson, Michael vs Montana State (Sep 08, 2012)
	1	Rosa, Nick at Indiana State (Sep 15, 2012)
Long Reception	44	Rosa, Nick vs Grand View (Aug 30, 2012)
Field Goals	1	Lee, Spencer vs Montana State (Sep 08, 2012)
	1	Lee, Spencer at Indiana State (Sep 15, 2012)
Long Field Goal	27	Lee, Spencer vs Montana State (Sep 08, 2012)
Punts	6	Stein, Jeremy vs Montana State (Sep 08, 2012)
Punting Avg	36.8	Stein, Jeremy vs Montana State (Sep 08, 2012)
Long Punt	41	Stein, Jeremy at Indiana State (Sep 15, 2012)
Punts inside 20	2	Stein, Jeremy vs Montana State (Sep 08, 2012)
Long Punt Return	35	Hugunin, John vs Grand View (Aug 30, 2012)
Long Kickoff Return	42	Ratelle, Mike vs Grand View (Aug 30, 2012)
Tackles	13	Hugunin, John vs Montana State (Sep 08, 2012)
Sacks	3.0	Moorehead, Tyle vs Grand View (Aug 30, 2012)
Tackles For Loss	4.0	Acree, Matt vs Grand View (Aug 30, 2012)
Interceptions	1	Ormseth, Drew vs Montana State (Sep 08, 2012)
	1	Ratelle, Mike vs Montana State (Sep 08, 2012)
	1	Ormseth, Drew at Indiana State (Sep 15, 2012)

**2012 Drake University Football
Drake Game Superlatives (as of Sep 19, 2012)
All games**

TEAM GAME HIGHS

Rushes	37	vs Grand View (Aug 30, 2012)
Yards Rushing	154	vs Grand View (Aug 30, 2012)
Yards Per Rush	4.2	vs Grand View (Aug 30, 2012)
TD Rushes	2	vs Montana State (Sep 08, 2012)
Pass attempts	53	at Indiana State (Sep 15, 2012)
Pass completions	31	at Indiana State (Sep 15, 2012)
Yards Passing	329	at Indiana State (Sep 15, 2012)
Yards Per Pass	7.2	vs Montana State (Sep 08, 2012)
TD Passes	2	vs Grand View (Aug 30, 2012)
Total Plays	79	at Indiana State (Sep 15, 2012)
Total Offense	425	vs Grand View (Aug 30, 2012)
Yards Per Play	5.4	vs Grand View (Aug 30, 2012)
Points	28	vs Grand View (Aug 30, 2012)
Sacks By	9	vs Grand View (Aug 30, 2012)
First Downs	23	vs Montana State (Sep 08, 2012)
Penalties	7	vs Grand View (Aug 30, 2012)
Penalty Yards	65	vs Grand View (Aug 30, 2012)
Turnovers	3	vs Grand View (Aug 30, 2012)
Interceptions By	2	vs Montana State (Sep 08, 2012)
Punts	6	vs Montana State (Sep 08, 2012)
Punting Avg	36.8	vs Montana State (Sep 08, 2012)
Long Punt	41	at Indiana State (Sep 15, 2012)
Punts inside 20	2	vs Montana State (Sep 08, 2012)
Long Punt Return	35	vs Grand View (Aug 30, 2012)

**2012 Drake University Football
Drake Game Superlatives (as of Sep 19, 2012)
All games**

OPPONENT INDIVIDUAL GAME HIGHS

Rushes	33	Bell, Shakir, at Indiana State (Sep 15, 2012)
Yards Rushing	349	Bell, Shakir, at Indiana State (Sep 15, 2012)
TD Rushes	2	Bell, Shakir, at Indiana State (Sep 15, 2012)
Long Rush	64	Bell, Shakir, at Indiana State (Sep 15, 2012)
Pass attempts	34	D. Ballentine, vs Grand View (Aug 30, 2012)
	34	DeNarius McGhee, vs Montana State (Sep 08, 2012)
Pass completions	22	DeNarius McGhee, vs Montana State (Sep 08, 2012)
Yards Passing	206	DeNarius McGhee, vs Montana State (Sep 08, 2012)
TD Passes	1	DeNarius McGhee, vs Montana State (Sep 08, 2012)
	1	Perish, Mike, at Indiana State (Sep 15, 2012)
Long Pass	29	D. Ballentine, vs Grand View (Aug 30, 2012)
Receptions	6	Tanner Bleskin, vs Montana State (Sep 08, 2012)
Yards Receiving	78	Tanner Bleskin, vs Montana State (Sep 08, 2012)
TD Receptions	1	Tanner Bleskin, vs Montana State (Sep 08, 2012)
	1	Lawshe, Demory, at Indiana State (Sep 15, 2012)
Long Reception	29	Brady Roland, vs Grand View (Aug 30, 2012)
Field Goals	2	Fritschle, Tann, at Indiana State (Sep 15, 2012)
Long Field Goal	35	Fritschle, Tann, at Indiana State (Sep 15, 2012)
Punts	8	Zach Antle, vs Grand View (Aug 30, 2012)
Punting Avg	50.7	Hileman, Lucas, at Indiana State (Sep 15, 2012)
Long Punt	56	Hileman, Lucas, at Indiana State (Sep 15, 2012)
Punts inside 20	3	Zach Antle, vs Grand View (Aug 30, 2012)
Long Punt Return	22	Shawn Johnson, vs Montana State (Sep 08, 2012)
Long Kickoff Return	30	Riley, Tanner, at Indiana State (Sep 15, 2012)
Tackles	14	Dudley Bickham, vs Grand View (Aug 30, 2012)
	14	Washington, Jac, at Indiana State (Sep 15, 2012)
	14	Archie, Aaron, at Indiana State (Sep 15, 2012)
Sacks	1.0	Dudley Bickham, vs Grand View (Aug 30, 2012)
	1.0	Jon Higgins, vs Grand View (Aug 30, 2012)
	1.0	Preston Gale, vs Montana State (Sep 08, 2012)
	1.0	C. Schreibeis, vs Montana State (Sep 08, 2012)
	1.0	Craig Ashworth, vs Montana State (Sep 08, 2012)
	1.0	Bashir, Zakee, at Indiana State (Sep 15, 2012)
	1.0	Underwood, Conn, at Indiana State (Sep 15, 2012)
Tackles For Loss	3.0	Dudley Bickham, vs Grand View (Aug 30, 2012)
	3.0	Underwood, Conn, at Indiana State (Sep 15, 2012)
Interceptions	1	Dudley Bickham, vs Grand View (Aug 30, 2012)
	1	Towalid, Johnny, at Indiana State (Sep 15, 2012)

**2012 Drake University Football
Drake Game Superlatives (as of Sep 19, 2012)
All games**

OPPONENT TEAM GAME HIGHS

Rushes	50	at Indiana State (Sep 15, 2012)
Yards Rushing	368	at Indiana State (Sep 15, 2012)
Yards Per Rush	7.4	at Indiana State (Sep 15, 2012)
TD Rushes	4	vs Montana State (Sep 08, 2012)
Pass attempts	34	vs Grand View (Aug 30, 2012)
	34	vs Montana State (Sep 08, 2012)
Pass completions	22	vs Montana State (Sep 08, 2012)
Yards Passing	206	vs Montana State (Sep 08, 2012)
Yards Per Pass	6.7	at Indiana State (Sep 15, 2012)
TD Passes	1	vs Montana State (Sep 08, 2012)
	1	at Indiana State (Sep 15, 2012)
Total Plays	78	vs Montana State (Sep 08, 2012)
Total Offense	462	at Indiana State (Sep 15, 2012)
Yards Per Play	7.2	at Indiana State (Sep 15, 2012)
Points	34	vs Montana State (Sep 08, 2012)
Sacks By	3	vs Montana State (Sep 08, 2012)
First Downs	21	at Indiana State (Sep 15, 2012)
Penalties	8	vs Montana State (Sep 08, 2012)
	8	at Indiana State (Sep 15, 2012)
Penalty Yards	70	vs Montana State (Sep 08, 2012)
Turnovers	3	vs Montana State (Sep 08, 2012)
Interceptions By	1	vs Grand View (Aug 30, 2012)
	1	at Indiana State (Sep 15, 2012)
Punts	9	vs Grand View (Aug 30, 2012)
Punting Avg	50.7	at Indiana State (Sep 15, 2012)
Long Punt	56	at Indiana State (Sep 15, 2012)
Punts inside 20	3	vs Grand View (Aug 30, 2012)
Long Punt Return	22	vs Montana State (Sep 08, 2012)