

# DRAKE FOOTBALL 2012 GAME NOTES



PIONEER FOOTBALL LEAGUE CHAMPIONS: 2011, 2004, 2000, 1998, 1995

GAME 10 • NOV. 10, 2012 • 1 P.M. CST • DES MOINES, IOWA • DRAKE STADIUM (14,557)



## DRAKE Bulldogs (6-3/5-1 PFL)

Head Coach: Chris Creighton (Kenyon, 1991)

Career Record: 131-41 (16th season), at Drake: 36-17 (5th season), vs. BU: 2-2

VS.

## BUTLER Bulldogs (8-2/7-0 PFL)

Head Coach: Jeff Voris (DePauw, 1989)

Career Record: 56-70 (12th season), at BU: 41-36 (7th season), vs. Drake: 2-4

#DUvsBU



### GAME INFORMATION

|                      |                          |
|----------------------|--------------------------|
| Date                 | Saturday, Nov. 10, 2012  |
| Kickoff              | 1 p.m. CST               |
| Site                 | Des Moines, Iowa         |
| Stadium              | Welcome Stadium (14,557) |
| Radio                | KRNT 1350 AM             |
| Live Stats/Audio     | www.GoDrakeBulldogs.com  |
| Live Video           | www.GoDrakeBulldogs.com  |
| Twitter Updates      | @DUBulldogs              |
| Today's Game Hashtag | #DUvsBU                  |

|                 |                           |
|-----------------|---------------------------|
| Series          | Drake leads, 14-6-1       |
| In Des Moines   | Drake leads, 8-1          |
| In Indianapolis | Drake leads, 6-5-1        |
| First Meeting   | Nov. 5, 1932 - T, 0-0     |
| Last Meeting    | Sept. 24, 2011 - W, 24-14 |
| Streak          | Drake, 2                  |
| Last Drake Win  | 2011                      |

### COACHING STAFF

|                              |                      |
|------------------------------|----------------------|
| Head Coach                   | Chris Creighton      |
| Overall Record               | 131-41 (16th season) |
| Record at Drake              | 36-17 (5th season)   |
| Asst. HC/OL/Special Teams    | Rick Fox             |
| Defensive Coordinator        | Brad McCaslin        |
| Cornerbacks                  | Kahlil Carter        |
| Running Backs                | Bill Charles         |
| Recruiting Coord./Def. Backs | Todd Frakes          |
| Receivers                    | Jeff Martin          |
| Tight Ends/J-Backs           | Mark Nicolet         |
| Defensive Line               | George Sypniewski    |
| Defensive Line               | Dain Taylor          |
| Student Assistant            | Tyler Mosier         |

### LAST GAME

|               |           |
|---------------|-----------|
| DRAKE         |           |
| vs. Dayton    | L, 28-13  |
| Total Offense | 260 yards |
| Rushing       | 17 yards  |
| Passing       | 243 yards |

|                       |           |
|-----------------------|-----------|
| Total Offense Allowed | 284 yards |
| Rushing Allowed       | 118 yards |
| Passing Allowed       | 166 yards |

|                 |                      |
|-----------------|----------------------|
| Rushing Leaders |                      |
| Gary Scott      | 19 carries, 54 yards |

|                 |                           |
|-----------------|---------------------------|
| Passing Leaders |                           |
| Mike Piatkowski | 20-of-41, 243 yards, 1 TD |

|                   |                           |
|-------------------|---------------------------|
| Receiving Leaders |                           |
| Nick Rosa         | 6 catches, 119 yards      |
| Kevin Marshall    | 5 catches, 43 yards       |
| Gary Scott        | 4 catches, 16 yards, 1 TD |

|                   |                             |
|-------------------|-----------------------------|
| Defensive Leaders |                             |
| John Hugunin      | 12 tackles, 5 solo, 1.0 TFL |
| Travis Merritt    | 9 tackles, 1 solo           |
| Tyler Moorehead   | 7 tackles, 3 solo           |

### THE GAME

• The Drake University football team plays its final home game of the 2012 season on Saturday when it hosts Butler in a critical Pioneer Football League contest.

• Butler enters Saturday's game as the PFL leader with a perfect 7-0 league record. Drake is currently tied for second with one loss after last Saturday's 28-13 loss at Dayton.

• Saturday's game also features the league's top passer in Drake senior Mike Piatkowski and the league's top rusher in Butler's Trae Heeter. Piatkowski has thrown for 292.0 yards per game this season while Heeter averages 109.8 yards per game on the ground.

• Butler has suffered two non-conference losses this season at the hands of Western Illinois and Dartmouth to stand at 8-2 overall. Drake is 5-1 in the PFL and 6-3 overall with two of the losses coming to nationally ranked foes.

• Drake enters the final two weeks of the season in control of its own destiny relative to repeating as the PFL co-champions. Should Drake win its final two games of the season, it would secure a share of the PFL title for the second straight season.












• Drake's passing offense ranks ninth in the nation at 297.4 yards per game. Leading that charge is fifth-year senior quarterback Mike Piatkowski who ranks ninth nationally in passing.

• Drake's defense has forced eight turnovers in its last four games and ranks 32nd nationally with 18 turnovers this season. Of those 18, 11 have resulted in points for Drake while another ended a game.

• The defense has only allowed 20.8 points per game to rank fourth in the PFL and 28th nationally.

• John Hugunin leads the defense with 94 tackles this season while Brandon Coleman has a team-high 12.0 tackles for loss.

### 2012 SCHEDULE/RESULTS

|   |          |   |                         |
|---|----------|---|-------------------------|
|  | Aug. 30  | GRAND VIEW  | W, 28-8                 |
|   |          | Drake scored 14 fourth-quarter points and racked up 425 yards of offense in the season opener. The defense recorded nine sacks and 12 TFL.      |                         |
|  | Sept. 8  | No. 4/4 MONTANA STATE   | L, 34-24                |
|   |          | Drake leads the No. 4 team in the country through three quarters but 13 fourth-quarter points from MSU allow it to pull away.                   |                         |
|  | Sept. 15 | at 22/RV Indiana State  | L, 27-10                |
|   |          | Drake plays even with No. 22 ISU for the first half as Mike Piatkowski throws for 329 yards.  |                         |
|  | Sept. 22 | MOREHEAD STATE  | W, 28-25                |
|   |          | Drake scores 21 points in the fourth quarter as Mike Piatkowski breaks the school career passing record.  |                         |
|  | Sept. 29 | at Campbell   | W, 35-7                 |
|   |          | Drake holds the Camels to 57 yards rushing and scores a defensive touchdown on an interception return.  |                         |
|  | Oct. 6   | SAN DIEGO   | W, 38-10                |
|   |          | Drake's defense forces six turnovers and Mike Piatkowski accounts for four touchdowns in a matchup between the PFL's 2011 co-champions.         |                         |
|  | Oct. 13  | at Valparaiso   | W, 35-21                |
|   |          | Jacob Schudlach records 143 receiving yards as Mike Piatkowski throws for 327 yards in the rainy win.   |                         |
|  | Oct. 20  | MARIST  | W <sup>OT</sup> , 34-27 |
|   |          | Drake scored 31 unanswered points to rally from a 27-3 deficit to remain perfect in PFL play.   |                         |
|  | Nov. 3   | at Dayton   | Noon                    |
|   |          | Drake suffers its first PFL loss of the season and scores its second fewest points of the season as Dayton prevails on a cold, rainy afternoon. |                         |
|  | Nov. 10  | BUTLER  | 1 p.m.                  |
|   |          | Des Moines, Iowa   Drake Stadium (14,557)   DU leads 14-6-1   |                         |
|  | Nov. 17  | at Jacksonville   | Noon                    |
|   |          | Jacksonville, Fla.   D.B. Milne Field (5,000)   DU leads 9-2  |                         |

### THE MATCHUP

| Drake            | vs.                            | Butler                |
|------------------|--------------------------------|-----------------------|
| Des Moines, Iowa | Location                       | Indianapolis, Indiana |
| 1881             | Founded                        | 1855                  |
| 5,348            | Enrollment                     | 4,800                 |
| Bulldogs         | Nickname                       | Bulldogs              |
| Blue and White   | Colors                         | Blue and White        |
| Pioneer          | Conference                     | Pioneer               |
| 6-3              | Record                         | 8-2                   |
| 5-1              | Conference Record              | 7-0                   |
| 27.2             | Points Per Game                | 28.2                  |
| 107.0            | Rushing Yards Per Game         | 179.6                 |
| 297.4            | Passing Yards Per Game         | 272.5                 |
| 404.4            | Total Yards Per Game           | 452.1                 |
| 20.8             | Points Allowed Per Game        | 19.8                  |
| 162.8            | Rushing Yards Allowed Per Game | 146.5                 |
| 172.3            | Passing Yards Allowed Per Game | 208.7                 |
| 335.1            | Total Yards Allowed Per Game   | 355.2                 |
| 12               | Interceptions                  | 7                     |
| 21/117.0         | Sacks                          | 24/149.0              |
| 17-10            | Fumbles/Lost                   | 13-6                  |
| 43.8             | Penalty Yard Average           | 49.0                  |
| 22.0             | Kickoff Return Average         | 18.4                  |
| 9.6              | Punt Return Average            | 4.2                   |
| 56.1             | Kickoff Average                | 56.7                  |
| 34.1             | Punt Average                   | 38.3                  |
| 52.9             | Net Kickoff Average            | 51.4                  |
| 29.8             | Net Punt Average               | 34.5                  |
| 29:50            | Time of Possession             | 29:01                 |
| 39/54-139        | Third Down Percentage          | 48/69-145             |
| 48/12-25         | Fourth Down Percentage         | 50/11-22              |
| 32               | Touchdowns                     | 39                    |

### TWEET IT OUT ... #DUvsUD

Pregame notes in 140 characters or less. Click on each note to send directly from Twitter

@DUBulldogs hosts #PFL leading Butler in its final home game of the 2012 season #DUvsBU

#Drake has won 11 straight home PFL games and is 17-2 in home PFL games under @Coach\_Creighton

@DUBulldogs' passing offense ranks 9th in the nation at 297.4 ypg

#Drake has won 7 straight games against Butler in Des Moines #DUvsBU

The #DUvsBU game features a BU rushing offense that is second in the #PFL against a #Drake passing attack that is second

WEEKLY MEDIA PLANNER

| 5 MONDAY  | 6 TUESDAY   | 7 WEDNESDAY  | 8 THURSDAY   | 9 FRIDAY   | 10 SATURDAY   | 11 SUNDAY  |
|---|---|--|--|--|---|--|
| <p><b>Coach Creighton</b><br/>No availability</p> <p><b>Student-Athletes</b><br/>Feature availability if requested in advance</p> | <p><b>Coach Creighton</b><br/>Available at approximately 3:20 p.m. prior to the start of practice.</p> <p>Phone interviews with out of town media following practice.</p> <p><b>Student-Athletes</b><br/>Available at approximately 3:15 p.m. prior to the start of practice.</p> | <p><b>Coach Creighton</b><br/>Available at approximately 3:20 p.m. prior to the start of practice.</p> <p><b>Student-Athletes</b><br/>Available at approximately 3:15 p.m. prior to the start of practice.</p> | <p><b>Coach Creighton</b><br/>Available at approximately 3:20 p.m. prior to the start of practice.</p> <p><b>Student-Athletes</b><br/>No availability.</p> | <p><b>Coach Creighton</b><br/>No availability.</p> <p><b>Student-Athletes</b><br/>No availability.</p> | <p><b>Gameday</b><br/>Drake vs. Butler<br/>Drake Stadium<br/>1 p.m. CST</p> <p><b>Postgame</b><br/>Coach Creighton and requested players will be available on the field following the team's post-game meeting.</p> | <p><b>Coach Creighton</b><br/>No availability.</p> <p><b>Student-Athletes</b><br/>No availability.</p> |

COVERING THE BULLDOGS

Interviews

All interviews with Drake football coaches and student-athletes must be coordinated through the athletic communications office.

To arrange interviews with student-athletes and coaches please contact Ty Patton (ty.patton@drake.edu) at least one day in advance. Availability will typically be prior to the start of practice on the days indicated above.

Credentials

Submit credential requests for home games to Ty Patton (ty.patton@drake.edu) at least two days in advance of a game.

Notes/Stats

Pregame notes and updated stats are available at www.GoDrakeBulldogs.com the week of each game. Stats will be distributed to members of the working press following each quarter on game-day. A full stat packet will also be distributed and disseminated electronically. To receive notes and stats via e-mail, please contact Ty Patton (ty.patton@drake.edu).

Radio/Video/Live Stats

All Drake games will be aired live on radio via 1350-AM KNRT with Chuck Reed handling play-by-play duties. Live video and stats of all home games and select road games will be available at www.GoDrakeBulldogs.com.

DRAKE ATHLETIC COMMUNICATIONS

|                                |                     |
|--------------------------------|---------------------|
| <b>Asst. AD/Communications</b> | Ty Patton           |
| <b>E-Mail</b>                  | ty.patton@drake.edu |
| <b>Office</b>                  | 515-271-3014        |
| <b>Twitter</b>                 | @TyPatton_Drake     |

|                           |                         |
|---------------------------|-------------------------|
| <b>Assistant Director</b> | Sean Palchick           |
| <b>E-Mail</b>             | sean.palchick@drake.edu |

|                           |                      |
|---------------------------|----------------------|
| <b>Assistant Director</b> | John Meyer           |
| <b>E-Mail</b>             | john.meyer@drake.edu |

|                           |                                 |
|---------------------------|---------------------------------|
| <b>Student Assistants</b> | Trygve Jensen<br>Jeffrey Donley |
|---------------------------|---------------------------------|

HEAD COACH CHRIS CREIGHTON (@COACH\_CREIGHTON)



**Fifth Season**  
Kenyon College, 1991

**Career Record**  
131-41/16th season

**Record at Drake**  
36-17/5th season

Coaching Experience

|                     |   |
|---------------------|---|
| <b>2008-present</b> | <b>Head Coach</b><br>Drake University                                 |
| <b>2001-2007</b>    | <b>Head Coach</b><br>Wabash College                                   |
| <b>1997-2000</b>    | <b>Head Coach</b><br>Ottawa (Kan.) University                         |
| <b>1993-96</b>      | <b>Offensive Coordinator</b><br>Manchester (Ind.) College             |
| <b>1993</b>         | <b>Head Coach and Quarterback</b><br>Limhamn Griffins - Malmö, Sweden |
| <b>1991-92</b>      | <b>Offensive Coordinator</b><br>Concordia (Ill.) College              |

Year-By-Year Coaching Record

|      |        |      |  |
|------|--------|------|--|
| 1997 | Ottawa | 9-2  | NAIA playoffs,<br>Conference title         |
| 1998 | Ottawa | 8-2  |  |
| 1999 | Ottawa | 6-3  |  |
| 2000 | Ottawa | 9-2  | NAIA playoffs<br>Conference title          |
| 2001 | Wabash | 8-2  |  |
| 2002 | Wabash | 12-1 | NCAA Div. III playoffs<br>Conference title |
| 2003 | Wabash | 7-3  |  |
| 2004 | Wabash | 6-4  |  |
| 2005 | Wabash | 11-1 | NCAA Div. III playoffs<br>Conference title |
| 2006 | Wabash | 8-2  | Conference title                           |
| 2007 | Wabash | 11-2 | NCAA Div. III playoffs<br>Conference title |
| 2008 | Drake  | 6-5  |  |
| 2009 | Drake  | 8-3  |  |
| 2010 | Drake  | 7-4  |  |
| 2011 | Drake  | 9-2  | Conference title (tie)                     |
| 2012 | Drake  | 6-3  |  |

Career Records

|   |               |
|---|---------------|
| Overall   | 131-41 (.766) |
| at Drake  | 36-17 (.692)  |
| <i>Highest winning percentage in school history</i> |               |
| at Wabash   | 63-15 (.807)  |
| at Ottawa (Kansas)                                  | 32-9 (.780)   |

CREIGHTON VS. OPPONENTS AT DRAKE

| Opponent       | W-L          | Last Game |
|----------------|--------------|-----------|
| Butler         | 2-2          | 2011      |
| Campbell       | 4-0          | 2012      |
| Davidson       | 3-0          | 2010      |
| Dayton         | 1-4          | 2012      |
| Grand View     | 3-0          | 2012      |
| Indiana State  | 0-1          | 2012      |
| Jacksonville   | 2-2          | 2011      |
| Lehigh         | 0-2          | 2010      |
| Marist         | 4-0          | 2012      |
| Missouri S&T   | 3-0          | 2011      |
| Montana State  | 0-2          | 2012      |
| Morehead State | 3-0          | 2012      |
| North Dakota   | 0-1          | 2011      |
| San Diego      | 3-2          | 2012      |
| South Dakota   | 0-1          | 2009      |
| Upper Iowa     | 1-0          | 2008      |
| Valparaiso     | 5-0          | 2012      |
| William Penn   | 1-0          | 2008      |
| <b>Totals</b>  | <b>36-17</b> |           |



Scan with your mobile device or tablet to view Creighton's full bio online

PIONEER FOOTBALL LEAGUE

2012 STANDINGS

| Team         | Conference |   |       | Overall |   |      |
|--------------|------------|---|-------|---------|---|------|
|              | W          | L | Pct.  | W       | L | Pct. |
| Butler       | 7          | 0 | 1.000 | 8       | 2 | .800 |
| Drake        | 5          | 1 | .833  | 6       | 3 | .667 |
| San Diego    | 4          | 1 | .800  | 5       | 3 | .625 |
| Jacksonville | 4          | 2 | .667  | 6       | 3 | .667 |
| Dayton       | 4          | 3 | .571  | 5       | 5 | .500 |
| Marist       | 2          | 3 | .400  | 3       | 5 | .375 |
| Morehead St  | 2          | 4 | .333  | 3       | 6 | .333 |
| Valparaiso   | 1          | 5 | .167  | 1       | 8 | .111 |
| Davidson     | 1          | 5 | .167  | 1       | 8 | .111 |
| Campbell     | 0          | 6 | .000  | 1       | 8 | .111 |

THIS WEEK'S SCHEDULE

Saturday, Nov. 10

|                             |         |
|-----------------------------|---------|
| Campbell at Jacksonville    | 11 a.m. |
| Dayton at Marist            | 11 a.m. |
| Davidson at Valparaiso      | Noon    |
| Butler at Drake             | 1 p.m.  |
| Morehead State at San Diego | 8 p.m.  |

PFL PLAYERS OF THE WEEK

Offensive Player of the Week

|          |                                       |
|----------|---------------------------------------|
| Sept. 1  | Zach Lewis, Morehead State            |
| Sept. 8  | Mason Mills, San Diego                |
| Sept. 15 | T. Harris, Dayton/D. Randle, JU       |
| Sept. 22 | Mike Rios, Marist                     |
| Sept. 29 | Trae Heater, Butler                   |
| Oct. 6   | Kade Bell, Jacksonville               |
| Oct. 13  | Lanny Funsten, Davidson               |
| Oct. 20  | Brendan Shannon, Butler               |
| Oct. 27  | Mason Mills, San Diego                |
| Nov. 3   | M. Lancaster, Butler/J. Hutson, Valpo |
| Nov. 10  |                                       |
| Nov. 17  |                                       |

Defensive Players of the Week

|          |                               |
|----------|-------------------------------|
| Sept. 1  | Sean Grady, Butler            |
| Sept. 8  | Jordan Dewhirst, Jacksonville |
| Sept. 15 | Howard Savage, Dayton         |
| Sept. 22 | Patrick Moynahan, Davidson    |
| Sept. 29 | Brandon Chandler, Campbell    |
| Oct. 6   | Juan Pimienta, Jacksonville   |
| Oct. 13  | Jeremy Stephens, Butler       |
| Oct. 20  | Isaac Scott, Campbell         |
| Oct. 27  | Zach Adler, Marist            |
| Nov. 3   | Kyle Sebetic, Dayton          |
| Nov. 10  |                               |
| Nov. 17  |                               |

Special Teams Player of the Week

|          |                               |
|----------|-------------------------------|
| Sept. 1  | Gary Hunter, Dayton           |
| Sept. 8  | Terrance Bryant, Jacksonville |
| Sept. 15 | Kyle Pignatiello, Dayton      |
| Sept. 22 | Colby Walden, Jacksonville    |
| Sept. 29 | Colby Walden, Jacksonville    |
| Oct. 6   | Chazzo Habliston, Davidson    |
| Oct. 13  | Dylan Lynch, Jacksonville     |
| Oct. 20  | Ernie Collins, San Diego      |
| Oct. 27  | Donte Sawyer, Morehead State  |
| Nov. 3   | Cyrus Strahm, Morehead State  |
| Nov. 10  |                               |
| Nov. 17  |                               |

A WIN WOULD ...

- Make Drake 7-3 this season and 6-1 in PFL action.
- Be Drake's 10th win in its last 11 PFL games and 17th win in its last 21 PFL games.
- Make Drake 15-6-1 all-time against Butler and 9-1 in Drake Stadium.
- Be Chris Creighton's 37th win at Drake and 132nd career win.
- Be the program's 579th all-time victory.
- Make Drake 6-1 in the PFL standings for the second straight season.
- Be Drake's third straight win over Butler.
- Make Chris Creighton 3-2 against Butler during his tenure at Drake.
- Be Drake's 15th win in its last 16 home games and make the team 25-4 under head coach Chris Creighton at home.
- Be the team's 12th straight home PFL win and give the team an 18-2 home PFL record under Creighton.

A LOSS WOULD ...

- Be Drake's second straight loss.
- Give Drake back-to-back PFL losses for the first time since 2008.
- Be Butler's first win in the series since 2009.
- Make Butler 7-14-1 all-time against Drake.
- Be Butler's first win in Des Moines since 1994.

DRAKE SUFFERS FIRST PFL LOSS OF THE SEASON

- The Bulldogs suffered their first Pioneer Football League loss in 385 calendar days with a 28-13 loss at Dayton last week.
- Drake's rushing attack faltered in the cold, rainy conditions, accounting for 17 yards while the passing offense racked up 243 yards.
- Dayton sealed the outcome with an 8:27 drive in the fourth quarter that left the Bulldogs just over a minute left in the contest with a two-score deficit.
- Individually, Nick Rosa recorded his second 100-yard game of the season with a 119-yard afternoon.
- Rosa also hauled in a 45-yard pass, Drake's longest pass completion of the season.
- On special teams, Mike Ratelle recorded Drake's longest punt return this year with a 48-yard return.

DRAKE SCORES 31 STRAIGHT TO RALLY

- With less than 21 minutes left in the game against Marist, Drake's chances of improving to 5-0 in the PFL to stay at the top of the conference standings looked dim as the Bulldogs faced a 27-3 deficit.
- However, an 82-yard scoring drive on Drake's next possession quickly changed momentum as the Bulldogs rattled off 24 straight points to force overtime.
- Gary Scott, Jr. scored on a 2-yard touchdown run in overtime.
- Marist drove to the 1-yard line on its overtime possession, but a pair of sacks from Brandon Coleman, John Hugunin and Tyler Moorehead ended the contest.
- Moorehead's sack marked the second time this season he made a defensive play to end a game. Against Morehead State, he intercepted a pass in the final minute as MSU was driving to preserve the Drake win.

PIATKOWSKI ADDS ANOTHER RECORD

- Already Drake's career leader in passing yards and completions, quarterback Mike Piatkowski

also became Drake's all-time leader in career touchdown passes with his two scores against Marist.

- He threw for one touchdown at Dayton to give him 69 passing touchdowns.
- He is also second among active passers in the nation in career touchdown passes and fifth in PFL history.

PFL Career Passing Touchdowns Leaders

|    |     |                     |            |
|----|-----|---------------------|------------|
| 1. | 116 | Josh McGregor, JU   | 2008-11    |
| 2. | 113 | Josh Johnson, SD    | 2004-07    |
| 3. | 75  | Eric Rasmussen, SD  | 2001-03    |
| 4. | 72  | Ryan Alexander, DC  | 2005-08    |
| 5. | 69  | Mike Piatkowski, DU | 2009-Pres. |

BULLDOGS PICK UP THE PACE

- In the win over Marist, Drake picked up the offensive pace by running a season high 93 plays from scrimmage.
- Even without the overtime period, Drake still ran 87 plays in the win, just the second time Drake has run 80 or more plays in a game this season.
- Prior to the Marist game, Drake had averaged 75 plays per game.
- Drake also had 516 yards of total offense in the game, its most this season and most in Chris

DRAKE CAPTAINS

Drake's players voted during the summer to select team captains and chose fifth-year seniors Avery Fuhs, Tyler Moorehead and Mike Piatkowski to serve in that role. Click on the head shot or scan the QR code to view their full online bio.



**Avery Fuhs**  
Senior  
Offensive Line  
6-4 • 311  
Chariton, Iowa  
Chariton



**Tyler Moorehead**  
Senior  
Linebacker  
6-1 • 233  
Mason City, Iowa  
Newman Catholic



**Mike Piatkowski**  
Senior  
Quarterback  
6-1 • 185  
Wheaton, Ill.  
Warrenville South





**BOSCH NAMED TO ALLSTATE AFCA GOOD WORKS TEAM**

Zach Bosch, a senior offensive lineman on the Drake University football team, has been named to the 2012 Allstate American Football Coaches Association (AFCA) Good Works Team for his involvement in the community off the field, the organization announced.

"It's great to be recognized, but when I started getting involved in the community, I never thought about something like this," Bosch said.

"It's just what we do at Drake. Growing up, I was always taught to give back to people. For me, community service is the most simple and the easiest way to give back to others."

A native of Tuscola, Ill., Bosch was recognized for the impact his tireless volunteer work has had on the Des Moines community. The Allstate/AFCA Good Works team recognizes 22 total student-athletes, 11 from the Football Bowl Subdivision (FBS) and 11 combined from the Football Championship Subdivision (FCS), Division II, Division III and NAIA classifications which consists of more than 5,000 student-athletes.

One of the sport's premier service honors, the Allstate AFCA Good Works Team shines a spotlight on the positive, off-the-field impact that a select group of student-athletes has on their communities.

"This is, in my opinion, one of the biggest and most significant awards a college football player can receive," head coach Chris Creighton said. "It is an phenomenal achievement and he is very deserving. It is not something where he did just one thing for his resume. He literally went to the VA and started a program where our guys are visiting and building relationships with our veterans and spending quality time with them. That is the most significant service he has done, but he has been a part of all of our service projects. I'm so proud of him and the AFCA for honoring him for what I believe is a richly earned award."

Bosch has participated in nearly every service project the Drake football team has participated in, but his biggest accomplishment in the Des Moines community has been involvement with the Veterans Affairs Hospital. He began a program where he and his teammates regularly visit ill veterans at the facility – many of whom rarely have other visitors – to provide comfort, support and camaraderie to those that have served this nation.

**Bosch's other community service work includes**

- Boys & Girls Clubs - Drake's players have established a consistent program of visits to the local Boys & Girls Club branches, and implemented both a reading program to improve literacy rates and a mentor program for youth.
- Des Moines Public Schools Reading Program - Zach and his teammates have developed and maintained a program in which players visit several Des Moines Public Schools elementary schools every Friday during the season to read to children. The program is designed to develop consistency and familiarity with the visits to encourage students to embrace reading and improve their skills through the time spent together with books.
- Traveling Vietnam Memorial Wall - Zach helped to make sure the traveling Vietnam Memorial Wall exhibit is properly disassembled and packed to assist with the success of the program, and share it with more people.
- Thanksgiving Meal - For military families with husbands and fathers serving overseas. Volunteering time and talents for this important local program.
- Meals From the Heartland - Bulldogs players join other Drake student-athletes to help package food items each year in January to aid hunger relief around the world. Together they spend one day measuring and packing pre-packaged food allotments that will feed those in need.
- Blank Children's Hospital - Visits with children at Des Moines' local children's hospital to provide companionship and encouragement to children suffering from a variety of illnesses.

This is the second straight season in which a Drake football student-athlete has earned the prestigious honor as Stoy Hall was one of 22 honorees in 2011.

CLICK HERE OR SCAN BELOW TO VOTE FOR ZACH BOSCH AS THE GOOD WORKS TEAM CAPTAIN



Creighton's five seasons at Drake.

- In its nine games this season, Drake has run more offensive plays than its opponent in six of those contests.

**ABOUT THE LOSSES ...**

- Drake has only suffered three losses this season, two of them to nationally ranked opponents.
- Drake's first loss this season came at the hands of then No. 4 Montana State by a 34-24 margin. The Bobcats checked in at No. 2 in this week's poll with a 7-1 record and have outscored their opponents by an average of 14.4 points per game.
- Drake's second loss came to then No. 22 Indiana State in Terre Haute, Ind., by a 28-10 margin. ISU is currently in third place in the Missouri Valley Football Conference with a 7-3 record and is ranked 18th.

**GROUND GAME TAKES OFF IN WINS**

- Drake's rushing attack has struggled in its losses, due in large part to facing nationally ranked opponents.
- However, in its wins, the backfield trio of Gary Scott, Jr., T.J. James and Trey Morse has recorded some mileage.
- Below is a look at the Bulldogs' rushing stats in its wins compared with its losses.

| Wins  | Category             | Losses |
|-------|----------------------|--------|
| 844   | Yards                | 119    |
| 140.7 | Yards Per Game       | 39.7   |
| 3.9   | Yards Per Rush       | 1.3    |
| 216   | Attempts             | 90     |
| 36.0  | Attempts Per Game    | 30.0   |
| 12    | Rushing TDs          | 2      |
| 2.0   | Rushing TDs Per Game | 0.7    |

**DRAKE MOVES UP THE TURNOVER RANKINGS**

- The Drake defense's six turnovers against San Diego moved the squad up the ranks among national leaders in turnovers.
- At Valparaiso, Drake added to that tally with a Jake Underwood interception, the 17th turnover forced by Drake this season.
- Underwood added to that tally with his second interception of the season at Dayton to give Drake 18 turnovers, which ranks 25th in the nation.
- The defense is second in the PFL in turnovers forced and fourth in turnover margin.
- Of those 18 turnovers, 11 have resulted in points for the Bulldogs, with another ending the contest.
- Below is a look at the Bulldogs' turnovers forced this season by type and the result of the drive they started. Bolded entries indicate a defensive touchdown.

**Fumbles**

| Opponent       | FF           | FR          | Res.  |
|----------------|--------------|-------------|-------|
| Montana State  | T. Merritt   | J. Bloss    | Downs |
| Indiana State  | B. Duwe      | J. Bloss    | Downs |
| Morehead State | J. Underwood | D. Ormseth  | FGA   |
| Morehead State | No force     | A. Gianaras | TD    |
| San Diego      | T. Merritt   | M. Acree    | FG    |
| San Diego      | B. Duwe      | J. Hugunin  | Punt  |

**Interception**

| Opponent        | Int.             | Res.      |
|-----------------|------------------|-----------|
| Montana State   | M. Ratelle       | Punt      |
| Montana State   | D. Ormseth       | TD        |
| Indiana State   | D. Ormseth       | Punt      |
| Morehead State  | T. Moorehead     | Final     |
| <b>Campbell</b> | <b>D. Temple</b> | <b>TD</b> |
| Campbell        | B. Duwe          | TD        |
| San Diego       | T. Merritt       | TD        |
| San Diego       | M. Ratelle       | TD        |
| San Diego       | B. Duwe          | TD        |
| San Diego       | J. Bloss         | Punt      |
| Valparaiso      | J. Underwood     | TD        |
| Dayton          | J. Underwood     | FG        |

**SCHMUDLACH'S CAREER DAY LIFTS DRAKE OVER VALPO**

- Junior Jacob Schmudlach's career day helped propel Drake to its 35-21 win at Valparaiso.
- He caught seven balls for 143 yards, accounting for almost half of the Bulldogs' 327 receiving yards.
- Coming into the contest, he had just 67 receiving yards in the previous six games.

**SCOTT GETS SECOND 100-YARD GAME**

- Sophomore running back Gary Scott, Jr. notched the second 100-yard game of his career with 119 yards on 28 carries against Morehead State.
- He also scored on a 14-yard option that proved to be the game-winning score with four minutes left in the fourth quarter.
- Scott is one of six PFL backs with multiple 100-yard games this season.

**PIATKOWSKI'S ODOMETER KEEPS TICKING**

- With a five-yard pass against Morehead State, Mike Piatkowski became Drake's leader in career passing yardage. The fifth-year senior currently has 9,557 career yards after throwing for 243 yards in the loss to Dayton.
- He has four 300-yard games this season including 373 yards in the win over Marist and 327 yards in the rain at Valparaiso. His other 300-yard games this season came with 329 yards at No. 22 Indiana State and 311 yards in the loss to No. 4 Montana State as well.
- He is one of four active quarterbacks in FCS with 9,000 or more career yards and one of two in the PFL.
- He is currently third in the nation in active passers behind only Illinois State's Matt Brown and Morehead State's Zach Lewis.
- He also has a 61.7 career completion percentage (823-of-1333), the best in school history. His 65.3 percentage in 2011 (231-of-354) ranks as the best single-season mark in school history.
- He is also the school record-holder in completions (823).
- Below is where Piatkowski ranks in the Drake and PFL record book in passing yardage.

**Drake Career Passing Leaders**

|    |       |                 |              |
|----|-------|-----------------|--------------|
| 1. | 9,557 | Mike Piatkowski | 2009-present |
| 2. | 7,868 | Ira Vandever    | 1999-2002    |
| 3. | 6,525 | Connor Jostes   | 2002-05      |
| 4. | 4,795 | Gary Yagelski   | 1979-82      |
| 5. | 4,677 | Ron Royer       | 1963-66      |

**PFL Career Passing Leaders**

|     |        |                     |           |
|-----|--------|---------------------|-----------|
| 1.  | 11,230 | Josh McGregor, JU   | 2008-11   |
| 2.  | 9,728  | Zack Lewis, MSU     | 2009-Pres |
| 3.  | 9,699  | Josh Johnson, SD    | 2004-07   |
| 4.  | 9,557  | Mike Piatkowski, DU | 2009-Pres |
| 5.  | 9,376  | Ryan Alexander, DC  | 2005-08   |
| 6.  | 8,094  | DeWayne Ewing, BU   | 1998-01   |
| 7.  | 7,862  | Kevin Hoyng, Dayton | 2004-07   |
| 8.  | 7,868  | Ira Vandever, DU    | 1999-02   |
| 9.  | 7,487  | Eric Rasmussen, SD  | 2001-03   |
| 10. | 7,236  | David Caudill, MSU  | 2001-03   |

**MORE ON PIATKOWSKI'S YARDAGE**

- The football has traveled 28,671 feet or approximately 5.43 miles after leaving Mike Piatkowski's arm during his career under center.
- If stretched out from the Drake campus traveling east down University Avenue, the yardage would extend past the Iowa State Fairgrounds.
- If the 2012 Drake Relays men's 10,000 meter champion, Illinois' Colin Mickow, were to run Piatkowski's career yardage at the championship pace, he would finish in approximately 26:03.65

**SPREADING THE WEALTH**

- Quarterback Mike Piatkowski hasn't honed in on a single target this season as his 228 passes have found 12 different receivers.
- Additionally, Drake has had four receivers have 100-yard games. In the PFL, only Butler has as many receivers post 100-yard games.

**MOOREHEAD NAMED A CAMPBELL TROPHY SEMIFINALIST**

- Tyler Moorehead, a fifth-year senior captain on the Drake University football team, has been named a semifinalist for the National Football Foundation's William V. Campbell Trophy which recognizes an individual as the absolute best football scholar-athlete in the nation for their performances on and off

the field.

- Moorehead, a linebacker, is currently enrolled in Drake's pharmacy program with a 3.58 grade point average and is on-track to receive his doctorate in pharmacy. He is one of 147 candidates to be nominated for the award that honors seniors with a 3.2 GPA or higher who have demonstrated outstanding football ability as a first team player or significant contributor, and have demonstrated strong leadership and citizenship.

- The class is selected each year by the NFF Awards Committee, which is comprised of a nationally recognized group of media, College Football Hall of Famers and athletics administrators.

**CREIGHTON VS. THE PFL**

- In his five seasons at the helm of the Bulldogs, head coach Chris Creighton has racked up a 28-10 (.737) record in PFL action and a 24-6 (.800) record the last three seasons.
- Dayton is the only PFL team that Creighton has a losing record against and five PFL teams have never defeated a Creighton-led Drake squad.

**STAFF TAKES ON NEW LOOK**

- Drake's defensive coaching staff takes on a new look in 2012, including a new coordinator in Brad McCaslin, formerly the defensive coordinator and associate head coach at Nebraska-Omaha, where he coached for 14 seasons.
- Also new to the coaching staff is defensive backs coach/recruiting coordinator Todd Frakes, an 11-year collegiate coaching veteran who spent nine seasons on the staff at Centre College in Danville, Ky; defensive line coach Dain Taylor, the former Drake star who was an All-American in 2010; and cornerbacks coach Kahlil Carter, who played 11 seasons in the Arena Football League, Canadian Football League and NFL Europe.

**DRAKE PICKED SECOND IN PFL POLL**

- Drake was picked to finish second in the 2012 preseason Pioneer Football League Coaches' Poll behind the team with which they tied for the conference title a year ago, the San Diego Toreros.
- The Bulldogs received one first-place vote. San Diego received eight of a possible nine first place votes and 79 of 81 possible points as coaches were not allowed to vote for their own team in the poll.
- Both the Toreros and Bulldogs finished the 2011 campaign with identical 7-1 records, San Diego winning the regular-season meeting between the two teams.
- In the 2012 meeting between the two league favorites, Drake prevailed, 38-10, in Des Moines.
- Jacksonville was picked to finish third with 65 points. Dayton picked up the remaining first-place vote and 56 total points to finish fourth in the preseason poll. Campbell rounded out the poll's top half with 45 points for fifth place.
- Marist (6th, 42 points), Butler (7th, 34), Morehead State (8th, 27), Davidson (9th, 20) and Valparaiso (10th, 11) rounded out the PFL Preseason Poll.

**BULLDOGS LAND FIVE PLAYERS ON PRESEASON ALL-PFL TEAM**

- Five Drake Bulldogs earned positions on the 2012 preseason All-Pioneer Football League team.
- Defensive end Brandon Coleman, tight end Kevin Marshall, linebackers Travis Merritt and Tyler Moorehead and quarterback Mike Piatkowski.
- Piatkowski and Moorehead were first-team All-PFL performers on Drake's conference co-champion squad in 2011, while Coleman was a second-team choice and Marshall earned honorable mention.
- Piatkowski is the reigning PFL Offensive Player of the Year and Merritt was Freshman Defensive Player of the Year.
- Coleman, a senior from Cary, Ill. (Cary-Grove) is coming off a stellar junior season in which he recorded a team-high 12.0 sacks (-76) and led all Bulldog defensive linemen with 51 tackles (31 solo) in his first year as a starter. Coleman ranked fourth in the PFL and 10th in the nation (FCS) in sacks, and added 16.5 tackles for loss.
- Marshall, a senior from Glen Ellyn, Ill. (Glenbard South) had a breakout season in 2011, in his second season of eligibility. He caught a career-high 33 passes to rank fourth on the team and totaled 280 receiving yards (8.5) and three touchdowns in his first year as a full-time starter.
- Merritt, a junior from Johnston, Iowa (Johnston), ranked second on the team in tackles last year with 66 (38 solo), as well as one forced fumble and one fumble recovery in his first year as a starter. He also earned second-team Academic All-PFL honors.
- Moorehead, a fifth-year senior from Mason City, Iowa (Newman Catholic), is a 2012 co-captain for Drake, who has earned first-team All-Pioneer Foot-

ball League honors each of the past two seasons, and was a first-team Capital One Academic All-District choice in 2011. Moorehead has led the Bulldogs in tackles each of the past two seasons. Last year he recorded 78 stops (55 solo), including 10.5 sacks (-87) and 21.0 tackles for loss (-109), along with two interceptions, three forced fumbles, two pass breakups and two blocked kicks. Moorehead has started all 33 games in his career and recorded 218 tackles (150 solo), including 14.5 sacks and 40.0 tackles for loss.

• Piatkowski, a co-captain and fifth-year senior from Wheaton, Ill. (Warrenville South), enters his final season as the Bulldogs' signal-caller within reach of most of the school's career passing records.

### AT HOME IN DRAKE STADIUM

- Drake had won a program-record 11 home games in a row before falling to Montana State.
- The Bulldogs are now 24-4 at Drake Stadium since Chris Creighton became head coach in 2008.
- The Bulldogs last home winning streak of 10 or more games came during 1995-97.
- Under Creighton, Drake is 17-2 in PFL home games, including winning each of its last nine conference games at Drake Stadium.

### BULLDOGS AMONG THE BEST

- Drake ranks 20th in overall victories (578) among the 123 schools that make up the Division I Football Championships Subdivision (FCS).
- This week's game will be the 1,096th in 119 years of football for the school, dating back to the initial campaign in 1893.
- The Bulldogs' all-time record is 578-488-29 (.539).

### 2012 PRESEASON NOTES

- The 2012 Bulldogs will seek to win back-to-back Pioneer Football League championships for the first time. Drake's previous titles came in 1995, '98, 2000 (co-champions), '04 and 2011 (co-champions).
- Five Bulldogs who earned All-PFL recognition last year return in 2012, including first-team All-PFL quarterback and Offensive Player of the Year Mike Piatkowski and Freshman Defensive Player of the Year linebacker Travis Merritt (Johnston, Iowa/Johnston). Also back are two-time first-team All-PFL linebacker Tyler Moorehead, second-team defensive end Brandon Coleman (Cary, Ill./Cary-Grove) and honorable mention tight end Kevin Marshall (Glen Ellyn, Ill. (Glenbard South)).
- Coleman, Marshall, Moorehead and Piatkowski also have been named to the College Football Performance Awards preseason Watch List at their positions.
- Though the Bulldogs lost 52 percent of their pass-catching targets from 2011, they return the QB who threw 97 percent of those pass completions.
- Tight end Kevin Marshall has earned 2012 preseason Watch List status from the College Football Performance Awards after emerging as a new favorite target of Piatkowski's in 2011. He caught a career-high 33 passes for 280 yards (8.5) and three touchdowns to earn honorable mention All-PFL honors last year.
- Four Bulldogs who earned Academic All-PFL accolades in 2011 return this season, including one first-teamer (Moorehead) and three second-teamers (Fuhs, Coleman and Merritt).
- Each of the top three tacklers, and four of the top five, return in 2012 from a defensive unit that ranked No. 2 in the FCS (No. 1 PFL) in rushing yards allowed (77.2) and No. 7 (No. 1 PFL) in points allowed (17.8). The four are: Moorehead (78 tackles), Merritt (66), Michael Ratelle (63) and Coleman (51).
- In addition, a defense that led the PFL and ranked No. 13 in the FCS in tackles for loss returns the top three players in that category, in Moorehead (21), Coleman (16.5) and Anthony Gianaras (Mundelein, Ill./Mundelein) (9.5), and the personnel who recorded 61.0 of the team's 85.0 TFLs.
- The Bulldogs were one of the nation's top defenses in quarterback sacks (5th FCS, 3rd PFL), and return the top three players in that category, including Coleman (12.0; 10th FCS), Moorehead (10.0) and Gianaras (5.0). Overall, players who accounted for 30.5 of Drake's 39 sacks in 2011 are back in 2012.

## THE SERIES VS. BUTLER

|                                  |                           |
|----------------------------------|---------------------------|
| Series                           | Drake leads, 14-6-1       |
| In Des Moines                    | Drake leads, 8-1          |
| In Indianapolis                  | Drake leads, 6-5-1        |
| First Meeting                    | Nov. 5, 1932 - T, 0-0     |
| Last Meeting                     | Sept. 24, 2011 - W, 24-14 |
| Streak                           | Drake, 2                  |
| Last Drake Win                   | 2011                      |
|                                  |                           |
| Most Drake Points                | 62, 2000                  |
| Most Butler Points               | 41, 2000                  |
| Fewest Drake Points              | 0, 1932                   |
| Fewest Butler Points             | 0, 1932, 2006             |
|                                  |                           |
| Largest Drake Margin of Victory  | 47, 1999                  |
| Largest Butler Margin of Victory | 28, 2002                  |
|                                  |                           |
| Longest DU Winning Streak        | 5, 2003-07                |
| Longest BU Winning Streak        | 2, 2 times                |

| Series Results |          |                    |          |
|----------------|----------|--------------------|----------|
| Year           | Date     | Site               | Result   |
| 1932           | Nov. 5   | Indianapolis, Ind. | T, 0-0   |
| 1933           | Oct. 6   | Des Moines, Iowa   | W, 26-6  |
| 1993           | Sept. 25 | Indianapolis, Ind. | L, 28-3  |
| 1994           | Oct. 1   | Des Moines, Iowa   | L, 28-20 |
| 1995           | Sept. 30 | Indianapolis, Ind. | W, 29-8  |
| 1996           | Oct. 5   | Des Moines, Iowa   | W, 51-7  |
| 1997           | Nov. 8   | Indianapolis, Ind. | L, 14-13 |
| 1998           | Oct. 31  | Des Moines, Iowa   | W, 41-7  |
| 1999           | Oct. 23  | Indianapolis, Ind. | W, 53-6  |
| 2000           | Oct. 28  | Des Moines, Iowa   | W, 62-41 |
| 2001           | Oct. 27  | Indianapolis, Ind. | W, 41-39 |
| 2002           | Oct. 26  | Indianapolis, Ind. | L, 35-7  |
| 2003           | Oct. 18  | Des Moines, Iowa   | W, 24-7  |
| 2004           | Oct. 16  | Indianapolis, Ind. | W, 43-6  |
| 2005           | Oct. 29  | Des Moines, Iowa   | W, 56-10 |
| 2006           | Oct. 14  | Indianapolis, Ind. | W, 29-0  |
| 2007           | Oct. 6   | Des Moines, Iowa   | W, 37-19 |
| 2008           | Oct. 4   | Indianapolis, Ind. | L, 21-15 |
| 2009           | Nov. 21  | Indianapolis, Ind. | L, 20-17 |
| 2010           | Nov. 13  | Des Moines, Iowa   | W, 10-7  |
| 2011           | Sept. 24 | Indianapolis, Ind. | W, 24-14 |

## THE LAST MEETING

The Drake Bulldogs rolled up a season-best 441 yards of offense and kept a powerful Butler offense in check for most of the afternoon en route to a 24-14 win at the Butler Bowl in the Pioneer Football League opener for both teams.

Drake, which entered the game averaging just 49.3 yards per game on the ground, erupted for 165 yards on 49 rushes, led by fifth-year running back Patrick Cashmore, who gained 115 yards and two touchdowns on 19 carries, all in the first half.

The Bulldogs built a 21-7 halftime lead with two second-quarter touchdowns and survived a late threat to claim victory on the field where in 2009 they saw their conference title hopes evaporate in the final seconds on a Butler field goal.

The Drake defense contributed three sacks and two interceptions, coming up with big plays in key situations, behind a defensive front that won the battle in the trenches.

Senior quarterback Mike Piatkowski completed 25 of 36 passes for 276 yards and a touchdown, and moved into third place on Drake's all-time passing yards list with 5,033 for his career.

Cashmore scored Drake's first touchdown on a 6-yard run at 5:24 of the first quarter to cap a six-play, 80-yard drive. The point-after attempt by fifth-year senior Billy Janssen was blocked. It was the first that Janssen has not converted a PAT in his career, after making 42 in a row dating back to last year.

Two series later, Butler used its best field position to that point, starting at the Drake 48-yard line, to get on the board via a trick play that capped a four-play, 48-yard drive. Wide receiver Jeff Larsen took a handoff from quarterback Andrew Huck and rolled to his right before lofting a well-thrown 24-yard touchdown pass to wide receiver Zach Watkins. The point-after gave Butler a 7-6 lead with 14:23 to play in the first half.

Drake moved 42 yards in nine plays after a Jake Underwood interception and scored on a 3-yard pass from Piatkowski to junior tight end Kevin Marshall. Leading 12-7, head coach Chris Creighton elected to go for the two-point conversion, which Piatkowski punched in with a successful scamper around the left end to increase the lead to 14-7 at the 6:58 mark of the second quarter.

The Drake defense then forced a punt to put the ball back in the hands of Piatkowski, who engineered an 8-play, 80-yard touchdown drive to push the Bulldogs' lead to 21-7. The veteran signal-caller completed passes to three different receivers on the drive and junior running back Trey Morse rushed twice for 17 yards before Cashmore rumbled in from 14 yards out for his second score of the half.

After an exchange of punts, Drake put together its longest drive of the game, starting from its own 4. Leading 21-7, the Bulldogs methodically moved downfield, and just as important as the three points from a 31-yard Janssen field goal was the 6:03 of clock time that the 18-play, 83-yard drive chewed up, consuming the remainder of the third quarter.

The 24-7 lead would hold up until late in the fourth, after Lang missed another field goal try from 30 yards. Drake seemed poised to run out the clock after driving 55 yards and erasing five minutes off the clock, but with 3:09 to play in the game Piatkowski was intercepted on a first-down hitch-and-go at the Butler 1-yard line.

## THE LAST TIME IT HAPPENED

## Last time Drake played an overtime game

at Drake 34, Marist 27 (one overtime), Oct. 20, 2012

## Last time Drake played an overtime game on road

Valparaiso 51, Drake 45, (one overtime), Oct. 25, 2003

## Last shutout by Drake

50-0 vs. Valparaiso, Oct. 22, 2011

## Last shutout by Drake at home

50-0 vs. Valparaiso, Oct. 22, 2011

## Last time Drake shut out

16-0 at North Dakota, Sept. 1, 2011

## Last time Drake shut out at home

37-0 by San Diego, Oct. 21, 2006

## Last Drake kickoff return for touchdown

88 yards, Mike Ratelle at Valparaiso, Oct. 13, 2012

## Last Drake punt return for a touchdown

49 yards, Mike Lahart vs. Marist, Oct. 2, 2010

## Last time Drake blocked a punt for a touchdown

35 yards, John Hugunin vs. Grand View, Aug. 30, 2012

## Last time Drake blocked a punt for a safety

Mike Bialas vs. Butler, Oct. 6, 2007

## Last Drake pass interception for a touchdown

27 yards, Derek Temple at Campbell, Sept. 29, 2012

## Last Drake fumble return for a touchdown

22 yards, Mike Piatkowski vs. Davidson, Oct. 23, 2010

## Last Drake player to rush for 100 yards

119 yards (28 carries), Gary Scott, Jr. vs. Morehead State, Sept. 22, 2012

## Two Drake players 100+ rush yards same game

101 yards (19 carries), Willie Cashmore;  
216 yards in (27 carries), Scott Phaydavong  
vs. Jacksonville, Nov. 10, 2006

## Last Drake player to have 100 or more yards receiving

119 yards (6 rec.), Nick Rosa at Dayton, Nov. 3, 2012

## Last Drake player to pass for more than 300 yards

373 yards, Mike Piatkowski vs. Marist, Oct. 20, 2012

## Last Drake player to rush for three touchdowns

3, Scott Phaydavong vs. Valparaiso Sept. 29, 2007

## Last Drake player to catch three touchdowns

3, Jason Jones vs. Jacksonville, Oct. 4, 2003

## Last Drake player to pass for four touchdowns

4, Mike Piatkowski vs. Dayton, Nov. 12, 2011

## Last Drake player to pass for five touchdowns

5, Connor Jostes vs. Upper Iowa, Nov. 6, 2004

## Last Drake player to score three touchdowns

3, Scott Phaydavong vs. Valparaiso, Sept. 29, 2007

## Last Drake player to make four field goals

4, Billy Janssen at Morehead State, Oct. 8, 2011

**VS. BUTLER DEPTH CHART**

**OFFENSE**

**SPLIT END**

|    |                  |     |     |            |
|----|------------------|-----|-----|------------|
| 17 | <b>NICK ROSA</b> | 6-0 | 161 | <b>SR.</b> |
| 13 | J.T. Teague      | 5-8 | 193 | So.        |

**FLANKER**

|    |                     |      |     |            |
|----|---------------------|------|-----|------------|
| 3  | <b>JOEY ORLANDO</b> | 5-10 | 194 | <b>SR.</b> |
| 27 | Grahm Butler        | 6-2  | 184 | So.        |

**LEFT TACKLE**

|    |                    |     |     |            |
|----|--------------------|-----|-----|------------|
| 56 | <b>MATT PURDOM</b> | 6-5 | 302 | <b>SR.</b> |
| 55 | Paddy O'Connell    | 6-3 | 255 | 5-Sr.      |

**LEFT GUARD**

|    |                   |     |     |            |
|----|-------------------|-----|-----|------------|
| 73 | <b>ZACH BOSCH</b> | 6-5 | 310 | <b>SR.</b> |
| 74 | Troy Whitmer      | 6-2 | 284 | Jr.        |

**CENTER**

|    |                     |     |     |            |
|----|---------------------|-----|-----|------------|
| 74 | <b>TROY WHITMER</b> | 6-2 | 284 | <b>JR.</b> |
| 79 | John McMahon        | 6-3 | 265 | So.        |

**RIGHT GUARD**

|    |                   |     |     |              |
|----|-------------------|-----|-----|--------------|
| 70 | <b>AVERY FUHS</b> | 6-4 | 311 | <b>5-SR.</b> |
| 62 | A.J. Erb          | 6-3 | 308 | So.          |

**RIGHT TACKLE**

|    |                        |     |     |              |
|----|------------------------|-----|-----|--------------|
| 57 | <b>PADDY O'CONNELL</b> | 6-3 | 255 | <b>5-SR.</b> |
| 59 | Jack Beck              | 6-4 | 290 | So.          |

**TIGHT END**

|    |                       |     |     |            |
|----|-----------------------|-----|-----|------------|
| 16 | <b>KEVIN MARSHALL</b> | 6-4 | 247 | <b>SR.</b> |
| 88 | Dan Hohenstein        | 6-6 | 247 | Jr.        |

**QUARTERBACK**

|    |                        |     |     |              |
|----|------------------------|-----|-----|--------------|
| 2  | <b>MIKE PIATKOWSKI</b> | 6-1 | 188 | <b>5-SR.</b> |
| 15 | Andy Rice              | 6-3 | 208 | So.          |

**J-BACK**

|   |                         |     |     |            |
|---|-------------------------|-----|-----|------------|
| 7 | <b>JACOB SCHMUDLACH</b> | 6-2 | 229 | <b>JR.</b> |
| 1 | Michael Hudson          | 6-3 | 212 | So.        |

**S-BACK**

|    |                        |     |     |            |
|----|------------------------|-----|-----|------------|
| 28 | <b>GARY SCOTT, JR.</b> | 5-9 | 185 | <b>SO.</b> |
| 5  | T.J. James             | 6-0 | 180 | Jr.        |

**SPECIALISTS**

**KICKER**

|    |                             |     |     |            |
|----|-----------------------------|-----|-----|------------|
| 99 | <b>SPENCER LEE [KO]</b>     | 6-1 | 186 | <b>SO</b>  |
| 24 | <b>CAM BOHNERT [FG/PAT]</b> | 6-0 | 185 | <b>FR.</b> |

**PUNTER**

|    |                    |     |     |            |
|----|--------------------|-----|-----|------------|
| 24 | <b>CAM BOHNERT</b> | 6-0 | 185 | <b>FR.</b> |
| 19 | Jeremy Stein       | 6-2 | 185 | Jr.        |

**LONG SNAPPER**

|    |                        |     |     |              |
|----|------------------------|-----|-----|--------------|
| 57 | <b>PADDY O'CONNELL</b> | 6-3 | 255 | <b>5-SR.</b> |
| 16 | Kevin Marshall         | 6-4 | 247 | Sr.          |

**PRONUNCIATIONS**

|                 |            |                  |                 |                 |                 |               |             |
|-----------------|------------|------------------|-----------------|-----------------|-----------------|---------------|-------------|
| Matt Acree      | ache-ree   | Joel Fuxa        | fewks-ah        | Dillon Krotz    | crawtz          | Sam Scherer   | shear       |
| Blake Beauchamp | bo-champ   | Anthony Gianaras | jah-nare-uhs    | Ezekiel Okeleye | oakley          | Cody Stepanek | stah-pan-ik |
| Cam Bohnert     | bawn-ehrt  | Neko Graf        | NEEK-oh         | Mark Nicolet    | nick-o-lay      | Cody Thibault | tee-bo      |
| Alex Cecena     | sah-say-na | Naser Hannon     | nassir hah-noon | Eric Pachter    | pock-ter        | Zach Zlabis   | slay-bis    |
| Brad Duwe       | dooy       | John Hugunin     | hue-gah-nin     | Mike Piatkowski | pee-at-KOW-skee | Caz Zyks      | z-ikes      |
| Avery Fuhs      | foose      | Kolby Knuth      | kah-nooth       | Matt Purdom     | per-duhm        |               |             |

**OFFENSE**

**DEFENSIVE END**

|    |                        |     |     |            |
|----|------------------------|-----|-----|------------|
| 91 | <b>BRANDON COLEMAN</b> | 6-3 | 266 | <b>SR.</b> |
| 35 | Kolby Knuth            | 6-3 | 227 | Jr.        |

**NOSE GUARD**

|    |                    |      |     |            |
|----|--------------------|------|-----|------------|
| 96 | <b>RYAN LARSON</b> | 6-4  | 277 | <b>JR.</b> |
| 48 | Nick Underwood     | 5-11 | 270 | Jr.        |

**DEFENSIVE TACKLE**

|    |                   |     |     |            |
|----|-------------------|-----|-----|------------|
| 94 | <b>MATT ACREE</b> | 6-2 | 284 | <b>JR.</b> |
| 50 | Colton Rodgers    | 6-4 | 261 | R-Fr.      |

**DEFENSIVE END**

|    |                         |     |     |              |
|----|-------------------------|-----|-----|--------------|
| 92 | <b>ANTHONY GIANARAS</b> | 6-3 | 246 | <b>5-SR.</b> |
| 46 | Naser Hannon            | 6-0 | 226 | Sr.          |

**ROVER**

|    |                        |     |     |              |
|----|------------------------|-----|-----|--------------|
| 44 | <b>TYLER MOOREHEAD</b> | 6-1 | 233 | <b>5-SR.</b> |
| 39 | Danny Cox              | 6-0 | 214 | Jr.          |

**MIKE**

|    |                       |     |     |            |
|----|-----------------------|-----|-----|------------|
| 53 | <b>TRAVIS MERRITT</b> | 6-0 | 223 | <b>JR.</b> |
| 12 | Sean Conerty          | 6-2 | 220 | Jr.        |

**BUCK**

|    |                     |      |     |            |
|----|---------------------|------|-----|------------|
| 42 | <b>JOHN HUGUNIN</b> | 5-11 | 216 | <b>SO.</b> |
| 51 | Seth Hedman         | 6-4  | 223 | Sr.        |

**CORNERBACK**

|    |                  |      |     |            |
|----|------------------|------|-----|------------|
| 22 | <b>BRAD DUWE</b> | 6-0  | 183 | <b>SO.</b> |
| 10 | Drew Ormseth     | 5-10 | 180 | So.        |

**WHIP**

|    |                       |     |     |            |
|----|-----------------------|-----|-----|------------|
| 11 | <b>JAKE UNDERWOOD</b> | 6-1 | 196 | <b>SR.</b> |
| 26 | Bob Quilico, Jr.      | 6-0 | 195 | So.        |

**FREE SAFETY**

|    |                     |     |     |            |
|----|---------------------|-----|-----|------------|
| 21 | <b>MIKE RATELLE</b> | 6-1 | 197 | <b>SR.</b> |
| 6  | Matt Buckley        | 6-0 | 191 | 5-Sr.      |

**CORNERBACK**

|    |                   |      |     |            |
|----|-------------------|------|-----|------------|
| 34 | <b>JOHN BLOSS</b> | 6-0  | 173 | <b>SO.</b> |
| 30 | Evan Erickson     | 5-11 | 192 | So.        |

**HOLDER**

|    |                        |     |     |              |
|----|------------------------|-----|-----|--------------|
| 2  | <b>MIKE PIATKOWSKI</b> | 6-1 | 188 | <b>5-SR.</b> |
| 23 | Alec Recker            | 6-1 | 221 | Jr.          |

**PUNT RETURNER**

|    |                     |      |     |            |
|----|---------------------|------|-----|------------|
| 21 | <b>MIKE RATELLE</b> | 6-1  | 197 | <b>SR.</b> |
| 10 | Drew Ormseth        | 5-10 | 180 | So.        |

**KICK RETURNER**

|    |                     |     |     |            |
|----|---------------------|-----|-----|------------|
| 8  | <b>JACOB DINES</b>  | 5-8 | 163 | <b>JR.</b> |
| 21 | <b>MIKE RATELLE</b> | 6-1 | 197 | <b>SR.</b> |



**GRAND VIEW** 8  
**DRAKE** 28

| SCORING    | 1  | 2 | 3 | 4  | F  |
|------------|----|---|---|----|----|
| Grand View | 6  | 2 | 0 | 0  | 8  |
| Drake      | 14 | 0 | 0 | 14 | 28 |

Attendance: 4,158

DES MOINES, Iowa - The Drake football team trailed early but settled in to defeat Grand View 28-8 Thursday night in front of a crowd of 4,158 in their season opener at Drake Stadium.

After going down a touchdown after a mis-played punt return, the Bulldogs took the lead when Mike Piatkowski (Wheaton, Ill.) floated a one-yard pass to wideout Nick Rosa (Owasso, Okla.). Spencer Lee (Johnston, Iowa) converted the extra point to give the Bulldogs a 7-6 lead.

The Vikings opened the scoring on the night when Neko Graf (Rascine, Wis.) fumbled a punt and the ball was recovered at the Bulldogs 10 yard line. Darius White then carried the ball in on a sweep. Grand View failed to convert the extra point however.

On the ensuing kickoff Mike Ratelle (Edina, Minn.) brought the ball to the Drake 47 to start the drive. The Bulldogs marched down the field on impressive runs from sophomore Gary Scott, Jr. (Forsyth, Ill.) and were capped with the Piatkowski to Rosa connection.

Piatkowski, the 2011 Pioneer Football League Offensive Player of the Year, went 25-41 on the night for 271 yards. He threw two touchdowns and one interception. Rosa led Drake with 68 yards on four catches. Michael Hudson (Urbandale, Iowa) had six catches for 57 yards in his first game with the Bulldogs.

The Vikings put together their best drive of the evening starting at their own 33-yard line and marching the ball all the way down to the Drake 12. The Bulldogs came up with a big stop before slicing through the line in order to block the field goal attempt.

Drake's defense shone the entire night. They held the Vikings to 241 total yards of offense with 12 tackles for a loss and nine sacks.

The Drake offense took advantage of their opponent's miscues when Scott Jr. punched in a two-yard touchdown as the time dwindled down in the first quarter. It was Scott Jr.'s first collegiate rushing touchdown, in his first official game. He also led all rushers with 110 yards on 17 carries. Junior T.J. James (Des Moines, Iowa) carried the ball 11 times for 63 yards.

Yet another special teams miscue lead to the Vikings final points of the game. In the second quarter the Bulldogs lined up to punt deep in their own territory. The snap was well over the head of Jeremy Stein (Carpinteria, Calif.) and out of the endzone for a safety.

The game stalled with neither team amounting any real threat to score for nearly two quarters. The Bulldogs again turned to special teams for help. Senior Naser Hannon (West Des Moines, Iowa) split through the Grand View line and blocked a punt attempt. John Hugunin (Oswego, Ill.) scooped up the ball and took it to the house. Piatkowski again connected with Rosa on the two-point conversion and effectively put the game out



**Linebacker Tyler Moorehead had eight tackles, three sacks and a break-up against Grand View.**

of reach at 22-8.

Drake controlled the ball for the rest of the game and sealed the victory with a Piatkowski touchdown pass to junior Dan Hohenstein (Warrenville, Ill.).

The Bulldogs moved to 1-0 on the season with the victory and 3-0 all time against their cross-town foe.



**SCORING SUMMARY:**

**First Quarter**

- 10:08 GUV Darius White 10 yd run (Ben Hurley kick failed), 1-10 0:12, GUV 6 - DU 0
- 06:15 DU Rosa, Nick 1 yd pass from Piatkowski, Mik (Lee, Spencer kick), 10-53 3:45, GUV 6 - DU 7
- 00:43 DU Scott, Gary 2 yd run (Lee, Spencer kick), 4-49 1:25, GUV 6 - DU 14

**Second Quarter**

- 12:29 GUV TEAM safety, , GUV 8 - DU 14

**Fourth Quarter**

- 09:42 DU Hugunin, John 35 yd blocked punt return (Rosa, Nick pass from Piatkowski, Mik), , GUV 8 - DU 22
- 03:44 DU Hohenstein, Dan 12 yd pass from Piatkowski, Mik (Lee, Spencer kick failed), 9-80 3:48, GUV 8 - DU 28

**TEAM STATS**

|                            | GVU     | DU      |
|----------------------------|---------|---------|
| FIRST DOWNS                | 17      | 22      |
| RUSHES-YARDS (NET)         | 41-91   | 37-154  |
| PASSING YDS (NET)          | 150     | 271     |
| Passes Att-Comp-Int        | 34-19-0 | 41-25-1 |
| TOTAL OFF. PLAYS-YARDS     | 75-241  | 78-425  |
| Fumble Returns-Yards       | 0-0     | 0-0     |
| Punt Returns-Yards         | 0-0     | 5-58    |
| Kickoff Returns-Yards      | 6-140   | 1-42    |
| Interception Returns-Yards | 1-11    | 0-0     |
| Punts (Number-Avg)         | 9-36.9  | 4-31.0  |
| Fumbles-Lost               | 1-0     | 4-2     |
| Penalties-Yards            | 6-44    | 7-65    |
| Possession Time            | 31:06   | 28:54   |
| Third-Down Conversions     | 5 of 18 | 7 of 15 |
| Fourth-Down Conversions    | 0 of 3  | 0 of 2  |
| Red-Zone Scores-Chances    | 1-3     | 3-3     |
| Sacks By: Number-Yards     | 2-26    | 9-46    |

**INDIVIDUAL STATS**

**RUSHING: Grand View**-D. Ballentine 27-47; Jared Scruggs 11-39; Darius White 1-10; G. Fullbright 1-0; Davion Hurst 1-minus 5. **Drake**-Scott, Gary 17-107; James, T.J. 11-60; Morse, Trey 4-5; TEAM 1-minus 9; Piatkowski, Mik 4-minus 9.

**PASSING: Grand View**-D. Ballentine 19-34-0-150.

**Drake**-Piatkowski, Mik 25-41-1-271.

**RECEIVING: Grand View**-Brady Roland 4-66; Taylor Goebel 4-29; Darius White 4-23; Davion Hurst 3-13; J Roberts-Lewis 2-11; Zach Antle 1-4; Gavin Burns 1-4.

**Drake**-Marshall, Kevin 6-63; Hudson, Michael 6-57; Hohenstein, Dan 5-55; Rosa, Nick 4-68; Teague, J.T. 2-12; Scott, Gary 1-11; Orlando, Joey 1-5.

No. 4/4 **MONTANA STATE 34**  
**DRAKE 24**

| SCORING       | 1 | 2  | 3 | 4  | F  |
|---------------|---|----|---|----|----|
| Montana State | 7 | 7  | 7 | 13 | 34 |
| Drake         | 0 | 17 | 7 | 0  | 24 |

Attendance: 3,558

DES MOINES, Iowa - The Drake University football team kept No. 4 Montana State on the ropes for nearly 60 minutes Saturday evening, but a pair of late touchdowns helped the Bobcats escape Drake Stadium with a 34-24 victory.

The Bulldogs (1-1) led 24-21 at the end of three quarters before MSU (2-0) scored twice and made critical stops on defense to preserve the win in the contest between a pair of defending conference champions.

"This is not ok that we lost, we wanted to come in here tonight and win this game," head coach Chris Creighton said. "Don't get me wrong, that's a great football team that we played, but we came out here to win this game."

Senior quarterback Mike Piatkowski (Wheaton, Ill.) led the Bulldogs' aerial attack with 311 yards on 25-of-43 passing and a touchdown. He also added a touchdown on the ground. However, the Bobcats had a significant advantage on the ground, outgaining Drake, 168-59, with the yardage split almost evenly between Orenzo Davis, Tray Robinson and Cody Kirk.

Drake's defense, especially on the line, continued its strong play with 12 tackles for loss and three sacks against the Bobcats extremely mobile passer, DeNarius McGhee. John Hugunin (Oswego, Ill.), who finished with a game-high 13 tackles, Brett Park (Olivette, Mo.) and Brandon Coleman (Cary, Ill.) each had three tackles for loss.

"Those guys were so focused today that I didn't know what to say to them from the pre-game meal on," Creighton said. "They left everything on the field tonight. Those guys are good."

The Bulldogs took a 17-14 lead into the half on an eight play, 76-yard drive, with a 15-yard touchdown strike from Piatkowski to Hudson. Orlando grabbed another key catch on the drive, this time for 30 yards, to keep the drive alive and set Drake up in the Montana State red zone.

Montana State started the second half with renewed energy. After holding the Bulldogs to a three-and-out, the Bobcats roared down the field to take the lead, 21-17. Quarterback DeNarius McGhee scrambled for two third down conversions, including his five-yard touchdown run.

Later, it was Drake's turn to take advantage of a Montana State mistake, when Drew Ormseth (Lake in the Hills, Ill.) picked off McGhee to give the Bulldogs great field position on the MSU 41-yard line. The passing game continued to be strong as Piatkowski found Marshall once again, this time for a 16-yard gain to set the Bulldogs up inside the five-yard line. Piatkowski got into the endzone on a keeper two plays later from the one-yard line to put the Bulldogs on top, 24-21, with 3:20 remaining in the third quarter.

The Bulldogs stayed within striking distance as sophomore John Bloss (Wheaton, Ill.) recovered a fumble at the Bulldogs' 20-yard line with 7:12



Quarterback Mike Piatkowski threw for 311 yards against a defense that didn't yield a 300-yard passer in 2011.

remaining in the fourth quarter. Drake's offense stalled at the 40-yard line after Gary Scott, Jr.'s (Forsyth, Ill.) run on fourth down was smothered.

Montana State didn't put an end to the Bulldogs' upset bid until a touchdown extended its lead, 34-24, with 1:28 remaining in the game. The 9-play, 40-yard drive, erased 3:25 of game clock, which would not leave enough time for Drake to make a comeback.



**SCORING SUMMARY:**

**First Quarter**

01:42 MSU Cody Kirk 2 yd run (Rory Perez kick), 14-90 5:51, MSU 7 - DU 0

**Second Quarter**

10:44 DU James,T.J. 1 yd run (Lee, Spencer kick), 12-80 4:22, MSU 7 - DU 7

08:27 MSU Orenzo Davis 11 yd run (Rory Perez kick), 2-27 1:13, MSU 14 - DU 7

05:14 DU Lee, Spencer 27 yd field goal, 12-83 3:07, MSU 14 - DU 10

00:22 DU Hudson,Michael 15 yd pass from Piatkowski,Mik (Lee, Spencer kick), 8-76 3:15, MSU 14 - DU 17

**Third Quarter**

09:14 MSU DeNarius McGhee 5 yd run (Rory Perez kick), 10-25 4:00, MSU 21 - DU 17

03:20 DU Piatkowski,Mik 1 yd run (Lee, Spencer kick), 5-41 2:08, MSU 21 - DU 24

**Fourth Quarter**

11:34 MSU Tray Robinson 30 yd run (Rory Perez kick failed), 7-61 2:36, MSU 27 - DU 24

01:28 MSU Tanner Bleskin 2 yd pass from DeNarius McGhee (Rory Perez kick), 9-40 3:25, MSU 34 - DU 24

**TEAM STATS**

|                            | MSU      | DU      |
|----------------------------|----------|---------|
| FIRST DOWNS                | 20       | 23      |
| RUSHES-YARDS (NET)         | 44-168   | 34-59   |
| PASSING YDS (NET)          | 206      | 311     |
| Passes Att-Comp-Int        | 34-22-2  | 43-25-0 |
| TOTAL OFFENSE PLAYS-YARDS  | 78-374   | 77-370  |
| Fumble Returns-Yards       | 0-0      | 0-0     |
| Punt Returns-Yards         | 4-25     | 2-2     |
| Kickoff Returns-Yards      | 5-108    | 5-81    |
| Interception Returns-Yards | 0-0      | 2-9     |
| Punts (Number-Avg)         | 5-40.2   | 6-36.8  |
| Fumbles-Lost               | 1-1      | 2-1     |
| Penalties-Yards            | 8-70     | 3-17    |
| Possession Time            | 30:22    | 29:38   |
| Third-Down Conversions     | 12 of 18 | 3 of 14 |
| Fourth-Down Conversions    | 0 of 0   | 1 of 4  |
| Red-Zone Scores-Chances    | 4-4      | 4-4     |
| Sacks By: Number-Yards     | 3-18     | 3-11    |

**INDIVIDUAL STATS**

**RUSHING:** Montana State-Orenzo Davis 15-58; Tray Robinson 5-52; Cody Kirk 13-43; DeNarius McGhee 8-17; Shawn Johnson 1-1; TEAM 2-minus 3.

**Drake-Hudson,Michael** 1-30; Scott, Gary 12-28; James,T.J. 10-20; Morse,Trey 1-11; TEAM 1-minus 11; Piatkowski,Mik 9-minus 19.

**PASSING:** Montana State-DeNarius McGhee 22-34-2-206.

**Drake-Piatkowski,Mike**, 25-43-0-311.

**RECEIVING:** Montana State-Tanner Bleskin 6-78; Jon Ellis 4-46; Cody Kirk 3-34; Everett Gilbert 3-18; Orenzo Davis 3-7; Tiai Salanoa 2-16; Tray Robinson 1-7.

**Drake-Marshall, Kevin** 11-100; Orlando,Joey 6-98; Hudson,Michael 3-37; Rosa, Nick 2-58; Schmuldach,Jac 1-9; Teague, J.T. 1-5; Morse,Trey 1-4.

**DRAKE** 10  
 No. 22/-- **INDIANA STATE** 27

| SCORING       | 1 | 2  | 3  | 4 | F  |
|---------------|---|----|----|---|----|
| Drake         | 3 | 7  | 0  | 0 | 10 |
| Indiana State | 0 | 10 | 14 | 3 | 27 |

Attendance: 7,189

The Drake University football team fell, 27-10, to No. 22 Indiana State in its final non-conference test of the season in Terre Haute, Ind.

The Sycamores' vaunted rushing offense proved to be the difference as ISU rushed for 368 yards with Payton Award finalist Shakir Bell racking up a school-record 349 yards. The Bulldogs were paced again by senior quarterback Mike Piatkowski's 329 yards on 31-of-53 passing with a touchdown strike to Nick Rosa.

The Drake defense, which came into the game leading the nation in sacks and tackles for loss, was led by Bob Quilico's 11 tackles with the defense getting six tackles for loss and an interception from Drew Ormseth.

"That back [ISU's Shakir Bell], is special and we knew it," Drake head coach Chris Creighton said. "Those guys played hard and are a great football team. We're all about being our best and part of being your best is knowing how to win on gameday. We go into the Pioneer Football League now and we've got to find a way to do that."

The two teams entered halftime knotted at 10-10, but ISU firmly put the momentum in its favor in the third quarter by scoring quickly on its first two possessions with touchdown runs of 60 and 48 yards from Bell. Those touchdowns put ISU up 24-10 less than five minutes into the second half.

However, the Bulldogs continued to battle and got inside the ISU 5-yard line on its next two drives. Unfortunately for Drake, neither of those redzone trips resulted in points, but rather a missed field goal and an inspired ISU goal-line stand. A 35-yard ISU field goal with less than four minutes to play gave the Sycamores the final 17-point cushion.

"We didn't execute and when you're playing a really good team, you've got to execute," Creighton said. "We left a lot out there offensively with opportunities to score. Whenever we executed, we moved the ball down the field."

Drake executed early by scoring on its first drive courtesy of a 21-yard field goal from Spencer Lee that capped an 11-play, 76 yard drive. The Bulldogs held that advantage until midway through the second quarter when ISU got on the board with 22-yard touchdown pass from Mike Perish to Demory Lawshe.

Drake answered that score with one of its own on its next drive as a 41-yard pitch and catch from Piatkowski to Gary Scott, Jr. (Forsyth, Ill.), put the Bulldogs inside the ISU 10-yard line to set up a 7-yard Piatkowski to Rosa touchdown.

An ISU field goal as time expired at the half sent the teams into the locker room tied.



Wide receiver Alex Cecena hauled in three catches at Indiana State



**SCORING SUMMARY:**

**First Quarter**

09:12 DU Lee, Spencer 22 yd field goal, 11-76 5:48, DU 3 - INS 0

**Second Quarter**

07:18 INS Lawshe, Demory 22 yd pass from Perish, Mike (Fritschle, Tann kick), 4-61 1:17, DU 3 - INS 7

03:38 DU Rosa, Nick 7 yd pass from Piatkowski, Mik (Lee, Spencer kick), 7-71 3:35, DU 10 - INS 7

00:00 INS Fritschle, Tann 21 yd field goal, 11-64 3:32, DU 10 - INS 10

**Third Quarter**

12:54 INS Bell, Shakir 60 yd run (Fritschle, Tann kick), 6-83 0:00, DU 10 - INS 17

10:47 INS Bell, Shakir 48 yd run (Fritschle, Tann kick), 2-56 0:47, DU 10 - INS 24

**Fourth Quarter**

03:42 INS Fritschle, Tann 35 yd field goal, 7-19 3:46, DU 10 - INS 27

**TEAM STATS**

|                            | DU      | ISU     |
|----------------------------|---------|---------|
| FIRST DOWNS                | 21      | 21      |
| RUSHES-YARDS (NET)         | 26-43   | 50-368  |
| PASSING YDS (NET)          | 329     | 94      |
| Passes Att-Comp-Int        | 53-31-1 | 14-7-1  |
| TOTAL OFFENSE PLAYS-YARDS  | 79-372  | 64-462  |
| Fumble Returns-Yards       | 0-0     | 0-0     |
| Punt Returns-Yards         | 1-0     | 0-0     |
| Kickoff Returns-Yards      | 3-61    | 3-61    |
| Interception Returns-Yards | 1-18    | 1-0     |
| Punts (Number-Avg)         | 4-33.2  | 3-50.7  |
| Fumbles-Lost               | 1-0     | 1-1     |
| Penalties-Yards            | 3-37    | 8-60    |
| Possession Time            | 30:56   | 29:00   |
| Third-Down Conversions     | 6 of 16 | 4 of 11 |
| Fourth-Down Conversions    | 1 of 4  | 1 of 1  |
| Red-Zone Scores-Chances    | 2-4     | 2-3     |
| Sacks By: Number-Yards     | 1-10    | 2-20    |

**INDIVIDUAL STATS**

**RUSHING:** Drake-James, T.J. 6-29; Morse, Trey 7-26; Scott, Gary 7-17; Piatkowski, Mik 6-minus 29.

**Indiana State**-Bell, Shakir 33-349; Gordon-Lamar, F 6-20; Cheeseborough, 8-11; TM 1-minus 2; Perish, Mike 2-minus 10.

**PASSING:** Drake-Piatkowski, Mik 31-53-1-329. **Indiana State**-Perish, Mike 7-13-1-94; Bell, Shakir 0-1-0-0.

**RECEIVING:** Drake-Orlando, Joey 6-43; Scott, Gary 5-83; Rosa, Nick 5-60; Cecena, Alex 3-30; Marshall, Kevin 3-22; Teague, J.T. 2-32; Schmutlach, Jac 2-13; Morse, Trey 2-13; Butler, Graham 1-20; James, T.J. 1-10; Hohenstein, Dan 1-3. **Indiana State**-Lawshe, Demory 3-48; Bell, Shakir 2-27; Mardis, Michael 1-10; Spencer, Donald 1-9.

**MOREHEAD STATE** 25  
**DRAKE** 28

| SCORING        | 1 | 2 | 3  | 4  | F  |
|----------------|---|---|----|----|----|
| Morehead State | 7 | 0 | 10 | 8  | 25 |
| Drake          | 0 | 7 | 0  | 21 | 28 |

Attendance: 3,540

In a battle of two top-10 passing offenses, the Drake University football team outdueled Morehead State on a record-setting Saturday afternoon at Drake Stadium.

Led by fifth-year senior quarterback Mike Piatkowski, the Bulldogs fought off a 10-point deficit in the fourth quarter to top the Eagles, 28-25. Piatkowski set the school record for career passing yards in the second quarter with a 75-yard completion to senior Joey Orlando. Piatkowski needed just 31 yards coming in to the game to surpass Ira Vandever's record of 7,868 yards set in 2002. The reigning PFL Offensive Player of the Year finished the game with 29-for-41 passing, for 268 yards and three touchdowns. He now stands alone at 8,106 career passing yards.

"I try not to think about it [the record]," Piatkowski said after the game. "At the end of the season, I'll probably think about it, but we got a win today and that's all that matters. It was a team effort and the crowd was a big part of that."

Orlando was Piatkowski's top target on the day, with eight receptions for 73 yards and a touchdown. Sophomore Gary Scott, Jr. led the ground game with 119 yards on 28 carries and one touchdown.

Defensively, the Bulldogs shut down the sixth-ranked passing offense of the Eagles. Despite only recording one sack on the afternoon, the Bulldogs held the Eagles to a season low 172 pass yards. Sophomore John Hugunin led the defense with 16 tackles and one sack. Junior Travis Merritt added 14 additional tackles to the defensive total.

Drake used an eight-play, 74-yard drive at the beginning of the fourth quarter to regain momentum lost in the third quarter. The drive concluded with a Piatkowski touchdown pass to sophomore J.T. Teague to bring the Bulldogs within three points with 13 minutes remaining in the game.

After the Drake defense came up strong on the following MSU possession, sophomore Drew Ormseth set the offense up with great field position following his 36-yard punt return. Piatkowski then gave the Blue and White its first lead of the game, 21-17, with 9:51 remaining in the game, by finding senior Nick Rosa in the end zone.

Drake all but sealed the victory with four minutes remaining in the game, converting on 4th-and-2 from the 14-yard line. Scott took an option pitch into the end zone to give Drake a two-score lead. With the run, Drake's leading rusher recorded the second 100-yard game of his career.

"We kind of had to have a wake-up call there late," head coach Chris Creighton said. "I don't know that we played any differently in the fourth quarter outside of there being some passion and imposing our will."

Although Morehead State countered with a six-play, 62-yard drive that resulted in a touchdown, they could not recover the onside kick,



**Gary Scott, Jr. piled up 119 yards in the win over Morehead State.**

allowing Drake to bleed the clock to 1:28. Despite sustaining a drive to midfield, Lewis was picked by fifth-year senior Tyler Moorehead (Mason City, Iowa) with 36 seconds remaining on the clock to put an end to any chance at a comeback.



**SCORING SUMMARY:**

**First Quarter**

9:57 MOR SAWYER, Donte 26 yd pass from LEWIS, Zach (DUZAN, Rainer kick), 11-81 5:03, MOR 7 - DU 0

**Second Quarter**

6:34 DU Orlando,Joey 9 yd pass from Piatkowski,Mik (Lee, Spencer kick), 1-9 0:04, MOR 7 - DU 7

**Third Quarter**

5:47 MOR DUZAN, Rainer 21 yd field goal, 15-76 6:04, MOR 10 - DU 7  
2:34 MOR BORNHAUSER, B. 27 yd run (DUZAN, Rainer kick), 2-33 0:39, MOR 17 - DU 7

**Fourth Quarter**

13:40 DU Teague, J.T. 16 yd pass from Piatkowski,Mik (Lee, Spencer kick), 8-74 3:49, MOR 17 - DU 14  
9:54 DU Rosa, Nick 16 yd pass from Piatkowski,Mik (Lee, Spencer kick), 4-31 2:02, MOR 17 - DU 21  
4:00 DU Scott, Gary 14 yd run (Lee, Spencer kick), 8-62 3:16, MOR 17 - DU 28  
1:52 MOR MACSHARA, Rees 4 yd run (STANLEY, Blake pass from LEWIS, Zach), 9-63 2:01, MOR 25 - DU 28

**TEAM STATS**

|                            | MOR     | DU      |
|----------------------------|---------|---------|
| FIRST DOWNS                | 21      | 25      |
| RUSHES-YARDS (NET)         | 44-236  | 34-135  |
| PASSING YDS (NET)          | 172     | 268     |
| Passes Att-Comp-Int        | 28-21-1 | 42-29-1 |
| TOTAL OFFENSE PLAYS-YARDS  | 72-408  | 76-403  |
| Fumble Returns-Yards       | 0-0     | 0-0     |
| Punt Returns-Yards         | 0-0     | 4-43    |
| Kickoff Returns-Yards      | 2-28    | 3-23    |
| Interception Returns-Yards | 1-32    | 1-0     |
| Punts (Number-Avg)         | 5-40.4  | 5-31.8  |
| Fumbles-Lost               | 3-2     | 3-1     |
| Penalties-Yards            | 12-118  | 4-25    |
| Possession Time            | 29:10   | 30:50   |
| Third-Down Conversions     | 4 of 14 | 9 of 17 |
| Fourth-Down Conversions    | 2 of 3  | 1 of 1  |
| Red-Zone Scores-Chances    | 2-2     | 4-6     |
| Sacks By: Number-Yards     | 0-0     | 1-10    |

**INDIVIDUAL STATS**

**RUSHING:** Drake-Scott, Gary 28-119; Piatkowski, Mike 3-15; Morse, Trey 1-6  
**Morehead State**-Macshara, Rees 20-132; Stanley, Blake 18-69; Bornhauser, B. 3-44; Sawyer, Donte 1-10

**PASSING:** Drake-Piatkowski,Mike 29-41-1-268.  
**Morehead State**-Lewis, Zach 21-28-1-172.

**RECEIVING:** Drake-Orlando,Joey 8-73; Scott, Gary 4-35; Teague, J.T. 3-37; Butler, Graham 3-19; Hudson, Michael 3-18; Marshall, Kevin 3-13; Hohenstein, Dan 2-50; Rosa, Nick 2-22; Schumdlach, Jacob 1-1  
**Morehead State**- Sawyer, Donte 7-80; Stanley, Blake 4-28; Macshara, Rees 3-16; Thomas, Kevin 2-20; Bornhauser,B. 2-9; Lewis, Kitaro 2-7; Keller, Luke 1-12

**DRAKE** 35  
**CAMPBELL** 7

| SCORING  | 1 | 2  | 3 | 4 | F  |
|----------|---|----|---|---|----|
| Drake    | 7 | 14 | 7 | 7 | 35 |
| Campbell | 0 | 0  | 7 | 0 | 7  |

Attendance: 3,370

The Drake University football team improved to 2-0 in the Pioneer Football League with a commanding 35-7 victory over Campbell in Buies Creek, N.C. The Bulldogs held one of the top rushing teams in the league to just 57 yards on the ground in a game that was delayed by more than an hour due to inclement weather and played in wet, rainy conditions.

The Bulldogs held a 481-to-286 advantage in total yardage and racked up 32 first downs in the victory. Offensively Drake was led by senior quarterback Mike Piatkowski's (Wheaton, Ill.) 258 yards on 23-of-38 passing with a touchdown through the air and on the ground. The aerial attack was supported by 283 rushing yards with Gary Scott, Jr. (Forsyth, Ill.) leading the pack with 77 yards and a touchdown followed by Trey Morse's (Elmo, Texas) 68 yards.

The staunch defensive effort recorded a pair of interceptions, five tackles for loss and two sacks. Jake Underwood (Cary, Ill.) was in on a team-high 10 tackles to help DU improve to 3-2 overall while the Camels fell to 1-4 overall and 0-2 in the PFL.

"It was a weird game with lightning delays," head coach Chris Creighton said. "But I was proud of our guys and how they were able to maintain the momentum and the emotion through all the breaks."

The Bulldogs ended the first half with a firm 21-0 lead thanks to a 27-yard Derek Temple (Grimes, Iowa) interception return for a touchdown with 1:51 left in the half. That defensive highlight redeemed an offensive drive that stalled out on the Campbell 8-yard line and resulted in a missed field goal. It was one of three Drake trips inside the CU 30-yard line that came up scoreless in the first half.

"Our defense was great," Creighton said of Temple's interception return and the squad's ability to stop the run. "I'm really proud of our defense. They led the charge tonight and it's a tall order when you don't see an option team that often. It's tough to prepare for and our guys did a great job."

The Bulldogs got on the board first on their second drive of the game as Scott strode into the end zone from three yards out to cap an 8-play, 63-yard drive. Drake's next score came on a momentum-shifting special teams play when the Campbell punter failed to handle the snap. The pressure and miscue gave Drake excellent field position on the Camels' 22-yard line. Two plays later, Piatkowski found Nick Rosa for an 11-yard strike before the 63-minute lightning delay suspended play with 5:29 left in the half. Rosa finished the game with a team-high seven catches and 92 yards.

After halftime, the Bulldogs suffered one of their few defensive miscues on the night as Campbell quarterback Dakota Wolf found A.J. Artis behind the DU defense for a 57-yard touchdown pass.



**T.J. James ran for a fourth-quarter touchdown in the win at Campbell.**

Wolf finished the evening with 169 passing yards and 41 on the ground.

The Bulldogs countered the Camels' lone score on the ensuing drive with a 4-minute drive that spanned 64 yards on nine plays the resulted in a Piatkowski keeper getting into the endzone.

A 14-play, 61-yard drive accounted for the final tally with James scoring on a 1-yard run to cap the evening's scoring. Twenty-five of James' yards came on the drive that allowed the Bulldogs to comfortably end the game.



**SCORING SUMMARY:**

**First Quarter**

09:09 DU SCOTT, Gary 3 yd run (Lee, Spencer kick), 8-63 2:58, DU 7- CAM 0

**Second Quarter**

10:03 DU ROSA, Nick 11 yd pass from Piatkowski, Mik (Lee, Spencer kick), 2-22 0:00, DU 14 - CAM 0  
01:51 DU TEMPLE, Derek 27 yd interception return (Bohnert, Cam kick) DU 21 - CAM 0

**Third Quarter**

14:13 CAM ARTIS, A.J. 57 yd pass from WOLF, Dakota (Eberwein, Sam kick) 3-57 0:49, DU 21 - CAM 7  
10:08 DU PIATKOWSKI, Mik 2 yd run (Bohnert, Cam kick), 9-64 3:59, DU 28 - CAM 7

**Fourth Quarter**

11:37 DU JAMES, T.J. 1 yd run (Bohnert, Cam kick), 14-61 5:53, DU 35 - CAM 7

| TEAM STATS                 | DU      | CAM     |
|----------------------------|---------|---------|
| FIRST DOWNS                | 32      | 10      |
| RUSHES-YARDS (NET)         | 45-198  | 29-57   |
| PASSING YDS (NET)          | 283     | 169     |
| Passes Att-Comp-Int        | 39-24-1 | 28-13-2 |
| TOTAL OFFENSE PLAYS-YARDS  | 84-481  | 57-226  |
| Fumble Returns-Yards       | 0-0     | 0-0     |
| Punt Returns-Yards         | 4-18    | 0-0     |
| Kickoff Returns-Yards      | 2-89    | 4-72    |
| Interception Returns-Yards | 2-27    | 1-0     |
| Punts (Number-Avg)         | 2-32.5  | 7-42.1  |
| Fumbles-Lost               | 1-1     | 0-0     |
| Penalties-Yards            | 3-20    | 8-98    |
| Possession Time            | 35:47   | 23:54   |
| Third-Down Conversions     | 6 of 12 | 3 of 14 |
| Fourth-Down Conversions    | 1 of 1  | 0 of 2  |
| Red-Zone Scores-Chances    | 4-7     | 0-0     |
| Sacks By: Number-Yards     | 2-11    | 1-8     |

**INDIVIDUAL STATS**

**RUSHING:** Drake-Scott, Gary 14-77-1; Morse, Trey 12-68; James, T.J. 15-58-1; Piatkowski, Mik 1-2-1, TEAM 1-(-2); Rice, Andy 2-(-5)  
**Campbell**-Wolf, Dakota 17-41; Odom, Kurt 7-35; Dillion, Dalton 2-5; Carter, Darius 1-2; Bolling, Ben 1-0; Lutz, Adam 1-(-26)

**PASSING:** Drake-Piatkowski, Mike 23-38-1-258; Rice, Andy 1-1-0-25  
**Campbell**-Wolf, Dakota 13-27-2-169; Bolling, Ben 0-1-0-0

**RECEIVING:** Drake-Rosa, Nick 7-92-1; Orlando, Joey 5-57; Hudson, Michael, 3-48; Schumdlach, Jacob 3-28; Marshall, Kevin 2-12 Teague, J.T. 1-25; James, T.J. 1-11; Scott, Gary 1-6 Butler, Graham 1-4;  
**Campbell**-Artis, A.J. 4-95-1; Odom, Kurt 4-43; Ridenhour J. 3-21; Hildreth J. 2-10

**SAN DIEGO** 10  
**DRAKE** 38

| SCORING   | 1  | 2 | 3  | 4 | F  |
|-----------|----|---|----|---|----|
| San Diego | 0  | 7 | 0  | 3 | 10 |
| Drake     | 14 | 7 | 10 | 7 | 38 |

Attendance: 3,154

The Drake University football team's defense forced six turnovers en route to a 38-10 victory over San Diego at Drake Stadium. The homecoming win avenged the Bulldogs' only Pioneer Football League loss from a year ago and improved Drake to 3-0 in the PFL and 4-2 overall.

The Toreros, who shared the PFL title with Drake last season, dropped to 2-3 on the year and 1-1 in PFL play.

"It's early in the Pioneer Football League season, but all of them are big in this league," Drake head coach Chris Creighton said. "They shared the title with us and are picked to win the league, so our guys wanted to play well today and I think that they did."

Drake put up 378 yards of total offense, but had great field position throughout the day thanks to the defense's effort. Senior quarterback Mike Piatkowski had four touchdowns on the afternoon, three passing and one on the ground and was 21-of-31 through the air for 250 yards.

Seniors Nick Rosa and Kevin Marshall each had big games receiving. Rosa led the game with 112 yards on six catches and two touchdowns, all in the first half. Marshall snagged five catches for 45 yards and a touchdown, his first of the season.

The Drake defense forced a season-high six turnovers on the afternoon, never giving San Diego an opportunity to get into rhythm on offense.

"They were No. 1 in the league in fewest turnovers coming in," Drake head coach Chris Creighton said. "We knew we that we were going to have to change that and that any really good team is going to struggle with that many turnovers."

Junior Travis Merritt had the team's first interception on the first play of the Torero's second drive. Senior Mike Ratelle, and sophomores Brad Duwe and John Bloss each also had a pick.

Duwe and Merritt each forced fumbles as well that were recovered by sophomore John Hugunin and junior Matt Acree.

Junior T.J. James led the Bulldogs in rushing on the day with 11 carries for 83 yards and a score. His 19-yard touchdown run in the fourth quarter was Drake's final touchdown of the afternoon.

The Toreros' offensive attack looked very formidable throughout most of the afternoon. Quarterback Mason Mills threw for 216 yards on 24-of-37 passing and halfback Kenn James ran for 98 yards. The 13th best passing offense in the FCS was continually disrupted by high pressure at the line and the Bulldog secondary.

Piatkowski quickly got the Drake offense going. After tossing three consecutive first down passes to Marshall, senior Joey Orlando, and Rosa the reigning PFL Offensive Player of the Year hit Marshall again for a 5-yard score. It was Marshall's first touchdown of the season and Piatkowski's ninth to put the Bulldogs up 7-0.

On the ensuing San Diego drive, Mills misread Drake's coverage and was intercepted by Merritt.



**Nick Rosa had 112 yards on six catches with a pair of touchdowns over San Diego.**

The Bulldogs took over, but stalled at the USD 28-yard line. Electing to go for it on 4th and five, Rosa burned his defender with a hesitation move and Piatkowski hit him in stride to give Drake a 14-0 lead.

With 42 seconds left in the half Drake struck quickly. Piatkowski hit Rosa on two quick out passes before going over the top to hit the streaking Rosa for a 40-yard touchdown strike, putting the halftime score at 21-7.



**SCORING SUMMARY:**

**First Quarter**

- 04:10 DU Marshall, Kevin 5 yd pass from Piatkowski, Mik (Bohnert, Cam kick), 8-66 3:50, DU 7 - USD 0
- 02:54 DU Rosa, Nick 23 yd pass from Piatkowski, Mik (Bohnert, Cam kick), 4-28 1:00, DU 14 - USD 0

**Second Quarter**

- 08:11 USD White, Brandon 2 yd pass from Mills, Mason (Collins, Ernie kick), 7-80 3:09, DU 14 - USD 7
- 0:33 DU Rosa, Nick 40 yd pass from Piatkowski, Mik (Bohnert, Cam kick), 3-57 0:15, DU 21 - USD 7

**Third Quarter**

- 09:22 DU Piatkowski, Mik 8 yd run (Bohnert, Cam kick) 8-30 3:05, DU 28 - USD 7
- 02:34 DU Bohnert, Cam 20 yd field goal, 7-28 2:27, DU 31 - USD 7

**Fourth Quarter**

- 11:20 USD Collins, Ernie 28 yd field goal, 7-51 2:04, DU 31 - USD 10
- 08:01 DU James, TJ 18 yd run (Bohnert, Cam kick), 7-83 3:13, DU 38 - USD 10

**TEAM STATS**

|                            | USD      | DU      |
|----------------------------|----------|---------|
| FIRST DOWNS                | 20       | 22      |
| RUSHES-YARDS (NET)         | 32-138   | 28-106  |
| PASSING YDS (NET)          | 228      | 272     |
| Passes Att-Comp-Int        | 38-25-4  | 37-23-0 |
| TOTAL OFFENSE PLAYS-YARDS  | 70-366   | 65-378  |
| Fumble Returns-Yards       | 0-0      | 0-0     |
| Punt Returns-Yards         | 3-21     | 1-6     |
| Kickoff Returns-Yards      | 7-137    | 3-71    |
| Interception Returns-Yards | 0-0      | 4-60    |
| Punts (Number-Avg)         | 1-42.0   | 5-31.8  |
| Fumbles-Lost               | 2-2      | 1-0     |
| Penalties-Yards            | 8-80     | 8-65    |
| Possession Time            | 32:24    | 27:36   |
| Third-Down Conversions     | 10 of 14 | 5 of 14 |
| Fourth-Down Conversions    | 1 of 1   | 1 of 1  |
| Red-Zone Scores-Chances    | 2-3      | 4-4     |
| Sacks By: Number-Yards     | 1-7      | 0-0     |

**INDIVIDUAL STATS**

**RUSHING: Drake**-James, T.J. 11-83-1; Piatkowski, Mike 6-16-1; Scott, Gary 5-6; Morse, Trey 6-1  
**San Diego**-James, Kenn 23-98; Bolwahn, J.P. 3-20; Ferguson, Joe 5-17; Kessman, Dallas 1-3

**PASSING: Drake**-Piatkowski, Mike 21-31-0-250; Rice, Andy 2-6-0-22.

**San Diego**-Mills, Mason 24-37-4-216; Stompro, Bo 1-1-0-12.

**RECEIVING: Drake**-Rosa, Nick 6-112-2; Marshall, Kevin 5-45-1; Morse, Trey 2-23; Butler, Graham 2-19; Orlando, Joey 2-18; Schudlach, Jac 2-16; Teague, J.T. 2-13; Cecena, Alex 1-14; James, T.J. 1-12.

**San Diego**-Smith, Logan 8-99; Hoekstra, Sam 5-60; White, Brandon 5-38-1; Lokanc, Kyle 2-11; Ferguson, Joe 2-(-1); Sands, Mitch 1-12; Kessman, Dallas 1-5; James, Kenn 1-4.

**DRAKE** 35  
**VALPARAISO** 21

| SCORING    | 1  | 2 | 3 | 4 | F  |
|------------|----|---|---|---|----|
| Drake      | 14 | 7 | 7 | 7 | 35 |
| Valparaiso | 7  | 0 | 7 | 7 | 21 |

Attendance: 1,189

The Drake University football team overcame rainy conditions and a determined Valparaiso squad to defeat the Crusaders, 35-21, in a Pioneer Football League contest at Valparaiso's Brown Field.

Junior Jacob Schmudlach had a career day for the Bulldogs, leading the receiving corps with 143 yards on seven catches and a touchdown on the ground. Despite the soggy conditions, quarterback Mike Piatkowski remained accurate, completing 22 of his 36 passes for 327 yards and a touchdown. Trey Morse led Drake in rushing with 67 yards on 12 carries and a touchdown.

Defensively, Drake held strong when needed, limiting the Crusaders' scoring opportunities. Travis Merritt paced the defense with 10 tackles while John Hugunin added nine stops.

Drake set the tone for the game on the opening kickoff as senior Mike Ratelle returned the kickoff 88 yards to give the Bulldogs the early 7-0 advantage. Ratelle's touchdown return was the first for the Blue and White since the 2007 season. He also added eight tackles and a sack.

The downpour hindered Drake's offense early as the pace was slowed by officials replacing wet balls on every down. However, the weather conditions did impact the game again until Drake's second turnover of the day, a dropped punt return that set up the Crusaders at the Drake 28-yard line.

The Drake offense picked up pace in the closing minutes of the first half with Piatkowski leading the Bulldogs on an eight-play, 80-yard drive that concluded with a one-yard touchdown run by Schmudlach to give the Bulldogs a 21-7 halftime lead.

Senior Trey Morse was instrumental on the drive, rushing for 16-yards on four carries, and one reception for nine yards, to set up the Schmudlach touchdown.

The Crusaders fought back on the opening drive in the second half, however, capitalizing on a penalty that nullified an interception. It looked as if John Bloss had ended Valpo's scoring threat with an interception at the 11-yard line, but a roughing the passer penalty allowed the drive to continue. The Crusaders used their second chance to cap the 16-play, 69-yard drive with a Ryan Lehr rushing touchdown to pull the Crusaders within one score at 21-14.

The following Drake drive saw the Bulldogs take advantage of a pass interference call on Valparaiso that extended the Bulldogs drive. After penalties set the offense back 20 yards, Drake elected to keep the offense on the field on 4th-and-22. While Piatkowski's pass fell incomplete to Nick Rosa (Owasso, Okla.), the Crusaders were called for pass interference to extend the drive. Drake made the most of the second chance and extended its lead, 28-14, on Piatkowski's 1-yard sneak with 3:48 remaining in the third quarter.



**Jacob Schmudlach hauled in seven receptions for 143 yards at Valparaiso.**

Morse put the game out of reach late in the fourth quarter, taking a pitch for 29 yards, to extend Drake's lead, 35-14, with 3:38 remaining in the game. Valparaiso tacked on a score with 2:05 left in the contest on a 23-yard Quinn Schafer reception from Eric Slenk to account for the 35-21 final.



**SCORING SUMMARY:**

**First Quarter**

- 14:48 DU Ratelle, Mike 88 yd kickoff return (Bohnert, Cam kick), , DU 7 - VALPO 0
- 07:07 DU James, T.J. 10 yd pass from Piatkowski, Mik (Bohnert, Cam kick), 5-68 1:51, DU 14 - VALPO 0
- 02:17 VU SLENK, Eric 24 yd pass from LEHMAN, Ben (PANDO, Mike kick), 4-28 1:18, DU 14 - VALPO 7

**Second Quarter**

- 00:55 DU Schmudlach, Jac 1 yd run (Bohnert, Cam kick), 8-80 3:13, DU 21 - VALPO 7

**Third Quarter**

- 09:46 VU LEHR, Ryan 3 yd run (PANDO, Mike kick), 13-69 5:07, DU 21 - VALPO 14
- 03:48 DU Piatkowski, Mik 1 yd run (Bohnert, Cam kick), 12-62 5:49, DU 28 - VALPO 14

**Fourth Quarter**

- 03:38 DU Morse, Trey 29 yd run (Bohnert, Cam kick), 6-64 2:05, DU 35 - VALPO 14
- 02:05 VU SLENK, Eric 23 yd pass from SCHAFER, Quinn (PANDO, Mike kick), 8-78 1:28, DU 35 - VALPO 21

**TEAM STATS**

|                            | DU      | VU      |
|----------------------------|---------|---------|
| FIRST DOWNS                | 24      | 20      |
| RUSHES-YARDS (NET)         | 33-108  | 41-162  |
| PASSING YDS (NET)          | 327     | 178     |
| Passes Att-Comp-Int        | 36-22-0 | 34-17-1 |
| TOTAL OFF. PLAYS-YARDS     | 69-435  | 75-340  |
| Fumble Returns-Yards       | 0-0     | 1-20    |
| Punt Returns-Yards         | 3-6     | 3-8     |
| Kickoff Returns-Yards      | 3-113   | 6-111   |
| Interception Returns-Yards | 1-14    | 0-0     |
| Punts (Number-Avg)         | 4-39.0  | 9-37.1  |
| Fumbles-Lost               | 2-2     | 0-0     |
| Penalties-Yards            | 7-67    | 9-105   |
| Possession Time            | 29:40   | 30:20   |
| Third-Down Conversions     | 4 of 14 | 4 of 17 |
| Fourth-Down Conversions    | 1 of 3  | 2 of 2  |
| Red-Zone Scores-Chances    | 3-3     | 1-1     |
| Sacks By: Number-Yards     | 1-1     | 2-20    |

**INDIVIDUAL STATS**

**RUSHING:** Drake-Morse, Trey 12-67; James, T.J. 13-51; TEAM 2-1; Schmudlach, Jac 1-1; Piatkowski, Mik 5-minus 12.  
**Valparaiso-HUTSON,** Jake 25-98; LEHR, Ryan 8-32; BAKER, Jabril 5-27; LEHMAN, Ben 3-5.

**PASSING:** Drake-Piatkowski, Mik 22-36-0-327.  
**Valparaiso-LEHMAN,** Ben 11-26-1-100; SCHAFER, Quinn 6-8-0-78.

**RECEIVING:** Drake-Schmudlach, Jac 7-143; James, T.J. 6-60; Teague, J.T. 3-70; Butler, Grahm 3-30; Rosa, Nick 2-15; Morse, Trey 1-9.  
**Valparaiso-SLENK,** Eric 5-81; GLADNEY, Fred 5-29; BENNETT, Tim 3-24; ANDERSON, Cole 2-24; WARREN, Kent 1-13; SUMMERVILLE, S 1-7.

**MARIST** 27  
**DRAKE** 34

| SCORING | 1 | 2 | 3  | 4  | OT | F  |
|---------|---|---|----|----|----|----|
| Marist  | 7 | 7 | 13 | 0  | 0  | 27 |
| Drake   | 3 | 0 | 8  | 16 | 7  | 34 |

Attendance: 1,805

The Drake University football team overcame a 24-point deficit to defeat Marist, 34-27, in overtime at Drake Stadium. The Bulldogs' offense struggled early before hitting its stride late in the third quarter to score 31 unanswered points.

Mike Piatkowski engineered Drake's comeback victory as he led the Bulldogs back from a 27-3 deficit, to add another impressive performance to his career totals. The fifth-year senior rewrote the record book again, with two touchdown passes to give him 68 career touchdown tosses, passing Ira Vandever in the Drake record books. The quarterback was 32-for-54, with 373 yards, and one interception through the air, and had 28 yards scrambling.

Gary Scott, Jr. gashed the top rushing defense in the conference, finding the end zone twice – including the game-winning score – to complement his 90 yards on 19 carries. Joey Orlando was the top passing target for Piatkowski, catching nine passes for 103 yards, one touchdown, including a key two-point conversion. Nick Rosa also caught eight passes for 89 yards, and Graham Butler added 72 receiving yards and a touchdown.

John Hugunin led the Bulldogs defensively, adding 12 tackles to his team-leading total, including joining Brandon Coleman in sacking Marist's quarterback in overtime. Tyler Moorehead sealed the victory in overtime, recording a sack on fourth down. Moorehead had six tackles in the game.

Facing a 24-point, 27-3, deficit late in the third quarter, Drake finally found the end zone with 3:35 remaining on the clock as Piatkowski found Butler on a 22-yard strike. The same combination connected for the two-point conversion to ignite the Bulldogs' comeback.

With momentum in tow, the defense forced a three-and-out and the Bulldogs drove down the field to bring themselves within one possession at 27-19. Scott capped a 63-yard drive with a 10-yard touchdown run. The ensuing two-point point was converted with Piatkowski finding a wide-open Orlando in the corner of the end zone.

Drake tied the game, 27-27, with 7:07 left in the fourth quarter, to erase the Red Foxes lead. Set up by a Mike Ratelle hit to separate the ball from the Marist receiver on fourth down, the Bulldogs drove 66-yards down the field with the drive being capped by Piatkowski's record-breaking touchdown connection to Orlando from 17 yards out. Piatkowski once again converted the two-point conversion, this time finding Kevin Marshall.

After holding the Marist offense once again, Drake gave itself an opportunity to take the lead with time expiring. The offense moved the ball down to the 4-yard line, before giving Cam Bohnert a 22-yard field goal try with 10 seconds remaining in regulation. The kick, however, narrowly missed to the right of the goal post, sending the game to overtime.



**Tyler Moorehead recorded a sack on the final play of overtime to secure the win.**

In overtime, the Bulldogs' offense gained possession first and put pressure back on Marist after scoring a touchdown to give Drake their first lead in the game, 34-27. Scott rushed for his second touchdown of the day on first-and-goal from the 2-yard line to give the Blue and White the advantage. Drake's defense sealed the comeback with a goal line stand, coming up with a pair of sacks to neutralize the Red Foxes' scoring bid and preserve Drake's perfect PFL record.



**SCORING SUMMARY:**

**First Quarter**

- 10:29 MAR Rios 74 yd pass from Reilly (Signa kick) 3-81 1:31, DU 0 - Mar 7
- 04:39 DU Bohnert, Cam 27 yd field goal, 15-65 5:50, DU 3 - Mar 7

**Second Quarter**

- 10:01 MAR Jacques 3 yd run (Signa kick) 8-80 4:49, DU 3 - Mar 14

**Third Quarter**

- 13:29 MAR Trali, M. 9 yd pas from Reily (Signa kick failed) 3-16 0:00, DU 3- Mar 20
- 05:47 MAR Jacques 1 yd run (Signa kick) 7-37 2:41, DU 3- Mar 27
- 03:35 DU Butler, Graham 22 yd pass from Piatkowski, Mik (Butler, Graham pass from Piatkowski, Mik) 7-82 2:08, DU 11- Mar 27

**Fourth Quarter**

- 14:55 DU Scott, Gary 10 yd run (Orlando, Joey pass from Piatkowski, Mik) 7-63 2:02, DU 19 - Mar 27
- 07:07 DU Orlando, Joey 17 yd pass from Piatkowski, Mik (Marshall, Kevin pass from Piatkowski, Mik) 6-66 2:27, DU 27 - Mar 27

**Overtime**

- 15:00 DU Scott, Gary 2 yd run (Bohnert, Cam kick) 11-0, 0:10

**TEAM STATS**

|                            | MAR     | DU       |
|----------------------------|---------|----------|
| FIRST DOWNS                | 16      | 37       |
| RUSHES-YARDS (NET)         | 51-130  | 39-143   |
| PASSING YDS (NET)          | 185     | 373      |
| Passes Att-Comp-Int        | 21-9-0  | 54-32-1  |
| TOTAL OFF. PLAYS-YARDS     | 72-315  | 93-516   |
| Fumble Returns-Yards       | 1-0     | 2-2      |
| Punt Returns-Yards         | 1-11    | 2-40     |
| Kickoff Returns-Yards      | 4-78    | 4-69     |
| Interception Returns-Yards | 1-23    | 0-0      |
| Punts (Number-Avg)         | 5-37.2  | 2-32.5   |
| Fumbles-Lost               | 1-0     | 2-2      |
| Penalties-Yards            | 10-83   | 5-48     |
| Possession Time            | 29:35   | 28:57    |
| Third-Down Conversions     | 5 of 15 | 11 of 20 |
| Fourth-Down Conversions    | 0 of 4  | 2 of 3   |
| Red-Zone Scores-Chances    | 2-4     | 3-7      |
| Sacks By: Number-Yards     | 1-16    | 3-26     |

**INDIVIDUAL STATS**

**RUSHING: Drake**-Scott, Gary 19-90-2; Piatkowski, Mik 9-28; James, T.J. 8-22; Morse, Trey 3-3  
**Marist**-Jacques 18-80-2, McCoy 18-55, Onakoya 9-27, TEAM 2-(-3), Reilly 4-(-29)

**PASSING: Drake**-Piatkowski, Mik 32-54-1-373  
**Marist**-Reilly 9-21-0-185

**RECEIVING: Drake**-Orlando, Joey 9-103-1; Rosa, Nick 8-89; Butler, Graham 5-72-1 Marshall, Kevin 4-57; Teague, J.T. 3-37; Hudson, Michael 3-15

**Marist**-Rios 3-133-1; Trali, J. 3-31; Trali, M. 2-15-1; Wine 1-6

**DRAKE** 13  
**DAYTON** 28

| SCORING | 1 | 2 | 3 | 4  | F  |
|---------|---|---|---|----|----|
| Drake   | 0 | 7 | 3 | 3  | 13 |
| Dayton  | 7 | 0 | 7 | 14 | 28 |

Attendance: 2,641

The Drake University football team suffered its first conference setback of the season in a 28-13 loss at Dayton. The Flyers scored a pair of fourth quarter touchdowns, the last coming on a drive that lasted 8:27, to pull away and squash any comeback hopes for the Bulldogs.

The Flyers, who came into the game with the PFL's top rushing offense racked up 118 yards in cold, rainy conditions that hindered Drake's offense. However, senior Mike Piatkowski still managed to pass for 243 yards with Nick Rosa accounting for a season-high 119 receiving yards.

The teams played the first half to a 7-7 draw and as the cold rain continued in the second half, Dayton broke the stalemate when Kyle Sebetic intercepted an errant Piatkowski pass and returned it 32 yards for the touchdown to make the score 14-7, Dayton.

A possession later, Drake answered with an interception of its own as Travis Merritt tipped a pass that Jake Underwood snagged out of the air for his second interception of the season. Ten plays later, Cam Bohnert hit a 25-yard field goal to cut Dayton's lead to 14-10.

Bohnert tacked on another field goal, from 30 yards, on the Bulldogs' next possession. However, the Flyers answered with a 3-yard touchdown run from Rob Washington that capped a 5-play, 68-yard drive with just over 12 minutes left in the contest to put Dayton up, 21-13.

Dayton's next possession sealed the game as the Flyers engineered a their clock-sapping drive that took 8:27 and spanned 67 yards on 14 plays. The final play of the drive, a 5-yard run by Dan Jacob, accounted for the 28-13 score and left Drake with just over a minute left in the game. Jacob ran for 39 of his 68 yards on that drive.

The first half saw Dayton waste little time in lighting up the scoreboard with a 77-yard drive on its opening possession. The following series resulted in a field position battle that saw Drake come up on the short end until Tyler Moorehead (Mason City, Iowa) blocked a field goal attempt to end Dayton scoring attempt.

That block gave Drake another long field with the ball on its own 4-yard line, but the offense found itself in the endzone 13 plays later as a 6-yard Piatkowski to Scott pass capped the 96-yard drive to tie the game midway through the second quarter.



**Jake Underwood recorded his second interception of the season at Dayton**



**SCORING SUMMARY:**

**First Quarter**

10:19 UD Jacob, Dan 2 yd run (Sankovic, Pat kick), 11-77 4:41, DU 0 - UD 7

**Second Quarter**

09:37 DU Scott, Gary 6 yd pass from Piatkowski, Mik (Bohnert, Cam kick), 13-96 6:16, DU 7 - UD 7

**Third Quarter**

14:07 UD Sebetic, Kyle 32 yd interception return (Sankovic, Pat kick) DU 7 - UD 14  
06:13 DU Bohnert, Cam 25 yd field goal, 10-57 5:47, DU 10- UD 14

**Fourth Quarter**

14:16 DU Bohnert, Cam 30 yd field goal, 8-78 2:55, DU 13 - UD 14  
12:12 UD Washington, Rob 3 yd run (Sankovic, Pat kick), 5-68 1:58, DU 13 - UD 21  
01:09 UD Jacob, Dan 5 yd run (Sankovic, Pat kick), 14-67 8:19, DU 13 - UD 28

**TEAM STATS**

|                            | DU      | UD      |
|----------------------------|---------|---------|
| FIRST DOWNS                | 14      | 16      |
| RUSHES-YARDS (NET)         | 30-17   | 39-118  |
| PASSING YDS (NET)          | 243     | 166     |
| Passes Att-Comp-Int        | 41-20-2 | 24-13-1 |
| TOTAL OFF PLAYS-YARDS      | 71-260  | 63-284  |
| Fumble Returns-Yards       | 0-0-0   | 0-0-0   |
| Punt Returns-Yards         | 1-48    | 3-34    |
| Kickoff Returns-Yards      | 5-89    | 4-71    |
| Interception Returns-Yards | 1-20    | 2-32    |
| Punts (Number-Avg)         | 5-36.0  | 6-32.7  |
| Fumbles-Lost               | 1-1     | 0-0     |
| Penalties-Yards            | 4-50    | 2-25    |
| Possession Time            | 28:08   | 31:52   |
| Third-Down Conversions     | 3 of 17 | 7 of 15 |
| Fourth-Down Conversions    | 4 of 6  | 0 of 0  |
| Red-Zone Scores-Chances    | 3-4     | 3-5     |
| Sacks By: Number-Yards     | 1-2     | 4-36    |

**INDIVIDUAL STATS**

**RUSHING: Drake-** Scott, Gary 19-54; James, T.J. 5-0; Piatkowski, Mike 5-(-27)

**Dayton-** Jacob, Dan 17-68-2; Bardo, Will 10-31; Washington, Rob 10-22-1

**PASSING: Drake-** Piatkowski, Mike 20-41-2-243.

**Dayton-** Bardo, Will 13-24-1-166.

**RECEIVING: Drake-** Rosa, Nick 6-119; Marshall, Kevin 5-43; Scott, Gary 4-16-1; Orlando, Joey 3-28; Butler, Graham 2-37.

**Dayton -** Smith, Ross 6-65; McManamon, Colin 2-55; Strong, Robert 2-31; Gillum, Nik 2-15; Macis, Gabe 1-0.

**2012 Drake University Football**  
**Drake Game Results (as of Nov 03, 2012)**  
**All games**

| <b>Date</b>    | <b>Opponent</b>         |    | <b>Score</b> | <b>Overall</b> | <b>Conference</b> | <b>Time</b> | <b>Attend</b> |
|----------------|-------------------------|----|--------------|----------------|-------------------|-------------|---------------|
| Aug 30, 2012   | GRAND VIEW              | W  | 28-8         | 1-0            | 0-0               | 2:58        | 4158          |
| Sep 08, 2012   | #4 MONTANA STATE        | L  | 24-34        | 1-1            | 0-0               | 2:54        | 3558          |
| Sep 15, 2012   | at #22 Indiana State    | L  | 10-27        | 1-2            | 0-0               | 3:03        | 7189          |
| * Sep 22, 2012 | MOREHEAD STATE          | W  | 28-25        | 2-2            | 1-0               | 2:52        | 3540          |
| * Sep 29, 2012 | at Campbell             | W  | 35-7         | 3-2            | 2-0               | 2:40        | 3370          |
| * Oct 06, 2012 | SAN DIEGO               | W  | 38-10        | 4-2            | 3-0               | 2:47        | 3154          |
| * Oct 13, 2012 | at Valparaiso           | W  | 35-21        | 5-2            | 4-0               | 2:47        | 1189          |
| * Oct 20, 2012 | MARIST                  | Wo | 34-27        | 6-2            | 5-0               | 3:12        | 1805          |
| * Nov 03, 2012 | at University of Dayton | L  | 13-28        | 6-3            | 5-1               | 2:40        | 2641          |

**2012 Drake University Football  
Drake Overall Team Statistics (as of Nov 03, 2012)  
All games**

| <b>Team Statistics</b>  | <b>DU</b>   | <b>OPP</b>  |
|-------------------------|-------------|-------------|
| SCORING                 | 245         | 187         |
| Points Per Game         | 27.2        | 20.8        |
| FIRST DOWNS             | 220         | 161         |
| Rushing                 | 65          | 88          |
| Passing                 | 125         | 63          |
| Penalty                 | 30          | 10          |
| RUSHING YARDAGE         | 963         | 1465        |
| Yards gained rushing    | 1231        | 1694        |
| Yards lost rushing      | 268         | 229         |
| Rushing Attempts        | 306         | 372         |
| Average Per Rush        | 3.1         | 3.9         |
| Average Per Game        | 107.0       | 162.8       |
| TDs Rushing             | 14          | 15          |
| PASSING YARDAGE         | 2677        | 1551        |
| Comp-Att-Int            | 231-386-7   | 146-255-12  |
| Average Per Pass        | 6.9         | 6.1         |
| Average Per Catch       | 11.6        | 10.6        |
| Average Per Game        | 297.4       | 172.3       |
| TDs Passing             | 15          | 9           |
| TOTAL OFFENSE           | 3640        | 3016        |
| Total Plays             | 692         | 627         |
| Average Per Play        | 5.3         | 4.8         |
| Average Per Game        | 404.4       | 335.1       |
| KICK RETURNS: #-Yards   | 29-638      | 41-806      |
| PUNT RETURNS: #-Yards   | 23-221      | 14-99       |
| INT RETURNS: #-Yards    | 12-148      | 7-98        |
| KICK RETURN AVERAGE     | 22.0        | 19.7        |
| PUNT RETURN AVERAGE     | 9.6         | 7.1         |
| INT RETURN AVERAGE      | 12.3        | 14.0        |
| FUMBLES-LOST            | 17-10       | 9-6         |
| PENALTIES-Yards         | 44-394      | 71-683      |
| Average Per Game        | 43.8        | 75.9        |
| PUNTS-Yards             | 37-1262     | 50-1940     |
| Average Per Punt        | 34.1        | 38.8        |
| Net punt average        | 29.8        | 33.2        |
| KICKOFFS-Yards          | 46-2581     | 36-2053     |
| Average Per Kick        | 56.1        | 57.0        |
| Net kick average        | 52.9        | 35.8        |
| TIME OF POSSESSION/Game | 29:50       | 30:00       |
| 3RD-DOWN Conversions    | 54/139      | 54/136      |
| 3rd-Down Pct            | 39%         | 40%         |
| 4TH-DOWN Conversions    | 12/25       | 6/16        |
| 4th-Down Pct            | 48%         | 38%         |
| SACKS BY-Yards          | 21-117      | 16-151      |
| MISC YARDS              | 37          | 24          |
| TOUCHDOWNS SCORED       | 32          | 25          |
| FIELD GOALS-ATTEMPTS    | 6-14        | 4-9         |
| ON-SIDE KICKS           | 0-0         | 0-1         |
| RED-ZONE SCORES         | (30-42) 71% | (17-25) 68% |
| RED-ZONE TOUCHDOWNS     | (24-42) 57% | (13-25) 52% |
| PAT-ATTEMPTS            | (27-28) 96% | (21-24) 88% |
| ATTENDANCE              | 16215       | 14389       |
| Games/Avg Per Game      | 5/3243      | 4/3597      |
| Neutral Site Games      |             | 0/0         |

| <b>Score by Quarters</b> | <b>1st</b> | <b>2nd</b> | <b>3rd</b> | <b>4th</b> | <b>OT</b> | <b>Total</b> |
|--------------------------|------------|------------|------------|------------|-----------|--------------|
| Drake                    | 55         | 66         | 42         | 75         | 7         | 245          |
| Opponents                | 41         | 33         | 65         | 48         | 0         | 187          |

**2012 Drake University Football**  
**Drake Overall Individual Statistics (as of Nov 03, 2012)**  
**All games**

| Rushing         | gp | att | gain | loss | net  | avg  | td | lg | avg/g |
|-----------------|----|-----|------|------|------|------|----|----|-------|
| Scott, Gary     | 8  | 121 | 519  | 21   | 498  | 4.1  | 5  | 22 | 62.2  |
| James, T.J.     | 9  | 79  | 337  | 14   | 323  | 4.1  | 3  | 20 | 35.9  |
| Morse, Trey     | 8  | 46  | 198  | 11   | 187  | 4.1  | 1  | 29 | 23.4  |
| Hudson, Michael | 8  | 1   | 30   | 0    | 30   | 30.0 | 0  | 30 | 3.8   |
| Schmudlach, Jac | 9  | 1   | 1    | 0    | 1    | 1.0  | 1  | 1  | 0.1   |
| Rice, Andy      | 3  | 2   | 3    | 8    | -5   | -2.5 | 0  | 3  | -1.7  |
| Piatkowski, Mik | 9  | 48  | 141  | 176  | -35  | -0.7 | 4  | 21 | -3.9  |
| TEAM            | 6  | 8   | 2    | 38   | -36  | -4.5 | 0  | 0  | -6.0  |
| Total           | 9  | 306 | 1231 | 268  | 963  | 3.1  | 14 | 30 | 107.0 |
| Opponents       | 9  | 372 | 1694 | 229  | 1465 | 3.9  | 15 | 64 | 162.8 |

| Passing         | gp | effic  | comp-att-int | pct  | yds  | td | lg | avg/g |
|-----------------|----|--------|--------------|------|------|----|----|-------|
| Piatkowski, Mik | 9  | 128.15 | 228-378-7    | 60.3 | 2630 | 15 | 45 | 292.2 |
| Rice, Andy      | 3  | 99.26  | 3-7-0        | 42.9 | 47   | 0  | 25 | 15.7  |
| TEAM            | 6  | 0.00   | 0-1-0        | 0.0  | 0    | 0  | 0  | 0.0   |
| Total           | 9  | 127.30 | 231-386-7    | 59.8 | 2677 | 15 | 45 | 297.4 |
| Opponents       | 9  | 110.58 | 146-255-12   | 57.3 | 1551 | 9  | 74 | 172.3 |

| Receiving       | gp | no. | yds  | avg  | td | lg | avg/g |
|-----------------|----|-----|------|------|----|----|-------|
| Rosa, Nick      | 9  | 42  | 635  | 15.1 | 6  | 45 | 70.6  |
| Orlando, Joey   | 8  | 40  | 425  | 10.6 | 2  | 31 | 53.1  |
| Marshall, Kevin | 8  | 39  | 355  | 9.1  | 1  | 29 | 44.4  |
| Hudson, Michael | 8  | 18  | 175  | 9.7  | 1  | 25 | 21.9  |
| Teague, J.T.    | 9  | 17  | 231  | 13.6 | 1  | 38 | 25.7  |
| Butler, Grahm   | 7  | 17  | 201  | 11.8 | 1  | 30 | 28.7  |
| Schmudlach, Jac | 9  | 16  | 210  | 13.1 | 0  | 36 | 23.3  |
| Scott, Gary     | 8  | 15  | 151  | 10.1 | 1  | 41 | 18.9  |
| James, T.J.     | 9  | 9   | 93   | 10.3 | 1  | 21 | 10.3  |
| Hohenstein, Dan | 8  | 8   | 108  | 13.5 | 1  | 27 | 13.5  |
| Morse, Trey     | 8  | 6   | 49   | 8.2  | 0  | 18 | 6.1   |
| Cecena, Alex    | 3  | 4   | 44   | 11.0 | 0  | 16 | 14.7  |
| Total           | 9  | 231 | 2677 | 11.6 | 15 | 45 | 297.4 |
| Opponents       | 9  | 146 | 1551 | 10.6 | 9  | 74 | 172.3 |

| Punt Returns   | no. | yds | avg  | td | lg |
|----------------|-----|-----|------|----|----|
| Ormseth, Drew  | 13  | 73  | 5.6  | 0  | 36 |
| Dines, Jacob   | 6   | 9   | 1.5  | 0  | 7  |
| Ratelle, Mike  | 3   | 88  | 29.3 | 0  | 48 |
| Hannoon, Naser | 1   | 16  | 16.0 | 0  | 0  |
| Hugunin, John  | 0   | 35  | 0.0  | 1  | 35 |
| Total          | 23  | 221 | 9.6  | 1  | 48 |
| Opponents      | 14  | 99  | 7.1  | 0  | 22 |

| Interceptions   | no. | yds | avg  | td | lg |
|-----------------|-----|-----|------|----|----|
| Ormseth, Drew   | 2   | 27  | 13.5 | 0  | 18 |
| Duwe, Brad      | 2   | 4   | 2.0  | 0  | 4  |
| Ratelle, Mike   | 2   | 33  | 16.5 | 0  | 33 |
| Underwood, Jake | 2   | 34  | 17.0 | 0  | 20 |
| Moorehead, Tyle | 1   | 0   | 0.0  | 0  | 0  |
| Temple, Derek   | 1   | 27  | 27.0 | 1  | 27 |
| Bloss, John     | 1   | 10  | 10.0 | 0  | 10 |
| Merritt, Travis | 1   | 13  | 13.0 | 0  | 13 |
| Total           | 12  | 148 | 12.3 | 1  | 33 |
| Opponents       | 7   | 98  | 14.0 | 1  | 32 |

| Kick Returns    | no. | yds | avg  | td | lg |
|-----------------|-----|-----|------|----|----|
| James, T.J.     | 14  | 306 | 21.9 | 0  | 54 |
| Ratelle, Mike   | 10  | 263 | 26.3 | 1  | 88 |
| Marshall, Kevin | 2   | 17  | 8.5  | 0  | 10 |
| Dines, Jacob    | 2   | 44  | 22.0 | 0  | 29 |
| Rosa, Nick      | 1   | 8   | 8.0  | 0  | 8  |
| Total           | 29  | 638 | 22.0 | 1  | 88 |
| Opponents       | 41  | 806 | 19.7 | 0  | 30 |

| Fumble Returns | no. | yds | avg  | td | lg |
|----------------|-----|-----|------|----|----|
| Total          | 0   | 0   | 0.0  | 0  | 0  |
| Opponents      | 1   | 20  | 20.0 | 0  | 20 |

**2012 Drake University Football  
Drake Overall Individual Statistics (as of Nov 03, 2012)  
All games**

| Scoring          | td        | fg          | PAT          |          |          |            | dxp      | saf      | pts        |
|------------------|-----------|-------------|--------------|----------|----------|------------|----------|----------|------------|
|                  |           |             | kick         | rush     | rcv      | pass       |          |          |            |
| Rosa, Nick       | 6         | -           | -            | -        | 1        | -          | -        | -        | 38         |
| Scott, Gary      | 6         | -           | -            | -        | -        | -          | -        | -        | 36         |
| Bohnert, Cam     | -         | 4-7         | 15-15        | -        | -        | -          | -        | -        | 27         |
| Piatkowski, Mik  | 4         | -           | -            | -        | -        | 4-4        | -        | -        | 24         |
| James, T.J.      | 4         | -           | -            | -        | -        | -          | -        | -        | 24         |
| Lee, Spencer     | -         | 2-7         | 12-13        | -        | -        | -          | -        | -        | 18         |
| Orlando, Joey    | 2         | -           | -            | -        | 1        | -          | -        | -        | 14         |
| Butler, Graham   | 1         | -           | -            | -        | 1        | -          | -        | -        | 8          |
| Marshall, Kevin  | 1         | -           | -            | -        | 1        | -          | -        | -        | 8          |
| Temple, Derek    | 1         | -           | -            | -        | -        | -          | -        | -        | 6          |
| Teague, J.T.     | 1         | -           | -            | -        | -        | -          | -        | -        | 6          |
| Hohenstein, Dan  | 1         | -           | -            | -        | -        | -          | -        | -        | 6          |
| Schmudlach, Jac  | 1         | -           | -            | -        | -        | -          | -        | -        | 6          |
| Ratelle, Mike    | 1         | -           | -            | -        | -        | -          | -        | -        | 6          |
| Huginin, John    | 1         | -           | -            | -        | -        | -          | -        | -        | 6          |
| Hudson, Michael  | 1         | -           | -            | -        | -        | -          | -        | -        | 6          |
| Morse, Trey      | 1         | -           | -            | -        | -        | -          | -        | -        | 6          |
| <b>Total</b>     | <b>32</b> | <b>6-14</b> | <b>27-28</b> | <b>-</b> | <b>4</b> | <b>4-4</b> | <b>-</b> | <b>-</b> | <b>245</b> |
| <b>Opponents</b> | <b>25</b> | <b>4-9</b>  | <b>21-24</b> | <b>-</b> | <b>1</b> | <b>1-1</b> | <b>-</b> | <b>1</b> | <b>187</b> |

| Total Offense    | g        | plays      | rush        | pass        | total       | avg/g        |
|------------------|----------|------------|-------------|-------------|-------------|--------------|
| Piatkowski, Mik  | 9        | 426        | -35         | 2630        | 2595        | 288.3        |
| Scott, Gary      | 8        | 121        | 498         | 0           | 498         | 62.2         |
| James, T.J.      | 9        | 79         | 323         | 0           | 323         | 35.9         |
| Morse, Trey      | 8        | 46         | 187         | 0           | 187         | 23.4         |
| Rice, Andy       | 3        | 9          | -5          | 47          | 42          | 14.0         |
| Hudson, Michael  | 8        | 1          | 30          | 0           | 30          | 3.8          |
| Schmudlach, Jac  | 9        | 1          | 1           | 0           | 1           | 0.1          |
| <b>TEAM</b>      | <b>6</b> | <b>9</b>   | <b>-36</b>  | <b>0</b>    | <b>-36</b>  | <b>-6.0</b>  |
| <b>Total</b>     | <b>9</b> | <b>692</b> | <b>963</b>  | <b>2677</b> | <b>3640</b> | <b>404.4</b> |
| <b>Opponents</b> | <b>9</b> | <b>627</b> | <b>1465</b> | <b>1551</b> | <b>3016</b> | <b>335.1</b> |

| Field Goals  | fg  | pct. | 01-19 | 20-29 | 30-39 | 40-49 | 50-99 | lg | blk |
|--------------|-----|------|-------|-------|-------|-------|-------|----|-----|
| Lee, Spencer | 2-7 | 28.6 | 0-0   | 2-5   | 0-1   | 0-1   | 0-0   | 27 | 1   |
| Bohnert, Cam | 4-7 | 57.1 | 0-0   | 3-5   | 1-2   | 0-0   | 0-0   | 30 | 0   |

| Punting          | no.       | yds         | avg         | lg        | tb       | fc       | i20       | 50+      | blk      |
|------------------|-----------|-------------|-------------|-----------|----------|----------|-----------|----------|----------|
| Bohnert, Cam     | 19        | 664         | 34.9        | 46        | 2        | 1        | 4         | 0        | 0        |
| Stein, Jeremy    | 18        | 598         | 33.2        | 41        | 1        | 4        | 4         | 0        | 0        |
| <b>Total</b>     | <b>37</b> | <b>1262</b> | <b>34.1</b> | <b>46</b> | <b>3</b> | <b>5</b> | <b>8</b>  | <b>0</b> | <b>0</b> |
| <b>Opponents</b> | <b>50</b> | <b>1940</b> | <b>38.8</b> | <b>58</b> | <b>3</b> | <b>9</b> | <b>18</b> | <b>6</b> | <b>1</b> |

| FG Sequence          | Drake      | Opponents    |
|----------------------|------------|--------------|
| Grand View           | 41         | 30           |
| Montana State        | (27)       | -            |
| Indiana State        | (22),22    | 46,(21),(35) |
| Morehead State       | 24,37      | (21)         |
| Campbell             | 24,29      | -            |
| San Diego            | (20)       | 51,56,(28)   |
| Valparaiso           | -          | -            |
| Marist               | (27),31,22 | -            |
| University of Dayton | (25),(30)  | 27           |

| Kickoffs         | no.       | yds         | avg         | tb       | ob       | retn        | net         | ydln      |
|------------------|-----------|-------------|-------------|----------|----------|-------------|-------------|-----------|
| Lee, Spencer     | 46        | 2581        | 56.1        | 2        | 1        |             |             |           |
| <b>Total</b>     | <b>46</b> | <b>2581</b> | <b>56.1</b> | <b>2</b> | <b>1</b> | <b>19.7</b> | <b>37.5</b> | <b>27</b> |
| <b>Opponents</b> | <b>36</b> | <b>2053</b> | <b>57.0</b> | <b>5</b> | <b>0</b> | <b>22.0</b> | <b>35.8</b> | <b>29</b> |

Numbers in (parentheses) indicate field goal was made.

**2012 Drake University Football**  
**Drake Overall Individual Statistics (as of Nov 03, 2012)**  
**All games**

| All Purpose     | g | rush | rcv  | pr  | kr  | ir  | total | avg/g |
|-----------------|---|------|------|-----|-----|-----|-------|-------|
| James, T.J.     | 9 | 323  | 93   | 0   | 306 | 0   | 722   | 80.2  |
| Scott, Gary     | 8 | 498  | 151  | 0   | 0   | 0   | 649   | 81.1  |
| Rosa, Nick      | 9 | 0    | 635  | 0   | 8   | 0   | 643   | 71.4  |
| Orlando, Joey   | 8 | 0    | 425  | 0   | 0   | 0   | 425   | 53.1  |
| Ratelle, Mike   | 7 | 0    | 0    | 88  | 263 | 33  | 384   | 54.9  |
| Marshall, Kevin | 8 | 0    | 355  | 0   | 17  | 0   | 372   | 46.5  |
| Morse, Trey     | 8 | 187  | 49   | 0   | 0   | 0   | 236   | 29.5  |
| Teague, J.T.    | 9 | 0    | 231  | 0   | 0   | 0   | 231   | 25.7  |
| Schmudlach, Jac | 9 | 1    | 210  | 0   | 0   | 0   | 211   | 23.4  |
| Hudson, Michael | 8 | 30   | 175  | 0   | 0   | 0   | 205   | 25.6  |
| Butler, Graham  | 7 | 0    | 201  | 0   | 0   | 0   | 201   | 28.7  |
| Hohenstein, Dan | 8 | 0    | 108  | 0   | 0   | 0   | 108   | 13.5  |
| Ormseth, Drew   | 9 | 0    | 0    | 73  | 0   | 27  | 100   | 11.1  |
| Dines, Jacob    | 6 | 0    | 0    | 9   | 44  | 0   | 53    | 8.8   |
| Cecena, Alex    | 3 | 0    | 44   | 0   | 0   | 0   | 44    | 14.7  |
| Huginin, John   | 9 | 0    | 0    | 35  | 0   | 0   | 35    | 3.9   |
| Underwood, Jak  | 7 | 0    | 0    | 0   | 0   | 34  | 34    | 4.9   |
| Temple, Derek   | 5 | 0    | 0    | 0   | 0   | 27  | 27    | 5.4   |
| Hannoon, Naser  | 7 | 0    | 0    | 16  | 0   | 0   | 16    | 2.3   |
| Merritt, Travis | 9 | 0    | 0    | 0   | 0   | 13  | 13    | 1.4   |
| Bloss, John     | 9 | 0    | 0    | 0   | 0   | 10  | 10    | 1.1   |
| Duwe, Brad      | 9 | 0    | 0    | 0   | 0   | 4   | 4     | 0.4   |
| Rice, Andy      | 3 | -5   | 0    | 0   | 0   | 0   | -5    | -1.7  |
| Piatkowski, Mik | 9 | -35  | 0    | 0   | 0   | 0   | -35   | -3.9  |
| TEAM            | 6 | -36  | 0    | 0   | 0   | 0   | -36   | -6.0  |
| Total           | 9 | 963  | 2677 | 221 | 638 | 148 | 4647  | 516.3 |
| Opponents       | 9 | 1465 | 1551 | 99  | 806 | 98  | 4019  | 446.6 |

**2012 Drake University Football**  
**Drake Overall Defensive Statistics (as of Nov 03, 2012)**  
**All games**

| #         | Defensive Leaders | gp | Tackles |     |     |         | tfl/yds | Sacks<br>no-yds | Pass defense |      |       | Fumbles |    | blkd |     |
|-----------|-------------------|----|---------|-----|-----|---------|---------|-----------------|--------------|------|-------|---------|----|------|-----|
|           |                   |    | ua      | a   | tot |         |         |                 | int-yds      | brup | qbh   | rcv-yds | ff | kick | saf |
| 42        | Huginin, John     | 9  | 35      | 59  | 94  | 5.5-32  | 1.5-13  | .               | 1            | .    | 1-0   | .       | .  | .    |     |
| 53        | Merritt, Travis   | 9  | 36      | 48  | 84  | 3.0-5   | .       | 1-13            | .            | .    | .     | 3       | .  | .    |     |
| 2Q        | Quilico,Bob       | 7  | 30      | 24  | 54  | 1.0-1   | .       | .               | 1            | .    | .     | .       | .  | .    |     |
| 44        | Moorehead, Tyle   | 9  | 29      | 24  | 53  | 6.5-50  | 5.0-34  | 1-0             | 2            | 2    | .     | .       | 1  | .    |     |
| 11        | Underwood, Jake   | 7  | 21      | 32  | 53  | .       | .       | 2-34            | 4            | .    | .     | 1       | .  | .    |     |
| 96        | Larson, Ryan      | 9  | 9       | 28  | 37  | 1.0-3   | 0.5-3   | .               | .            | .    | .     | .       | .  | .    |     |
| 34        | Bloss, John       | 9  | 19      | 17  | 36  | 1.0-1   | .       | 1-10            | 4            | .    | 2-0   | .       | .  | .    |     |
| 91        | Coleman, Brando   | 9  | 15      | 21  | 36  | 12.0-48 | 6.0-31  | .               | 2            | 6    | .     | .       | .  | .    |     |
| 92        | Gianaras, Antho   | 9  | 9       | 26  | 35  | 3.0-7   | 1.0-4   | .               | 1            | 1    | 1-0   | .       | .  | .    |     |
| 21        | Ratelle, Mike     | 7  | 20      | 15  | 35  | 1.0-1   | 1.0-1   | 2-33            | 1            | .    | .     | .       | .  | .    |     |
| 94        | Acree, Matt       | 9  | 19      | 14  | 33  | 9.0-31  | 3.0-16  | .               | 1            | .    | 1-0   | .       | 1  | .    |     |
| 2Z        | Duwe, Brad        | 9  | 22      | 7   | 29  | 3.0-7   | .       | 2-4             | 4            | .    | .     | 2       | .  | .    |     |
| 51        | Hedman, Seth      | 9  | 12      | 15  | 27  | .       | .       | .               | 1            | .    | .     | .       | .  | .    |     |
| 10        | Ormseth,Drew      | 9  | 9       | 15  | 24  | .       | .       | 2-27            | 1            | .    | 1-0   | .       | .  | .    |     |
| 6         | Buckley,Matt      | 8  | 5       | 7   | 12  | .       | .       | .               | 1            | .    | .     | .       | .  | .    |     |
| 93        | Park, Brett       | 2  | 4       | 6   | 10  | 3.5-9   | 2.0-7   | .               | .            | .    | .     | .       | .  | .    |     |
| 39        | Cox, Danny        | 6  | 6       | 4   | 10  | .       | .       | .               | .            | .    | .     | .       | .  | .    |     |
| 48        | Underwood, Nick   | 8  | 5       | 5   | 10  | 1.5-2   | .       | .               | .            | 1    | .     | .       | .  | .    |     |
| 2T        | Temple,Derek      | 5  | 6       | 3   | 9   | .       | .       | 1-27            | .            | .    | .     | .       | .  | .    |     |
| 46        | Hannoon, Naser    | 7  | 7       | 1   | 8   | .       | .       | .               | .            | .    | .     | .       | 1  | .    |     |
| 35        | Knuth, Kolby      | 8  | 4       | 1   | 5   | 1.0-8   | 1.0-8   | .               | .            | .    | .     | .       | .  | .    |     |
| 4         | Morse,Trey        | 8  | 1       | 2   | 3   | .       | .       | .               | .            | .    | .     | .       | .  | .    |     |
| 17        | Rosa, Nick        | 9  | 2       | 1   | 3   | .       | .       | .               | .            | .    | .     | .       | .  | .    |     |
| 55        | O'Connell, Padd   | 4  | .       | 2   | 2   | .       | .       | .               | .            | .    | .     | .       | .  | .    |     |
| 26        | Washington, A.J   | 3  | 1       | 1   | 2   | .       | .       | .               | .            | .    | .     | .       | .  | .    |     |
| TM        | TEAM              | 6  | 1       | .   | 1   | .       | .       | .               | .            | .    | .     | .       | .  | .    |     |
| 50        | Rodgers, Colton   | 2  | .       | 1   | 1   | .       | .       | .               | .            | .    | .     | .       | .  | .    |     |
| 95        | Walters, Neal     | 1  | 1       | .   | 1   | .       | .       | .               | .            | .    | .     | .       | .  | .    |     |
| 12        | Conerty, Sean     | 1  | 1       | .   | 1   | .       | .       | .               | .            | .    | .     | .       | .  | .    |     |
| 8         | Dines,Jacob       | 6  | 1       | .   | 1   | .       | .       | .               | .            | .    | .     | .       | .  | .    |     |
| 1         | Hudson,Michael    | 8  | 1       | .   | 1   | .       | .       | .               | .            | .    | .     | .       | .  | .    |     |
| 24        | Bohnert, Cam      | 6  | 1       | .   | 1   | .       | .       | .               | .            | .    | .     | .       | .  | .    |     |
| 2         | Piatkowski,Mik    | 9  | 1       | .   | 1   | .       | .       | .               | .            | .    | .     | .       | .  | .    |     |
| 16        | Marshall, Kevin   | 8  | 1       | .   | 1   | .       | .       | .               | .            | .    | .     | .       | .  | .    |     |
| 3         | Orlando,Joey      | 8  | 1       | .   | 1   | .       | .       | .               | .            | .    | .     | .       | .  | .    |     |
| 28        | Scott, Gary       | 8  | 1       | .   | 1   | .       | .       | .               | .            | .    | .     | .       | .  | .    |     |
| 5         | James,T.J.        | 9  | .       | 1   | 1   | .       | .       | .               | .            | .    | .     | .       | .  | .    |     |
| Total     |                   | 9  | 336     | 380 | 716 | 52-205  | 21-117  | 12-148          | 24           | 10   | 6-0   | 6       | 3  | .    |     |
| Opponents |                   | 9  | 343     | 336 | 679 | 43-219  | 16-151  | 7-98            | 37           | 21   | 10-20 | 6       | 1  | 1    |     |

## 2012 Drake University Football Drake Team Game-by-Game (as of Nov 03, 2012) All games

### TEAM STATISTICS

| Date      | Opponent                | Rushing |      |    |    | Receiving |      |    |    | Passing |     |     |      | Kick Returns |    |     | Punt Returns |    |    |     | tot<br>off |     |    |      |
|-----------|-------------------------|---------|------|----|----|-----------|------|----|----|---------|-----|-----|------|--------------|----|-----|--------------|----|----|-----|------------|-----|----|------|
|           |                         | no.     | yds  | td | lg | no.       | yds  | td | lg | cmp     | att | int | yds  | td           | lg | no. | yds          | td | lg | no. |            | yds | td | lg   |
| Aug 30    | GRAND VIEW              | 37      | 154  | 1  | 22 | 25        | 271  | 2  | 44 | 25      | 41  | 1   | 271  | 2            | 44 | 1   | 42           | 0  | 42 | 5   | 58         | 1   | 35 | 425  |
| Sep 08    | MONTANA STATE           | 34      | 59   | 2  | 30 | 25        | 311  | 1  | 39 | 25      | 43  | 0   | 311  | 1            | 39 | 5   | 81           | 0  | 24 | 2   | 2          | 0   | 2  | 370  |
| Sep 15    | at Indiana State        | 26      | 43   | 0  | 12 | 31        | 329  | 1  | 41 | 31      | 53  | 1   | 329  | 1            | 41 | 3   | 61           | 0  | 24 | 1   | 0          | 0   | 0  | 372  |
| Sep 22    | MOREHEAD STATE          | 34      | 135  | 1  | 20 | 29        | 268  | 3  | 27 | 29      | 42  | 1   | 268  | 3            | 27 | 3   | 23           | 0  | 10 | 4   | 43         | 0   | 36 | 403  |
| Sep 29    | at Campbell             | 45      | 198  | 3  | 18 | 24        | 283  | 1  | 25 | 24      | 39  | 1   | 283  | 1            | 25 | 2   | 89           | 0  | 54 | 4   | 18         | 0   | 7  | 481  |
| Oct 06    | SAN DIEGO               | 28      | 106  | 2  | 18 | 23        | 272  | 3  | 40 | 23      | 37  | 0   | 272  | 3            | 40 | 3   | 71           | 0  | 28 | 1   | 6          | 0   | 6  | 378  |
| Oct 13    | at Valparaiso           | 33      | 108  | 3  | 29 | 22        | 327  | 1  | 38 | 22      | 36  | 0   | 327  | 1            | 38 | 3   | 113          | 1  | 88 | 3   | 6          | 0   | 6  | 435  |
| Oct 20    | MARIST                  | 39      | 143  | 2  | 18 | 32        | 373  | 2  | 31 | 32      | 54  | 1   | 373  | 2            | 31 | 4   | 69           | 0  | 22 | 2   | 40         | 0   | 23 | 516  |
| Nov 03    | at University of Dayton | 30      | 17   | 0  | 12 | 20        | 243  | 1  | 45 | 20      | 41  | 2   | 243  | 1            | 45 | 5   | 89           | 0  | 29 | 1   | 48         | 0   | 48 | 260  |
| Opponents |                         | 306     | 963  | 14 | 30 | 231       | 2677 | 15 | 45 | 231     | 386 | 7   | 2677 | 15           | 45 | 29  | 638          | 1  | 88 | 23  | 221        | 1   | 48 | 3640 |
| Opponents |                         | 372     | 1465 | 15 | 64 | 146       | 1551 | 9  | 74 | 146     | 255 | 12  | 1551 | 9            | 74 | 41  | 806          | 0  | 30 | 14  | 99         | 0   | 22 | 3016 |

Games played: 9  
 Avg per rush: 3.1  
 Avg per catch: 11.6  
 Pass efficiency: 127.30  
 Kick ret avg: 22.0  
 Punt ret avg: 9.6  
 All purpose avg/game: 516.3  
 Total offense avg/gm: 404.4

| Date      | Opponent                | Tackles |     |       |          | Sacks<br>no-yds | Fumble |        | Pass Defense |     |      | Blkd<br>kick | PAT Attempts |      |     |     | pts |     |
|-----------|-------------------------|---------|-----|-------|----------|-----------------|--------|--------|--------------|-----|------|--------------|--------------|------|-----|-----|-----|-----|
|           |                         | ua      | a   | total | tfl-yds  |                 | ff     | fr-yds | int-yds      | qbh | brup |              | kick         | rush | rcv | saf |     |     |
| Aug 30    | GRAND VIEW              | 44      | 34  | 78    | 13.0-57  | 9.0-46          | 0      | 0-0    | 0-0          | 0   | 2    | 2            | 2-3          | 0    | 1   | 0   | 0   | 28  |
| Sep 08    | MONTANA STATE           | 43      | 38  | 81    | 10.0-22  | 3.0-11          | 1      | 1-0    | 2-9          | 0   | 2    | 0            | 3-3          | 0    | 0   | 0   | 0   | 24  |
| Sep 15    | at Indiana State        | 27      | 58  | 85    | 6.0-22   | 1.0-10          | 1      | 1-0    | 1-18         | 0   | 1    | 0            | 1-1          | 0    | 0   | 0   | 0   | 10  |
| Sep 22    | MOREHEAD STATE          | 42      | 40  | 82    | 2.0-11   | 1.0-10          | 1      | 2-0    | 1-0          | 1   | 1    | 0            | 4-4          | 0    | 0   | 0   | 0   | 28  |
| Sep 29    | at Campbell             | 21      | 50  | 71    | 5.0-40   | 2.0-11          | 0      | 0-0    | 2-27         | 3   | 7    | 0            | 5-5          | 0    | 0   | 0   | 0   | 35  |
| Oct 06    | SAN DIEGO               | 52      | 26  | 78    | 3.0-5    | 0.0-0           | 2      | 2-0    | 4-60         | 2   | 3    | 0            | 5-5          | 0    | 0   | 0   | 0   | 38  |
| Oct 13    | at Valparaiso           | 35      | 60  | 95    | 4.0-9    | 1.0-1           | 0      | 0-0    | 1-14         | 1   | 3    | 0            | 5-5          | 0    | 0   | 0   | 0   | 35  |
| Oct 20    | MARIST                  | 43      | 32  | 75    | 4.0-29   | 3.0-26          | 1      | 0-0    | 0-0          | 2   | 3    | 0            | 1-1          | 0    | 3   | 0   | 0   | 34  |
| Nov 03    | at University of Dayton | 29      | 42  | 71    | 5.0-10   | 1.0-2           | 0      | 0-0    | 1-20         | 1   | 2    | 1            | 1-1          | 0    | 0   | 0   | 0   | 13  |
| Opponents |                         | 336     | 380 | 716   | 52.0-205 | 21.0-117        | 6      | 6-0    | 12-148       | 10  | 24   | 3            | 27-28        | 0    | 4   | 0   | 0   | 245 |
| Opponents |                         | 343     | 336 | 679   | 43.0-219 | 16.0-151        | 6      | 10-20  | 7-98         | 21  | 37   | 1            | 21-24        | 0    | 1   | 1   | 1   | 187 |

| Date      | Opponent                | Punting |      |      |      |      |    |    |     |     |        | Field Goals |      |     | Kickoffs |      |    |    |  |
|-----------|-------------------------|---------|------|------|------|------|----|----|-----|-----|--------|-------------|------|-----|----------|------|----|----|--|
|           |                         | no.     | yds  | avg  | long | blkd | tb | fc | 50+ | i20 | md-att | long        | blkd | no. | yds      | avg  | tb | ob |  |
| Aug 30    | GRAND VIEW              | 4       | 124  | 31.0 | 34   | 0    | 0  | 0  | 0   | 0   | 0-1    | 0           | 1    | 6   | 350      | 58.3 | 0  | 0  |  |
| Sep 08    | MONTANA STATE           | 6       | 221  | 36.8 | 40   | 0    | 0  | 2  | 0   | 2   | 1-1    | 27          | 0    | 5   | 284      | 56.8 | 0  | 0  |  |
| Sep 15    | at Indiana State        | 4       | 133  | 33.2 | 41   | 0    | 0  | 2  | 0   | 0   | 1-2    | 22          | 0    | 3   | 188      | 62.7 | 0  | 0  |  |
| Sep 22    | MOREHEAD STATE          | 5       | 159  | 31.8 | 40   | 0    | 1  | 0  | 0   | 2   | 0-2    | 0           | 0    | 5   | 215      | 43.0 | 0  | 1  |  |
| Sep 29    | at Campbell             | 2       | 65   | 32.5 | 33   | 0    | 0  | 1  | 0   | 1   | 0-2    | 0           | 0    | 5   | 278      | 55.6 | 1  | 0  |  |
| Oct 06    | SAN DIEGO               | 5       | 159  | 31.8 | 46   | 0    | 1  | 0  | 0   | 0   | 1-1    | 20          | 0    | 7   | 379      | 54.1 | 0  | 0  |  |
| Oct 13    | at Valparaiso           | 4       | 156  | 39.0 | 43   | 0    | 0  | 0  | 0   | 2   | 0-0    | 0           | 0    | 6   | 356      | 59.3 | 0  | 0  |  |
| Oct 20    | MARIST                  | 2       | 65   | 32.5 | 42   | 0    | 0  | 0  | 0   | 1   | 1-3    | 27          | 0    | 5   | 300      | 60.0 | 1  | 0  |  |
| Nov 03    | at University of Dayton | 5       | 180  | 36.0 | 43   | 0    | 1  | 0  | 0   | 0   | 2-2    | 30          | 0    | 4   | 231      | 57.8 | 0  | 0  |  |
| Opponents |                         | 37      | 1262 | 34.1 | 46   | 0    | 3  | 5  | 0   | 8   | 6-14   | 30          | 1    | 46  | 2581     | 56.1 | 2  | 1  |  |
| Opponents |                         | 50      | 1940 | 38.8 | 58   | 1    | 3  | 9  | 6   | 18  | 4-9    | 35          | 2    | 36  | 2053     | 57.0 | 5  | 0  |  |

## 2012 Drake University Football Drake Opponent Game-by-Game (as of Nov 03, 2012) All games

### OPPONENT STATISTICS

| Date         | Opponent                | Rushing    |             |           |           | Receiving  |             |           |           | Passing           |             |           |           | Kick Returns |            |          |           | Punt Returns |            |          |           | tot<br>off  |
|--------------|-------------------------|------------|-------------|-----------|-----------|------------|-------------|-----------|-----------|-------------------|-------------|-----------|-----------|--------------|------------|----------|-----------|--------------|------------|----------|-----------|-------------|
|              |                         | no.        | yds         | td        | lg        | no.        | yds         | td        | lg        | cmp-att-int       | yds         | td        | lg        | no.          | yds        | td       | lg        | no.          | yds        | td       | lg        |             |
| Aug 30       | GRAND VIEW              | 42         | 88          | 1         | 20        | 19         | 153         | 0         | 29        | 19-34-0           | 153         | 0         | 29        | 6            | 140        | 0        | 28        | 0            | 0          | 0        | 0         | 241         |
| Sep 08       | MONTANA STATE           | 44         | 168         | 4         | 30        | 22         | 206         | 1         | 21        | 22-34-2           | 206         | 1         | 21        | 5            | 108        | 0        | 28        | 4            | 25         | 0        | 22        | 374         |
| Sep 15       | at Indiana State        | 50         | 368         | 2         | 64        | 7          | 94          | 1         | 22        | 7-14-1            | 94          | 1         | 22        | 3            | 61         | 0        | 30        | 0            | 0          | 0        | 0         | 462         |
| Sep 22       | MOREHEAD STATE          | 44         | 236         | 2         | 27        | 21         | 172         | 1         | 26        | 21-28-1           | 172         | 1         | 26        | 2            | 28         | 0        | 14        | 0            | 0          | 0        | 0         | 408         |
| Sep 29       | at Campbell             | 29         | 57          | 0         | 14        | 13         | 169         | 1         | 57        | 13-28-2           | 169         | 1         | 57        | 4            | 72         | 0        | 30        | 0            | 0          | 0        | 0         | 226         |
| Oct 06       | SAN DIEGO               | 32         | 138         | 0         | 14        | 25         | 228         | 1         | 43        | 25-38-4           | 228         | 1         | 43        | 7            | 137        | 0        | 25        | 3            | 21         | 0        | 18        | 366         |
| Oct 13       | at Valparaiso           | 41         | 162         | 1         | 20        | 17         | 178         | 2         | 24        | 17-34-1           | 178         | 2         | 24        | 6            | 111        | 0        | 29        | 3            | 8          | 0        | 5         | 340         |
| Oct 20       | MARIST                  | 51         | 130         | 2         | 9         | 9          | 185         | 2         | 74        | 9-21-0            | 185         | 2         | 74        | 4            | 78         | 0        | 26        | 1            | 11         | 0        | 11        | 315         |
| Nov 03       | at University of Dayton | 39         | 118         | 3         | 14        | 13         | 166         | 0         | 44        | 13-24-1           | 166         | 0         | 44        | 4            | 71         | 0        | 20        | 3            | 34         | 0        | 13        | 284         |
| <b>Drake</b> |                         | <b>372</b> | <b>1465</b> | <b>15</b> | <b>64</b> | <b>146</b> | <b>1551</b> | <b>9</b>  | <b>74</b> | <b>146-255-12</b> | <b>1551</b> | <b>9</b>  | <b>74</b> | <b>41</b>    | <b>806</b> | <b>0</b> | <b>30</b> | <b>14</b>    | <b>99</b>  | <b>0</b> | <b>22</b> | <b>3016</b> |
| <b>Drake</b> |                         | <b>306</b> | <b>963</b>  | <b>14</b> | <b>30</b> | <b>231</b> | <b>2677</b> | <b>15</b> | <b>45</b> | <b>231-386-7</b>  | <b>2677</b> | <b>15</b> | <b>45</b> | <b>29</b>    | <b>638</b> | <b>1</b> | <b>88</b> | <b>23</b>    | <b>221</b> | <b>1</b> | <b>48</b> | <b>3640</b> |

Games played: 9  
 Avg per rush: 3.9  
 Avg per catch: 10.6  
 Pass efficiency: 110.58  
 Kick ret avg: 19.7  
 Punt ret avg: 7.1  
 All purpose avg/game: 446.6  
 Total offense avg/gm: 335.1

| Date         | Opponent                | Tackles    |            |            |                 | Sacks<br>no-yds | Fumble   |              | Pass Defense  |           |           | Blkd<br>kick | PAT Attempts |          |          |          | saf        | pts |
|--------------|-------------------------|------------|------------|------------|-----------------|-----------------|----------|--------------|---------------|-----------|-----------|--------------|--------------|----------|----------|----------|------------|-----|
|              |                         | ua         | a          | total      | tfl-yds         |                 | ff       | fr-yds       | int-yds       | qbh       | brup      |              | kick         | rush     | rcv      |          |            |     |
| Aug 30       | GRAND VIEW              | 43         | 28         | 71         | 7.0-35          | 2.0-26          | 1        | 2-0          | 1-11          | 0         | 2         | 1            | 0-1          | 0        | 0        | 1        | 8          |     |
| Sep 08       | MONTANA STATE           | 45         | 28         | 73         | 7.0-24          | 3.0-18          | 1        | 1-0          | 0-0           | 0         | 3         | 0            | 4-5          | 0        | 0        | 0        | 34         |     |
| Sep 15       | at Indiana State        | 33         | 52         | 85         | 6.0-32          | 2.0-20          | 1        | 0-0          | 1-0           | 7         | 7         | 0            | 3-3          | 0        | 0        | 0        | 27         |     |
| Sep 22       | MOREHEAD STATE          | 44         | 30         | 74         | 4.0-7           | 0.0-0           | 1        | 1-0          | 1-32          | 1         | 3         | 0            | 2-2          | 0        | 1        | 0        | 25         |     |
| Sep 29       | at Campbell             | 40         | 56         | 96         | 2.0-9           | 1.0-8           | 1        | 1-0          | 1-0           | 3         | 6         | 0            | 1-1          | 0        | 0        | 0        | 7          |     |
| Oct 06       | SAN DIEGO               | 39         | 14         | 53         | 4.0-16          | 1.0-7           | 0        | 0-0          | 0-0           | 1         | 6         | 0            | 1-1          | 0        | 0        | 0        | 10         |     |
| Oct 13       | at Valparaiso           | 28         | 48         | 76         | 3.0-21          | 2.0-20          | 0        | 2-20         | 0-0           | 0         | 1         | 0            | 3-3          | 0        | 0        | 0        | 21         |     |
| Oct 20       | MARIST                  | 46         | 32         | 78         | 3.0-21          | 1.0-16          | 0        | 2-0          | 1-23          | 4         | 2         | 0            | 3-4          | 0        | 0        | 0        | 27         |     |
| Nov 03       | at University of Dayton | 25         | 48         | 73         | 7.0-54          | 4.0-36          | 1        | 1-0          | 2-32          | 5         | 7         | 0            | 4-4          | 0        | 0        | 0        | 28         |     |
| <b>Drake</b> |                         | <b>343</b> | <b>336</b> | <b>679</b> | <b>43.0-219</b> | <b>16.0-151</b> | <b>6</b> | <b>10-20</b> | <b>7-98</b>   | <b>21</b> | <b>37</b> | <b>1</b>     | <b>21-24</b> | <b>0</b> | <b>1</b> | <b>1</b> | <b>187</b> |     |
| <b>Drake</b> |                         | <b>336</b> | <b>380</b> | <b>716</b> | <b>52.0-205</b> | <b>21.0-117</b> | <b>6</b> | <b>6-0</b>   | <b>12-148</b> | <b>10</b> | <b>24</b> | <b>3</b>     | <b>27-28</b> | <b>0</b> | <b>4</b> | <b>0</b> | <b>245</b> |     |

| Date         | Opponent                | Punting   |             |             |           |          |          |          |          |           | Field Goals |           |          | Kickoffs  |             |             |          |          |
|--------------|-------------------------|-----------|-------------|-------------|-----------|----------|----------|----------|----------|-----------|-------------|-----------|----------|-----------|-------------|-------------|----------|----------|
|              |                         | no.       | yds         | avg         | long      | blkd     | tb       | fc       | 50+      | i20       | md-att      | long      | blkd     | no.       | yds         | avg         | tb       | ob       |
| Aug 30       | GRAND VIEW              | 9         | 332         | 36.9        | 52        | 1        | 1        | 3        | 1        | 3         | 0-1         | 0         | 1        | 2         | 125         | 62.5        | 1        | 0        |
| Sep 08       | MONTANA STATE           | 5         | 201         | 40.2        | 50        | 0        | 0        | 1        | 1        | 2         | 0-0         | 0         | 0        | 6         | 370         | 61.7        | 1        | 0        |
| Sep 15       | at Indiana State        | 3         | 152         | 50.7        | 56        | 0        | 0        | 1        | 2        | 1         | 2-3         | 35        | 0        | 5         | 319         | 63.8        | 2        | 0        |
| Sep 22       | MOREHEAD STATE          | 5         | 202         | 40.4        | 58        | 0        | 0        | 0        | 1        | 3         | 1-1         | 21        | 0        | 5         | 196         | 39.2        | 0        | 0        |
| Sep 29       | at Campbell             | 7         | 295         | 42.1        | 46        | 0        | 0        | 0        | 0        | 2         | 0-0         | 0         | 0        | 2         | 123         | 61.5        | 0        | 0        |
| Oct 06       | SAN DIEGO               | 1         | 42          | 42.0        | 42        | 0        | 0        | 0        | 0        | 0         | 1-3         | 28        | 0        | 3         | 192         | 64.0        | 0        | 0        |
| Oct 13       | at Valparaiso           | 9         | 334         | 37.1        | 51        | 0        | 1        | 0        | 1        | 4         | 0-0         | 0         | 0        | 3         | 142         | 47.3        | 0        | 0        |
| Oct 20       | MARIST                  | 5         | 186         | 37.2        | 49        | 0        | 0        | 2        | 0        | 1         | 0-0         | 0         | 0        | 5         | 314         | 62.8        | 1        | 0        |
| Nov 03       | at University of Dayton | 6         | 196         | 32.7        | 45        | 0        | 1        | 2        | 0        | 2         | 0-1         | 0         | 1        | 5         | 272         | 54.4        | 0        | 0        |
| <b>Drake</b> |                         | <b>50</b> | <b>1940</b> | <b>38.8</b> | <b>58</b> | <b>1</b> | <b>3</b> | <b>9</b> | <b>6</b> | <b>18</b> | <b>4-9</b>  | <b>35</b> | <b>2</b> | <b>36</b> | <b>2053</b> | <b>57.0</b> | <b>5</b> | <b>0</b> |
| <b>Drake</b> |                         | <b>37</b> | <b>1262</b> | <b>34.1</b> | <b>46</b> | <b>0</b> | <b>3</b> | <b>5</b> | <b>0</b> | <b>8</b>  | <b>6-14</b> | <b>30</b> | <b>1</b> | <b>46</b> | <b>2581</b> | <b>56.1</b> | <b>2</b> | <b>1</b> |

**2012 Drake University Football  
Drake Game Superlatives (as of Nov 03, 2012)  
All games**

**INDIVIDUAL GAME HIGHS**

|                     |      |  |
|---------------------|------|--|
| Rushes              | 28   | Scott, Gary vs Morehead State (Sep 22, 2012)           |
| Yards Rushing       | 119  | Scott, Gary vs Morehead State (Sep 22, 2012)           |
| TD Rushes           | 2    | Scott, Gary vs Marist (Oct 20, 2012)                   |
| Long Rush           | 30   | Hudson, Michael vs Montana State (Sep 08, 2012)        |
| Pass attempts       | 54   | Piatkowski, Mik vs Marist (Oct 20, 2012)               |
| Pass completions    | 32   | Piatkowski, Mik vs Marist (Oct 20, 2012)               |
| Yards Passing       | 373  | Piatkowski, Mik vs Marist (Oct 20, 2012)               |
| TD Passes           | 3    | Piatkowski, Mik vs Morehead State (Sep 22, 2012)       |
|                     | 3    | Piatkowski, Mik vs San Diego (Oct 06, 2012)            |
| Long Pass           | 45   | Piatkowski, Mik at University of Dayton (Nov 03, 2012) |
| Receptions          | 11   | Marshall, Kevin vs Montana State (Sep 08, 2012)        |
| Yards Receiving     | 143  | Schmudlach, Jac at Valparaiso (Oct 13, 2012)           |
| TD Receptions       | 2    | Rosa, Nick vs San Diego (Oct 06, 2012)                 |
| Long Reception      | 45   | Rosa, Nick at University of Dayton (Nov 03, 2012)      |
| Field Goals         | 2    | Bohnert, Cam at University of Dayton (Nov 03, 2012)    |
| Long Field Goal     | 30   | Bohnert, Cam at University of Dayton (Nov 03, 2012)    |
| Punts               | 6    | Stein, Jeremy vs Montana State (Sep 08, 2012)          |
| Punting Avg         | 42.0 | Bohnert, Cam vs Marist (Oct 20, 2012)                  |
| Long Punt           | 46   | Bohnert, Cam vs San Diego (Oct 06, 2012)               |
| Punts inside 20     | 2    | Stein, Jeremy vs Montana State (Sep 08, 2012)          |
|                     | 2    | Bohnert, Cam at Valparaiso (Oct 13, 2012)              |
| Long Punt Return    | 48   | Ratelle, Mike at University of Dayton (Nov 03, 2012)   |
| Long Kickoff Return | 88   | Ratelle, Mike at Valparaiso (Oct 13, 2012)             |
| Tackles             | 16   | Hugunin, John vs Morehead State (Sep 22, 2012)         |
| Sacks               | 3.0  | Moorehead, Tyle vs Grand View (Aug 30, 2012)           |
| Tackles For Loss    | 4.0  | Acree, Matt vs Grand View (Aug 30, 2012)               |
| Interceptions       | 1    | Ormseth, Drew vs Montana State (Sep 08, 2012)          |
|                     | 1    | Ratelle, Mike vs Montana State (Sep 08, 2012)          |
|                     | 1    | Ormseth, Drew at Indiana State (Sep 15, 2012)          |
|                     | 1    | Moorehead, Tyle vs Morehead State (Sep 22, 2012)       |
|                     | 1    | Temple, Derek at Campbell (Sep 29, 2012)               |
|                     | 1    | Duwe, Brad at Campbell (Sep 29, 2012)                  |
|                     | 1    | Duwe, Brad vs San Diego (Oct 06, 2012)                 |
|                     | 1    | Ratelle, Mike vs San Diego (Oct 06, 2012)              |
|                     | 1    | Bloss, John vs San Diego (Oct 06, 2012)                |
|                     | 1    | Merritt, Travis vs San Diego (Oct 06, 2012)            |
|                     | 1    | Underwood, Jake at Valparaiso (Oct 13, 2012)           |
|                     | 1    | Underwood, Jake at University of Dayton (Nov 03, 2012) |

**2012 Drake University Football  
Drake Game Superlatives (as of Nov 03, 2012)  
All games**

**TEAM GAME HIGHS**

|                  |      |  |
|------------------|------|--|
| Rushes           | 45   | at Campbell (Sep 29, 2012)             |
| Yards Rushing    | 198  | at Campbell (Sep 29, 2012)             |
| Yards Per Rush   | 4.4  | at Campbell (Sep 29, 2012)             |
| TD Rushes        | 3    | at Campbell (Sep 29, 2012)             |
|                  | 3    | at Valparaiso (Oct 13, 2012)           |
| Pass attempts    | 54   | vs Marist (Oct 20, 2012)               |
| Pass completions | 32   | vs Marist (Oct 20, 2012)               |
| Yards Passing    | 373  | vs Marist (Oct 20, 2012)               |
| Yards Per Pass   | 9.1  | at Valparaiso (Oct 13, 2012)           |
| TD Passes        | 3    | vs Morehead State (Sep 22, 2012)       |
|                  | 3    | vs San Diego (Oct 06, 2012)            |
| Total Plays      | 93   | vs Marist (Oct 20, 2012)               |
| Total Offense    | 516  | vs Marist (Oct 20, 2012)               |
| Yards Per Play   | 6.3  | at Valparaiso (Oct 13, 2012)           |
| Points           | 38   | vs San Diego (Oct 06, 2012)            |
| Sacks By         | 9    | vs Grand View (Aug 30, 2012)           |
| First Downs      | 37   | vs Marist (Oct 20, 2012)               |
| Penalties        | 8    | vs San Diego (Oct 06, 2012)            |
| Penalty Yards    | 67   | at Valparaiso (Oct 13, 2012)           |
| Turnovers        | 3    | vs Grand View (Aug 30, 2012)           |
|                  | 3    | vs Marist (Oct 20, 2012)               |
|                  | 3    | at University of Dayton (Nov 03, 2012) |
| Interceptions By | 4    | vs San Diego (Oct 06, 2012)            |
| Punts            | 6    | vs Montana State (Sep 08, 2012)        |
| Punting Avg      | 39.0 | at Valparaiso (Oct 13, 2012)           |
| Long Punt        | 46   | vs San Diego (Oct 06, 2012)            |
| Punts inside 20  | 2    | vs Montana State (Sep 08, 2012)        |
|                  | 2    | vs Morehead State (Sep 22, 2012)       |
|                  | 2    | at Valparaiso (Oct 13, 2012)           |
| Long Punt Return | 48   | at University of Dayton (Nov 03, 2012) |

**2012 Drake University Football  
Drake Game Superlatives (as of Nov 03, 2012)  
All games**

**OPPONENT INDIVIDUAL GAME HIGHS**

|                     |      |  |
|---------------------|------|--|
| Rushes              | 33   | Bell, Shakir, at Indiana State (Sep 15, 2012)          |
| Yards Rushing       | 349  | Bell, Shakir, at Indiana State (Sep 15, 2012)          |
| TD Rushes           | 2    | Bell, Shakir, at Indiana State (Sep 15, 2012)          |
|                     | 2    | Jacques, vs Marist (Oct 20, 2012)                      |
|                     | 2    | JACOB, Dan, at University of Dayton (Nov 03, 2012)     |
| Long Rush           | 64   | Bell, Shakir, at Indiana State (Sep 15, 2012)          |
| Pass attempts       | 37   | Mills, Mason, vs San Diego (Oct 06, 2012)              |
| Pass completions    | 24   | Mills, Mason, vs San Diego (Oct 06, 2012)              |
| Yards Passing       | 216  | Mills, Mason, vs San Diego (Oct 06, 2012)              |
| TD Passes           | 2    | Reilly, vs Marist (Oct 20, 2012)                       |
| Long Pass           | 74   | Reilly, vs Marist (Oct 20, 2012)                       |
| Receptions          | 8    | Smith, Logan, vs San Diego (Oct 06, 2012)              |
| Yards Receiving     | 133  | Rios, vs Marist (Oct 20, 2012)                         |
| TD Receptions       | 2    | SLENK, Eric, at Valparaiso (Oct 13, 2012)              |
| Long Reception      | 74   | Rios, vs Marist (Oct 20, 2012)                         |
| Field Goals         | 2    | Fritschle, Tann, at Indiana State (Sep 15, 2012)       |
| Long Field Goal     | 35   | Fritschle, Tann, at Indiana State (Sep 15, 2012)       |
| Punts               | 9    | WOOD, Greg, at Valparaiso (Oct 13, 2012)               |
| Punting Avg         | 50.7 | Hileman, Lucas, at Indiana State (Sep 15, 2012)        |
| Long Punt           | 58   | DUZAN, Rainer, vs Morehead State (Sep 22, 2012)        |
| Punts inside 20     | 4    | WOOD, Greg, at Valparaiso (Oct 13, 2012)               |
| Long Punt Return    | 22   | Shawn Johnson, vs Montana State (Sep 08, 2012)         |
| Long Kickoff Return | 30   | Riley, Tanner, at Indiana State (Sep 15, 2012)         |
|                     | 30   | CHANDLER, B., at Campbell (Sep 29, 2012)               |
| Tackles             | 14   | Dudley Bickham, vs Grand View (Aug 30, 2012)           |
|                     | 14   | Washington, Jac, at Indiana State (Sep 15, 2012)       |
|                     | 14   | Archie, Aaron, at Indiana State (Sep 15, 2012)         |
| Sacks               | 2.0  | GUILFORD, John, at Valparaiso (Oct 13, 2012)           |
| Tackles For Loss    | 3.0  | Dudley Bickham, vs Grand View (Aug 30, 2012)           |
|                     | 3.0  | Underwood, Conn, at Indiana State (Sep 15, 2012)       |
| Interceptions       | 1    | Dudley Bickham, vs Grand View (Aug 30, 2012)           |
|                     | 1    | Towalid, Johnny, at Indiana State (Sep 15, 2012)       |
|                     | 1    | HENDRIX, Jordan, vs Morehead State (Sep 22, 2012)      |
|                     | 1    | CHANDLER, B., at Campbell (Sep 29, 2012)               |
|                     | 1    | Marston, J., vs Marist (Oct 20, 2012)                  |
|                     | 1    | SEBETIC, Kyle, at University of Dayton (Nov 03, 2012)  |
|                     | 1    | MONNIER, Colin, at University of Dayton (Nov 03, 2012) |

**2012 Drake University Football  
Drake Game Superlatives (as of Nov 03, 2012)  
All games**

**OPPONENT TEAM GAME HIGHS**

|                  |      |  |
|------------------|------|--|
| Rushes           | 51   | vs Marist (Oct 20, 2012)               |
| Yards Rushing    | 368  | at Indiana State (Sep 15, 2012)        |
| Yards Per Rush   | 7.4  | at Indiana State (Sep 15, 2012)        |
| TD Rushes        | 4    | vs Montana State (Sep 08, 2012)        |
| Pass attempts    | 38   | vs San Diego (Oct 06, 2012)            |
| Pass completions | 25   | vs San Diego (Oct 06, 2012)            |
| Yards Passing    | 228  | vs San Diego (Oct 06, 2012)            |
| Yards Per Pass   | 8.8  | vs Marist (Oct 20, 2012)               |
| TD Passes        | 2    | at Valparaiso (Oct 13, 2012)           |
|                  | 2    | vs Marist (Oct 20, 2012)               |
| Total Plays      | 78   | vs Montana State (Sep 08, 2012)        |
| Total Offense    | 462  | at Indiana State (Sep 15, 2012)        |
| Yards Per Play   | 7.2  | at Indiana State (Sep 15, 2012)        |
| Points           | 34   | vs Montana State (Sep 08, 2012)        |
| Sacks By         | 4    | at University of Dayton (Nov 03, 2012) |
| First Downs      | 21   | at Indiana State (Sep 15, 2012)        |
|                  | 21   | vs Morehead State (Sep 22, 2012)       |
| Penalties        | 12   | vs Morehead State (Sep 22, 2012)       |
| Penalty Yards    | 118  | vs Morehead State (Sep 22, 2012)       |
| Turnovers        | 6    | vs San Diego (Oct 06, 2012)            |
| Interceptions By | 2    | at University of Dayton (Nov 03, 2012) |
| Punts            | 9    | vs Grand View (Aug 30, 2012)           |
|                  | 9    | at Valparaiso (Oct 13, 2012)           |
| Punting Avg      | 50.7 | at Indiana State (Sep 15, 2012)        |
| Long Punt        | 58   | vs Morehead State (Sep 22, 2012)       |
| Punts inside 20  | 4    | at Valparaiso (Oct 13, 2012)           |
| Long Punt Return | 22   | vs Montana State (Sep 08, 2012)        |