

DRAKE FOOTBALL 2012 GAME NOTES



PIONEER FOOTBALL LEAGUE CHAMPIONS: 2011, 2004, 2000, 1998, 1995

GAME 6 • OCT. 6, 2012 • 12:30 P.M. CDT • DES MOINES, IOWA • DRAKE STADIUM (14,557)



DRAKE Bulldogs (3-2/2-0 PFL)

Head Coach: Chris Creighton (Kenyon, 1991)

Career Record: 128-40 (16th season), at Drake: 33-16 (5th season), vs. USD: 2-2

VS.

SAN DIEGO Toreros (2-2/1-0 PFL)

Head Coach: Ron Caragher (UCLA, 1990)

Career Record: 38-21 (6th season), at USD: 38-21 (6th season), vs. Drake: 3-2

#DUvsUSD



GAME INFORMATION

Date	Saturday, Oct. 6, 2012
Kickoff	12:30 p.m. CDT
Site	Des Moines, Iowa
Stadium	Drake Stadium (14,557)
Radio	KRNT 1350 AM
Live Stats/Audio	www.GoDrakeBulldogs.com
Live Video	www.GoDrakeBulldogs.com
Twitter Updates	@DUBulldogs
Today's Game Hashtag	#DUvsUSD

Series	Drake leads, 10-9
In Des Moines	Drake leads, 6-3
In San Diego	USD leads, 6-4
First Meeting	Nov. 6, 1993 - W, 17-14
Last Meeting	Oct. 15, 2011 - L, 31-24
Streak	USD, 1
Last Drake Win	2010

COACHING STAFF

Head Coach	Chris Creighton
Overall Record	128-40 (16th season)
Record at Drake	33-16 (5th season)
Asst. HC/OL/Special Teams	Rick Fox
Defensive Coordinator	Brad McCaslin
Cornerbacks	Kahlil Carter
Running Backs	Bill Charles
Recruiting Coord./Def. Backs	Todd Frakes
Receivers	Jeff Martin
Tight Ends/J-Backs	Mark Nicolet
Defensive Line	George Sypniewski
Defensive Line	Dain Taylor
Student Assistant	Tyler Mosier

LAST GAME

DRAKE	
vs. Campbell	W, 35-7
Total Offense	481 yards
Rushing	198 yards
Passing	283 yards

Total Offense Allowed	226 yards
Rushing Allowed	57 yards
Passing Allowed	169 yards

Rushing Leaders	
Gary Scott	14 carries, 77 yards, 1 TD
Trey Morse	12 carries, 68 yards
T.J. James	15 carries, 58 yards, 1 TD

Passing Leaders	
Mike Piatkowski	23-of-38, 258 yards, 1 TD








Receiving Leaders	
Nick Rosa	7 catches, 92 yards, 1 TD
Joey Orlando	5 catches, 57 yards
Michael Hudson	3 catches, 48 yards

Defensive Leaders	
Jake Underwood	10 tackles, 2 solo
Travis Merrit	7 tackles, 3 solo
Ryan Larson	7 tackles, 1 solo, 0.5 TFL

THE GAME

- The Pioneer Football league's 2011 co-champions meet in Drake Stadium this weekend when Drake hosts San Diego at 12:30 p.m.
- The Bulldogs and Toreros are two of the PFL's four unbeaten teams in league play as Drake improved to 2-0 last weekend with a 35-7 win at Campbell, while San Diego has a 1-0 league record after enjoying its bye week last weekend.
- Overall, Drake is 3-2 this season with both losses coming to then nationally ranked programs in No. 4 Montana State and No. 22 Indiana State. San Diego is 2-2 with wins over Valparaiso and Western New Mexico. The Toreros have lost to No. 24 Harvard and Cal Poly.
- Saturday's game features two of the historically strongest programs in PFL history as the two teams have a combined nine PFL titles since 1993. Drake owns the second most PFL titles in league history with five while San Diego has four titles of its own.
- Drake's offense is currently ranked fourth in the PFL and is led by senior quarterback Mike Piatkowski who ranks 13th nationally in total offense with 279.4 yards per game with a pair of 300-yard games under his belt already this season. He commands the Bulldogs' passing attack that ranks ninth nationally at 292.4 yards per game.
- The last two games have seen the Bulldogs ground game emerge with the squad averaging 166.5 yards per game in those two wins with Gary Scott, Jr. running for 98 yards per game and two touchdowns in that span.
- Drake's defense leads the PFL in sacks with 3.2 per game and tackles for loss with 7.2 per game. At Campbell, the defense recorded its first score of the season with a 27-yard interception return for a touchdown.
- Drake leads the all-time series against San Diego by a narrow 10-9 margin with six of those wins coming at Drake Stadium. The teams have split the last four meetings.

2012 SCHEDULE/RESULTS

	Aug. 30	GRAND VIEW	W, 28-8
		Drake scored 14 fourth-quarter points and racked up 425 yards of offense in the season opener. The defense recorded nine sacks and 12 TFL.	
	Sept. 8	No. 4/4 MONTANA STATE	L, 34-24
		Drake leads the No. 4 team in the country through three quarters but 13 fourth-quarter points from MSU allow it to pull away.	
	Sept. 15	at 22/RV Indiana State	L, 27-10
		Drake plays even with No. 22 ISU for the first half as Mike Piatkowski throws for 329 yards.	
	Sept. 22	MOREHEAD STATE	W, 28-25
		Drake scores 21 points in the fourth quarter as Mike Piatkowski breaks the school career passing record.	
	Sept. 29	at Campbell	W, 35-7
		Drake holds the Camels to 57 yards rushing and scores a defensive touchdown on an interception return.	
	Oct. 6	SAN DIEGO	12:30 p.m.
		Des Moines, Iowa Drake Stadium (14,557) DU leads 10-9	
	Oct. 13	at Valparaiso	Noon
		Valparaiso, Ind. Brown Field (5,000) DU leads 16-3	
	Oct. 20	MARIST	1 p.m.
		Des Moines, Iowa Drake Stadium (14,557) MSU leads 3-0	
	Nov. 3	at Dayton	Noon
		Dayton, Ohio Welcome Stadium (11,000) Dayton leads 23-5	
	Nov. 10	BUTLER	1 p.m.
		Des Moines, Iowa Drake Stadium (14,557) DU leads 14-6-1	
	Nov. 17	at Jacksonville	Noon
		Jacksonville, Fla. D.B. Milne Field (5,000) DU leads 9-2	

THE MATCHUP

Drake	vs.	San Diego
Des Moines, Iowa	Location	San Diego, Calif.
1881	Founded	1949
5,348	Enrollment	8,105
Bulldogs	Nickname	Toreros
Blue and White	Colors	Navy and White
Pioneer	Conference	Pioneer
3-2	Record	2-2
2-0	Conference Record	1-0
25.0	Points Per Game	28.0
117.8	Rushing Yards Per Game	95.2
292.4	Passing Yards Per Game	276.5
410.2	Total Yards Per Game	371.8
20.2	Points Allowed Per Game	27.5
183.4	Rushing Yards Allowed Per Game	188.0
158.8	Passing Yards Allowed Per Game	235.0
342.2	Total Yards Allowed Per Game	423.0
6	Interceptions	5
16/88.0	Sacks	6/43.0
11-5	Fumbles/Lost	8-2
32.8	Penalty Yard Average	67.8
21.1	Kickoff Return Average	19.5
7.6	Punt Return Average	11.1
54.8	Kickoff Average	61.8
33.4	Punt Average	39.3
52.7	Net Kickoff Average	56.0
31.3	Net Punt Average	38.5
30:50	Time of Possession	33:08
42/31-74	Third Down Percentage	43/27-63
33/4-12	Fourth Down Percentage	56/5-9
17	Touchdowns	14
2/8	Field Goals/Attempts	5/5
71/17-24	Red Zone Percentage	100/12-12

TWEET IT OUT ... #DUvsUSD

Pregame notes in 140 characters or less. Click on each note to send directly from Twitter

Defending #PFL co-champions @ DrakeBulldogsFB and @USDFootball meet for the 19th time Saturday #DUvsUSD

#Drake has won 10-straight home #PFL games and has only lost 2 PFL home games under @Coach_Creighton

@DrakeBulldogsFB has averaged 166.5 rushing yards in its last 2 games

@DrakeBulldogsFB is aiming for its 2nd straight 3-0 start to #PFL play #DUvsUSD

@DUBulldogs OL Zach Bosch was recently named to the Allstate AFCA Good Works Team

WEEKLY MEDIA PLANNER

1	MONDAY	2	TUESDAY	3	WEDNESDAY	4	THURSDAY	5	FRIDAY	6	SATURDAY	7	SUNDAY
	<p>Coach Creighton No availability</p> <p>Student-Athletes Feature availability if requested in advance</p>	<p>Coach Creighton Available at approximately 3:20 p.m. prior to the start of practice.</p> <p>Phone interviews with out of town media following practice.</p> <p>Student-Athletes Available at approximately 3:15 p.m. prior to the start of practice.</p>	<p>Coach Creighton Available at approximately 3:20 p.m. prior to the start of practice.</p> <p>Student-Athletes Available at approximately 3:15 p.m. prior to the start of practice.</p>	<p>Coach Creighton Available at approximately 3:20 p.m. prior to the start of practice.</p> <p>Student-Athletes No availability.</p>	<p>Coach Creighton No availability.</p> <p>Student-Athletes No availability.</p>	<p>Gameday Drake vs. San Diego Drake Stadium 12:30 p.m. CDT</p> <p>Postgame Coach Creighton and requested players will be available on the field following the team's post-game meeting.</p>		<p>Coach Creighton No availability.</p> <p>Student-Athletes No availability.</p>					

COVERING THE BULLDOGS

Interviews

All interviews with Drake football coaches and student-athletes must be coordinated through the athletic communications office.

To arrange interviews with student-athletes and coaches please contact Ty Patton (ty.patton@drake.edu) at least one day in advance. Availability will typically be prior to the start of practice on the days indicated above.

Credentials

Submit credential requests for home games to Ty Patton (ty.patton@drake.edu) at least two days in advance of a game.

Notes/Stats

Pregame notes and updated stats are available at www.GoDrakeBulldogs.com the week of each game. Stats will be distributed to members of the working press following each quarter on game-day. A full stat packet will also be distributed and disseminated electronically. To receive notes and stats via e-mail, please contact Ty Patton (ty.patton@drake.edu).

Radio/Video/Live Stats

All Drake games will be aired live on radio via 1350-AM KNRT with Chuck Reed handling play-by-play duties. Live video and stats of all home games and select road games will be available at www.GoDrakeBulldogs.com.

DRAKE ATHLETIC COMMUNICATIONS

Asst. AD/Communications	Ty Patton
E-Mail	ty.patton@drake.edu
Office	515-271-3014
Twitter	@TyPatton_Drake

Assistant Director	Sean Palchick
E-Mail	sean.palchick@drake.edu

Assistant Director	John Meyer
E-Mail	john.meyer@drake.edu

Student Assistants	Trygve Jensen Jeffrey Donley
---------------------------	---------------------------------

HEAD COACH CHRIS CREIGHTON (@COACH_CREIGHTON)



Fifth Season
Kenyon College, 1991

Career Record
128-40/16th season

Record at Drake
33-16/5th season

Coaching Experience

2008-present	Head Coach Drake University
2001-2007	Head Coach Wabash College
1997-2000	Head Coach Ottawa (Kan.) University
1993-96	Offensive Coordinator Manchester (Ind.) College
1993	Head Coach and Quarterback Limhamn Griffins - Malmö, Sweden
1991-92	Offensive Coordinator Concordia (Ill.) College

Year-By-Year Coaching Record

1997	Ottawa	9-2	NAIA playoffs, Conference title
1998	Ottawa	8-2	
1999	Ottawa	6-3	
2000	Ottawa	9-2	NAIA playoffs Conference title
2001	Wabash	8-2	
2002	Wabash	12-1	NCAA Div. III playoffs Conference title
2003	Wabash	7-3	
2004	Wabash	6-4	
2005	Wabash	11-1	NCAA Div. III playoffs Conference title
2006	Wabash	8-2	Conference title
2007	Wabash	11-2	NCAA Div. III playoffs Conference title
2008	Drake	6-5	
2009	Drake	8-3	
2010	Drake	7-4	
2011	Drake	9-2	Conference title (tie)
2012	Drake	3-2	

Career Records

Overall	128-40 (.762)
at Drake	33-16 (.673)
<i>Highest winning percentage in school history</i>	
at Wabash	63-15 (.807)
at Ottawa (Kansas)	32-9 (.780)

CREIGHTON VS. OPPONENTS AT DRAKE

Opponent	W-L	Last Game
Butler	2-2	2011
Campbell	4-0	2012
Davidson	3-0	2010
Dayton	1-3	2011
Grand View	3-0	2011
Indiana State	0-1	2012
Jacksonville	2-2	2011
Lehigh	0-2	2010
Marist	3-0	2011
Missouri S&T	3-0	2011
Montana State	0-2	2012
Morehead State	3-0	2011
North Dakota	0-1	2011
San Diego	2-2	2011
South Dakota	0-1	2009
Upper Iowa	1-0	2008
Valparaiso	4-0	2011
William Penn	1-0	2008
Totals	33-16	



Scan with your mobile device or tablet to view Creighton's full bio online

PIONEER FOOTBALL LEAGUE

2012 STANDINGS

Team	Conference			Overall		
	W	L	Pct.	W	L	Pct.
Jacksonville	2	0	1.000	4	1	.800
Butler	2	0	1.000	3	2	.600
Drake	2	0	1.000	3	2	.600
San Diego	1	0	1.000	2	2	.500
Marist	1	1	.500	2	3	.400
Morehead St.	0	1	.000	1	3	.250
Davidson	0	1	.000	0	4	.000
Valparaiso	0	1	.000	0	4	.000
Campbell	0	2	.000	1	4	.200
Dayton	0	2	.000	1	4	.200

THIS WEEK'S SCHEDULE

Saturday, Oct. 6

Jacksonville at Morehead State *	Noon
Dayton at Davidson *	Noon
San Diego at Drake *	12:30 p.m.
Butler at Valparaiso *	2 p.m.

PFL PLAYERS OF THE WEEK

Offensive Player of the Week

Sept. 1	Zach Lewis, Morehead State
Sept. 8	Mason Mills, San Diego
Sept. 15	T. Harris, Dayton/D. Randle, JU
Sept. 22	Mike Rios, Marist
Sept. 29	Trae Heeter, Butler
Oct. 6	
Oct. 13	
Oct. 20	
Oct. 27	
Nov. 3	
Nov. 10	
Nov. 17	

Defensive Players of the Week

Sept. 1	Sean Grady, Butler
Sept. 8	Jordan Dewhirst, Jacksonville
Sept. 15	Howard Savage, Dayton
Sept. 22	Patrick Moynahan, Davidson
Sept. 29	Brandon Chandler, Campbell
Oct. 6	
Oct. 13	
Oct. 20	
Oct. 27	
Nov. 3	
Nov. 10	
Nov. 17	

Special Teams Player of the Week

Sept. 1	Gary Hunter, Dayton
Sept. 8	Terrance Bryant, Jacksonville
Sept. 15	Kyle Pignatiello, Dayton
Sept. 22	Colby Walden, Jacksonville
Sept. 29	Colby Walden, Jacksonville
Oct. 6	
Oct. 13	
Oct. 20	
Oct. 27	
Nov. 3	
Nov. 10	
Nov. 17	

A WIN WOULD ...

- Make Drake 4-2 this season and 3-0 in PFL action.
- Be Drake's seventh-straight PFL win and 14th win in its last 17 PFL games.
- Make Drake 11-9 against San Diego and 7-3 against USD in Des Moines.
- Be Chris Creighton's 34th win at Drake and 129th career win.
- Be the program's 576th all-time victory.
- Make Drake 3-0 in the PFL standings for the second-straight season.
- Be Drake's 13th win in its last 14 home games and make the team 23-4 under head coach Chris Creighton at home.
- Be the team's 10-straight home PFL win and give the team a 16-2 home PFL record under Creighton.

A LOSS WOULD ...

- Be Drake's first PFL loss since Oct. 15, 2011.
- Be Drake's first PFL home loss since Nov. 14, 2009.
- Snap Drake's PFL winning streak at six games.
- Be San Diego's fourth win in Des Moines in the history of the series.

DEFENSE SHUTS DOWN CAMELS

- In its last outing, Drake's defense limited Campbell to just 57 yards rushing despite the Camels entering the game averaging 169.8 yards per game, the second highest average in the PFL at that point.
- Drake also got into the backfield to disrupt the option attack and recorded five tackles for loss.
- Drake's defense recorded its first touchdown of the season as Derek Temple scored via a 27-yard interception return.

GROUND GAME TAKES OFF

- Drake rushing attack struggled slightly in its first three games of the season, due in large part to facing a pair of ranked opponents.
- However, in the last two games, the backfield trio of Gary Scott, Jr., T.J. James and Trey Morse has recorded some mileage.
- Below is a look at the Bulldogs' rushing stats in the first three games compared with the last two games.

First 3 Games	Category	Last 2 Games
256	Yards	333
85.3	Yards Per Game	166.5
2.6	Yards Per Rush	4.2
97	Attempts	79
32.3	Attempts Per Game	39.5
3	Rushing TDs	4
1.0	Rushing TDs Per Game	2.0

SCOTT GETS SECOND 100-YARD GAME

- Sophomore running back Gary Scott, Jr. notched the second 100-yard game of his career with 119 yards on 28 carries against Morehead State.
- He also scored on a 14-yard option that proved to be the game-winning score with four minutes left in the fourth quarter.
- Scott has two of the 10 100-yard performances by a PFL back this season and is joined by Campbell's Dakota Wolf and Butler's Trae Heeter as the only backs with multiple 100-yard games this season.

300-100-100

- Drake is one of three PFL programs to record a 300-yard passer, 100-yard rusher and 100-yard receiver this season.
- Mike Piatkowski has thrown for 300 yards twice this season while Gary Scott, Jr., has rushed for 100 yards twice (Grand View, Morehead State) and Kevin Marshall hauled in 100 yards of passes once (Montana State).
- San Diego and Morehead State are the only two other teams to record such lofty performances this season.

PIATKOWSKI MAKES HISTORY AGAINST MSU

- With a five-yard pass against Morehead State, Mike Piatkowski became Drake's leader in career passing yardage. The fifth-year senior currently has 8,364 career yards after throwing for 268 yards in that win and 258 yards at Campbell.
- He also has a pair of 300-yard games this season with 329 yards at No. 22 Indiana State and 311 yards in the loss to No. 4 Montana State as well.
- He is one of three active quarterback in FCS with 8,000 or more career yards and one of two in the PFL.
- He also has a 62.2 career completion percent-

DRAKE CAPTAINS

Drake's players voted during the summer to select team captains and chose fifth-year seniors Avery Fuhs, Tyler Moorehead and Mike Piatkowski to serve in that role. Click on the head shot or scan the QR code to view their full online bio.



Avery Fuhs
Senior
Offensive Line
6-4 • 311
Chariton, Iowa
Chariton



Tyler Moorehead
Senior
Linebacker
6-1 • 233
Mason City, Iowa
Newman Catholic



Mike Piatkowski
Senior
Quarterback
6-1 • 185
Wheaton, Ill.
Warrenville South





BOSCH NAMED TO ALLSTATE AFCA GOOD WORKS TEAM

Zach Bosch, a senior offensive lineman on the Drake University football team, has been named to the 2012 Allstate American Football Coaches Association (AFCA) Good Works Team for his involvement in the community off the field, the organization announced earlier this week.

"It's great to be recognized, but when I started getting involved in the community, I never thought about something like this," Bosch said. "It's just what we do at Drake. Growing up, I was always

taught to give back to people. For me, community service is the most simple and the easiest way to give back to others."

A native of Tuscola, Ill., Bosch was recognized for the impact his tireless volunteer work has had on the Des Moines community. The Allstate/AFCA Good Works team recognizes 22 total student-athletes, 11 from the Football Bowl Subdivision (FBS) and 11 combined from the Football Championship Subdivision (FCS), Division II, Division III and NAIA classifications which consists of more than 5,000 student-athletes. One of the sport's premier service honors, the Allstate AFCA Good Works Team shines a spotlight on the positive, off-the-field impact that a select group of student-athletes has on their communities.

"This is in my opinion, one of the biggest and most significant awards a college football player can receive," head coach Chris Creighton said. "It is an phenomenal achievement and he is very deserving. It is not something where he did just one thing for his resume. He literally went to the VA and started a program where our guys are visiting and building relationships with our veterans and spending quality time with them. That is the most significant service he has done, but he has been a part of all of our service projects. I'm so proud of him and the AFCA for honoring him for what I believe is a richly earned award."

Bosch has participated in nearly every service project the Drake football team has participated in, but his biggest accomplishment in the Des Moines community has been involvement with the Veterans Affairs Hospital. He began a program where he and his teammates regularly visit ill veterans at the facility – many of whom rarely have other visitors – to provide comfort, support and camaraderie to those that have served this nation.

Bosch's other community service work includes

- Boys & Girls Clubs--Drake's players have established a consistent program of visits to the local Boys & Girls Club branches, and implemented both a reading program to improve literacy rates and a mentor program for youth.
- Des Moines Public Schools Reading Program-Zach and his teammates have developed and maintained a program in which players visit several Des Moines Public Schools elementary schools every Friday during the season to read to children. The program is designed to develop consistency and familiarity with the visits to encourage students to embrace reading and improve their skills through the time spent together with books.
- Traveling Vietnam Memorial Wall - Zach helped to make sure the traveling Vietnam Memorial Wall exhibit is properly disassembled and packed to assist with the success of the program, and share it with more people.
- Thanksgiving Meal--For military families with husbands and fathers serving overseas. Volunteering time and talents for this important local program.
- Meals From the Heartland-Bulldogs players join other Drake student-athletes to help package food items each year in January to aid hunger relief around the world. Together they spend one day measuring and packing pre-packaged food allotments that will feed those in need.
- Blank Children's Hospital--Visits with children at Des Moines' local children's hospital to provide companionship and encouragement to children suffering from a variety of illnesses.

This is the second straight season in which a Drake football student-athlete has earned the prestigious honor as Stoy Hall was one of 22 honorees in 2011.

CLICK HERE OR SCAN BELOW TO VOTE FOR ZACH BOSCH AS THE GOOD WORKS TEAM CAPTAIN



age (728-of-1171), the best in school history. His 62.8 percentage in 2009 (203-of-323) is the best single-season figure ever by a Bulldog, and he completed 65.3 percent of his passes in 2011 (231-of-354).

• The school record-holder in completions (728), he also needs just six touchdown passes to become No. 1 in that category as well (Vandever, 67; 1999-2002). Last year he threw 25, second-most in a season in school history.

• Below is where Piatkowski ranks in the Drake and PFL record book in passing yardage.

Drake Career Passing leaders

1.	8,364	Mike Piatkowski	2009-present
2.	7,868	Ira Vandever	1999-2002
3.	6,525	Connor Jostes	2002-05
4.	4,795	Gary Yagelski	1979-82
5.	4,677	Ron Royer	1963-66

PFL Career Passing leaders

1.	11,230	Josh McGregor, JU	2008-11
2.	9,699	Josh Johnson, SD	2004-07
3.	9,376	Ryan Alexander, DC	2005-08
4.	8,375	Zack Lewis, MSU	2009-Pres
5.	8,364	Mike Piatkowski, DU	2009-Pres
6.	8,094	DeWayne Ewing, BU	1998-01
7.	7,862	Kevin Hoyng, Dayton	2004-07
8.	7,868	Ira Vandever, DU	1999-02
9.	7,487	Eric Rasmussen, SD	2001-03
10.	7,236	David Caudill, MSU	2001-03

MORE ON PIATKOWSKI'S YARDAGE

- The football has traveled 25,092 feet or approximately 4.75 miles after leaving Mike Piatkowski's arm during his career under center.
- If stretched out from the Drake campus traveling east down University Avenue, the yardage would extend to the Iowa State Fairgrounds.
- If the 2012 Drake Relays men's 10,000 meter champion, Illinois' Colin Mickow, were to run Piatkowski's career yardage at the championship pace, he would finish in approximately 22:48.02

MOOREHEAD NAMED A CAMPBELL TROPHY SEMIFINALIST

• Tyler Moorehead, a fifth-year senior captain on the Drake University football team, has been named a semifinalist for the National Football Foundation's William V. Campbell Trophy which recognizes an individual as the absolute best football scholar-athlete in the nation for their performance on and off the field.

- Moorehead, a linebacker, is currently enrolled in Drake's pharmacy program with a 3.58 grade point average and is on-track to receive his doctorate in pharmacy. He is one of 147 candidates to be nominated for the award that honors seniors with a 3.2 GPA or higher who have demonstrated outstanding football ability as a first team player or significant contributor, and have demonstrated strong leadership and citizenship.
- The class is selected each year by the NFF Awards Committee, which is comprised of a nationally recognized group of media, College Football Hall of Famers and athletics administrators.

BULLDOGS AMONG THE NATIONAL LEADERS IN SACKS/TFL

- Drake's defense ranks ninth in the FCS in sacks with 3.2 per game and 18th in tackles for loss with 7.2 per game.
- Sitting a top those rankings is nothing new for the Bulldogs who have ranked in the top 10 nationally in sacks each of the last three seasons and in the top five twice.
- In the opener, Drake recorded nine sacks against Grand View and tacked on three more against a very mobile Montana State quarterback.
- Tyler Moorehead is currently tied for 19th nationally in sacks with 0.8 per game while two other Bulldogs rank in the top 100.
- Brandon Coleman is also tied for eighth in tackles for loss with 1.7 per game.

MARSHALL HITS 100-YARD MARK

- Tight end Kevin Marshall was Mike Piatkowski's favorite target in the loss to Montana State as he corralled 11 balls for 100 yards to become Drake's first 100-yard receiver of the season.
- He was nearly joined by teammate Joey Orlando who had six catches for 98 yards.

• The lack of other 100-yard performances is due mainly to Piatkowski spreading the wealth as his 133 completions have been spread to 12 different targets.

CREIGHTON VS. THE PFL

• In his four seasons at the helm of the Bulldogs, head coach Chris Creighton has racked up a 25-9 (.735) record in PFL action and a 21-5 (.808) record the last three seasons.

• Dayton is the only PFL team that Creighton has a losing record against and five PFL teams have never defeated a Creighton-led Drake squad.

STAFF TAKES ON NEW LOOK

• Drake's defensive coaching staff takes on a new look in 2012, including a new coordinator in Brad McCaslin, formerly the defensive coordinator and associate head coach at Nebraska-Omaha, where he coached for 14 seasons.

• Also new to the coaching staff is defensive backs coach/recruiting coordinator Todd Frakes, an 11-year coaching veteran who spent nine seasons on the staff at Centre College in Danville, Ky; defensive line coach Dain Taylor, the former Drake star who was an All-American in 2010; and cornerbacks coach Kahlil Carter, who played 11 seasons in the Arena Football League, Canadian Football League and NFL Europe.

DRAKE PICKED SECOND IN PFL POLL

• Drake was picked to finish second in the 2012 preseason Pioneer Football League Coaches' Poll behind the team with which they tied for the conference title a year ago, the San Diego Toreros.

• The Bulldogs received one first-place vote.

San Diego received eight of a possible nine first place votes and 79 of 81 possible points as coaches were not allowed to vote for their own team in the poll.

• Both the Toreros and Bulldogs finished the 2011 campaign with identical 7-1 records, San Diego winning the regular-season meeting between the two teams.

• The squads will meet again this season with Drake hosting San Diego in an Oct. 6 contest at Drake Stadium.

• Jacksonville was picked to finish third with 65 points. Dayton picked up the remaining first-place vote and 56 total points to finish fourth in the preseason poll. Campbell rounded out the poll's top half with 45 points for fifth place.

• Marist (6th, 42 points), Butler (7th, 34), Morehead State (8th, 27), Davidson (9th, 20) and Valparaiso (10th, 11) rounded out the PFL Preseason Poll.

BULLDOGS LAND FIVE PLAYERS ON PRESEASON ALL-PFL TEAM

• Five Drake Bulldogs earned positions on the 2012 preseason All-Pioneer Football League team.

• Defensive end Brandon Coleman, tight end Kevin Marshall, linebackers Travis Merritt and Tyler Moorehead and quarterback Mike Piatkowski.

• Piatkowski and Moorehead were first-team All-PFL performers on Drake's conference co-champion squad in 2011, while Coleman was a second-team choice and Marshall earned honorable mention.

• Piatkowski is the reigning PFL Offensive Player of the Year and Merritt was Freshman Defensive Player of the Year.

• Coleman, a senior from Cary, Ill. (Cary-Grove) is coming off a stellar junior season in which he recorded a team-high 12.0 sacks (-76) and led all Bulldog defensive linemen with 51 tackles (31 solo) in his first year as a starter. Coleman ranked fourth in the PFL and 10th in the nation (FCS) in sacks, and added 16.5 tackles for loss.

• Marshall, a senior from Glen Ellyn, Ill. (Glenbard South) had a breakout season in 2011, in his second season of eligibility. He caught a career-high 33 passes to rank fourth on the team and totaled 280 receiving yards (8.5) and three touchdowns in his first year as a full-time starter.

• Merritt, a redshirt-sophomore from Johnston, Iowa (Johnston), ranked second on the team in tackles last year with 66 (38 solo), as well as one forced fumble and one fumble recovery in his first year as a starter. He also earned second-team Academic All-PFL honors.

• Moorehead, a fifth-year senior from Mason City, Iowa (Newman Catholic), is a 2012 co-captain for Drake, who has earned first-team All-Pioneer Football League honors each of the past two seasons, and was a first-team Capital One Academic All-District choice in 2011. Moorehead has led the Bulldogs in tackles each of the past two seasons. Last year he recorded 78 stops (55 solo), including 10.5 sacks (-87) and 21.0 tackles for loss (-109), along with two interceptions, three forced fumbles, two pass breakups and two blocked kicks. Moorehead has started all 33 games in his career and recorded 218

tackles (150 solo), including 14.5 sacks and 40.0 tackles for loss.

• Piatkowski, a co-captain and fifth-year senior from Wheaton, Ill. (Warrenville South), enters his final season as the Bulldogs' signal-caller within reach of most of the school's career passing records.

AT HOME IN DRAKE STADIUM

• Drake had won a program-record 11 home games in a row before falling to Montana State.

• The Bulldogs are now 22-4 at Drake Stadium since Chris Creighton became head coach in 2008.

• The Bulldogs last home winning streak of 10 or more games came from 1995-97.

• Under Creighton, Drake is 15-2 in PFL home games, including winning each of its last eight conference games at Drake Stadium.

BULLDOGS AMONG THE BEST

• Drake ranks 20th in overall victories (575) among the 123 schools that make up the Division I Football Championships Subdivision (FCS).

• This week's game will be the 1,092nd in 119 years of football for the school, dating back to the initial campaign in 1893.

• The Bulldogs' all-time record is 575-487-29 (.539).

2012 PRESEASON NOTES

• The 2012 Bulldogs will seek to win back-to-back Pioneer Football League championships for the first time. Drake's previous titles came in 1995, '98, 2000 (co-champions) and '04.

• Five Bulldogs who earned All-PFL recognition last year return in 2012, including first-team All-PFL quarterback and Offensive Player of the Year Mike Piatkowski and Freshman Defensive Player of the Year linebacker Travis Merritt (Johnston, Iowa/Johnston). Also back are two-time first-team All-PFL linebacker Tyler Moorehead, second-team defensive end Brandon Coleman (Cary, Ill./Cary-Grove) and honorable mention tight end Kevin Marshall (Glen Ellyn, Ill. (Glenbard South)).

• Coleman, Marshall, Moorehead and Piatkowski also have been named to the College Football Performance Awards preseason Watch List at their positions.

• Though the Bulldogs lost 52 percent of their pass-catching targets from 2011, they return the QB who threw 97 percent of those pass completions.

• Tight end Kevin Marshall has earned 2012 preseason Watch List status from the College Football Performance Awards after emerging as a new favorite target of Piatkowski's in 2011. He caught a career-high 33 passes for 280 yards (8.5) and three touchdowns to earn honorable mention All-PFL honors last year.

• Four Bulldogs who earned Academic All-PFL accolades in 2011 return this season, including one first-teamer (Moorehead) and three second-teamers (Fuhs, Coleman and Merritt).

• Each of the top three tacklers, and four of the top five, return in 2012 from a defensive unit that ranked No. 2 in the FCS (No. 1 PFL) in rushing yards allowed (77.2) and No. 7 (No. 1 PFL) in points allowed (17.8). The four are: Moorehead (78 tackles), Merritt (66), Michael Ratelle (63) and Coleman (51).

• In addition, a defense that led the PFL and ranked No. 13 in the FCS in tackles for loss returns the top three players in that category, in Moorehead (21.) Coleman (16.5) and Anthony Gianaras (Mundelein, Ill./Mundelein) (9.5), and the personnel who recorded 61.0 of the team's 85.0 TFLs.

• The Bulldogs were one of the nation's top defenses in quarterback sacks (5th FCS, 3rd PFL), and return the top three players in that category, including Coleman (12.0; 10th FCS), Moorehead (10.0) and Gianaras (5.0). Overall, players who accounted for 30.5 of Drake's 39 sacks in 2011 are back in 2012.

RADIO/TV

• The game will be broadcast on KRNT 1350 AM with Chuck Reed handling the play-by-play. Fans also can listen to the game free via the web at www.GoDrakeBulldogs.com.

UP NEXT

• The Bulldogs return to the road to face Valparaiso a noon CDT on Oct. 13.

• The Crusaders are one of five PFL teams that has never defeated Drake during Chris Creighton's tenure with the Bulldogs.

THE SERIES VS. SAN DIEGO

Series	Drake leads, 10-9
In Des Moines	Drake leads, 6-3
In San Diego	USD leads, 6-4
First Meeting	Nov. 6, 1993 - W, 17-14
Last Meeting	Oct. 15, 2011 - L, 31-24
Streak	USD, 1
Last Drake Win	2010
<hr/>	
Most Drake Points	52, 2000
Most San Diego Points	59, 2007
Fewest Drake Points	0, 2006
Fewest San Diego Points	0, 1995
<hr/>	
Largest Drake Margin of Victory	40, 2000
Largest USD Margin of Victory	40, 2007
<hr/>	
Longest Drake Winning Streak	4, 1993-96
Longest USD Winning Streak	4, 2005-08

Series Results			
Year	Date	Site	Result
1993	Nov. 6	San Diego, Calif.	W, 17-14
1994	Sept. 17	Des Moines, Iowa	W, 14-9
1995	Oct. 28	San Diego, Calif.	W, 9-0
1996	Sept. 21	Des Moines, Iowa	W, 34-7
1997	Oct. 25	San Diego, Calif.	L, 39-30
1998	Oct. 24	Des Moines, Iowa	W, 37-13
1999	Oct. 30	San Diego, Calif.	W, 41-20
2000	Sept. 30	Des Moines, Iowa	W, 52-12
2001	Sept. 29	San Diego, Calif.	L, 31-24
2002	Nov. 2	Des Moines, Iowa	L, 51-46
2003	Oct. 11	San Diego, Calif.	L, 41-35
2004	Oct. 9	Des Moines, Iowa	W, 41-38
2005	Oct. 22	San Diego, Calif.	L, 31-26
2006	Oct. 21	Des Moines, Iowa	L, 37-0
2007	Oct. 13	San Diego, Calif.	L, 59-19
2008	Sept. 27	Des Moines, Iowa	L, 43-17
2009	Oct. 17	San Diego, Calif.	W, 21-14
2010	Oct. 30	Des Moines, Iowa	W, 38-17
2011	Oct. 15	San Diego, Calif.	L, 31-24

THE LAST MEETING

The Drake Bulldogs fell, 31-24, to San Diego in a Pioneer Football League contest at Torero Stadium. San Diego broke open a 17-17 game in the fourth quarter with two touchdowns in a 1:27 span, and Drake's comeback bid fell short.

Drake committed a season-high four turnovers and had a difficult time getting into a rhythm offensively after averaging 431 yards per game through its first three league matchups. The Bulldogs were held to 350 yards on the day.

The Bulldogs battled back from a 17-10 deficit to tie the game at 17 with 11:14 to play when sophomore running back Jacob Schmudlach scored on a 2-yard run to cap a seven-play, 50-yard drive. That possession was set up by a key interception from fifth-year senior cornerback Michael Lahart at the Drake 45-yard line on the first play of the fourth quarter.

The Toreros answered, however, with quarterback Mason Mills driving his team 57 yards in five plays for a touchdown on a 3-yard pass to wide receiver Brandon White at the 9:09 mark to give San Diego a 24-17 lead.

After Drake's next drive stalled, the punt by Billy Janssen was returned 85 yards for a touchdown by San Diego's Sam Hoekstra, pushing the Toreros' lead to 31-17 with 7:42 to play.

Facing a 14-point deficit for the first time since the season opener at North Dakota, Drake responded by marching 80 yards in 10 plays, resulting in a 2-yard touchdown run by junior Trey Morse to pull within a touchdown at 31-24 with 3:48 to play.

The defense then managed to force a San Diego punt, but not until the Toreros had picked up one first down and run the clock down to 34 seconds. Starting at its own 4-yard line, Drake reached the 19 on a pass from Mike Piatkowski to Nick Rosa, but after an incompletion Piatkowski was intercepted at the Drake 46 to end the Bulldogs' final threat.

Piatkowski finished the game 21-of-37 for 296 yards and a touchdown, with one interception, and was sacked four times. Rosa led the team with six catches for a career-high 94 yards.

San Diego led 7-3 after one quarter, courtesy of a 2-yard scoring pass from Mills to Nick Scudellari at the 1:02 mark. Drake had scored the game's first points on a 33-yard Janssen field goal at 5:18 of the first quarter. A scoreless second quarter, marred by penalties, left the score 7-3 at the half with Drake being outgained 204 to 101.

The Toreros finished with 396 yards to Drake's 350, including an 81-54 advantage on the ground and a 315-296 disparity through the air. San Diego committed 13 penalties for 184 yards, while Drake was penalized just six times for 70 yards. Drake had 25 first downs to San Diego's 19.

Senior defensive tackle John Sawhill paced the Bulldogs' defense with a season-high eight tackles (5 solo), including a sack and three tackles for loss. Senior defensive end Anthony Gianaras added one sack among his four tackles (2 solo),

THE LAST TIME IT HAPPENED

Last time Drake played an overtime game

at Drake 28, Grand View 21 (one overtime), Sept. 10, 2011

Last time Drake played an overtime game on road

Valparaiso 51, Drake 45, (one overtime), Oct. 25, 2003

Last shutout by Drake

50-0 vs. Valparaiso, Oct. 22, 2011

Last shutout by Drake at home

50-0 vs. Valparaiso, Oct. 22, 2011

Last time Drake shut out

16-0 at North Dakota, Sept. 1, 2011

Last time Drake shut out at home

37-0 by San Diego, Oct. 21, 2006

Last Drake kickoff return for touchdown

90 yards, Augustine Agyei vs. Waldorf, Sept. 8, 2007

Last Drake punt return for a touchdown

49 yards, Mike Lahart vs. Marist, Oct. 2, 2010

Last time Drake blocked a punt for a touchdown

35 yards, John Hugunin vs. Grand View, Aug. 30, 2012

Last time Drake blocked a punt for a safety

Mike Bialas vs. Butler, Oct. 6, 2007

Last Drake pass interception for a touchdown

27 yards, Derek Temple at Campbell, Sept. 29, 2011

Last Drake fumble return for a touchdown

22 yards, Mike Piatkowski vs. Davidson, Oct. 23, 2010

Last Drake player to rush for 100 yards

119 yards (28 carries), Gary Scott, Jr. vs. Morehead State, Sept. 22, 2012

Two Drake players 100+ rush yards same game

101 yards (19 carries), Willie Cashmore;
216 yards in (27 carries), Scott Phaydavong
vs. Jacksonville, Nov. 10, 2006

Last Drake player to have 100 or more yards receiving

100 yards (11 receptions),
Kevin Marshall vs. Montana State, Sept. 8, 2012

Last Drake player to pass for more than 300 yards

329 yards, Mike Piatkowski at Indiana State, Sept. 15, 2012

Last Drake player to rush for three touchdowns

3, Scott Phaydavong vs. Valparaiso Sept. 29, 2007

Last Drake player to catch three touchdowns

3, Jason Jones vs. Jacksonville, Oct. 4, 2003

Last Drake player to pass for four touchdowns

4, Mike Piatkowski vs. Dayton, Nov. 12, 2011

Last Drake player to pass for five touchdowns

5, Connor Jostes vs. Upper Iowa, Nov. 6, 2004

Last Drake player to score three touchdowns

3, Scott Phaydavong vs. Valparaiso, Sept. 29, 2007

Last Drake player to make four field goals

4, Billy Janssen at Morehead State, Oct. 8, 2011

VS. SAN DIEGO DEPTH CHART

OFFENSE

SPLIT END

17	NICK ROSA	6-0	161	SR.
27	Grahm Butler	6-2	184	So.

FLANKER

3	JOEY ORLANDO	5-10	194	SR.
8	Jacob Dines	5-8	163	Jr.

LEFT TACKLE

56	MATT PURDOM	6-5	302	SR.
55	Paddy O'Connell	6-3	255	5-Sr.

LEFT GUARD

73	ZACH BOSCH	6-5	310	SR.
75	Aaron Johnson	6-5	280	So.

CENTER

74	TROY WHITMER	6-2	284	JR.
79	John McMahon	6-3	265	So.

RIGHT GUARD

70	AVERY FUHS	6-4	311	5-SR.
63	Eric Pachter	6-3	320	So.

RIGHT TACKLE

72	VINCE ISRAEL	6-6	285	SR.
59	Jack Beck	6-4	290	So.

TIGHT END

16	KEVIN MARSHALL	6-4	247	SR.
88	Dan Hohenstein	6-6	247	Jr.

QUARTERBACK

2	MIKE PIATKOWSKI	6-1	188	5-SR.
15	Andy Rice	6-3	208	So.

J-BACK

1	MICHAEL HUDSON	6-3	212	SO.
10	Jacob Schmudlach	6-2	229	Jr.

S-BACK

28	GARY SCOTT, JR.	5-9	185	SO.
5	T.J. James	6-0	180	Jr.

OFFENSE

DEFENSIVE END

91	BRANDON COLEMAN	6-3	266	SR.
35	Kolby Knuth	6-3	227	Jr.

NOSE GUARD

96	RYAN LARSON	6-4	277	JR.
49	Nick Underwood	5-11	270	Jr.

DEFENSIVE TACKLE

94	MATT ACREE	6-2	284	JR.
50	Colton Rodgers	6-4	261	R-Fr.

DEFENSIVE END

92	ANTHONY GIANARAS	6-3	246	5-SR.
46	Naser Hannon	6-0	226	Sr.

ROVER

44	TYLER MOOREHEAD	6-1	233	5-SR.
39	Danny Cox	6-0	214	Jr.

MIKE

53	TRAVIS MERRITT	6-0	223	JR.
12	Sean Conerty	6-2	220	Jr.

BUCK

42	JOHN HUGUNIN	5-11	216	SO.
51	Seth Hedman	6-4	223	Sr.

CORNERBACK

10	DREW ORMSETH	5-10	180	SO.
22	Brad Duwe	6-0	183	So.

WHIP

11	JAKE UNDERWOOD	6-1	196	SR.
3	Jonny Getting	6-1	206	So.

FREE SAFETY

21	MIKE RATELLE	6-1	197	SR.
6	Matt Buckley	6-0	191	5-Sr.

CORNERBACK

34	JOHN BLOSS	6-0	173	SO.
30	Evan Erickson	5-11	192	So.

SPECIALISTS

KICKER

99	SPENCER LEE [KO]	6-1	186	SO
24	CAM BOHNERT [FG/PAT]	6-0	185	FR.

PUNTER

24	CAM BOHNERT	6-0	185	FR.
19	Jeremy Stein	6-2	185	Jr.

LONG SNAPPER

55	PADDY O'CONNELL	6-3	255	5-SR.
16	Kevin Marshall	6-4	247	Sr.

HOLDER

2	MIKE PIATKOWSKI	6-1	188	5-SR.
19	Jeremy Stein	6-2	185	Jr.

PUNT RETURNER

8	JACOB DINES	5-8	163	JR.
10	Drew Ormseth	5-10	180	So.

KICK RETURNER

5	T.J. JAMES	6-0	180	JR.
10	Drew Ormseth	5-10	180	So.

PRONUNCIATIONS

Matt Acree	ache-ree	Joel Fuxa	fewks-ah	Dillon Krotz	crawtz	Sam Scherer	shear
Blake Beauchamp	bo-champ	Anthony Gianaras	jah-nare-uhs	Ezekiel Okeleye	oakley	Cody Stepanek	stah-pan-ik
Cam Bohnert	bawn-ehrt	Neko Graf	NEEK-oh	Mark Nicolet	nick-o-lay	Cody Thibault	tee-bo
Alex Cecena	sah-say-na	Naser Hannon	nassir hah-noon	Eric Pachter	pock-ter	Zach Zlabis	slay-bis
Brad Duwe	dooye	John Hugunin	hue-gah-nin	Mike Piatkowski	pee-at-KOW-skee	Caz Zyks	z-ikes
Avery Fuhs	foose	Kolby Knuth	kah-nooth	Matt Purdom	per-duhm		

GRAND VIEW 8 DRAKE 28

SCORING	1	2	3	4	F
Grand View	6	2	0	0	8
Drake	14	0	0	14	28

Attendance: 4,158

DES MOINES, Iowa - The Drake football team trailed early but settled in to defeat Grand View 28-8 Thursday night in front of a crowd of 4,158 in their season opener at Drake Stadium.

After going down a touchdown after a mis-played punt return, the Bulldogs took the lead when Mike Piatkowski (Wheaton, Ill.) floated a one-yard pass to wideout Nick Rosa (Owasso, Okla.). Spencer Lee (Johnston, Iowa) converted the extra point to give the Bulldogs a 7-6 lead.

The Vikings opened the scoring on the night when Neko Graf (Rascine, Wis.) fumbled a punt and the ball was recovered at the Bulldogs 10 yard line. Darius White then carried the ball in on a sweep. Grand View failed to convert the extra point however.

On the ensuing kickoff Mike Ratelle (Edina, Minn.) brought the ball to the Drake 47 to start the drive. The Bulldogs marched down the field on impressive runs from sophomore Gary Scott, Jr. (Forsyth, Ill.) and were capped with the Piatkowski to Rosa connection.

Piatkowski, the 2011 Pioneer Football League Offensive Player of the Year, went 25-41 on the night for 271 yards. He threw two touchdowns and one interception. Rosa led Drake with 68 yards on four catches. Michael Hudson (Urbandale, Iowa) had six catches for 57 yards in his first game with the Bulldogs.

The Vikings put together their best drive of the evening starting at their own 33-yard line and marching the ball all the way down to the Drake 12. The Bulldogs came up with a big stop before slicing through the line in order to block the field goal attempt.

Drake's defense shone the entire night. They held the Vikings to 241 total yards of offense with 12 tackles for a loss and nine sacks.

The Drake offense took advantage of their opponent's miscues when Scott Jr. punched in a two-yard touchdown as the time dwindled down in the first quarter. It was Scott Jr.'s first collegiate rushing touchdown, in his first official game. He also led all rushers with 110 yards on 17 carries. Junior T.J. James (Des Moines, Iowa) carried the ball 11 times for 63 yards.

Yet another special teams miscue lead to the Vikings final points of the game. In the second quarter the Bulldogs lined up to punt deep in their own territory. The snap was well over the head of Jeremy Stein (Carpinteria, Calif.) and out of the endzone for a safety.

The game stalled with neither team amounting any real threat to score for nearly two quarters. The Bulldogs again turned to special teams for help. Senior Naser Hannon (West Des Moines, Iowa) split through the Grand View line and blocked a punt attempt. John Hugunin (Oswego, Ill.) scooped up the ball and took it to the house. Piatkowski again connected with Rosa on the two-point conversion and effectively put the game out



Linebacker Tyler Moorehead had eight tackles, three sacks and a break-up against Grand View.

of reach at 22-8.

Drake controlled the ball for the rest of the game and sealed the victory with a Piatkowski touchdown pass to junior Dan Hohenstein (Warrenville, Ill.).

The Bulldogs moved to 1-0 on the season with the victory and 3-0 all time against their cross-town foe.



SCORING SUMMARY:

First Quarter

- 10:08 GUV Darius White 10 yd run (Ben Hurley kick failed), 1-10 0:12, GUV 6 - DU 0
- 06:15 DU Rosa, Nick 1 yd pass from Piatkowski, Mik (Lee, Spencer kick), 10-53 3:45, GUV 6 - DU 7
- 00:43 DU Scott, Gary 2 yd run (Lee, Spencer kick), 4-49 1:25, GUV 6 - DU 14

Second Quarter

- 12:29 GUV TEAM safety, , GUV 8 - DU 14

Fourth Quarter

- 09:42 DU Hugunin, John 35 yd blocked punt return (Rosa, Nick pass from Piatkowski, Mik), , GUV 8 - DU 22
- 03:44 DU Hohenstein, Dan 12 yd pass from Piatkowski, Mik (Lee, Spencer kick failed), 9-80 3:48, GUV 8 - DU 28

TEAM STATS

	GUV	DU
FIRST DOWNS	17	22
RUSHES-YARDS (NET)	41-91	37-154
PASSING YDS (NET)	150	271
Passes Att-Comp-Int	34-19-0	41-25-1
TOTAL OFF. PLAYS-YARDS	75-241	78-425
Fumble Returns-Yards	0-0	0-0
Punt Returns-Yards	0-0	5-58
Kickoff Returns-Yards	6-140	1-42
Interception Returns-Yards	1-11	0-0
Punts (Number-Avg)	9-36.9	4-31.0
Fumbles-Lost	1-0	4-2
Penalties-Yards	6-44	7-65
Possession Time	31:06	28:54
Third-Down Conversions	5 of 18	7 of 15
Fourth-Down Conversions	0 of 3	0 of 2
Red-Zone Scores-Chances	1-3	3-3
Sacks By: Number-Yards	2-26	9-46

INDIVIDUAL STATS

RUSHING: Grand View-D. Ballentine 27-47; Jared Scruggs 11-39; Darius White 1-10; G. Fullbright 1-0; Davion Hurst 1-minus 5. **Drake**-Scott, Gary 17-107; James, T.J. 11-60; Morse, Trey 4-5; TEAM 1-minus 9; Piatkowski, Mik 4-minus 9.

PASSING: Grand View-D. Ballentine 19-34-0-150.

Drake-Piatkowski, Mik 25-41-1-271.

RECEIVING: Grand View-Brady Roland 4-66; Taylor Goebel 4-29; Darius White 4-23; Davion Hurst 3-13; J Roberts-Lewis 2-11; Zach Antle 1-4; Gavin Burns 1-4.

Drake-Marshall, Kevin 6-63; Hudson, Michael 6-57; Hohenstein, Dan 5-55; Rosa, Nick 4-68; Teague, J.T. 2-12; Scott, Gary 1-11; Orlando, Joey 1-5.

No. 4/4 **MONTANA STATE 34**
DRAKE 24

SCORING	1	2	3	4	F
Montana State	7	7	7	13	34
Drake	0	17	7	0	24

Attendance: 3,558

DES MOINES, Iowa - The Drake University football team kept No. 4 Montana State on the ropes for nearly 60 minutes Saturday evening, but a pair of late touchdowns helped the Bobcats escape Drake Stadium with a 34-24 victory.

The Bulldogs (1-1) led 24-21 at the end of three quarters before MSU (2-0) scored twice and made critical stops on defense to preserve the win in the contest between a pair of defending conference champions.

"This is not ok that we lost, we wanted to come in here tonight and win this game," head coach Chris Creighton said. "Don't get me wrong, that's a great football team that we played, but we came out here to win this game."

Senior quarterback Mike Piatkowski (Wheaton, Ill.) led the Bulldogs' aerial attack with 311 yards on 25-of-43 passing and a touchdown. He also added a touchdown on the ground. However, the Bobcats had a significant advantage on the ground, outgaining Drake, 168-59, with the yardage split almost evenly between Orenzo Davis, Tray Robinson and Cody Kirk.

Drake's defense, especially on the line, continued its strong play with 12 tackles for loss and three sacks against the Bobcats extremely mobile passer, DeNarius McGhee. John Hugunin (Oswego, Ill.), who finished with a game-high 13 tackles, Brett Park (Olivette, Mo.) and Brandon Coleman (Cary, Ill.) each had three tackles for loss.

"Those guys were so focused today that I didn't know what to say to them from the pre-game meal on," Creighton said. "They left everything on the field tonight. Those guys are good."

The Bulldogs took a 17-14 lead into the half on an eight play, 76-yard drive, with a 15-yard touchdown strike from Piatkowski to Hudson. Orlando grabbed another key catch on the drive, this time for 30 yards, to keep the drive alive and set Drake up in the Montana State red zone.

Montana State started the second half with renewed energy. After holding the Bulldogs to a three-and-out, the Bobcats roared down the field to take the lead, 21-17. Quarterback DeNarius McGhee scrambled for two third down conversions, including his five-yard touchdown run.

Later, it was Drake's turn to take advantage of a Montana State mistake, when Drew Ormseth (Lake in the Hills, Ill.) picked off McGhee to give the Bulldogs great field position on the MSU 41-yard line. The passing game continued to be strong as Piatkowski found Marshall once again, this time for a 16-yard gain to set the Bulldogs up inside the five-yard line. Piatkowski got into the endzone on a keeper two plays later from the one-yard line to put the Bulldogs on top, 24-21, with 3:20 remaining in the third quarter.

The Bulldogs stayed within striking distance as sophomore John Bloss (Wheaton, Ill.) recovered a fumble at the Bulldogs' 20-yard line with 7:12



Quarterback Mike Piatkowski threw for 311 yards against a defense that didn't yield a 300-yard passer in 2011.

remaining in the fourth quarter. Drake's offense stalled at the 40-yard line after Gary Scott, Jr.'s (Forsyth, Ill.) run on fourth down was smothered.

Montana State didn't put an end to the Bulldogs' upset bid until a touchdown extended its lead, 34-24, with 1:28 remaining in the game. The 9-play, 40-yard drive, erased 3:25 of game clock, which would not leave enough time for Drake to make a comeback.



SCORING SUMMARY:

First Quarter

01:42 MSU Cody Kirk 2 yd run (Rory Perez kick), 14-90 5:51, MSU 7 - DU 0

Second Quarter

10:44 DU James,T.J. 1 yd run (Lee, Spencer kick), 12-80 4:22, MSU 7 - DU 7

08:27 MSU Orenzo Davis 11 yd run (Rory Perez kick), 2-27 1:13, MSU 14 - DU 7

05:14 DU Lee, Spencer 27 yd field goal, 12-83 3:07, MSU 14 - DU 10

00:22 DU Hudson,Michael 15 yd pass from Piatkowski,Mik (Lee, Spencer kick), 8-76 3:15, MSU 14 - DU 17

Third Quarter

09:14 MSU DeNarius McGhee 5 yd run (Rory Perez kick), 10-25 4:00, MSU 21 - DU 17

03:20 DU Piatkowski,Mik 1 yd run (Lee, Spencer kick), 5-41 2:08, MSU 21 - DU 24

Fourth Quarter

11:34 MSU Tray Robinson 30 yd run (Rory Perez kick failed), 7-61 2:36, MSU 27 - DU 24

01:28 MSU Tanner Bleskin 2 yd pass from DeNarius McGhee (Rory Perez kick), 9-40 3:25, MSU 34 - DU 24

TEAM STATS

	MSU	DU
FIRST DOWNS	20	23
RUSHES-YARDS (NET)	44-168	34-59
PASSING YDS (NET)	206	311
Passes Att-Comp-Int	34-22-2	43-25-0
TOTAL OFFENSE PLAYS-YARDS	78-374	77-370
Fumble Returns-Yards	0-0	0-0
Punt Returns-Yards	4-25	2-2
Kickoff Returns-Yards	5-108	5-81
Interception Returns-Yards	0-0	2-9
Punts (Number-Avg)	5-40.2	6-36.8
Fumbles-Lost	1-1	2-1
Penalties-Yards	8-70	3-17
Possession Time	30:22	29:38
Third-Down Conversions	12 of 18	3 of 14
Fourth-Down Conversions	0 of 0	1 of 4
Red-Zone Scores-Chances	4-4	4-4
Sacks By: Number-Yards	3-18	3-11

INDIVIDUAL STATS

RUSHING: Montana State-Orenzo Davis 15-58; Tray Robinson 5-52; Cody Kirk 13-43; DeNarius McGhee 8-17; Shawn Johnson 1-1; TEAM 2-minus 3.

Drake-Hudson,Michael 1-30; Scott, Gary 12-28; James,T.J. 10-20; Morse,Trey 1-11; TEAM 1-minus 11; Piatkowski,Mik 9-minus 19.

PASSING: Montana State-DeNarius McGhee 22-34-2-206.

Drake-Piatkowski,Mike, 25-43-0-311.

RECEIVING: Montana State-Tanner Bleskin 6-78; Jon Ellis 4-46; Cody Kirk 3-34; Everett Gilbert 3-18; Orenzo Davis 3-7; Tiai Salanoa 2-16; Tray Robinson 1-7.

Drake-Marshall, Kevin 11-100; Orlando,Joey 6-98; Hudson,Michael 3-37; Rosa, Nick 2-58; Schmuldach,Jac 1-9; Teague, J.T. 1-5; Morse,Trey 1-4.

DRAKE 10
 No. 22/-- **INDIANA STATE** 27

SCORING	1	2	3	4	F
Drake	3	7	0	0	10
Indiana State	0	10	14	3	27

Attendance: 7,189

The Drake University football team fell, 27-10, to No. 22 Indiana State in its final non-conference test of the season in Terre Haute, Ind.

The Sycamores' vaunted rushing offense proved to be the difference as ISU rushed for 368 yards with Payton Award finalist Shakir Bell racking up a school-record 349 yards. The Bulldogs were paced again by senior quarterback Mike Piatkowski's 329 yards on 31-of-53 passing with a touchdown strike to Nick Rosa.

The Drake defense, which came into the game leading the nation in sacks and tackles for loss, was led by Bob Quilico's 11 tackles with the defense getting six tackles for loss and an interception from Drew Ormseth.

"That back [ISU's Shakir Bell], is special and we knew it," Drake head coach Chris Creighton said. "Those guys played hard and are a great football team. We're all about being our best and part of being your best is knowing how to win on gameday. We go into the Pioneer Football League now and we've got to find a way to do that."

The two teams entered halftime knotted at 10-10, but ISU firmly put the momentum in its favor in the third quarter by scoring quickly on its first two possessions with touchdown runs of 60 and 48 yards from Bell. Those touchdowns put ISU up 24-10 less than five minutes into the second half.

However, the Bulldogs continued to battle and got inside the ISU 5-yard line on its next two drives. Unfortunately for Drake, neither of those redzone trips resulted in points, but rather a missed field goal and an inspired ISU goal-line stand. A 35-yard ISU field goal with less than four minutes to play gave the Sycamores the final 17-point cushion.

"We didn't execute and when you're playing a really good team, you've got to execute," Creighton said. "We left a lot out there offensively with opportunities to score. Whenever we executed, we moved the ball down the field."

Drake executed early by scoring on its first drive courtesy of a 21-yard field goal from Spencer Lee that capped an 11-play, 76 yard drive. The Bulldogs held that advantage until midway through the second quarter when ISU got on the board with 22-yard touchdown pass from Mike Perish to Demory Lawshe.

Drake answered that score with one of its own on its next drive as a 41-yard pitch and catch from Piatkowski to Gary Scott, Jr. (Forsyth, Ill.), put the Bulldogs inside the ISU 10-yard line to set up a 7-yard Piatkowski to Rosa touchdown.

An ISU field goal as time expired at the half sent the teams into the locker room tied.



Wide receiver Alex Cecena hauled in three catches at Indiana State



SCORING SUMMARY:

First Quarter

09:12 DU Lee, Spencer 22 yd field goal, 11-76 5:48, DU 3 - INS 0

Second Quarter

07:18 INS Lawshe, Demory 22 yd pass from Perish, Mike (Fritschle, Tann kick), 4-61 1:17, DU 3 - INS 7

03:38 DU Rosa, Nick 7 yd pass from Piatkowski, Mik (Lee, Spencer kick), 7-71 3:35, DU 10 - INS 7

00:00 INS Fritschle, Tann 21 yd field goal, 11-64 3:32, DU 10 - INS 10

Third Quarter

12:54 INS Bell, Shakir 60 yd run (Fritschle, Tann kick), 6-83 0:00, DU 10 - INS 17

10:47 INS Bell, Shakir 48 yd run (Fritschle, Tann kick), 2-56 0:47, DU 10 - INS 24

Fourth Quarter

03:42 INS Fritschle, Tann 35 yd field goal, 7-19 3:46, DU 10 - INS 27

TEAM STATS

	DU	ISU
FIRST DOWNS	21	21
RUSHES-YARDS (NET)	26-43	50-368
PASSING YDS (NET)	329	94
Passes Att-Comp-Int	53-31-1	14-7-1
TOTAL OFFENSE PLAYS-YARDS	79-372	64-462
Fumble Returns-Yards	0-0	0-0
Punt Returns-Yards	1-0	0-0
Kickoff Returns-Yards	3-61	3-61
Interception Returns-Yards	1-18	1-0
Punts (Number-Avg)	4-33.2	3-50.7
Fumbles-Lost	1-0	1-1
Penalties-Yards	3-37	8-60
Possession Time	30:56	29:00
Third-Down Conversions	6 of 16	4 of 11
Fourth-Down Conversions	1 of 4	1 of 1
Red-Zone Scores-Chances	2-4	2-3
Sacks By: Number-Yards	1-10	2-20

INDIVIDUAL STATS

RUSHING: Drake-James, T.J. 6-29; Morse, Trey 7-26; Scott, Gary 7-17; Piatkowski, Mik 6-minus 29.

Indiana State-Bell, Shakir 33-349; Gordon-Lamar, F 6-20; Cheeseborough, 8-11; TM 1-minus 2; Perish, Mike 2-minus 10.

PASSING: Drake-Piatkowski, Mik 31-53-1-329. **Indiana State**-Perish, Mike 7-13-1-94; Bell, Shakir 0-1-0-0.

RECEIVING: Drake-Orlando, Joey 6-43; Scott, Gary 5-83; Rosa, Nick 5-60; Cecena, Alex 3-30; Marshall, Kevin 3-22; Teague, J.T. 2-32; Schmudlach, Jac 2-13; Morse, Trey 2-13; Butler, Graham 1-20; James, T.J. 1-10; Hohenstein, Dan 1-3.

Indiana State-Lawshe, Demory 3-48; Bell, Shakir 2-27; Mardis, Michael 1-10; Spencer, Donald 1-9.

MOREHEAD STATE 25
DRAKE 28

SCORING	1	2	3	4	F
Morehead State	7	0	10	8	25
Drake	0	7	0	21	28

Attendance: 3,540

In a battle of two top-10 passing offenses, the Drake University football team outdueled Morehead State on a record-setting Saturday afternoon at Drake Stadium.

Led by fifth-year senior quarterback Mike Piatkowski, the Bulldogs fought off a 10-point deficit in the fourth quarter to top the Eagles, 28-25. Piatkowski set the school record for career passing yards in the second quarter with a 75-yard completion to senior Joey Orlando. Piatkowski needed just 31 yards coming in to the game to surpass Ira Vandever's record of 7,868 yards set in 2002. The reigning PFL Offensive Player of the Year finished the game with 29-for-41 passing, for 268 yards and three touchdowns. He now stands alone at 8,106 career passing yards.

"I try not to think about it [the record]," Piatkowski said after the game. "At the end of the season, I'll probably think about it, but we got a win today and that's all that matters. It was a team effort and the crowd was a big part of that."

Orlando was Piatkowski's top target on the day, with eight receptions for 73 yards and a touchdown. Sophomore Gary Scott, Jr. led the ground game with 119 yards on 28 carries and one touchdown.

Defensively, the Bulldogs shut down the sixth-ranked passing offense of the Eagles. Despite only recording one sack on the afternoon, the Bulldogs held the Eagles to a season low 172 pass yards. Sophomore John Hugunin led the defense with 16 tackles and one sack. Junior Travis Merritt added 14 additional tackles to the defensive total.

Drake used an eight-play, 74-yard drive at the beginning of the fourth quarter to regain momentum lost in the third quarter. The drive concluded with a Piatkowski touchdown pass to sophomore J.T. Teague to bring the Bulldogs within three points with 13 minutes remaining in the game.

After the Drake defense came up strong on the following MSU possession, sophomore Drew Ormseth set the offense up with great field position following his 36-yard punt return. Piatkowski then gave the Blue and White its first lead of the game, 21-17, with 9:51 remaining in the game, by finding senior Nick Rosa in the end zone.

Drake all but sealed the victory with four minutes remaining in the game, converting on 4th-and-2 from the 14-yard line. Scott took an option pitch into the end zone to give Drake a two-score lead. With the run, Drake's leading rusher recorded the second 100-yard game of his career.

"We kind of had to have a wake-up call there late," head coach Chris Creighton said. "I don't know that we played any differently in the fourth quarter outside of there being some passion and imposing our will."

Although Morehead State countered with a six-play, 62-yard drive that resulted in a touchdown, they could not recover the onside kick,



Gary Scott, Jr. piled up 119 yards in the win over Morehead State.

allowing Drake to bleed the clock to 1:28. Despite sustaining a drive to midfield, Lewis was picked by fifth-year senior Tyler Moorehead (Mason City, Iowa) with 36 seconds remaining on the clock to put an end to any chance at a comeback.



SCORING SUMMARY:

First Quarter

9:57 MOR SAWYER, Donte 26 yd pass from LEWIS, Zach (DUZAN, Rainer kick), 11-81 5:03, MOR 7 - DU 0

Second Quarter

6:34 DU Orlando,Joey 9 yd pass from Piatkowski,Mik (Lee, Spencer kick), 1-9 0:04, MOR 7 - DU 7

Third Quarter

5:47 MOR DUZAN, Rainer 21 yd field goal, 15-76 6:04, MOR 10 - DU 7
2:34 MOR BORNHAUSER, B. 27 yd run (DUZAN, Rainer kick), 2-33 0:39, MOR 17 - DU 7

Fourth Quarter

13:40 DU Teague, J.T. 16 yd pass from Piatkowski,Mik (Lee, Spencer kick), 8-74 3:49, MOR 17 - DU 14
9:54 DU Rosa, Nick 16 yd pass from Piatkowski,Mik (Lee, Spencer kick), 4-31 2:02, MOR 17 - DU 21
4:00 DU Scott, Gary 14 yd run (Lee, Spencer kick), 8-62 3:16, MOR 17 - DU 28
1:52 MOR MACSHARA, Rees 4 yd run (STANLEY, Blake pass from LEWIS, Zach), 9-63 2:01, MOR 25 - DU 28

TEAM STATS

	MOR	DU
FIRST DOWNS	21	25
RUSHES-YARDS (NET)	44-236	34-135
PASSING YDS (NET)	172	268
Passes Att-Comp-Int	28-21-1	42-29-1
TOTAL OFFENSE PLAYS-YARDS	72-408	76-403
Fumble Returns-Yards	0-0	0-0
Punt Returns-Yards	0-0	4-43
Kickoff Returns-Yards	2-28	3-23
Interception Returns-Yards	1-32	1-0
Punts (Number-Avg)	5-40.4	5-31.8
Fumbles-Lost	3-2	3-1
Penalties-Yards	12-118	4-25
Possession Time	29:10	30:50
Third-Down Conversions	4 of 14	9 of 17
Fourth-Down Conversions	2 of 3	1 of 1
Red-Zone Scores-Chances	2-2	4-6
Sacks By: Number-Yards	0-0	1-10

INDIVIDUAL STATS

RUSHING: Drake-Scott, Gary 28-119; Piatkowski, Mike 3-15; Morse, Trey 1-6

Morehead State-Macshara, Rees 20-132; Stanley, Blake 18-69; Bornhauser, B. 3-44; Sawyer, Donte 1-10

PASSING: Drake-Piatkowski, Mike 29-41-1-268.

Morehead State-Lewis, Zach 21-28-1-172.

RECEIVING: Drake-Orlando,Joey 8-73; Scott, Gary 4-35; Teague, J.T. 3-37; Butler, Graham 3-19; Hudson, Michael 3-18; Marshall, Kevin 3-13; Hohenstein, Dan 2-50; Rosa, Nick 2-22; Schumdlach, Jacob 1-1

Morehead State- Sawyer, Donte 7-80; Stanley, Blake 4-28; Macshara, Rees 3-16; Thomas, Kevin 2-20; Bornhauser, B. 2-9; Lewis, Kitaro 2-7; Keller, Luke 1-12

DRAKE 35
CAMPBELL 7

SCORING	1	2	3	4	F
Drake	7	14	7	7	35
Campbell	0	0	7	0	7

Attendance: 3,370

The Drake University football team improved to 2-0 in the Pioneer Football League with a commanding 35-7 victory over Campbell in Buies Creek, N.C. The Bulldogs held one of the top rushing teams in the league to just 57 yards on the ground in a game that was delayed by more than an hour due to inclement weather and played in wet, rainy conditions.

The Bulldogs held a 481-to-286 advantage in total yardage and racked up 32 first downs in the victory. Offensively Drake was led by senior quarterback Mike Piatkowski's (Wheaton, Ill.) 258 yards on 23-of-38 passing with a touchdown through the air and on the ground. The aerial attack was supported by 283 rushing yards with Gary Scott, Jr. (Forsyth, Ill.) leading the pack with 77 yards and a touchdown followed by Trey Morse's (Elmo, Texas) 68 yards.

The staunch defensive effort recorded a pair of interceptions, five tackles for loss and two sacks. Jake Underwood (Cary, Ill.) was in on a team-high 10 tackles to help DU improve to 3-2 overall while the Camels fell to 1-4 overall and 0-2 in the PFL.

"It was a weird game with lightning delays," head coach Chris Creighton said. "But I was proud of our guys and how they were able to maintain the momentum and the emotion through all the breaks."

The Bulldogs ended the first half with a firm 21-0 lead thanks to a 27-yard Derek Temple (Grimes, Iowa) interception return for a touchdown with 1:51 left in the half. That defensive highlight redeemed an offensive drive that stalled out on the Campbell 8-yard line and resulted in a missed field goal. It was one of three Drake trips inside the CU 30-yard line that came up scoreless in the first half.

"Our defense was great," Creighton said of Temple's interception return and the squad's ability to stop the run. "I'm really proud of our defense. They led the charge tonight and it's a tall order when you don't see an option team that often. It's tough to prepare for and our guys did a great job."

The Bulldogs got on the board first on their second drive of the game as Scott strode into the end zone from three yards out to cap an 8-play, 63-yard drive. Drake's next score came on a momentum-shifting special teams play when the Campbell punter failed to handle the snap. The pressure and miscue gave Drake excellent field position on the Camels' 22-yard line. Two plays later, Piatkowski found Nick Rosa for an 11-yard strike before the 63-minute lightning delay suspended play with 5:29 left in the half. Rosa finished the game with a team-high seven catches and 92 yards.

After halftime, the Bulldogs suffered one of their few defensive miscues on the night as Campbell quarterback Dakota Wolf found A.J. Artis behind the DU defense for a 57-yard touchdown pass.



T.J. James ran for his first career touchdown in the win over Campbell.

Wolf finished the evening with 169 passing yards and 41 on the ground.

The Bulldogs countered the Camels' lone score on the ensuing drive with a 4-minute drive that spanned 64 yards on nine plays the resulted in a Piatkowski keeper getting into the endzone.

A 14-play, 61-yard drive accounted for the final tally with James scoring on a 1-yard run to cap the evening's scoring. Twenty-five of James' yards came on the drive that allowed the Bulldogs to comfortably end the game.



SCORING SUMMARY:

First Quarter

09:09 DU SCOTT, Gary 3 yd run (Lee, Spencer kick), 8-63 2:58, DU 7- CAM 0

Second Quarter

10:03 DU ROSA,Nick 11 yd pass from Piatkowski,Mik (Lee, Spencer kick), 2-22 0:00, DU 14 - CAM 0
01:51 DU TEMPLE, Derek 27 yd interception return (Bohnert, Cam kick) DU 21 - CAM 0

Third Quarter

14:13 CAM ARTIS, A.J. 57 yd pass from WOLF, Dakota (Eberwein, Sam kick) 3-57 0:49, DU 21 - CAM 7
10:08 DU PIATKOWSKI, Mik 2 yd run (Bohnert, Cam kick), 9-64 3:59, DU 28 - CAM 7

Fourth Quarter

11:37 DU JAMES, T.J. 1 yd run (Bohnert, Cam kick), 14-61 5:53, DU 35 - CAM 7

TEAM STATS	DU	CAM
FIRST DOWNS	32	10
RUSHES-YARDS (NET)	45-198	29-57
PASSING YDS (NET)	283	169
Passes Att-Comp-Int	39-24-1	28-13-2
TOTAL OFFENSE PLAYS-YARDS	84-481	57-226
Fumble Returns-Yards	0-0	0-0
Punt Returns-Yards	4-18	0-0
Kickoff Returns-Yards	2-89	4-72
Interception Returns-Yards	2-27	1-0
Punts (Number-Avg)	2-32.5	7-42.1
Fumbles-Lost	1-1	0-0
Penalties-Yards	3-20	8-98
Possession Time	35:47	23:54
Third-Down Conversions	6 of 12	3 of 14
Fourth-Down Conversions	1 of 1	0 of 2
Red-Zone Scores-Chances	4-7	0-0
Sacks By: Number-Yards	2-11	1-8

INDIVIDUAL STATS

RUSHING: Drake-Scott, Gary 14-77-1; Morse, Trey 12-68; James, T.J. 15-58-1; Piatkowski, Mik 1-2-1, TEAM 1-(-2); Rice, Andy 2-(-5)
Campbell-Wolf, Dakota 17-41; Odom, Kurt 7-35; Dillion, Dalton 2-5; Carter, Darius 1-2; Bolling, Ben 1-0; Lutz, Adam 1-(-26)

PASSING: Drake-Piatkowski,Mike 23-38-1-258; Rice, Andy 1-1-0-25
Campbell-Wolf, Dakota 13-27-2-169; Bolling, Ben 0-1-0-0

RECEIVING: Drake-Rosa, Nick 7-92-1; Orlando, Joey 5-57; Hudson, Michael, 3-48; Schumdlach, Jacob 3-28; Marshall, Kevin 2-12 Teague, J.T. 1-25; James, T.J. 1-11; Scott, Gary 1-6 Butler, Grahm 1-4;
Campbell-Artis, A.J. 4-95-1; Odom, Kurt 4-43; Ridenhour J. 3-21; Hildreth J. 2-10

2012 Drake University Football
Drake Game Results (as of Sep 30, 2012)
All games

Date	Opponent		Score	Overall	Conference	Time	Attend
Aug 30, 2012	GRAND VIEW	W	28-8	1-0	0-0	2:58	4158
Sep 08, 2012	#4 MONTANA STATE	L	24-34	1-1	0-0	2:54	3558
Sep 15, 2012	at #22 Indiana State	L	10-27	1-2	0-0	3:03	7189
* Sep 22, 2012	MOREHEAD STATE	W	28-25	2-2	1-0	2:52	3540
* Sep 29, 2012	at Campbell	W	35-7	3-2	2-0	2:40	3370

2012 Drake University Football
Drake Overall Team Statistics (as of Sep 30, 2012)
All games

Team Statistics	DU	OPP
SCORING	125	101
Points Per Game	25.0	20.2
FIRST DOWNS	123	89
Rushing	36	54
Passing	75	31
Penalty	12	4
RUSHING YARDAGE	589	917
Yards gained rushing	738	1090
Yards lost rushing	149	173
Rushing Attempts	176	209
Average Per Rush	3.3	4.4
Average Per Game	117.8	183.4
TDs Rushing	7	9
PASSING YARDAGE	1462	794
Comp-Att-Int	134-218-4	82-138-6
Average Per Pass	6.7	5.8
Average Per Catch	10.9	9.7
Average Per Game	292.4	158.8
TDs Passing	8	4
TOTAL OFFENSE	2051	1711
Total Plays	394	347
Average Per Play	5.2	4.9
Average Per Game	410.2	342.2
KICK RETURNS: #-Yards	14-296	20-409
PUNT RETURNS: #-Yards	16-121	4-25
INT RETURNS: #-Yards	6-54	4-43
KICK RETURN AVERAGE	21.1	20.5
PUNT RETURN AVERAGE	7.6	6.2
INT RETURN AVERAGE	9.0	10.8
FUMBLES-LOST	11-5	6-4
PENALTIES-Yards	20-164	42-390
Average Per Game	32.8	78.0
PUNTS-Yards	21-702	29-1182
Average Per Punt	33.4	40.8
Net punt average	31.3	35.9
KICKOFFS-Yards	24-1315	20-1133
Average Per Kick	54.8	56.7
Net kick average	52.7	36.8
TIME OF POSSESSION/Game	30:50	29:09
3RD-DOWN Conversions	31/74	28/75
3rd-Down Pct	42%	37%
4TH-DOWN Conversions	4/12	3/9
4th-Down Pct	33%	33%
SACKS BY-Yards	16-88	8-72
MISC YARDS	39	24
TOUCHDOWNS SCORED	17	13
FIELD GOALS-ATTEMPTS	2-8	3-5
ON-SIDE KICKS	0-0	0-0
RED-ZONE SCORES	(17-24) 71%	(9-12) 75%
RED-ZONE TOUCHDOWNS	(15-24) 63%	(6-12) 50%
PAT-ATTEMPTS	(15-16) 94%	(10-12) 83%
ATTENDANCE	11256	10559
Games/Avg Per Game	3/3752	2/5280
Neutral Site Games		0/0

Score by Quarters	1st	2nd	3rd	4th	OT	Total
Drake	24	45	14	42	0	125
Opponents	20	19	38	24	0	101

2012 Drake University Football
Drake Overall Individual Statistics (as of Sep 30, 2012)
All games

Rushing	gp	att	gain	loss	net	avg	td	lg	avg/g
Scott, Gary	5	78	362	14	348	4.5	3	22	69.6
James, T.J.	5	42	171	4	167	4.0	2	20	33.4
Morse, Trey	5	25	122	6	116	4.6	0	18	23.2
Hudson, Michael	4	1	30	0	30	30.0	0	30	7.5
Rice, Andy	1	2	3	8	-5	-2.5	0	3	-5.0
TEAM	4	5	0	27	-27	-5.4	0	0	-6.8
Piatkowski, Mik	5	23	50	90	-40	-1.7	2	21	-8.0
Total	5	176	738	149	589	3.3	7	30	117.8
Opponents	5	209	1090	173	917	4.4	9	64	183.4

Passing	gp	effic	comp-att-int	pct	yds	td	lg	avg/g
Piatkowski, Mik	5	125.98	133-216-4	61.6	1437	8	44	287.4
TEAM	4	0.00	0-1-0	0.0	0	0	0	0.0
Rice, Andy	1	310.00	1-1-0	100.0	25	0	25	25.0
Total	5	126.24	134-218-4	61.5	1462	8	44	292.4
Opponents	5	108.62	82-138-6	59.4	794	4	57	158.8

Receiving	gp	no.	yds	avg	td	lg	avg/g
Orlando, Joey	5	26	276	10.6	1	30	55.2
Marshall, Kevin	5	25	210	8.4	0	29	42.0
Rosa, Nick	5	20	300	15.0	4	44	60.0
Hudson, Michael	4	15	160	10.7	1	25	40.0
Scott, Gary	5	11	135	12.3	0	41	27.0
Teague, J.T.	5	9	111	12.3	1	25	22.2
Hohenstein, Dan	4	8	108	13.5	1	27	27.0
Schmudlach, Jac	5	7	51	7.3	0	12	10.2
Butler, Grahm	3	5	43	8.6	0	20	14.3
Cecena, Alex	1	3	30	10.0	0	16	30.0
Morse, Trey	5	3	17	5.7	0	7	3.4
James, T.J.	5	2	21	10.5	0	11	4.2
Total	5	134	1462	10.9	8	44	292.4

Punt Returns	no.	yds	avg	td	lg
Ormseth, Drew	9	61	6.8	0	36
Dines, Jacob	6	9	1.5	0	7
Hannoon, Naser	1	16	16.0	0	0
Huginin, John	0	35	0.0	1	35
Total	16	121	7.6	1	36
Opponents	4	25	6.2	0	22

Interceptions	no.	yds	avg	td	lg
Ormseth, Drew	2	27	13.5	0	18
Duwe, Brad	1	0	0.0	0	0
Temple, Derek	1	27	27.0	1	27
Ratelle, Mike	1	0	0.0	0	0
Moorehead, Tyle	1	0	0.0	0	0
Total	6	54	9.0	1	27
Opponents	4	43	10.8	0	25

Kick Returns	no.	yds	avg	td	lg
James, T.J.	10	229	22.9	0	54
Marshall, Kevin	2	17	8.5	0	10
Ratelle, Mike	1	42	42.0	0	42
Rosa, Nick	1	8	8.0	0	8
Total	14	296	21.1	0	54
Opponents	20	409	20.5	0	30

Fumble Returns	no.	yds	avg	td	lg
Total	0	0	0.0	0	0
Opponents	0	0	0.0	0	0

2012 Drake University Football
Drake Overall Individual Statistics (as of Sep 30, 2012)
All games

Scoring	td	fg	PAT				dxp	saf	pts
			kick	rush	rcv	pass			
Rosa, Nick	4	-	-	-	1	-	-	26	
Lee, Spencer	-	2-7	12-13	-	-	-	-	18	
Scott, Gary	3	-	-	-	-	-	-	18	
Piatkowski, Mik	2	-	-	-	-	1-1	-	12	
James, T.J.	2	-	-	-	-	-	-	12	
Huginin, John	1	-	-	-	-	-	-	6	
Teague, J.T.	1	-	-	-	-	-	-	6	
Hudson, Michael	1	-	-	-	-	-	-	6	
Temple, Derek	1	-	-	-	-	-	-	6	
Orlando, Joey	1	-	-	-	-	-	-	6	
Hohenstein, Dan	1	-	-	-	-	-	-	6	
Bohnert, Cam	-	0-1	3-3	-	-	-	-	3	
Total	17	2-8	15-16	-	1	1-1	-	125	
Opponents	13	3-5	10-12	-	1	1-1	-	101	

Total Offense	g	plays	rush	pass	total	avg/g
Piatkowski, Mik	5	239	-40	1437	1397	279.4
Scott, Gary	5	78	348	0	348	69.6
James, T.J.	5	42	167	0	167	33.4
Morse, Trey	5	25	116	0	116	23.2
Hudson, Michael	4	1	30	0	30	7.5
Rice, Andy	1	3	-5	25	20	20.0
TEAM	4	6	-27	0	-27	-6.8
Total	5	394	589	1462	2051	410.2
Opponents	5	347	917	794	1711	342.2

Field Goals	fg	pct.	01-19	20-29	30-39	40-49	50-99	lg	blk
Lee, Spencer	2-7	28.6	0-0	2-5	0-1	0-1	0-0	27	1
Bohnert, Cam	0-1	0.0	0-0	0-1	0-0	0-0	0-0	0	0

FG Sequence	Drake	Opponents
Grand View	41	30
Montana State	(27)	-
Indiana State	(22),22	46,(21),(35)
Morehead State	24,37	(21)
Campbell	24,29	-

Punting	no.	yds	avg	lg	tb	fc	i20	50+	blk
Stein, Jeremy	16	535	33.4	41	0	4	3	0	0
Bohnert, Cam	5	167	33.4	37	1	1	2	0	0
Total	21	702	33.4	41	1	5	5	0	0
Opponents	29	1182	40.8	58	1	5	11	5	1

Kickoffs	no.	yds	avg	tb	ob	retn	net	ydln
Lee, Spencer	24	1315	54.8	1	1			
Total	24	1315	54.8	1	1	20.5	36.7	28
Opponents	20	1133	56.7	4	0	21.1	36.8	28

Numbers in (parentheses) indicate field goal was made.

2012 Drake University Football
Drake Overall Individual Statistics (as of Sep 30, 2012)
All games

All Purpose	g	rush	rcv	pr	kr	ir	total	avg/g
Scott, Gary	5	348	135	0	0	0	483	96.6
James, T.J.	5	167	21	0	229	0	417	83.4
Rosa, Nick	5	0	300	0	8	0	308	61.6
Orlando, Joey	5	0	276	0	0	0	276	55.2
Marshall, Kevin	5	0	210	0	17	0	227	45.4
Hudson, Michael	4	30	160	0	0	0	190	47.5
Morse, Trey	5	116	17	0	0	0	133	26.6
Teague, J.T.	5	0	111	0	0	0	111	22.2
Hohenstein, Dan	4	0	108	0	0	0	108	27.0
Ormseth, Drew	5	0	0	61	0	27	88	17.6
Schmudlach, Jac	5	0	51	0	0	0	51	10.2
Butler, Graham	3	0	43	0	0	0	43	14.3
Ratelle, Mike	3	0	0	0	42	0	42	14.0
Huginin, John	5	0	0	35	0	0	35	7.0
Cecena, Alex	1	0	30	0	0	0	30	30.0
Temple, Derek	5	0	0	0	0	27	27	5.4
Hannoon, Naser	3	0	0	16	0	0	16	5.3
Dines, Jacob	3	0	0	9	0	0	9	3.0
Rice, Andy	1	-5	0	0	0	0	-5	-5.0
TEAM	4	-27	0	0	0	0	-27	-6.8
Piatkowski, Mik	5	-40	0	0	0	0	-40	-8.0
Total	5	589	1462	121	296	54	2522	504.4
Opponents	5	917	794	25	409	43	2188	437.6

2012 Drake University Football
Drake Overall Defensive Statistics (as of Sep 30, 2012)
All games

#	Defensive Leaders	gp	Tackles				Sacks	Pass defense			Fumbles		blkd	
			ua	a	tot	tfl/yds		no-yds	int-yds	brup	qbh	rcv-yds	ff	kick
42	Huginin, John	5	21	32	53	4.0-27	1.0-10
53	Merritt, Travis	5	26	26	52	2.0-4	1	.	.	.
2Q	Quilico,Bob	4	19	16	35	.	.	.	1
44	Moorehead, Tyle	5	17	13	30	4.5-35	4.0-22	1-0	2
34	Bloss, John	5	10	13	23	1.0-1	.	.	2	.	2-0	.	.	.
11	Underwood, Jake	3	8	14	22	.	.	.	3	.	.	1	.	.
94	Acree, Matt	5	11	10	21	6.0-20	3.0-16	.	1	.	.	.	1	.
96	Larson, Ryan	5	4	17	21	0.5-3	0.5-3
91	Coleman, Brando	5	10	10	20	8.5-32	3.0-16	.	1	3
10	Ormseth,Drew	5	6	12	18	.	.	2-27	.	.	1-0	.	.	.
92	Gianaras, Antho	5	3	15	18	2.0-5	1.0-4	.	.	1	1-0	.	.	.
21	Ratelle, Mike	3	9	5	14	.	.	1-0
51	Hedman, Seth	5	5	7	12
93	Park, Brett	2	4	6	10	3.5-9	2.0-7
6	Buckley,Matt	4	4	6	10	.	.	.	1
2Z	Duwe, Brad	5	5	4	9	2.0-5	.	1-0	2	.	.	1	.	.
2T	Temple,Derek	5	6	3	9	.	.	1-27
39	Cox, Danny	2	1	3	4
35	Knuth, Kolby	4	4	.	4	1.0-8	1.0-8
48	Underwood, Nick	4	.	4	4	0.5-1
4	Morse,Trey	5	1	1	2
5	James,T.J.	5	.	1	1
55	O'Connell, Padd	1	.	1	1
46	Hannoon, Naser	3	.	1	1	0.5-2	0.5-2	1	.
1	Hudson,Michael	4	1	.	1
16	Marshall, Kevin	5	1	.	1
3	Orlando,Joey	5	1	.	1
Total		5	177	220	397	36-152	16-88	6-54	13	4	4-0	3	2	.
Opponents		5	205	194	399	26-107	8-72	4-43	21	11	5-0	5	1	1

2012 Drake University Football Drake Team Game-by-Game (as of Sep 30, 2012) All games

TEAM STATISTICS

Date	Opponent	Rushing				Receiving				Passing				Kick Returns			Punt Returns				tot off			
		no.	yds	td	lg	no.	yds	td	lg	cmp	att	int	yds	td	lg	no.	yds	td	lg	no.		yds	td	lg
Aug 30	GRAND VIEW	37	154	1	22	25	271	2	44	25	41	1	271	2	44	1	42	0	42	5	58	1	35	425
Sep 08	MONTANA STATE	34	59	2	30	25	311	1	39	25	43	0	311	1	39	5	81	0	24	2	2	0	2	370
Sep 15	at Indiana State	26	43	0	12	31	329	1	41	31	53	1	329	1	41	3	61	0	24	1	0	0	0	372
Sep 22	MOREHEAD STATE	34	135	1	20	29	268	3	27	29	42	1	268	3	27	3	23	0	10	4	43	0	36	403
Sep 29	at Campbell	45	198	3	18	24	283	1	25	24	39	1	283	1	25	2	89	0	54	4	18	0	7	481
Opponents		176	589	7	30	134	1462	8	44	134	218	4	1462	8	44	14	296	0	54	16	121	1	36	2051
		209	917	9	64	82	794	4	57	82	138	6	794	4	57	20	409	0	30	4	25	0	22	1711

Games played: 5
 Avg per rush: 3.3
 Avg per catch: 10.9
 Pass efficiency: 126.24
 Kick ret avg: 21.1
 Punt ret avg: 7.6
 All purpose avg/game: 504.4
 Total offense avg/gm: 410.2

Date	Opponent	Tackles				Sacks no-yds	Fumble		Pass Defense			Blkd kick	PAT Attempts			saf	pts
		ua	a	total	tfl-yds		ff	fr-yds	int-yds	qbh	brup		kick	rush	rcv		
Aug 30	GRAND VIEW	44	34	78	13.0-57	9.0-46	0	0-0	0-0	0	2	2	2-3	0	1	0	28
Sep 08	MONTANA STATE	43	38	81	10.0-22	3.0-11	1	1-0	2-9	0	2	0	3-3	0	0	0	24
Sep 15	at Indiana State	27	58	85	6.0-22	1.0-10	1	1-0	1-18	0	1	0	1-1	0	0	0	10
Sep 22	MOREHEAD STATE	42	40	82	2.0-11	1.0-10	1	2-0	1-0	1	1	0	4-4	0	0	0	28
Sep 29	at Campbell	21	50	71	5.0-40	2.0-11	0	0-0	2-27	3	7	0	5-5	0	0	0	35
Opponents		177	220	397	36.0-152	16.0-88	3	4-0	6-54	4	13	2	15-16	0	1	0	125
		205	194	399	26.0-107	8.0-72	5	5-0	4-43	11	21	1	10-12	0	1	1	101

Date	Opponent	Punting							Field Goals			Kickoffs						
		no.	yds	avg	long	blkd	tb	fc	50+	i20	md-att	long	blkd	no.	yds	avg	tb	ob
Aug 30	GRAND VIEW	4	124	31.0	34	0	0	0	0	0	0-1	0	1	6	350	58.3	0	0
Sep 08	MONTANA STATE	6	221	36.8	40	0	0	2	0	2	1-1	27	0	5	284	56.8	0	0
Sep 15	at Indiana State	4	133	33.2	41	0	0	2	0	0	1-2	22	0	3	188	62.7	0	0
Sep 22	MOREHEAD STATE	5	159	31.8	40	0	1	0	0	2	0-2	0	0	5	215	43.0	0	1
Sep 29	at Campbell	2	65	32.5	33	0	0	1	0	1	0-2	0	0	5	278	55.6	1	0
Opponents		21	702	33.4	41	0	1	5	0	5	2-8	27	1	24	1315	54.8	1	1
		29	1182	40.8	58	1	1	5	5	11	3-5	35	1	20	1133	56.7	4	0

2012 Drake University Football Drake Opponent Game-by-Game (as of Sep 30, 2012) All games

OPPONENT STATISTICS

Date	Opponent	Rushing				Receiving				Passing				Kick Returns				Punt Returns				tot off
		no.	yds	td	lg	no.	yds	td	lg	cmp-att-int	yds	td	lg	no.	yds	td	lg	no.	yds	td	lg	
Aug 30	GRAND VIEW	42	88	1	20	19	153	0	29	19-34-0	153	0	29	6	140	0	28	0	0	0	0	241
Sep 08	MONTANA STATE	44	168	4	30	22	206	1	21	22-34-2	206	1	21	5	108	0	28	4	25	0	22	374
Sep 15	at Indiana State	50	368	2	64	7	94	1	22	7-14-1	94	1	22	3	61	0	30	0	0	0	0	462
Sep 22	MOREHEAD STATE	44	236	2	27	21	172	1	26	21-28-1	172	1	26	2	28	0	14	0	0	0	0	408
Sep 29	at Campbell	29	57	0	14	13	169	1	57	13-28-2	169	1	57	4	72	0	30	0	0	0	0	226
Drake		209	917	9	64	82	794	4	57	82-138-6	794	4	57	20	409	0	30	4	25	0	22	1711
Drake		176	589	7	30	134	1462	8	44	134-218-4	1462	8	44	14	296	0	54	16	121	1	36	2051

Games played: 5
 Avg per rush: 4.4
 Avg per catch: 9.7
 Pass efficiency: 108.62
 Kick ret avg: 20.5
 Punt ret avg: 6.2
 All purpose avg/game: 437.6
 Total offense avg/gm: 342.2

Date	Opponent	Tackles				Sacks no-yds	Fumble		Pass Defense			Blkd kick	PAT Attempts				saf	pts
		ua	a	total	tfl-yds		ff	fr-yds	int-yds	qbh	brup		kick	rush	rcv			
Aug 30	GRAND VIEW	43	28	71	7.0-35	2.0-26	1	2-0	1-11	0	2	1	0-1	0	0	1	8	
Sep 08	MONTANA STATE	45	28	73	7.0-24	3.0-18	1	1-0	0-0	0	3	0	4-5	0	0	0	34	
Sep 15	at Indiana State	33	52	85	6.0-32	2.0-20	1	0-0	1-0	7	7	0	3-3	0	0	0	27	
Sep 22	MOREHEAD STATE	44	30	74	4.0-7	0.0-0	1	1-0	1-32	1	3	0	2-2	0	1	0	25	
Sep 29	at Campbell	40	56	96	2.0-9	1.0-8	1	1-0	1-0	3	6	0	1-1	0	0	0	7	
Drake		205	194	399	26.0-107	8.0-72	5	5-0	4-43	11	21	1	10-12	0	1	1	101	
Drake		177	220	397	36.0-152	16.0-88	3	4-0	6-54	4	13	2	15-16	0	1	0	125	

Date	Opponent	Punting							Field Goals			Kickoffs						
		no.	yds	avg	long	blkd	tb	fc	50+	i20	md-att	long	blkd	no.	yds	avg	tb	ob
Aug 30	GRAND VIEW	9	332	36.9	52	1	1	3	1	3	0-1	0	1	2	125	62.5	1	0
Sep 08	MONTANA STATE	5	201	40.2	50	0	0	1	1	2	0-0	0	0	6	370	61.7	1	0
Sep 15	at Indiana State	3	152	50.7	56	0	0	1	2	1	2-3	35	0	5	319	63.8	2	0
Sep 22	MOREHEAD STATE	5	202	40.4	58	0	0	0	1	3	1-1	21	0	5	196	39.2	0	0
Sep 29	at Campbell	7	295	42.1	46	0	0	0	0	2	0-0	0	0	2	123	61.5	0	0
Drake		29	1182	40.8	58	1	1	5	5	11	3-5	35	1	20	1133	56.7	4	0
Drake		21	702	33.4	41	0	1	5	0	5	2-8	27	1	24	1315	54.8	1	1

**2012 Drake University Football
Drake Game Superlatives (as of Sep 30, 2012)
All games**

INDIVIDUAL GAME HIGHS

Rushes	28	Scott, Gary vs Morehead State (Sep 22, 2012)
Yards Rushing	119	Scott, Gary vs Morehead State (Sep 22, 2012)
TD Rushes	1	Scott, Gary vs Grand View (Aug 30, 2012)
	1	Piatkowski, Mik vs Montana State (Sep 08, 2012)
	1	James, T.J. vs Montana State (Sep 08, 2012)
	1	Scott, Gary vs Morehead State (Sep 22, 2012)
	1	Piatkowski, Mik at Campbell (Sep 29, 2012)
	1	James, T.J. at Campbell (Sep 29, 2012)
	1	Scott, Gary at Campbell (Sep 29, 2012)
Long Rush	30	Hudson, Michael vs Montana State (Sep 08, 2012)
Pass attempts	53	Piatkowski, Mik at Indiana State (Sep 15, 2012)
Pass completions	31	Piatkowski, Mik at Indiana State (Sep 15, 2012)
Yards Passing	329	Piatkowski, Mik at Indiana State (Sep 15, 2012)
TD Passes	3	Piatkowski, Mik vs Morehead State (Sep 22, 2012)
Long Pass	44	Piatkowski, Mik vs Grand View (Aug 30, 2012)
Receptions	11	Marshall, Kevin vs Montana State (Sep 08, 2012)
Yards Receiving	100	Marshall, Kevin vs Montana State (Sep 08, 2012)
TD Receptions	1	Rosa, Nick vs Grand View (Aug 30, 2012)
	1	Hohenstein, Dan vs Grand View (Aug 30, 2012)
	1	Hudson, Michael vs Montana State (Sep 08, 2012)
	1	Rosa, Nick at Indiana State (Sep 15, 2012)
	1	Orlando, Joey vs Morehead State (Sep 22, 2012)
	1	Teague, J.T. vs Morehead State (Sep 22, 2012)
	1	Rosa, Nick vs Morehead State (Sep 22, 2012)
	1	Rosa, Nick at Campbell (Sep 29, 2012)
Long Reception	44	Rosa, Nick vs Grand View (Aug 30, 2012)
Field Goals	1	Lee, Spencer vs Montana State (Sep 08, 2012)
	1	Lee, Spencer at Indiana State (Sep 15, 2012)
Long Field Goal	27	Lee, Spencer vs Montana State (Sep 08, 2012)
Punts	6	Stein, Jeremy vs Montana State (Sep 08, 2012)
Punting Avg	36.8	Stein, Jeremy vs Montana State (Sep 08, 2012)
Long Punt	41	Stein, Jeremy at Indiana State (Sep 15, 2012)
Punts inside 20	2	Stein, Jeremy vs Montana State (Sep 08, 2012)
Long Punt Return	36	Ormseth, Drew vs Morehead State (Sep 22, 2012)
Long Kickoff Return	54	James, T.J. at Campbell (Sep 29, 2012)
Tackles	16	Hugunin, John vs Morehead State (Sep 22, 2012)
Sacks	3.0	Moorehead, Tyle vs Grand View (Aug 30, 2012)
Tackles For Loss	4.0	Acree, Matt vs Grand View (Aug 30, 2012)
Interceptions	1	Ormseth, Drew vs Montana State (Sep 08, 2012)
	1	Ratelle, Mike vs Montana State (Sep 08, 2012)
	1	Ormseth, Drew at Indiana State (Sep 15, 2012)
	1	Moorehead, Tyle vs Morehead State (Sep 22, 2012)
	1	Temple, Derek at Campbell (Sep 29, 2012)
	1	Duwe, Brad at Campbell (Sep 29, 2012)

**2012 Drake University Football
Drake Game Superlatives (as of Sep 30, 2012)
All games**

TEAM GAME HIGHS

Rushes	45	at Campbell (Sep 29, 2012)
Yards Rushing	198	at Campbell (Sep 29, 2012)
Yards Per Rush	4.4	at Campbell (Sep 29, 2012)
TD Rushes	3	at Campbell (Sep 29, 2012)
Pass attempts	53	at Indiana State (Sep 15, 2012)
Pass completions	31	at Indiana State (Sep 15, 2012)
Yards Passing	329	at Indiana State (Sep 15, 2012)
Yards Per Pass	7.3	at Campbell (Sep 29, 2012)
TD Passes	3	vs Morehead State (Sep 22, 2012)
Total Plays	84	at Campbell (Sep 29, 2012)
Total Offense	481	at Campbell (Sep 29, 2012)
Yards Per Play	5.7	at Campbell (Sep 29, 2012)
Points	35	at Campbell (Sep 29, 2012)
Sacks By	9	vs Grand View (Aug 30, 2012)
First Downs	32	at Campbell (Sep 29, 2012)
Penalties	7	vs Grand View (Aug 30, 2012)
Penalty Yards	65	vs Grand View (Aug 30, 2012)
Turnovers	3	vs Grand View (Aug 30, 2012)
Interceptions By	2	vs Montana State (Sep 08, 2012)
	2	at Campbell (Sep 29, 2012)
Punts	6	vs Montana State (Sep 08, 2012)
Punting Avg	36.8	vs Montana State (Sep 08, 2012)
Long Punt	41	at Indiana State (Sep 15, 2012)
Punts inside 20	2	vs Montana State (Sep 08, 2012)
	2	vs Morehead State (Sep 22, 2012)
Long Punt Return	36	vs Morehead State (Sep 22, 2012)

**2012 Drake University Football
Drake Game Superlatives (as of Sep 30, 2012)
All games**

OPPONENT INDIVIDUAL GAME HIGHS

Rushes	33	Bell, Shakir, at Indiana State (Sep 15, 2012)
Yards Rushing	349	Bell, Shakir, at Indiana State (Sep 15, 2012)
TD Rushes	2	Bell, Shakir, at Indiana State (Sep 15, 2012)
Long Rush	64	Bell, Shakir, at Indiana State (Sep 15, 2012)
Pass attempts	34	D. Ballentine, vs Grand View (Aug 30, 2012)
	34	DeNarius McGhee, vs Montana State (Sep 08, 2012)
Pass completions	22	DeNarius McGhee, vs Montana State (Sep 08, 2012)
Yards Passing	206	DeNarius McGhee, vs Montana State (Sep 08, 2012)
TD Passes	1	DeNarius McGhee, vs Montana State (Sep 08, 2012)
	1	Perish, Mike, at Indiana State (Sep 15, 2012)
	1	LEWIS, Zach, vs Morehead State (Sep 22, 2012)
	1	WOLF, Dakota, at Campbell (Sep 29, 2012)
Long Pass	57	WOLF, Dakota, at Campbell (Sep 29, 2012)
Receptions	7	SAWYER, Donte, vs Morehead State (Sep 22, 2012)
Yards Receiving	95	ARTIS, A.J., at Campbell (Sep 29, 2012)
TD Receptions	1	Tanner Bleskin, vs Montana State (Sep 08, 2012)
	1	Lawshe, Demory, at Indiana State (Sep 15, 2012)
	1	SAWYER, Donte, vs Morehead State (Sep 22, 2012)
	1	ARTIS, A.J., at Campbell (Sep 29, 2012)
Long Reception	57	ARTIS, A.J., at Campbell (Sep 29, 2012)
Field Goals	2	Fritschle, Tann, at Indiana State (Sep 15, 2012)
Long Field Goal	35	Fritschle, Tann, at Indiana State (Sep 15, 2012)
Punts	8	Zach Antle, vs Grand View (Aug 30, 2012)
Punting Avg	50.7	Hileman, Lucas, at Indiana State (Sep 15, 2012)
Long Punt	58	DUZAN, Rainer, vs Morehead State (Sep 22, 2012)
Punts inside 20	3	Zach Antle, vs Grand View (Aug 30, 2012)
	3	DUZAN, Rainer, vs Morehead State (Sep 22, 2012)
Long Punt Return	22	Shawn Johnson, vs Montana State (Sep 08, 2012)
Long Kickoff Return	30	Riley, Tanner, at Indiana State (Sep 15, 2012)
	30	CHANDLER, B., at Campbell (Sep 29, 2012)
Tackles	14	Dudley Bickham, vs Grand View (Aug 30, 2012)
	14	Washington, Jac, at Indiana State (Sep 15, 2012)
	14	Archie, Aaron, at Indiana State (Sep 15, 2012)
Sacks	1.0	Dudley Bickham, vs Grand View (Aug 30, 2012)
	1.0	Jon Higgins, vs Grand View (Aug 30, 2012)
	1.0	Preston Gale, vs Montana State (Sep 08, 2012)
	1.0	C. Schreiber, vs Montana State (Sep 08, 2012)
	1.0	Craig Ashworth, vs Montana State (Sep 08, 2012)
	1.0	Bashir, Zakee, at Indiana State (Sep 15, 2012)
	1.0	Underwood, Conn, at Indiana State (Sep 15, 2012)
	1.0	YOUNG, Dustin, at Campbell (Sep 29, 2012)
Tackles For Loss	3.0	Dudley Bickham, vs Grand View (Aug 30, 2012)
	3.0	Underwood, Conn, at Indiana State (Sep 15, 2012)
Interceptions	1	Dudley Bickham, vs Grand View (Aug 30, 2012)
	1	Towalid, Johnny, at Indiana State (Sep 15, 2012)

**2012 Drake University Football
Drake Game Superlatives (as of Sep 30, 2012)
All games**

OPPONENT TEAM GAME HIGHS

Rushes	50	at Indiana State (Sep 15, 2012)
Yards Rushing	368	at Indiana State (Sep 15, 2012)
Yards Per Rush	7.4	at Indiana State (Sep 15, 2012)
TD Rushes	4	vs Montana State (Sep 08, 2012)
Pass attempts	34	vs Grand View (Aug 30, 2012)
	34	vs Montana State (Sep 08, 2012)
Pass completions	22	vs Montana State (Sep 08, 2012)
Yards Passing	206	vs Montana State (Sep 08, 2012)
Yards Per Pass	6.7	at Indiana State (Sep 15, 2012)
TD Passes	1	vs Montana State (Sep 08, 2012)
	1	at Indiana State (Sep 15, 2012)
	1	vs Morehead State (Sep 22, 2012)
	1	at Campbell (Sep 29, 2012)
Total Plays	78	vs Montana State (Sep 08, 2012)
Total Offense	462	at Indiana State (Sep 15, 2012)
Yards Per Play	7.2	at Indiana State (Sep 15, 2012)
Points	34	vs Montana State (Sep 08, 2012)
Sacks By	3	vs Montana State (Sep 08, 2012)
First Downs	21	at Indiana State (Sep 15, 2012)
	21	vs Morehead State (Sep 22, 2012)
Penalties	12	vs Morehead State (Sep 22, 2012)
Penalty Yards	118	vs Morehead State (Sep 22, 2012)
Turnovers	3	vs Montana State (Sep 08, 2012)
	3	vs Morehead State (Sep 22, 2012)
Interceptions By	1	vs Grand View (Aug 30, 2012)
	1	at Indiana State (Sep 15, 2012)
	1	vs Morehead State (Sep 22, 2012)
	1	at Campbell (Sep 29, 2012)
Punts	9	vs Grand View (Aug 30, 2012)
Punting Avg	50.7	at Indiana State (Sep 15, 2012)
Long Punt	58	vs Morehead State (Sep 22, 2012)
Punts inside 20	3	vs Grand View (Aug 30, 2012)
	3	vs Morehead State (Sep 22, 2012)
Long Punt Return	22	vs Montana State (Sep 08, 2012)