



2023 UTAH TECH FOOTBALL

Game #5 - at Colorado State

Saturday, September 30, 2023 - 5 p.m. (MDT)

Canvas Stadium (36,500); Fort Collins, Colo.

TV/Stream: None/Mountain West Network

Radio: The Fan Sports Network (99.5 FM)

2023 SCHEDULE



at #3/3 Montana State L, 20-63
Saturday, Sept. 2 | 6 p.m. (MT)
Bobcat Stadium
Bozeman, Mont.



#13/13 MONTANA L, 13-43
Saturday, Sept. 9 | 7 p.m.
Greater Zion Stadium
St. George, Utah



at Northern Arizona W, 50-36
Saturday, Sept. 16 | 2 p.m. (MDT)
Walkup Skydome
Flagstaff, Ariz.



at Missouri State L, 14-59
Saturday, Sept. 23 | 2 p.m. (CT)
Robert W. Plaster Stadium
Springfield, Mo.



at Colorado State
Saturday, Sept. 30 | 5 p.m. (MT)
Canvas Stadium
Fort Collins, Colo.



STEPHEN F. AUSTIN
Saturday, Oct. 7 | 7 p.m.
Greater Zion Stadium
St. George, Utah



at North Alabama
Saturday, Oct. 21 | 6 p.m. (CT)
Braly Stadium
Florence, Ala.



EASTERN KENTUCKY
Saturday, Oct. 28 | 6 p.m.
Greater Zion Stadium
St. George, Utah (Homecoming)



at Abilene Christian
Saturday, Nov. 4 | 2 p.m. (CT)
Wildcat Stadium
Abilene, Texas



at Austin Peay
Saturday, Nov. 11 | 1 p.m. (CT)
Fortera Stadium
Clarksville, Tenn.



SOUTHERN UTAH
Saturday, Nov. 18 | 7 p.m.
Greater Zion Stadium
St. George, Utah



UTAH TECH TRAILBLAZERS (1-3/0-0 UAC)

Rank: AFCA FCS: NR | Stats Perform FCS: NR

Head Coach: Paul Peterson

Alma Mater: Boston College (2005)

UT Record: 16-26 (5th season)

Career Record: 34-30 (6 seasons)

vs. Colorado State: 0-0

Current Streak: L1

2023 At Home: 0-1

2023 On Road: 1-2



COLORADO STATE RAMS (1-2/0-0 MWC)

Rank: AP: NR | USA TODAY: NR

Head Coach: Jay Norvell

Alma Mater: Iowa (19886)

CSU Record: 4-11 (2nd season)

Career Record: 37-37 (7th season)

vs. Utah Tech: 0-0

Current Streak: W1

2023 At Home: 0-1

2023 On Road: 1-1

FOR STARTERS

• Utah Tech wraps up its three-game road swing, and its 2023 non-conference slate, this Saturday night against FBS opponent and Mountain West Conference member Colorado State.

• Saturday's game will be the first-ever meeting between the Trailblazers and Rams on the gridiron.

• Utah Tech returns to the "Centennial State" for the first time since becoming a D-I FCS program in 2020. Prior to making the jump to the FCS level, the Trailblazer program was a member of the D-II Rocky Mountain Athletic Conference for four seasons from 2016-19.

• Utah Tech is 20-20 all-time vs. teams from Colorado, and is 7-11 as the road team.

• Saturday's game at Colorado State will mark the third time Utah Tech has faced an NCAA D-I Football Bowl Subdivision (FBS) opponent since beginning its D-I transition.

• UT squared off against then-FBS independent New Mexico State in the 2021 spring season in El Paso, Texas (Sun Bowl), in a game that the Blazers actually led 14-10 at the half before the Aggies rallied for a 36-29 victory (3/7/21).

• In addition, Utah Tech played at in-state foe BYU to close out the 2022 season (11/19/22). The Trailblazers also led for most of the first half against the homestanding Cougars, but their upset bid was quelled in the second half as BYU pulled away for a 52-26 win.

• Utah Tech enters Saturday night's game looking to rebound from a lopsided 59-14 road loss at Missouri State last Saturday afternoon in Springfield.

INSIDE THE NUMBERS

3

Colorado State is the third D-I FBS opponent Utah Tech has ever faced.

7

Utah Tech's defense has forced seven turnovers (4 fum/3 INT) in the last two games.

11

Utah Tech has now had 11 different players catch at least one pass this season.

222

Junior punter Andy Day punted five times for 222 yards (44.4 ypp) at Missouri State last Saturday.



2023 UTAH TECH FOOTBALL

GAME WEEK/GAME DAY INFO

Sunday	Monday	Tuesday	Wednesday	Thursday	Friday	Saturday
No availability All student-athlete requests for Tuesday's Zoom press conference, or on Tuesday or Wednesday, must be submitted to steve.johnson@utahtech.edu by 12 noon (MT) on Sundays.	No availability	Weekly Zoom PC Head Coach Paul Peterson at 10 a.m. Student-athletes may also be available for the Zoom PC (depending on class schedule), or later in the day upon request. The Paul Peterson Coaches Show will broadcast live on The Fan Sports Radio Network Southern Utah, and streamed live on Trailblazer SportsVision (UT YouTube channel) from 6-6:30 p.m.	Limited availability Student-athletes may be available upon request (depending on class schedule).	No availability	No availability	GAME DAY Utah Tech at Colorado State Utah Tech locker room is closed. Coaches and student-athletes will either be brought to the CSU media area for a press conference, or may available on the field. Head Coach Paul Peterson will be available briefly before post-game radio appearance, or immediately after radio.



Radio: The Fan Sports Network Southern Utah 99.5 FM (**Rod Zundel**, P-B-P)

TV: None

Stream: Mountain West Network (CSU produced broadcast)



Radio: KUAD 99.1 FM/CSU Sports Network (**Brian Roth** P-B-P; **Ricky Brewer**, analyst; **Marty Cesario**, sidelines)

TV: None

Stream: Mountain West Network (**Kevin McGlue** P-B-P; **Mark Driscoll**, analyst)



GAME #5

COLORADO STATE

Sept. 30, Canvas Stadium
Fort Collins, Colo. / 5 p.m. (MT)

General Information

Location: Fort Collins, Colo.
Enrollment: 33,455
President: Dr. Amy Parsons
Athletics Director: Joe Parker
Nickname: Rams
Colors: Green and Gold
Stadium: Canvas Stadium (36,500)
Playing Surface: FieldTurf
Affiliation: NCAA Division I-FBS
Conference: Mountain West

Head Coach Information

Head Coach: Jay Norvell
Alma Mater: Iowa (1986)
Record at CSU: 4-11 (2nd year)
Career Record: 37-37 (7th year)

Team Information

2022 Record: 3-9 (3-5/5th MWC MTND)
Lettermen Returning: 31
Starters Returning: 0 - 5/D - 8
Final National Rankings: N/A

Media Information

Football SID: Kyle Neaves
E-Mail: kyle.neaves@colostate.edu
Office Phone: 970-491-1038
Website: CSURams.com

2023 Schedule

Sept. 2 WASHINGTON STATE L, 24-50
 Sept. 9 BYE
 Sept. 16 at #18/21 Colorado L, 35-43 (2OT)
 Sept. 23 at Middle Tennessee W, 31-23
Sept. 30 UTAH TECH
 Oct. 7 at Utah State
 Oct. 14 BOISE STATE
 Oct. 21 at UNLV
 Oct. 28 AIR FORCE
 Nov. 3 at Wyoming
 Nov. 11 SAN DIEGO STATE
 Nov. 18 NEVADA
 Nov. 24 at Hawai'i

2022 Results

Sept. 3 at Michigan L, 7-51
 Sept. 10 MIDDLE TENNESSEE L, 19-34
 Sept. 17 at Washington State L, 7-38
 Sept. 24 SACRAMENTO STATE L, 10-41
 Oct. 7 at Nevada W, 17-14
 Oct. 15 UTAH STATE L, 13-17
 Oct. 22 HAWAII W, 17-13
 Oct. 29 at Boise State L, 10-49
 Nov. 5 at San Jose State L, 16-28
 Nov. 12 WYOMING L, 13-14
 Nov. 19 at Air Force L, 12-24
 Nov. 25 NEW MEXICO W, 17-0

UTAH TECH vs. COLORADO STATE 2023 BY THE NUMBERS



CATEGORY

Overall	1-3/0-0 UAC	1-2/0-0 MWC
Scoring Offense	24.3	30.0
Scoring Defense	50.3	38.7
First Downs	68	60
Rushing Offense	87.8	57.3
Rushing Defense	259.8	103.7
Passing Offense	252.3	354.0
Passing Defense	277.3	364.3
Total Offense	340.0	411.3
Total Defense	537.0	468.0
Kickoff Returns	20.0	29.4
Punt Returns	0.0	8.3
Penalty Yards	60.0	104.0
Net Punting	34.3	43.0
Time of Possession	26:27	27:10
Third Down Conversion	22-58 (.379)	23-49 (.469)
Fourth Down Conversion	2-5 (.400)	2-5 (.400)
Sacks by - Yards	6-31	10-71
Sacks Allowed	6-48	5-25
Red Zone Conversion	10-11 (.909)	7-10 (.700)
Opponent RZ Conversion	16-18 (.889)	12-14 (.857)



2023 UTAH TECH FOOTBALL

UTAH TECH QUICK FACTS AND INFO

QUICK FACTS

UNIVERSITY INFORMATION

Location.....St. George, Utah
 Founded 1911 (Four-Year 2000)
 Enrollment 12,566 (2022 Fall)
 Nickname..... Trailblazers
 Mascot Brooks the Bison
 School Colors Red, Navy Blue & White
 Affiliation..... NCAA Division I FCS (4th year of transition)
 Conference..... United Athletic Conference (1st year)
 Venue..... Greater Zion Stadium (10,000)
 Playing Surface..... FieldTurf
 President..... Dr. Richard B. Williams
 Athletics Director..... Ken Beazer
 Senior Associate AD/SWAMaureen Eckroth
 Website.....www.UtahTechTrailblazers.com

2023 TEAM INFORMATION

2022 Fall Overall Record.....4-7
 2022 Conference Record/Finish 2-2 (3rd)
 Lettermen Returning47
 Lettermen Lost.....37
 Offensive Starters R/L.....5/9
 Defensive Starters R/L7/5
 Specialists R/L.....3/4

PROGRAM HISTORY

First Year of NCAA Play2006
 First Year of NCAA D-I FCS Play2021 Spring
 All-Time FCS Record..... 8-23 (.258)
 All-Time Four-Year Record 60-123 (.329)
 Conference Titles0

MEDIA RELATIONS

Assoc. AD - Media Relations/FB SID Steve Johnson
 Office Phone435-652-7524
 Cell Phone435-668-3938
 Email steve.johnson@utahtech.edu
 Sports Information Coordinator.....Matt Brooks
 Office Phone435-879-4288
 Cell Phone971-271-2633
 Emailmatt.brooks1@utahtech.edu
 SID Mailing Address.....225 South University Avenue
 St. George, UT 84770

2022 RESULTS

DATE	OPPONENT	SCORE	ATT.
Sept. 3	at Sacramento State	L, 33-56	10,257
Sept. 10	CHADRON STATE	W, 56-10	4,169
Sept. 17	at Weber State	L, 14-44	9,035
Sept. 24	at Southern Utah*	L, 17-31	8,069
Oct. 1	ABILENE CHRISTIAN*	L, 10-26	3,718
Oct. 15	at Northern Iowa	L, 14-41	6,942
Oct. 22	SAM HOUSTON	L, 13-18	2,719
Oct. 29	at Stephen F. Austin*	W, 47-44	7,156
Nov. 5	SOUTHERN UTAH	W, 48-36	6,903
Nov. 12	TARLETON*	W, 34-28	2,259
Nov. 19	at BYU	L, 26-52	56,059

Home games in CAPS and played at Greater Zion Stadium
 * - Western Athletic Conference game

2023 COACHING/SUPPORT STAFF

Head Coach..... Paul Peterson (5th Year; 16-26 at UT/34-30 overall)
 Alma Mater Boston College, 2006
 Co-Offensive Coordinator/Offensive Line.....John Hughes (5th Year)
 Alma MaterHumboldt State, 2012
 Co-Offensive Coordinator/Wide Receivers... Peter Tuitupou (5th Year)
 Alma Mater San Jose State, 2012
 Co-Defensive Coordinator/SafetiesShane Hunter (2nd Year)
 Alma Mater Brigham Young, 2011
 Co-Defensive Coordinator/Linebackers Misi Tupe (5th Year)
 Alma Mater Texas A&M, 2008
 Running Backs Coach/Recruiting Coord.Jamison Clark (3rd Year)
 Alma Mater BYU, 2021
 Defensive Line Coach James Cowser (1st Year)
 Alma Mater Southern Utah, 2015
 Defensive Pass Game Coord./CB/Special TeamsJ.B. Hall Jr. (1st Year)
 Alma MaterAdams State, 2012
 Passing Game Coord/QB Coach.....Billy Ray Stutzmann (2nd Year)
 Alma MaterHawai'i, 2013
 Inside Wide Receivers Coach.....Kolney Cassel (1st Year)
 Alma MaterSacramento State, 2017
 Assistant Coach/OL Caden Coulson (1st Year)
 Alma Mater Missouri Southern State, 2023
 Defensive Assistant Coach Brady Daigh (1st Year)
 Alma Mater Colorado, 2015
 Strength & Conditioning CoachCraig Timmons (8th Year)
 Alma Mater Buffalo, 2007
 Athletic Trainer Josh Fullmer (4th Year)
 Alma Mater Weber State, 2003
 Director of Football OperationsCarissa Martinez (3rd Year)
 Alma Mater Utah Tech, 2019
 Video CoordinatorBen Cox (3rd Year)
 Alma Mater Utah Tech, 2021
 Equipment ManagerSheldon Prout (3rd Year)
 Alma Mater Utah Tech, 2024

2023 RETURNING STAT LEADERS

RUSHING	ATT	YDS	AVG	TD
Boone Abbott	14	51	3.6	0

PASSING	ATT	COMP	PCT	YDS	TD	INT
Kobe Tracy	170	88	.518	1,244	9	3

RECEIVING	REC	YDS	AVG	TD
Rickie Johnson	40	697	17.4	6
Damani Wilks	13	144	11.1	0
Michael Moten	11	98	8.9	1

KICK RETURNS	NO	YDS	AVG	LONG
Devyn Perkins	2	50	25.0	34

SCORING	TD	PAT	FG	PTS
Connor Brooksby	0	36	14	78
Rickie Johnson	6	0	0	36

TACKLES	UT	AT	TT	TFL	SACKS
Will Leota	40	44	84	4.5	0.0
Jordan Scott	33	21	54	3.5	0.0
Syrus Webster	22	20	42	10.0	5.5

INTERCEPTIONS	NO	YDS	TD
Will Leota	1	1	0
Jayden Sheridan	1	27	0



2023 UTAH TECH FOOTBALL

UTAH TECH GAME NOTES - at Colorado State

	Conf	Pct	GB	Overall	Pct	Strk
Tarleton	1-0	1.000	---	3-1	.750	W1
Austin Peay	1-0	1.000	---	2-2	.500	W3
# 20 Central Arkansas	1-0	1.000	---	2-2	.500	W1
Eastern Kentucky	0-0	.000	0.5	1-3	.250	W1
Southern Utah	0-0	.000	0.5	1-3	.250	W1
Utah Tech	0-0	.000	0.5	1-3	.250	L1
Abilene Christian	0-1	.000	1.0	2-2	.500	L2
Stephen F. Austin	0-1	.000	1.0	2-2	.500	L1
North Alabama	0-1	.000	1.0	2-3	.400	L1

LATEST UAC RESULTS/UPCOMING GAMES

Saturday, September 23 (Week #4)

Missouri State 59, UTAH TECH 14

Central Arkansas 52, Abilene Christian 17*
Austin Peay 22, Stephen F. Austin 20*
SOUTHERN UTAH 37, Western Illinois 17
TARLETON 27, Southwest Baptist 13
UT Martin 37, NORTH ALABAMA 21
EASTERN KENTUCKY 41, No. 13/15 Southeast Missouri State 38

Saturday, September 30 (Week #5)

UTAH TECH at Colorado State

No. 25 Central Arkansas at Southern Utah*
Eastern Kentucky at North Alabama*
Lindenwood at AUSTIN PEAY
Southeastern Louisiana at TARLETON
STEPHEN F. AUSTIN at Texas A&M-Commerce
ABILENE CHRISTIAN at North Texas

* - Denotes UAC Game

2023 UAC Preseason Football Coaches Poll

Rank	Team (1st Place Votes)	Points
1.	Eastern Kentucky (2)	71
2.	Central Arkansas (5)	69
3.	Austin Peay (1)	57
4.	Stephen F. Austin	54
5.	Abilene Christian	52
6.	Tarleton	37
7.	UTAH TECH (1)	25
7.	Southern Utah	25
9.	North Alabama	15

2023 Preseason Offensive Player of the Year:

Parker McKinney, QB, Eastern Kentucky

2023 Preseason Defensive Player of the Year:

SYRUS WEBSTER, DL, UTAH TECH

2023 Preseason All-UAC Offense

QB - Parker McKinney, Eastern Kentucky
RB - Darius Hale, Central Arkansas
RB - ShunDerrick Powell, Central Arkansas
RB - Derrel Kelley III, Tarleton
WR - Takairree Kenebrew, North Alabama
WR - Darius Cooper, Tarleton
WR - RICKIE JOHNSON, UTAH TECH
TE - Noah Caldwell, Abilene Christian
TE - Jordon Goco, Austin Peay
TE - Chad Aune, Stephen F. Austin
OL - Reese Moore, Abilene Christian
OL - Chandler Kirtan, Austin Peay
OL - Payton Collins, Eastern Kentucky
OL - Josiah Ezirim, Eastern Kentucky
OL - Keegan Holm, Stephen F. Austin
C - Lyle Santos, Southern Utah

2023 Preseason All-UAC Defense

DL - David Walker, Central Arkansas
DL - Logan Jessup, Central Arkansas
DL - Ryan Jackson, Eastern Kentucky
DL - SYRUS WEBSTER, UTAH TECH
LB - Tyler Long, Austin Peay
LB - Qua' Shawn Washington, Tarleton
LB - WILL LEOTA, UTAH TECH
DB - Kory Chapman, Austin Peay
DB - TaMuarion Wilson, Central Arkansas
DB - Franky West, Eastern Kentucky
DB - Jeremiah Walker, Stephen F. Austin

2023 Preseason All-UAC Special Teams

K - Chris Campos, Stephen F. Austin
P - Chandler Caughron, Central Arkansas
LS - Dustin Inness, Abilene Christian
RET - Jarrod Barnes, Central Arkansas

LIVE STATS/AUDIO/STREAM INFO:

Live stats and audio/video streaming information for this Saturday night's game at Colorado State can be found online at utahtechtrailblazers.com.

UTAH TECH ON THE AIR: All Utah

Tech home and away games this season are broadcast live on **The Fan Sports Network** (99.5/95.3 FM in St. George; 93.1 FM/1400 AM in Cedar City; www.thefansportsnetwork.com).

The "Voice of the Trailblazers" **Rod Zundel** is in his second season calling the play-by-play action.

Utah Tech has also debuted a new 60-minute comprehensive pregame show, and 30-minute post-game show, both of which will air live on the **The Fan Sports Network** and streamed live on YouTube on the newly created **Trailblazer SportsVision** (youtube.com/TrailblazerAthletics).

Along with complete Game Day radio coverage, Zundel hosts the weekly "**The Paul Peterson Coaches Show**" every Tuesday night on **The Fan Sports Network** and streamed on **Trailblazer SportsVision** at 6 p.m.

Joining Zundel in the broadcast booth this season is former Trailblazer wide receiver **Deven Osborne**, who will provide color analysis for all home game and select road games.

NEW CONFERENCE FOR 2023: Utah

Tech began the 2023 season in a new football only league as the established football-only partnership between both the Western Athletic and ASUN conference was rebranded into the new United Athletic Conference.

The newly christened UAC currently has nine participating institutions: Abilene Christian, Austin Peay, Central Arkansas, Eastern Kentucky, North Alabama, Southern Utah, Stephen F. Austin, Tarleton and Utah Tech. In addition, the conference will officially add UTRGV in the fall of 2025 when it begins sponsorship of football.

The 2023 UAC schedule will be limited to six conference games among its nine members, while the 2024 schedule will feature a full eight-game single round robin.

THREE BLAZERS EARN PRESEASON

ALL-UAC HONORS: Utah Tech had three players voted onto the UAC's debut preseason all-conference team.

Junior DL **Syrus Webster** was tabbed as the preseason UAC Defensive Player of the Year, while he and junior LB **Will Leota** were voted to the All-UAC Defensive Team.

Meanwhile, senior WR **Rickie Johnson** was the lone Blazer listed on the

All-UAC Offensive Team.

WEBSTER ON WATCH LIST: In addition to his UAC preseason honor, **Webster** has been named to the 2023 Buck Buchanan Award preseason watch list. The junior defensive standout was also named to both the 2023 *Phil Steele* and *Blue Bloods* All-United Athletic Conference preseason first teams.

O CAPTAINS! MY CAPTAINS!: Utah

Tech will take the field in 2023 with four team captains leading the charge. As selected by their teammates, this season's captains are senior offensive lineman **Ka-na'i Eldredge**, along with Johnson, Leota and Webster.

ROAD WARRIORS: Through its first three seasons of FCS play, Utah Tech has traveled more than 28,300 round-trip miles on 14 different road trips.

In their first FCS season in Spring 2021, the Trailblazers covered 7,630 miles for three road dates, then followed that up by traversing nearly 13,300 for five road games during the 2021 Fall campaign.

Last season Utah Tech traveled just 7,424 miles, thanks in large part to playing three in-state road games at Weber State, Southern Utah and BYU.

This season, the Blazers are slated to eclipse that 2021 Fall mileage mark as they are scheduled to travel just over 15,000 round-trip miles for seven road games, including the program's first-ever trips to the states of Missouri (at Missouri State last Saturday), Alabama (at North Alabama - Oct. 21) and Tennessee (at Austin Peay - Nov. 11).

Utah Tech has already played games in Montana and neighboring Arizona prior to making the trip to Colorado this Saturday. The Blazers will also jump on the bird for their now annual trip to Texas in November (at Abilene Christian - Nov. 4).

Of note, Utah Tech's longest trip to play a football game came during the 2021 Fall season, when the Trailblazers traveled 4,697 miles round trip to play at Delaware (10/30/21).

LEGENDARY TIE THAT BINDS UTAH TECH AND COLORADO STATE: Though the two sides have never met on the football field, both Utah Tech and Colorado State have a legendary tie that binds both programs.

That tie - legendary head coach **Sark Arslanian**, who to this day is noted as one of the most successful head coaches in college football history - at any level.

Arslanian, who was inducted into the Utah Tech Hall of Fame in 1999, and the University's Athletic Hall of Fame in 2007,



2023 UTAH TECH FOOTBALL

UTAH TECH GAME NOTES - at Colorado State

patrolled the sidelines in both St. George and Fort Collins during his storied career.

"Coach Sark" began his collegiate coaching career at then-Dixie College in 1955, when he became athletic director and head football, baseball, and track-coach.

Under his leadership, the College's athletics programs, particularly football, thrived, as did the college as a whole, as his overall recruiting efforts nearly doubled the school's enrollment and helped send the institution on a trajectory to where it is today.

Arsanian remained in Dixie College until 1965, when he was named head coach at Weber State.

Then 50 years ago in 1973, "Coach Sark" moved on to Fort Collins to become the head coach at Colorado State.

Much like he was two decades earlier in St. George, Arslanian was also credited with revitalizing the Ram program. He spent nearly nine full seasons at CSU and posted a 45-47-4 overall record, highlighted by a 9-2-1 mark in 1977.

KICKIN' IT AT THE TOP: Junior place-kicker **Connor Brooksby** has had quite the start to his 2023 season as he has etched his name atop three more career records lists.

The junior, who is already UT's career leader in field goals made (31-of-43), became the program's career leader in PATs (63-of-64) with the second of his two PATs midway through the fourth quarter at Montana State (9/2).

He followed that up by becoming the program's career leader in points scored (158 pts) with the first of his single game school record five field goals in the road win at Northern Arizona on Sept. 16.

Brooksby's career day at NAU broke the tie he had with former All-American tight end **Joe Don Duncan** (136 pts - 22 TDs/2 2-pt conversions; 2011-13) atop the points list.

Brooksby went on to hit field goals of 22, 48, 34, 40 and 48 yards, and nailed all five PAT chances at NAU, en route to a 20-point day and to Stats Perform FedEx Ground FCS National Special Teams Player of the Week honors (9/18).

In addition, Brooksby is UT's current record holder in season field goals made (14-of-17, 2022), and owns the school record for the longest made FG, a 55-yarder he nailed last season in a home win vs. Southern Utah (11/5/22).

Brooksby has also hit three 48-yard field goals this season, including the two at NAU, and a 48-yarder in the fourth quarter at Montana State, all of which are tied for the fifth-longest made field goal in the program's NCAA era.

PROVIDING AN INSTANT SPARK:

Freshman WR **Beau Sparks** had himself quite the debut in UT's season opener at Montana State back on Sept. 2.

The speedy wideout announced his presence with authority late in the first quarter when he got behind the Bobcat secondary and hauled in his first collegiate pass, a 66-yard catch-and-run that helped set up the Trailblazers' first points of the night.

Sparks would later record a 33-yard reception in the second quarter, which ultimately led to his first collegiate touchdown catch from 4-yards out with 3:21 to play in the first half.

Sparks wound up with a Utah Tech freshman school record 144 receiving yards on seven catches along with his TD.

Sparks' 144 receiving yards are also tied for the 21st-most on Utah Tech's single game list. The freshman joined former UT All-American **Joey Hobert** (144 yds vs. Southern Utah, 2022) and **Nash Fowler** in that three-way tie.

In fact, Fowler was the first to post that number, which he did on eight receptions with a touchdown in a road game at, coincidentally, Montana State during the 2009 season (9/12/09).

SPARKS JOINS AN ELITE LIST: Sparks also became the first freshman to record a 100-yard receiving game in his collegiate debut, and is just the fourth freshman in Utah Tech's NCAA era to post a 100-yard receiving game overall.

Former Blazer wideout **Isaiah Wooden** (116 yds vs. Colorado School of Mines) was the last freshman to do it in 2018. **Skyler Ence** (101 vs. Colorado Mesa) was the first UT freshman receiver in the program's first NCAA D-II season in 2006, while **Dejuan Dantzler** (106 vs. New Mexico Highlands) joined the elite list in 2016.

Sparks' 144 receiving yards were also the fourth-most in a season opener in program history, and he became the ninth receiver to go for 100-plus receiving yards in a season opener overall.

Former UT receiver **Travis Brown** set the standard with 230 yards in the program's first-ever NCAA game, which was played at Colorado Mesa in 2006. Former Blazer **Kyser Christensen** (215 at Adams State, 2009) is the lone other receiver to eclipse the 200-yard plateau, while **Hobert** went for 183 yards on 11 catches in last season's season opener at Sacramento State (9/10/22).

MORE ON SPARKS: Sparks earned UAC Freshman of the Week honors on Sept. 18, after he tied a career-high with seven receptions for 87 yards at NAU.

TRAILBLAZER RECORD WATCH

CAREER RUSHING YARDS

	Years	Carries	Yards	YPC
1. Sei-J Lauago	2016-19	467	2,348	5.02
2. Quali Conley	2020-22	338	1,758	5.20
3. DeJon Coleman	2015-16	278	1,721	6.19

CAREER RUSHING TDS

	Years	TDs
1. Sei-J Lauago	2016-19	18
2. DeJon Coleman	2015-16	17
3. Griff Robles	2012-13	14

CAREER PASSING YARDS

	Years	Comp	Att	TDs	Yds	Pct
1. Griff Robles	2012-13	402	752	44	5,096	.534
2. Kobe Tracy	2019-cur.	297	565	24	3,874	.525
3. Kody Winstead	2019-21	225	408	28	3,223	.551

CAREER TOTAL OFFENSE

	Years	Plays	Rush	Pass	Yds
1. Griff Robles	2012-13	1,024	1,201	5,096	6,297
2. Kobe Tracy	2019-cur.	647	-15	3,874	3,859
3. Kody Winstead	2019-21	513	373	3,223	3,596

CAREER PASSING TOUCHDOWNS

	Years	TDs
1. Griff Robles	2012-13	44
2. Kody Winstead	2019-21	28
3. Kobe Tracy	2019-cur.	24
4. Cody Stevenson	2010-11	23

CAREER RECEPTIONS

	Years	Rec	Yards	YPC
1. Kyser Christensen	2007-10	138	2,018	14.62
2. Joe Don Duncan	2011-13	135	1,994	14.77
3. Skyler Ence	2006-09	126	1,426	11.31
6. Nate Stephens	2014-15	115	1,579	13.12
7. Dejuan Dantzler	2016-19	113	2,157	19.08
8. Rickie Johnson	2019-cur.	104	1,458	14.02

CAREER RECEIVING YARDS

	Years	Rec	Yards	YPC
1. Dejuan Dantzler	2016-19	113	2,157	19.08
2. Kyser Christensen	2007-10	138	2,018	14.62
5. Nash Fowler	2007-10	119	1,535	12.90
6. Zack Fox	2007, 10-12	121	1,484	12.26
7. Mitch Frei	2012-13	97	1,477	15.22
8. Rickie Johnson	2019-cur.	104	1,458	14.02

CAREER RECEIVING TDS

	Years	TDs
1. Joe Don Duncan	2011-13	22
2. Dejuan Dantzler	2016-19	17
Zack Fox	2007, 10-12	17
8. Rickie Johnson	2019-cur.	10
Chase Hess	2019-20	10
Nash Fowler	2007-10	10
Skyler Ence	2006-09	10

CAREER FIELD GOALS

	Years	FGM	FGA	Pct	Long
1. Connor Brooksby	2021-cur.	31	43	.721	55
2. James Baird	2019-20	18	24	.750	50

CAREER PATs

	Years	PATM	PATA	Pct
1. Connor Brooksby	2021-cur.	65	66	.985
2. James Baird	2019-20	56	61	.918

CAREER TACKLES

	Years	Tackles
1. Malaki Malaki	2018-22	305
3. Darrius Nash	2018-22	217
Robert Metz	2012-15	217
10. Micah Harwood	2006-09	199
NR. Will Leota	2021-cur.	166
NR. Syrus Webster	2021-cur.	110

CAREER TACKLES FOR LOSS

	Years	TFLs
1. Jake Duncan	2010-13	33.5
8. Keanutea Bankhead	2009-10	21.0
Steven Cook	2006-08	21.0
10. Dylan Hendrickson	2018-22	20.0
NR. Syrus Webster	2021-cur.	18.5

CAREER SACKS

	Years	Sacks
1. Chad Frank	2007-08	13.5
2. Dylan Hendrickson	2018-22	13.0
3. Jake Miller	2013-14	12.0
4. Remington Kelly	2015-18	11.5
5. Syrus Webster	2021-cur.	9.5
6. Tim Ehinger	2012-13	9.0



2023 UTAH TECH FOOTBALL

UTAH TECH GAME NOTES - at Colorado State

AFCA FCS COACHES TOP-25 POLL (Sept. 25, 2023)

TEAM (FPV)	2022 REC.	PT	PR
1. South Dakota State (26)	3-0	650	1
2. North Dakota State	3-0	624	2
3. Montana State	3-1	593	3
4. William & Mary	4-0	558	5
5. Holy Cross	3-1	528	6
6. Idaho	3-1	505	10
7. Furman	3-1	477	7
8. Incarnate Word	3-1	456	9
9. Sacramento State	3-1	453	4
10. Southern Illinois	3-0	409	13
11. North Dakota	2-1	373	14
12. Delaware	3-1	364	16
13. North Carolina Central	3-1	282	19
14. Weber State	2-2	254	8
15. Fordham	3-1	241	22
16. Montana	3-1	237	11
17. New Hampshire	2-2	223	12
18. Florida A&M	3-1	177	23
19. Youngstown State	2-1	149	24
20. UC Davis	2-2	123	15
21. Western Carolina	3-1	119	NR
22. Chattanooga	3-1	110	NR
23. Villanova	3-1	109	NR
24. Harvard	2-0	81	25
25. Eastern Washington	2-2	70	NR

Others receiving votes: Mercer 49; Rhode Island 45; Illinois State 42; Southeast Missouri State 41; Central Arkansas 26; **Austin Peay 16**; Eastern Kentucky 16; Northern Iowa 15; Samford 8; Hampton 7; Eastern Illinois 6; Jackson State 5; Richmond 5; UT Martin 3; Penn 1.

Bold - 2023 Utah Tech Opponents

STATS PERFORM FCS TOP-25 POLL (Sept. 25, 2023)

TEAM (FPV)	2022 REC.	PT	PR
1. South Dakota State (54)	3-0	1,398	1
2. North Dakota State (2)	3-0	1,335	2
3. Montana State	3-1	1,288	3
4. Idaho	3-1	1,187	7
5. William & Mary	4-0	1,154	5
6. Holy Cross	3-1	1,089	6
7. Furman	3-1	1,044	8
8. Sacramento State	3-1	1,011	4
9. Incarnate Word	3-1	947	9
10. Southern Illinois	3-0	913	12
11. Delaware	3-1	772	19
12. North Dakota	2-1	704	14
13. Weber State	2-2	601	10
14. New Hampshire	2-2	591	11
15. North Carolina Central	3-1	505	18
16. Villanova	3-1	494	25
17. Western Carolina	3-1	479	23
18. Montana	3-1	420	13
19. Eastern Washington	2-2	358	NR
20. Florida A&M	3-1	346	22
21. UC Davis	2-2	297	15
22. UT Martin	3-1	241	NR
23. Youngstown State	2-1	234	24
24. Rhode Island	2-2	125	17
25. Central Arkansas	2-2	116	NR

Others receiving votes: Southeast Missouri State 103; Fordham 82; Mercer 62; Chattanooga 55; Eastern Illinois 48; **Austin Peay 33**; Samford 29; Tarleton 27; Northern Iowa 23; Albany 22; Harvard 12; **Eastern Kentucky 7**.

Bold - 2023 Utah Tech Opponents.

The freshman, who is UT's leading receiver (23 rec./282 yds) has caught at least four passes in all four games this season, including a team-high five grabs for 31 yards at Missouri State last week.

TURNING DEFENSE INTO POINTS: Utah Tech forced a season-high five turnovers in its win at NAU on Sept. 16. In fact, 21 of the Trailblazers' 50 points were scored off of those five Lumberjack miscues, including two defensive touchdowns.

Three of the NAU's five turnovers came in UT's 27-point second quarter. Senior DL **Sam Kanongata'a** got the unit's first defensive touchdown of the season he picked off NAU QB Kai Millner and rambled 53 yards to pay dirt for his first career pick-6.

Then just over three minutes later after a Utah Tech punt pinned the Lumberjacks deep inside their own territory, Millner could not handle a high snap and the ball bounded backwards to the NAU 9, where sophomore DB **Amari Duncan** scooped up the loose ball and sprinted to the end zone for his first collegiate TD.

On NAU's very next offensive play, backup QB Adam Damante came on and fired a strike to Blazer freshman DB **Gabriel Valenzuela**, and the freshman's first collegiate interception helped set up the first of two Brooksby field goals in the period.

Utah Tech's two scores on defense last Saturday marked the fourth time in program history that the Blazers had scored at least two defensive touchdowns in a game.

UT last achieved that feat in 2022 with a pair of pick-6s at home vs. Chadron State (56-10; 9/10/22), and returned two more interceptions for touchdowns in a road win at Adams State (52-10; 11/10/18) during the 2018 season.

Utah Tech also returned two interceptions and a fumble for touchdowns in a road victory at New Mexico Highlands (W, 55-0; 9/21/19) in **Paul Peterson's** first year as UT head coach, and was the program's final D-II year in 2019.

BLAZING TRAILS

- RS-junior QB **Kobe Tracy** saw his streak of throwing at least one touchdown pass halted at three games in last Saturday's loss at Missouri State ... Tracy finished 17-41-4 passing for 167 yards and completed passes to seven different receivers.
- However Tracy did record his second-career rushing touchdown in the second quarter at MSU on a 1-yard QB sneak ... coincidentally, Tracy's first rushing TD came against Missouri State, that one a 4-yard scamper, at home in the 2021 fall season finale (11/20/21).
- Tracy notched his fifth-career 300-yard passing game after he threw for a sea-

son-high 318 yards with two touchdowns in the win at NAU (9/16).

- Tracy completed 19 of his 32 attempts and also hit seven different receivers.

- Tracy is currently second on both the UT career passing (3,874) and total offense (3,859) lists, while his two TD tosses at NAU vaulted him to third all-time in career touchdown passes (24).

- Tracy has thrown at least two touchdown passes in two of his last three outings, and in eight career games overall.

- Tracy also recorded his collegiate career-long completion at NAU when he connected with senior WR **Rickie Johnson** for a 70-yard catch-and-run late in the first quarter, which was one of Johnson's three receptions for a season-high 90 yards.

- **Johnson** currently stands eighth on UT's career receiving yards list (1,458), and he is also eighth all-time in career receptions (104) and receiving TDs (10).

- Fellow senior WR **Michael Moten** hauled in four passes for a season-high 76 yards at NAU (9/16), highlighted by a career-long 60-yard catch-and-run for his fourth-career touchdown in the third quarter.

- Moten's last touchdown reception came in the 2022 season opener at Sacramento State (9/3/22), while his 76 yards receiving last Saturday are second only to his 99 yards on six catches and a TD he recorded at Delaware (10/30/21) in 2021.

- Senior WR **Jaivian Lofton** recorded his second TD reception of the year after he hooked up with Tracy for a 17-yard score in the second quarter at NAU (9/16).

- Lofton made the most of his home debut vs. Montana (9/9), against which he caught five passes for 108 yards, highlighted by a 50-yard reception in the third quarter, and a 23-yard touchdown grab in the fourth.

- Lofton, who transferred to Utah Tech after playing three seasons at FBS member Liberty University, where he recorded 10 receptions for 102 and two touchdowns in 10 games for the Flames in 2022.

- RS-Junior WR **Keith Davis** caught both of his two targets at Missouri State last week for a team and season-high 61 yards, highlighted by a 43-yard grab in the first quarter to set up the Blazers' first touchdown of the day.

- Davis, who missed the entire 2022 season due to injury, has recorded at least one reception in 14 of his 15 career games as a Trailblazer, including all 11 games during the 2021 fall season.

- Fifth-year RB **Ronnie Walker Jr.** ran for his second, and at the time the team's second, touchdown of the 2023 campaign to put Utah Tech on the board at Missouri State, against which he racked up 38 hard-fought yards on 11 carries ... Walker Jr. also found the end zone to close out the first quarter in the win at NAU (9/16).



- For Walker Jr., it was his sixth-career rushing touchdown on his third different team ... Walker Jr. recorded two rushing touchdowns as a freshman at Indiana in 2018, and ran for two more during his junior year at Virginia in 2021.
- Walker Jr., who posted a season-high 55 yards on 11 carries (5.0 ypc) vs. Montana (9/9), before going for 49 yards on 16 carries at NAU (9/16), and began the year with 10 carries for 52 yards at Montana State (9/2).
- Utah Tech posted a season-high 144 yards rushing at Missouri State, with junior RB **Chris Street** leading the way with a season-high 62 yards on 10 carries (6.2 ypc).
- Freshman RB **Nygel Osborne** enjoyed a breakout night in his home debut against Montana (9/9), as he rushed for 48 yards on six carries (8.0 ypc), highlighted by a career-long 19 yard scamper on his first carry late in the first quarter.
- After going just over two full seasons without posting a double-digit tackle game, junior DL **Syrus Webster** racked up a career-high 12 total tackles (5 solo) vs. Montana (9/9) ... Webster was also credited with a 0.5 TFL and one QBH.
- Webster then doubled-down and collected 10 more tackles at NAU (9/16), including a career-high tying 3.0 TFLs and two sacks, highlighted by a fourth-quarter strip sack that set up Brooksby's final field goal of the game.
- Webster's two sacks also vaulted him into fifth place on UT's career sacks list (9.5 sacks), leaving him 4.5 sacks shy of becoming the program's career sacks leader ... the junior (18.0 TFLs) is also two TFLs away from cracking into the top-10 on that career list, while his 3.0 TFLs at NAU tied his previous career-high set in last year's home win vs. Southern Utah (11/5/22).
- Junior LB **Will Leota** recorded a season-high 10 tackles (8 solo) at NAU (9/16) and came up with his third career interception in the third quarter.
- The three Trailblazer interceptions defensively at NAU also tied for the eighth-most in the program's NCAA era, and tied for the most interceptions recorded in UT's NCAA Division I FCS transition.
- Senior LB **Dondi Fuller** has racked up at least five tackles in all four games this season, including five stops at Missouri State, and eight more with a 0.5 TFLs at NAU (9/16) ... that effort came on the heels of a career-high 11 tackles vs. Montana (9/9).
- Fuller enjoyed a strong Trailblazer debut as he led the UT defense with nine total tackles, including seven solo stops, and a team-high 2.0 TFLs at Montana State (9/2).
- Sophomore LB **Jared Fotu**, who led the team with a career-high 11 stops at NAU (9/16), followed that up with six tackles at Missouri State, while sophomore DB **Jagger Williams** posted a team-high eight stops at Missouri State, which chased a nine-tackle effort at NAU.
- After being held without a sack in the season opener at Montana State (9/2), the Blazer defense combined for three sacks and 6.0 TFLs vs. Montana, and then duplicated that effort at NAU one week later.
- Utah Tech has registered at least one sack in three-straight games, in 10 of its last 14, and in 23 of 31 games during the program's FCS transition.
- Senior DL **Max Christensen III** was credited with his first-career field goal block last Saturday at Missouri State ... the senior's blocked FG came nearly one-year-to-the-day from the last one, which **Kanongata'a** recorded last season at home vs. Abilene Christian (10/1/22).
- Junior punter **Andy Day** "had a day" last Saturday at Missouri State, against which he punted five times for 222 yards (44.4 ypp), highlighted by a season long 56-yard boot in the first quarter.
- Day also made a potential touchdown-saving tackle after his first punt of the game.
- Day then closed his afternoon with a 30-yard run on a fake punt in the fourth quarter, which was his first career collegiate rushing

attempt ... in addition, Day's scamper is the Trailblazers' longest run from scrimmage through four games this season.

#AB3FOREVER: Webster was presented with one more honor prior to the start of the 2023 season as he was chosen to wear the No. 3 jersey.

The awarding of the No. 3 jersey is the third instance in what has become an annual tradition honoring the memory of former Trailblazer football player **Abraham Reinhardt**, who passed away unexpectedly on March 22, 2019. Utah Tech Head Football Coach **Paul Peterson** noted that the No. 3 jersey would be awarded to a student-athlete who best emulates Reinhardt's leadership, both on and off the field.

"When we lost a great young man in Abraham [in 2019], we wanted to honor him and his legacy the best we possibly could," Coach Peterson said. "Abe was a perfect representative of our team culture which focuses on toughness, hard work, trust and accountability."

"I am excited to award Syrus Webster the number 3 jersey for the 2023 season," Coach Peterson added. "He exemplifies everything that we are trying to build in our program and especially represents the legacy Abraham Reinhardt left behind. Look for him to lead us and make plays all over the field!"

WE'RE GOING STREAKING: Heading into Saturday's game at Colorado State, four Trailblazer defenders enter the game with some impressive streaks on the line.

Webster has recorded at least one tackle in 27-straight games, while junior safety **Jordan Scott** (19-straight), Leota (15-straight), and Christensen III (10-straight) will all seek to continue their impressive double-digit game tackle streaks.

ABOUT THE COLORADO STATE "RAMS": Colorado State enters Saturday's game on the heels of a 31-23 road win at Middle Tennessee last Saturday night. The Rams opened the year with a 50-24 home loss to Washington State (9/2), which was followed two weeks later by a nationally-televised double-OT heart breaker at in-state rival No. 18/21 Colorado in Boulder (43-35; 9/16).

Redshirt freshman quarterback **Brayden Fowler-Nicolosi** has started the last two games under center for the Rams, and has thrown for over 300 yards in both starts, including 367 yards and three TDs in the loss at Colorado.

Fowler-Nicolosi's favorite target is senior WR **Tory Horton**, who has already caught 35 passes for 313 yards and three touchdowns through three games this season.

On defense, junior LB **Chase Wilson** has racked up a team-high 31 total tackles in three starts, while former Trailblazer safety **Tyrell Grayson Jr.**, who has played in only one game (1 tackle) as a Ram so far during his junior season, may line up against his old team on Saturday night

As a team, CSU averages 30.0 points and 468.0 yards (57.3 rush/354.0 pass) over its first three games, while giving up 38.7 points and 468.0 yards (103.7 rush/364.3 pass) defensively.

Jay Norvell (Iowa, 1986) is in his second season at Colorado State, where he is 4-11 overall, and 37-37 through six-plus seasons as a head coach.

NEXT UP FOR THE TRAILBLAZERS: Utah Tech returns home for its United Athletic Conference debut game next Saturday night, Oct. 7, when the Trailblazers host Stephen F. Austin.

Kick-off inside Greater Zion Stadium is set for 7 p.m. (MDT).



2023 UTAH TECH FOOTBALL

UTAH TECH ATHLETIC MEDIA RELATIONS

Utah Tech Athletics Media Relations


Office Location: Room 205 North Burns Arena



STEVE JOHNSON
Associate Athletic
Director for
Media Relations

Primary Football, WBB,
Baseball, M/W Golf,
Women's Swimming


Office:.....435-652-7524
Cell:435-668-3938
Email:steve.johnson@utahtech.edu



MATT BROOKS
Sports Information
Coordinator

Secondary Football,
M/W Soccer, MBB, Women's
Tennis, Softball

Office:.....435-879-4288
Cell:801-389-0203
Email:matt.brooks@utahtech.edu



TRAVIS BLANSHAN
Sports Information
Specialist

Volleyball, M/W Cross Coun-
try, Women's Tennis, Women's
Track and Field

Cell:559-575-1399
Email:travis.blanshan@utahtech.edu



ROD ZUNDEL
Director of Broadcasting
and Multimedia Content
Voice of the
"Trailblazers"

Office:.....435-652-7524
Cell:801-455-1550
Email:rod.zundel@utahtech.edu



MEDIA INFORMATION

MEDIA RELATIONS

The Utah Tech University Media Relations Office is here to help the media cover the school's 15 intercollegiate athletics programs. Please let us know how we can assist you in covering the Trailblazers. The Media Relations Office is located in Rooms 205/211 of the North Burns Arena Building.

CREDENTIAL REQUESTS

Please direct all credential requests to Steve Johnson 435-652-7524 at least 72 hours before the contest in question.

PHOTOGRAPHY/VIDEOGRAPHY

Please direct all photography/videography credential requests to Steve Johnson 435-652-7524 at least 72 hours before the contest in question.

For Football - All credentialed sideline photographers/videographers are not permitted to shoot between the 20-yard lines and must wear their credentials in plain sight at all times. The team bench areas between the 20-yard lines are off limits to all media representatives. All photographers are asked to stay behind the dashed-line zones along the sidelines and each end zone.

INTERVIEW POLICY

Game Interviews

The Utah Tech locker room is closed to the media following the game. A mandatory 10-minute cooling off period will be observed at the end of each game. The Utah Tech head coach, and student-athletes requested for interviews, will be brought to the postgame interview room, which is located in the loge level of the Greater Zion Stadium press box.

The Utah Tech Athletics Media Relations staff will secure the head coach and student-athletes for the interview room. The student-athletes will speak first, followed by the head coach as soon as any required radio/TV interviews have been completed. There will be a strict 10-15 minute time limit for the student-athlete interviews, and a 15-20 minute time limit enforced for head coaches.

Other student-athletes may be interviewed, at their option, following the 10-minute cooling off period. Please contact a member of the UT Athletic Media Relations staff for assistance.

The only pregame interviews allowed on game days will be for Utah Tech Radio, and local and regional/national television productions. All requests for one-on-one interviews during game week will be facilitated by the Utah Tech Athletics Media Relations Office. No game day interviews will be allowed unless specifically requested for televised games.

Interview access for visiting coaches/student-athletes will be at the discretion of the visiting Sports Information/Media Relations Director. If the visiting team did not travel an SID, then it will be at the option of the visiting head coach for his/her availability, as well as visiting student-athletes.

WEEKLY INTERVIEWS

All print, television and radio interviews are to be arranged through the Utah Tech University Athletic Media Relations Office. Contact Steve Johnson (435-652-7524/steve.johnson@utahtech.edu) for all Utah Tech Football coach and student-athlete interview requests. Please provide at least 24 hours notice on all requests to enable the Athletic Media Relations Office the necessary time to coordinate such requests.

Home and/or cell phone numbers and email addresses for student-athletes will not be provided and student-athletes have been instructed not to accept calls from the media for interview requests without prior notice from the Utah Tech Athletics Media Relations Office.

Utah Tech Football practices are **closed** to the public and the media. Should a practice be open, the Utah Tech Athletics Media Relations Office will notify the media in advance. Utah Tech coaches and student-athletes will not be available before or during practice unless prearranged by a member of the UT Athletic Media Relations staff.

MEDIA WORK SPACE

Utah Tech Athletics will provide work space in the Greater Zion Stadium press box. This designated press area is limited to working media only. Seats are reserved for media covering Utah Tech on a regular basis and visiting team media representatives. Any unique requests must be made at least 72 hours prior to each game. Please reserve seating by calling Associate Athletics Director for Media Relations Steve Johnson at 435-652-7524/steve.johnson@utahtech.edu.

INTERNET

Wireless internet is available in Greater Zion Stadium, Burns Arena, Bruce Hurst Field, Karl Brooks Field, and the Student Activities Center. Hardwired ethernet access will also be provided at Greater Zion Stadium.

STATISTICS AVAILABILITY

Final box scores will be available immediately after each home contest, as well as posted on the official Athletics Website, UtahTechTrailblazers.com.

ATHLETICS WEBSITE

The Utah Tech Athletics Web site provides up-to-date information on all 15 intercollegiate athletic programs at UtahTechTrailblazers.com. Schedules, rosters and statistics, as well as photos and player bios, are available on the website.



2023 UTAH TECH FOOTBALL

TRAILBLAZER DEPTH CHART - at Colorado State

PROJECTED DEPTH CHART (as of 9/25/23)

OFFENSE

QUARTERBACK

16 Kobe Tracy 6-4 195 RJr.
 -- OR --
7 Boone Abbott 6-2 190 RSo.

RUNNING BACK

32 Ronnie Walker Jr. 5-10 210 5th
2 Chris Street 5-9 210 Jr.

WIDE RECEIVER (Z)

19 Daniel Thomason 6-3 195 So.
8 Keith Davis 6-1 190 RJr.

WIDE RECEIVER (X)

0 Jaivian Lofton 6-1 200 Sr.
87 Damani Wilks 6-1 190 Jr.

WIDE RECEIVER (H)

11 Beau Sparks 5-11 180 Fr.
6 Taliq Brown 5-10 165 So.

WIDE RECEIVER (Y)

1 Rickie Johnson 6-3 202 Sr.
4 Michael Moten 5-10 175 RSo.

LEFT TACKLE

76 Alex Foster 6-5 278 RSo.
77 Carter Bessire 6-5 250 RFr.

LEFT GUARD

52 Stryker Rashid 6-5 270 RFr.
64 Kanai'i Eldredge 6-1 290 Sr.

CENTER

54 Misiolo Maluia 6-3 280 Fr.
67 Nolan Reynolds 6-5 300 RSo.

RIGHT GUARD

71 Bayo Kannike 6-6 320 Jr.
53 Porter LaChance 6-4 236 RFr.

RIGHT TACKLE

72 Ty Hyde 6-7 250 Jr.
62 Tyler Chen 6-3 260 Fr.

DEFENSE

DEFENSIVE END

3 Syrus Webster 6-4 255 Jr.
61 Ricky Wolfgramm 6-2 255 RFr.

NOSE TACKLE

91 Laytan Tanuvasa 6-1 295 RSo.
63 Fasito-Otai Sagapolu 6-1 285 So.

DEFENSIVE TACKLE

48 Max Christensen III 6-2 290 Sr.
94 John Sniffen 6-3 275 Jr.

DEFENSIVE END

0 Brandy Okeke 6-3 235 RSo.
25 Moon Ashby 6-4 235 RSo.

LINEBACKER (WILL)

21 Will Leota 6-2 215 Jr.
14 Preston Puni 6-2 238 RFr.

LINEBACKER (MIKE)

7 Jared Fotu 6-3 230 So.
 -- OR --
10 Dondi Fuller 6-0 215 Sr.

STAR

30 Amari Duncan 6-2 185 RSo.
24 Bryant Weekly 6-2 185 RSo.

FREE SAFETY

8 Jagger Williams 6-2 185 RSo.
20 Micah Gardner 6-0 185 RSo.

STRONG SAFETY

2 Jordan Scott 6-2 200 RJr.
12 Brevin Hamblin 6-5 195 Fr.

CORNERBACK

9 Devyn Perkins 5-10 195 RSo.
6 Gabriel Valenzuela 5-11 175 RFr.

CORNERBACK

4 Jayden Sheridan 6-0 180 RSo.
6 Scooter Jackson 6-1 175 Fr.

SPECIAL TEAMS

KICKER

43 Connor Brooksby 6-2 220 Jr.
27 Ilya Uvaydov 5-8 170 So.

PUNTER

26 Andy Day 6-2 193 Jr.
47 Jackson Rees 6-0 200 RSo.

LONG SNAPPER

31 Ryan Kean 6-2 205 RFr.
49 Austin Hall 6-0 195 Fr.

HOLDER

26 Andy Day 6-2 193 Jr.
7 Boone Abbott 6-2 190 RSo.

KICK RETURN

9 Devyn Perkins 5-10 195 RSo.
2 Chris Street 5-9 210 Jr.

PUNT RETURN

1 Rickie Johnson 6-3 202 Sr.
8 Keith Davis 6-1 190 RJr.

--Starters in BOLD



2023 UTAH TECH FOOTBALL

TRAILBLAZER NUMERICAL ROSTER

#	NAME	YR.	POS.	HT.	WT.	HOMETOWN/PREVIOUS SCHOOL(S)
0	Jaivian Lofton	Sr.	WR	6-1	200	Rancho Cucamonga, Calif./Rancho Cucamonga HS/Liberty
0	Brandy Okeke	R-So.	LB	6-3	235	Aurora, Colo./Grand View HS/Washington State
1	Scooter Jackson	Fr.	CB	6-1	175	Compton, Calif./Warren HS
1	Rickie Johnson	Sr.	WR	6-3	202	Murrieta, Calif./Vista Murrieta HS
2	Jordan Scott	R-Jr.	DB	6-2	200	Redlands, Calif./Citrus Valley HS
2	Chris Street	Jr.	RB	5-9	210	Eastvale, Calif./Jsserra Catholic HS/Cal
3	Syrus Webster	Jr.	DL	6-4	255	West Jordan, Utah/West Jordan HS
4	Michael Moten	R-Sr.	WR	5-10	175	St. George, Utah/Pine View HS/Snow College
4	Jayden Sheridan	R-So.	DB	6-0	180	West Hills, Calif./Chaminade HS
5	Reggie Graff	R-Fr.	QB	6-1	200	St. George, Utah/Dixie HS
5	Sam Kanongata'a	R-Sr.	DL	6-3	250	San Jose, Calif./Fremont HS/College of San Mateo
6	Taliq Brown	So.	WR	5-10	165	Indio, Calif./Murrieta Valley HS/Mt. San Jacinto College
6	Gabriel Valenzuela	R-Fr.	DB	5-11	175	Covina, Calif./Charter Oaks HS
7	Boone Abbott	R-So.	QB	6-2	190	Highland, Utah/American Fork HS/Hawai'i
7	Jared Fotu	So.	LB	6-3	230	Highland, Utah/Lone Peak HS
8	Keith Davis	R-Jr.	WR	6-1	190	San Diego, Calif./Scripps Ranch HS/Arizona State
8	Jagger Williams	R-So.	DB	6-2	185	Baldwin Hills, Calif./Culver City HS
9	Julian Lofton-Lundy	Fr.	WR	6-3	180	Rancho Cucamonga, Calif./Rancho Cucamonga HS
9	Devyn Perkins	R-So.	CB	5-10	195	Las Vegas, Nev./Las Vegas HS
10	Konner Barrett	Fr.	QB	6-0	185	Naples, Fla./Gulf Coast HS
10	Dondi Fuller	Sr.	LB	6-0	215	Belleville, Ill./Belleville HS/NM Highlands/UNLV/Arkansas-Monticello
11	Dominic Brown	Sr.	DB	6-2	195	Oxnard, Calif./Oxnard HS/Ventura College/UNLV
11	Beau Sparks	Fr.	WR	5-11	180	El Paso, Texas/Franklin HS
12	Skyler Cassel	Fr.	QB	6-0	180	Yakima, Wash./West Valley HS
12	Brevin Hamblin	Fr.	S	6-5	195	Syracuse, Utah/Syracuse HS
13	Aaron Holloway	R-Fr.	WR	5-11	180	Las Vegas, Nev./Liberty HS
13	Quincy Lejay	Fr.	S	6-0	190	Eastvale, Calif./Eleanor Roosevelt HS
14	Bryce Parker	Fr.	WR	5-9	175	Corona, Calif./Inglewood HS
14	Preston Puni	R-Fr.	LB	6-2	238	Waipahu, Hawai'i/Orem (UT) HS
15	Ben Pupplo	Fr.	WR	6-1	175	Yakima, Wash./West Valley HS
15	TJ Thomas	Fr.	CB	6-3	187	Las Vegas, Nev./Foothill HS
16	Mason Obray	Fr.	CB	6-1	170	Syracuse, Utah/Northridge HS
16	Kobe Tracy	R-Jr.	QB	6-4	195	Chubbok, Idaho/Highland HS
17	Carter Cox	So.	DB	6-0	180	Ephrata, Wash./Ephrata HS/Whitworth
17	Kale Wakley	Fr.	WR	5-10	170	Sandy, Utah/Jordan HS
18	Aiden Aguayo	Fr.	DB	6-1	175	Mission Viejo, Calif./Jsserra Catholic HS
19	Ayden Quintanilla	Fr.	CB	6-2	187	Beaverton, Ore./Mountainside HS
19	Daniel Thomason	So.	WR	6-3	195	Sandy, Utah/Alta HS
20	Micah Gardner	R-So.	S	6-0	185	Carson, Calif./Carson HS
21	Will Leota	Jr.	LB	6-2	215	Salem, Utah/Salem Hills HS
21	Bretton Stone	R-So.	RB	5-11	195	St. George, Utah/Snow Canyon HS/Snow College
22	Jaxson Smith	R-So.	DB	6-0	172	Pleasant Grove, Utah/Pleasant Grove HS/Snow College
23	Kona Crowell	Fr.	RB	6-0	205	St. George, Utah/Desert Hills HS
24	Justin Buhler	Fr.	RB	6-0	205	Frisco, Texas/Frisco Independence HS
24	Bryant Weekly	R-So.	DB	6-2	185	Pittsburg, Calif./Pittsburg HS
25	Moon Ashby	R-So.	ATH	6-4	235	San Jose, Calif./Valley Christian HS/Washington State
25	Thomas Kinslow	R-Jr.	RB	5-10	205	Corona, Calif./Corona Centennial HS/Riverside CC
26	Andy Day	Jr.	P	6-2	193	St. George, Utah/Snow Canyon HS
27	Ilya Uvaydov	So.	PK	5-8	170	Gilbert, Ariz./Gilbert HS
28	Nygel Osborne	Fr.	RB	5-11	195	Inglewood, Calif./Millikin HS
29	Ryan Linehan	So.	LB	6-3	230	Coeur d'Alene, Idaho/Coeur d'Alene HS
30	Amari Duncan	R-So.	CB	6-2	185	Sacramento, Calif./River City HS
31	Ryan Kean	R-Fr.	LS	6-2	205	Corona, Calif./Centennial HS
32	Ronnie Walker Jr.	5th	RB	5-10	210	Hopewell, Va./Hopewell HS/Indiana/Virginia
33	Jarron Polu	Fr.	LB	6-3	225	St. George, Utah/Desert Hills HS
35	Maxx McWhorter	Jr.	S	5-10	190	Orem, Utah/Timpanogos HS
36	Malakai Fakuhoa	Jr.	RB	5-10	215	St. George, Utah/Dixie HS/BYU
40	Carson Paterson	R-Fr.	LB	5-11	205	Eastvale, Calif./Eleanor Roosevelt HS
41	Kailer Laufiso	Fr.	LB	6-4	205	West Jordan, Utah/Copper Hills HS
42	Preston Anderson	Fr.	LB	6-3	220	Roy, Utah/Roy HS
43	Connor Brooksby	Jr.	PK	6-2	220	St. George, Utah/Pine View HS
44	Thomas Liava'a	Fr.	DL	6-1	260	Hawthorne, Calif./Leuzinger HS
47	Jackson Rees	R-So.	P	6-0	200	Taylorsville, Utah/Taylorsville HS/Snow College



2023 UTAH TECH FOOTBALL

TRAILBLAZER NUMERICAL ROSTER

#	NAME	YR.	POS.	HT.	WT.	HOMETOWN/PREVIOUS SCHOOL(S)
48	Max Christensen III	Sr.	DL	6-2	290	Smithfield, Utah/Sky View HS/Snow College
49	Austin Hall	Fr.	LS	6-0	195	Peoria, Ariz./Sunrise Mountain HS
50	Isaac Lees	R-Fr.	DL	6-4	240	Ivins, Utah/Snow Canyon HS
52	Stryker Rashid	R-Fr.	OL	6-5	270	Ogden, Utah/Weber HS
53	Porter LaChance	R-Fr.	OL	6-4	236	Herriman, Utah/Herriman HS
54	Misiolo Maluia	Fr.	OL	6-3	280	Las Vegas, Nev./Bishop Gorman HS
55	Iosefa Tapeni	Fr.	DL	6-3	275	Kapolei, Hawai'i/Kapolei HS
56	Mark Andrew Springer	Fr.	OL	6-6	290	Sandy, Utah/Alta HS
58	Micah Vuki	R-Fr.	DL	6-4	255	Layton, Utah/Layton HS
61	Ricky Wolfgramm	R-Fr.	DL	6-2	255	Salt Lake City, Utah/East HS
62	Tyler Chen	Fr.	OL	6-3	260	Rancho Cucamonga, Calif./Rancho Cucamonga HS
63	Fasito-Otai Sagapolu	So.	DL	6-1	285	St. George, Utah/Crimson Cliffs HS
64	Kana'i Eldredge	Sr.	OL	6-1	290	Honolulu, Hawai'i/Punahou HS/Southern Utah
65	Logan Hicks	R-Fr.	OL	6-6	270	San Diego, Calif./Steele Canyon HS
66	PJ Enosa	Fr.	OL	6-3	290	San Jacinto, Calif./San Jacinto HS
67	Nolan Reynolds	R-So.	OL	6-5	300	Riverside, Calif./Martin Luther King HS
69	Chase Richards	Jr.	OL	6-2	280	Templeton, Calif./Templeton HS/Allan Hancock CC
70	Dylan Spencer	Fr.	OL	6-7	285	Boulder City, Nev./Boulder City HS
71	Bayo Kanneke	Jr.	OL	6-6	320	Los Angeles, Calif./Eleanor Roosevelt HS
72	Ty Hyde	Jr.	OL	6-7	250	Preston, Idaho/Preston HS
73	Devin Teahon	R-So.	OL	6-4	245	San Tan Valley, Ariz./American Leadership Acad./Univ. of Mary
74	Bryce Crowley	R-So.	OL	6-2	280	Cedar City, Utah/Cedar HS
75	Daymari Henderson	Fr.	OL	6-4	290	Ontario, Calif./Colony HS
76	Alex Foster	R-So.	OL	6-5	278	Vernal, Utah/Salem Hills HS
77	Carter Bessire	R-Fr.	OL	6-5	250	Whittier, Calif./La Habra HS
78	Peter Oney	R-Fr.	LS	6-0	205	Simi Valley, Calif./Chaminade College Prep
79	Mason Clark	R-Fr.	OL	6-5	280	Layton, Utah/Layton HS
80	Eric Olsen	R-Fr.	TE	6-5	210	St. George, Utah/Desert Hills HS
83	Nalu Kitashima	R-Fr.	WR	5-10	165	Waikale, Hawai'i/Wasatch (UT) HS
84	AJ Simpson-Battle	Jr.	WR	6-3	200	Fresno, Calif./Central HS
85	Jay McEuen	Jr.	TE	6-4	227	Chandler, Ariz./Chandler HS
87	Damani Wilks	Jr.	WR	6-1	180	Las Vegas, Nev./Del Sol Academy
90	Tuiits Kanosh	Sr.	DL	6-2	280	St. George, Utah/Snow Canyon HS/SW Oklahoma State
91	Laytan Tanuvasa	R-So.	DL	6-1	295	Portland, Ore./Tigard HS
92	Keanu Garner	R-Fr.	DL	6-2	235	Lehi, Utah/Skyridge HS
93	Demetrius Fatongiatau	Fr.	DL	6-1	290	Queen Creek, Ariz./Casteel HS
94	John Sniffen	Jr.	DL	6-3	275	Waimanalo, Hawai'i/Kailua HS/Allan Hancock JC/Fresno State
95	Kingston Moa	Fr.	DL	6-3	230	Compton, Calif./Compton HS
96	Mubarek Odubiyi	Fr.	DL	6-0	225	Covina, Calif./Charter Oak HS
97	Cooper Wall	Fr.	DL	6-3	230	Tumwater, Wash./Tumwater HS
98	William Kulihaapai-Alovao	R-Fr.	DL	6-3	230	Kapolei, Hawai'i/Kapolei HS
99	TJ Talamoni-Marcks	Sr.	DL	6-4	320	Lakeport, Calif./Clear Lake HS/Santa Rosa JC



2023 UTAH TECH FOOTBALL

TRAILBLAZER ALPHABETICAL ROSTER

#	NAME	YR.	POS.	HT.	WT.	HOMETOWN/PREVIOUS SCHOOL(S)
7	Boone Abbott	R-So.	QB	6-2	190	Highland, Utah/American Fork HS/Hawai'i
18	Aiden Aguayo	Fr.	DB	6-1	175	Mission Viejo, Calif./Jserra Catholic HS
42	Preston Anderson	Fr.	LB	6-3	220	Roy, Utah/Roy HS
25	Moon Ashby	R-So.	ATH	6-4	235	San Jose, Calif./Valley Christian HS/Washington State
10	Konner Barrett	Fr.	QB	6-0	185	Naples, Fla./Gulf Coast HS
77	Carter Bessire	R-Fr.	OL	6-5	250	Whittier, Calif./La Habra HS
43	Connor Brooksby	Jr.	PK	6-2	220	St. George, Utah/Pine View HS
11	Dominic Brown	Sr.	DB	6-2	195	Oxnard, Calif./Oxnard HS/Ventura College/UNLV
6	Taliq Brown	So.	WR	5-10	165	Indio, Calif./Murrieta Valley HS/Mt. San Jacinto College
24	Justin Buhler	Fr.	RB	6-0	205	Frisco, Texas/Frisco Independence HS
12	Skyler Cassel	Fr.	QB	6-0	180	Yakima, Wash./West Valley HS
62	Tyler Chen	Fr.	OL	6-3	260	Rancho Cucamonga, Calif./Rancho Cucamonga HS
48	Max Christensen III	Sr.	DL	6-2	290	Smithfield, Utah/Sky View HS/Snow College
79	Mason Clark	R-Fr.	OL	6-5	280	Layton, Utah/Layton HS
17	Carter Cox	So.	DB	6-0	180	Ephrata, Wash./Ephrata HS/Whitworth
23	Kona Crowell	Fr.	RB	6-0	205	St. George, Utah/Desert Hills HS
74	Bryce Crowley	R-So.	OL	6-2	280	Cedar City, Utah/Cedar HS
8	Keith Davis	R-Jr.	WR	6-1	190	San Diego, Calif./Scripps Ranch HS/Arizona State
26	Andy Day	Jr.	P	6-2	193	St. George, Utah/Snow Canyon HS
30	Amari Duncan	R-So.	CB	6-2	185	Sacramento, Calif./River City HS
64	Kana'i Eldredge	Sr.	OL	6-1	290	Honolulu, Hawai'i/Punahou HS/Southern Utah
66	PJ Enosa	Fr.	OL	6-3	290	San Jacinto, Calif./San Jacinto HS
36	Malakai Fakhua	Jr.	RB	5-10	215	St. George, Utah/Dixie HS/BYU
93	Demetrius Fatongiatau	Fr.	DL	6-1	290	Queen Creek, Ariz./Casteel HS
76	Alex Foster	R-So.	OL	6-5	278	Vernal, Utah/Salem Hills HS
7	Jared Fotu	So.	LB	6-3	230	Highland, Utah/Lone Peak HS
10	Dondi Fuller	Sr.	LB	6-0	215	Belleville, Ill./Belleville HS/NM Highlands/UNLV/Arkansas-Monticello
20	Micah Gardner	R-So.	S	6-0	185	Carson, Calif./Carson HS
92	Keanu Garner	R-Fr.	DL	6-2	235	Lehi, Utah/Skyridge HS
5	Reggie Graff	R-Fr.	QB	6-1	200	St. George, Utah/Dixie HS
49	Austin Hall	Fr.	LS	6-0	195	Peoria, Ariz./Sunrise Mountain HS
12	Brevin Hamblin	Fr.	S	6-5	195	Syracuse, Utah/Syracuse HS
75	Daymari Henderson	Fr.	OL	6-4	290	Ontario, Calif./Colony HS
65	Logan Hicks	R-Fr.	OL	6-6	270	San Diego, Calif./Steele Canyon HS
13	Aaron Holloway	R-Fr.	WR	5-11	180	Las Vegas, Nev./Liberty HS
72	Ty Hyde	Jr.	OL	6-7	250	Preston, Idaho/Preston HS
1	Scooter Jackson	Fr.	CB	6-1	175	Compton, Calif./Warren HS
1	Rickie Johnson	Sr.	WR	6-3	202	Murrieta, Calif./Vista Murrieta HS
71	Bayo Kanneke	Jr.	OL	6-6	320	Los Angeles, Calif./Eleanor Roosevelt HS
5	Sam Kanongata'a	R-Sr.	DL	6-3	250	San Jose, Calif./Fremont HS/College of San Mateo
90	Tuiits Kanosh	Sr.	DL	6-2	280	St. George, Utah/Snow Canyon HS/SW Oklahoma State
31	Ryan Kean	R-Fr.	LS	6-2	205	Corona, Calif./Centennial HS
25	Thomas Kinslow	R-Jr.	RB	5-10	205	Corona, Calif./Corona Centennial HS/Riverside CC
83	Nalu Kitashima	R-Fr.	WR	5-10	165	Waikale, Hawai'i/Wasatch (UT) HS
98	William Kulihaapai-Alovao	R-Fr.	DL	6-3	230	Kapolei, Hawai'i/Kapolei HS
53	Porter LaChance	R-Fr.	OL	6-4	236	Herriman, Utah/Herriman HS
41	Kailer Laufiso	Fr.	LB	6-4	205	West Jordan, Utah/Copper Hills HS
50	Isaac Lees	R-Fr.	DL	6-4	240	Ivins, Utah/Snow Canyon HS
13	Quincy Lejay	Fr.	S	6-0	190	Eastvale, Calif./Eleanor Roosevelt HS
21	Will Leota	Jr.	LB	6-2	215	Salem, Utah/Salem Hills HS
44	Thomas Liava'a	Fr.	DL	6-1	260	Hawthorne, Calif./Leuzinger HS
29	Ryan Linehan	So.	LB	6-3	230	Coeur d'Alene, Idaho/Coeur d'Alene HS
0	Jaivian Lofton	Sr.	WR	6-1	200	Rancho Cucamonga, Calif./Rancho Cucamonga HS/Liberty
9	Julian Lofton-Lundy	Fr.	WR	6-3	180	Rancho Cucamonga, Calif./Rancho Cucamonga HS
54	Misiolo Maluia	Fr.	OL	6-3	280	Las Vegas, Nev./Bishop Gorman HS
85	Jay McEuen	Jr.	TE	6-4	227	Chandler, Ariz./Chandler HS
35	Maxx McWhorter	Jr.	S	5-10	190	Orem, Utah/Timpanogos HS
95	Kingston Moa	Fr.	DL	6-3	230	Compton, Calif./Compton HS
4	Michael Moten	R-Sr.	WR	5-10	175	St. George, Utah/Pine View HS/Snow College
16	Mason O Bray	Fr.	CB	6-1	170	Syracuse, Utah/Northridge HS
96	Mubarek Odubiyi	Fr.	DL	6-0	225	Covina, Calif./Charter Oak HS
0	Brandy Okeke	R-So.	LB	6-3	235	Aurora, Colo./Grand View HS/Washington State
80	Eric Olsen	R-Fr.	TE	6-5	210	St. George, Utah/Desert Hills HS



2023 UTAH TECH FOOTBALL

TRAILBLAZER ALPHABETICAL ROSTER

#	NAME	YR.	POS.	HT.	WT.	HOMETOWN/PREVIOUS SCHOOL(S)
78	Peter Oney	R-Fr.	LS	6-0	205	Simi Valley, Calif./Chaminade College Prep
28	Nygel Osborne	Fr.	RB	5-11	195	Inglewood, Calif./Millikin HS
14	Bryce Parker	Fr.	WR	5-9	175	Corona, Calif./Inglewood HS
40	Carson Paterson	R-Fr.	LB	5-11	205	Eastvale, Calif./Eleanor Roosevelt HS
9	Devyn Perkins	R-So.	CB	5-10	195	Las Vegas, Nev./Las Vegas HS
33	Jarron Polu	Fr.	LB	6-3	225	St. George, Utah/Desert Hills HS
14	Preston Puni	R-Fr.	LB	6-2	238	Waipahu, Hawai'i/Orem (UT) HS
15	Ben Pupplo	Fr.	WR	6-1	175	Yakima, Wash./West Valley HS
19	Ayden Quintanilla	Fr.	CB	6-2	187	Beaverton, Ore./Mountainside HS
52	Stryker Rashid	R-Fr.	OL	6-5	270	Ogden, Utah/Weber HS
47	Jackson Rees	R-So.	P	6-0	200	Taylorsville, Utah/Taylorsville HS/Snow College
67	Nolan Reynolds	R-So.	OL	6-5	300	Riverside, Calif./Martin Luther King HS
69	Chase Richards	Jr.	OL	6-2	280	Templeton, Calif./Templeton HS/Allan Hancock CC
63	Fasito-Otai Sagapolu	So.	DL	6-1	285	St. George, Utah/Crimson Cliffs HS
2	Jordan Scott	R-Jr.	DB	6-2	200	Redlands, Calif./Citrus Valley HS
4	Jayden Sheridan	R-So.	DB	6-0	180	West Hills, Calif./Chaminade HS
84	AJ Simpson-Battle	Jr.	WR	6-3	200	Fresno, Calif./Central HS
22	Jaxson Smith	R-So.	DB	6-0	172	Pleasant Grove, Utah/Pleasant Grove HS/Snow College
94	John Sniffen	Jr.	DL	6-3	275	Waimanalo, Hawai'i/Kailua HS/Allan Hancock JC/Fresno State
11	Beau Sparks	Fr.	WR	5-11	180	El Paso, Texas/Franklin HS
70	Dylan Spencer	Fr.	OL	6-7	285	Boulder City, Nev./Boulder City HS
56	Mark Andrew Springer	Fr.	OL	6-6	290	Sandy, Utah/Alta HS
21	Bretton Stone	R-So.	RB	5-11	195	St. George, Utah/Snow Canyon HS/Snow College
2	Chris Street	Jr.	RB	5-9	210	Eastvale, Calif./Jserra Catholic HS/Cal
99	TJ Talamoni-Marcks	Sr.	DL	6-4	320	Lakeport, Calif./Clear Lake HS/Santa Rosa JC
91	Laytan Tanuvasa	R-So.	DL	6-1	295	Portland, Ore./Tigard HS
55	Iosefa Tapeni	Fr.	DL	6-3	275	Kapolei, Hawai'i/Kapolei HS
73	Devin Teahon	R-So.	OL	6-4	245	San Tan Valley, Ariz./American Leadership Acad./Univ. of Mary
15	TJ Thomas	Fr.	CB	6-3	187	Las Vegas, Nev./Foothill HS
19	Daniel Thomason	So.	WR	6-3	195	Sandy, Utah/Alta HS
16	Kobe Tracy	R-Jr.	QB	6-4	195	Chubbock, Idaho/Highland HS
27	Ilya Uvaydov	So.	PK	5-8	170	Gilbert, Ariz./Gilbert HS
6	Gabriel Valenzuela	R-Fr.	DB	5-11	175	Covina, Calif./Charter Oaks HS
58	Micah Vuki	R-Fr.	DL	6-4	255	Layton, Utah/Layton HS
17	Kale Wakley	Fr.	WR	5-10	170	Sandy, Utah/Jordan HS
32	Ronnie Walker Jr.	5th	RB	5-10	210	Hopewell, Va./Hopewell HS/Indiana/Virginia
97	Cooper Wall	Fr.	DL	6-3	230	Tumwater, Wash./Tumwater HS
3	Syrus Webster	Jr.	DL	6-4	255	West Jordan, Utah/West Jordan HS
24	Bryant Weekly	R-So.	DB	6-2	185	Pittsburg, Calif./Pittsburg HS
87	Damani Wilks	Jr.	WR	6-1	180	Las Vegas, Nev./Del Sol Academy
8	Jagger Williams	R-So.	DB	6-2	185	Baldwin Hills, Calif./Culver City HS
61	Ricky Wolfgramm	R-Fr.	DL	6-2	255	Salt Lake City, Utah/East HS



2023 UTAH TECH FOOTBALL

COACHES AND PRONUNCIATION GUIDE

COACHING STAFF

Head Coach:	Paul Peterson (5th year/Boston College, 2006)
Co-Offensive Coordinator/Offensive Line Coach:	John Hughes (5th year/Humboldt State, 2012)
Co-Offensive Coordinator/Wide Receivers Coach:	Peter Tuitupou (5th year/San Jose State, 2012)
Co-Defensive Coordinator/Safeties:	Shane Hunter (2nd year/BYU, 2011)
Co-Defensive Coordinator/Linebackers:	Misi Tupe (4th year/Texas A&M, 2008)
Inside Receivers Coach:	Kolney Cassel (1st year/Sacramento State, 2017)
Running Backs Coach/Recruiting Coordinator:	Jamison Clark (3rd year/BYU, 2021)
Defensive Line Coach:	James Cowser (1st year/Southern Utah, 2015)
Defensive Pass Game Coordinator/Cornerbacks Coach/Special Teams Coach:	J.B. Hall (1st year/Adams State, 2012)
Passing Game Coordinator/Quarterbacks Coach:	Billy Ray Stutzmann (2nd year/Hawai'i, 2013)
Assistant Coach/Offensive Line:	Caden Coulson (1st year/Missouri Southern State, 2023)
Assistant Coach/Defense:	Brady Daigh (1st Year/Colorado, 2015)
Head Strength & Conditioning Coach:	Craig Timmons (8th year/Buffalo, 2007)
Director of Football Operations:	Carissa Martinez (6th year/Utah Tech, 2019)
Football Equipment Manager:	Sheldon Prout (3rd year/Utah Tech, 2024)
Football Video Coordinator:	Ben Cox (3rd year/Utah Tech, 2021)

PRO-nun-SEE-aye-SHUN guy-DUH

PLAYERS

0 - Brandy OKEKE	OH-kay-KAY
4 - Michael MOTEN	Moe-ten
5 - Sam KANONGATA'A	CAN-no-NAW-tah-AH
6 - TALIQ Brown	tall-LEEK
7 - Jared FOTU	foe-TOO
9 - JAIVIAN Lofton	JAY-vee-UHN
12 - Skyler CASSEL	castle
14 - Preston PUNI	POOH-nee
18 - Aiden AGUAYO	ah-GUH-WAY-oh
19 - Ayden QUINTANILLA	quinn-TAN-nee-ah
21 - Will LEOTA	LEE-oh-TAW
22 - KONA Crowell	CONE-uh
22 - JAXSON Smith	Jackson
24 - Justin BUHLER	bew-LURR (like Ferris Bueller)
27 - ILYA UVAYDOV	ill-LEE-uh YOU-vay-DOVE
29 - Ryan LINEHAN	LYNN-uh-HAN
33 - Jarron POLU	PAUL-loo
36 - MALAKAI FAKUHUA	MAAL-luh-KYE FAUK-ah-HOO-ah
41 - KAILER LAUFISO	KAY-lurr LOWE-fees-OH (LOWE rhymes with VOW)
44 - Thomas LIAVA'A	lee-UH-vah-AH
52 - STRYKER RASHID	STRIKER rah-SHEED
54 - MISIOLO MALUIA	MEE-see-OLO MAWL-loo-UH
55 - Iosefa TAPENI	tah-PEE-nee

58 - Micah VUKI	VOO-key
63 - FASITO-OTAI SAGAPOLU	FAH-see-TOE oh-TYE SAG-uh-PAUL-loo
64 - KANA'I Eldredge	CAN-eye
71 - BAYO KANNIKE	BYE-oh CAN-nee-KEY
77 - Carter BESSIRE	bess-SIRE (rhymes with FIRE)
83 - NALU Kitashima	NAW-loo
85 - Jay MCEUEN	mic-YOU-enn
90 - TUIITS KANOSH	TOO-eee KUH-nosh
91 - Laytan TANUVASA	TAN-new-VAW-saw
92 - KEANU Garner	KEY-ah-NEW
93 - Demetrius FATONGIATAU	fat-ON-GEE-uh-TOWE (rhymes with VOW)
95 - Kingston MOA	moe-UH
96 - MUBAREK ODUBIYI	MOO-bar-ECK OH-doo-BEE-yee
98 - William KULIHAAPAI-ALOVAO	KOO-lee-HAW-pie AL-low-VAY-OH
99 - TJ TALAMONI-MARCKS	TALL-lah-MOAN-nee - MARKS

COACHES

Peter TUITUPOU	too-EEE-too-POE
MISI TUPE	MEE-see TOO-pay
Kolney CASSEL	castle
Brady DAIGH	DAY



2023 UTAH TECH FOOTBALL TRAILBLAZERS BY THE NUMBERS

UTAH TECH SINGLE-GAME HIGHS (CAREER)

PASSING YARDS

Michael Sanders	553 vs. Colorado Mines, 2018
Michael Sanders	527 at Chadron State, 2018
Griff Robles	453 vs. Western Oregon, 2013
Ben Longshore	427 vs. SD Mines, 2014
Stefan Cantwell	423 at Western Oregon, 2011
Judd Thompson	417 at Montana State, 2009
Kobe Tracy	388 vs. Chadron State, 2022
Victor Gabalis	377 at Stephen F. Austin, 2022
Kody Wilstead	373 at New Mexico State, 2021 (spring)

RUSHING YARDS

Blake Barney	291 at SD Mines, 2015
Adam Wells	226 at Humboldt State, 2007
Griff Robles	217 vs. Humboldt State, 2013
Quali Conley	215 vs. Tarleton State, 2022
Clifford Simms	207 at Colorado Mesa, 2016
DeJon Coleman	206 at Adams State, 2016
Sei-J Lauago	187 vs. Adams State, 2017
Sei-J Lauago	185 vs. Colorado Mesa, 2019
Drew Kannely-Robles	183 vs. Stephen F. Austin, 2021
Sei-J Lauago	168 vs. NM Highlands, 2018

RECEIVING YARDS

Mitch Frei	281 vs. Simon Fraser, 2013
DeJuan Dantzler	241 vs. Colorado Mines, 2018
DeJuan Dantzler	234 at Colorado Mines, 2019
Travis Brown	230 at Colorado Mesa, 2006
Ky. Christensen	215 vs. Adams State, 2009
Nate Stephens	200 vs. SD Mines, 2014
DeJuan Dantzler	187 at Colorado Mesa, 2018
Joey Hobert	183 at Sacramento State, 2022

TACKLES

Tyrell Grayson	19 at UC Davis, 2021
Malaki Malaki	19 at New Mexico State, 2021 (spring)
Robert Metz	19 at Central Washington, 2015
Colton Olson	18 at Azusa Pacific, 2015
Malaki Malaki	17 at Montana, 2021
Syrr Barnes	17 at SD Mines, 2019
Cache Morgan	17 vs. Adams State, 2011
Keantu Bankhead	17 vs. Humboldt State, 2010
Nick Cragin	17 vs. Humboldt State, 2010
Will Leota	16 at Stephen F. Austin, 2022

INTERCEPTIONS

Daniel Moffett	3 at Humboldt State, 2013
2	8 times, last by Aaron Simpson at NM Highlands, 2019

LONGEST FIELD GOAL

Connor Brooksby	55 (SR) vs. Southern Utah, 2022
Connor Brooksby	50 vs. Fort Lewis, 2021
James Baird	50 vs. Fort Lewis (2021 spring)
Jameson Schultz	50 at Colorado Mesa, 2011
James Baird	48 at Tarleton State (2021 spring)
Connor Brooksby	48 at NAU (2x), 2023
Connor Brooksby	at Montana State, 2023
Connor Brooksby	47 at BYU, 2022

PUNT LONG

Josh Carlson	81 at CSU-Pueblo, 2018
Nate Lewis	78 vs. Humboldt State, 2007
Andy Day	76 vs. Weber State, 2011
Jameson Schultz	74 vs. Adams State, 2011
Pono Havea	74 at Adams State, 2006
Mike Langston	72 vs. Simon Fraser, 2010
Robert Metz	68 vs. Humboldt State, 2014
Hunter Wood	61 at Western Colorado, 2019
Corey Stens	61 vs. Colorado Mesa, 2017

KICKOFF RETURN YARDS

Robbie Dias	204 vs. Humboldt State, 2006
Cache Morgan	180 at Humboldt State, 2012
Nash Fowler	173 at Montana State, 2007
Aubrey Reed	155 at Humboldt State, 2014
Darren Carter	149 vs. Humboldt State, 2010
Xavier Smith	121 vs. Chadron State, 2019

PUNT RETURN YARDS

Cache Morgan	80 at Central Washington, 2011
Nash Fowler	45 at Adams State, 2010
Shayne Day	39 at Simon Fraser, 2011
Andre Aron	35 vs. Western Oregon, 2012
Nate Stephens	33 vs. Menlo College, 2014

UTAH TECH FOOTBALL - BY THE NUMBERS

	2023	Under Peterson	FCS Era	NCAA Era (2006)
Home	0-1	9-11	5-9	37-51
Road	1-2	7-15	3-14	23-72
Neutral	0-0	0-0	0-0	0-0
vs. non-conference opponent	1-3	7-18	6-18	17-59
vs. conference opponent	0-0	9-8	2-5	43-66
vs. ranked opponent	0-2	2-13	2-11	4-28
Home vs. non-conference opponent	0-1	5-6	4-6	13-20
Home vs. conference opponent	0-0	4-5	1-3	24-31
Road vs. non-conference opponent	1-2	2-12	2-12	4-37
Road vs. conference opponent	0-0	5-3	1-2	19-35
Overtime	0-0	0-0	0-0	0-4
Coming off a win (inc. end of season)	0-1	8-10	3-7	21-38
Coming off a loss (inc. end of season)	1-2	8-16	5-16	39-82
Coming off a bye	0-0	0-2	0-2	4-3
Both teams ranked by AFCA	0-0	0-0	0-0	0-0
One team ranked by AFCA	0-2	1-13	1-11	3-28
Neither team ranked by AFCA	1-1	14-13	7-12	56-95
August	0-0	0-0	0-0	1-5
September	1-3	5-10	2-9	21-48
October	0-0	4-9	1-8	25-42
November	0-0	5-4	3-3	11-24
December	0-0	0-0	0-0	0-1
February	0-0	1-0	1-0	1-0
March	0-0	1-3	1-3	1-3
Afternoon game	1-1	10-10	4-8	32-55
Night game	0-2	6-16	4-15	28-68
More total yards than opponent	0-0	14-1	6-0	50-19
Fewer total yards than opponent	1-3	2-25	2-23	11-104
Scoring 20 points or more	0-2	15-12	7-10	52-51
Scoring less than 20 points	0-1	0-14	0-13	7-71
Scoring 30+ points	1-0	12-1	7-1	29-12
Opponent scores 30+ points	1-3	3-22	2-19	7-90
Scoring 40+ points	1-0	10-0	6-0	21-4
Opponent scored 40+ points	0-3	1-14	1-13	3-69
Game decided by 7 points or Less	0-0	2-3	2-3	20-25
UT commits no turnovers	1-0	5-1	3-1	12-6
Committing a turnover	0-3	11-25	5-22	48-117
UT forces a turnover	1-2	13-17	7-16	54-87
Scoring first in a game	1-0	10-7	7-6	40-28
Leading after 1st quarter	1-0	11-5	7-5	35-15
Lead at halftime	1-0	11-3	7-2	39-15
Trail at halftime	0-3	4-22	0-20	15-105
Tied at halftime	0-0	1-1	1-1	6-3
Lead after 3rd quarter	1-0	14-1	8-1	52-13
Trail after 3rd quarter	0-3	2-25	0-22	7-110
Tied after 3rd quarter	0-0	0-0	0-0	1-0
Gain 300 or more yards	1-3	16-18	8-15	54-64
Gain less than 300 yards	0-0	0-9	0-8	6-59
Gain 400 or more yards	0-0	15-6	7-5	42-28
Gain 500 or more yards	0-0	8-1	5-1	19-6
Gain 600 or more yards	0-0	2-0	1-0	5-2
Give up 300 or more yards	1-3	11-26	6-23	36-111
Give up less than 300 yards	0-0	5-0	2-0	24-10
Give up 400 or more yards	1-2	5-23	5-20	13-88
Give up 500 or more yards	0-2	1-10	1-11	4-37
Rush for 150 yards or more	0-0	8-4	3-4	38-20
Rush for less than 150 yards	1-3	8-22	5-19	22-103
Give up 150 or more yards rushing	1-3	5-23	4-20	23-79
Give up under 150 yards rushing	0-0	11-3	3-7	37-44
More rushing yards than opponent	0-0	10-1	4-1	45-16
Less rushing yards than opponent	1-3	6-25	4-19	15-107
Gain 150 or more yards passing	1-3	15-25	8-22	47-94
Gain less than 150 yards passing	0-0	1-1	0-1	13-29
Give up 150 or more yards passing	1-2	9-21	8-19	40-103
Give up under 150 yards passing	0-1	5-4	2-3	20-20
More passing than opponent	1-2	14-12	6-10	43-57
Less passing than opponent	0-1	2-15	2-13	17-67
Have 100-yard rusher	0-0	6-3	5-3	32-15
Opponent has 100-yard rusher	1-2	5-18	4-15	19-77
Have 200-yard passer	1-1	15-15	8-13	37-59
Opponent has 200-yard passer	1-1	8-12	4-12	21-66



2023 UTAH TECH FOOTBALL

THE LAST TIME IT HAPPENED....

			Game Span
Shutout	By Utah Tech:	vs. Fort Lewis (60-0) - 3/27/2021	26
	By Opponent:	vs. Central Washington (44-0) - 11/16/2013	96
Safety	By Utah Tech:	at Colorado State-Pueblo (Shiloh Pritchard tackle in CSUP end zone) - 9/1/2018	51
	By Opponent:	vs. Southern Utah (strip sack fumble out of back of the end zone) - 11/5/2022	6
Scored all four Quarters	By Utah Tech:	at Northern Arizona (10-27-10-2) - 9/16/2023	1
	By Opponent:	at Missouri State (14-24-14-7) - 9/23/2023	0
Defensive Extra Point	By Utah Tech:	Simote Lokotui (blocked PAT returned for conversion) at South Dakota Mines - 9/28/2019	38
	By Opponent:	Jackson Huerta (blocked PAT returned for conversion), at Central Washington - 9/23/2017	60
Blocked FG	By Utah Tech:	Max Christensen III at Missouri State - 9/23/2023	0
	By Opponent:	Desmond Williams, at Weber State - 9/17/2022	11
Blocked FG ret. by defense for TD	By Utah Tech:	Has not happened	183
	By Opponent:	Jaylen Thomas (64 yds), at Sam Houston - 11/6/2021	17
Blocked Punt	By Utah Tech:	Jaxson Smith at Stephen F. Austin - 10/29/2022	7
	By Opponent:	Nick Ciccio, vs. Colorado Mesa - 11/2/2019	33
Blocked Punt Ret. for a TD	By Utah Tech:	Simote Lokotui at New Mexico Highlands (0 yds) - 9/21/2019	39
	By Opponent:	Justin White, vs. Colorado Mesa (12 yds) - 11/2/2019	33
Punt Return for TD	By Utah Tech:	Cache Morgan at Central Washington (80 yds) - 11/12/2011	117
	By Opponent:	Junior Bergen, vs. Montana (47 yds) - 9/9/2023	2
Kickoff Return for TD	By Utah Tech:	Xavier Smith vs. Simon Fraser (99 yds) - 10/12/2019	36
	By Opponent:	Cameron Skattebo, at Sacramento State (43 yds) - 9/3/2022	14
Interception Return for TD	By Utah Tech:	Sam Kanongata'a at Northern Arizona (53 yds) - 9/16/2023	1
	By Opponent:	J.J. O'Neal, at Missouri State (10 yds) - 9/23/2023	0
Fumble Return by defense for TD	By Utah Tech:	Amari Duncan at Northern Arizona (9 yds) - 9/16/2023	1
	By Opponent:	Jahari Kay, at Sam Houston (3 yds) - 11/6/2021	17
400+ Yard Passing Game (Individual)	By Utah Tech:	Victor Gabalis vs. Southern Utah (463 yds) - 11/5/2022	6
	By Opponent:	Jacob Clark, at Missouri State (414 yds) - 9/23/2023	0
300 Yard Passing Game (Individual)	By Utah Tech:	Kobe Tracy at Northern Arizona (318 yds) - 9/16/2023	1
	By Opponent:	Beau Allen, Tarleton State (397 yds) - 11/12/2022	5
4 TD Passes in a Game	By Utah Tech:	Kenyon Oblad at UC Davis (4) - 9/18/2021	23
	By Opponent:	Bronson Barron, at Weber State (4) - 9/17/2022	12
5+ TD Passes in a Game	By Utah Tech:	Victor Gabalis vs. Southern Utah (5 - tied UT single-game record) - 11/5/2022	6
	By Opponent:	Jacob Clark, at Missouri State (5) - 9/23/2023	0
100 Yard Rusher in a Game	By Utah Tech:	Quali Conley (155 yds) vs. Southern Utah - 11/5/2022	6
	By Opponent:	Devon Starling (110 yds) at Northern Arizona - 9/16/2023	1
Consecutive 100 Yd. Rushing games	By Utah Tech:	Quali Conley at Stephen F. Austin (131 yds), vs. Southern Utah (155 yds) - 10/29 - 11/5/2022	6
	By Opponent:	at BYU 11/19/22; at Montana State; vs. Montana; at Northern Arizona - 11/13/2021-9/16/2023	1
200 Yd. Rusher in a Game	By Utah Tech:	Quali Conley (215 yds) vs. Tarleton State - 11/12/2022	5
	By Opponent:	Cameron Mayberry (224 yds), vs. Colorado School of Mines - 11/3/2018	44
Two 100 Yd. Rushers in a Game	By Utah Tech:	Sei-J Lauago (187 yds), Blake Barney (146 yds) vs. Adams State - 10/28/2017	55
	By Opponent:	Cameron Skattebo (153) and Asher O'Hara (101 yds), at Sacramento State - 9/3/2022	14
300 Yd. Rushing Game (Team)	By Utah Tech:	vs. Colorado Mesa (323 yds) - 11/2/2019	33
	By Opponent:	at Sacramento State (378 yds) - 9/3/2021	14
400 Yd. Rushing Game (Team)	By Utah Tech:	at South Dakota Mines (589 yds) - 10/31/2015	77
	By Opponent:	at Montana State (421 yds) - 9/2/2023	3
400 Yd. Passing Game (Team)	By Utah Tech:	vs. Southern Utah (463 yds) - 11/5/2022	6
	By Opponent:	at Missouri State - (462 yds) - 9/23/2023	0
500 Yd. Passing Game (Team)	By Utah Tech:	at Sacramento State (506) - 9/3/2022	14
	By Opponent:	Has not happened	183
500+ Yds. of Total Offense (Team)	By Utah Tech:	vs. Tarleton State (502 yds) - 11/12/2022	5
	By Opponent:	at Missouri State (672 yds) - 9/23/2023	0
100 Yd. Receiver in a Game	By Utah Tech:	Jaivian Lofton (108 yds) vs. Montana - 9/9/2023	2
	By Opponent:	Terique Owens (140 yds) and Raylen Sharpe (109), at Missouri State - 9/23/2023	0
Two 100 Yd. Receivers in a Game	By Utah Tech:	Rickie Johnson (277 yds), Joey Hobert (144 yds) vs. Southern Utah - 11/5/2022	6
	By Opponent:	Terique Owens (140 yds) and Raylen Sharpe (109), at Missouri State - 9/23/2023	0
200 Yd. Receiving Game	By Utah Tech:	Rickie Johnson (277 yds - School Record) vs. Southern Utah - 11/5/2022	6
	By Opponent:	Xavier Gipson (208 yds), Stephen F. Austin - 10/23/2021	19
100 Yd. Receiver & 100 Yard Rusher	By Utah Tech:	Rec: Joey Hobert (140 yds), Rush: Quali Conley (215 yds) vs. Tarleton State - 11/12/2022	4
	By Opponent:	Rec: Keanu Hill (137 yds), Rush: Christopher Brooks (102 yds) at BYU - 11/19/2022	4
300 Yd. Passer & 100 yard Rusher	By Utah Tech:	Pass: Victor Gabalis (463 yds), Rush: Quali Conley (155 yds) vs. Southern Utah - 11/5/2022	6
	By Opponent:	Pass: Jaren Hall (456 yds), Rush: Christopher Brooks (102 yds), at BYU - 11/19/2022	4
Offense < 50 Yds. Passing	By Utah Tech:	vs. Azusa Pacific (20 yds) - 9/26/2015	81
	By Opponent:	vs. Fort Lewis (38 yds) - 3/27/2021	26
Offense < 50 Yds. Rushing	By Utah Tech:	at Montana State (49 yds) - 9/2/2023	3
	By Opponent:	at Simon Fraser (48 yds) - 10/10/2015	79
Offense < 100 Yds. Total Offense	By Utah Tech:	Has not happened	183
	By Opponent:	Western New Mexico (74 yds) - 9/6/2008	159



2023 UTAH TECH FOOTBALL

INDIVIDUAL SEASON AND CAREER HIGHS

OFFENSE

#7 Boone Abbott

11 at Montana State **Comp.** .12 at Northern Iowa, 2022
 19 at Montana State **Att.** .22 at Northern Iowa, 2022
 143 at Montana State **Pass Yds.** .162 at UNI, 2022
 1 at Montana State **Pass TDs** .2 at Northern Iowa, 2022
 62 at Montana State **Long Pass** .32 at Sac. State, 2022
 3 vs. Montana **Rushes** .7 at Northern Iowa, 2022
 4 vs. Montana **Rush Yds.** .23 at Weber St., 2022
 11 vs. Montana **Long Rush** .14 at Weber St., 2022
 N/A **Rush TDs** N/A

#12 Skyler Cassel

1 at Missouri State **Comp.** .1 at Missouri State, 2023
 3 at Missouri State **Att.** .3 at Missouri State, 2023
 6 at Missouri State **Pass Yds.** .6 at Missouri State, 2023
 N/A **Pass TDs** N/A
 6 at Missouri State **Long Pass** .6 at Missouri St., 2023
 1 at Missouri State **Rushes** .1 at Missouri State, 2023
 -6 at Missouri State **Rush Yds.** .-6 at Missouri St., 2023
 -6 at Missouri State **Long Rush** .-6 at Missouri St., 2023
 N/A **Rush TDs** N/A

#5 Keith Davis

N/A **Rushes** 1 vs. Sac State, 2021
 N/A **Rush Yds.** .4 vs. Sac State, 2021
 N/A **Rush TDs** N/A
 N/A **Long Rush** .4 at Sac State, 2021
 2 (2x), last at Miss. State **Rec.** .7 vs. Missouri St., 2021
 61 at Missouri State **Rec. Yds.** .146 vs. Missouri St., 2021
 N/A **Rec. TDs** .1 (2x), last vs. Fort Lewis, 2021
 40 vs. Montana **Long Rec.** .41 vs. Tarleton, 2021

#36 Malakai Fakahua

N/A **Rushes** .2 (2x), last at SUU, 2022
 N/A **Rush Yds.** .14 at Weber St., 2022
 N/A **Rush TDs** N/A
 N/A **Long Rush** .11 at Weber St., 2022
 N/A **Rec.** N/A
 N/A **Rec. Yds.** N/A
 N/A **Rec. TDs** N/A
 N/A **Long Rec.** N/A

#13 Rickie Johnson

1 at NAU **Rushes** .1 (2x), last at NAU, 2023
 4 at NAU **Rush Yds.** .7 vs. Chadron, 2022
 N/A **Rush TDs** N/A
 4 at NAU **Long Rush** .7 vs. Chadron, 2022
 9 at Montana State **Rec.** .9 (2x), last at MSU, 2023
 90 at NAU **Rec. Yds.** .277 vs. SUU (SR), 2022
 1 (2x), last vs. Montana **Rec. TDs** .3 vs. SUU (SR), 2022
 70 at NAU **Long Rec.** .79 vs. SUU, 2022

#5 Thomas Kinslow

2 at Sacramento St. **Rushes** .2 at Sac. State, 2022
 2 (2x), last at SUU **Rush Yds.** .2 (2x), last at SUU, 2022
 N/A **Rush TDs** N/A
 2 (3x), last at SUU **Long Rush** .2 (3x), last at SUU, 2022
 N/A **Rec.** N/A
 N/A **Rec. Yds.** N/A
 N/A **Rec. TDs** N/A
 N/A **Long Rec.** N/A

#0 Jaivian Lofton

N/A **Rushes** N/A
 N/A **Rush Yds.** N/A
 N/A **Rush TDs** N/A
 N/A **Long Rush** N/A
 5 vs. Montana **Rec.** .5 vs. Montana, 2023
 108 vs. Montana **Rec. Yds.** .108 vs. Montana, 2023
 1 (2x), last at NAU **Rec. TDs** .1 (2x), last at NAU, 2023
 50 vs. Montana **Long Rec.** .50 vs. Montana, 2023

#85 Jay McEuen

N/A **Rushes** N/A
 N/A **Rush Yds.** N/A
 N/A **Rush TDs** N/A
 N/A **Long Rush** N/A
 N/A **Rec.** .1 (3x), last vs. Tarleton, 2021
 N/A **Rec. Yds.** .12 at UC Davis, 2021
 N/A **Rec. TDs** N/A
 N/A **Long Rec.** .12 at UC Davis, 2021

#14 Michael Moten

N/A **Rushes** .1 (3x), last vs. Fort Lewis, 2021
 N/A **Rush Yds.** .4 at Delaware, 2021
 N/A **Rush TDs** N/A
 N/A **Long Rush** .4 at Delaware, 2021
 4 at NAU **Rec.** .8 at Sam Houston, 2021
 76 at NAU **Rec. Yds.** .99 at Delaware, 2021
 1 at NAU **Rec. TDs** .1 (4x), last at NAU, 2021
 60 at NAU **Long Rec.** .60 at NAU, 2023

#28 Nygel Osborne

6 vs. Montana **Rushes** .6 vs. Montana, 2023
 48 vs. Montana **Rush Yds.** .48 vs. Montana, 2023
 N/A **Rush TDs** N/A
 19 vs. Montana **Long Rush** .19 vs. Montana, 2023
 1 at Montana State **Rec.** .1 at Montana St., 2023
 3 at Montana State **Rec. Yds.** .3 at Montana St., 2023
 N/A **Rec. TDs** N/A
 3 at Montana State **Long Rec.** .3 at Montana State

#14 Bryce Parker

N/A **Rushes** N/A
 N/A **Rush Yds.** N/A
 N/A **Rush TDs** N/A
 N/A **Long Rush** N/A
 1 at Missouri State **Rec.** .1 at Missouri State, 2023
 6 at Missouri State **Rec. Yds.** .6 at Missouri St., 2023
 N/A **Rec. TDs** N/A
 6 at Missouri State **Long Rec.** .6 at Missouri St., 2023

#11 Beau Sparks

N/A **Rushes** N/A
 N/A **Rush Yds.** N/A
 N/A **Rush TDs** N/A
 N/A **Long Rush** N/A
 7 (2x), last at NAU **Rec.** .7 (2x), last at NAU, 2023
 144 at Montana State **Rec. Yds.** .144 at Montana St., 2023
 1 at Montana State **Rec. TDs** .1 at Montana St., 2023
 62 at Montana State **Long Rec.** .62 at Montana St., 2023

#2 Chris Street

10 at Missouri State **Rushes** .10 at Missouri State, 2023
 62 at Missouri State **Rush Yds.** .62 at Missouri State, 2023
 N/A **Rush TDs** N/A
 14 at Missouri State **Long Rush** .14 at Missouri State, 2023
 1 (2x), last at Miss. St. **Rec.** .1 (2x), last at Miss. St., 2023
 4 at Montana **Rec. Yds.** .4 vs. Montana, 2023
 N/A **Rec. TDs** N/A
 4 vs. Montana **Long Rec.** .4 vs. Montana, 2023

#83 Daniel Thomason

N/A **Rushes** N/A
 N/A **Rush Yds.** N/A
 N/A **Rush TDs** N/A
 N/A **Long Rush** N/A
 2 at Missouri State **Rec.** .3 at Northern Iowa, 2022
 14 (2x), last at Miss. St. **Rec. Yds.** .72 at SFA, 2022
 N/A **Rec. TDs** 1 at SFA, 2022
 14 vs. Montana **Long Rec.** .72 at SFA

#16 Kobe Tracy

19 at NAU **Comp.** .28 at Sam Houston, 2021
 41 at Missouri State **Att.** .47 at Weber St., 2022
 318 at NAU **Pass Yds.** .388 vs. Chadron, 2022
 2 (2x), last at NAU **Pass TDs** .3 (2x), last vs. Chadron, 2022
 70 at NAU **Long Pass** .70 at NAU, 2023
 3 at NAU **Rushes** .12 vs. SFA, 2021
 3 at Missouri State **Rush Yds.** .22 at Sac. State, 2022
 6 at NAU **Long Rush** .18 vs. Chadron St., 2022
 1 at Missouri State **Rush TDs** .1 (2x), last at Miss. St., 2023

#17 Kale Wakley

N/A **Rushes** N/A
 N/A **Rush Yds.** N/A
 N/A **Rush TDs** N/A
 N/A **Long Rush** N/A
 1 at Missouri State **Rec.** .1 at Missouri State, 2023
 10 at Missouri State **Rec. Yds.** .10 at Missouri St., 2023
 N/A **Rec. TDs** N/A
 10 at Missouri State **Long Rec.** .10 at Missouri St., 2023

#32 Ronnie Walker Jr.

16 at NAU **Rushes** .16 at NAU, 2023
 55 vs. Montana **Rush Yds.** .55 vs. Montana, 2023
 1 (2x), last at Miss. St. **Rush TDs** .1 (2x), last at Miss. St., 2023
 20 vs. Montana **Long Rush** .20 vs. Montana, 2023
 N/A **Rec.** N/A
 N/A **Rec. Yds.** N/A
 N/A **Rec. TDs** N/A
 N/A **Long Rec.** N/A

#87 Damani Wilks

N/A **Rushes** N/A
 N/A **Rush Yds.** N/A
 N/A **Rush TDs** N/A
 N/A **Long Rush** N/A
 2 (2x), last vs. Montana **Rec.** .4 vs. Chadron St., 2022
 23 at Montana State **Rec. Yds.** .56 vs. Chadron St., 2022
 N/A **Rec. TDs** N/A
 14 at Montana State **Long Rec.** .19 vs. Tarleton, 20-21



2023 UTAH TECH FOOTBALL

2023 INDIVIDUAL SEASON AND CAREER HIGHS

DEFENSE

#25 Moon Ashby

2 at Missouri State..... **Tackles** . 2 at Missouri State, 2023
N/A..... **TFL** N/A
N/A..... **Sacks** N/A
N/A..... **PBU** N/A
N/A..... **INT** N/A

#48 Max Christensen III

4 (3x) last at NAU..... **Tackles** ...5 (2x), last at SFA, 2022
0.5 (2x), last at NAU..... **TFL** ...0.5 (4x), last at NAU, 2023
0.5 vs. Montana..... **Sacks**0.5 vs. Montana
N/A..... **PBU** 1 vs. ACU, 2022
N/A..... **INT** N/A

#30 Amari Duncan

3 at NAU..... **Tackles** ... 7 at Sam Houston, 2021
1.0 at NAU..... **TFL** ...1.0 (2x), last at NAU, 2023
N/A..... **Sacks** N/A
1 vs. Montana..... **PBU** 3 vs. Fort Lewis, 20-21
N/A..... **INT** N/A

#7 Jared Fotu

11 at NAU..... **Tackles** 11 at NAU, 2023
1.0 vs. Montana..... **TFL** ...1.0 (3x), last vs. Montana, 2023
N/A..... **Sacks** N/A
N/A..... **PBU** N/A
N/A..... **INT** N/A

#10 Dondi Fuller

11 vs. Montana..... **Tackles** 11 vs. Montana, 2023
2.0 at Montana State..... **TFL** ...2.0 at Montana St., 2023
1.0 vs. Montana..... **Sacks**1.0 vs. Montana
N/A..... **PBU** N/A
N/A..... **INT** N/A

#20 Micah Gardner

3 at Missouri State..... **Tackles**5 at Sac. State, 2022
N/A..... **TFL** N/A
N/A..... **Sacks** N/A
N/A..... **PBU** ...1 vs. Missouri State, 2021
N/A..... **INT** N/A

#12 Brevin Hamblin

7 at NAU..... **Tackles**7 at NAU, 2023
0.5 at NAU..... **TFL**0.5 at NAU, 2023
N/A..... **Sacks** N/A
N/A..... **PBU** N/A
N/A..... **INT** N/A

#1 Scooter Jackson

6 at Montana State..... **Tackles** .6 at Montana State, 2023
0.5 at Montana State..... **TFL**0.5 at Montana St., 2023
N/A..... **Sacks** N/A
1 vs. Montana..... **PBU**2 vs. Montana
N/A..... **INT** N/A

#5 Sam Kanongata'a

4 (2x), last vs. Montana **Tackles** . 5 (4x), last vs. Tarleton, 2022
1.0 at Missouri State..... **TFL** 3.0 at SFA, 2022
1.0 at Missouri State..... **Sacks**2.0 vs. Tarleton, 2022
N/A..... **PBU** ...1 vs. Chadron State, 2022
1 at NAU (TD)..... **INT** 1 at NAU (TD), 2023

#21 Will Leota

10 at NAU..... **Tackles** 16 at SFA, 2022
1.0 vs. Montana..... **TFL**1.5 at Delaware, 2021
N/A..... **Sacks** . 1.5 at Sam Houston, 2021
1 at Missouri State..... **PBU** . 1 (3x) last vs. Miss. St., 2023
1 at NAU..... **INT** ...1 (3x), last vs. NAU, 2023

#0 Brandy Okeke

2 (2x), last at Missouri St. **Tackles** 2 (2x), last at Missouri St., 2023
N/A..... **TFL** N/A
N/A..... **Sacks** N/A
N/A..... **PBU** N/A
N/A..... **INT** N/A

#9 Devyn Perkins

6 vs. Montana..... **Tackles** ...6 (3x), last vs. Montana, 2023
N/A..... **TFL** ...1.0 (2x), last at BYU, 2022
N/A..... **Sacks** ...1.0 vs. Fort Lewis, 2021
N/A..... **PBU** . 2 (3x), last vs. Chadron, 2023
N/A..... **INT** ..1 (2x), last vs. Missouri St., 2021

#33 Jarron Polu

3 at NAU..... **Tackles**3 at NAU, 2023
N/A..... **TFL** N/A
N/A..... **Sacks** N/A
N/A..... **PBU** N/A
N/A..... **INT** N/A

#63 Fasito-Otai Sagapolu

3 at Missouri State..... **Tackles** . 3 at Missouri State, 2023
1.0 at Missouri State..... **TFL** . 1.0 at Missouri State, 2023
0.5 vs. Montana..... **Sacks**0.5 vs. Montana, 2023
N/A..... **PBU** N/A
N/A..... **INT** N/A

#2 Jordan Scott

6 vs. Montana..... **Tackles** 8 at Weber State, 2022
0.5 at Montana State..... **TFL**2.0 vs. SUU, 2022
N/A..... **Sacks** . 1.0 (2x), last vs. SUU, 2022
N/A..... **PBU**1 vs. SFA, 2021
N/A..... **INT**1 vs. Missouri St., 2021

#4 Jayden Sheridan

2 at Missouri State..... **Tackles**8 vs. Tarleton, 2022
1.0 vs. Montana..... **TFL**1.0 vs. Montana, 2023
1.0 vs. Montana..... **Sacks** . 1.0 (2x), last vs. Montana, 2023
1 at NAU..... **PBU** ...2 vs. Sam Houston, 2022
N/A..... **INT**1 (2x), last at BYU, 2022

#22 Jaxson Smith

5 at NAU..... **Tackles**5 at NAU, 2023
N/A..... **TFL** N/A
N/A..... **Sacks** N/A
1 at Missouri State..... **PBU** ...1 at Missouri State, 2023
N/A..... **INT** N/A

#94 John Sniffen

2 (2x), last at Miss. St. **Tackles** .2 (2x), last at Miss. St., 2023
1.0 at Missouri State..... **TFL** . 1.0 at Missouri State, 2023
N/A..... **Sacks** N/A
N/A..... **PBU** N/A
N/A..... **INT** N/A

#99 TJ Talamoni-Marcks

1 (2x) last vs. Montana **Tackles** . 1 (3x), last vs. Montana, 2023
1.0 at Montana State..... **TFL** . 1.0 at Montana State, 2023
N/A..... **Sacks** N/A
N/A..... **PBU** N/A
N/A..... **INT** N/A

#91 Laytan Tanuvasa

3 at Montana State..... **Tackles** . 3 (3x), last at MSU, 2023
N/A..... **TFL**2.0 at Montana, 2021
N/A..... **Sacks**1.5 at Montana, 2021
N/A..... **PBU** N/A
N/A..... **INT** N/A

#15 TJ Thomas

1 at Missouri State..... **Tackles** . 1 at Missouri State, 2023
N/A..... **TFL** N/A
N/A..... **Sacks** N/A
N/A..... **PBU** N/A
N/A..... **INT** N/A

#6 Gabriel Valenzuela

3 at NAU..... **Tackles**3 at NAU, 2023
N/A..... **TFL** N/A
N/A..... **Sacks** N/A
N/A..... **PBU** N/A
1 at NAU..... **INT**1 at NAU, 2023

#3 Syrus Webster

12 vs. Montana..... **Tackles**12 vs. Montana, 2023
3.0 at NAU..... **TFL** ...3.0 (2x), last at NAU, 2023
2.0 at NAU..... **Sacks** 3.0 vs. SUU, 2022
N/A..... **PBU**1 at Sac. State, 2022
N/A..... **INT** N/A

#24 Bryant Weekly

2 at NAU..... **Tackles**4 vs. Fort Lewis, 2021
N/A..... **TFL**1.0 vs. Fort Lewis, 2021
N/A..... **Sacks**1.0 vs. Fort Lewis, 2021
N/A..... **PBU** N/A
N/A..... **INT** N/A

#8 Jagger Williams

9 at NAU..... **Tackles**9 at NAU, 2023
0.5 at Montana State..... **TFL** 1 at BYU, 2022
N/A..... **Sacks** N/A
N/A..... **PBU** N/A
N/A..... **INT**1 at Northern Iowa

#61 Ricky Wolfgramm

2 at Missouri State..... **Tackles** . 2 at Missouri State, 2023
N/A..... **TFL** N/A
N/A..... **Sacks** N/A
N/A..... **PBU** ...1 vs. Missouri State, 2021
N/A..... **INT** N/A

SPECIAL TEAMS

#43 Connor Brooksby

5 at NAU..... **PATs** 8 (2x), last vs. Chadron, 2022
5 at NAU (SR)..... **FGM** 5 at NAU (SR), 2023
48 (3x), last at NAU..... **Long FG** ...55 vs. SUU (SR), 2022

#26 Andy Day

N/A..... **PATs** 3 vs. Fort Lewis, 2021
6 vs. Montana..... **Punts** 10 at Weber State, 2022
56 at Missouri State..... **Long** ...76 vs. Weber State, 2021

#2 Chris Street

N/A..... **PRet** N/A
N/A..... **PRet Yds.** N/A
N/A..... **PRet Long** N/A
1 vs. Montana..... **KORet**1 vs. Montana, 2023
19 vs. Montana..... **KORYds.** ...19 vs. Montana, 2023
19 vs. Montana..... **KOR Long**19 vs. Montana, 2023

#9 Devyn Perkins

N/A..... **PRet** N/A
N/A..... **PRet Yds.** N/A
N/A..... **PRet Long** N/A
1 vs. Montana..... **KORet** . 2 (2x), last vs. Chadron, 2022
41 vs. Montana..... **KORYds.** 50 vs. Chadron St., 2022
41 vs. Montana..... **KOR Long**41 vs. Montana, 2023



THE PETERSON FILE

Hometown Salt Lake City, Utah
College Boston College, 2005
Family Wife, Meghan
..... Sons, Owen, Mack, Cal, Emmett, and Levi

COACHING HISTORY

2018-Present: Utah Tech

Head Coach

2017-18: Snow College

Head Coach

2012-17: Sacramento State

Offensive Coordinator, Quarterbacks

2008-12: Southern Utah

Passing Game Coordinator, Quarterbacks

2007-08: North Carolina State

Defensive Graduate Assistant, Linebackers

2006-07: BYU

Offensive Assistant, Quarterbacks

PLAYING HISTORY

2005: Ottawa Renegades, CFL

Quarterback

2003-04: Boston College

Quarterback

2001-02: Snow College

Quarterback

EDUCATION

Concordia University-Irvine, 2014

Master's of Coaching & Athletic Administration

Boston College, 2005

Bachelor of Science, General Management

Snow College, 2003

Associate of Arts

PAUL PETERSON

HEAD COACH

FIFTH YEAR

BOSTON COLLEGE (1988)

Paul Peterson is in his fifth season at the helm of the Utah Tech in 2023 and as the Trailblazers play in their fourth season as an NCAA Division I FCS program in 2023. Peterson has led the Blazers to a 8-23 overall record in their first three-plus FCS seasons, which included a 4-7 record last season, highlighted by a 3-1 mark to close the campaign.

In 2022, Utah Tech's "Spread and Shred" attack was the Western Athletic Conference's top passing offense (310.36 ypg) and led the conference in passing touchdowns (28), and was second in the WAC in total offense (425.36 ypg).

The Trailblazer offense also featured the WAC's leading rusher in Quali Conley (1,095 yds - UT school record/8 TDs) and leading receiver in Joey Hobert, who ended the season as the 2022 FCS national leader in receiving yards (1,258 - UT school record) and touchdown receptions (16 - UT school record) on his way to All-America honors.

Utah Tech landed seven players on the 2022 all-WAC postseason awards list, including six first team selections.


During his first year on the UT sideline, Peterson led the Trailblazers to an 8-3 record in 2019, marking the most successful season of the program's 14-year NCAA Division II era. Under Peterson's guidance, the Blazer offense averaged a program-record 34.5 points per game and scored a Division II-era best 50 touchdowns during the 2019 campaign.

The Trailblazers placed a program-record 17 players on the All-Rocky Mountain Athletic Conference teams, including four first-team honorees, three second-team selections, and 10 2019 honorable mention honors. Three of the first-team selections also went on to garner All-Region honors, including junior





2023 UTAH TECH FOOTBALL HEAD COACH PAUL PETERSON



kicker James Baird, junior tight end Chase Hess, and senior defensive back Aaron Simpson.

Peterson came to Utah Tech after two years as head coach at Snow College, where he led the Badgers to an 18-4 record, including a victory in the 2017 El Toro Bowl. The Badgers remained in the NJCAA Top-10 for the duration of Peterson's tenure at Snow College, climbing as high as No. 4 during the 2017 season.

Under his leadership, Peterson's Badger teams combined to earn 30 All-Western States Football League honors, including the WSFL and NJCAA Defensive Player of the Year in 2017 and WSFL Offensive Player of the Year in 2018. His Snow College teams were consistently ranked at the top of the NJCAA statistical categories, highlighted by the nation's top marks in scoring and total offense.

Prior to his time at Snow College, Peterson spent five years (2012-17) as the offensive coordinator and quarterbacks coach at NCAA Division I FCS Sacramento State. As the offensive coordinator for the Hornets, Peterson helped produce some of the

most impressive numbers in school history. The 2014 team set or tied nine school single-season records, including total points (458), points per game (38.2), touchdowns (60) and total yards (5,780). Before his time at Sacramento State, Peterson served four years as the passing game coordinator, as well as the quarterbacks and wide receivers coach at Southern Utah. During his tenure, he coached three of the most decorated quarterbacks in SUU history, highlighted by future NFL draftee Brad Sorensen.

Peterson played collegiately at Boston College where he led the Eagles to a pair of bowl victories and was named team MVP for the 2004 season. He was a two-time Big East Conference Player of the Week and was the MVP of the Continental Tire Bowl. Peterson posted a 12-2 record as a starter and finished his career ranked second in career passing percentage. Off the field, he was a recipient of the Boston College Senior Leadership Award and was named the 2005 Boston College Person of the Year.

Following his collegiate career, Peterson played for the Ottawa Renegades of the Canadian Football

League. He began his coaching career at Snow College in 2005 as the team's quarterbacks coach. That season, he helped guide the Badgers to a 9-2 overall record, a No. 8 national ranking and a bowl victory. In 2006, he moved to BYU where he served as an offensive graduate assistant. That season, the Cougars logged an 11-2 record and closed the season ranked 15th nationally after winning the Mountain West Conference and the Las Vegas Bowl.

Peterson spent one season (2007) at North Carolina State as a defensive graduate assistant under Tom O'Brien, who was his head coach at Boston College.

Peterson graduated from Boston College with a Bachelor's degree in Management in 2005, and a Master's degree in Coaching and Athletic Administration from Concordia-Irvine in 2014. He and his wife, Meagan, are the parents of five sons, Owen, Mack, Cal, Emmett and Levi.



2023 UTAH TECH FOOTBALL

2023 GAME SUMMARIES

GAME 1 - September 2 - Bobcat Stadium; Bozeman, Montana

	1	2	3	4	FINAL
UTAH TECH	3	7	0	10	20
No. 3/3 Montana State	14	21	7	21	63

UTAH TECH

RUSHING	Att	Gain	Loss	Net	TD	Long	Avg
Ronnie Walker Jr.	10	52	0	52	0	16	5.2
Boone Abbott	2	10	7	3	0	10	1.5
Nygel Osborne	1	2	0	2	0	2	2.0
Kobe Tracy	2	0	8	-8	0	0	-4.0
TOTAL	15	64	15	49	0	16	3.3

PASSING	Cmp-Att-Int	Yds	TD	Long	Sack
Kobe Tracy	10-22-1	117	1	17	1
Boone Abbott	11-19-2	143	1	62	1
TOTAL	21-41-3	260	2	62	2

RECEIVING	Tar.	No.	Yds	YAC	TD	Long
Beau Sparks	9	7	144	41	1	62
Rickie Johnson	18	9	79	38	1	17
Damani Wilks	2	2	23	9	0	14
Jaivian Lofton	4	1	6	0	0	6
Michael Moten	3	1	5	0	0	5
Nygel Osborne	1	1	3	10	0	3
Daniel Thomason	2	0	0	0	0	0
Ronnie Walker Jr.	1	0	0	0	0	0
Keith Davis	1	0	0	0	0	0
TOTAL	41	21	260	98	2	62

PUNTING	No.	Yds	Avg	Long	I20	TB
Andy Day	4	152	38.0	47	1	0
TOTAL	4	152	38.0	47	1	0

FIELD GOALS	MADE	ATT	LONG
Connor Brooksby	2	2	48
Kicks: Made - 32, 48			
Kicks: Missed - None			

MONTANA STATE

RUSHING	Att	Gain	Loss	Net	TD	Long	Avg
Scottre Humphrey	14	114	0	114	2	47	8.1
Jared White	4	84	0	84	1	79	21.0
Tommy Mellott	7	79	0	79	0	17	11.3
Elijah Elliott	8	53	2	51	0	20	6.4
Julius Davis	7	34	9	25	1	10	3.6
Sean Chambers	7	21	0	21	2	9	3.0
Jordan Reed	1	20	0	20	0	20	20.0
Lane Sumner	2	5	0	5	0	3	2.5
TOTAL	53	421	14	407	6	79	7.7

PASSING	Cmp-Att-Int	Yds	TD	Long	Sack
Tommy Mellott	8-14-0	157	1	47	0
Sean Chambers	2-2-0	53	0	45	0
Jordan Reed	2-2-0	21	1	12	0
TOTAL	12-18-0	231	2	12	0

RECEIVING	Tar.	No.	Yds	YAC	TD	Long
Clevan Thomas Jr.	6	5	59	-5	0	22
Rylan Schlepp	2	2	21	8	1	12
Jared White	2	1	47	15	1	47
Ryan Lonergan	1	1	45	24	0	45
Treyton Pickering	2	1	25	4	0	25
Julius Davis	1	1	19	0	0	19
Aidan Garrigan	2	1	15	3	0	15
Derryk Snell	2	0	0	0	0	0
TOTAL	18	12	231	49	2	47

PUNTING	No.	Yds	Avg	Long	I20	TB
Brendan Hall	1	48	48.0	48	0	1
TOTAL	1	48	48.0	48	0	1

FIELD GOALS	MADE	ATT	LONG
Kyle Sentkowski	0	0	---
Kicks: Made - None			
Kicks: Missed - None			

SCORING SUMMARY

First Quarter

04:55 MSU - Humphrey 2 yd run (Hall kick)

02:30 MSU - Chambers 3 yd run (Hall kick)

00:56 UT - Brooksby 32 yd field goal

Second Quarter

11:54 MSU - White 47 yd pass from Mellott (Hall kick)

07:52 MSU - Humphrey 29 yd run (Hall kick)

03:31 UT - Sparks 4 yd pass from Abbott (Brooksby kick)

00:58 MSU - Davis 8 yd run (Hall kick)

Third Quarter

06:16 MSU - Humphrey 9 yd run (Hall kick)

Fourth Quarter

14:08 MSU - Chambers 9 yd run (Hall kick)

10:13 UT - Brooksby 48 yd field goal


09:13 MSU - White 79 yd run (Hall kick)

07:14 UT - Johnson 17 yd pass from Tracy (Brooksby kick)

07:14 MSU - Schlepp 12 yd pass from Reed (Hall kick)

TEAM STATS

	UT	MSU
FIRST DOWNS	16	29
RUSHES-YARDS (NET)	15-49	53-407
PASSING YDS (NET)	260	231
Passes Cmp-Att-Int	21-41-3	12-18-0
TOTAL OFFENSE PLAYS-YARDS	56-309	71-638
Fumble Returns-Yards-TD	0-0-0	0-0-0
Punt Returns-Yards-TD	0-0-0	1-3-0
Kickoff Returns-Yards-TD	0-0-0	1-14-0
Interception Returns-Yards-TD	0-0-0	3-16-0
Punts (Number-Avg)	4-38.0	1-48.0
Fumbles-Lost	0-0	0-0
Penalties-Yards	7-32	3-33
Possession Time	24:38	35:22
Third-Down Conversions	4-11	9-12
Fourth-Down Conversions	0-0	1-2
Red-Zone Scores-Chances	3-3	6-7
Sacks By: Number-Yards	0-0	2-15



Freshman WR Beau Sparks (#11) made the most of his collegiate debut as he hauled in seven passes for 144 yards and one touchdown in the 2023 opener at Montana State.



2023 UTAH TECH FOOTBALL

2023 GAME SUMMARIES

GAME 2 - September 9 - Greater Zion Stadium; St. George, Utah

	1	2	3	4	FINAL
No. 13/13 Montana	14	22	7	0	43
UTAH TECH	0	0	0	13	13

MONTANA

RUSHING	Att	Gain	Loss	Net	TD	Long	Avg
Nick Ostmo	12	118	0	118	2	46	9.8
Eli Gillman	16	81	3	78	2	16	4.9
Xavier Harris	6	29	0	29	0	9	4.8
Clifton McDowell	9	32	6	26	0	9	2.9
Isiah Childs	6	26	0	26	0	13	4.3
Iverson Young	5	10	1	9	0	4	1.8
Aaron Fontes	1	1	0	1	0	1	1.0
Sam Vidlak	3	0	25	-25	0	0	-12.5
TOTAL	57	297	35	262	4	46	4.6

PASSING	Cmp-Att-Int	Yds	TD	Long	Sack
Clifton McDowell	7-10-0	94	0	21	2
Sam Vidlak	6-9-0	41	1	12	1
Kris Brown	0-2-0	0	0	0	0
TOTAL	13-21-0	135	1	21	3

RECEIVING	Tar.	No.	Yds	YAC	TD	Long
Nick Ostmo	2	2	27	23	0	20
Aaron Fontes	4	2	23	8	0	13
Sawyer Racanelli	2	2	23	0	0	12
Xavier Harris	2	2	15	14	0	12
Junior Bergen	3	1	21	12	0	21
Keelan White	1	1	15	0	0	15
Erik Barker	1	1	9	2	0	9
Evan Shafer	2	1	1	0	1	1
Isiah Childs	1	1	1	1	0	1
Ryan Simpson	1	0	0	0	0	0
Iverson Young	1	0	0	0	0	0
Drew Deck	1	0	0	0	0	0
TOTAL	21	13	135	60	1	21

PUNTING	No.	Yds	Avg	Long	I20	TB
Travi Benham	6	258	43.0	60	3	0
TOTAL	6	258	43.0	60	3	0

FIELD GOALS	MADE	ATT	LONG
Grant Glasgow	0	1	---
Kicks: Made - None			
Kicks: Missed - 33			

UTAH TECH

RUSHING	Att	Gain	Loss	Net	TD	Long	Avg
Ronnie Walker Jr.	11	55	0	55	0	20	5.0
Nygel Osborne	6	48	0	48	0	19	8.0
Boone Abbott	3	12	8	4	0	11	1.3
Kobe Tracy	1	0	4	-4	0	0	-4.0
TOTAL	21	115	12	103	0	20	4.9

PASSING	Cmp-Att-Int	Yds	TD	Long	Sack
Kobe Tracy	15-33-2	209	2	50	1
Boone Abbott	6-16-1	49	0	18	1
TOTAL	21-49-3	258	2	50	2

RECEIVING	Tar.	No.	Yds	YAC	TD	Long
Jaivian Lofton	11	5	108	7	1	50
Keith Davis	5	2	58	2	0	40
Rickie Johnson	11	4	28	3	1	11
Beau Sparks	13	4	20	4	0	6
Michael Moten	4	2	16	4	0	10
Damani Wilks	2	2	10	2	0	5
Daniel Thomason	1	1	14	0	0	14
Chris Street	1	1	4	1	0	4
TOTAL	48	21	258	23	2	50

PUNTING	No.	Yds	Avg	Long	I20	TB
Andy Day	6	244	40.7	51	1	1
TOTAL	6	244	40.7	51	1	1

FIELD GOALS	MADE	ATT	LONG
Connor Brooksby	0	0	0
Kicks: Made - None			
Kicks: Missed - None			

SCORING SUMMARY

First Quarter

10:26 UM - Ostmo 4 yd run (Glasgow kick)

04:44 UM - Gillman 2 yd run (Glasgow kick)

Second Quarter

12:41 UM - Ostmo 46 yd run (Harris rush)

05:08 UM - Bergen 47 yd punt return (Glasgow kick)

00:39 UM - Gillman 2 yd run (Glasgow kick)

Third Quarter

00:28 UM - Shafer 1 yd run (Glasgow kick)

Fourth Quarter

11:20 UT - Lofton 23 yd pass from Tracy (Brooksby kick)

04:17 UT - Johnson 7 yd pass from Tracy (Brooksby kick)

TEAM STATS

	UM	UT
FIRST DOWNS	26	17
RUSHES-YARDS (NET)	57-262	21-103
PASSING YDS (NET)	135	258
Passes Cmp-Att-Int	13-21-0	21-49-3
TOTAL OFFENSE PLAYS-YARDS	78-397	70-361
Fumble Returns-Yards-TD	0-0-0	1-5-0
Punt Returns-Yards-TD	2-47-1	0-0-0
Kickoff Returns-Yards-TD	0-0-0	2-60-0
Interception Returns-Yards-TD	3-0-0	0-0-0
Punts (Number-Avg)	6-43.0	6-40.7
Fumbles-Lost	3-1	1-1
Penalties-Yards	5-45	5-60
Possession Time	35:29	24:31
Third-Down Conversions	6-13	5-18
Fourth-Down Conversions	0-0	1-3
Red-Zone Scores-Chances	4-5	1-1
Sacks By: Number-Yards	2-12	3-16



Senior DL Dondi Fuller (#10) collected one of the Trailblazers' three sacks and racked up a season-high 11 total tackles in the home-opening loss to Montana.



2023 UTAH TECH FOOTBALL

2023 GAME SUMMARIES

GAME 3 - September 16 - Walkup Skydome; Flagstaff, Arizona

	1	2	3	4	FINAL
UTAH TECH	10	27	10	3	50
Northern Arizona	7	0	8	21	36

UTAH TECH

RUSHING	Att	Gain	Loss	Net	TD	Long	Avg
Ronnie Walker Jr.	16	50	1	49	1	8	3.1
Chris Street	6	22	1	21	0	11	3.5
Nygel Osborne	5	11	2	9	0	4	1.8
Rickie Johnson	1	4	0	4	0	4	4.0
TEAM	1	0	3	-3	0	0	-3.0
Kobe Tracy	3	7	15	-8	0	6	-2.7
TOTAL	32	94	22	72	1	11	2.3

PASSING	Cmp-Att-Int	Yds	TD	Long	Sack
Kobe Tracy	10-22-1	117	1	17	1
TOTAL	21-41-3	260	2	62	2

RECEIVING	Tar.	No.	Yds	YAC	TD	Long
Rickie Johnson	3	3	90	0	0	70
Beau Sparks	14	7	87	0	0	43
Michael Moten	4	4	76	0	1	60
Nygel Osborne	2	2	29	0	0	26
Jaivian Lofton	1	1	17	0	1	17
Damani Wilks	1	1	13	0	0	13
Keith Davis	4	1	6	0	0	6
TOTAL	32	19	318	0	2	70

PUNTING	No.	Yds	Avg	Long	I20	TB
Andy Day	3	127	42.3	29	2	0
TOTAL	3	127	42.3	29	2	0

FIELD GOALS	MADE	ATT	LONG
Connor Brooksby	5	5	48
Kicks: Made - 22, 48, 34, 48, 40			
Kicks: Missed - None			

NORTHERN ARIZONA

RUSHING	Att	Gain	Loss	Net	TD	Long	Avg
Devon Starling	16	111	1	110	1	22	6.9
Chase Belcher	6	43	0	43	1	21	7.2
Draycen Hall	5	13	5	8	1	7	1.6
Kai Millner	7	12	12	0	0	5	0.0
Adam Damante	6	8	9	-1	0	4	-0.2
TOTAL	40	187	27	160	3	22	4.0

PASSING	Cmp-Att-Int	Yds	TD	Long	Sack
Adam Damante	22-31-2	247	2	32	2
Kai Millner	4-9-1	34	0	22	0
TOTAL	26-40-3	281	2	32	2

RECEIVING	Tar.	No.	Yds	YAC	TD	Long
Chase Belcher	5	5	80	0	1	32
Coleman Owen	9	7	75	0	0	22
Marcus Phillips Jr.	2	2	37	0	1	23
Devon Starling	1	1	25	0	0	25
Isaiah Eastman	3	2	18	0	0	11
Hendrix Johnson	3	3	15	0	0	8
Bryzai White	2	1	11	0	0	11
Keyonta Lanier	6	1	10	0	0	10
Draycen Hall	4	3	7	0	0	3
Elijah Taylor	1	0	0	0	0	0
TOTAL	36	25	278	0	2	32

PUNTING	No.	Yds	Avg	Long	I20	TB
Eemil Herranen	3	135	45.0	52	0	0
TOTAL	3	135	45.0	52	0	0

FIELD GOALS	MADE	ATT	LONG
Marcus Lye	0	1	---
Kicks: Made - None			
Kicks: Missed - 50			

SCORING SUMMARY

First Quarter

07:42 UT - Brooksby 32 yd field goal
01:47 NAU - Hall 4 yd run (Lye kick)
00:00 UT - Walker Jr. 6 yd run (Brooksby kick)

Second Quarter

10:42 UT - Lofton 27 yd pass from Tracy (Brooksby kick)
06:14 UT - Kanongata'a 53 yd interception return (Brooksby kick)
03:11 UT - Perkins 9 yd fumble return (Brooksby kick)
02:13 UT - Brooksby 48 yd field goal
00:00 UT - Brooksby 34 yd field goal

Third Quarter

04:00 NAU - Starling 2 yd run (Johnson pass from Damante)
02:42 UT - Moten 60 yd pass from Tracy (Brooksby kick)
00:23 UT - Brooksby 48 yd field goal

Fourth Quarter

08:28 UT - Brooksby 40 yd field goal
05:23 NAU - Phillips Jr. 23 yd pass from Damante (Lye kick)
03:51 NAU - Belcher 32 yd pass from Damante (Lye kick)
01:10 NAU - Belcher 21 yd run (Lye kick)

TEAM STATS

	UT	NAU
FIRST DOWNS	17	23
RUSHES-YARDS (NET)	32-72	40-160
PASSING YDS (NET)	318	281
Passes Cmp-Att-Int	19-32-0	26-40-3
TOTAL OFFENSE PLAYS-YARDS	64-390	80-441
Fumble Returns-Yards-TD	1-9-1	0-0-0
Punt Returns-Yards-TD	0-0-0	1-2-0
Kickoff Returns-Yards-TD	0-0-0	2-45-0
Interception Returns-Yards-TD	3-73-1	0-0-0
Punts (Number-Avg)	3-42.3	3-45.0
Fumbles-Lost	0-0	2-2
Penalties-Yards	7-73	7-65
Possession Time	27:45	32:15
Third-Down Conversions	9-16	8-15
Fourth-Down Conversions	0-0	1-2
Red-Zone Scores-Chances	4-4	2-2
Sacks By: Number-Yards	2-9	1-15



Junior PK Connor Brooksby (#43) broke a Utah Tech single game record with five FGs (5-of-5) and finished with 20 total points (5-of-5 PAT) to help lead Utah Tech to the road win at NAU.



2023 UTAH TECH FOOTBALL

2023 GAME SUMMARIES

GAME 4 - September 23 - Robert W. Plaster Stadium: Springfield, Missouri

	1	2	3	4	FINAL
UTAH TECH	7	7	0	0	14
Missouri State	14	24	14	7	59

UTAH TECH

RUSHING	Att	Gain	Loss	Net	TD	Long	Avg
Chris Street	10	63	1	62	0	14	6.2
Ronnie Walker Jr.	11	48	10	38	1	10	3.5
Andy Day	1	30	0	30	0	30	30.0
Kobe Tracy	2	3	0	3	1	2	1.5
Skyler Cassel	1	0	6	-6	0	0	-6.0
TOTAL	25	144	17	127	2	30	5.1

PASSING	Cmp-Att-Int	Yds	TD	Long	Sack
Kobe Tracy	17-41-4	167	0	43	0
Skyler Cassel	1-3-0	6	0	6	1
TOTAL	18-44-4	173	0	43	1

RECEIVING	Tar.	No.	Yds	YAC	TD	Long
Keith Davis	2	2	61	2	0	43
Jaivian Lofton	12	4	32	3	0	20
Beau Sparks	10	5	31	10	0	20
Daniel Thomason	2	2	14	7	0	10
Rickie Johnson	5	1	14	0	0	14
Kale Wakley	1	1	10	6	0	10
Bryce Parker	2	1	6	6	0	6
Damani Wilks	3	1	4	0	0	4
Chris Street	1	1	1	1	0	1
TOTAL	38	18	173	35	0	43

PUNTING	No.	Yds	Avg	Long	I20	TB
Andy Day	5	222	44.4	56	1	1
TOTAL	5	222	44.4	56	1	1

FIELD GOALS	MADE	ATT	LONG
Connor Brooksby	0	2	---
Kicks: Made - None			
Kicks: Missed - 45, 48			

MISSOURI STATE

RUSHING	Att	Gain	Loss	Net	TD	Long	Avg
Jayden Becks	3	65	0	65	1	50	21.7
Jakairi Moses	7	59	0	59	1	38	8.4
Jacardia Wright	6	47	0	47	0	23	7.8
Ramone Green	7	26	1	25	0	11	3.6
Celdon Manning	5	15	1	14	0	8	2.8
Jacob Clark	3	7	7	0	0	7	0.0
TOTAL	31	219	9	210	2	50	6.8

PASSING	Cmp-Att-Int	Yds	TD	Long	Sack
Jacob Clark	19-26-0	414	5	51	1
Jordan Pachot	5-5-0	48	0	18	0
TOTAL	24-31-0	462	5	51	1

RECEIVING	Tar.	No.	Yds	YAC	TD	Long
Terique Owens	6	5	140	82	2	46
Raylen Sharpe	7	5	109	89	0	46
Jayden Becks	2	2	69	50	0	39
Jacardia Wright	2	2	34	34	0	28
Hunter Wood	5	3	32	2	2	14
D'Vontae Key	1	1	24	22	0	24
Jmariyae Robinson	2	2	20	6	0	12
Celdon Manning	1	1	16	0	1	16
Ramone Green	1	1	8	8	0	8
Sage White	1	1	0	0	0	0
Lance Mason	1	0	0	0	0	0
TOTAL	30	24	462	298	5	46

PUNTING	No.	Yds	Avg	Long	I20	TB
Grant Burkett	2	71	35.5	36	0	0
TOTAL	2	71	35.5	36	0	0

FIELD GOALS	MADE	ATT	LONG
Owen Rozanc	1	2	38
Kicks: Made - 38			
Kicks: Missed - 49 (blocked)			

SCORING SUMMARY

First Quarter

07:25 MSU - Owens 45 yd pass from Clark (Rozanc kick)
06:34 MSU - O'Neal 10 yd interception return (Rozanc kick)
05:44 UT - Walker Jr. 7 yd run (Brooksby kick)

Second Quarter

14:41 MSU - Manning 16 yd pass from Clark (Rozanc kick)
11:48 MSU - Wood 8 yd pass from Clark (Rozanc kick)
07:47 UT - Tracy 1 yd run (Brooksby kick)
04:50 MSU - Wood 10 yd pass from Clark (Rozanc kick)
00:20 MSU - Rozanc 38 yd field goal

Third Quarter

14:07 MSU - Owens 56 yd pass from Clark (Rozanc kick)
03:50 MSU - Becks 50 yd run (Rozanc kick)

Fourth Quarter

13:26 MSU - Moses 1 yd run (Rozanc kick)

TEAM STATS

	UT	MSU
FIRST DOWNS	18	23
RUSHES-YARDS (NET)	25-127	31-210
PASSING YDS (NET)	173	462
Passes Cmp-Att-Int	18-44-4	24-31-0
TOTAL OFFENSE PLAYS-YARDS	69-300	62-672
Fumble Returns-Yards-TD	1-10-0	0-0-0
Punt Returns-Yards-TD	0-0-0	2-35-0
Kickoff Returns-Yards-TD	1-0-0	0-0-0
Interception Returns-Yards-TD	0-0-0	4-17-1
Punts (Number-Avg)	5-44.4	2-35.5
Fumbles-Lost	1-0	5-2
Penalties-Yards	6-75	11-129
Possession Time	29:03	30:57
Third-Down Conversions	4-13	7-11
Fourth-Down Conversions	1-2	0-0
Red-Zone Scores-Chances	2-3	4-4
Sacks By: Number-Yards	1-6	1-6



Junior punter Andy Day (#26) punted five times for 222 yards (44.4 ypp), highlighted by a season-long 56-yard boot. He also ran for 30 yards and a first down on a fourth quarter fake punt, and made a touchdown-saving tackle in the first quarter, in the loss at Missouri State.



2023 UTAH TECH FOOTBALL

2023 STATISTICS



2023-24 Utah Tech Football
Overall Team Statistics
All games

Page 1/2
as of Sep 24, 2023

Team Statistics

	UTTECH	OPP
Scoring	97	201
Points per game	24.3	50.3
Points Off Turnovers	26	49
First Downs	68	101
Rushing	23	49
Passing	37	46
Penalty	8	6
Rushing Yardage	351	1034
Yards gained rushing	417	1119
Yards lost rushing	66	85
Rushing attempts	93	181
Average per rush	3.8	5.7
Average per game	87.8	258.5
TDs Rushing	3	16
Passing Yardage	1009	1109
Comp-Att-Int	79-166-10	75-110-3
Average per pass	6.1	10.1
Average per catch	12.8	14.8
Average per game	252.3	277.3
TDs Passing	6	10
Total offense	1360	2143
Total plays	259	291
Average per play	5.3	7.4
Average per game	340.0	535.8
Kick returns: #-Yards	3-60	3-59
Punt returns: #-Yards	0-0	6-87
Int returns: #-Yards	3-73	10-48
Kick return average	20.0	19.7
Punt return average	0.0	14.5
Int return average	24.3	4.8
Fumbles-Lost	2-1	10-5
Penalties-Yards	25-240	26-274
Average per game	60.0	68.5
Punts-Yards	17-704	12-512
Average per punt	41.4	42.7
Net punt average	33.9	41.0
Kickoffs-Yards	21-1287	31-1902
Average per kick	61.3	61.4
Net kick average	39.0	38.3
Time of possession / game	26:27	33:33
3rd-down conversion	22/58	30/51
3rd-down pct	38%	59%
4rd-down conversion	2/5	2/4





2023 UTAH TECH FOOTBALL

2023 STATISTICS



2023-24 Utah Tech Football
Overall Team Statistics
All games

Page 2/2
as of Sep 24, 2023

	UTTECH	OPP
4rd-down pct	40%	50%
Sacks by-Yards	6-31	6-48
Misc Yards	0	0
Touchdowns scored	11	28
Field goals - attempts	7-9	1-4
On-Side kicks	0-0	2-3
Red-zone scores	(10-11) 91%	(16-18) 89%
Red-zone touchdowns	(7-11) 64%	(16-18) 89%
PAT-attempts	(10-10) 100%	(26-26) 100%
2-point conversion-attempts	(0-1) 0%	(2-2) 100%
Attendance	5766	40071
Games / Avg per game	1/5766	3/13357
Neutral site games	-	0/0

Score by Periods

Team	1st	2nd	3rd	4th	OT	TOT
Utah Tech	20	41	10	26	0	97
Opponents	49	67	36	49	0	201





2023 UTAH TECH FOOTBALL

2023 STATISTICS



2023-24 Utah Tech Football
Combined Team Statistics
All games

Page 1/3
as of Sep 24, 2023

Team Results

Date	Opponent		Score	Att.
09/02/2023	at Montana St.	L	20-63	21967
09/09/2023	Montana	L	13-43	5766
09/16/2023	at Northern Ariz.	W	50-36	7102
09/23/2023	at Missouri St.	L	14-59	11002

Game Records

Record	Overall	Home	Away	Neutral
ALL GAMES	1-3	0-1	1-2	0-0
CONFERENCE	0-0	0-0	0-0	0-0
NON-CONFERENCE	1-3	0-1	1-2	0-0

Rushing

Player	gp	att	gain	loss	net	avg	td	lg	avg/g
Ronnie Walker Jr.	4	48	205	11	194	4.0	2	20	48.5
Chris Street	4	16	85	2	83	5.2	0	14	20.8
Nygel Osborne	3	12	61	2	59	4.9	0	19	19.7
Andy Day	4	1	30	0	30	30.0	0	30	7.5
Boone Abbott	2	5	22	15	7	1.4	0	11	3.5
Rickie Johnson	4	1	4	0	4	4.0	0	4	1.0
Skyler Cassel	1	1	0	6	-6	-6.0	0	0	-6.0
Kobe Tracy	4	8	10	27	-17	-2.1	1	6	-4.3
Team	4	1	0	3	-3	-3.0	0	0	-0.8
Total	4	93	417	66	351	3.8	3	30	87.8
Opponents	4	181	1119	85	1034	5.7	16	79	258.5

Passing

Player	gp	effic	comp-att-int	pct	yds	td	lg	avg/g
Kobe Tracy	4	102.8	61-128-7	47.7	811	5	70	202.8
Boone Abbott	2	86.9	17-35-3	48.6	192	1	62	96.0
Skyler Cassel	1	50.1	1-3-0	33.3	6	0	6	6.0
Total	4	98.5	79-166-10	47.6	1009	6	70	252.3
Opponents	4	177.4	75-110-3	68.2	1109	10	51	277.3

Receiving

Player	gp	no.	yds	avg	td	lg	avg/g
Beau Sparks	4	23	282	12.3	1	62	70.5
Rickie Johnson	4	17	211	12.4	2	70	52.8
Jaivian Lofton	4	11	163	14.8	2	50	40.8
Michael Moten	3	7	97	13.9	1	60	32.3
Damani Wilks	4	6	50	8.3	0	14	12.5
Keith Davis	4	5	125	25.0	0	43	31.3
Daniel Thomason	3	3	28	9.3	0	14	9.3
Nygel Osborne	3	3	32	10.7	0	26	10.7
Chris Street	4	2	5	2.5	0	4	1.3
Bryce Parker	1	1	6	6.0	0	6	6.0
Kale Wakley	2	1	10	10.0	0	10	5.0
Total	4	79	1009	12.8	6	70	252.3
Opponents	4	75	1109	14.8	10	47	277.3

Team Statistics

	UTTECH	OPP
First Downs	68	101
Rushing	23	49
Passing	37	46
Penalty	8	6
Rushing Yardage	351	1034
Rushing attempts	93	181
Average per rush	3.8	5.7
Average per game	87.8	258.5
TDs Rushing	3	16
Passing Yardage	1009	1109
Comp-Att-Int	79-166-10	75-110-3
Average per pass	6.1	10.1
Average per catch	12.8	14.8
Average per game	252.3	277.3
TDs Passing	6	10
Total offense	1360	2143
Average per play	5.3	7.4
Average per game	340.0	535.8
Kick returns: #-Yards	3-60	3-59
Punt returns: #-Yards	0-0	6-87
Int returns: #-Yards	3-73	10-48
Fumbles-Lost	2-1	10-5
Penalties-Yards	25-240	26-274
Punts-Avg	17-41.4	12-42.7
Time of possession / game	26:27	33:33
3rd-down conversion	22/58	30/51
4rd-down conversion	2/5	2/4
PAT-attempts	(10-10) 100%	(26-26) 100%
2-point conversion-attempts	(0-1) 0%	(2-2) 100%

Interceptions

Player	no.	yds	avg	td	lg
Sam Kanongata'a	1	53	53.0	1	53
Gabriel Valenzuela	1	20	20.0	0	20
Will Leota	1	0	0.0	0	0
Total	3	73	24.3	1	53
Opponents	10	48	4.8	1	16



2023 UTAH TECH FOOTBALL

2023 STATISTICS



2023-24 Utah Tech Football Combined Team Statistics All games

Page 2/3
as of Sep 24, 2023

Field Goals

Player	fg	pct.	01-19	20-29	30-39	40-49	50-99	lg	blk
Connor Brooksby	7-9	77.8	0-0	1-1	2-2	4-6	0-0	48	0
Opponents	1-4	25.0	0-0	0-0	1-2	0-1	0-1	38	1

Scoring

Player	td	fg	PAT					pts
			kick	rush	rcv	pass	dxp	
Connor Brooksby	-	7-9	10-10	-	-	-	-	31
Ronnie Walker Jr.	2	-	-	-	-	-	-	12
Rickie Johnson	2	-	-	-	-	-	-	12
Jaivian Lofton	2	-	-	-	-	-	-	12
Kobe Tracy	1	-	-	-	-	-	-	6
Michael Moten	1	-	-	-	-	-	-	6
Amari Duncan	1	-	-	-	-	-	-	6
Sam Kanongata'a	1	-	-	-	-	-	-	6
Beau Sparks	1	-	-	-	-	-	-	6
Total	11	7-9	10-10	0	0	0	0	97
Opponents	28	1-4	26-26	1	1	1	0	201

Score by Periods

Team	1st	2nd	3rd	4th	OT	TOT
Utah Tech	20	41	10	26	0	97
Opponents	49	67	36	49	0	201

Punting

Player	no.	yds	avg	lg	tb	fc	i20	50+	blk
Andy Day	17	704	41.4	56	2	7	5	3	0
Total	17	704	41.4	56	2	7	5	3	0
Opponents	12	512	42.7	60	1	8	3	2	0

Punt Returns

Player	no.	yds	avg	td	lg
Total	0	0	0.0	0	0
Opponents	6	87	14.5	1	47

Kick Returns

Player	no.	yds	avg	td	lg
Devyn Perkins	2	41	20.5	0	41
Chris Street	1	19	19.0	0	19
Total	3	60	20.0	0	41
Opponents	3	59	19.7	0	24

All Purpose

Player	g	rush	rcv	pr	kr	ir	total	avg/g
Beau Sparks	4	0	282	0	0	0	282	70.5
Rickie Johnson	4	4	211	0	0	0	215	53.8
Ronnie Walker Jr.	4	194	0	0	0	0	194	48.5
Jaivian Lofton	4	0	163	0	0	0	163	40.8
Keith Davis	4	0	125	0	0	0	125	31.3
Chris Street	4	83	5	0	19	0	107	26.8
Michael Moten	3	0	97	0	0	0	97	32.3
Nygel Osborne	3	59	32	0	0	0	91	30.3
Sam Kanongata'a	4	0	0	0	0	53	53	13.3
Damani Wilks	4	0	50	0	0	0	50	12.5
Devyn Perkins	4	0	0	0	41	0	41	10.3
Andy Day	4	30	0	0	0	0	30	7.5
Daniel Thomason	3	0	28	0	0	0	28	9.3
Gabriel Valenzuela	4	0	0	0	0	20	20	5.0
Kale Wakley	2	0	10	0	0	0	10	5.0
Boone Abbott	2	7	0	0	0	0	7	3.5
Bryce Parker	1	0	6	0	0	0	6	6.0
Skyler Cassel	1	-6	0	0	0	0	-6	-6.0
Kobe Tracy	4	-17	0	0	0	0	-17	-4.3
Total	4	351	1009	0	60	73	1493	373.3
Opponents	4	1034	1109	87	59	48	2337	584.3

Total Offense

Player	g	plays	rush	pass	total	avg/g
Kobe Tracy	4	136	-17	811	794	198.5
Boone Abbott	2	40	7	192	199	99.5
Ronnie Walker Jr.	4	48	194	0	194	48.5
Chris Street	4	16	83	0	83	20.8
Nygel Osborne	3	12	59	0	59	19.7
Andy Day	4	1	30	0	30	7.5
Rickie Johnson	4	1	4	0	4	1.0
Total	4	259	351	1009	1360	340.0
Opponents	4	291	1034	1109	2143	535.8



2023 UTAH TECH FOOTBALL

2023 STATISTICS



2023-24 Utah Tech Football
Individual Statistics
All games

Page 1/3
as of Sep 24, 2023

Rushing

Player	gp	att	gain	loss	net	avg	td	lg	avg/g
Ronnie Walker Jr.	4	48	205	11	194	4.0	2	20	48.5
Chris Street	4	16	85	2	83	5.2	0	14	20.8
Nygel Osborne	3	12	61	2	59	4.9	0	19	19.7
Andy Day	4	1	30	0	30	30.0	0	30	7.5
Boone Abbott	2	5	22	15	7	1.4	0	11	3.5
Rickie Johnson	4	1	4	0	4	4.0	0	4	1.0
Skyler Cassel	1	1	0	6	-6	-6.0	0	0	-6.0
Kobe Tracy	4	8	10	27	-17	-2.1	1	6	-4.3
Team	4	1	0	3	-3	-3.0	0	0	-0.8
Total	4	93	417	66	351	3.8	3	30	87.8
Opponents	4	181	1119	85	1034	5.7	16	79	258.5

Passing

Player	gp	effic	comp-att-int	pct	yds	td	lg	avg/g
Kobe Tracy	4	102.8	61-128-7	47.7	811	5	70	202.8
Boone Abbott	2	86.9	17-35-3	48.6	192	1	62	96.0
Skyler Cassel	1	50.1	1-3-0	33.3	6	0	6	6.0
Total	4	98.5	79-166-10	47.6	1009	6	70	252.3
Opponents	4	177.4	75-110-3	68.2	1109	10	51	277.3

Receiving

Player	gp	no.	yds	avg	td	lg	avg/g
Beau Sparks	4	23	282	12.3	1	62	70.5
Rickie Johnson	4	17	211	12.4	2	70	52.8
Jaivian Lofton	4	11	163	14.8	2	50	40.8
Michael Moten	3	7	97	13.9	1	60	32.3
Damani Wilks	4	6	50	8.3	0	14	12.5
Keith Davis	4	5	125	25.0	0	43	31.3
Daniel Thomason	3	3	28	9.3	0	14	9.3
Nygel Osborne	3	3	32	10.7	0	26	10.7
Chris Street	4	2	5	2.5	0	4	1.3
Bryce Parker	1	1	6	6.0	0	6	6.0
Kale Wakley	2	1	10	10.0	0	10	5.0
Total	4	79	1009	12.8	6	70	252.3
Opponents	4	75	1109	14.8	10	47	277.3

Punt Returns

Player	no.	yds	avg	td	lg
Total	0	0	0.0	0	0
Opponents	6	87	14.5	1	47

Interceptions

Player	no.	yds	avg	td	lg
Sam Kanongata'a	1	53	53.0	1	53
Gabriel Valenzuela	1	20	20.0	0	20
Will Leota	1	0	0.0	0	0
Total	3	73	24.3	1	53
Opponents	10	48	4.8	1	16

Kick Returns

Player	no.	yds	avg	td	lg
Devyn Perkins	2	41	20.5	0	41
Chris Street	1	19	19.0	0	19
Total	3	60	20.0	0	41
Opponents	3	59	19.7	0	24

Fumble Returns

Player	no.	yds	avg	td	lg
Amari Duncan	1	9	9.0	1	9
Jagger Williams	1	10	10.0	0	10
Jordan Scott	1	5	5.0	0	5
Sam Kanongata'a	1	0	0.0	0	0
Syrus Webster	1	0	0.0	0	0
Total	5	24	4.8	1	10
Opponents	1	0	0.0	0	0



2023 UTAH TECH FOOTBALL

2023 STATISTICS



2023-24 Utah Tech Football
Individual Statistics
All games

Page 2/3
as of Sep 24, 2023

Scoring

Player			PAT						pts
	td	fg	kick	rush	rcv	pass	dxp	saf	
Connor Brooksby	-	7-9	10-10	-	-	-	-	-	31
Ronnie Walker Jr.	2	-	-	-	-	-	-	-	12
Rickie Johnson	2	-	-	-	-	-	-	-	12
Jaivian Lofton	2	-	-	-	-	-	-	-	12
Kobe Tracy	1	-	-	-	-	-	-	-	6
Michael Moten	1	-	-	-	-	-	-	-	6
Amari Duncan	1	-	-	-	-	-	-	-	6
Sam Kanongata'a	1	-	-	-	-	-	-	-	6
Beau Sparks	1	-	-	-	-	-	-	-	6
Total	11	7-9	10-10	0	0	0	0	0	97
Opponents	28	1-4	26-26	1	1	1	0	0	201

Field Goals

Player	fg	pct.	01-19	20-29	30-39	40-49	50-99	lg	blk
Connor Brooksby	7-9	77.8	0-0	1-1	2-2	4-6	0-0	48	0
Opponents	1-4	25.0	0-0	0-0	1-2	0-1	0-1	38	1

FG Sequence

Team Name	Utah Tech	Opponents
Montana St.	(32),(48)	
Northern Ariz.	(22),(48),(34),(48),(40)	50
Missouri St.	45,48	(38),49
Montana		33

Numbers in (parentheses) indicate field goal was made

Total Offense

Player	g	plays	rush	pass	total	avg/g
Kobe Tracy	4	136	-17	811	794	198.5
Boone Abbott	2	40	7	192	199	99.5
Ronnie Walker Jr.	4	48	194	0	194	48.5
Chris Street	4	16	83	0	83	20.8
Nygel Osborne	3	12	59	0	59	19.7
Andy Day	4	1	30	0	30	7.5
Rickie Johnson	4	1	4	0	4	1.0
Team	4	0	-3	0	-3	-0.8
Total	4	259	351	1009	1360	340.0
Opponents	4	291	1034	1109	2143	535.8

Punting

Player	no.	yds	avg	lg	tb	fc	i20	50+	blk
Andy Day	17	704	41.4	56	2	7	5	3	0
Total	17	704	41.4	56	2	7	5	3	0
Opponents	12	512	42.7	60	1	8	3	2	0

Kickoffs

Player	no.	yds	avg	tb	ob	retn	net	ydln
Connor Brooksby	21	1287	61.3	15	1			
Total	21	1287	61.3	15	1	3	39	25
Opponents	31	1902	61.4	25	2	4	38.3	26

All Purpose

Player	g	rush	rcv	pr	kr	ir	total	avg/g
Beau Sparks	4	0	282	0	0	0	282	70.5
Rickie Johnson	4	4	211	0	0	0	215	53.8
Ronnie Walker Jr.	4	194	0	0	0	0	194	48.5
Jaivian Lofton	4	0	163	0	0	0	163	40.8
Keith Davis	4	0	125	0	0	0	125	31.3
Chris Street	4	83	5	0	19	0	107	26.8
Michael Moten	3	0	97	0	0	0	97	32.3
Nygel Osborne	3	59	32	0	0	0	91	30.3
Sam Kanongata'a	4	0	0	0	0	53	53	13.3
Damani Wilks	4	0	50	0	0	0	50	12.5
Devyn Perkins	4	0	0	0	41	0	41	10.3
Andy Day	4	30	0	0	0	0	30	7.5
Daniel Thomason	3	0	28	0	0	0	28	9.3
Gabriel Valenzuela	4	0	0	0	0	20	20	5.0
Kale Wakley	2	0	10	0	0	0	10	5.0
Boone Abbott	2	7	0	0	0	0	7	3.5
Bryce Parker	1	0	6	0	0	0	6	6.0
Skyler Cassel	1	-6	0	0	0	0	-6	-6.0
Kobe Tracy	4	-17	0	0	0	0	-17	-4.3
Team	4	-3	0	0	0	0	-3	-0.8
Total	4	351	1009	0	60	73	1493	373.3
Opponents	4	1034	1109	87	59	48	2337	584.3





2023 UTAH TECH FOOTBALL

2023 STATISTICS



2023-24 Utah Tech Football
Overall Defense Statistics
All games

Page 1/1
as of Sep 24, 2023

Team Defense

##	Player	gp	Tackles				Sacks	Pass defense			Fumbles		blkd	
			ua	a	tot	tfl/yds		int-yds	brup	qbh	fr-yds	ff	kick	saf
10	Dondi Fuller	4	12	21	33	3-8	1-2	.	.	2
7	Jared Fotu	4	14	18	32	1-3
3	Syrus Webster	4	10	18	28	3.5-14	2-9	.	.	1	1-0	1	.	.
21	Will Leota	4	19	9	28	1.5-2	.	1-0	1	1
8	Jagger Williams	4	15	12	27	0.5-1	1-10	1	.	.
48	Max Christensen III	4	7	8	15	1-1	0.5-1	.	.	2	.	.	1	.
2	Jordan Scott	3	5	8	13	0.5-4	1-5	.	.	.
12	Brevin Hamblin	4	6	6	12	0.5-1
1	Scooter Jackson	3	9	2	11	0.5-2	.	.	2
5	Sam Kanongata'a	4	5	6	11	1.5-6	1-6	1-53	.	1	1-0	1	.	.
9	Devyn Perkins	4	6	4	10
30	Amari Duncan	4	6	3	9	1-3	.	.	1	1	1-9	1	.	.
63	Fasito-Otai Sagapolu	4	7	1	8	1.5-3	0.5-2	.	.	1	.	1	.	.
22	Jaxson Smith	4	3	3	6	.	.	.	1
0	Brandy Okeke	4	1	5	6	2
20	Micah Gardner	4	3	3	6	1
33	Jarron Polu	3	2	4	6	.	.	.	1
4	Jayden Sheridan	4	2	3	5	1-11	1-11	.	1
91	Laytan Tanuvasa	4	.	5	5
94	John Sniffen	4	3	2	5	1-1
61	Ricky Wolfgramm	4	2	2	4
6	Gabriel Valenzuela	4	1	3	4	.	.	1-20
24	Bryant Weekly	4	1	2	3
99	TJ Talamoni-Marcks	3	2	.	2	1-2
25	Moon Ashby	4	1	1	2
1	Rickie Johnson	4	1	.	1
26	Andy Day	4	1	.	1
11	Beau Sparks	4	1	.	1
13	Aaron Holloway	4	.	1	1
15	TJ Thomas	3	1	.	1
32	Ronnie Walker Jr.	4	.	1	1
36	Malakai Fakahua	4	.	1	1
6	Taliq Brown	1	1	.	1
Totals		4	147	152	299	19-62	6-31	3-73	7	12	5-24	5	1	0
Opponents		4	98	118	216	15-65	6-48	10-48	25	19	1-0	2	0	0





2023 UTAH TECH FOOTBALL

2023 STATISTICS



2023-24 Utah Tech Football
Team Game-by-Game
All games

Page 1/1
as of Sep 24, 2023

Date	Opponent	Rushing				Receiving				Passing				Kick Returns				Punt Returns				tot
		no.	yds	td	lg	no.	yds	td	lg	cmp-att-int	yds	td	lg	no.	yds	td	lg	no.	yds	td	lg	off
09/02/2023	at Montana St.	15	49	0	16	21	260	2	62	21-41-3	260	2	62	0	0	0	0	0	0	0	0	309
09/09/2023	Montana	21	103	0	20	21	258	2	50	21-49-3	258	2	50	2	60	0	41	0	0	0	0	361
09/16/2023	at Northern Ariz.	32	72	1	11	19	318	2	70	19-32-0	318	2	70	0	0	0	0	0	0	0	0	390
09/23/2023	at Missouri St.	25	127	2	30	18	173	0	43	18-44-4	173	0	43	1	0	0	0	0	0	0	0	300
Utah Tech		93	351	3	30	79	1009	6	70	79-166-10	1009	6	70	3	60	0	41	0	0	0	0	1360
Opponents		181	1034	16	79	75	1109	10	47	75-110-3	1109	10	51	3	59	0	24	6	87	1	47	2143

Utah Tech Averages

Games	Avg/ rush	Avg/ catch	Pass effic	KR avg	PR avg	All purpose avg/game	Total offense avg/game
4	3.8	12.8	98.5	20.0	0.0	373.3	340.0

Date	Opponent	Tackles				Sacks	Fumble	Pass Defense			blkd	PAT attempts			off			
		ua	a	total	tfl-yds	no-yds	ff	fr-yds	int-yds	qbh	brup	kick	kick	rush	rcv	saf	t/o	pts
09/02/2023	at Montana St.	37	32	69	4.0-14	0-0	0	0-0	0-0	2	0	0	2-2	0	0	0	0	20
09/09/2023	Montana	42	40	82	6.0-21	3-16	1	1-5	0-0	7	3	0	1-1	0	0	0	6	13
09/16/2023	at Northern Ariz.	34	50	84	6.0-19	2-9	1	2-9	3-73	1	2	0	5-5	0	0	0	20	50
09/23/2023	at Missouri St.	34	30	64	3.0-8	1-6	3	2-10	0-0	2	2	1	2-2	0	0	0	0	14
Utah Tech		147	152	299	19.0-62	6-31	5	5-24	3-73	12	7	1	10-10	0	0	0	26	97
Opponents		98	118	216	15.0-65	6-48	2	1-0	10-48	19	25	0	26-26	1	1	0	49	201

Date	Opponent	Punting										Field Goals			Kickoffs			
		no.	yds	avg	long	blkd	tb	fc	50+	i20	md-att	long	blkd	no.	yds	avg	tb	ob
09/02/2023	at Montana St.	4	152	38.0	47	0	0	2	0	1	2-2	48	0	5	292	58.4	3	0
09/09/2023	Montana	5	203	40.6	51	0	1	3	1	1	0-0	0	0	3	195	65.0	3	0
09/16/2023	at Northern Ariz.	3	127	42.3	49	0	0	1	0	2	5-5	48	0	10	607	60.7	7	0
09/23/2023	at Missouri St.	5	222	44.4	56	0	1	1	2	1	0-2	0	0	3	193	64.3	2	1
Utah Tech		17	704	41.4	56	0	2	7	3	5	7-9	48	0	21	1287	61.3	15	1
Opponents		12	512	42.7	60	0	1	8	2	3	1-4	38	1	31	1902	61.4	25	2



2023 UTAH TECH FOOTBALL

2023 STATISTICS



2023-24 Utah Tech Football
Opponents Game-by-Game
All games

Page 1/1
as of Sep 24, 2023

Date	Opponent	Rushing				Receiving				Passing				Kick Returns				Punt Returns				tot off
		no.	yds	td	lg	no.	yds	td	lg	cmp-att-int	yds	td	lg	no.	yds	td	lg	no.	yds	td	lg	
09/02/2023	at Montana St.	53	402	7	79	12	231	2	47	12-18-0	231	2	47	1	14	0	14	1	3	0	3	633
09/09/2023	Montana	57	262	4	46	13	135	1	21	13-21-0	135	1	21	0	0	0	0	2	47	1	47	397
09/16/2023	at Northern Ariz.	40	160	3	22	26	281	2	32	26-40-3	281	2	32	2	45	0	24	1	2	0	2	441
09/23/2023	at Missouri St.	31	210	2	50	24	462	5	46	24-31-0	462	5	51	0	0	0	0	2	35	0	35	672
Opponents		181	1034	16	79	75	1109	10	47	75-110-3	1109	10	51	3	59	0	24	6	87	1	47	2143
Utah Tech		93	351	3	30	79	1009	6	70	79-166-10	1009	6	70	3	60	0	41	0	0	0	0	1360

Opponents Averages

Games	Avg/ rush	Avg/ catch	Pass effc	KR avg	PR avg	All purpose avg/game	Total offense avg/game
4	5.7	14.8	177.4	19.7	14.5	584.3	535.8

Date	Opponent	Tackles				Sacks	Fumble	Pass Defense			blkd	PAT attempts			off			
		ua	a	total	tfl-yds	no-yds	ff	fr-yds	int-yds	qbh	brup	kick	kick	rush	rcv	saf	t/o	pts
09/02/2023	at Montana St.	29	10	39	3.0-16	2-15	0	0-0	3-31	5	4	0	9-9	0	0	0	14	63
09/09/2023	Montana	26	28	54	2.0-12	2-12	1	1-0	3-0	7	7	0	5-5	1	0	0	21	43
09/16/2023	at Northern Ariz.	15	54	69	5.0-20	1-15	0	0-0	0-0	2	7	0	4-4	0	1	0	0	36
09/23/2023	at Missouri St.	28	26	54	5.0-17	1-6	1	0-0	4-17	5	7	0	8-8	0	0	0	14	59
Opponents		98	118	216	15.0-65	6-48	2	1-0	10-48	19	25	0	26-26	1	1	0	49	201
Utah Tech		147	152	299	19.0-62	6-31	5	5-24	3-73	12	7	1	10-10	0	0	0	26	97

Date	Opponent	Punting										Field Goals			Kickoffs			
		no.	yds	avg	long	blkd	tb	fc	50+	i20	md-att	long	blkd	no.	yds	avg	tb	ob
09/02/2023	at Montana St.	1	48	48.0	48	0	1	0	0	0	0-0	0	0	10	650	65.0	10	0
09/09/2023	Montana	6	258	43.0	60	0	0	4	1	3	0-1	0	0	7	455	65.0	5	0
09/16/2023	at Northern Ariz.	3	135	45.0	52	0	0	2	1	0	0-1	0	0	4	208	52.0	3	0
09/23/2023	at Missouri St.	2	71	35.5	36	0	0	2	0	0	1-2	38	1	10	589	58.9	7	2
Opponents		12	512	42.7	60	0	1	8	2	3	1-4	38	1	31	1902	61.4	25	2
Utah Tech		17	704	41.4	56	0	2	7	3	5	7-9	48	0	21	1287	61.3	15	1



2023 UTAH TECH FOOTBALL

2023 STATISTICS



2023-24 Utah Tech Football
Games Played
All games

Page 1/2
as of Sep 24, 2023

##	Player	GP-GS	MSU	Mont	NAU	MOST	##	Player	GP-GS	MSU	Mont	NAU	MOST
0	Jaivian Lofton	4/3	START	START	XXX	START	43	Connor Brooksby	4/0	XXX	XXX	XXX	XXX
0	Brandy Okeke	4/0	XXX	XXX	XXX	XXX	44	Thomas Liava'a	0/0
1	Rickie Johnson	4/4	START	START	START	START	47	Jackson Rees	0/0
1	Scooter Jackson	3/3	START	START	START	...	48	Max Christensen III	4/4	START	START	START	START
2	Chris Street	4/0	XXX	XXX	XXX	XXX	49	Austin Hall	0/0
2	Jordan Scott	3/3	START	START	...	START	50	Isaac Lees	3/0	XXX	XXX	XXX	...
3	Syrus Webster	4/4	START	START	START	START	52	Stryker Rashid	4/4	START	START	START	START
4	Michael Moten	3/1	START	XXX	XXX	...	53	Porter LaChance	3/0	XXX	XXX	XXX	...
4	Jayden Sheridan	4/0	XXX	XXX	XXX	XXX	54	Misiolo Maluia	2/2	START	START
5	Sam Kanongata'a	4/4	START	START	START	START	55	Iosefa Tapeni	0/0
5	Thomas Kinslow	0/0	56	Mark Andrew Springer	0/0
5	Reggie Graff	0/0	58	Micah Vuki	0/0
6	Gabriel Valenzuela	4/1	XXX	XXX	XXX	START	61	Ricky Wolfgramm	4/0	XXX	XXX	XXX	XXX
6	Taliq Brown	1/0	XXX	62	Tyler Chen	0/0
7	Boone Abbott	2/2	START	START	63	Fasito-Otai Sagapolu	4/2	XXX	XXX	START	START
7	Jared Fotu	4/2	XXX	START	XXX	START	64	Kana'i Eldredge	4/3	START	START	XXX	START
8	Keith Davis	4/2	XXX	XXX	START	START	65	Logan Hicks	0/0
8	Jagger Williams	4/4	START	START	START	START	66	PJ Enosa	0/0
9	Devyn Perkins	4/4	START	START	START	START	67	Nolan Reynolds	2/0	XXX	XXX
9	Julian Lofton-Lundy	0/0	69	Chase Richards	0/0
10	Dondi Fuller	4/3	START	START	START	XXX	70	Dylan Spencer	0/0
10	Konner Barrett	0/0	71	Bayo Kannike	4/4	START	START	START	START
11	Dominic Brown	1/0	XXX	72	Ty Hyde	4/3	START	START	START	XXX
11	Beau Sparks	4/3	XXX	START	START	START	73	Devin Teahon	0/0
12	Skyler Cassel	1/0	XXX	74	Bryce Crowley	2/0	XXX	XXX
12	Brevin Hamblin	4/0	XXX	XXX	XXX	XXX	75	Daymari Henderson	0/0
13	Aaron Holloway	4/0	XXX	XXX	XXX	XXX	76	Alex Foster	4/4	START	START	START	START
13	Quincy Lejay	0/0	77	Carter Bessire	4/0	XXX	XXX	XXX	XXX
14	Preston Puni	3/0	XXX	...	XXX	XXX	78	Peter Oney	0/0
14	Bryce Parker	1/0	XXX	79	Mason Clark	4/0	XXX	XXX	XXX	XXX
15	Ben Pupplo	0/0	80	Eric Olsen	4/0	XXX	XXX	XXX	XXX
15	TJ Thomas	3/0	...	XXX	XXX	XXX	84	AJ Simpson-Battle	0/0
16	Kobe Tracy	4/2	XXX	XXX	START	START	85	Jay McEuen	4/0	XXX	XXX	XXX	XXX
16	Mason Obray	0/0	87	Damani Wilks	4/1	XXX	XXX	START	XXX
17	Carter Cox	0/0	88	Nalu Kitashima	0/0
17	Kale Wakley	2/0	XXX	XXX	90	Tuiits Kanosh	0/0
18	Aiden Aguayo	0/0	91	Laytan Tanuvasa	4/2	START	START	XXX	XXX
19	Daniel Thomason	3/2	START	START	...	XXX	92	Keanu Garner	0/0
19	Ayden Quintanilla	0/0	93	Demetrius Fatongiatau	0/0
20	Micah Gardner	4/0	XXX	XXX	XXX	XXX	94	John Sniffen	4/0	XXX	XXX	XXX	XXX
21	Will Leota	4/4	START	START	START	START	95	Kingston Moa	0/0
21	Bretton Stone	1/0	XXX	...	96	Mubarek Odubiyi	0/0
22	Jaxson Smith	4/0	XXX	XXX	XXX	XXX	97	Cooper Wall	0/0
23	Kona Crowell	4/0	XXX	XXX	XXX	XXX	98	William Kulihaapai-Alovao	0/0
24	Bryant Weekly	4/1	XXX	XXX	START	XXX	99	TJ Talamoni-Marcks	3/0	XXX	XXX	XXX	...
24	Justin Buhler	0/0							
25	Moon Ashby	4/0	XXX	XXX	XXX	XXX							
26	Andy Day	4/0	XXX	XXX	XXX	XXX							
27	Ilya Uvaydov	0/0							
28	Nygel Osborne	3/0	XXX	XXX	XXX	...							
29	Ryan Linehan	1/0	...	XXX							
30	Amari Duncan	4/3	START	XXX	START	START							
31	Ryan Kean	4/0	XXX	XXX	XXX	XXX							
32	Ronnie Walker Jr.	4/4	START	START	START	START							
33	Jarron Polu	3/0	...	XXX	XXX	XXX							
35	Maxx McWhorter	0/0							
36	Malakai Fakahua	4/0	XXX	XXX	XXX	XXX							
40	Carson Paterson	0/0							
41	Kailer Laufiso	1/0	XXX							
42	Preston Anderson	0/0							



2023 UTAH TECH FOOTBALL

2023 STATISTICS

2023 OFFENSIVE STARTERS

OPPONENT	QB	RB	WR(X)	WR(H)	WR(Z)	WR (Y)	LT	LG	C	RG	RT
at Montana State	Abbott	Walker Jr.	Lofton	Moten	Thomason	Johnson	Foster	Rashid	Eldredge	Kannike	Hyde
MONTANA	Abbott	Walker Jr.	Lofton	Sparks	Thomason	Johnson	Foster	Rashid	Eldredge	Kannike	Hyde
at Northern Arizona	Tracy	Walker Jr.	Davis	Sparks	Wilks	Johnson	Foster	Rashid	Maluia	Kannike	Hyde
at Missouri State	Tracy	Walker Jr.	Davis	Spark	Thomason	Johnson	Foster	Rashid	Maluia	Eldredge	Kannike

2023 DEFENSIVE STARTERS

OPPONENT	DE	NT	DT	DE	LB(MK)	LB(WL)	STAR	FS	SS	CB	CB
at Montana State	Webster	Tanuvasa	Christensen III	Kanongata'a	Fotu	Leota	Duncan	Williams	Scott	Perkins	Sheridan
MONTANA	Webster	Tanuvasa	Christensen III	Kanongata'a	Fotu	Leota	Fuller	Williams	Scott	Perkins	Jackson
at Northern Arizona	Webster	Sagapolu	Christensen III	Kanongata'a	Fuller	Leota	Duncan	Williams	Weekly	Perkins	Jackson
at Missouri State	Webster	Sagapolu	Christensen III	Kanongata'a	Fotu	Leota	Duncan	Williams	Scott	Perkins	Valenzuela

GAME-BY-GAME PASSING

Boone Abbott	COMP	ATT	INT	PCT	YDs	TDs	LONG	SACK	YD	Effic.
at Montana State	11	19	2	.579	143	1	62	1	7	117.43
MONTANA	6	16	1	.375	49	0	18	1	8	50.75
at Northern Arizona					DNP					
at Missouri State					DNP					
TOTALS	17	35	3	.485	192	1	62	2	15	96.35

Skyler Cassel	COMP	ATT	INT	PCT	YDs	TDs	LONG	SACK	YD	Effic.
at Montana State					DNP					
MONTANA					DNP					
at Northern Arizona					DNP					
at Missouri State	1	3	0	.333	6	0	6	1	6	50.13
TOTALS	1	3	0	.333	6	0	6	1	6	50.13

Kobe Tracy	COMP	ATT	INT	PCT	YDs	TDs	LONG	SACK	YD	Effic.
at Montana State	10	22	1	.454	117	1	17	1	8	96.04
MONTANA	15	33	2	.454	209	2	50	1	4	112.59
at Northern Arizona	19	32	0	.593	318	2	70	1	15	163.47
at Missouri State	17	41	4	.414	167	0	43	0	0	56.16
TOTALS	61	128	7	.476	811	5	70	3	27	102.83

GAME-BY-GAME RUSHING

Player	No-Yds/TD	MSU	UM	NAU	MOST	CSU	SFA	UNA	EKU	ACU	APSU	SUU
Ronnie Walker Jr.	48-194/2	10-52/0	11-55/0	16-49/1	11-38/1							
Nygel Osborne	12-63/0	1-2/0	6-50/0	5-11/0	DNP							
Chris Street	16-83/0	---	---	6-21/0	10-62/0							
Andy Day	1-30/0	---	---	---	1-30/0							
Boone Abbott	5-7/0	2-3/0	3-4/0	DNP	DNP							
Rickie Johnson	1-4/0	---	---	1-4/0	---							
Skyler Cassel	1--6/0	DNP	DNP	DNP	1--6/0							
Kobe Tracy	10--25/1	2--8/0	3--12/0	3--8/0	2-3/1							
TEAM	N/A	N/A	N/A	1--3/0	N/A							

GAME-BY-GAME RECEIVING

Player	No-Yds/TD	MSU	UM	NAU	MOST	CSU	SFA	UNA	EKU	ACU	APSU	SUU
Beau Sparks	23-282/1	7-144/1	4-20/0	7-87/0	5-31/0							
Rickie Johnson	17-211/2	9-79/1	4-28/1	3-90/0	1-14/0							
Jaivian Lofton	11-163/2	1-6/0	5-108/1	1-17/1	4-32/0							
Keith Davis	5-125/0	---	2-58/0	1-6/0	2-61/0							
Michael Moten	7-97/1	1-5/0	2-16/0	4-76/1	DNP							
Damani Wilks	6-50/0	2-23/0	2-10/0	1-13/0	1-4/0							
Nygel Osborne	3-32/0	1-3/0	---	2-29/0	DNP							
Daniel Thomason	3-28/0	---	1-14/0	DNP	2-14/0							
Kale Wakley	1-10/0	DNP	DNP	---	1-10/0							
Bryce Parker	1-6/0	DNP	DNP	DNP	1-6/0							
Chris Street	2-5/0	---	1-4/0	---	1-1/0							



2023 UTAH TECH FOOTBALL

2023 STATISTICS

GAME-BY-GAME TACKLES

Player	UA-A	TOT	MSU	UM	NAU	MOST	CSU	SFA	UNA	EKU	ACU	APSU	SUU
Dondi Fuller	12-21	33	6-3	3-8	1-7	2-3							
Jared Fotu	14-18	32	5-3	4-3	4-7	1-5							
Will Leota	19-9	28	2-1	6-3	8-2	3-3							
Syrus Webster	10-18	28	1-3	5-7	4-6	0-1							
Jagger Williams	15-12	27	3-3	3-1	5-4	4-4							
Max Christensen III	7-8	15	2-2	1-3	1-3	3-0							
Jordan Scott	5-8	13	0-3	3-3	DNP	2-2							
Brevin Hamblin	6-6	12	1-0	0-2	3-4	2-0							
Scooter Jackson	5-2	11	4-2	5-0	---	DNP							
Sam Kanongata'a	5-6	11	2-2	2-2	0-1	1-1							
Devyn Perkins	6-4	10	2-1	4-2	---	0-1							
Amari Duncan	6-3	9	2-0	1-1	1-2	2-0							
Fasito Otai-Sagapolu	7-1	8	1-0	1-1	2-0	3-0							
Micah Gardner	3-3	6	1-1	---	0-1	2-1							
Brandy Okeke	1-5	6	0-2	0-1	0-1	1-1							
Jarron Polu	2-4	6	---	0-1	2-1	0-2							
Jaxson Smith	3-3	6	---	---	2-3	1-0							
Jayden Sheridan	2-3	5	1-0	1-0	0-1	0-2							
John Sniffen	3-2	5	1-1	1-0	---	1-1							
Laytan Tanuvasa	0-5	5	0-3	0-1	0-1	---							
Gabriel Valenzuela	2-3	5	---	1-0	0-3	1-0							
Ricky Wolfgramm	2-2	4	1-0	0-1	---	1-1							
Bryant Weekly	1-2	3	---	---	1-1	0-1							
Moon Ashby	1-1	2	---	---	---	1-1							
TJ Talamoni-Marcks	2-0	2	1-0	1-0	---	DNP							
Andy Day	1-0	1	---	---	---	1-0							
Malakai Fakahua	0-1	1	---	---	0-1	---							
Aaron Holloway	0-1	1	---	---	0-1	---							
Rickie Johnson	1-0	1	1-0	---	---	---							
Beau Sparks	1-0	1	---	---	---	1-0							
TJ Thomas	1-0	1	DNP	---	---	1-0							
Ronnie Walker Jr.	0-1	1	0-1	---	---	---							

GAME-BY-GAME TACKLES FOR LOSS

Player	UA-A	TOT	MSU	UM	NAU	MOST	CSU	SFA	UNA	EKU	ACU	APSU	SUU
Syrus Webster	3-1	3.5	---	0.5-1	3.0-13	---							
Dondi Fuller	2-2	3.0	1.5-9	1.0-2	0.5-1	---							
Sam Kanongata'a	1-1	1.5	---	0.5-0	---	1.0-6							
Will Leota	1-1	1.5	---	1.0-1	0.5-1	---							
Fasito-Otai Sagapolu	1-1	1.5	---	0.5-2	---	1.0-1							
Max Christensen III	0-2	1.0	---	0.5-1	0.5-1	---							
Amari Duncan	1-0	1.0	---	---	1.0-3	---							
Jared Fotu	1-0	1.0	---	1.0-3	---	---							
Jayden Sheridan	1-0	1.0	---	1.0-11	---	---							
John Sniffen	1-0	1.0	---	---	---	1.0-1							
TJ Talamoni-Marcks	1-0	1.0	1.0-2	---	---	DNP							
Brevin Hamblin	0-1	0.5	---	---	0.5-1	---							
Scooter Jackson	0-1	0.5	0.5-2	---	---	DNP							
Jordan Scott	0-1	0.5	0.5-4	---	DNP	---							
Jagger Williams	0-1	0.5	0.5-1	---	---	---							

GAME-BY-GAME SACKS

Player	UA-A	TOT	MSU	UM	NAU	MOST	CSU	SFA	UNA	EKU	ACU	APSU	SUU
Syrus Webster	2-0	2.0	---	---	2-9	---							
Dondi Fuller	1-0	1.0	---	1.0-2	---	---							
Sam Kanongata'a	1-0	1.0	---	---	---	1.0-6							
Jayden Sheridan	1-0	1.0	---	1.0-11	---	---							
Max Christensen III	0-1	0.5	---	0.5-1	---	---							
Fasito-Otai Sagapolu	0-1	0.5	---	0.5-2	---	---							



2023 UTAH TECH FOOTBALL

2023 STATISTICS

TRAILBLAZER LONG PLAYS

<u>Rushing (25+ yards)</u>	DN	QTR
30. Andy Day, at Missouri State	4-11	4th

<u>Passing/Receptions (25+ yards)</u>	DN	QTR
70. Kobe Tracy to Rickie Johnson, at Northern Arizona	1-12	1st
62. Boone Abbott to Beau Sparks, at Montana State	1-10	1st
60. Kobe Tracy to Michael Moten, at Northern Arizona (TD)	1-10	3rd
50. Kobe Tracy to Jaivian Lofton, Montana	1-10	3rd
43. Kobe Tracy to Keith Davis, at Missouri State	3-10	1st
43. Kobe Tracy to Beau Sparks, at Northern Arizona	3-3	1st
40. Kobe Tracy to Keith Davis, Montana	3-6	4th
33. Boone Abbott to Beau Sparks, at Montana State	1-10	2nd
26. Kobe Tracy to Nygel Osborne, at Northern Arizona	3-5	2nd

Kickoff Returns (40+ yards)

41. Devyn Perkins, Montana	3rd
----------------------------	-----

Punt Returns (30+ yards)

Interception Returns (20+ yards)

53. Sam Kanongata'a at Northern Arizona (TD)	2nd
--	-----

Fumble Returns (20+ yards)

Other Returns (20+ yards)

OPPONENT LONG PLAYS

<u>Rushing (25+ yards)</u>	DN	QTR
79. Jared White, Montana State (TD)	2-3	4th
50. Jayden Becks, Missouri State (TD)	2-6	3rd
47. Scottre Humphrey, Montana State	2-7	1st
46. Nick Ostmo, Montana (TD)	1-10	2nd
41. Nick Ostmo, Montana	1-10	3rd
36. Jakairi Moses, Missouri State	1-10	3rd
29. Scottre Humphrey, Montana State (TD)	1-10	2nd

<u>Passing/Receptions (25+ yards)</u>	DN	QTR
51. Jacob Clark to Jayden Becks, Missouri State	1-10	2nd
47. Tommy Mellott to Jared White, Montana State (TD)	3-7	2nd
46. Jacob Clark to Raylen Sharpe, Missouri State	1-10	2nd
46. Jacob Clark to Terique Owens, Missouri State	3-9	2nd
45. Jacob Clark to Terique Owens, Missouri State (TD)	3-4	1st
45. Tommy Mellott to Ryan Loneragan, Montana State	1-10	4th
36. Jacob Clark to Terique Owens, Missouri State (TD)	3-17	3rd
32. Adam Damante to Chase Belcher, Northern Arizona (TD)	1-10	4th
28. Jacob Clark to Jacardia Wright, Missouri State	2-26	1st
25. Tommy Mellott to Treyton Pickering, Montana State	1-10	2nd
25. Adam Damante to Devon Starling, Northern Arizona	1-10	3rd

Kickoff Returns (40+ yards)

Punt Returns (30+ yards)

47. Junior Bergen, Montana (TD)	2nd
35. Raylen Sharpe, Missouri State	1st

Interception Returns (20+ yards)

Fumble Returns (20+ yards)

Other Returns (20+ yards)



2023 UTAH TECH FOOTBALL

2023 STATISTICS

300-YARD PASSING GAMES

Player	2019	2020-21	2021	2022	2023	Career	Streak
Boone Abbott	---	---	---	0	0	0	-
Skyler Cassel	---	---	---	---	0	0	-
Kobe Tracy	0	0	2	2	1	5	-

400-PLUS YARD PASSING GAMES

Player	2019	2020-21	2021	2022	2023	Career	Streak
Boone Abbott	---	---	---	0	0	0	-
Skyler Cassel	---	---	---	---	0	0	-
Kobe Tracy	0	0	0	0	0	0	-

GAMES WITH A TOUCHDOWN PASS

Player	2019	2020-21	2021	2022	2023	Career	Streak
Boone Abbott	---	---	---	1	1	2	-
Skyler Cassel	---	---	---	---	0	0	-
Kobe Tracy	0	1	6	4	3	14	3

GAMES WITH MULTIPLE TOUCHDOWN PASSES

Player	2019	2020-21	2021	2022	2023	Career	Streak
Boone Abbott	---	---	---	1	0	1	-
Skyler Cassel	---	---	---	---	0	0	-
Kobe Tracy	0	1	1	4	2	8	-

100-YARD RUSHING GAMES

Player	2019	2020-21	2021	2022	2023	Career	Streak
Boone Abbott	---	---	---	0	0	0	-
Keith Davis	---	---	0	---	0	0	-
Thomas Kinslow	---	---	---	0	---	0	-
Nygel Osborne	---	---	---	---	0	0	-
Kobe Tracy	0	0	0	0	0	0	-
Ronnie Walker Jr.	---	---	---	---	0	0	-

GAMES WITH A 25+ YARD RUSH

Player	2019	2020-21	2021	2022	2023	Career	Streak
Boone Abbott	---	---	---	0	0	0	-
Keith Davis	---	---	0	---	0	0	-
Andy Day	---	---	0	0	1	1	1
Thomas Kinslow	---	---	---	0	---	0	-
Nygel Osborne	---	---	---	---	0	0	-
Kobe Tracy	0	0	0	0	0	0	-
Ronnie Walker Jr.	---	---	---	---	0	0	-

GAMES WITH A RUSHING TOUCHDOWN

Player	2019	2020-21	2021	2022	2023	Career	Streak
Boone Abbott	---	---	---	0	0	0	-
Keith Davis	---	---	0	---	0	0	-
Thomas Kinslow	---	---	---	0	---	0	-
Nygel Osborne	---	---	---	---	0	0	-
Chris Street	---	---	1#	---	-	1	-
Kobe Tracy	0	0	1	0	1	2	1
Ronnie Walker Jr.2/2018*	---	---	2*	---	2	6*	2*

- Walker rushed for 2 TDs at both Indiana in 2018 and Virginia in 2021

- Street rushed for 1 TD at California in 2021

100-YARD RECEIVING GAMES

Player	2019	2020-21	2021	2022	2023	Career	Streak
Keith Davis	---	---	1	---	0	1	-
Aaron Holloway	---	---	---	0	0	0	-
Rickie Johnson	0	---	0	1	0	1	-
Jaivian Lofton	---	---	---	---	1	1	-
Jay McEuen	---	---	---	0	0	0	-
Michael Moten	---	---	0	0	0	0	-
Eric Olsen	---	---	---	0	0	0	-
Nygel Osborne	---	---	---	---	0	0	-
Beau Sparks	---	---	---	---	1	1	-
Bretton Stone	---	---	---	0	---	0	-
Daniel Thomason	---	---	---	0	0	0	-
Ronnie Walker Jr.	---	---	---	---	0	0	-
Damani Wilks	---	---	0	0	0	0	-

200-YARD RECEIVING GAMES

Player	2019	2020-21	2021	2022	2023	Career	Streak
Rickie Johnson	0	---	0	1	0	1	-

GAMES WITH A RECEPTION

Player	2019	2020-21	2021	2022	2023	Career	Streak
Keith Davis	---	---	11	---	3	14	3
Aaron Holloway	---	---	---	1	0	1	-
Rickie Johnson	7	---	9	10	4	30	4
Jaivian Lofton	---	---	---	---	4	4	4
Jay McEuen	---	---	3	0	0	3	-
Michael Moten	---	1	8	6	3	18	5
Eric Olsen	---	---	---	1	0	1	-
Nygel Osborne	---	---	---	---	2	2	2
Bryce Parker	---	---	---	---	1	1	1
Beau Sparks	---	---	---	---	4	4	4
Bretton Stone	---	---	---	1	---	1	-
Chris Street	---	---	---	---	2	2	1
Daniel Thomason	---	---	---	4	2	6	2
Kale Wakley	---	---	---	---	1	1	1
Ronnie Walker Jr.	---	---	---	---	0	0	-
Damani Wilks	---	1	6	8	4	19	6

GAMES WITH 5+ RECEPTIONS

Player	2019	2020-21	2021	2022	2023	Career	Streak
Keith Davis	---	---	2	0	0	2	-
Aaron Holloway	---	---	---	0	0	0	-
Rickie Johnson	0	---	4	2	1	7	-
Jaivian Lofton	---	---	---	---	1	1	-
Jay McEuen	---	---	---	0	0	0	-
Michael Moten	---	0	3	0	0	3	-
Eric Olsen	---	---	---	0	0	0	-
Nygel Osborne	---	---	---	---	0	0	-
Beau Sparks	---	---	---	---	3	3	2
Bretton Stone	---	---	---	0	---	0	-
Daniel Thomason	---	---	---	1	0	1	-
Ronnie Walker Jr.	---	---	---	---	0	0	-
Damani Wilks	---	0	0	0	0	0	-

GAMES WITH A 25+ YARD RECEPTION

Player	2019	2020-21	2021	2022	2023	Career	Streak
Keith Davis	---	---	4	0	2	6	2
Aaron Holloway	---	---	---	0	0	0	-
Rickie Johnson	2	---	1	4	1	8	-
Jaivian Lofton	---	---	---	---	1	1	-
Jay McEuen	---	---	---	0	0	0	-
Michael Moten	---	0	1	0	1	2	1
Eric Olsen	---	---	---	0	0	0	-
Nygel Osborne	---	---	---	---	1	1	-
Beau Sparks	---	---	---	---	2	2	-
Bretton Stone	---	---	---	0	---	0	-
Daniel Thomason	---	---	---	1	0	1	-
Ronnie Walker Jr.	---	---	---	---	0	0	-
Damani Wilks	---	0	0	0	0	0	-



2023 UTAH TECH FOOTBALL

2023 STATISTICS

GAMES WITH A TOUCHDOWN RECEPTION

Player	2019	2020-21	2021	2022	2023	Career	Streak
Keith Davis	---	---	---	2	0	2	-
Aaron Holloway	---	---	---	0	0	0	-
Rickie Johnson	1	---	1	4	2	8	-
Jaivian Lofton	---	---	---	---	2	2	-
Jay McEuen	---	---	---	0	0	0	-
Michael Moten	---	2	1	3	1	7	1
Eric Olsen	---	---	---	0	0	0	-
Nygel Osborne	---	---	---	---	0	0	-
Beau Sparks	---	---	---	---	1	1	-
Bretton Stone	---	---	---	0	---	0	-
Daniel Thomason	---	---	---	1	0	1	-
Ronnie Walker Jr.	---	---	---	---	0	0	-
Damani Wilks	---	0	0	0	0	0	-

GAMES WITH A TACKLE

Player	2020-21	2021	2022	2023	Career	Streak
Moon Ashby	---	---	---	1	1	1
Max Christensen III	---	8	10	4	22	10
Andy Day	---	0	2	1	3	1
Amari Duncan	5	5	0	4	14	4
Malakai Fakahua	---	---	0	1	1	-
Dondi Fuller	---	---	---	4	4	4
Jared Fotu	---	---	7	4	11	7
Micah Gardner	2	1	6	3	12	2
Brevin Hamblin	---	---	---	4	4	4
Aaron Holloway	---	---	0	1	1	-
Scooter Jackson	---	---	---	2	2	-
Sam Kanongata'a	3	1	10	4	18	10
W. Kulihaapai-Alovao	---	---	1	-	1	-
Will Leota	---	9	10	4	23	14
Ryan Linehan	---	---	4	-	4	-
Brandy Okeke	---	---	---	4	4	4
Devyn Perkins	2	10	4	3	19	1
Jarron Polu	---	---	---	3	3	3
Fasito-Otai Sagapolu	---	---	6	4	10	4
Jordan Scott	---	5	11	3	19	18
Jayden Sheridan	---	1	10	4	15	6
Jaxson Smith	---	---	6	2	8	2
John Sniffen	---	---	---	3	3	1
Beau Sparks	---	---	---	1	1	1
TJ Talamoni-Marcks	---	---	1	2	3	-
Laytan Tanuvasa	---	6	2	2	10	-
TJ Thomas	---	---	---	1	1	1
Gabriel Valenzuela	---	1	0	3	4	3
Micah Vuki	1	0	---	---	1	-
Ronnie Walker Jr.	---	---	---	1	1	-
Syrus Webster	---	11	11	4	26	26
Bryant Weekly	---	1	1	2	4	2
Jagger Williams	---	3	5	4	12	7
Ricky Wolfram	---	---	1	3	4	1

GAMES WITH 10+ TACKLES

Player	2020-21	2021	2022	2023	Career	Streak
Jared Fotu	---	---	0	1	1	---
Dondi Fuller	---	---	---	1	1	---
Will Leota	---	1	3	1	5	---
Syrus Webster	---	0	0	2	2	---

GAMES WITH A SACK

Player	2020-21	2021	2022	2023	Career	Streak
Max Christensen III	---	0	0	1	1	---
Dondi Fuller	---	---	---	1	1	---
Sam Kanongata'a	1	0	1	1	3	1
Devyn Perkins	---	1	0	0	1	---
Fasito-Otai Sagapolu	---	---	0	1	1	---
Jordan Scott	---	1	1	0	2	---
Jayden Sheridan	---	0	0	1	1	---
Laytan Tanuvasa	---	1	0	0	1	---
Syrus Webster	---	3	4	1	8	---
Bryant Weekly	---	1	0	0	1	---



2023 UTAH TECH FOOTBALL

2023 UTAH TECH SCORING DRIVES

Opponent	Plays	Yards	TOP	Result	Time/Qtr	Drive Start	Scoring Play
at Montana State	5	61	1:34	FG	0:56/1st	UT 25	Brooksby 32-yd FG
at Montana State	10	75	4:21	TD	3:31/2nd	UT 25	Sparks 4-yd pass from Abbott
at Montana State	11	44	3:55	FG	10:13/4th	UT 25	Brooksby 48-yd FG
at Montana State	4	75	1:59	TD	7:14/4th	UT 25	Johnson 17-yd pass from Tracy
MONTANA	2	31	0:42	TD	11:20/4th	UM 31	Lofton 23-yd pass from Tracy
MONTANA	12	78	5:08	TD	4:17/4th	UT 22	Johnson 7-yd pass from Tracy
at Northern Arizona	12	74	5:46	FG	7:42/1st	UT 20	Brooksby 22-yd FG
at Northern Arizona	4	75	1:47	TD	0:00/1st	UT 25	Walker Jr. 6-yd run
at Northern Arizona	6	54	2:32	TD	10:42/2nd	UT 46	Lofton 17-yd pass from Tracy
at Northern Arizona	-	-	-	TD	6:14/2nd	----	Kanongata'a 53-yd INT return
at Northern Arizona	-	-	-	TD	3:11/2nd	----	Perkins 9-yd fumble return
at Northern Arizona	4	-13	0:35	FG	2:13/2nd	NAU 19	Brooksby 48-yd FG
at Northern Arizona	7	50	1:27	FG	0:00/2nd	UT 26	Brooksby 34-yd FG
at Northern Arizona	4	75	1:18	TD	2:42/3rd	UT 25	Moten 60-yd pass from Tracy
at Northern Arizona	4	6	1:27	FG	0:23/3rd	NAU 35	Brooksby 48-yd FG
at Northern Arizona	10	34	5:07	FG	8:28/4th	UT 43	Brooksby 40-yd FG
at Missouri State	4	50	0:50	TD	5:44/1st	UT 50	Walker Jr. 7-yd run
at Missouri State	10	75	4:01	TD	7:47/2nd	UT 25	Tracy 1-yd run



2023 UTAH TECH FOOTBALL

2023 OPPONENT SCORING DRIVES

Opponent	Plays	Yards	TOP	Result	Time/Qtr	Drive Start	Scoring Play
Montana State	4	53	1:58	TD	4:55/1st	MSU 47	Humphrey 2-yd run
Montana State	5	15	2:15	TD	2:30/1st	UT 15	Chambers 3-yd run
Montana State	7	75	4:02	TD	11:54/2nd	MSU 25	White 47-yd pass from Mellott
Montana State	4	58	1:44	TD	7:52/2nd	MSU 42	Humphrey 29-yd run
Montana State	3	14	0:51	TD	0:58/2nd	UT 14	Davis 8-yd run
Montana State	13	72	6:30	TD	6:16/3rd	MSU 28	Humphrey 9-yd run
Montana State	5	87	2:20	TD	14:08/4th	MSU 13	Chambers 9-yd run
Montana State	2	86	0:54	TD	9:13/4th	MSU 14	White 79-yd run
Montana State	9	67	5:28	TD	1:46/4th	MSU 33	Schlepp 12-yd pass from Reed
Montana	7	43	3:20	TD	10:26/1st	UT 43	Ostmo 4-yd run
Montana	9	63	4:10	TD	4:44/1st	UM 37	Gillman 2-yd run
Montana	5	77	2:12	TD	12:41/2nd	UM 23	Ostmo 46-yd run
Montana	-	-	-	TD	5:08/2nd	----	Bergen 47-yd punt return
Montana	8	53	2:52	TD	0:39/2nd	UM 47	Gillman 2-yd run
Montana	6	65	2:50	TD	0:28/3rd	UM 35	Shafer 1-yd pass from Vidlak
Northern Arizona	11	75	11:28	TD	1:47/1st	NAU 25	Hall 4-yd run
Northern Arizona	14	82	6:31	TD	4:00/3rd	NAU 18	Starling 2-yd run
Northern Arizona	8	74	2:58	TD	5:23/4th	NAU 26	Phillips 23-yd pass from Damante
Northern Arizona	4	49	1:29	TD	3:51/4th	UT 49	Belcher 32-yd pass from Damante
Northern Arizona	9	58	2:37	TD	1:10/4th	NAU 42	Belcher 21-yd run
Missouri State	6	80	2:31	TD	7:25/1st	MSU 20	Owens 45-yd pass from Clark
Missouri State	-	-	-	TD	6:34/1st	----	O'Neal 10-yd INT return
Missouri State	11	75	6:03	TD	14:41/2nd	MSU 25	Manning 16-yd pass from Clark
Missouri State	3	59	1:27	TD	11:48/2nd	MSU 41	Wood 8-yd pass from Clark
Missouri State	6	65	2:57	TD	4:50/2nd	MSU 35	Wood 10-yd pass from Clark
Missouri State	5	51	0:41	FG	0:20/2nd	MSU 28	Rozanc 38-yd FG
Missouri State	3	29	0:40	TD	14:07/3rd	UT 29	Owens 36-yd pass from Clark
Missouri State	3	92	1:30	TD	3:50/3rd	MSU 8	Becks 50-yd run
Missouri State	8	57	4:52	TD	13:26/4th	MSU 43	Moses 1-yd run



2023 UTAH TECH FOOTBALL

2023 STATISTICS

UTAH TECH INSIDE THE RED ZONE

Date	Opponent	Score	Times		PTS	TDs	Rush		Pass	FGM	FGA	---Failed to score in Red Zone---				
			in RZ	Scored			TDs	TDs				Downs	Int	Fumb	Half	Game
Sept. 2	at Montana State	L, 20-63	3	3	20	2	0	2	2	2	2	0	0	0	0	0
Sept. 9	MONTANA	L, 13-43	1	1	7	1	0	1	0	0	0	0	0	0	0	0
Sept. 16	at Northern Arizona	W, 50-36	4	4	20	2	1	1	2	2	0	0	0	0	0	0
Sept. 23	at Missouri State	L, 14-59	3	2	14	2	2	0	0	0	1	0	0	0	0	0
Sept. 30	at Colorado State		0	0	0	0	0	0	0	0	0	0	0	0	0	0
Oct. 7	STEPHEN F. AUSTIN		0	0	0	0	0	0	0	0	0	0	0	0	0	0
Oct. 21	at North Alabama		0	0	0	0	0	0	0	0	0	0	0	0	0	0
Oct. 28	EASTERN KENTUCKY		0	0	0	0	0	0	0	0	0	0	0	0	0	0
Nov. 4	at Abilene Christian		0	0	0	0	0	0	0	0	0	0	0	0	0	0
Nov. 11	at Austin Peay		0	0	0	0	0	0	0	0	0	0	0	0	0	0
Nov. 18	SOUTHERN UTAH		0	0	0	0	0	0	0	0	0	0	0	0	0	0
TOTALS			11	10	61	7	3	4	4	4	4	1	0	0	0	0

OPPONENTS INSIDE THE RED ZONE

Date	Opponent	Score	Times		PTS	TDs	Rush		Pass	FGM	FGA	---Failed to score in Red Zone---				
			in RZ	Scored			TDs	TDs				Downs	Int	Fumb	Half	Game
Sept. 2	at Montana State	W, 63-20	7	6	42	6	5	1	0	0	0	1	0	0	0	0
Sept. 9	MONTANA	W, 43-13	5	4	29	4	3	1	0	1	0	0	0	0	0	0
Sept. 16	at Northern Arizona	L, 36-50	2	2	14	2	2	0	0	0	0	0	0	0	0	0
Sept. 23	at Missouri State	W, 59-14	4	4	28	4	1	3	0	0	0	0	0	0	0	0
Sept. 30	at Colorado State		0	0	0	0	0	0	0	0	0	0	0	0	0	0
Oct. 7	STEPHEN F. AUSTIN		0	0	0	0	0	0	0	0	0	0	0	0	0	0
Oct. 21	at North Alabama		0	0	0	0	0	0	0	0	0	0	0	0	0	0
Oct. 28	EASTERN KENTUCKY		0	0	0	0	0	0	0	0	0	0	0	0	0	0
Nov. 4	at Abilene Christian		0	0	0	0	0	0	0	0	0	0	0	0	0	0
Nov. 11	at Austin Peay		0	0	0	0	0	0	0	0	0	0	0	0	0	0
Nov. 18	SOUTHERN UTAH		0	0	0	0	0	0	0	0	0	0	0	0	0	0
TOTALS			18	16	113	16	11	5	0	1	1	1	0	0	0	0

SCORING DRIVE BREAKDOWNS

	Utah Tech		Opponents	
	TD	FG	TD	FG
Negative Yards	--	1	--	--
0-9 Yards	--	1	--	--
11-20 Yards	--	--	2	--
20-29 Yards	--	--	1	--
30-39 Yards	1	1	--	--
40-49 Yards	--	1	2	--
50-59 Yards	2	1	6	1
60-69 Yards	--	1	4	--
70-79 Yards	6	1	5	1
80-89 Yards	--	--	4	--
90-99 Yards	--	--	1	--
Return/Recovery	2	N/A	1	N/A
Safety	--	N/A	--	N/A

GAME OPENING DRIVES

	Utah Tech			Opponents		
	PI	Yd	Res	PI	Yd	Res
at Montana State	3	8	Punt	13	74	Dwns
Montana	3	7	INT	7	43	TD
at Northern Arizona	12	74	FG	3	3	Punt
at Missouri State	3	4	Punt	3	33	Fum
at Colorado State						
Stephen F. Austin						
at North Alabama						
Eastern Kentucky						
at Abilene Christian						
at Austin Peay						
Southern Utah						

SECOND HALF OPENING DRIVES

	Utah Tech			Opponents		
	PI	Yd	Res	PI	Yd	Res
at Montana State	6	15	Punt	13	72	TD
Montana	3	5	Punt	5	9	Punt
at Northern Arizona	8	16	Punt	12	82	TD
at Missouri State	1	0	INT	3	29	TD
at Colorado State						
Stephen F. Austin						
at North Alabama						
Eastern Kentucky						
at Abilene Christian						
at Austin Peay						
Southern Utah						

THIRD DOWN CONVERSIONS

Yards To Go	1	2	3	4	5	6	7	8	9	10	11+	Total
Utah Tech	3-3	1-2	4-7	1-6	3-5	3-6	1-1	2-3	0-0	1-14	2-11	21-58
Percentage	1.000	.500	.571	.167	.600	.500	1.000	.667	.000	.071	.182	.362
Opponents	6-7	2-2	3-4	5-7	0-2	2-3	4-6	1-6	1-2	3-7	3-5	30-51
Percentage	.857	1.000	.750	.714	.000	.667	.667	.167	.500	.428	.600	.588

FOURTH DOWN CONVERSIONS

Yards To Go	1	2	3	4	5	6	7	8	9	10	11+	Total
Utah Tech	0-0	0-0	0-0	0-1	1-2	0-0	0-0	0-1	0-0	0-0	1-1	2-5
Percentage	.000	.000	.000	.000	.500	.000	.000	.000	.000	.000	1.000	.400
Opponents	0-1	0-1	0-0	0-0	2-2	0-0	0-0	0-0	0-0	0-0	0-0	2-4
Percentage	.000	.000	.000	.000	1.000	.000	.000	.000	.000	.000	.000	.500