


DIXIE STATE UNIVERSITY  
**TRAILBLAZERS**™



**2019 BASEBALL  
MEDIA GUIDE**



# 2019 DIXIE STATE BASEBALL



## DIXIE STATE ATHLETICS MISSION STATEMENT

We are committed to creating a culture of success, learning, inclusion, and outreach while building champion student-athletes in academics, athletics, and service through a nationally competitive athletic program that supports and enhances the university.

To accomplish this we value:

- Every student-athlete's experience from day one on campus through graduation
- Winning with integrity in the classroom and in competition
- Developing leaders with grit
- Unifying the community through service, outreach, diversity, and inclusion
- Cultivating Dixie State pride and tradition throughout the community





## University Information

Location..... St. George, Utah  
 Founded ..... 1911 (Four-Year 2000)  
 Enrollment..... 9,950  
 Nickname..... Trailblazers  
 Mascot ..... Brooks the Bison  
 School Colors ..... Red, Navy Blue and White  
 Affiliation ..... NCAA Division II  
 Conference ..... Rocky Mountain Athletic (1st Season)  
 Arena (Capacity) ..... Bruce Hurst Field (2,500)  
 President ..... Dr. Richard B. Williams  
 Athletic Director..... Dr. Jason Boothe  
 Senior Assc. AD/SWA..... Maureen Eckroth  
 Website..... dixiestateathletics.com

## Baseball Information

Head Coach..... Chris Pfatenhauer (7th Year)  
 Alma Mater ..... UNLV, 2000  
 Record at Dixie State..... 204-106-1 (.657)  
 RMAC Record at Dixie State..... 0-0 (.000)  
 Career Record..... 256-165-1 (.608)  
 Best Time to Contact Coach Pfatenhauer:... Contact SID  
 Pitching Coach ..... Joe Haumacher (1st Year)  
 Alma Mater ..... Old Dominion, 2011  
 Assistant Coach ..... Bobby Rinard (5th Year)  
 Alma Mater ..... Arizona, 2014  
 Assistant Coach ..... Matt Hill (5th Year)  
 Alma Mater ..... Dixie State, 2015  
 Assistant Coach ..... Trevor Amicone (1st Year)  
 Alma Mater ..... Weber State, 2012  
 Assistant Coach ..... Tyler Mildenberg (1st Year)  
 Alma Mater ..... Dixie State, 2018  
 Athletic Trainer ..... Kaz Sakita

## Team Information

2018 Overall Record.....25-25  
 2018 PacWest Record/Finish..... 21-19/T-5th  
 2018 Postseason ..... None  
 Final 2018 National Ranking/Poll ..... None  
 2018 Starters Returning/Lost ..... 7/4  
 2018 Starting Pitchers Returning/Lost ..... 1/3  
 2018 Letterwinners Returning/Lost ..... 21/13  
 2018 Redshirts Returning/Lost ..... 2/3

## Sports Information

Associate AD/Media Relations ..... Steve Johnson  
 Office Phone ..... 435-652-7524  
 Cell Phone ..... 435-668-3938  
 Email..... johnsons@dixie.edu  
 Press Row Phone ..... 435-668-3938  
 Mailing Address ..... 225 South University Avenue  
 ..... St. George, UT 84770

## Program History

First Year of NCAA Play .....2006-07  
 All-Time Four-Year Record ..... 385-221-1 (.635)  
 All-Time PacWest Record ..... 227-112-1 (.669)  
 PacWest Titles ..... 4  
 ..... 2009, 2011, 2014, 2015  
 NCAA Regional Appearances..... 6  
 ..... 2012, 2013, 2014, 2015, 2016, 2017  
 NCAA Regional Record..... 9-12  
 NCAA College World Series Appearances ..... 0

## TABLE OF CONTENTS

Dixie State University Quick Facts .....	1
Social Media and Website Information.....	2
The Rocky Mountain Athletic Conference .....	3
Bruce Hurst Field.....	4
2019 Dixie State Trailblazers .....	5-35
Head Coach Chris Pfatenhauer .....	6-7
Assistant Coaches.....	8-10
2019 Trailblazers .....	11-35
2019 Roster.....	11
Player Profiles .....	10-35
2018 Season Review .....	36-45
DSU NCAA Baseball History .....	46-73
Coaches and All-Time Series Records ...	47-57
Awards/MLB Draft History.....	58-60
Baseball Record Book.....	61-73
This is Dixie State University .....	74-75
Dixie State University Athletics.....	76-80
DSU Administration .....	77-80
DSU Athletic Media Relations ..	Inside Back Cover
2019 Schedule.....	Back Cover



Photo credits - Dixie State University Creative and Visual Services (Jared Madsen, Scott Garrett); Dixie State Athletics (Stan Plewe, Steve Johnson, Scott Spencer).  
 Cover Design - DSU CVS and DSU Athletics.



# 2019 DIXIE STATE BASEBALL

FOLLOW THE TRAILBLAZERS FROM ANYWHERE IN THE WORLD

## SOCIAL MEDIA

Stay connected and chat about the latest on the Trailblazers on social media and online at DixieStateAthletics.com, your official sources for Dixie State Athletics.



facebook.com/dixiestateathletics



twitter.com/DixieAthletics



instagram.com/DixieAthletics



youtube.com/DixieStateAthletics

Sat., Feb. 9 - FINAL	17	Sat., Feb. 9 - FINAL	15	Fri., Feb. 22 - 1 p.m.		Sat., Feb. 23 - 12 noon		SPORT
BB vs Cal State Los Angeles		BB vs Cal State Los Angeles vs. Color...		BB vs Montana State Billings		BB vs Montana State Billings		



SPORTS / INSIDE ATHLETICS / FAN ZONE / RECRUITS / TICKETS / DONATE / Q

### BASEBALL

Schedule Roster 2018 Info Guide DSU Baseball Dugout Club Info More +





## THE ROCKY MOUNTAIN ATHLETIC CONFERENCE

### ABOUT THE RMAC

The Rocky Mountain Athletic Conference is a premier NCAA Division II conference located in the states of Colorado, Nebraska, New Mexico, South Dakota, and Utah. The RMAC currently competes in 23 NCAA Division II sports and has earned 55 NCAA Division II national championships and 44 national runner-ups since 1992. Founded in 1909, the RMAC is the most historic athletic conference headquartered in the western United States and also in Division II.

### RMAC MISSION STATEMENT

The RMAC is a Presidents' Conference, committed to the principles set forth in the NCAA Division II Philosophy Statement. Our focus is on the overall educational experience of our student-athletes and the integration of the athletic programs into the total educational mission of our member schools. We seek to maintain institutional diversity and autonomy, and to promote individual diversity among the student-athletes and athletic staffs of our member institutions. We are committed to fostering the general welfare of our student-athletes and to developing their athletic skills and academic abilities. We provide leadership to develop and maintain a balance between competitive excellence and stability within our conference.



ADAMS STATE UNIVERSITY  
"GRIZZLIES"



BLACK HILLS STATE UNIVERSITY  
"YELLOW JACKETS"




CHADRON STATE COLLEGE  
"EAGLES"



COLORADO CHRISTIAN UNIVERSITY  
"COUGARS"



COLORADO MESA UNIVERSITY  
"MAVERICKS"



COLORADO SCHOOL OF MINES  
"OREDIGGERS"



COLORADO STATE-PUEBLO  
"THUNDERWOLVES"



FORT LEWIS COLLEGE  
"SKYHAWKS"



METROPOLITAN STATE UNIVERSITY  
OF DENVER  
"ROADRUNNERS"



NEW MEXICO HIGHLANDS UNIVERSITY  
"COWBOYS"



REGIS UNIVERSITY  
"RANGERS"



SOUTH DAKOTA SCHOOL OF MINES  
"HARDROCKERS"



COLORADO-COLORADO SPRINGS  
"MOUNTAIN LIONS"



WESTERN STATE COLORADO  
"MOUNTAINEERS"



WESTMINSTER COLLEGE  
"GRIFFINS"





## BRUCE HURST FIELD - HOME OF TRAILBLAZER BASEBALL

Bruce Hurst Field has been the home locale for Dixie State University baseball since 1994. Named after St. George native and former Major League pitcher Bruce Hurst, the stadium has seen its share of great teams in both the junior college and NCAA Division II ranks.


The field features a natural grass surface in the infield and outfield. Fences are 12 feet high from the foul poles to the batter's eye in center, which extends to 20 feet high.

Bruce Hurst Field sits 2,500 capacity, with a reserved section of seats in the main seating



grand stand, along with bleacher seating down each base line. In 2008, nine field-level boxes were added right behind home plate to compliment four boxes just beyond the first base dugout.

In 2013, Bruce Hurst Field was the host site for the NCAA DII West Regional Baseball Tournament. The complex also hosts multiple high school baseball tournaments and summer league games.





# MEET THE 2019 TRAILBLAZERS



## CHRIS PFATENHAUER HEAD COACH/SEVENTH SEASON UNLV (2000)

Two-time Pacific West Conference Coach of the Year Chris Pfatenhauer is in his seventh season as head coach of the Dixie State Baseball program. Since his arrival in summer of 2012, Pfatenhauer has never had a losing season at Dixie State, and in the process, led the Trailblazers to consecutive Pacific West Conference titles in 2014 and 2015, and to five-straight trips (six-straight overall) to the NCAA West Regionals from 2013-17, including serving as the host institution in 2013. Pfatenhauer won his 200th-game at DSU in 2018 in a 8-1 victory at Concordia-Irvine (4/26/18), and has posted a 204-106-1 (.657) overall record, including a 146-65-1 (.691) record in PacWest play.

In 2017, Pfatenhauer led DSU to a 39-14-1 overall record and a runner-up finish in the PacWest standings. In addition, the Trailblazers advanced to the NCAA West Regional championship game.

In 2016, Pfatenhauer led the Trailblazers to an NCAA-era program-best 40 victories (40-14), including a program record 10-0 start to open the year. In addition, he was in the dugout for his 200th DSU game as head coach at Concordia (4/29/16), and also coached in his 300th-career game at Point Loma (4/8/16).

Pfatenhauer brings an extensive background in various levels of baseball, as well as teaching. Prior to his arrival at DSU, he spent three seasons as assistant coach at the University of Nevada, Reno under longtime head coach Gary Powers. Pfatenhauer worked primarily with the infielders, served as recruiting coordinator, and was a base coach. In addition, Pfatenhauer served as an adjunct professor and liaison for the UNR School of Medicine and Sports Medicine program.

For two seasons in 2008-09, Pfatenhauer was an assistant coach at Chico State (Calif.), where he worked with the Wildcat hitters, infielders and taught base running. He also served as recruiting coordinator and assisted in all aspects of the baseball program. During his time at Chico, the Wildcats played to a 77-38 record and were ranked as high as second-nationally. Defensively Chico State finished in the nation's top-15 both years and had a Wildcat infielder named to the National Rawlings Gold Glove team, while the 2009 CSU club ranked first in 15 offensive categories.

Prior to his time at Chico State, Pfatenhauer spent three seasons at the College of the Ozarks (Missouri), the last two as head coach. In his three years, the Bobcats posted a record of 88-74, while the 2005 team made the school's first playoff appearances in 20 years, and the 2006 club reached a national ranking of 17th, the highest in the program's history.

From 2001-04, he was the head baseball coach and taught physical education at Faith Lutheran High School in Las Vegas, where he led the Crusaders to a 97-23 record, a pair of state titles and three Southern Nevada Championships. Pfatenhauer also had 12 players go on to play collegiate baseball. He was a two-time AA State Baseball Coach of the Year (2003-04)





and garnered AA Southern Nevada Coach of the Year honors three times. During this tenure at FLHS, Pfatenhauer also coached the Las Vegas Metro Stars, a scout team for the best players in the area.

Pfatenhauer is credited for starting the baseball program at the College of Southern Nevada as a club team in the summer of 1998. He led the efforts to raise the entire operation budget to field a competitive baseball team. In addition he spent time as an assistant coach at Treasure Valley Community College (Ore.) and at Glendale CC (Calif.). He also served as an assistant coach with the Durango (Nev.) American Legion program and as an instructor at the Las Vegas Baseball Academy.

Coach Pfatenhauer is a 2000 graduate of UNLV, where received a Bachelor's degree in Physical Education. He went on to earn a Master's degree in Education from Southwest Baptist (Mo.) in 2007. He and his wife, Ashley, are the parents of three daughters - Dylan, Cadence and Colbie. Pfatenhauer's oldest daughter, Dylan, is currently completing work on a bachelor's degree at Ashland University and is the head junior varsity volleyball coach at Monache (CA) High School.

## THE PFATENHAUER FILE

<u>Year</u>	<u>School</u>	<u>Overall</u>	<u>Conf./Finish</u>	<u>Postseason</u>
2013	Dixie State	32-17	23-13/Third	0-2 (NCAA)
2014	Dixie State	36-17	26-6/First	1-2 (NCAA)
2015	Dixie State	32-19	24-8/First	1-2 (NCAA)
2016	Dixie State	40-14	26-10/Second	2-2 (NCAA)
2017	Dixie State	39-14-1	26-9-1/Second	2-2 (NCAA)
2018	Dixie State	25-25	21-19/T-Fourth	N/A
<b>TOT</b>		<b>204-106-1</b>	<b>146-65-1</b>	<b>6-10 (NCAA)</b>



## **JOE HAUMACHER PITCHING COACH FIRST SEASON OLD DOMINION (2011)**

Joe Haumacher begins his first season as pitching coach for the Dixie State Baseball program.

Following his collegiate career, Haumacher played professional baseball for three seasons in New Mexico (Pecos League) and New Jersey (CanAm League, Atlantic League). After his playing career, he moved on to coaching and during the summers of 2015 and 2017 as the manager of the Orange County Surf, a collegiate league based in Orange County, California, and he led the Surf to league championships in both seasons. He also served one season as the pitching coach at Raritan Valley Community College (Branchburg, N.J.).

In addition, Haumacher spent four years working with world-renowned pitching guru Tom House and the National Pitching Association at the University of Southern California. As a rotational athlete specialist, Haumacher worked with several professional baseball players, including Jaime Garcia, Jason Hammel and Ryan Sherriff, guiding them through shoulder rehabilitations, training regimens and delivery adjustments.

After his time in southern California, Haumacher returned to the college ranks at Amherst College, where he was a part of the 2018 NESCAC Coaching Staff of the Year following the Jeffs' regular season and post season NESCAC championships. As pitching coach, the Amherst pitching staff led the NESCAC in ERA (25th-nationally), hits/9IP (12th-nationally), and WHiP.

Additionally, Haumacher spent summer 2018 as pitching coach for Wisconsin Rapids of the Northwoods Summer Collegiate League. While with the Rafterns, Haumacher mentored four pitchers who were offered professional contracts. Haumacher also lead Wisconsin Rapids to the third-best ERA in the 20-team league.

A native of Middlesex, New Jersey, Haumacher played NCAA Division-I baseball at Wofford College and Old Dominion University, where he earned his Bachelor's of Art degree in Communication in 2011.



## **BOBBY RINARD ASSISTANT COACH/ RECRUITING COORDINATOR FIFTH SEASON ARIZONA (2014)**

Bobby Rinard is entering his fifth year at Dixie State as a baseball assistant coach and recruiting coordinator.

Prior to his arrival to DSU, Rinard served as an undergraduate assistant coach at the University of Arizona (2014) working directly with Arizona's outfielders and hitters. He also coached first base during games and provided assistance in numerous other areas of the program, including organization of scouting reports and other information essential to the coaches and players.

Rinard played at Arizona in 2010 and 2011 helping lead the school to a pair of NCAA Regional appearances. As a junior, he hit .323 in 25 starts, scoring 18 runs with 15 runs batted in to go along with 11 stolen bases in as many attempts. As a senior, Rinard led the club with a .442 batting average in 19 starts, which included 18 runs scored and 12 runs batted in. He played in 70 total games over his two seasons.

Prior to Arizona, Rinard spent two years at Yavapai College in Prescott, Arizona. In 2009, Rinard was named All-Conference hitting .350 and driving in 39 runs. He also led the team in both hits (76) and runs scored (53). Following the 2009 season Rinard was drafted in the 43rd Round of the 2009 MLB First-Year Player Draft by the New York Mets.

Rinard signed a free agent contract with the New York Yankees in 2011 following his career with Arizona. That summer, Rinard hit .208 with two homers, 22 runs scored and 17 runs batted in over 44 games. Following a season in the Yankees organization Rinard played in the Frontier League in 2012 and United League in 2013, both are independent leagues.

Rinard was born in South Bend, Ind., in 1988. He has two siblings, Lauren and Jeffrey. His father, Jeff, played baseball at Valdosta State. Rinard earned his Bachelor's degree in General Studies from Arizona in 2014.



**MATT HILL**  
**ASSISTANT COACH**  
**FIFTH SEASON**  
**DIXIE STATE (2015)**

Matt Hill is in his fifth season as an assistant coach with the Trailblazers baseball program after a three-year playing

career at DSU. During his time at Dixie State as both a player and coach, he has helped lead the program to five-straight regional appearances, and is currently in his second year serving as the catching coordinator.

Hill graduated in 2009 from Pacifica (CA) High School in Garden Grove in 2009, where he was a two-time All-Empire League selection at catcher, and holds two school records at PHS for most base runners thrown out caught stealing in a season (16) and career (30).

After high school, he played one season at South-eastern (IA) Community College and three seasons at Dixie State for former Head Coach Mike Littlewood and current Head Coach Chris Pfatenhauer. During his career at Dixie State he spent time at both catcher and late-inning relief pitcher. Coach Hill currently owns the DSU single-season record for fewest walks/nine innings (1.16) and is ranked second on the single-season lists in ERA (2.03) and t-second in appearances (25).



**TREVOR AMICONE**  
**ASSISTANT COACH/  
 CAMP COORDINATOR**  
**FIRST SEASON**  
**WEBER STATE (2012)**

Trevor Amicone begins his first season as assistant coach and camp coordinator for the Dixie State Baseball program.

Prior to his arrival at DSU, Amicone served as head baseball coach at Woods Cross High School in Bountiful, Utah, where he went 48-12 overall and 31-1 in region play. The Wildcats won two region championships in Amicone's two seasons at the helm and finished fifth in the state both seasons.

Amicone's Wildcat teams set Utah state records for single-season runs scored (330 in 30 games), single-season hits (372), single-season stolen bases (115), single-season extra base hits (104), single-season doubles (71), team batting average (.435), and single-season shutouts (9). In Amicone's first year at Woods Cross, the Wildcats became the first Utah team to go 4-0 in the prestigious Anaheim Lions tournament. That Woods Cross team also set the school record for wins, going 25-5 overall in 2015.

Amicone also spent one season as an assistant coach at Bountiful High School in 2014, and helped lead the Braves their first state baseball championship in 26 years. He has been on four state championship coaching staffs and worked within the Los Angeles Angels of Anaheim minor league system on and off for several years. He has worked privately with hitters at the professional, college, high school, and youth levels.

A native of Sandy, Utah, Coach Amicone earned a Bachelor's degree in Communication from Weber State University in 2012. His father Marc is currently the president and general manager of the Salt Lake Bees, the Triple-A affiliate of the Los Angeles Angels of Anaheim, his mother Mary Kay is the head softball coach at Weber State, and his brother Derek is the director of baseball operations at Grand Canyon University. Additionally, Coach Amicone served as play-by-play voice of the Orem Owlz (LAA rookie affiliate) from 2010-11 and 2013-14.



**TYLER MILDENBERG**  
**ASSISTANT COACH/  
PLAYER DEVELOPMENT**  
**FIRST SEASON**  
**DIXIE STATE (2018)**

Tyler Mildenberg returns to the Trailblazer Baseball program for his first season as an assistant coach and will oversee player

development.

Coach Mildenberg played two seasons at Dixie State (2016 and 2017) and in 2017 earned First Team All-Pacific West, D2CCA West Region, NCBWA West Region and ABCA/Rawlings West Region honors. During his senior season in 2017, Mildenberg co-led the PacWest in triples (5) and was ranked in the league's top-10 in batting (7th, .367), runs (t-2nd, 57), hits (t-5th, 69) and RBI (4th, 46). Mildenberg hit safely in 40 of 53 games played with 19 multi-hit outings, including a career-best 5-for-5 day with four RBI and three runs scored in a win vs. Holy Names (3/5). He finished his two-year DSU career third all-time in triples (7).

A native of Huntington Beach Calif., Coach Mildenberg is a 2018 graduate of Dixie State, earning his Bachelor's degree in Criminal Justice. Prior to his arrival to DSU, he played two seasons at Oregon State from 2014-15.



**KAZ SAKITA**  
**ASSISTANT ATHLETIC TRAINER -  
BASEBALL**



**JACKSON KEITH**  
**DIXIE STATE BASEBALL  
HONORARY TEAM MEMBER**



**JACLYN KEROUAC**  
**DIXIE STATE ATHLETIC  
ACADEMIC ADVISOR**



## 2019 DIXIE STATE TRAILBLAZER BASEBALL ROSTER

### PITCHERS

#	NAME	YR	POS	B/T	HT	WT	HOMETOWN/PREVIOUS SCHOOL(S)
5	Mason Foltz	Jr.	RHP	R/R	6-2	185	Pocatello, Idaho/Highland HS/College of So. Idaho
12	Chandler Greenfield	Sr.	RHP	R/R	6-2	205	Twin Falls, Idaho/Twin Falls HS/Washington State
15	Jaden Jensen	Jr.	RHP	R/R	6-2	165	Burley, Idaho/Minico HS/College of Southern Idaho
16	Tyler Rosas	Sr.	RHP	R/R	6-0	185	Twin Falls, Idaho/Canyon Ridge HS/College of Southern Idaho
19	Tevita Gerber	Jr.	LHP	L/L	6-3	205	Salt Lake City, Utah/Cottonwood HS/UNLV
21	Preston Hannay	R-Jr.	RHP	R/R	6-3	230	Murray, Utah/Murray HS
23	Jack Gonzales	So.	LHP	L/L	6-3	225	Oceanside, Calif./El Camino HS
26	Kaivon Kealoha	R-Jr.	RHP	R/R	6-2	205	Las Vegas, Nev./Rancho HS/Taft Valley CC
28	Colton Harris	Jr.	RHP	R/R	6-2	195	Murray, Utah/Murray HS/Yakima Valley CC
29	Brecken Lewis	R-So.	RHP	R/R	5-11	185	Cedar City, Utah/Cedar HS
32	Brayden Bonner	Jr.	RHP	R/R	6-4	215	Murray, Utah/Cottonwood HS
35	Jayden Murray	Sr.	RHP	R/R	6-1	190	Vernal, Utah/Uintah HS/Arizona Western JC
40	Jimmy Borzone	So.	RHP	R/R	6-4	195	Vancouver, Wash./Union HS
45	Brandon Soucy	Jr.	LHP	L/L	6-3	220	Rapid City, S.D./Stevens HS/College of So. Idaho
RS	Sam Clow	Fr.	RHP	R/R	6-0	225	Scottsdale, Ariz./Red Mountain HS
RS	Ethan Fowlks	Fr.	RHP	R/R	6-5	235	South Jordan, Utah/Bingham HS
RS	Dillon Holliday	Fr	RHP	R/R	6-3	185	Moorpark, Calif./Moorpark HS
RS	Jake Reed	So.	RHP	R/R	6-3	195	Flagstaff, Ariz./Coconino HS
RS	Jack Saller	R-So.	LHP	L/L	6-0	190	Corona, Calif./Centennial HS
RS	Parker Schwers	Fr.	RHP	R/R	6-6	230	Eagle, Idaho/Eagle HS

### CATCHERS

#	NAME	YR	POS	B/T	HT	WT	HOMETOWN/PREVIOUS SCHOOL(S)
10	Braden Stutzman	R-Jr.	C	R/R	5-10	185	Twin Falls, Idaho/Twin Falls HS/Oregon
17	Tanner Harper	R-So.	C	R/R	6-0	210	Paul, Idaho/Minico HS
48	Cade Spurlin	Jr.	C	L/R	5-11	215	Santa Clarita, Calif./West Ranch HS/LA Mission CC
RS	Ben Petty-Hull	So.	C	R/R	5-7	160	San Diego, Calif./La Jolla Country Day HS

### INFIELDERS

#	NAME	YR	POS	B/T	HT	WT	HOMETOWN/PREVIOUS SCHOOL(S)
6	Joe Raymond	Sr.	INF	R/R	6-0	180	Foresthill, Calif./Del Oro HS
7	Bryce Feist	R-Sr.	3B	R/R	6-0	195	Emmett, Idaho/Rocky Mountain HS
8	Wyatt Branch	Sr.	INF	L/R	6-3	190	Stansbury Park, Utah/Stansbury HS
15	Alec Flemetakis	So.	INF	R/R	5-10	160	Hurricane, Utah/Hurricane HS
18	Zach Thomas	Fr	INF	R/R	5-11	172	Lakewood, Calif./Cantwell Sacred Heart of Mary HS
22	Braxton Ipson	R-Jr.	1B	L/R	6-3	215	St. George, Utah/Dixie HS/Brigham Young
24	Tyler Hollow	So.	INF	L/R	6-0	180	Boise, Idaho/Rocky Mountain HS
34	Jake Engel	Jr.	1B	R/R	6-2	195	Tucson, Ariz./Ironwood Ridge HS
46	Tyson Fisher	Fr.	INF	R/R	6-4	220	St. George, Utah/Dixie HS
RS	Trey Allred	Fr.	INF	L/R	5-10	165	St. George, Utah/Desert Hills HS

### OUTFIELDERS

#	NAME	YR	POS	B/T	HT	WT	HOMETOWN/PREVIOUS SCHOOL(S)
1	Jagun Leavitt	So.	OF	L/R	5-10	160	St. George, Utah/Pine View HS
2	Kade Cloward	Sr.	OF	R/R	5-10	185	South Jordan, Utah/Bingham HS
27	Lane Pritchard	Jr.	OF	L/R	6-0	175	Red Bluff, Calif./Red Bluff HS/Butte CC
30	Brody Clifford	R-Sr.	OF	R/R	5-11	180	Queen Creek, Ariz./Bradshaw Mountain HS/Yavapai CC
33	Jake Brown	R-Jr.	OF	L/R	6-4	190	Mesa, Ariz./Highland HS/Central Arizona CC/BYU
44	Kaid Urban	R-Sr.	OF	L/R	6-1	185	Las Vegas, Nev./Arbor View HS/College of Southern Nevada
RS	Drake Benner	So.	OF	R/R	6-1	185	Carlsbad, Calif./Sage Creek HS

### COACHES

20	Chris Pfatenhauer, Head Coach (UNLV, 2000; 218-110-1/Seventh Season)
58	Joe Haumacher, Pitching Coach (Old Dominion, 2011)
4	Bobby Rinard, Assistant Coach - Recruiting Coordinator (Arizona, 2014)
13	Matt Hill, Assistant Coach (Dixie State, 2015)
14	Trevor Amicone, Assistant Coach (Weber State, 2012)
00	Tyler Mildenberg, Assistant Coach - Player Development (Dixie State, 2018)
55	Jackson Keith (Honorary Team Member)

### TRAILBLAZER ROSTER BREAKDOWN

2019 Freshmen	9
2019 Sophomores	11
2019 Juniors	14
2019 Seniors	9
2019 Returning Redshirts	2
2019 JUCO Transfers	7
2019 Total Transfers	9
Utah Players	12
Out-of-State Players	21
One-Year Lettermen	11
Two-Year Lettermen	4
Three-Year Lettermen	5
Pitchers	14 (11 RHP; 3 LHP)
Catchers	3
Infielders	9
Outfielders	6
Switch Hitters	0



# 2019 DIXIE STATE BASEBALL



**WYATT BRANCH**  
**INF - L/R**  
**6-3 / 200 / Senior**  
**Stansbury Park, Utah**  
**Stansbury Park HS**

# 8



## BRANCH CAREER HIGHS

AB: ..... 6 at Cal Poly Pomona (2/9/14)  
 R: ..... 1 (multiple times)  
 H: ... 2 three times, last at Concordia-Irvine (4/26/18)  
 RBI: ..... 1 (multiple times)  
 BB: ..... 1 (multiple times)  
 SO: ..... 2 (multiple times)  
 SB: ..... 0  
 HBP: ..... 1 vs. Saint Martin's (3/7/14)  
 PO: ..... 1 (multiple times)  
 A: ..... 3 twice, last at Colorado Mesa (2/17/18)

**At Dixie State 2018:** Played in 23 games with two starts and batted .258 with one double and two RBI ... posted a two-hit game with a double and run scored at Concordia-Irvine (4/26) ... earned Academic All-PacWest honors ... **2017:** Started in 11 of 18 games played and batted .342 with one double, five RBI and seven runs scored ... recorded a pair of two-hit games in wins at California Baptist (3/17) and vs. Academy of Art (4/7) ... **2014:** Played in 10 games with four starts and batted .143 with four runs scored.

**At Stansbury High School:** Was named Utah National Guard Player of the Year after he hit .447 with 10 extra base hits and 12 RBI ... helped lead the Stallions to a 17-7 record and an 11-1 region mark.

**Personal:** Born on December 28, 1994 in Salt Lake City, Utah ... parents are Steve and Susy Branch ... favorite team is the Los Angeles Angels of Anaheim ... favorite player is Derek Jeter ... currently majoring in business.

**Why I chose Dixie State:** *"I chose Dixie State because I always enjoyed traveling down south to play ball as a little kid, so when I was given the chance to advance into the collegiate level it was an easy choice. I love the weather, and the people here are awesome!"*



### Branch's Career Statistics

YEAR	AVG	GP	GS	AB	R	H	2B	3B	HR	RBI	TB	SLG%	BB	HP	SO	GDP	OB%	SF	SH	SB	SBA	PO	A	E	FLD%
2014	.143	10	4	21	4	3	0	0	0	0	3	.143	2	1	7	0	.250	0	0	0	1	0	1	0	1.000
2017	.342	18	11	38	7	13	1	0	0	5	14	.368	6	0	7	2	.432	0	1	0	0	2	11	3	.813
2018	.258	23	3	31	2	8	1	0	0	2	9	.290	3	0	10	1	.324	0	1	0	0	2	9	3	.786
<b>TOTAL</b>	<b>.267</b>	<b>51</b>	<b>18</b>	<b>90</b>	<b>13</b>	<b>24</b>	<b>2</b>	<b>0</b>	<b>0</b>	<b>7</b>	<b>26</b>	<b>.289</b>	<b>11</b>	<b>1</b>	<b>24</b>	<b>3</b>	<b>.353</b>	<b>0</b>	<b>1</b>	<b>0</b>	<b>1</b>	<b>4</b>	<b>21</b>	<b>6</b>	<b>.806</b>



**BRODY CLIFFORD**  
OF - R/R

**30**

5-11 / 180 / Junior

Queen Creek, Arizona

Bradshaw Mountain HS

Yavapai CC



## CLIFFORD CAREER HIGHS

AB: .....5 at Concordia-Irvine (4/26/18)  
R: .....2 twice, last at Concordia-Irvine (4/28/18)  
H: .....3 at Biola (4/20/18)  
RBI: .....2 at Biola (4/20/18)  
BB: .....1 (multiple times)  
SO: .....2 at Concordia-Irvine (4/27/18)  
SB: .....2 vs. Cal State San Bernardino (2/9/18)  
HBP: .....1 (multiple times)  
PO: .....6 vs. Cal State San Bernardino (29/10/18)  
A: .....1 (multiple times)

**At Dixie State 2018:** Played in 34 games with 15 starts and batted .254 with four doubles, one home run and 11 RBI ... hit safely in six of his final 10 games played, a stretch that started with a 3-for-4 day with two RBI at Biola (4/20) ... his first collegiate home run was a game-tying three-run shot as part of a six-run last inning rally in DSU's season-ending walk-off win over California Baptist (5/10).

**At Yavapai College (2014-2015):** Played two seasons for the Roughriders and earned second team all-conference as a freshman after hitting .324 with 21 doubles and 31 RBI.

**At Bradshaw Mountain High School:** Earned four baseball varsity letters and was a four-time first team all-region pick ... named the 2012 Daily Courier Player of the Year ... was a career .460 hitter with 20 home runs, 47 doubles, 13 triples and 122 RBI ... hit .432 as a senior with 18 doubles, eight triples, eight homers and 50 RBI.

**Personal:** Born on March 30, 1995 in Chandler, Arizona ... parents are Randy and Lisa Clifford ... father Randy played baseball collegiately at BYU ... favorite team is the Arizona Diamondbacks ... favorite player is Bryce Harper ... currently majoring in business.

**Why I chose Dixie State:** "I chose Dixie State because I heard a lot of good things and that they want you to succeed."



### Clifford's Career Statistics

YEAR	AVG	GP	GS	AB	R	H	2B	3B	HR	RBI	TB	SLG%	BB	HP	SO	GDP	OB%	SF	SH	SB	SBA	PO	A	E	FLD%
2018	.254	34	15	63	15	16	4	1	1	11	25	.397	7	4	12	0	.365	0	4	4	6	38	3	1	.976
TOTAL	.254	34	15	63	15	16	4	1	1	11	25	.397	7	4	12	0	.365	0	4	4	6	38	3	1	.976



**KADE CLOWARD**  
**OF - R/R**  
**5-10 / 185 / Senior**  
**South Jordan, Utah**  
**Bingham HS**

# 2



## CLOWARD CAREER HIGHS

AB: ..... 5 vs. Azusa Pacific (3/2/18)  
R: ..... 3 vs. Azusa Pacific (3/2/18)  
H: ..... 2 three times, last vs. Azusa Pacific (3/2/18)  
RBI: . 1 three times, last at Colorado Mesa (2/16/18)  
BB: ..... 1 (multiple times)  
SO: ..... 3 at Colorado Mesa (2/17/18)  
SB: ..... 1 (multiple times)  
HBP: ..... 1 at Holy Names (3/17/18)  
PO: ..... 3 twice, last vs. Azusa Pacific (3/2/18)  
A: ..... 1 (multiple times)

**At Dixie State 2018:** Started in eight of 23 games played and batted .276 with three RBI and 10 runs scored ... posted a pair of two-hit games at Colorado Mesa (2/16) and vs. Azusa Pacific (3/2), against which he recorded a career-best three runs scored ... **2017:** Played in 10 games off the bench and batted .286 with one double and three runs scored ... legged out a double for his first collegiate hit as part of a 2-for-3 day with a run scored against Concordia-Irvine (3/12) ... earned Academic All-PacWest honors ... **2016:** Played in 13 games off the bench ... finished the year hitless in four at-bats and collected two stolen bases and three runs scored ... earned Academic All-PacWest honors.

**At Bingham High School:** Earned three varsity letters in baseball and helped lead the Miners to the Utah 5A state title as a sophomore ... was a two-time all-region and all-state selection and was named Region 3 MVP his senior season ... also lettered in football and was a three-time all-region honoree and two-time first team all-state selection ... helped lead the Miners to two state titles and the school's first-ever bowl invitation in Florida as a senior.

**Personal:** Born on July 6, 1996 in South Jordan, Utah ... parents are Karl and Lynnette Cloward ... favorite team is the New York Yankees ... favorite player is Derek Jeter ... also recruited by Stanford, Utah, Pacific Oregon, Grinnell, UC Davis, Brown University, Salt Lake CC and Colorado Northwestern CC ... currently majoring in exercise science.

**Why I chose Dixie State:** "I chose Dixie State because it felt like the right place for me on my visit."



### Cloward's Career Statistics

YEAR	AVG	GP	GS	AB	R	H	2B	3B	HR	RBI	TB	SLG%	BB	HP	SO	GDP	OB%	SF	SH	SB	SBA	PO	A	E	FLD%
2016	.000	13	0	4	3	0	0	0	0	0	0	.000	0	0	1	0	.000	0	0	2	2	4	2	1	.857
2017	.286	10	0	7	3	2	1	0	0	0	3	.429	2	0	3	0	.444	0	0	0	0	0	0	0	.000
2018	.276	23	8	29	10	8	1	0	0	3	9	.310	2	1	11	0	.344	0	2	3	3	17	0	1	.944
<b>TOTAL</b>	<b>.250</b>	<b>46</b>	<b>8</b>	<b>40</b>	<b>16</b>	<b>10</b>	<b>2</b>	<b>0</b>	<b>0</b>	<b>3</b>	<b>12</b>	<b>.300</b>	<b>4</b>	<b>1</b>	<b>15</b>	<b>0</b>	<b>.333</b>	<b>0</b>	<b>2</b>	<b>5</b>	<b>5</b>	<b>21</b>	<b>2</b>	<b>2</b>	<b>.920</b>



**BRYCE FEIST**  
**INF - R/R**  
**6-1 / 195 / RS-Senior**  
**Emmett, Idaho**  
**Rocky Mountain HS**

**7**



## FEIST CAREER HIGHS

**AB:** ..6 three times, last vs. Hawai'i Pacific (3/24/18)  
**R:** .....4 vs. Hawai'i Hilo (3/31/18)  
**H:** .....4 twice, last at Hawai'i Hilo (4/26/17)  
**RBI:** .....4 at Holy Names (3/19/16)  
**BB:** .....2 vs. Hawai'i Hilo (3/28/16)  
**SO:** .....3 (multiple times)  
**SB:** .....1 (multiple times)  
**HBP:** .....2 at Point Loma (2/24/18)  
**PO:** .....2 (multiple times)  
**A:** .....6 vs. Holy Names (3/5/17)

**At Dixie State 2018:** Played in 41 games with 28 starts and batted .243 with five doubles, four home runs and 18 RBI ... recorded eight multi-hit games, highlighted by a two-hit, three-RBI day with a home run vs. MSU Billings (2/9) ... also collected two hit with a career-best four runs scored vs. Hawai'i Hilo (3/31) ... ended DSU's season with a walk-off two-run home run to cap a six-run rally to defeat California Baptist (15-13, 5/10) ... **2017:** Started in 34 of 39 games played at the hot corner last season and posted a .376 batting average with six doubles, three homers, 25 RBI and 27 runs scored ... hit safely in 25 of those 39 games with 13 multi-hit outings, including a pair of four-hit games against St. Martin's (2/19/17) and at Hawai'i Hilo (4/26/17) ... also hit an even .500 (7-for-14) at the NCAA Regional with one home run, five RBI and three runs scored ... **2016:** Started in 21 of 31 games played and batted .243 with two home runs 16 RBI and 17 runs scored ... drove in a career-high four RBI, including a three-run HS, as part of a 2-for-5 day in a win at Holy Names (3/19) ... finished with four two-hit games on the season.

**At Rocky Mountain High School:** Earned three varsity letters in baseball and was a two-time first team all-state selection ... helped lead the Grizzlies to a 2012 Idaho state championship and was named 2012 Idaho Gatorade Player of the Year.

**Personal:** Born on May 10, 1994 in Boise, Idaho ... parents are Ronald and Denise Feist ... favorite team is the Los Angeles Lakers ... favorite athlete is LeBron James ... also recruited by BYU, Utah and College of Southern Idaho ... currently majoring in business administration.

**Why I chose Dixie State:** "I chose Dixie State because I heard it had a great business school and baseball program with great weather in the winter."



### Feist's Career Statistics

YEAR	AVG	GP	GS	AB	R	H	2B	3B	HR	RBI	TB	SLG%	BB	HP	SO	GDP	OB%	SF	SH	SB	SBA	PO	A	E	FLD%
2016	.243	31	21	70	17	17	3	1	2	16	18	.400	7	0	15	1	.296	4	3	1	1	17	39	10	.848
2017	.376	39	34	117	27	44	6	0	3	25	59	.504	7	3	16	2	.419	2	2	4	6	14	68	6	.932
2018	.243	41	28	115	28	28	5	0	4	18	45	.391	12	4	26	1	.328	3	3	4	7	14	42	9	.862
<b>TOTAL</b>	<b>.294</b>	<b>111</b>	<b>83</b>	<b>302</b>	<b>72</b>	<b>89</b>	<b>14</b>	<b>1</b>	<b>9</b>	<b>59</b>	<b>122</b>	<b>.404</b>	<b>26</b>	<b>7</b>	<b>57</b>	<b>4</b>	<b>.354</b>	<b>9</b>	<b>8</b>	<b>9</b>	<b>14</b>	<b>45</b>	<b>149</b>	<b>25</b>	<b>.886</b>



**CHANDLER GREENFIELD** **12**  
**RHP - R/R**  
**6-2 / 205 / Senior**  
**Twin Falls, Idaho**  
**Twin Falls HS**  
**Washington State**



## GREENFIELD CAREER HIGHS

IP: .....5.2 at Holy Names (3/15/18)  
 SO: .....7 at Holy Names (3/15/18)  
 BB: .....2 at Colorado Mesa (2/16/18)  
 PO: .....1 twice, last vs. Hawai'i Pacific (3/25/18)  
 A: .....1 vs. Hawai'i Hilo (3/31/18)

**At Dixie State 2018:** Appeared in 15 games with one start and posted a 1-0 record with one save ... collected 27 strikeouts in 24.2 IP ... fanned a career-high seven in 5.2 innings of hitless relief to earn the decision at Holy Names (3/15) ... also struck out five and allowed just two hits in 3.0 IP in his DSU debut vs. MSU Billings (2/8) ... collected at least one strikeout in 10 of 15 appearances overall ... earned Academic All-PacWest honors.

**At Washington State (2016-17):** Appeared in 20 games over his two seasons, including 19 appearances out of the Cougar bullpen ... did not record a decision in either season at WSU and finished with 26 strikeouts in 28.2 total innings.

**At Twin Falls High School:** Was a three-year letter winner in baseball for the Bruins ... named Great Basin League Pitcher of the Year his senior season after going 10-1 with a 1.68 ERA and 68 strikeouts in 56 innings ... earned first-team All-Great Basin League honors his junior season as a pitcher (3.08 ERA) and second-team honors as an outfielder...posted a 3.08 ERA ... also lettered in basketball and football.

**Personal:** Born on October 2, 1996 in Twin Falls, Idaho ... parents are Cole and Abby Greenfield ... favorite team is the Cleveland Indians ... favorite player is Corey Kluber ... also recruited by Utah Valley, Seattle University, Masters College, Northwest Nazarene and Western Arizona CC ... currently majoring in exercise science.

**Why I chose Dixie State:** "I chose Dixie State because of its great athletic department and baseball program."



### Greenfield's Career Statistics

YEAR	ERA	W	L	APP	GS	CG	ShO	SV	IP	H	R	ER	BB	SO	2B	3B	HR	AB	B/AVG	WP	HP	BK	SFA	SHA
2018	8.03	1	0	15	1	0	0/0	1	24.2	38	29	22	9	27	9	1	4	112	.339	5	2	0	2	3
TOTAL	8.03	1	0	15	1	0	0/0	1	24.2	38	29	22	9	27	9	1	4	112	.339	5	2	0	2	3



**JAYDEN MURRAY**  
**RHP - R/R**  
**6-1 / 190 / Senior**  
**Vernal, Utah**  
**Uintah HS**  
**Arizona Western JC**

# 35



## MURRAY CAREER HIGHS

IP: .....7.1 at Concordia-Irvine (4/27/18)  
 SO: .....8 vs. Cal State San Bernardino (2/9/18)  
 BB: .....4 vs. California Baptist (5/9/18)  
 PO: .....1 (multiple times)  
 A: .....3 vs. Hawai'i Hilo (3/30/18)

**At Dixie State 2018:** Started 12 games and posted a 3-5 record with a 5.15 ERA and 46 strikeouts in 64.2 IP ... fanned eight and scattered one run and two hits in four innings in his DSU debut vs. Cal State San Bernardino (2/9) ... earned his first DSU win against then No. 1-ranked Azusa Pacific (3/2), against which he surrendered eight hits and two runs with four punchouts over 7.0 innings to hand the Cougars their first loss of the season ... tossed seven innings of six-hit shut-out baseball with five strikeouts in a road win at Holy Names (3/16).

**At Arizona Western JC (2016-17):** Posted an 11-3 record with two saves in 20 appearances as a sophomore ... pitched to a 3.12 ERA and struck out 108 in 98.0 IP ... went 3-1 in 12 appearances with 25 strikeouts in 35 IP as a freshman.

**At Uintah High School:** Earned *Deseret News* Utah 3A honorable mention honors as a senior in 2015.

**Personal:** Born on April 11, 1997 in Vernal, Utah ... parents are Ryan and Darchel Murray ... also recruited by BYU, Utah and Utah Valley ... favorite team is the Boston Red Sox ... favorite player is Clayton Kershaw ... currently majoring in criminal justice.

**Why I chose Dixie State: "I chose Dixie State because it was close to home and a great environment around the school."**



### Murray's Career Statistics

YEAR	ERA	W	L	APP	GS	CG	ShO	SV	IP	H	R	ER	BB	SO	2B	3B	HR	AB	B/AVG	WP	HP	BK	SFA	SHA
2018	5.15	3	5	12	12	0	0/1	0	64.2	81	43	37	19	46	10	1	9	259	.313	3	3	0	5	5
TOTAL	5.15	3	5	12	12	0	0/1	0	64.2	81	43	37	19	46	10	1	9	259	.313	3	3	0	5	5



**JOE RAYMOND**  
**INF - R/R**  
**6-0 / 180 / Senior**  
**Foresthill, California**  
**Del Oro HS**

# 6



## RAYMOND CAREER HIGHS

AB: ..... 5 (multiple times)  
R: ..... 3 (multiple times)  
H: ..... 3 twice, last vs. Fresno Pacific (4/6/18)  
RBI: ..... 3 vs. Fresno Pacific (4/5/18)  
BB: ..... 2 (multiple times)  
SO: ..... 2 twice, last vs. California Baptist (5/10/18)  
SB: ..... 1 (multiple times)  
HBP: ..... 1 (multiple times)  
PO: ..... 5 vs. Fresno Pacific (4/7/18)  
A: ..... 5 vs. Hawai'i Pacific (3/25/18)

**At Dixie State 2018:** Collected third team all-PacWest honors after batting .327 with 11 doubles, one home run, 23 RBI and 31 runs scored ... played in 37 games with 29 starts and started at six different positions overall, including a season-high nine starts at both third base and right field ... hit safely in 27 of 37 games played with six multi-hit games, and finished the season with an eight-game hitting streak ... belted his first collegiate home run as part of a two-hit, three-RBI night in a 13-3 home win over Fresno Pacific (4/5) ... earned Academic All-PacWest honors ... **2017:** Played in six games off the bench and went hitless in six at-bats ... earned Academic All-PacWest honors ... **2016:** Came off the bench to play in four games and went hitless in five at-bats with one RBI ... drove in his first collegiate run at Academy of Art (3/15) ... earned Academic All-PacWest honors.

**At Del Oro High School:** Earned three varsity letters in baseball ... helped lead the Golden Eagles to a first place SFL finish and earned SFL honorable mention recognition as a junior ... hit .392 with seven doubles two home runs and 15 RBI in his senior season and struck out just once ... was named team MVP and collected first team all-SFL and all-Metro honorable mention honors ... is a lifetime member of the California Scholarship Federation (CSF) and earned Magna Cum Laude honors ... was presented with the Steffen Ohland Memorial Scholarship, which is given to a DOHS senior athlete who most resembles the work ethic and passion of the award's namesake.

**Personal:** Born on November 25, 1996 in Roseville, California ... parents are Kevin and Johanna Raymond ... favorite team is the San Francisco Giants ... favorite player is Buster Posey ... also recruited by UC Davis, Willamette University, Yuba College, Albion College, Sierra College, Butte CC, and Santa Barbara City College ... was one of five college students nationally chosen to receive a \$4,000 scholarship from the 2016 Brandes Investment Partners Scholarship Program ... currently majoring in finance.



**Why I chose Dixie State:** "I chose Dixie State because I wanted to explore southern Utah while getting an affordable education and being a part of a highly competitive baseball program."

### Raymond's Career Statistics

YEAR	AVG	GP	GS	AB	R	H	2B	3B	HR	RBI	TB	SLG%	BB	HP	SO	GDP	OB%	SF	SH	SB	SBA	PO	A	E	FLD%
2016	.000	4	0	5	0	0	0	0	0	1	0	.000	0	1	0	0	.167	0	0	0	0	1	2	3	.500
2017	.000	4	0	6	0	0	0	0	0	0	0	.000	0	0	0	0	.000	0	0	0	1	2	1	1	.750
2018	.327	37	29	107	31	35	11	0	1	23	49	.458	21	6	9	1	.456	2	4	5	7	34	21	5	.917
TOTAL	.296	45	29	118	31	35	11	0	1	24	49	.415	21	7	9	1	.425	2	4	5	7	36	45	9	.900



**TYLER ROSAS**  
**RHP - R/R**  
**6-0 / 185 / Senior**  
**Twin Falls, Idaho**  
**Canyon Ridge HS**  
**College of Southern Idaho**

# 16



## ROSAS CAREER HIGHS

IP: ..... 3.0 at Biola (4/20/18)  
 SO: ..... 3 three times, last at Biola (4/20/18)  
 BB: ..... 3 at Academy of Art (3/12/18)  
 PO: ..... 0  
 A: ..... 2 at Colorado Mesa (2/17/18)

**At Dixie State 2018:** Made 19 appearances out of the Trailblazer bullpen and posted a 2-0 record with 23 strikeouts in 23.0 IP ... fanned a career-high three against three different opponents (vs. Cal State San Bernardino, vs. Azusa Pacific, at Biola) ... struck out at least one batter in 13 of 19 appearances.

**At College of Southern Idaho (2016-17):** Made 19 appearances out of the CSI bullpen as a sophomore and posted a 4-3 record with two saves and 33 strikeouts in 38.0 IP ... Appeared in 19 games for the Golden Eagles as a freshman and went 1-1 with 45 strikeouts in 51.0 innings of work.

**At Canyon Ridge High School:** Earned four varsity letters in baseball and was a two-time all-conference pick as a pitcher and utility player ... also a three-time letter winner in football.

**Personal:** Born on July 12, 1997 in Reno, Nevada ... parents are Moy and Kristen Rosas ... also recruited by Colorado Mesa and Northwest Nazarene ... currently majoring in exercise science.

**Why I chose Dixie State:** *"I chose Dixie State because I loved the weather, the environment, and I really liked the coaches."*



### Rosas' Career Statistics

YEAR	ERA	W	L	APP	GS	CG	ShO	SV	IP	H	R	ER	BB	SO	2B	3B	HR	AB	B/AVG	WP	HP	BK	SFA	SHA
2018	7.04	2	0	19	0	0	0/0	0	23.0	25	21	18	12	23	4	1	4	91	.275	7	9	0	1	4
TOTAL	7.04	2	0	19	0	0	0/0	0	23.0	25	21	18	12	23	4	1	4	91	.275	7	9	0	1	4



# 2019 DIXIE STATE BASEBALL



**KAID URBAN**  
**OF - L/R**  
**6-1 / 185 / RS-Senior**  
**Las Vegas, Nevada**  
**Arbor View HS**  
**College of Southern Nevada**

# 44



## URBAN CAREER HIGHS

AB: ..... 5 (multiple times)  
R: ..... 2 twice, last vs. Fresno Pacific (4/6/18)  
H: . 3 three times, last vs. California Baptist (5/8/18)  
RBI: ..... 3 twice, last vs. Azusa Pacific (3/2/18)  
BB: ..... 1 (multiple times)  
SO: ..... 3 vs. Azusa Pacific (3/3/18)  
SB: ..... 1 at Holy Names (3/17/18)  
HBP: . 1 three times, last vs. California Baptist (5/10/18)  
PO: ..... 4 twice, last at Concordia-Irvine (4/28/18)  
A: ..... 0

**At Dixie State 2018:** Posted a .351 average with XBH and 11 RBI ... started in 25 of 45 games and hit safely in 24 of those 45 outings ... collected at least one hit in 15 of his last 17 games, including a team season-high 11-game hit streak ... posted six multi-hit games with three three-hit days (vs. Cal State San Bernardino, at Concordia-Irvine, vs. California Baptist) ... drove in a career-best three runs twice in home wins over CSUSB (2/11) and then-No. 1 Azusa Pacific (3/2) ... earned Academic All-PacWest honors.

**At College of Southern Nevada (2016-17):** Played two seasons for the Coyotes ... started in 27 of 42 games played as a sophomore and batted .262 with five doubles and 17 RBI ... hit .295 with two doubles and one homer in 44 at bats during his freshman campaign.

**At Arbor View High School:** Was a first team all-region and all-state selection and a Northwest Region Player of the Year honoree as a senior for the Aggies ... hit .472 with 12 doubles, three triples, 23 RBI, 17 stolen bases and 47 runs scored his senior season.

**Personal:** Born on January 2, 1996 in Las Vegas, Nevada ... parents are Mark and Kristi Urban ... he and his wife Breanna are parents of two sons - Kamden and Leonardo ... favorite teams are the Los Angeles Dodgers, Chicago Blackhawks, Los Angeles Lakers and Notre Dame ... favorite athletes are Corey Seager and Jonathan Toews ... also recruited by Salt Lake CC ... currently majoring in criminal justice.

**Why I chose Dixie State:** "I chose Dixie State because I was intrigued by the baseball program and was also interested in the university out of high school. I also love St. George and would like to call this place my home for the rest of my life."



### Urban's Career Statistics

YEAR	AVG	GP	GS	AB	R	H	2B	3B	HR	RBI	TB	SLG%	BB	HP	SO	GDP	OB%	SF	SH	SB	SBA	PO	A	E	FLD%
2018	.351	45	25	97	17	34	4	1	0	11	40	.412	15	3	26	0	.452	0	0	1	1	41	0	3	.932
TOTAL	.351	45	25	97	17	34	4	1	0	11	40	.412	15	3	26	0	.452	0	0	1	1	41	0	3	.932



**BRAYDON BONNER**  
**RHP - R/R**  
**6-4 / 215 / Junior**  
**Murray, Utah**  
**Cottonwood HS**

# 32



## BONNER CAREER HIGHS

IP: ..... 3.2 vs. Montana State Billings (2/10/18)  
 SO: ..... 5 at Biola (4/20/18)  
 BB: ..... 3 (multiple times)  
 PO: ..... 1 at Cal State San Bernardino (2/4/17)  
 A: ..... 1 (multiple times)

**At Dixie State 2018:** Made 15 appearances with one start and posted a 1-3 record with 18 strikeouts in 23.0 IP ... earned his first collegiate victory after tossing 1.1 innings of spotless relief with two punchouts vs. California Baptist (5/8) ... fanned a career-high five in 3.0 IP at Biola (4/20) ... 2017: Appeared in seven games in relief with no record and no saves ... struck out 10 in 9.0 innings pitched ... struck out a season-high three twice in outings against Concordia-Irvine (3/11) and at Hawai'i Hilo (4/25).

**At Cottonwood High School:** Earned four varsity letters in baseball and was a first team all-region and Utah 5A honorable mention pick for the Colts.

**Personal:** Born on November 20, 1997 in Murray, Utah ... parents are Ken and Tiffany Bonner ... also recruited by Northwest Nazarene, Concordia (OR), Lassen College, Miles College, Heston College and USU-Eastern ... favorite team is the Boston Red Sox ... currently majoring in exercise science.

**Why I chose Dixie State:** "I chose Dixie State for the education and to continue my baseball career."

### Bonner's Career Statistics

YEAR	ERA	W	L	APP	GS	CG	ShO	SV	IP	H	R	ER	BB	SO	2B	3B	HR	AB	B/AVG	WP	HP	BK	SFA	SHA
2017	5.00	0	0	7	0	0	0/1	0	9.0	11	5	5	9	10	2	0	1	36	.306	1	0	0	0	0
2018	9.78	1	3	15	1	0	0/0	0	23.0	37	27	25	9	18	4	0	5	101	.366	4	2	0	2	1
<b>TOTAL</b>	<b>8.43</b>	<b>1</b>	<b>3</b>	<b>22</b>	<b>1</b>	<b>0</b>	<b>0/1</b>	<b>0</b>	<b>32.0</b>	<b>48</b>	<b>32</b>	<b>30</b>	<b>18</b>	<b>28</b>	<b>6</b>	<b>0</b>	<b>6</b>	<b>137</b>	<b>.350</b>	<b>5</b>	<b>2</b>	<b>0</b>	<b>2</b>	<b>1</b>



**JAKE BROWN**  
**OF - L/R**  
**6-4 / 190 / RS-Junior**  
**Mesa, Arizona**  
**Highland HS**  
**Central Arizona JC/**  
**BYU**

# 33



**At BYU 2018 (Sophomore):** Started in 10 of 26 games played and batted .184 with two doubles, two RBI and two runs scored.

**At Central Arizona JC 2015 (Freshman):** Played in 49 games and batted .312 with one home run and 36 RBI.

**At Highland High School:** Was a two-year baseball letter winner for the Hawks and earned all-region honors ... also earned three varsity letters in basketball and two more in football ... played the viola in the HHS symphony orchestra.

**Personal:** Born on May 29, 1999 in St. George, Utah ... parents are Jeff and Debbie Brown ... father Jeff played baseball collegiately at BYU and professionally in the Los Angeles Dodgers organization ... also recruited by Southern Virginia ... favorite team is the Arizona Diamondbacks ... favorite player is Paul Goldschmidt ... currently majoring in Spanish.

**Why I chose Dixie State:** "I chose Dixie State because they gave me a chance to continue my collegiate career."



**JAKE ENGEL**  
**OF - R/R**  
**6-2 / 195 / Junior**  
**Tucson, Arizona**  
**Ironwood HS**

# 34



## ENGEL CAREER HIGHS

**AB:** ..... 5 (multiple times)  
**R:** ..... 3 twice, last vs. Hawai'i Pacific (3/26/18)  
**H:** ..... 3 at Colorado Mesa (2/16/18)  
**RBI:** .... 3 three times, last at Holy Names (3/15/18)  
**BB:** ..... 3 vs. Cal State San Bernardino (2/11/18)  
**SO:** ..... 2 (multiple times)  
**SB:** ..... 1 twice, last at Concordia-Irvine (4/28/18)  
**HBP:** ..... 0  
**PO:** ..... 4 vs. Colorado Mesa (2/11/17)  
**A:** ..... 1 at Biola (4/21/18)

**At Dixie State 2018:** Started in 26 of 32 games played and posted a .276 average with nine doubles, two home runs and 22 RBI ... hit safely in 21 games with five multi-hit outings, highlighted by a career-best three-hit game with a double at Colorado Mesa (2/16) ... drove in a career-high tying three runs on homers in games against CS San Bernardino (2/9) and at Holy Names (3/15) ... drove in at least one run in 15 of 32 appearances ... earned Academic All-PacWest honors ... **2017:** Played in 12 games with six starts and batted .200 with one double, eight RBI and one run scored ... legged out a double for his first collegiate hit as part of a 2-for-5 day with three RBI in a home win over Holy Names (3/5) ... also posted a two-RBI effort in a win at California Baptist (3/17) ... earned Academic All-PacWest honors.

**At Ironwood Ridge High School:** Earned four varsity letters in baseball for the Nighthawks ... was a first team All-Northwest, Section XI and Southern Arizona pick as a senior after batting .411 with eight doubles, four triples, eight homers and 29 RBI ... posted an .831 slugging percentage and finished with 23 runs scored ... also earned second team AZBCA Division 2 All-State honors and was selected to play in the 2016 Division 2 Southern Arizona Senior All-Star Game ... hit .402 with 10 doubles, three home runs and 35 RBI as a junior and helped guide IRHS to a 21-8 record and a state tournament appearance ... was a second team All-Southern Arizona, Division II First Team All-Sectional, and a 2015 Perfect Game Honorable Mention All-American selection.

**Personal:** Born on March 24, 1998 in Tucson, Arizona ... parents are Todd and Kim Engel ... favorite team is the Arizona Diamondbacks ... favorite player is J.D. Martinez ... also recruited by Utah, San Francisco, Grand Canyon, Western Arizona CC, Yavapai CC, Cochise CC, Central Arizona CC and Pima CC ... currently majoring in business administration.

**Why I chose Dixie State:** *"I chose Dixie State because it was the best place for me to be successful in the classroom as well as on the field."*

### Engel's Career Statistics

YEAR	AVG	GP	GS	AB	R	H	2B	3B	HR	RBI	TB	SLG%	BB	HP	SO	GDP	OB%	SF	SH	SB	SBA	PO	A	E	FLD%
2017	.200	12	6	25	1	5	1	0	0	8	6	.240	3	0	4	1	.276	1	0	0	1	10	0	1	.909
2018	.276	32	26	98	18	27	9	1	2	22	44	.449	19	0	27	0	.390	1	1	2	4	25	1	2	.929
TOTAL	.260	44	32	123	19	32	10	1	2	30	50	.406	22	0	31	1	.367	2	1	2	5	35	1	3	.923



**MASON FOLTZ**  
**RHP - R/R**  
**6-2 / 185 / Junior**  
**Pocatello, Idaho**  
**Highland HS**  
**College of Southern Idaho**

# 5



**At College of Southern Idaho (2017-18):** Played two seasons for the Eagles and helped guide them to a 2018 NJCAA World Series appearance ... went 13-2 on the bump to go with a 2.99 ERA and 83 strikeouts on his way to first team all-SWAC honors ... limited opposing hitters to just a .237 average and posted a 1.13 WHiP in 93.1 IP ... appeared in 19 games out of the bullpen as a freshman went 2-4 with 25 strikeouts in 30.1 IP ... was a two-time Academic All-American pick.

**At Highland High School:** Was a two-time first team all-conference and all-state pick as was garnered conference player of the year honors ... also lettered in football and helped lead the Rams to an Idaho state title in 2014 ... collected all-state honors in football in 2014 and 2015.

**Personal:** Born on October 23, 1997 in Pocatello, Idaho ... parents are Tom and Leslie Foltz ... also recruited by MSU Billings and Colorado State-Pueblo ... favorite team is the New England Patriots ... favorite athlete is Tom Brady ... currently majoring in exercise science.

**Why I chose Dixie State:** *"I chose Dixie State because the university has a winning mentality in many sports and the coaching staff is very knowledgeable. It was a good fit for me athletically and academically."*



**TEVITA GERBER**  
**LHP - L/L**  
**6-3 / 205 / Junior**  
**Salt Lake City, Utah**  
**Cottonwood HS**  
**UNLV**

**19**



**At UNLV (2016-17):** Appeared in 32 career games with eight starts with the Rebels, for which he collected three career victories and struck out 39 in 80.1 innings of work.

**At Cottonwood High School:** Was a four-year varsity letter winner for the Colts and was named the 2015 Salt Lake Tribune 5A Baseball State MVP ... also earned west region all-America honors ... helped lead CHS to a 79-34 overall record over his four-year career, including a 27-4 mark as a senior ... finished his prep career with the second-most strikeouts in school history ... was listed on the high honor roll over his final three years of high school.

**Personal:** Born on March 25, 1997 in Salt Lake City, Utah ... parents are Dave and Jody Gerber ... favorite team is the Oakland Raiders ... favorite player is Marcus Stroman ... currently majoring in psychology.

**Why I chose Dixie State:** *"I chose Dixie State because I was looking for a good education that would help present opportunities down the road in life. Dixie State has a great environment for school, as well as life, and I'm looking forward to a great college experience."*



**PRESTON HANNAY**  
**RHP - R/R**  
**6-3 / 230 / RS-Junior**  
**Murray, Utah**  
**Murray HS**

**21**



## HANNAY CAREER HIGHS

**IP:** .....6.2 vs. Hawai'i Hilo (3/29/16)  
**SO:** .....5 vs Holy Names (3/5/17)  
**BB:** .....3 (multiple times)  
**PO:** .....1 (multiple times)  
**A:** .....5 vs. Hawai'i Hilo (3/29/16)

**At Dixie State 2018:** Sat out the season as a medical redshirt ... **2017:** Made 13 appearances with 10 starts and finished with a 3-3 record ... won his season debut in the series finale at Cal State San Bernardino (10-1; 2/5), scattering four hits and one run over 5.2 IP with three strikeouts ... hurled four innings of one-hit scoreless relief with three strikeouts to earn the decision against Academy of Art (3-2; 4/8) ... struck out a career-high five in a win over Holy Names (7-3; 3/5) ... finished with 30 strikeouts and a 5.60 ERA in 54.2 IP ... **2016:** Appeared in 13 games with five starts and posted a 3-1 record with a 3.82 ERA and 18 strikeouts in 35.1 innings pitched ... earned his first collegiate victory after tossing two innings of one-hit relief with a strikeout in the season-opener vs. CS San Bernardino (2/5) ... picked up a win in his first collegiate road start at Academy of Art (3/15), against which he threw six scoreless innings and scattered six hits with three strikeouts ... recorded at least one strikeout in 10 of his 13 appearances.

**At Murray High School:** Earned four varsity letters in baseball for the Spartans ... was named 2014 Region 7 MVP as a junior and a Utah 4A Honorable Mention all-state selection.

**Personal:** Born on June 21, 1996 in Murray, Utah ... parents are Doug Hannay and Amy Poole ... favorite team is the Boston Red Sox ... favorite player is Dustin Pedroia ... also recruited by Utah Valley and Salt Lake CC ... currently majoring in business administration.

**Why I chose Dixie State:** *"I chose Dixie State because of the warm weather and it was not far from home It is a great school with great coaches!"*

### Hannay's Career Statistics

YEAR	ERA	W	L	APP	GS	CG	ShO	SV	IP	H	R	ER	BB	SO	2B	3B	HR	AB	B/AVG	WP	HP	BK	SFA	SHA
2016	3.82	3	1	13	5	0	0/0	0	35.1	43	16	15	9	18	7	0	0	139	.309	2	0	0	0	4
2017	5.60	3	3	13	10	0	0/0	0	54.2	68	40	34	19	30	12	3	4	218	.312	4	2	2	3	6
<b>TOTAL</b>	<b>4.90</b>	<b>6</b>	<b>4</b>	<b>26</b>	<b>16</b>	<b>0</b>	<b>0/0</b>	<b>0</b>	<b>90.0</b>	<b>111</b>	<b>56</b>	<b>49</b>	<b>28</b>	<b>48</b>	<b>19</b>	<b>3</b>	<b>4</b>	<b>357</b>	<b>.311</b>	<b>6</b>	<b>2</b>	<b>2</b>	<b>3</b>	<b>10</b>



# 2019 DIXIE STATE BASEBALL



**COLTON HARRIS**  
**RHP - R/R**  
**6-2 / 195 / Junior**  
**Murray, Utah**  
**Murray HS**  
**Yakima Valley CC**

# 28



**At Yakima Valley CC (2017-18):** Made 14 total appearances out of the bullpen over his two seasons for the Yaks and posted a 1-0 career record with 14 total strikeouts in 22.2 IP ... was part of NWAC East Division title winning team.

**At Murray High School:** Earned two varsity letters in baseball and helped lead the Spartans to a 2016 region championship ... collected honorable mention all-state accolades as a senior ... was member of the National Honor Society.

**Personal:** Born on September 8, 1997 in Salt Lake City, Utah ... parents are Reggie and Shauna Harris ... also recruited by Concordia, Northwest Nazarene, Hawai'i Pacific, Whitworth, Vanguard College, George Fox, Post and Central Washington ... favorite team is the New York Yankees ... favorite player is Bryce Harper ... currently majoring in biology.

**Why I chose Dixie State:** "I chose Dixie State because it was a good opportunity to keep playing baseball for a quality program and a chance to continue to further my education."



**BRAXTON IPSON**  
**1B - L/R**  
**6-3 / 215 / RS-Junior**  
**St. George, Utah**  
**Dixie HS**  
**BYU**

# 22



## IPSON CAREER HIGHS

**AB:** ..... 5 vs. Holy Names (3/5/17)  
**R:** ..... 1 (multiple times)  
**H:** ..... 2 vs. Holy Names (3/5/17)  
**RBI:** ..... 3 vs. Holy Names (3/5/17)  
**BB:** ..... 1 (multiple times)  
**SO:** ..... 2 twice, last at Holy Names (3/15/18)  
**SB:** ..... 0  
**HBP:** ..... 0  
**PO:** ..... 8 vs. Cal State San Bernardino (2/10/18)  
**A:** ..... 1 three times, last at Holy Names (3/17/18)

**At Dixie State 2018:** Played in 23 games with two starts and batted .130 with one home run and three RBI ... belted his first collegiate HR, a game-tying two-run shot vs. Cal State San Bernardino (2/10) ... also collected a PH single at Point Loma (2/24) and drove in a run vs. Hawai'i Hilo (3/31) ... earned Academic All-PacWest honors ... 2017: Came off the bench to play in six games and combined to go 1-for-5 with one RBI and one run scored ... collected his first collegiate hit against Concordia (OR) (2/16) and first-career RBI against Holy Names (3/5).

**At Brigham Young 2014:** Originally signed at BYU out of high school.

**At Dixie High School:** Was a four-time all-region and three-time all-state selection who helped lead the Flyers to the 2012 Utah 3A state title ... was chosen to play in the Utah High School All-Star Game in 2013 and 2014 ... was also a three-year letter winner in football and was a three-time all-region and two-time all-state pick.

**Personal:** Born on July 20, 1996 in St. George, Utah ... parents are Danny and Jenny Ipson ... wife's name is Clara ... favorite team is the Atlanta Braves ... also recruited by BYU, Santa Clara, Wichita State, Utah Valley, Southern Utah, Weber State, Grand Canyon, Pacific, Fort Scott CC and Crowder CC ... currently majoring in business administration.

**Why I chose Dixie State:** "I chose Dixie State because I loved the coaching staff, along with the ability to compete for a national championship every year, available majors, and my family lives close."

### Ipson's Career Statistics

YEAR	AVG	GP	GS	AB	R	H	2B	3B	HR	RBI	TB	SLG%	BB	HP	SO	GDP	OB%	SF	SH	SB	SBA	PO	A	E	FLD%
2017	.200	6	0	5	1	1	0	0	0	1	1	.200	1	0	1	1	.286	1	0	0	0	4	0	1	.800
2018	.130	23	2	23	3	3	0	0	1	3	6	.261	5	0	8	1	.286	0	0	0	0	27	3	0	1.000
TOTAL	.143	29	2	28	4	4	0	0	1	4	7	.250	6	0	9	1	.286	1	0	0	0	31	3	1	.971



**JADEN JENSEN**  
**RHP - R/R**  
**6-2 / 165 / Junior**  
**Burley, Idaho**  
**Minico HS**  
**College of Southern**  
**Idaho**

5



**At College of Southern Idaho (2018):** Named the 2018 SWAC Relief Pitcher of the Year in his lone season with the Eagles ... posted a 7-1 record with eight saves and a team-best 1.88 ERA ... held opposing batters to a .184 average and fanned 47 in 52.2 IP to help lead CSI to an NJCAA World Series appearance.

**At Treasure Valley CC (2017):** Pitched one season at TVCC, stats not available.

**At Minico High School:** Was a three-sport athlete at MHS, lettering in baseball, football and basketball ... threw a one-hitter in an Idaho 4A playoff start as a senior ... posted a 2.59 ERA in five appearances and hit .419 with a pair of doubles and eight RBI during his senior campaign.

**Personal:** Born on January 14, 1998 in Pocatello, Idaho ... parents are Dustin and Brook Jensen ... also recruited by MSU Billings, Boise State, William Penn and College of Idaho ... favorite team is the New York Yankees ... favorite player is Clayton Kershaw ... currently majoring in exercise science.

**Why I chose Dixie State:** *"I chose Dixie State because it was the best fit for me."*



**KAIVON KEALOHA**  
**RHP - R/R**  
**6-2 / 205 / RS-Junior**  
**Las Vegas, Nevada**  
**Rancho HS**  
**Taft Valley CC**

26



**At Taft Valley College (2015-18):** Led the Cougar staff in appearances (22) and starts (12) as a sophomore and finished with a team-high nine wins (9-4) with two saves ... also led the staff with a 2.96 ERA and struck out a team-best 91 batters in 91.1 innings pitched ... earned second team all-conference and was named to the CVC Gold Glove team ... was a three-time academic all-conference pick.

**At Rancho High School:** Was a two-time all-conference utility selection and led the Sunrise Region in strikeouts as a senior ... also earned second team all-state pitching honors during his senior season.

**Personal:** Born on September 25, 1997 in Las Vegas, Nevada ... father is Wade Kealoha ... also recruited by Nicholls State, Southern University, Cal State Bakersfield, Cal State Dominguez Hills and Lamar ... favorite team is the Los Angeles Angels of Anaheim ... favorite player is Bryce Harper ... currently majoring in psychology.

**Why I chose Dixie State:** *"I chose Dixie State because it is a great university with my primary major and is also close to my childhood home in Las Vegas. The baseball program has a rich reputation in recent years for winning. It is clear to me that the culture provided in St. George with DSU is a great one to be a part of. Dixie State is the ideal environment for me to take my final steps before tackling the real world and my career either still on, or off the baseball field."*



**LANE PRITCHARD**  
**OF - L/R**  
**6-0 / 175 / Junior**  
**Red Bluff, California**  
**Red Bluff HS**  
**Butte CC**

# 27



**At Butte CC (2017-18):** Earned CCCAA all-Northern California honors as a sophomore after he batted .379 with 14 doubles, four triples and six home runs ... also finished with 45 RBI, 63 runs scored and went 13-for-14 in stolen base attempts ... captured CCCAA first team all-defense accolades.

**At Red Bluff High School:** Was a two-time league MVP and three-time all-section in baseball for the Spartans ... also lettered in football and basketball and was a multiple time all-section pick in each sport.

**Personal:** Born on May 4, 1998 in Red Bluff, California ... parents are Darren and Jennifer Pritchard ... also recruited by Cal State San Marcos and Azusa Pacific ... favorite teams are the San Francisco Giants, the San Francisco 49ers and the Sacramento Kings ... favorite player is Javy Baez ... currently majoring in psychology.

**Why I chose Dixie State:** *"I chose Dixie State because I felt it offered the best opportunity for me to succeed."*



**BRANDON SOUCY**  
**LHP - L/L**  
**6-3 / 220 / Junior**  
**Rapid City, South Dakota**  
**Stevens HS**  
**College of Southern**  
**Idaho**

# 45



**At College of Southern Idaho (2017-18):** Was a left-handed specialist in the CSI bullpen in 2018, out of which he pitched to a 2-2 mark with one save in 25 relief appearances ... led the CSI staff in opponent batting average (.140) and struck out 33 in 28.2 innings of work to help lead the Eagles to a 2018 NJCAA World series berth ... earned third team academic all-region honors.

**At Stevens High School:** Earned three varsity letters in both baseball and football.

**Personal:** Born on October 29, 1997 in Rapid City, South Dakota ... parents are Darren and Jennifer Soucy ... father Darren played college football at Boston University and mother Jennifer played softball collegiately at Northern State ... also recruited by MSU Billings and Central Washington ... favorite team is the Tampa Bay Rays ... favorite player is Chris Sale ... currently majoring in exercise science.

**Why I chose Dixie State:** *"I chose Dixie State because I loved the feel of the school and it was my best option to pursue my major as well as baseball."*



**CADE SPURLIN**  
**C - L/R**  
**5-11 / 215 / Junior**  
**Santa Clarita, California**  
**West Ranch HS**  
**LA Mission CC**

**48**



**At LA Mission College (2017-18):** Was a 2018 All-Southern California ABCA/Rawlings first team selection after hitting .392 with 11 home runs and 38 RBI as a sophomore at LAMC ... also helped lead the Eagles to a 52-31 overall record and to a pair of CCCBA play-off appearances in his two seasons as the Eagle backstop.

**At West Ranch High School:** Earned three varsity letters in baseball and garnered first team all-Foothill League and all-SCV honors ... batted .337 as a senior with two home runs and 17 RBI ... was a four-time defensive player of the year honoree and was named the USMC Most Distinguished Athlete as a senior.

**Personal:** Born on September 22, 1998 in Northridge, California ... parents are Brent and Beth Spurlin ... also recruited by Michigan State, Cal State Northridge, Chico State and Minot State ... favorite team is the Boston Red Sox ... favorite player is Bryce Harper ... currently majoring in sociology.

**Why I chose Dixie State:** *"I chose Dixie State because it has a very successful baseball program."*



**BRADEN STUTZMAN**  
**C - R/R**  
**5-10 / 185 / RS-Junior**  
**Twin Falls, Idaho**  
**Twin Falls HS**  
**Oregon**

**10**



**At Oregon (2016-18):** Played two seasons for the Ducks (redshirt in 2016) and made a combined 21 starts at both catcher and outfield over that period ... finished with two doubles, eight RBI and 15 runs scored in 49 career games played ... collected first team Academic all-PAC-12 honors in 2017 and 2018.

**At Twin Falls High School:** Named the 2015 Times-News Baseball Player of the Year as a senior, as well as earning first-team all-state honors ... named the IdahoSports.com Student-Athlete of the Year ... named first-team all-state as a junior, leading TFHS to a state championship ... earned second-team all-state recognition as a sophomore and honorable mention honors as a freshman ... also a three-year letterman in basketball ... earned first-team all-state honors and was the Great Basin Conference Player of the Year as a senior ... was one of the valedictorians for 2015 TFHS graduating class.

**Personal:** Born on September 1, 1996 in Twin Falls, Idaho ... parents are Alan and Jill Stutzman ... father Alan compete in rodeo both collegiately at College of Southern Idaho and professionally for several years ... favorite team is the New York Yankees ... favorite player is Derek Jeter ... currently majoring in finance.

**Why I chose Dixie State:** *"I chose Dixie State because I have a lot of friends that already attend Dixie State and love it. Coach Pfatenhauer did an incredible job getting me excited to come to Dixie State and make an impact."*



**DRAKE BENNER**  
**OF - L/R**  
**6-1 / 185 / Sophomore**  
**Carlsbad, California**  
**Sage Creek HS**

# RS



## BENNER CAREER HIGHS

AB: .....4 at Colorado Mesa (2/18/18)  
 R: .....3 vs. Montana State Billings (2/10/18)  
 H: ..... 2 twice, last vs. Azusa Pacific (3/2/18)  
 RBI: ..... 2 vs. Azusa Pacific (3/3/18)  
 BB: ..... 1 (multiple times)  
 SO: .....3 at Holy Names (3/16/18)  
 SB: .....0  
 HBP: ..... 1 twice, last at Holy Names (3/16/18)  
 PO: ..... 3 twice, last at Colorado Mesa (2/18/18)  
 A: .....0

**At Dixie State 2018:** Played in 27 games with eight starts and batted .212 with four RBI ... legged out a double for his first collegiate hit as part of a 2-for-3 day with three runs scored in his debut start vs. MSU Billings (2/10) ... drove in a career-high two runs vs. Azusa Pacific (3/3) ... earned Academic All-PacWest honors.

**At Sage Creek High School:** Played two seasons at SCHS and helped lead the Bobcats to a CIF title ... combined for 66 total hits, 22 doubles, five home runs, 54 RBI and 24 stolen bases over his two seasons of play.

**Personal:** Born on June 12, 1998 in Chicago, Illinois ... parents are Chuck and Julie Benner ... also recruited by Michigan, San Jose State, Cal State Bakersfield and Puget Sound ... favorite team is the San Diego Padres ... favorite athlete is Nolan Arenado ... currently majoring in mechanical engineering.

**Why I chose Dixie State:** "I chose Dixie State because it has had a winning record, there are a lot of new opportunities to be a part of here, and is in an enjoyable place to live."

### Benner's Career Statistics

YEAR	AVG	GP	GS	AB	R	H	2B	3B	HR	RBI	TB	SLG%	BB	HP	SO	GDP	OB%	SF	SH	SB	SBA	PO	A	E	FLD%
2018	.212	27	8	33	5	7	2	0	0	4	9	.273	3	2	7	0	.308	1	1	0	0	21	0	1	.955
TOTAL	.212	27	8	33	5	7	2	0	0	4	9	.273	3	2	7	0	.308	1	1	0	0	21	0	1	.955



**JIMMY BORZONE**  
**RHP - R/R**  
**6-4 / 195 / Sophomore**  
**Vancouver, Washington**  
**Union HS**

# 40



## BORZONE CAREER HIGHS

IP: .....4.0 at Concordia-Irvine (4/28/18)  
 SO: ..... 5 twice, last at Concordia-Irvine (4/28/18)  
 BB: ..... 2 (multiple times)  
 PO: .....0  
 A: ..... 1 twice, last at Biola (4/20/18)

**At Dixie State 2018:** Appeared in 12 games with two starts and posted a 3-0 record with a 4.13 ERA and 27 strikeouts in 28.1 IP ... earned his first collegiate victory in relief vs. Hawai'i Hilo (3/29) after scattering one run and four hits with three strikeouts in 3.1 innings of work ... fanned a career-high five twice in consecutive winning road decisions at Biola (4/20) and at Concordia-Irvine (start - 4/28).

**At Union High School:** Was a four-year varsity letter winner in baseball and was a first team all-league and all-state pick ... posted a 3-1 record with a 1.72 ERA and 43 strikeouts in 41.2 IP as a senior ... ranked as the No. 8 pitching prospect in the state of Washington by PerfectGame entering his senior season.

**Personal:** Born on December 5, 1998 in Portland, Oregon ... parents are Brian Borzone and Darleen Veter ... father Brian played basketball collegiately at Chico State ... also recruited by Arizona State, Portland, Concordia (OR), Pacific and Pacific Lutheran ... favorite team is the San Francisco Giants ... favorite player is Max Scherzer ... currently majoring in business.

**Why I chose Dixie State:** "I chose Dixie State because I like the area, the weather, the success of the baseball program and the philosophy of the school itself."

### Borzone's Career Statistics

YEAR	ERA	W	L	APP	GS	CG	ShO	SV	IP	H	R	ER	BB	SO	2B	3B	HR	AB	B/AVG	WP	HP	BK	SFA	SHA
2018	4.13	3	0	12	2	0	0/0	1	28.1	31	16	13	12	27	8	0	1	107	.290	2	9	2	2	2
TOTAL	4.13	3	0	12	2	0	0/0	1	28.1	31	16	13	12	27	8	0	1	107	.290	2	9	2	2	2



**ALEC FLEMETAKIS**  
**INF - R/R**  
**5-10 / 160 / Sophomore**  
**Hurricane, Utah**  
**Hurricane HS**

**15**



## FLEMETAKIS CAREER HIGHS

**AB:** ...5 three times, last vs. California Baptist (5/8/18)  
**R:** ...3 three times, last vs. Hawai'i Pacific (3/26/18)  
**H:** .....3 twice, last vs. California Baptist (3/10/18)  
**RBI:** ..... 5 vs. California Baptist (3/10/18)  
**BB:** .....4 at Holy Names (3/17/18)  
**SO:** ..... 3 vs. California Baptist (3/8/18)  
**SB:** ..... 1 (multiple times)  
**HBP:** ..... 1 (multiple times)  
**PO:** ..... 5 (multiple times)  
**A:** .....6 twice, last vs. Hawai'i Hilo (3/31/18)

**At Dixie State 2018:** Started in 37 of 45 games played and batted .290 with five doubles, five homers and 27 RBI ... hit safely in 25 games with nine multi-hit games, including two three-hit outings ... homered in his first collegiate at bat as part of a 2-for-2 day with three runs scored vs. MSU Billings (2/9) ... also collected three RBI against Azusa Pacific (3/2), at Holy Names (3/16) and at Concordia-Irvine (4/26) ... connected for a grand slam and drove in a career-high five runs as part of a 3-for-4 day in the season finale vs. California Baptist (5/10), which helped earn him PacWest Freshman of the Week (5/14) honors.

**At Hurricane High School:** Was a four-year varsity starter and two-time all-region and all-state honoree for the Tigers ... earned team MVP honors after batting .418 with seven doubles, four triples, 15 RBI and 28 runs scored as a senior ... also went 1-3 on the mound with 46 strikeouts in 41.2 IP.

**Personal:** Born on March 16, 1999 in St. George, Utah ... parents are Sam and Kimberlee Flemetakis ... also recruited by Texas-Arlington, Concordia-Irvine, College of Southern Idaho, College of Southern Nevada and Salt Lake CC ... favorite team is the Washington Nationals ... favorite athlete is Javier Baez ... currently majoring in business.

**Why I chose Dixie State:** "I chose Dixie State because it is close to home and my family is my No. 1 supporter and having them come to the games and continuing to be a part of my baseball career is extremely important to me."

### Flemetakis' Career Statistics

YEAR	AVG	GP	GS	AB	R	H	2B	3B	HR	RBI	TB	SLG%	BB	HP	SO	GDP	OB%	SF	SH	SB	SBA	PO	A	E	FLD%
2018	.290	45	37	124	33	36	5	0	5	27	56	.452	23	6	35	0	.419	2	6	5	9	84	106	11	.945
TOTAL	.290	45	37	124	33	36	5	0	5	27	56	.452	23	6	34	0	.419	2	6	5	9	84	106	11	.945



**JACK GONZALES**  
**LHP - L/L**  
**6-3 / 225 / Freshman**  
**Oceanside, California**  
**El Camino HS**

**23**



## GONZALES CAREER HIGHS

**IP:** .....3.2 vs. Cal State San Bernardino (2/9/18)  
**SO:** .....4 vs. Cal State San Bernardino (2/9/18)  
**BB:** ..... 5 vs. Hawai'i Pacific (3/25/18)  
**PO:** .....0  
**A:** .....0

**At Dixie State 2018:** Made 11 appearances out of the Trailblazer bullpen with no record and posted a staff-low 3.52 ERA ... struck out 14 strikeouts in 15.1 IP ... punched out a career-high four in 3.2 IP in his collegiate debut vs. Cal State San Bernardino (2/9) ... struck out at least one batter in eight of 11 appearances ... earned Academic All-PacWest honors.

**At El Camino High School:** Earned three varsity letters in baseball and was a San Diego Union Tribune All-Academic team selection ... collected four win and struck out 48 with a 2.52 ERA during his senior campaign ... recorded two wins, including a complete-game shutout win, and 43 strikeouts in 33 innings of work as a junior.

**Personal:** Born on May 26, 1999 in Mountain View, California ... parents are Rick and Heather Gonzales ... also recruited by UC San Diego, Point Loma and BYU ... favorite team is the San Francisco Giants ... favorite player is Madison Bumgarner ... currently majoring in criminal justice.

**Why I chose Dixie State:** "I chose Dixie State because of its winning program, it's great school with nice weather and in a great city."

### Gonzales' Career Statistics

YEAR	ERA	W	L	APP	GS	CG	ShO	SV	IP	H	R	ER	BB	SO	2B	3B	HR	AB	B/AVG	WP	HP	BK	SFA	SHA
2018	3.52	0	0	11	0	0	0/0	0	15.1	17	13	6	12	14	6	0	0	62	.274	5	1	0	1	0
TOTAL	3.52	0	0	11	0	0	0/0	0	15.1	17	13	6	12	14	6	0	0	62	.274	5	1	0	1	0



**TANNER HARPER**  
**C - R/R**  
**6-0 / 210 / RS-Sophomore**  
**Paul, Idaho**  
**Minico HS**



## HARPER CAREER HIGHS

AB: .....4 at Holy Names (3/18/16)  
 R: ..... 1 at Academy of Art (3/15/16)  
 H: .....2 vs. Hawai'i Hilo (3/28/16)  
 RBI: .....0  
 BB: ..... 1 twice, last at Academy of Art (3/15/16)  
 SO: ..... 1 twice, last at California Baptist (3/21/16)  
 SB: .....0  
 HBP: ..... 1 vs. Azusa Pacific (4/16/16)  
 PO: .....4 vs. Hawai'i Hilo (3/28/16)  
 A: .....1 twice, last vs. Hawai'i Pacific (4/22/16)

**At Dixie State 2016:** Played in nine games with one start and batted .333 (4-of-12) ... collected his first collegiate hit vs. California Baptist (3/4) and went 2-for-2 with a double off the bench vs. Hawai'i Hilo (3/28).

**At Minico High School:** Was a four-year varsity letter winner in baseball and was a two-time all-conference selection at DH and a first-team all-state catcher ... also lettered in football for the Spartans and earned first-team all-state honors at quarterback and was named conference player of the year.

**Personal:** Born on August 12, 1996 in Fort Worth, Texas ... parents are Eric and Vanessa Harper ... also recruited by Northwest Nazarene, Seattle University, Tacoma CC, Lower Columbia CC and College of Southern Idaho ... favorite team is the New York Yankees ... favorite player is Derek Jeter ... currently majoring in business management.

**Why I chose Dixie State:** "I chose Dixie State because it is in a great location, good weather all year, and the atmosphere is just awesome. I got a good scholarship also so that helped a lot too."

### Harper's Career Statistics

YEAR	AVG	GP	GS	AB	R	H	2B	3B	HR	RBI	TB	SLG%	BB	HP	SO	GDP	OB%	SF	SH	SB	SBA	PO	A	E	FLD%
2018	.333	9	1	12	1	4	1	0	0	0	5	.417	2	1	2	0	.467	0	0	0	0	8	2	0	1.000
TOTAL	.333	9	1	12	1	4	1	0	0	0	5	.417	2	1	2	0	.467	0	0	0	0	8	2	0	1.000



**TYLER HOLLOW**  
**INF - L/R**  
**6-0 / 180 / Sophomore**  
**Boise, Idaho**  
**Rocky Mountain HS**



## HOLLOW CAREER HIGHS

AB: ..... 4 (multiple times)  
 R: ..... 2 (multiple times)  
 H: .....4 vs. Hawai'i Hilo (3/29/18)  
 RBI: .....2 at Biola (4/20/18)  
 BB: .....2 vs. Fresno Pacific (4/5/18)  
 SO: ..... 2 (multiple times)  
 SB: .....1 twice, last vs. Hawai'i Pacific (3/26/18)  
 HBP: .....1 twice, last vs. Hawai'i Pacific (3/24/18)  
 PO: .....5 vs. Fresno Pacific (4/7/18)  
 A: ..... 6 vs. Hawai'i Pacific (3/24/18)

**Earned 2019 NCBWA Preseason all-South Central Region second team honors.**

**At Dixie State 2018:** Batted .350 during his rookie season with six doubles, 15 RBI and 22 runs scored ... started in 35 of 46 games overall and hit safely in 30 of those appearances with 10 multi-hit outings ... posted a 4-for-4 day with a double, RBI and two runs scored vs. Hawai'i Hilo (3/29) ... earned PacWest Freshman of the Week (4/3) honors ... earned Academic All-PacWest honors.

**At Rocky Mountain High School:** Was a full-time starter in each of his three years in high school ... earned honorable mention 5A SIC all-conference honors in 2015 after leading the Grizzlies to a 27-0 regular season record and a 5A District Three title ... hit .315 as a senior with five doubles and 18 RBI ... carried a 3.9 GPA and was a member of the National Honor Society.

**Personal:** Born on July 16, 1998 in Caldwell, Idaho ... parents are Jerry and Deena Hollow ... father Jerry played college baseball and was an assistant coach at Northwest Nazarene ... favorite team is the Kansas City Chiefs ... favorite athlete is Steph Curry ... also recruited by Portland, Gonzaga, Seattle University and Utah Valley ... currently majoring in exercise science.

**Why I chose Dixie State:** "I chose Dixie State because I really liked the environment that was presented by the coaches and the players and I thought I could better myself as a player as well as a person while attending the university."

### Hollow's Career Statistics

YEAR	AVG	GP	GS	AB	R	H	2B	3B	HR	RBI	TB	SLG%	BB	HP	SO	GDP	OB%	SF	SH	SB	SBA	PO	A	E	FLD%
2018	.350	46	35	120	22	42	6	0	0	15	48	.400	14	2	14	4	.423	1	5	2	4	61	62	5	.961
TOTAL	.350	46	35	120	22	42	6	0	0	15	48	.400	14	2	14	4	.423	1	5	2	4	61	62	5	.961



**JAGUN LEAVITT**  
**OF - L/R**  
**5-10 / 160 / Sophomore**  
**St. George, Utah**  
**Pine View HS**

**1**



## LEAVITT CAREER HIGHS

AB: .....6 twice, last vs. Hawai'i Hilo (3/30/18)  
 R: .....4 twice, last vs. California Baptist (5/8/18)  
 H: .....3 (multiple times)  
 RBI: .....3 twice, last vs. Hawai'i Hilo (3/30/18)  
 BB: .....4 vs. Hawai'i Pacific (3/24/18)  
 SO: .....3 twice, last at Academy of Art (3/12/18)  
 SB: .....2 three times, last at Biola (4/19/18)  
 HBP: .....1 (multiple times)  
 PO: .....5 twice, last vs. Hawai'i Pacific (3/25/18)  
 A: .....1 (multiple times)

**At Dixie State 2018:** Started in 35 of 44 games played and batted .301 with four doubles and 13 RBI ... led the team with 11 stolen bases (11-of-14) ... posted eight multi-hit games, including five three-hit outings ... drove in a career-high three runs as part of a 3-of-6 day with two stolen bases and two runs scored vs. Hawai'i Hilo (3/30) ... scored a career-best four runs twice (vs. Fresno Pacific 4/5; vs. California Baptist 5/8) ... was named PacWest Freshman of the Week (4/10) ... recorded four outfield assists ... earned Academic All-PacWest honors.

**At Pine View High School:** Was a three-year letter winner in baseball and earned Deseret News and Salt Lake Tribune First Team 3A All-State honors as a senior after batting .434 with six doubles, six triples, 20 RBI, 27 runs scored and 10 stolen bases ... also posted 1.92 ERA with seven wins, four complete games and struck out 42 in 58.1 innings pitched for the Panthers ... garnered all-region and honorable mention all-state recognition as a junior.

**Personal:** Born on June 11, 1999 in St. George, Utah ... parents are Ocey and Stacy Leavitt... mother Stacy played college volleyball ... favorite team is the Los Angeles Angels of Anaheim ... favorite player is Mike Trout ... currently majoring in exercise science.

**Why I chose Dixie State:** "I chose Dixie State because I love St. George and I have always wanted to play for Dixie State."

### Leavitt's Career Statistics

YEAR	AVG	GP	GS	AB	R	H	2B	3B	HR	RBI	TB	SLG%	BB	HP	SO	GDP	OB%	SF	SH	SB	SBA	PO	A	E	FLD%
2018	.301	44	35	123	31	37	4	0	0	13	41	.333	25	6	28	1	.442	0	9	11	14	78	4	1	.988
TOTAL	.301	44	35	123	31	37	4	0	0	13	41	.333	25	6	28	1	.442	0	9	11	14	78	4	1	.988



**BRECKEN LEWIS**  
**RHP - R/R**  
**5-11 / 185 / RS-Sophomore**  
**Cedar City, Utah**  
**Cedar HS**

**29**



## LEWIS CAREER HIGHS

IP: .....2.1 twice, last at Academy of Art (3/10/18)  
 SO: .....2 twice, last vs. Azusa Pacific (3/2/18)  
 BB: .....2 twice, last vs. Azusa Pacific (3/3/18)  
 PO: .....0  
 A: .....2 at Academy of Art (3/10/18)

**At Dixie State 2018:** Made 16 appearances out of the bullpen and posted a 1-1 record with nine strikeouts in 16.2 IP struck out a career-high two batters vs. MSU Billings (2/8) and Azusa Pacific (3/2) ... **2017:** Sat out the season as a medical redshirt ... **2016:** Sat out the season as a redshirt.

**At Cedar High School:** Was a four-year letter winner in baseball and helped lead the Redmen to a Utah 3A runner-up finish ... was a two-time all-region and all-state pick and earned first team all-region and state honors as a senior ... during his senior year he went 11-2 with a 1.83 ERA and 72 strikeouts, while he .312 with five doubles and three homers to earn Salt Lake Tribune All-State honors.

**Personal:** Born on September 6, 1996 in St. George, Utah ... parents are Danny and Angie Lewis ... favorite teams are the New York Yankees, the Utah Jazz and the New England Patriots ... favorite player is Bryce Harper ... also recruited by Salt Lake CC ... currently majoring in exercise science.

**Why I chose Dixie State:** "I chose Dixie State because it was close to home, beautiful field, fun school, and it's on the rise."

### Lewis' Career Statistics

YEAR	ERA	W	L	APP	GS	CG	ShO	SV	IP	H	R	ER	BB	SO	2B	3B	HR	AB	B/AVG	WP	HP	BK	SFA	SHA
2018	8.10	1	1	16	0	0	0/0	0	16.2	33	25	15	7	9	5	1	2	81	.407	2	3	0	0	4
TOTAL	8.10	1	1	16	0	0	0/0	0	16.2	33	25	15	7	9	5	1	2	81	.407	2	3	0	0	4



**BEN PETTY-HULL**  
**C - R/R**  
**5-7 / 160 / Sophomore**  
**San Diego, California**  
**La Jolla Country Day HS**

## RS



### PETTY-HULL CAREER HIGHS

AB: ..... 4 twice, last at Academy of Art (3/12/18)  
 R: ..... 2 twice, last at Academy of Art (3/11/18)  
 H: ..... 2 at Academy of Art (3/11/18)  
 RBI: ..... 1 vs. Hawai'i Pacific (3/24/18)  
 BB: ..... 1 twice, last vs. Hawai'i Pacific (3/24/18)  
 SO: ..... 2 at Academy of Art (3/12/18)  
 SB: ..... 2 vs. Cal State San Bernardino (2/9/18)  
 HBP: ..... 1 vs. Cal State San Bernardino (2/9/18)  
 PO: ..... 10 vs. Cal State San Bernardino (2/9/18)  
 A: ..... 1 twice, last at Concordia-Irvine (4/28/18)

**At Dixie State 2018:** Played in 17 games with six starts ... batted .214 with one RBI and six RBI ... registered his first collegiate hit vs. Azusa Pacific (3/3) and posted a 2-for-4 day with two runs scored at Academy of Art (3/11) ... drove in his first collegiate run in a start against Hawai'i Pacific (3/24) ... earned Academic All-PacWest honors.

**At La Jolla Country Day High School:** Was a four-year letter winner in baseball for the Torrey Pines and hit .275 with five doubles, three triples and 17 RBI as a senior ... threw out nearly 35 percent of would-be base stealers ... also lettered in football and surfing.

**Personal:** Born on May 17, 1999 in San Diego, Calif. ... parents are Karen Petty and Kevin Hull ... favorite team is the Oakland Raiders ... favorite athlete is Dane Reynolds ... also recruited by California Baptist, Point Loma and Colorado Mesa ... currently majoring in business.

**Why I chose Dixie State:** "I chose Dixie State because I really liked St George and the opportunities that I felt I was going to get."

#### Petty-Hull's Career Statistics

YEAR	AVG	GP	GS	AB	R	H	2B	3B	HR	RBI	TB	SLG%	BB	HP	SO	GDP	OB%	SF	SH	SB	SBA	PO	A	E	FLD%
2018	.214	17	6	28	6	6	0	0	0	1	6	.214	2	1	8	2	.290	0	1	3	4	32	2	2	.944
TOTAL	.214	17	6	28	6	6	0	0	0	1	6	.214	2	1	8	2	.290	0	1	3	4	32	2	2	.944



**JAKE REED**  
**RHP - R/R**  
**6-3 / 195 / Sophomore**  
**Flagstaff, Arizona**  
**Coconino HS**

## RS



### REED CAREER HIGHS

IP: ..... 3.2 vs. Montana State Billings (2/9/18)  
 SO: ..... 2 vs. Azusa Pacific (3/1/18)  
 BB: ..... 4 vs. Montana State Billings (2/9/18)  
 PO: ..... 0  
 A: ..... 0

**At Dixie State 2018:** Made nine appearances out of the Trailblazer bullpen and did not record a decision ... struck out seven strikeouts in 10.0 IP ... tossed 3.2 innings of one-hit relief with a strikeout in his collegiate debut vs. MSU Billings (2/9) ... fanned a career-high two batters vs. Azusa Pacific (3/1) ... earned Academic All-PacWest honors.

**At Coconino High School:** Earned two varsity letters in baseball and was first team all-region and second-team all-state pick in 2017 ... went 5-3 as a senior with a 2.22 ERA and 68 strikeouts in 53.2 IP ... was a .273 career hitter with two doubles, eight RBI and 12 runs scored.

**Personal:** Born on July 25, 1999 in Tucson, Arizona ... parents are Chris and Kristi Reed ... also recruited by Azusa Pacific, Biola and Hope International ... favorite team is the Los Angeles Dodgers ... favorite player is Clayton Kershaw ... currently majoring in psychology.

**Why I chose Dixie State:** "I chose Dixie State because of the opportunity to pursue a career in baseball as well as being able to further my education."

#### Reed's Career Statistics

YEAR	ERA	W	L	APP	GS	CG	ShO	SV	IP	H	R	ER	BB	SO	2B	3B	HR	AB	B/AVG	WP	HP	BK	SFA	SHA
2018	10.80	0	0	9	0	0	0/1	0	10.0	5	13	12	14	7	1	0	1	37	.135	0	4	0	0	0
TOTAL	10.80	0	0	9	0	0	0/1	0	10.0	5	13	12	14	7	1	0	1	37	.135	0	4	0	0	0



**JACK SALLER**  
**LHP - L/L**  
**6-1 / 200 /RS-Sophomore**  
**Corona, California**  
**Centennial HS**



SALLER CAREER HIGHS	
IP:	1.0 at Hawai'i Hilo (4/25/17)
SO:	1 at Hawai'i Hilo (4/25/17)
BB:	1 at Hawai'i Hilo (4/25/17)
PO:	0
A:	0

**At Dixie State 2018:** Sat out the season as a redshirt ... **2017:** Made one appearance at Hawai'i Hilo (4/25), where he struck out one and surrendered one unearned run and one hit in 1.0 IP ... earned Academic All-PacWest honors.

**At Centennial High School:** Played baseball in all four years for the Huskies and served as JV captain as was part of the freshman league championship team ... was a four-time scholar athlete was played two seasons with the CHS Marching Band.

**Personal:** Born on August 5, 1998 in Corona, California ... parents are David and Tiffany Saller ... favorite team is the Los Angeles Angels of Anaheim ... favorite player is CJ Wilson ... also recruited by Doane University, Cal Tech, Stanford and UC Riverside ... currently majoring in computer science.

**Why I chose Dixie State:** "I chose Dixie State because I liked the area and the program."

**Saller's Career Statistics**

YEAR	ERA	W	L	APP	GS	CG	ShO	SV	IP	H	R	ER	BB	SO	2B	3B	HR	AB	B/AVG	WP	HP	BK	SFA	SHA
2017	0.00	0	0	1	0	0	0/0	0	1.0	1	1	0	1	1	0	0	0	4	.250	0	0	0	0	0
<b>TOTAL</b>	<b>0.00</b>	<b>0</b>	<b>0</b>	<b>1</b>	<b>0</b>	<b>0</b>	<b>0/0</b>	<b>0</b>	<b>1.0</b>	<b>1</b>	<b>1</b>	<b>0</b>	<b>1</b>	<b>1</b>	<b>0</b>	<b>0</b>	<b>0</b>	<b>4</b>	<b>.250</b>	<b>0</b>	<b>0</b>	<b>0</b>	<b>0</b>	<b>0</b>



**TREY ALLRED**  
**INF - L/R**  
**5-10 / 165 / Freshman**  
**St. George, Utah**  
**Desert Hills HS**



**At Desert Hills High School:** Earned first team all-state and all-region honors last season in helping lead the Thunder to a Utah 4A state runner-up finish ... also lettered in basketball and was an all-region pick.

**Personal:** Born on May 29, 1999 in St. George, Utah ... parents are Chris and Becky Allred ... father Chris (football) and mother Becky (track) both competed collegiately at the University of Mary (ND) ... also recruited by MSU Denver and Montana State Billings ... plans to major in accounting.

**Why I chose Dixie State:** "I chose Dixie State because it is close to home and I loved the campus and the coaching staff."



# 2019 DIXIE STATE BASEBALL



**SAM CLOW**  
**RHP - R/R**  
**6-0 / 225 / Freshman**  
**Scottsdale, Arizona**  
**Red Mountain HS**

## RS



**At Red Mountain High School:** Was a three year varsity letter winner in baseball and a second team all-region pick ... batted .442 with 11 RBI and a .458 OB% as a senior ... hit a combined .247 over his first two seasons for the Mountain Lions with five XBH and 19 RBI ... also saw time on the mound.

**Personal:** Born on October 1, 1999 in Oregon ... parents are Craig Clow and Shelli Fox ... father Craig played baseball collegiately at Oregon State and was a ninth round draft pick of the Montreal Expos in 1990 ... also recruited by Regis, San Francisco, Northern Colorado, Colorado Mesa, Grand Canyon and Gilbert CC ... favorite team is the Texas Rangers ... favorite player is Michael Comferto ... plans to major in marketing.

**Why I chose Dixie State:** "I chose Dixie State because it met everything I wanted in a college, including a great baseball program."



**TYSON FISHER**  
**INF - R/R**  
**6-4 / 220 / Freshman**  
**St. George, Utah**  
**Dixie HS**

## 46



**At Dixie High School:** Was a four-year letter winner in baseball for the Flyers and was named 2018 Utah Mr. Baseball and the 2018 All-USA Today Utah Baseball Player of the Year after batting .512 with nine home runs with a .618 OB% ... earned Region 9 MVP and Max Preps second team medium school All-American honors ... also posted a 0.82 ERA with 94 strikeouts and tied a national record with 18 strikeouts in a six-inning shutout win ... helped lead the Flyers to consecutive region and Utah (3A in 2017/4A in 2018) state titles and was named the 2018 state tourney MVP ... also earned Utah 3A MVP honors as a junior after batting .532 with 10 HR ... was a three-time all-state pick overall ... also lettered in football as was the 2017 Defensive Player of the Year ... was a three-time all-region and two-time all-state selection and finished his career with 36 total sacks ... also broke the state punting record (49.5 ypp) as a senior.

**Personal:** Born on June 28, 1999 in St. George, Utah ... parents are Dan and Shari Fisher ... also recruited by Utah, Utah Valley, San Diego, Duke, Arizona and Oregon, among others ... favorite team is the Chicago Cubs ... favorite player is Kris Bryant ... plans to major in business.

**Why I chose Dixie State:** "I chose Dixie State because I really liked the coaching staff and it honestly just felt right."



**ETHAN FOWLKS**  
**RHP - R/R**  
**6-5 / 235 / Freshman**  
**South Jordan, Utah**  
**Bingham HS**

## RS



**At Bingham High School:** Helped lead the Miners to the 2018 Utah 6A state title and earned all-region and 6A all-star team recognition ... posted a 1.99 ERA as a senior and struck out 31 in 21 innings of work during his senior campaign ... earned three varsity letters in baseball and was an all-region pick ... selected for the Coaches Choice, BHS Most Inspirational Athlete and the BHS Baseball Bailey Santistevan awards ... was a four-year letter winner in golf and was a two-time all-state pick ... placed seventh individually at the 2016 Utah 6A state tournament.

**Personal:** Born on May 8, 2000 in Sandy, Utah ... parents are Guy and Kristen Fowlks ... father Guy pitched collegiately at the University of Utah ... also recruited by Northern Colorado, Puget Sound, College of Southern Idaho and Yakima Valley CC ... favorite team is the Boston Red Sox ... favorite player is Nolan Ryan ... plans to major in recreation and sports management.

**Why I chose Dixie State:** "I chose Dixie State because it has strong academic and athletic traditions, and I really like the idea of having warmer winters."



**DILLON HOLLIDAY**  
**RHP - R/R**  
**6-3 / 185 / Freshman**  
**Moorpark, California**  
**Moorpark HS**

**RS**



**At Moorpark High School:** Was a three-year letter winner in baseball and three-time scholar athlete ... batted .305 as a senior with six doubles and 13 RBI ... helped lead the Musketeers to a 2017 Coastal Canyon league crown and was a two-time all-league selection ... was a two-time all-league academic pick and was part of the Musketeers' 2016 CIF Southern California and California Large School Academic State championship team.

**Personal:** Born on February 10, 2000 in West Hills, California ... parents are John and Kimberly Holliday ... older sister Breeanna played softball collegiately at Northern Colorado and Iowa State ... also recruited by Holy Cross, Cal Lutheran and Regis ... favorite team is the Washington Nationals ... favorite player is Max Scherzer ... plans to major in criminal justice.

**Why I chose Dixie State:** "I chose Dixie State because I was given an opportunity to fulfill a life-long dream to continue to play baseball at the next level with a program that I feel at home with. Dixie State also peaked my interest with the offering of a criminal justice major, and let's not forget the abundance of outdoor activities that comes along with attending Dixie State."



**PARKER SCHWERS**  
**RHP - R/R**  
**6-6 / 230 / Freshman**  
**Eagle, Idaho**  
**Eagle HS**

**RS**



**At Eagle High School:** Was a two-time Idaho 5A SIC all-conference pick who collected four wins and one save in 10 appearances as a senior ... also played first base for the Mustangs and hit .300 with four doubles, one home run and 15 RBI ... earned three varsity letters in both baseball and basketball.

**Personal:** Born on October 5, 1999 in Boise, Idaho ... parents are Jeff and Shelly Schwers ... also recruited by George Fox, College of Idaho and Spokane Falls CC ... favorite teams are the Chicago Cubs and Green Bay Packers ... favorite athletes are Kris Bryant and Aaron Rodgers ... plans to major in mechanical engineering.

**Why I chose Dixie State:** "I chose Dixie State because of the awesome area and the coaching staff."



**ZACH THOMAS**  
**INF - R/R**  
**5-11 / 172 / Freshman**  
**Lakewood, California**  
**Cantwell Sacred**  
**Heart of Mary HS**

**18**



**At Cantwell Sacred Heart of Mary High School:** Was a four-year varsity starter for the Cardinals and was a two-time all-area team selection ... appeared in 11 games with 10 starts as a senior at Cantwell Sacred Heart HS, where he went 5-4 with a 2.21 ERA and 44 strikeouts in 57.0 IP ... also played shortstop for the Cardinals and batted .358 with four home runs and 21 RBI during his senior campaign ... academically he earned four Cum Laude and four Summa Cum Laude awards.

**Personal:** Born on November 2, 1999 in Anaheim, California ... parents are Jim and Teri Thomas ... also recruited by Benedictine University ... favorite team is the Los Angeles Dodgers ... favorite player is Ken Griffey Jr. ... plans to major in business administration.

**Why I chose Dixie State:** "I chose Dixie State because the baseball program has a great coaching staff and a winning atmosphere. Also my grandmother lives 45 minutes away in Mesquite, Nev."



**2018 SEASON IN REVIEW**



## FINAL 2018 PACIFIC WEST CONFERENCE BASEBALL STANDINGS

	<u>Conf</u>	<u>Pct</u>	<u>Overall</u>	<u>Pct</u>	<u>Streak</u>
Azusa Pacific*\$	29-9	.763	41-11	.788	L1
Point Loma\$	29-11	.725	34-18	.654	L1
California Baptist\$	26-14	.650	35-19	.648	L1
Biola	21-19	.525	34-22	.607	L1
<b>Dixie State</b>	<b>21-19</b>	<b>.525</b>	<b>25-25</b>	<b>.500</b>	<b>W2</b>
Academy of Art	19-21	.475	24-25	.490	L4
Concordia	19-21	.475	22-28	.440	W2
Hawai'i Hilo	16-22	.421	21-27	.438	W1
Hawai'i Pacific	15-25	.375	22-28	.440	L1
Fresno Pacific	15-25	.375	18-28	.391	L2
Holy Names	8-32	.200	12-38	.240	W2

\* - clinched PacWest Regular Season Title

\$ - clinched NCAA West Regional berth

## 2018 PACWEST POSTSEASON AWARDS

### PLAYER OF THE YEAR

Andrew Bash, California Baptist

### PITCHER OF THE YEAR

Garrett Irvin, Point Loma

### CO-DEFENSIVE PLAYERS OF THE YEAR

**JAKE DAVISON, DIXIE STATE**

Adam Rios, Point Loma

### NEWCOMER OF THE YEAR

Isaiah Carranza, Azusa Pacific

### FRESHMAN OF THE YEAR

Garrett Irvin, Point Loma

### COACH OF THE YEAR

Paul Svagdis, Azusa Pacific

### ALL-PACWEST BASEBALL

#### First Team

C Justin Gomez	Azusa Pacific
1B Christian Kapeliela	Hawai'i Pacific
2B Luke Navigato	California Baptist
3B Osvaldo Tovalin	Azusa Pacific
SS Haloa Dudoit	Concordia-Irvine
OF Tyler Flores	Azusa Pacific
OF Pablo O'Connor	Azusa Pacific
OF Micah Pries	Point Loma
DH Ryan Mota	California Baptist
UF Colton Worthington	Biola
UP Andrew Bash	California Baptist
SP Garrett Irvin	Point Loma
SP Isaiah Carranza	Azusa Pacific
SP Dylan Stowell	California Baptist
RP Daniel Jang	Biola

#### Second Team

C Braden Frankfort	Fresno Pacific
1B Phillip Steering	Hawai'i Hilo
2B Travis Takata	Point Loma
3B Jacob Portaro	Biola
SS Adam Rios	Point Loma
OF Sean Aspinall	Azusa Pacific
OF Tommy Bell	California Baptist
OF Jerron Largusa	Biola
DH Ryan Gallegos	Biola
UF Evan Maecker	Holy Names
UP John Balliet	Point Loma
SP Layne Henderson	Azusa Pacific
SP Micah Beyer	Biola
SP Trevor Abshire	Point Loma
RP Logan Rinehart	California Baptist

#### Third Team

<b>C JAKE DAVISON</b>	<b>DIXIE STATE</b>
1B Hunter Villanueva	Fresno Pacific
2B Elijah Smith	Academy of Art
<b>3B KYLE HOFFMAN</b>	<b>DIXIE STATE</b>
SS Mychael Goudreau	Azusa Pacific
OF D.J. Porter	California Baptist
OF Eddie Sievers	Fresno Pacific
OF Ryan Williams	California Baptist
DH Tim Lichty	Azusa Pacific
<b>UF JOE RAYMOND</b>	<b>DIXIE STATE</b>
UP Nick Estrella	Azusa Pacific
SP Wyatt Shackelford	Point Loma
SP Alex Garcia	Fresno Pacific
SP Alex Fernandez	Academy of Art
RP Chris Rost	Academy of Art

## 2018 INDIVIDUAL HONORS AND AWARDS

### Jake Davison, Sr., C

PacWest Co-Defensive Player of the Year  
All-PacWest Third Team

### Tyler Hollow, Fr., 2B

PacWest Freshman of the Week (4/2)

### Jagun Leavitt, Fr., CF

PacWest Freshman of the Week (4/9)

### Kyle Hoffman, Sr., SS/3B

All-PacWest Third Team

### Alec Fimetakis, Fr., SS

PacWest Freshman of the Week (5/14)

### Joe Raymond, Jr., UT

All-PacWest Third Team





# 2019 DIXIE STATE BASEBALL

## 2018 Dixie State Baseball Overall Statistics for Dixie State (2018 FINAL STATISTICS) (All games Sorted by Batting avg)

Record: 25-25 Home: 17-9 Away: 8-16 PacWest: 21-19

Player	avg	gp-gs	ab	r	h	2b	3b	hr	rbi	tb	slg%	bb	hp	so	gdp	ob%	sf	sh	sb-att	po	a	e	fld%
Taylor, Gabe	.364	45-45	165	28	60	3	1	1	29	68	.412	14	3	20	4	.418	2	7	8-15	63	16	3	.963
Urban, Kaid	.351	45-25	97	17	34	4	1	0	11	40	.412	15	3	26	0	.452	0	0	1-1	41	0	3	.932
Hollow, Tyler	.350	46-35	120	22	42	6	0	0	15	48	.400	14	2	14	4	.423	1	5	2-4	61	62	5	.961
Raymond, Joe	.327	37-29	107	31	35	11	0	1	23	49	.458	21	6	9	1	.456	2	4	5-7	34	21	5	.917
Porter, Logan	.313	50-50	160	37	50	15	0	6	40	83	.519	41	16	27	3	.480	6	0	3-5	367	22	5	.987
Hoffman, Kyle	.305	45-42	141	30	43	8	1	2	24	59	.418	22	5	30	1	.414	1	13	5-5	47	92	13	.914
Leavitt, Jagun	.301	44-35	123	31	37	4	0	0	13	41	.333	25	6	28	1	.442	0	9	11-14	78	4	1	.988
Flemetakis, Alec	.290	45-37	124	33	36	5	0	5	27	56	.452	23	6	35	0	.419	2	6	5-9	84	106	11	.945
Cloward, Kade	.276	23-8	29	10	8	1	0	0	3	9	.310	2	1	11	0	.344	0	2	3-3	17	0	1	.944
Engel, Jake	.276	32-26	98	18	27	9	1	2	22	44	.449	19	0	27	0	.390	1	1	2-4	25	1	2	.929
Davison, Jake	.259	48-47	170	20	44	8	0	1	30	55	.324	7	5	9	5	.306	1	6	2-6	263	45	1	.997
Branch, Wyatt	.258	23-3	31	2	8	1	0	0	2	9	.290	3	0	10	1	.324	0	1	0-0	2	9	3	.786
Clifford, Brody	.254	34-15	63	15	16	4	1	1	11	25	.397	7	4	12	0	.365	0	4	4-6	38	3	1	.976
Feist, Bryce	.243	41-28	115	28	28	5	0	4	18	45	.391	12	4	26	1	.328	3	3	4-7	14	42	9	.862
Petty-Hull, Ben	.214	17-6	28	6	6	0	0	0	1	6	.214	2	1	8	2	.290	0	1	3-4	32	2	2	.944
Benner, Drake	.212	27-8	33	5	7	2	0	0	4	9	.273	3	2	7	0	.308	1	1	0-0	21	0	1	.955
Ipson, Braxton	.130	23-2	23	3	3	0	0	1	3	6	.261	5	0	8	1	.286	0	0	0-0	27	3	0	1.000
Foster, Jake	.118	18-0	17	0	2	0	0	0	5	2	.118	3	0	10	0	.250	0	0	0-0	33	2	1	.972
Murray, Jayden	.000	4-4	0	0	0	0	0	0	0	0	.000	0	0	0	0	.000	0	0	0-0	3	12	0	1.000
Bonniksen, Nick	.000	1-1	0	0	0	0	0	0	0	0	.000	0	0	0	0	.000	0	0	0-0	0	0	0	.000
Pope, Aaron	.000	2-2	0	0	0	0	0	0	0	0	.000	0	0	0	0	.000	0	0	0-0	0	10	0	1.000
Mosca, Matt	.000	3-3	0	0	0	0	0	0	0	0	.000	0	0	0	0	.000	0	0	0-0	2	6	1	.889
Totals	.296	50	1644	336	486	86	5	24	281	654	.398	238	64	317	24	.401	20	63	58-90	1260	485	71	.961
Opponents	.311	50	1712	349	533	97	9	46	314	786	.459	163	62	329	33	.388	18	39	33-62	1264	478	89	.951

LOB - Team (431), Opp (385). DPs turned - Team (43), Opp (34). CI - Team (0), Opp (2). IBB - Team (5), Porter, L. 3, Davison 1, Hoffman, K. 1, Opp (4). Picked off - Flemetakis 1, Branch, W. 1, Engel, J. 1, Urban, K. 1.

### (All games Sorted by Earned run avg)

Player	era	w-l	app	gs	cg	sho	sv	ip	h	r	er	bb	so	2b	3b	hr	b/avg	wp	hp	bk	sfa	sha
Gonzales, Jack	3.52	0-0	11	0	0	0/0	0	15.1	17	13	6	12	14	6	0	0	.274	5	1	0	1	0
Borzzone, Jimmy	4.13	3-0	12	2	0	0/0	1	28.1	31	16	13	12	27	8	0	1	.290	2	9	2	2	2
Howell, Tanner	4.20	3-2	18	2	0	0/0	6	45.0	45	26	21	13	39	8	0	0	.262	3	5	0	3	5
Mosca, Matt	4.45	6-3	13	12	1	0/0	0	60.2	65	37	30	17	48	12	0	6	.272	4	8	0	1	4
Murray, Jayden	5.15	3-5	12	12	0	0/1	0	64.2	81	43	37	19	46	10	1	9	.313	3	3	0	2	5
Taylor, Gabe	5.57	5-5	13	10	0	0/0	0	53.1	68	38	33	20	36	12	3	2	.321	11	5	2	3	5
Danzeisen, Brad	6.06	0-1	25	0	0	0/0	0	16.1	23	11	11	5	8	3	1	4	.348	2	2	1	0	2
Pope, Aaron	6.26	0-3	10	8	0	0/0	0	27.1	38	28	19	6	18	7	1	5	.328	4	6	1	0	4
Flemetakis, Alec	6.75	0-0	2	0	0	0/0	0	1.1	2	1	1	3	1	1	0	0	.400	0	0	0	0	0
Rosas, Tyler	7.04	2-0	19	0	0	0/0	0	23.0	25	21	18	12	23	4	1	4	.275	7	9	0	1	4
Greenfield, Chandler	8.03	1-0	15	1	0	0/0	1	24.2	38	29	22	9	27	9	1	4	.339	5	2	0	2	3
Lewis, Brecken	8.10	1-1	16	0	0	0/0	0	16.2	33	25	15	7	9	5	1	2	.407	2	3	0	0	4
Hollow, Tyler	9.00	0-0	1	0	0	0/0	0	1.0	3	2	1	0	0	1	0	0	.600	0	0	0	0	0
Bonner, Brayden	9.78	1-3	15	1	0	0/0	0	23.0	37	27	25	9	18	4	0	5	.366	4	2	0	2	1
Reed, Jake	10.80	0-0	9	0	0	0/1	0	10.0	5	13	12	14	7	1	0	1	.135	0	4	0	0	0
Bonniksen, Nick	15.12	0-2	4	2	0	0/0	0	8.1	16	14	14	4	7	4	0	3	.410	1	3	0	1	0
Leavitt, Jagun	45.00	0-0	1	0	0	0/0	0	1.0	6	5	5	1	1	2	0	0	.750	0	0	0	0	0
Totals	6.06	25-25	50	50	1	1/1	8	420.0	533	349	283	163	329	97	9	46	.311	53	62	6	18	39
Opponents	5.85	25-25	50	50	3	2/0	9	421.1	486	336	274	238	317	86	5	24	.296	59	64	9	20	63

PB - Team (9), Davison 5, Foster, J. 3, Petty-Hull 1, Opp (19). Pickoffs - Team (12), Rosas, T. 2, Howell, T. 2, Mosca, M. 2, Taylor, G. 2, Danzeisen, B. 1, Pope, A. 1, Bonner, B. 1, Davison 1, Opp (4). SBA/ATT - Davison (24-45), Murray, J. (8-15), Taylor, G. (6-12), Mosca, M. (3-7), Danzeisen, B. (0-5), Howell, T. (4-4), Gonzales, J. (3-4), Borzzone, J. (1-4), Petty-Hull (3-4), Pope, A. (3-4), Foster, J. (4-4), Bonner, B. (2-3), Porter, L. (2-2), Greenfield, C. (2-2), Rosas, T. (1-1), Hollow, T. (0-1).



## 2018 Dixie State Baseball Conference statistics for Dixie State (2018 FINAL STATISTICS) (PacWest games only Sorted by Batting avg)

Record: 21-19 Home: 13-7 Away: 8-12 PacWest: 21-19

Player	avg	gp-gs	ab	r	h	2b	3b	hr	rbi	tb	slg%	bb	hp	so	gdp	ob%	sf	sh	sb-att	po	a	e	fld%
Hollow, Tyler	.394	36-29	94	18	37	5	0	0	12	42	.447	12	1	7	2	.467	0	4	2-3	50	45	5	.950
Urban, Kaid	.364	35-20	77	15	28	3	1	0	7	33	.429	11	2	19	0	.456	0	0	1-1	35	0	1	.972
Taylor, Gabe	.353	37-37	136	25	48	3	1	1	24	56	.412	13	1	16	3	.411	1	6	7-12	52	13	2	.970
Raymond, Joe	.333	34-29	105	31	35	11	0	1	23	49	.467	21	6	8	1	.463	2	4	5-7	34	21	4	.932
Branch, Wyatt	.333	17-2	21	2	7	1	0	0	1	8	.381	3	0	5	1	.417	0	1	0-0	2	6	2	.800
Leavitt, Jagun	.318	37-31	110	28	35	4	0	0	13	39	.355	21	6	26	0	.453	0	6	11-13	70	3	1	.986
Hoffman, Kyle	.308	38-35	117	26	36	7	1	2	19	51	.436	18	3	21	1	.410	1	10	4-4	34	70	12	.897
Clifford, Brody	.308	28-11	52	13	16	4	1	1	11	25	.481	5	3	9	0	.400	0	4	2-4	30	1	1	.969
Flemetakis, Alec	.305	37-30	105	26	32	5	0	4	24	49	.467	19	3	30	0	.419	2	5	4-8	71	88	9	.946
Porter, Logan	.305	40-40	128	27	39	10	0	5	33	64	.500	33	12	22	2	.469	6	0	3-5	294	19	5	.984
Petty-Hull, Ben	.261	13-4	23	4	6	0	0	0	1	6	.261	1	0	5	2	.292	0	1	1-2	16	2	2	.900
Davison, Jake	.254	40-39	142	15	36	6	0	1	25	45	.317	6	4	9	4	.303	0	6	2-6	228	38	1	.996
Feist, Bryce	.247	31-19	81	19	20	4	0	2	11	30	.370	9	3	22	1	.340	1	3	4-7	8	29	9	.804
Benner, Drake	.238	21-4	21	2	5	1	0	0	4	6	.286	2	1	6	0	.320	1	0	0-0	12	0	1	.923
Engel, Jake	.203	22-19	69	11	14	6	1	1	14	25	.362	13	0	20	0	.325	1	1	2-3	16	1	2	.895
Cloward, Kade	.200	14-4	15	8	3	0	0	0	0	3	.200	1	1	7	0	.294	0	1	3-3	8	0	0	1.000
Foster, Jake	.133	16-0	15	0	2	0	0	0	4	2	.133	2	0	8	0	.235	0	0	0-0	24	2	0	1.000
Ipson, Braxton	.077	15-0	13	1	1	0	0	0	1	1	.077	4	0	4	1	.294	0	0	0-0	13	2	0	1.000
Bonnicksen, Nick	.000	1-1	0	0	0	0	0	0	0	0	.000	0	0	0	0	.000	0	0	0-0	0	0	0	.000
Pope, Aaron	.000	1-1	0	0	0	0	0	0	0	0	.000	0	0	0	0	.000	0	0	0-0	0	8	0	1.000
Mosca, Matt	.000	2-2	0	0	0	0	0	0	0	0	.000	0	0	0	0	.000	0	0	0-0	2	6	1	.889
Murray, Jayden	.000	4-4	0	0	0	0	0	0	0	0	.000	0	0	0	0	.000	0	0	0-0	2	12	0	1.000
Totals	.302	40	1324	271	400	70	5	18	227	534	.403	194	46	244	18	.405	15	52	51-78	1008	385	61	.958
Opponents	.310	40	1367	272	424	74	8	35	243	619	.453	124	43	264	28	.381	16	35	30-55	1009	397	74	.950

LOB - Team (353), Opp (305). DPs turned - Team (36), Opp (28). CI - Team (0), Opp (2). IBB - Team (5), Porter, L. 3, Davison 1, Hoffman, K. 1, Opp (4). Picked off - Engel, J. 1, Urban, K. 1.

## (PacWest games only Sorted by Earned run avg)

Player	era	w-l	app	gs	cg	sho	sv	ip	h	r	er	bb	so	2b	3b	hr	b/avg	wp	hp	bks	sfa	sha
Borzzone, Jimmy	3.04	3-0	11	2	0	0/0	1	26.2	26	12	9	10	26	6	0	1	.265	1	7	1	2	2
Gonzales, Jack	3.38	0-0	9	0	0	0/0	0	10.2	9	6	4	10	8	5	0	0	.220	4	1	0	1	0
Danzeisen, Brad	4.38	0-1	20	0	0	0/0	0	12.1	16	6	6	3	6	2	1	3	.333	0	2	0	0	2
Mosca, Matt	4.71	5-2	11	10	1	0/0	0	49.2	55	32	26	14	40	9	0	5	.282	3	8	0	1	4
Pope, Aaron	4.79	0-2	8	6	0	0/0	0	20.2	26	20	11	5	15	4	1	3	.306	2	3	1	0	3
Howell, Tanner	4.97	2-2	15	2	0	0/0	6	38.0	40	26	21	11	33	8	0	0	.268	2	3	0	3	4
Murray, Jayden	5.08	3-4	10	10	0	0/1	0	56.2	72	38	32	18	37	8	1	8	.316	3	2	0	2	5
Taylor, Gabe	5.36	5-4	11	8	0	0/0	0	43.2	56	31	26	18	32	10	2	1	.324	8	3	2	3	5
Rosas, Tyler	7.50	0-0	16	0	0	0/0	0	18.0	21	18	15	10	19	3	1	4	.280	5	5	0	1	2
Greenfield, Chandler	7.65	1-0	13	1	0	0/0	1	20.0	31	22	17	7	19	7	1	3	.344	4	1	0	1	3
Bonner, Brayden	9.50	1-2	13	0	0	0/0	0	18.0	31	21	19	6	16	4	0	3	.383	4	1	0	1	1
Lewis, Brecken	11.45	1-1	12	0	0	0/0	0	11.0	28	24	14	5	6	4	1	2	.475	2	1	0	0	4
Bonnicksen, Nick	12.46	0-1	2	1	0	0/0	0	4.1	9	6	6	0	1	3	0	1	.450	0	2	0	1	0
Reed, Jake	12.79	0-0	7	0	0	0/1	0	6.1	4	10	9	7	6	1	0	1	.160	0	4	0	0	0
Totals	5.76	21-19	40	40	1	1/1	8	336.0	424	272	215	124	264	74	8	35	.310	38	43	4	16	35
Opponents	5.78	19-21	40	40	2	1/0	6	336.1	400	271	216	194	244	70	5	18	.302	38	46	7	15	52

PB - Team (8), Davison 4, Foster, J. 3, Petty-Hull 1, Opp (14). Pickoffs - Team (8), Mosca, M. 2, Bonner, B. 1, Rosas, T. 1, Pope, A. 1, Howell, T. 1, Danzeisen, B 1, Davison 1, Opp (2). SBA/ATT - Davison (24-42), Murray, J. (7-13), Taylor, G. (6-12), Mosca, M. (3-7), Gonzales, J. (3-4), Danzeisen, B (0-4), Foster, J. (4-4), Pope, A. (3-4), Borzzone, J. (1-3), Bonner, B. (2-3), Petty-Hull (2-3), Howell, T. (2-2), Greenfield,C (2-2), Rosas, T. (1-1).



# 2019 DIXIE STATE BASEBALL

## 2018 Dixie State Baseball Game Results for Dixie State (2018 FINAL STATISTICS) (All games)

Date	Opponent	Score	Inns	Overall	PacWest	Pitcher of record	Attend	Time
Feb 08, 2018	MSU BILLINGS	w 12-11	9	1-0-0	0-0-0	Rosas, T. (W 1-0)	213	3:46
Feb 09, 2018	MSU BILLINGS	L 7-15	9	1-1-0	0-0-0	Bonnicksen, N (L 0-1)	320	3:49
Feb 09, 2018	CS SAN BERNARDINO	w 9-8	(11)	2-1-0	0-0-0	Rosas, T. (W 1-0)	153	4:05
Feb 10, 2018	MSU BILLINGS	L 11-14	9	2-2-0	0-0-0	Bonner, B. (L 0-1)	178	3:29
Feb 10, 2018	CS SAN BERNARDINO	w 4-2	9	3-2-0	0-0-0	Howell, T. (W 1-0)	193	2:57
Feb 11, 2018	CS SAN BERNARDINO	w 12-2	7	4-2-0	0-0-0	Mosca, M. (W 1-0)	286	2:37
Feb 16, 2018	at #4 Colorado Mesa	L 5-14	9	4-3-0	0-0-0	Murray, J. (L 0-1)	408	2:58
Feb 17, 2018	at #4 Colorado Mesa-1	L 2-5	9	4-4-0	0-0-0	Mosca, M. (L 1-1)	488	2:42
Feb 17, 2018	at #4 Colorado Mesa-2	L 0-1	7	4-5-0	0-0-0	Pope, A. (L 0-1)	488	1:40
Feb 18, 2018	at #4 Colorado Mesa	L 3-5	9	4-6-0	0-0-0	Taylor, G. (L 0-1)	462	2:21
* Feb 23, 2018	at Point Loma-1	L 4-9	9	4-7-0	0-1-0	Mosca, M. (L 1-2)	232	3:18
* Feb 23, 2018	at Point Loma-2	L 1-2	9	4-8-0	0-2-0	Murray, J. (L 0-2)	232	2:45
* Feb 24, 2018	at Point Loma-1	w 12-9	(10)	5-8-0	1-2-0	Howell, T. (W 2-0)	302	3:55
* Feb 24, 2018	at Point Loma-2	L 0-3	7	5-9-0	1-3-0	Taylor, G. (L 0-2)	302	2:02
* Mar 01, 2018	#1 AZUSA PACIFIC-1	L 7-13	9	5-10-0	1-4-0	Mosca, M. (L 1-3)	-	2:55
* Mar 01, 2018	#1 AZUSA PACIFIC-2	L 2-8	7	5-11-0	1-5-0	Bonnicksen, N (L 0-2)	217	2:16
* Mar 02, 2018	#1 AZUSA PACIFIC	w 14-3	9	6-11-0	2-5-0	Murray, J. (W 1-2)	278	2:58
* Mar 03, 2018	#1 AZUSA PACIFIC	L 9-14	9	6-12-0	2-6-0	Taylor, G. (L 0-3)	317	3:43
* Mar 10, 2018	at Academy of Art Univ.	L 3-4	9	6-13-0	2-7-0	Murray, J. (L 1-3)	60	2:47
* Mar 11, 2018	at Academy of Art Univ.-1	L 4-5	9	6-14-0	2-8-0	Bonner, B. (L 0-2)	77	2:26
* Mar 11, 2018	at Academy of Art Univ.-2	L 2-3	7	6-15-0	2-9-0	Howell, T. (L 2-1)	77	1:46
* Mar 12, 2018	at Academy of Art Univ.	L 4-11	9	6-16-0	2-10-0	Taylor, G. (L 0-4)	22	3:41
* Mar 15, 2018	at Holy Names	w 8-2	9	7-16-0	3-10-0	Greenfield,C (W 1-0)	27	3:00
* Mar 16, 2018	at Holy Names-1	w 7-0	9	8-16-0	4-10-0	Murray, J. (W 2-3)	67	2:57
* Mar 16, 2018	at Holy Names-2	w 5-3	7	9-16-0	5-10-0	Mosca, M. (W 2-3)	44	2:21
* Mar 17, 2018	at Holy Names	L 1-5	(13)	9-17-0	5-11-0	Lewis, B. (L 0-1)	54	5:15
* Mar 24, 2018	HAWAI'I PACIFIC-1	w 5-4	(11)	10-17-0	6-11-0	Howell, T. (W 3-1)	-	3:29
* Mar 24, 2018	HAWAI'I PACIFIC-2	w 9-5	7	11-17-0	7-11-0	Mosca, M. (W 3-3)	427	2:09
* Mar 25, 2018	HAWAI'I PACIFIC	L 6-12	9	11-18-0	7-12-0	Bonner, B. (L 0-3)	203	3:30
* Mar 26, 2018	HAWAI'I PACIFIC	w 17-4	9	12-18-0	8-12-0	Taylor, G. (W 1-4)	613	3:26
* Mar 29, 2018	HAWAI'I HILO	w 9-5	9	13-18-0	9-12-0	Borzzone, J. (W 1-0)	354	2:58
* Mar 30, 2018	HAWAI'I HILO	w 14-12	9	14-18-0	10-12-0	Murray, J. (W 3-3)	339	3:03
* Mar 31, 2018	HAWAI'I HILO-1	w 13-5	9	15-18-0	11-12-0	Taylor, G. (W 2-4)	-	3:13
* Mar 31, 2018	HAWAI'I HILO-2	L 3-6	7	15-19-0	11-13-0	Pope, A. (L 0-2)	322	2:15
* Apr 05, 2018	FRESNO PACIFIC	w 13-3	9	16-19-0	12-13-0	Mosca, M. (W 4-3)	223	3:30
* Apr 06, 2018	FRESNO PACIFIC-1	w 6-5	9	17-19-0	13-13-0	Lewis, B. (W 1-1)	-	2:59
* Apr 06, 2018	FRESNO PACIFIC-2	L 3-12	7	17-20-0	13-14-0	Pope, A. (L 0-3)	217	2:45
* Apr 07, 2018	FRESNO PACIFIC	w 7-5	9	18-20-0	14-14-0	Taylor, G. (W 3-4)	195	2:51
* Apr 19, 2018	at Biola University	w 8-3	9	19-20-0	15-14-0	Mosca, M. (W 5-3)	74	3:15
* Apr 20, 2018	at Biola University-1	L 3-13	9	19-21-0	15-15-0	Murray, J. (L 3-4)	85	2:54
* Apr 20, 2018	at Biola University-2	w 9-8	7	20-21-0	16-15-0	Borzzone, J. (W 2-0)	113	3:21
* Apr 21, 2018	at Biola University	L 5-18	9	20-22-0	16-16-0	Taylor, G. (L 3-5)	112	3:42
* Apr 26, 2018	at Concordia, Irvine	w 8-1	9	21-22-0	17-16-0	Mosca, M. (W 6-3)	150	2:27
* Apr 27, 2018	at Concordia, Irvine	L 4-5	9	21-23-0	17-17-0	Danzeisen, B (L 0-1)	150	2:08
* Apr 28, 2018	at Concordia, Irvine-1	L 5-6	9	21-24-0	17-18-0	Howell, T. (L 3-2)	145	2:41
* Apr 28, 2018	at Concordia, Irvine-2	w 6-5	7	22-24-0	18-18-0	Borzzone, J. (W 3-0)	165	2:34
* May 08, 2018	#20 CALIFORNIA BAPTIST	w 8-7	9	23-24-0	19-18-0	Bonner, B. (W 1-3)	229	2:49
* May 09, 2018	#18 CALIFORNIA BAPTIST	L 3-13	9	23-25-0	19-19-0	Murray, J. (L 3-5)	244	3:07
* May 10, 2018	#18 CALIFORNIA BAPTIST-1	w 9-8	9	24-25-0	20-19-0	Taylor, G. (W 4-5)	-	3:13
* May 10, 2018	#18 CALIFORNIA BAPTIST-2	w 15-13	7	25-25-0	21-19-0	Taylor, G. (W 5-5)	269	3:04

\* = Conference game

() extra inning game



## 2018 Dixie State Baseball Games Summary for Dixie State (2018 FINAL STATISTICS) (All games)

Score by innings	1	2	3	4	5	6	7	8	9	EX	Total
Dixie State	37	38	47	48	36	31	39	28	27	5	336
Opponents	36	27	35	44	51	42	38	42	30	4	349

### Record when ...

Overall	25-25	After 6 leading	21-1
Conference	21-19	..... trailing	3-22
Non-Conference	4-6	..... tied	1-2
Home games	17-9	After 7 leading	16-1
Away games	8-16	..... trailing	1-16
Neutral site	0-0	..... tied	2-2
Day games	16-22	After 8 leading	14-0
Night games	9-3	..... trailing	1-18
vs Left starter	7-10	..... tied	4-1
vs Right starter	18-15		
1-Run games	8-7	Hit 0 home runs	13-20
2-Run games	5-1	... 1 home run	9-3
5+Run games	9-12	... 2+ home runs	3-2
Extra innings	3-1		
Shutouts	1-2	Opponent 0 home runs	12-8
		..... 1 home run	9-10
Scoring 0-2 runs	0-7	..... 2+ HRs	4-7
..... 3-5 runs	3-13		
..... 6-9 runs	13-4	Made 0 errors	8-5
..... 10+ runs	9-1	.... 1 error	9-8
		.... 2+ errors	8-12
Opponent 0-2 runs	5-2		
..... 3-5 runs	12-8	Opp. made 0 errors	2-8
..... 6-9 runs	5-4	..... 1 error	7-11
..... 10+ runs	3-11	..... 2+ errors	16-6
Scored in 1st inning	10-3	Out-hit opponent	13-2
Opp. scored in 1st	7-7	Out-hit by opponent	7-21
Scores first	14-7	Hits are tied	5-2
Opp. scores first	11-18		

### Record when team scores:

Runs	0	1	2	3	4	5	6	7	8	9	10+
W-L	0-2	0-2	0-3	0-6	1-4	2-3	2-1	2-2	4-0	5-1	9-1

### Record when opponent scores:

Runs	0	1	2	3	4	5	6	7	8	9	10+
W-L	1-0	1-1	3-1	4-2	2-1	6-5	0-2	1-0	3-1	1-1	3-11

### Record when leading after:

Inn.	1	2	3	4	5	6	7	8
W-L	6-2	13-2	15-3	19-3	18-3	21-1	16-1	14-0

### Record when trailing after:

Inn.	1	2	3	4	5	6	7	8
W-L	4-6	6-11	5-13	3-16	3-20	3-22	1-16	1-18

### Record when tied after:

Inn.	1	2	3	4	5	6	7	8
W-L	15-17	6-12	5-9	3-6	4-2	1-2	2-2	4-1

Current winning streak: 2  
 Longest winning streak: 4  
 Longest losing streak: 6

Home attendance : 5790 ( 21 dates avg = 275 )  
 Away attendance : 4336 ( 24 dates avg = 180 )  
 Total attendance: 10126 ( 45 dates avg = 225 )



# 2019 DIXIE STATE BASEBALL

## 2018 Dixie State Baseball Team Game-by-Game for Dixie State (2018 FINAL STATISTICS) Batting (All games)

Date	Opponent	ab	r	h	rbi	2b	3b	hr	tb	bb	ibb	sb	cs	hbp	sac	sf	qdp	k	po	a	e	lob	avg
Feb 08	MSU BILLINGS	29	12	10	9	2	0	0	12	8	0	0	0	4	3	3	1	5	27	9	0	11	.345
Feb 09	MSU BILLINGS	38	7	11	5	1	0	2	18	4	0	1	1	0	0	0	0	8	27	5	0	8	.313
Feb 09	CS SAN BERNARDINO	35	9	10	9	2	0	1	15	5	0	5	1	5	5	1	0	8	33	13	2	11	.304
Feb 10	MSU BILLINGS	39	11	13	8	5	0	0	18	5	0	0	1	4	1	0	1	9	27	7	1	11	.312
Feb 10	CS SAN BERNARDINO	32	4	8	4	0	0	2	14	5	0	0	1	1	2	0	0	4	27	11	0	10	.301
Feb 11	CS SAN BERNARDINO	30	12	13	11	3	0	0	16	6	0	1	0	2	0	1	0	5	21	7	2	9	.320
Feb 16	at Colorado Mesa	33	5	9	4	2	0	0	11	5	0	0	0	1	0	0	3	6	24	14	2	7	.314
Feb 17	at Colorado Mesa	32	2	5	2	0	0	1	8	2	0	0	0	1	0	0	0	10	24	12	1	6	.295
Feb 17	at Colorado Mesa	21	0	2	0	0	0	0	2	1	0	0	0	0	0	0	1	7	18	11	2	1	.280
Feb 18	at Colorado Mesa	31	3	5	2	1	0	0	6	3	0	0	1	0	0	0	0	11	24	11	0	4	.269
*Feb 23	at Point Loma	38	4	12	4	3	0	0	15	3	0	2	0	0	2	0	0	6	24	7	2	12	.274
*Feb 23	at Point Loma	28	1	5	1	0	0	0	5	5	0	0	1	0	3	0	1	7	24	8	1	8	.267
*Feb 24	at Point Loma	40	12	12	11	2	2	0	18	9	1	0	0	2	0	2	0	12	30	14	1	11	.270
*Feb 24	at Point Loma	23	0	3	0	0	0	0	3	1	0	0	1	2	0	0	0	8	18	5	1	5	.263
*Mar 01	AZUSA PACIFIC	39	7	14	6	2	0	0	16	3	0	0	1	1	0	0	2	7	27	7	0	9	.270
*Mar 01	AZUSA PACIFIC	24	2	5	0	0	0	0	5	2	0	0	0	0	0	0	2	7	21	2	0	3	.268
*Mar 02	AZUSA PACIFIC	42	14	19	12	1	0	2	26	3	0	3	0	2	0	1	1	10	27	13	0	10	.282
*Mar 03	AZUSA PACIFIC	42	9	14	8	3	0	1	20	4	0	2	1	0	0	0	0	13	27	9	4	10	.285
*Mar 10	at Academy of Art Univ.	31	3	6	1	1	0	0	7	2	0	0	1	1	0	1	0	7	24	9	2	5	.281
*Mar 11	at Academy of Art Univ.	34	4	8	2	1	0	0	9	2	0	0	0	0	2	1	0	6	24	9	1	8	.278
*Mar 11	at Academy of Art Univ.	25	2	6	2	0	0	0	6	3	0	0	1	0	1	0	0	5	18	6	1	6	.277
*Mar 12	at Academy of Art Univ.	32	4	7	3	2	0	0	9	7	0	1	0	2	2	0	0	8	24	11	3	13	.274
*Mar 15	at Holy Names	34	8	6	6	0	0	1	9	5	1	2	0	1	0	0	0	11	27	10	2	5	.270
*Mar 16	at Holy Names	33	7	10	5	0	0	0	10	8	1	1	2	1	2	1	0	8	27	12	4	11	.271
*Mar 16	at Holy Names	24	5	5	5	2	0	0	7	5	0	4	0	1	1	1	0	8	21	8	1	6	.269
*Mar 17	at Holy Names	48	1	12	0	1	0	0	13	13	0	3	1	1	2	0	1	5	38	15	1	24	.268
*Mar 24	HAWAII PACIFIC	37	5	8	2	1	0	0	9	8	0	1	2	4	2	0	1	6	33	16	1	15	.266
*Mar 24	HAWAII PACIFIC	20	9	8	6	2	0	0	10	4	0	1	3	1	4	0	0	4	21	8	0	2	.269
*Mar 25	HAWAII PACIFIC	33	6	10	4	3	0	0	13	5	0	0	3	3	0	0	0	3	27	12	2	8	.270
*Mar 26	HAWAII PACIFIC	41	17	17	16	6	0	1	26	7	0	2	0	3	1	0	1	5	27	7	1	11	.276
*Mar 29	HAWAII HILO	30	9	13	7	2	0	0	15	4	0	3	1	1	3	1	1	1	27	13	3	6	.281
*Mar 30	HAWAII HILO	41	14	20	12	5	0	1	28	1	0	3	0	1	2	1	0	1	27	12	5	8	.289
*Mar 31	HAWAII HILO	36	13	13	13	2	0	0	15	14	0	4	0	1	1	1	1	5	27	19	1	16	.291
*Mar 31	HAWAII HILO	27	3	7	3	1	0	0	8	2	0	1	0	4	0	0	1	2	21	10	2	9	.291
*Apr 05	FRESNO PACIFIC	38	13	16	13	4	1	1	25	8	0	2	1	2	2	0	0	10	27	7	1	13	.295
*Apr 06	FRESNO PACIFIC	32	6	8	5	1	0	0	9	4	0	0	0	0	1	1	1	1	27	12	0	6	.294
*Apr 06	FRESNO PACIFIC	28	3	9	3	0	0	1	12	4	0	1	0	0	1	0	0	6	21	7	2	9	.294
*Apr 07	FRESNO PACIFIC	32	7	10	7	1	0	1	14	3	0	1	0	1	1	1	1	3	27	8	1	7	.295
*Apr 19	at Biola University	34	8	10	5	4	0	1	17	10	0	4	1	2	3	0	0	5	27	4	1	14	.295
*Apr 20	at Biola University	32	3	5	3	2	1	0	9	1	0	1	0	0	0	0	0	8	24	7	1	3	.291
*Apr 20	at Biola University	31	9	9	7	2	0	0	11	5	0	2	0	1	1	0	0	5	21	6	0	8	.291
*Apr 21	at Biola University	32	5	6	5	0	0	3	15	4	0	2	0	2	0	0	0	5	24	13	2	7	.289
*Apr 26	at Concordia, Irvine	38	8	14	8	4	0	0	18	4	0	0	0	1	3	0	0	4	27	12	0	11	.291
*Apr 27	at Concordia, Irvine	32	4	7	3	0	0	0	7	3	0	0	0	0	2	0	0	4	24	13	0	6	.289
*Apr 28	at Concordia, Irvine	34	5	9	4	4	0	0	13	6	0	3	1	0	1	0	0	6	25	12	2	9	.289
*Apr 28	at Concordia, Irvine	25	6	8	4	1	1	1	14	2	0	0	1	1	3	0	1	3	21	6	1	4	.289
*May 08	CALIFORNIA BAPTIST	39	8	17	8	2	0	0	19	4	1	1	1	1	2	0	2	6	27	13	2	12	.293
*May 09	CALIFORNIA BAPTIST	31	3	7	2	2	0	0	9	4	0	0	2	1	0	0	1	11	27	9	5	6	.292
*May 10	CALIFORNIA BAPTIST	33	9	12	6	2	0	1	17	5	1	1	2	1	2	1	0	10	27	11	0	8	.293
*May 10	CALIFORNIA BAPTIST	31	15	13	15	1	0	3	23	7	0	0	0	1	2	2	0	2	21	3	4	9	.296
Totals		1644	336	486	281	86	5	24	654	238	5	58	32	64	63	20	24	317	1260	485	71	431	.296



2018 Dixie State Baseball  
 Team Game-by-Game for Dixie State (2018 FINAL STATISTICS)  
 Pitching (All games)

Date	Opponent	ip	h	r	er	bb	so	2b	3b	hr	wp	bk	hbp	dp	ibb	score	w-l	sv	era
Feb 08	MSU BILLINGS	9.0	14	11	11	3	8	2	0	3	3	0	4	1	0	12-11	1-0	0	11.00
Feb 09	MSU BILLINGS	9.0	16	15	15	10	8	3	0	2	2	1	1	0	0	7-15	1-1	0	13.00
Feb 09	CS SAN BERNARDINO	11.0	13	8	4	3	15	3	0	0	1	0	1	1	0	9-8	2-1	0	9.31
Feb 10	MSU BILLINGS	9.0	16	14	13	6	4	3	0	3	1	1	3	0	0	11-14	2-2	0	10.18
Feb 10	CS SAN BERNARDINO	9.0	6	2	2	3	6	1	1	0	2	0	3	1	0	4-2	3-2	0	8.62
Feb 11	CS SAN BERNARDINO	7.0	6	2	1	3	6	3	0	0	0	0	0	1	0	12-2	4-2	0	7.67
Feb 16	at Colorado Mesa	8.0	15	14	11	6	7	5	0	1	1	0	2	1	0	5-14	4-3	0	8.27
Feb 17	at Colorado Mesa	8.0	8	5	5	3	4	0	0	1	2	0	2	0	0	2-5	4-4	0	7.97
Feb 17	at Colorado Mesa	6.0	5	1	1	1	3	2	0	0	1	0	2	1	0	0-1	4-5	0	7.46
Feb 18	at Colorado Mesa	8.0	10	5	5	1	4	1	0	1	2	0	1	1	0	3-5	4-6	0	7.29
*Feb 23	at Point Loma	8.0	16	9	6	1	10	4	0	0	2	0	1	1	0	4-9	4-7	0	7.24
*Feb 23	at Point Loma	8.0	10	2	2	2	10	3	0	1	1	0	0	2	0	1-2	4-8	0	6.84
*Feb 24	at Point Loma	10.0	12	9	8	5	8	2	1	1	4	1	2	3	0	12-9	5-8	0	6.87
*Feb 24	at Point Loma	6.0	6	3	3	2	3	0	0	0	1	0	2	1	0	0-3	5-9	0	6.75
*Mar 01	AZUSA PACIFIC	9.0	14	13	13	3	6	0	0	3	0	0	4	0	0	7-13	5-10	0	7.20
*Mar 01	AZUSA PACIFIC	7.0	12	8	8	2	6	3	0	3	0	0	2	0	0	2-8	5-11	0	7.36
*Mar 02	AZUSA PACIFIC	9.0	10	3	3	0	6	2	1	0	2	0	1	2	0	14-3	6-11	0	7.09
*Mar 03	AZUSA PACIFIC	9.0	15	14	9	6	4	3	1	1	1	0	2	1	1	9-14	6-12	0	7.20
*Mar 10	at Academy of Art Univ.	8.0	8	4	4	4	5	0	0	1	1	0	0	0	0	3-4	6-13	0	7.06
*Mar 11	at Academy of Art Univ.	8.0	12	5	4	0	3	3	0	0	0	0	1	0	0	4-5	6-14	0	6.94
*Mar 11	at Academy of Art Univ.	6.0	6	3	1	1	6	2	0	0	0	0	1	0	0	2-3	6-15	0	6.75
*Mar 12	at Academy of Art Univ.	8.0	12	11	10	8	9	4	1	0	1	1	1	0	0	4-11	6-16	0	6.95
*Mar 15	at Holy Names	9.0	6	2	0	2	11	1	0	0	0	0	1	1	0	8-2	7-16	0	6.62
*Mar 16	at Holy Names	9.0	6	0	0	1	6	0	0	0	0	0	0	4	0	7-0	8-16	0	6.32
*Mar 16	at Holy Names	7.0	4	3	2	2	11	1	0	0	1	0	0	1	0	5-3	9-16	1	6.19
*Mar 17	at Holy Names	12.2	8	5	5	5	12	1	0	1	1	0	1	0	1	1-5	9-17	1	6.04
*Mar 24	HAWAI'I PACIFIC	11.0	12	4	4	2	4	2	0	1	0	0	1	2	0	5-4	10-17	1	5.90
*Mar 24	HAWAI'I PACIFIC	7.0	8	5	5	2	4	2	0	2	0	0	0	0	0	9-5	11-17	1	5.92
*Mar 25	HAWAI'I PACIFIC	9.0	13	12	8	11	3	4	0	0	2	0	1	0	0	6-12	11-18	1	6.00
*Mar 26	HAWAI'I PACIFIC	9.0	9	4	2	2	9	3	0	0	2	0	0	1	0	17-4	12-18	1	5.85
*Mar 29	HAWAI'I HILO	9.0	11	5	2	1	8	1	0	0	0	0	2	2	0	9-5	13-18	2	5.72
*Mar 30	HAWAI'I HILO	9.0	14	12	9	3	5	2	0	2	1	0	0	1	0	14-12	14-18	3	5.83
*Mar 31	HAWAI'I HILO	9.0	14	5	5	0	2	2	1	1	0	0	2	0	0	13-5	15-18	4	5.80
*Mar 31	HAWAI'I HILO	7.0	9	6	3	3	1	0	0	2	0	0	1	1	0	3-6	15-19	4	5.76
*Apr 05	FRESNO PACIFIC	9.0	6	3	3	6	7	3	0	1	0	0	1	1	0	13-3	16-19	5	5.67
*Apr 06	FRESNO PACIFIC	9.0	14	5	5	4	10	1	1	1	1	0	1	1	0	6-5	17-19	5	5.65
*Apr 06	FRESNO PACIFIC	7.0	15	12	10	3	5	5	1	1	1	0	2	0	0	3-12	17-20	5	5.81
*Apr 07	FRESNO PACIFIC	9.0	10	5	4	5	3	1	0	0	1	0	0	1	0	7-5	18-20	6	5.76
*Apr 19	at Biola University	9.0	7	3	3	3	14	3	0	1	1	0	0	0	0	8-3	19-20	7	5.69
*Apr 20	at Biola University	8.0	17	13	12	2	8	0	0	3	4	0	0	0	0	3-13	19-21	7	5.87
*Apr 20	at Biola University	7.0	10	8	8	1	10	3	1	2	1	0	3	0	0	9-8	20-21	8	5.96
*Apr 21	at Biola University	8.0	17	18	16	6	6	3	0	2	2	1	3	0	0	5-18	20-22	8	6.23
*Apr 26	at Concordia, Irvine	9.0	7	1	1	0	4	0	0	1	0	0	2	2	0	8-1	21-22	8	6.10
*Apr 27	at Concordia, Irvine	8.0	8	5	5	1	5	2	0	1	0	0	0	1	0	4-5	21-23	8	6.09
*Apr 28	at Concordia, Irvine	8.1	8	6	4	2	6	1	0	0	0	0	1	1	1	5-6	21-24	8	6.06
*Apr 28	at Concordia, Irvine	7.0	8	5	3	2	8	2	0	0	2	1	0	0	0	6-5	22-24	8	6.02
*May 08	CALIFORNIA BAPTIST	9.0	10	7	4	2	11	1	0	1	0	0	1	2	0	8-7	23-24	8	5.97
*May 09	CALIFORNIA BAPTIST	9.0	13	13	4	8	5	1	0	1	1	0	1	0	1	3-13	23-25	8	5.93
*May 10	CALIFORNIA BAPTIST	9.0	11	8	8	9	6	0	0	0	2	0	1	4	0	9-8	24-25	8	5.97
*May 10	CALIFORNIA BAPTIST	7.0	16	13	9	2	4	3	0	1	2	0	1	0	0	15-13	25-25	8	6.06
Totals		420.0	533	349	283	163	329	97	9	46	53	6	62	43	4	336-349	25-25	8	6.06



## 2018 DIXIE STATE STARTING LINEUPS BY BATTING ORDER

DATE	OPP	NO. (TIME)	RECORDS\$	1	2	3	4	5	6	7	8	9
2/8	MSU BILLINGS	1	1-0	Leavitt	Hoffman	Feist	Porter	Urban	Davison	Taylor	Hollow	Mosca
2/9	MSU BILLINGS	1	0-1	Leavitt	Hoffman	Feist	Porter	Davison	Taylor	Clifford	Pope	Flemetakis
2/9	CS SAN BERNARDINO	1	1-0	Taylor	Hoffman	Feist	Porter	Davison	Engel	Clifford	Petty-Hull	Flemetakis
2/10	MSU BILLINGS	1	0-1	Taylor	Hoffman	Feist	Porter	Davison	Engel	Flemetakis	Clifford	Benner
2/10	CS SAN BERNARDINO	1	1-0	Taylor	Hollow	Feist	Porter	Urban	Hoffman	Clifford	Ipson	Benner
2/11	CS SAN BERNARDINO	1	1-0	Taylor	Hoffman	Feist	Porter	Davison	Engel	Flemetakis	Urban	Cloward
2/16	at #4/3 Colorado Mesa	1	0-1	Taylor	Leavitt	Feist	Porter	Urban	Engel	Davison	Hollow	Hoffman
2/17	at #4/3 Colorado Mesa	1	0-1	Taylor	Flemetakis	Feist	Porter	Engel	Cloward	Hollow	Davison	Benner
2/17	at #4/3 Colorado Mesa	1	0-1	Leavitt	Flemetakis	Urban	Porter	Engel	Hollow	Branch	Ipson	Petty-Hull
2/18	at #4/3 Colorado Mesa	1	0-1	Clifford	Flemetakis	Feist	Porter	Engel	Davison	Benner	Cloward	Hollow
2/23	at Point Loma	1	0-1	Taylor	Feist	Porter	Engel	Davison	Hoffman	Flemetakis	Cloward	Leavitt
2/23	at Point Loma	1	0-1	Leavitt	Taylor	Porter	Engel	Urban	Davison	Branch	Flemetakis	Hollow
2/24	at Point Loma	1	1-0	Leavitt	Taylor	Feist	Porter	Davison	Flemetakis	Cloward	Petty-Hull	Hoffman
2/24	at Point Loma	1	0-1	Leavitt	Taylor	Feist	Porter	Davison	Urban	Flemetakis	Hollow	Benner
3/1	#1 AZUSA PACIFIC	1	0-1	Leavitt	Taylor	Feist	Porter	Davison	Urban	Hoffman	Hollow	Clifford
3/1	#1 AZUSA PACIFIC	1	0-1	Leavitt	Feist	Porter	Urban	Davison	Taylor	Hoffman	Hollow	Mosca
3/2	#1 AZUSA PACIFIC	1	1-0	Leavitt	Taylor	Porter	Feist	Davison	Hoffman	Cloward	Flemetakis	Bonnixsen
3/3	#1 AZUSA PACIFIC	1	0-1	Leavitt	Feist	Porter	Urban	Davison	Hoffman	Hollow	Flemetakis	Cloward
3/10	at Academy of Art	1	0-1	Taylor	Leavitt	Porter	Urban	Davison	Feist	Hollow	Hoffman	Mosca
3/11	at Academy of Art	1	0-1	Taylor	Leavitt	Porter	Feist	Davison	Hoffman	Flemetakis	Benner	Murray
3/11	at Academy of Art	1	0-1	Taylor	Leavitt	Porter	Urban	Feist	Davison	Branch	Hoffman	Raymond
3/12	at Academy of Art	1	0-1	Leavitt	Petty-Hull	Porter	Feist	Davison	Hoffman	Hollow	Raymond	Clifford
3/15	at Holy Names	1	1-0	Taylor	Feist	Porter	Engel	Davison	Hollow	Hoffman	Urban	Murray
3/16	at Holy Names	1	1-0	Taylor	Hoffman	Porter	Engel	Feist	Raymond	Davison	Flemetakis	Benner
3/16	at Holy Names	1	1-0	Taylor	Hoffman	Porter	Engel	Raymond	Davison	Clifford	Flemetakis	Benner
3/17	at Holy Names	1	0-1	Leavitt	Hoffman	Porter	Engel	Raymond	Davison	Hollow	Feist	Flemetakis
3/24	HAWAI'I PACIFIC	1	1-0	Taylor	Feist	Porter	Engel	Raymond	Davison	Hoffman	Hollow	Leavitt
3/24	HAWAI'I PACIFIC	1	1-0	Taylor	Hoffman	Porter	Engel	Raymond	Davison	Petty-Hull	Flemetakis	Clifford
3/25	HAWAI'I PACIFIC	1	0-1	Taylor	Leavitt	Porter	Engel	Raymond	Davison	Hollow	Hoffman	Flemetakis
3/26	HAWAI'I PACIFIC	1	1-0	Leavitt	Raymond	Taylor	Porter	Engel	Davison	Hollow	Feist	Flemetakis
3/29	HAWAI'I HILO	1	1-0	Leavitt	Raymond	Taylor	Porter	Engel	Davison	Hollow	Flemetakis	Hoffman
3/30	HAWAI'I HILO	2	2-0	Leavitt	Raymond	Taylor	Porter	Engel	Davison	Hollow	Flemetakis	Hoffman
3/31	HAWAI'I HILO	1	1-0	Leavitt	Hoffman	Taylor	Porter	Engel	Davison	Raymond	Flemetakis	Feist
3/31	HAWAI'I HILO	1	0-1	Leavitt	Raymond	Taylor	Porter	Hollow	Davison	Urban	Flemetakis	Hoffman
4/5	FRESNO PACIFIC	1	1-0	Leavitt	Raymond	Taylor	Porter	Engel	Hollow	Davison	Flemetakis	Murray
4/6	FRESNO PACIFIC	1	1-0	Leavitt	Raymond	Taylor	Porter	Engel	Hollow	Davison	Urban	Flemetakis
4/6	FRESNO PACIFIC	1	0-1	Leavitt	Raymond	Taylor	Porter	Hollow	Davison	Urban	Hoffman	Flemetakis
4/7	FRESNO PACIFIC	2	2-0	Leavitt	Raymond	Taylor	Porter	Hollow	Davison	Urban	Hoffman	Flemetakis
4/19	at Biola	3	3-0	Leavitt	Raymond	Taylor	Porter	Hollow	Davison	Urban	Hoffman	Flemetakis
4/20	at Biola	1	0-1	Leavitt	Raymond	Taylor	Porter	Engel	Davison	Hoffman	Feist	Flemetakis
4/20	at Biola	1	1-0	Leavitt	Raymond	Taylor	Urban	Porter	Hollow	Davison	Hoffman	Clifford
4/21	at Biola	1	0-1	Clifford	Raymond	Taylor	Porter	Engel	Davison	Hollow	Hoffman	Flemetakis
4/26	at Concordia-Irvine	1	1-0	Clifford	Raymond	Porter	Urban	Davison	Hollow	Hoffman	Flemetakis	Murray
4/27	at Concordia-Irvine	1	0-1	Clifford	Raymond	Taylor	Porter	Davison	Engel	Hoffman	Flemetakis	Hollow
4/28	at Concordia-Irvine	1	0-1	Clifford	Raymond	Taylor	Porter	Engel	Feist	Hoffman	Flemetakis	Petty-Hull
4/28	at Concordia-Irvine	1	1-0	Clifford	Raymond	Taylor	Porter	Urban	Hoffman	Hollow	Davison	Pope
5/8	CALIFORNIA BAPTIST	1	1-0	Leavitt	Raymond	Taylor	Urban	Porter	Hollow	Davison	Flemetakis	Hoffman
5/9	CALIFORNIA BAPTIST	2	1-1	Leavitt	Raymond	Taylor	Urban	Porter	Hollow	Davison	Hoffman	Clifford
5/10	CALIFORNIA BAPTIST	1	1-0	Leavitt	Raymond	Taylor	Urban	Porter	Hollow	Hoffman	Davison	Flemetakis
5/10	CALIFORNIA BAPTIST	1	1-0	Leavitt	Raymond	Taylor	Porter	Urban	Hoffman	Hollow	Davison	Flemetakis

\$ - Denotes record with same starting line-up



## 2018 DIXIE STATE STARTING LINEUPS BY POSITION

DATE	OPP	NO. (TIME)	RECORDS\$	C	1B	2B	3B	SS	LF	CF	RF	DH
2/8	MSU BILLINGS	1	1-0	Davison	Porter	Hollow	Feist	Hoffman	Urban	Leavitt	Taylor	Mosca
2/9	MSU BILLINGS	1	0-1	Davison	Porter	Flemetakis	Feist	Hoffman	Clifford	Leavitt	Taylor	Pope
2/9	CS SAN BERNARDINO	1	1-0	Petty-Hull	Porter	Flemetakis	Feist	Hoffman	Engel	Clifford	Taylor	Davison
2/10	MSU BILLINGS	1	0-1	Davison	Porter	Flemetakis	Feist	Hoffman	Engel	Cloward	Benner	Taylor
2/10	CS SAN BERNARDINO	1	1-0	Porter	Ipson	Hollow	Feist	Hoffman	Urban	Clifford	Benner	Taylor
2/11	CS SAN BERNARDINO	1	1-0	Davison	Porter	Flemetakis	Feist	Hoffman	Engel	Cloward	Urban	Taylor
2/16	at #4/3 Colorado Mesa	1	0-1	Davison	Porter	Hollow	Feist	Hoffman	Urban	Leavitt	Taylor	Engel
2/17	at #4/3 Colorado Mesa	1	0-1	Davison	Porter	Hollow	Feist	Flemetakis	Engel	Cloward	Benner	Taylor
2/17	at #4/3 Colorado Mesa	1	0-1	Petty-Hull	Porter	Hollow	Feist	Flemetakis	Engel	Leavitt	Urban	Ipson
2/18	at #4/3 Colorado Mesa	1	0-1	Davison	Porter	Hollow	Feist	Flemetakis	Engel	Cloward	Benner	Clifford
2/23	at Point Loma	1	0-1	Davison	Porter	Flemetakis	Feist	Hoffman	Cloward	Leavitt	Taylor	Engel
2/23	at Point Loma	1	0-1	Davison	Porter	Hollow	Branch	Flemetakis	Engel	Leavitt	Taylor	Urban
2/24	at Point Loma	1	1-0	Petty-Hull	Porter	Flemetakis	Feist	Hoffman	Cloward	Leavitt	Taylor	Davison
2/24	at Point Loma	1	0-1	Davison	Porter	Hollow	Feist	Flemetakis	Benner	Leavitt	Urban	Taylor
3/1	#1 AZUSA PACIFIC	1	0-1	Davison	Porter	Hollow	Feist	Hoffman	Urban	Leavitt	Taylor	Clifford
3/1	#1 AZUSA PACIFIC	2	1-1	Davison	Porter	Hollow	Feist	Hoffman	Urban	Leavitt	Taylor	Mosca
3/2	#1 AZUSA PACIFIC	1	1-0	Davison	Porter	Flemetakis	Feist	Hoffman	Cloward	Leavitt	Taylor	Bonnicksen
3/3	#1 AZUSA PACIFIC	1	0-1	Davison	Porter	Hollow	Hoffman	Flemetakis	Cloward	Leavitt	Urban	Feist
3/10	at Academy of Art	3	1-2	Davison	Porter	Hollow	Feist	Hoffman	Urban	Leavitt	Taylor	Mosca
3/11	at Academy of Art	1	0-1	Davison	Porter	Flemetakis	Feist	Hoffman	Benner	Leavitt	Taylor	Murray
3/11	at Academy of Art	1	0-1	Davison	Porter	Raymond	Feist	Hoffman	Urban	Leavitt	Taylor	Feist
3/12	at Academy of Art	1	0-1	Davison	Porter	Hollow	Feist	Hoffman	Petty-Hull	Leavitt	Clifford	Raymond
3/15	at Holy Names	1	1-0	Davison	Porter	Hollow	Feist	Hoffman	Engel	Taylor	Urban	Murray
3/16	at Holy Names	1	1-0	Davison	Porter	Flemetakis	Feist	Hoffman	Engel	Taylor	Benner	Raymond
3/16	at Holy Names	1	1-0	Davison	Porter	Flemetakis	Raymond	Hoffman	Clifford	Taylor	Benner	Engel
3/17	at Holy Names	1	0-1	Davison	Porter	Flemetakis	Feist	Hoffman	Engel	Leavitt	Raymond	Hollow
3/24	HAWAI'I PACIFIC	1	1-0	Davison	Porter	Hollow	Feist	Hoffman	Engel	Leavitt	Taylor	Raymond
3/24	HAWAI'I PACIFIC	1	1-0	Petty-Hull	Porter	Flemetakis	Raymond	Hoffman	Engel	Clifford	Taylor	Davison
3/25	HAWAI'I PACIFIC	1	0-1	Davison	Porter	Flemetakis	Raymond	Hoffman	Engel	Leavitt	Taylor	Hollow
3/26	HAWAI'I PACIFIC	1	1-0	Davison	Porter	Hollow	Feist	Flemetakis	Engel	Leavitt	Raymond	Taylor
3/29	HAWAI'I HILO	2	1-1	Davison	Porter	Flemetakis	Raymond	Hoffman	Engel	Leavitt	Taylor	Hollow
3/30	HAWAI'I HILO	1	1-0	Davison	Porter	Hollow	Raymond	Hoffman	Engel	Leavitt	Taylor	Flemetakis
3/31	HAWAI'I HILO	1	1-0	Davison	Porter	Flemetakis	Feist	Hoffman	Engel	Leavitt	Raymond	Taylor
3/31	HAWAI'I HILO	1	1-0	Davison	Porter	Hollow	Hoffman	Flemetakis	Urban	Leavitt	Raymond	Taylor
4/5	FRESNO PACIFIC	1	1-0	Davison	Porter	Hollow	Raymond	Flemetakis	Engel	Leavitt	Taylor	Murray
4/6	FRESNO PACIFIC	1	1-0	Davison	Porter	Hollow	Raymond	Flemetakis	Urban	Leavitt	Taylor	Engel
4/6	FRESNO PACIFIC	2	1-1	Davison	Porter	Hollow	Hoffman	Flemetakis	Urban	Leavitt	Raymond	Taylor
4/7	FRESNO PACIFIC	3	2-1	Davison	Porter	Hollow	Hoffman	Flemetakis	Urban	Leavitt	Raymond	Taylor
4/19	at Biola	1	1-0	Davison	Porter	Hollow	Hoffman	Flemetakis	Urban	Leavitt	Taylor	Raymond
4/20	at Biola	1	0-1	Davison	Porter	Hoffman	Feist	Flemetakis	Raymond	Leavitt	Taylor	Engel
4/20	at Biola	1	1-0	Davison	Porter	Hollow	Hoffman	Raymond	Clifford	Leavitt	Urban	Taylor
4/21	at Biola	1	0-1	Davison	Porter	Hollow	Hoffman	Flemetakis	Engel	Clifford	Raymond	Taylor
4/26	at Concordia-Irvine	1	1-0	Davison	Porter	Hollow	Hoffman	Flemetakis	Urban	Clifford	Raymond	Murray
4/27	at Concordia-Irvine	1	0-1	Davison	Porter	Hollow	Hoffman	Flemetakis	Raymond	Clifford	Taylor	Engel
4/28	at Concordia-Irvine	1	0-1	Petty-Hull	Porter	Hoffman	Feist	Flemetakis	Engel	Clifford	Raymond	Taylor
4/28	at Concordia-Irvine	1	1-0	Davison	Porter	Hollow	Raymond	Hoffman	Urban	Clifford	Taylor	Pope
5/8	CALIFORNIA BAPTIST	2	2-0	Davison	Porter	Hollow	Hoffman	Flemetakis	Urban	Leavitt	Taylor	Raymond
5/9	CALIFORNIA BAPTIST	1	0-1	Davison	Porter	Hollow	Raymond	Hoffman	Clifford	Leavitt	Taylor	Urban
5/10	CALIFORNIA BAPTIST	3	3-0	Davison	Porter	Hollow	Hoffman	Flemetakis	Urban	Leavitt	Taylor	Raymond
5/10	CALIFORNIA BAPTIST	4	4-0	Davison	Porter	Hollow	Hoffman	Flemetakis	Urban	Leavitt	Taylor	Raymond

\$ - Denotes record with same starting line-up



# DIXIE STATE BASEBALL NCAA HISTORY





## DIXIE STATE BASEBALL RECORD BOOK (NCAA ERA - 2007-18)

### YEAR-BY-YEAR RECORDS

<u>YEAR</u>	<u>COACH</u>	<u>RECORD</u>	<u>CONFERENCE</u>	<u>FINISH</u>
2007	Mike Littlewood	25-20	N/A	N/A
2008	Mike Littlewood	25-22	N/A	N/A
2009	Mike Littlewood	33-19	15-9	1st
2010	Mike Littlewood	31-19	19-13	2nd
2011	Mike Littlewood	32-15	22-10	1st
2012	Mike Littlewood	35-20	25-15	2nd
<b>2013</b>	<b>Chris Pfatenhauer</b>	<b>32-17</b>	<b>23-13</b>	<b>3rd</b>
<b>2014</b>	<b>Chris Pfatenhauer</b>	<b>36-17</b>	<b>26-6</b>	<b>1st</b>
<b>2015</b>	<b>Chris Pfatenhauer</b>	<b>32-19</b>	<b>24-8</b>	<b>1st</b>
<b>2016</b>	<b>Chris Pfatenhauer</b>	<b>40-14</b>	<b>26-10</b>	<b>2nd</b>
<b>2017</b>	<b>Chris Pfatenhauer</b>	<b>39-14-1</b>	<b>26-9-1</b>	<b>2nd</b>
<b>2018</b>	<b>Chris Pfatenhauer</b>	<b>25-25</b>	<b>21-19</b>	<b>T-4th</b>
<b>TOTALS</b>		<b>385-221-1 (.647)</b>	<b>227-112-1 (.688)</b>	

### NCAA REGIONAL APPEARANCES

<u>YEAR</u>	<u>COACH</u>	<u>RECORD</u>	<u>OPPONENT</u>	<u>RESULT</u>
2012	Mike Littlewood	3-2	UC San Diego	W, 7-3
			Chico State	L, 1-5
			UC San Diego	W, 6-4
			Chico State	W, 3-1
			Chico State	L, 3-7
2013	Chris Pfatenhauer	0-2	Grand Canyon	L, 3-12
			Chico State	L, 0-1
2014	Chris Pfatenhauer	1-2	Chico State	L, 4-5
			Sonoma State	W, 6-5
			California Baptist	L, 2-5
2015	Chris Pfatenhauer	1-2	California Baptist	L, 1-2
			Cal Poly Pomona	W, 2-1
			UC San Diego	L, 0-7
2016	Chris Pfatenhauer	2-2	Cal State Monterey Bay	L, 3-6
			Cal State East Bay	W, 6-4
			Cal State Monterey Bay	W, 7-4
			California Baptist	L, 6-8
2017	Chris Pfatenhauer	2-2	UC San Diego	L, 2-5
			Cal Poly Pomona	W, 6-5 (10)
			California Baptist	W, 14-5
			UC San Diego	L, 6-8



## ALL-TIME SERIES RESULTS (NCAA DIVISION II ERA)

<u>Opponent</u>	<u>All-Time Record</u>	<u>First Game</u>	<u>Last Game</u>	<u>DSU Game Streak</u>	<u>All-Time Opponent</u>	<u>First Record</u>	<u>Last Game</u>	<u>DSU Game Streak</u>
Academy of Art	44-8	2009	2018	L4	Grand Canyon	34-19	2007	2013 L1
Arizona Christian	4-0	2011	2011	W4	Hawai'i Hilo	47-14	2009	2018 L1
Azusa Pacific	15-19	2007	2018	L1	Hawai'i Pacific	39-27-1	2007	2018 W1
Boila University	2-6	2007	2018	L1	Holy Names	20-4	2013	2018 L1
California Baptist	21-20	2008	2018	W2	Lewis-Clark State	4-9	2007	2009 W1
Cal Poly Pomona	7-7	2007	2017	W2	Minot State	2-0	2015	2016 W2
Cal State Dominguez Hills	2-2	2009	2009	W1	Montana State Billings	22-5	2010	2018 L2
Cal State East Bay	1-0	2016	2016	W1	Northwest Nazarene	5-1	2007	2016 W2
Cal State Los Angeles	9-3	2007	2014	W5	Point Loma Nazarene	14-12	2010	2018 L1
Cal State Monterey Bay	1-1	2016	2016	W1	Puerto Rico-Rio Piedras	1-0	2009	2009 W1
Cal State San Bernardino	14-4	2007	2018	W12	Regis	0-1	2007	2007 L1
Central Washington	7-4	2008	2009	W4	Saint Martin's	8-3	2014	2017 W3
Chico State	1-5	2007	2014	L3	Sonoma State	1-0	2014	2014 W1
Colorado Christian	4-0	2007	2007	W4	Southern Utah	0-2	2008	2008 L2
Colorado Mesa	14-25	2008	2018	L6	UC San Diego	2-3	2012	2017 L3
Colorado School of Mines	1-1	2007	2007	W1	Utah State	4-0	2007	2007 W4
Concordia-Irvine	8-4	2016	2018	W1	Utah Valley	4-4	2007	2008 W1
Concordia (OR)	1-0	2017	2017	W1	Weber State	4-0	2007	2007 W4
Fresno Pacific	16-8	2013	2018	W1				



## ALL-TIME RESULTS (NCAA DIVISION II ERA)

2007				2008				2009			
<b>Overall: 25-20 Independent</b>				<b>Overall: 25-22 Independent</b>				<b>Overall: 33-19 PacWest: 15-9</b>			
<b>Home: 18-7 Away: 7-13 Neutral: 1-0</b>				<b>Home: 17-10 Away: 8-12 Neutral: 0-0</b>				<b>Home: 26-7 Away: 7-12 Neutral: 0-0</b>			
<b>Head Coach: Mike Littlewood</b>				<b>Head Coach: Mike Littlewood</b>				<b>Head Coach: Mike Littlewood</b>			
OPPONENT	H/A/N	W/L	Score	OPPONENT	H/A/N	W/L	Score	OPPONENT	H/A/N	W/L	Score
Biola University	H	L	3-9	Colorado Mesa	H	L	7-8	Azusa Pacific	A	L	8-12
Biola University	H	L	7-14	Colorado Mesa	H	W	6-1	Azusa Pacific	A	L	1-8
Biola University	H	L	3-7	Colorado Mesa	H	W	9-4	Cal State San Bernardino	A	L	5-6 (11)
Cal State Los Angeles	H	L	2-5	Colorado Mesa	H	W	10-2	Cal State San Bernardino	A	W	13-5
Chico State	H	L	4-7	Central Washington	H	W	2-0	Cal State San Bernardino	A	L	5-9
Cal State San Bernardino	H	L	8-10 (10)	Central Washington	H	W	15-11	Central Washington	H	W	6-2
Cal Poly Pomona	H	W	12-6	Central Washington	H	W	4-1	Central Washington	H	W	16-4
Colorado Christian	H	W	11-4	Central Washington	H	L	4-5	Central Washington	H	W	12-2
Colorado Christian	H	W	14-1	Southern Utah	H	L	1-6	Central Washington	H	W	9-8
Colorado Christian	H	W	15-1	Grand Canyon	A	L	6-8	Colorado Mesa	A	L	0-5
Colorado Christian	H	W	4-2	Grand Canyon	A	L	9-10	Colorado Mesa	H	W	12-6
Northwest Nazarene	N	W	15-6	Grand Canyon	A	W	9-5	Colorado Mesa	H	L	4-12 (8)
Grand Canyon	A	W	8-1	Grand Canyon	A	W	16-15	Grand Canyon*	A	W	7-0
Grand Canyon	A	L	3-6	Utah Valley	H	W	7-6 (11)	Grand Canyon*	A	L	1-5
Grand Canyon	A	L	0-16	Utah Valley	H	W	7-6	Grand Canyon*	A	L	4-12
Azusa Pacific	A	W	11-4	Southern Utah	A	L	3-8	Grand Canyon*	A	W	10-8 (10)
Azusa Pacific	A	L	6-8	Lewis-Clark State	A	L	3-4	Academy of Art	H	W	13-0
Biola University	A	L	4-8	Lewis-Clark State	A	L	11-12	Academy of Art	H	W	10-0
Northwest Nazarene	H	W	2-1	Lewis-Clark State	A	L	6-19	Academy of Art	H	W	14-5
Northwest Nazarene	H	W	10-3	Azusa Pacific	A	W	5-2	Academy of Art	H	W	15-1
Northwest Nazarene	H	L	2-4	Azusa Pacific	A	L	9-10	Hawai'i Pacific*	H	W	13-8
Weber State	H	W	19-3	Azusa Pacific	H	L	8-16	Hawai'i Pacific*	H	W	4-3
Weber State	H	W	9-2	Azusa Pacific	H	L	14-22	Hawai'i Pacific*	H	W	11-10
Weber State	H	W	19-1	California Baptist	H	L	6-13	Hawai'i Pacific*	H	L	3-7
Weber State	H	W	9-0	California Baptist	H	W	15-4	Hawai'i Hilo*	H	W	9-8
Utah State	H	W	12-2	California Baptist	H	W	2-0	Hawai'i Hilo*	H	W	28-9
Utah State	H	W	12-1	Hawai'i Pacific	H	L	2-6	Hawai'i Hilo*	H	W	14-3
Utah State	H	W	10-0	Hawai'i Pacific	H	L	3-5	Hawai'i Hilo*	H	L	11-12
Utah State	H	W	10-0	Hawai'i Pacific	H	W	9-7	Cal State Dominguez Hills	H	L	6-10
Chinese National Team (EX)	H	W	12-3	Hawai'i Pacific	H	W	10-5	Cal State Dominguez Hills	H	W	4-1
Chinese National Team (EX)	H	W	8-6	Cal Poly Pomona	A	W	6-4	Cal State Dominguez Hills	H	L	5-7
Lewis-Clark State	A	L	9-13	Cal Poly Pomona	A	W	5-4	Cal State Dominguez Hills	H	W	9-6
Lewis-Clark State	A	L	5-12	Cal Poly Pomona	A	W	7-4	Hawai'i Pacific*	A	L	4-5
Lewis-Clark State	A	L	2-9	Cal Poly Pomona	A	W	5-3	Hawai'i Pacific*	A	W	1-0
Regis University	A	L	12-15	Lewis-Clark State	H	L	7-18	Hawai'i Pacific*	A	L	4-6
Colorado School of Mines	A	L	11-12	Lewis-Clark State	H	W	10-9	Hawai'i Pacific*	A	W	7-3
Colorado School of Mines	A	W	6-3	Lewis-Clark State	H	W	7-6	Hawai'i Hilo*	A	L	7-10
Utah Valley	A	L	6-7	Central Washington	A	L	7-10	Hawai'i Hilo*	A	L	1-6
Utah Valley	A	L	4-14	Central Washington	A	L	5-12	Hawai'i Hilo*	A	W	11-1
Utah Valley	A	W	13-12	Central Washington	A	L	7-10	Hawai'i Hilo*	A	L	2-3
Hawai'i Pacific	A	W	6-2	Utah Valley	A	L	4-14	Hawai'i Hilo	A	W	5-4
Hawai'i Pacific	A	W	13-3	Utah Valley	A	L	9-10	Grand Canyon*	H	W	9-1
Hawai'i Pacific	A	L	1-2	Utah Valley	A	W	16-5	Grand Canyon*	H	W	9-4
Hawai'i Pacific	A	W	6-5	Grand Canyon	H	W	23-8	Grand Canyon*	H	W	16-1
Hawai'i Pacific	A	L	11-12 (10)	Grand Canyon	H	W	10-0	Grand Canyon*	H	W	15-4
				Grand Canyon	H	L	3-9	Lewis-Clark State	H	W	11-9
				Grand Canyon	H	W	6-2	Lewis-Clark State	H	L	11-21
								Lewis-Clark State	H	L	2-5
								Lewis-Clark State	H	W	9-8
								Puerto Rico-Rio Piedras%	H	W	24-8
								Grand Canyon%	H	W	20-7
								Grand Canyon%	H	W	9-8

\* - Pacific West Conference game  
% - 2009 Little World Series game



# 2019 DIXIE STATE BASEBALL

## ALL-TIME RESULTS (NCAA DIVISION II ERA)

### 2010

Overall: 31-19 PacWest: 19-13

Home: 21-5 Away: 10-14 Neutral: 0-0

Head Coach: Mike Littlewood

OPPONENT	H/A/N	W/L	Score
Colorado Mesa	H	W	11-10
Colorado Mesa	H	W	7-2
Point Loma Nazarene	A	L	3-11
Point Loma Nazarene	A	L	2-3
Grand Canyon*	A	L	2-4
Grand Canyon*	A	L	1-4
Grand Canyon*	A	W	7-4
Grand Canyon*	A	L	5-6
Montana State Billings	H	W	8-0
Montana State Billings	H	W	15-3
Montana State Billings	H	L	1-2
Montana State Billings	H	W	5-1
Academy of Art*	A	W	9-2
Academy of Art*	A	W	17-4
Academy of Art*	A	W	3-1
Academy of Art*	A	W	8-2
Hawai'i Pacific*	H	W	3-2
Hawai'i Pacific*	H	L	3-4 (8)
Hawai'i Pacific*	H	L	3-5
Hawai'i Pacific*	H	L	7-17
Hawai'i Pacific	H	W	6-5
Hawai'i Hilo*	H	W	9-1
Hawai'i Hilo*	H	W	8-4
Hawai'i Hilo*	H	W	4-1
Hawai'i Hilo*	H	W	7-5
Hawai'i Hilo	H	W	11-8
Academy of Art*	H	W	5-2
Academy of Art*	H	W	17-4
Academy of Art*	H	W	17-3
Academy of Art*	H	W	5-2
California Baptist	H	W	12-4
California Baptist	H	W	9-8 (10)
Hawai'i Pacific*	A	W	13-4
Hawai'i Pacific*	A	L	5-6
Hawai'i Pacific*	A	L	4-5
Hawai'i Pacific*	A	L	5-6
Hawai'i Pacific	A	W	9-8 (11)
Hawai'i Hilo*	A	L	2-4
Hawai'i Hilo*	A	L	2-4
Hawai'i Hilo*	A	W	8-3
Hawai'i Hilo*	A	L	1-5
Hawai'i Hilo	A	L	4-5
Grand Canyon*	H	W	8-3
Grand Canyon*	H	W	6-1
Grand Canyon*	H	W	8-5
Grand Canyon*	H	L	7-11
Colorado Mesa	A	W	16-2
Colorado Mesa	A	L	3-5
Colorado Mesa	A	W	7-2
Colorado Mesa	A	L	11-12

\* - Pacific West Conference game

### 2011

Overall: 32-15 PacWest: 22-10

Home: 21-7 Away: 11-8 Neutral: 0-0

Head Coach: Mike Littlewood

OPPONENT	H/A/N	W/L	Score
Azusa Pacific	H	W	2-1
Azusa Pacific	H	L	5-7
Cal State San Bernardino	H	W	3-1
Cal State San Bernardino	H	L	1-3
Cal State San Bernardino	H	W	6-2 (10)
Colorado Mesa	H	L	5-9
Colorado Mesa	H	L	0-4
Academy of Art*	A	W	13-7
Academy of Art*	A	L	5-6
Academy of Art*	A	W	9-2
Academy of Art*	A	W	10-0
Academy of Art*	H	W	12-3
Academy of Art*	H	L	9-11
Academy of Art*	H	W	13-9
Academy of Art*	H	W	6-5 (8)
Hawai'i Pacific*	H	W	10-6
Hawai'i Pacific*	H	L	7-17
Hawai'i Pacific*	H	W	8-2
Hawai'i Pacific*	H	W	4-2
Hawai'i Hilo*	H	W	9-4
Hawai'i Hilo*	H	W	13-6
Hawai'i Hilo*	H	W	11-3
Hawai'i Hilo*	H	W	9-3
Hawai'i Hilo	H	W	14-3
Grand Canyon*	A	L	3-10
Grand Canyon*	A	L	4-6
Grand Canyon*	A	W	4-2 (10)
Grand Canyon*	A	W	9-4
Hawai'i Pacific*	A	L	3-9
Hawai'i Pacific*	A	W	7-5 (11)
Hawai'i Pacific*	A	L	2-4
Hawai'i Pacific*	A	L	0-3
Hawai'i Hilo*	A	W	1-0 (12)
Hawai'i Hilo*	A	W	5-4
Hawai'i Hilo*	A	W	7-4
Hawai'i Hilo*	A	L	3-4
Hawai'i Hilo	A	W	6-0
Grand Canyon*	H	W	6-2
Grand Canyon*	H	W	5-2
Grand Canyon*	H	L	4-7 (12)
Grand Canyon*	H	W	6-1
Colorado Mesa	A	W	5-4
Colorado Mesa	A	L	3-10
Arizona Christian	H	W	6-4
Arizona Christian	H	W	18-6
Arizona Christian	H	W	14-7
Arizona Christian	H	W	14-2

\* - Pacific West Conference game

### 2012

Overall: 35-20 PacWest: 25-15

Home: 20-10 Away: 12-8 Neutral: 3-2

Head Coach: Mike Littlewood

OPPONENT	H/A/N	W/L	Score
Academy of Art*	A	W	10-6
Academy of Art*	A	W	9-3
Academy of Art*	A	W	5-1
Academy of Art*	A	W	2-1
Grand Canyon*	A	W	7-2
Grand Canyon*	A	L	3-4
Grand Canyon*	A	W	13-4
Grand Canyon*	A	W	3-2
California Baptist*	A	L	2-8
California Baptist*	A	L	2-15
California Baptist*	A	L	0-7
California Baptist*	A	W	8-4
Montana State Billings	H	W	4-2
Montana State Billings	H	W	14-3
Montana State Billings	H	W	5-0
Montana State Billings	H	L	6-7
Colorado Mesa	H	L	0-4
Colorado Mesa	H	W	6-1
Hawai'i Hilo*	H	W	10-4
Hawai'i Hilo*	H	W	14-1
Hawai'i Hilo*	H	L	7-8
Hawai'i Hilo*	H	W	4-1
Academy of Art*	H	W	3-2
Academy of Art*	H	L	2-3 (8)
Academy of Art*	H	W	8-1
Academy of Art*	H	W	18-4
Hawai'i Pacific*	H	W	8-4
Hawai'i Pacific*	H	W	5-4
Hawai'i Pacific*	H	L	5-7
Hawai'i Pacific*	H	W	6-2
Hawai'i Pacific*	A	L	1-2
Hawai'i Pacific*	A	W	12-11
Hawai'i Pacific*	A	L	5-6
Hawai'i Pacific*	A	W	1-0
Hawai'i Hilo*	A	L	1-5
Hawai'i Hilo*	A	W	4-3 (9)
Hawai'i Hilo*	A	L	3-6
Hawai'i Hilo*	A	W	4-2
California Baptist*	H	L	4-5
California Baptist*	H	W	11-9
California Baptist*	H	W	13-0
California Baptist	H	L	5-8
Grand Canyon*	H	W	8-7
Grand Canyon*	H	L	1-3
Grand Canyon*	H	L	5-12
Grand Canyon*	H	W	10-0
Cal State Los Angeles	H	W	8-7
Cal State Los Angeles	H	L	0-6
Cal State Los Angeles	H	W	8-7
Cal State Los Angeles	H	W	5-4
UC San Diego\$	N	W	7-3
Chico State\$	N	L	1-5
UC San Diego\$	N	W	6-4
Chico State\$	N	W	3-1
Chico State\$	N	L	3-7

\* - Pacific West Conference game

\$ - NCAA West Regional game



## ALL-TIME RESULTS (NCAA DIVISION II ERA)

2013			
<b>Overall: 32-17 PacWest: 23-13</b>			
<b>Home: 18-8 Away: 14-8 Neutral: 0-1</b>			
<b>Head Coach: Chris Pfatenhauer</b>			
OPPONENT	H/A/N	W/L	Score
Cal State Los Angeles	A	W	14-10
Cal State Los Angeles	A	L	0-4
Cal State Los Angeles	A	W	21-18
Cal State Los Angeles	A	W	6-0
Chinese National Team (EX)	N	W	6-4
Chinese National Team (EX)	N	W	13-2
Montana State Billings	H	W	8-4
Montana State Billings	H	W	5-1
Montana State Billings	H	W	4-2
Montana State Billings	H	W	17-6
Point Loma Nazarene*	H	W	4-1
Point Loma Nazarene*	H	W	8-3
Point Loma Nazarene*	H	L	3-16
Point Loma Nazarene*	H	L	2-3
Hawai'i Hilo*	A	W	15-0
Hawai'i Hilo*	A	W	2-1 (8)
Hawai'i Hilo*	A	W	5-1
Hawai'i Pacific*	A	L	0-7
Hawai'i Pacific*	A	L	0-8
Hawai'i Pacific*	A	L	3-7
Hawai'i Pacific*	A	W	5-2
Academy of Art*	H	W	6-2
Academy of Art*	H	W	5-2
Academy of Art*	H	W	6-0
Academy of Art*	H	W	4-2
Hawai'i Hilo*	N	L	4-7
Azusa Pacific*	A	W	12-8
Azusa Pacific*	A	W	7-1
Azusa Pacific*	A	L	8-9
Azusa Pacific*	A	W	4-1
Holy Names*	H	W	15-3
Holy Names*	H	W	4-3
Holy Names*	H	L	2-3
Holy Names*	H	W	11-1
Grand Canyon*	H	W	8-1
Grand Canyon*	H	W	3-1
Grand Canyon*	H	W	4-3
Grand Canyon*	H	L	10-11
Fresno Pacific*	A	L	2-6
Fresno Pacific*	A	W	7-5
Fresno Pacific*	A	L	1-3
Fresno Pacific*	A	L	2-12
California Baptist*	H	L	3-6
California Baptist*	H	W	12-4
California Baptist*	H	L	5-8
California Baptist*	H	W	3-1
Grand Canyon*	A	W	5-4 (10)
Grand Canyon*	A	W	4-1 (10)
Grand Canyon*	A	W	5-2
Grand Canyon\$	H	L	3-12
Chico State\$	H	L	0-1

\* - Pacific West Conference game  
\$ - NCAA West Regional game

2014			
<b>Overall: 36-17 PacWest: 26-6</b>			
<b>Home: 22-5 Away: 13-10 Neutral: 1-2</b>			
<b>Head Coach: Chris Pfatenhauer</b>			
OPPONENT	H/A/N	W/L	Score
Cal Poly Pomona	A	L	1-3
Cal Poly Pomona	A	L	0-12
Cal Poly Pomona	A	L	5-6 (10)
Colorado Mesa	A	L	8-9
Colorado Mesa	A	L	0-2
Colorado Mesa	A	L	0-1
Colorado Mesa	A	L	5-7
Montana State Billings	H	W	2-1
Montana State Billings	H	W	6-4
Montana State Billings	H	L	4-5
Montana State Billings	H	W	9-3
California Baptist*	A	L	3-8
California Baptist*	A	W	9-6
California Baptist*	A	W	4-2 (8)
California Baptist*	A	W	5-4 (12)
Saint Martin's	H	W	9-6
Saint Martin's	H	W	6-3
Saint Martin's	H	L	3-14
Saint Martin's	H	W	17-3
Academy of Art*	A	W	6-4
Academy of Art*	A	W	7-1
Academy of Art*	A	L	6-7
Academy of Art*	A	W	10-5
Holy Names*	A	W	8-2
Holy Names*	A	W	6-0
Holy Names*	A	W	6-1
Holy Names*	A	W	5-4
Hawai'i Pacific*	H	W	6-3
Hawai'i Pacific*	H	W	4-2
Hawai'i Pacific*	H	W	8-7 (10)
Hawai'i Pacific*	H	W	6-3
Hawai'i Hilo*	H	W	12-1
Hawai'i Hilo*	H	W	8-4
Hawai'i Hilo*	H	W	6-1
Hawai'i Hilo*	H	W	6-3
Azusa Pacific*	H	L	9-12
Azusa Pacific*	H	W	12-4
Azusa Pacific*	H	W	12-11 (9)
Azusa Pacific*	H	L	2-5
Cal State Los Angeles	H	W	17-9
Cal State Los Angeles	H	W	7-0
Cal State Los Angeles	H	W	11-0
Point Loma Nazarene*	A	W	5-1
Point Loma Nazarene*	A	L	5-6 (11)
Point Loma Nazarene*	A	W	6-4
Point Loma Nazarene*	A	W	4-3
Fresno Pacific*	H	W	7-3
Fresno Pacific*	H	W	11-1
Fresno Pacific*	H	W	8-4
Fresno Pacific*	H	L	9-15
Chico State\$	N	L	4-5
Sonoma State\$	N	W	6-5
California Baptist\$	N	L	2-5

\* - Pacific West Conference game  
\$ - NCAA West Regional game

2015			
<b>Overall: 32-19 PacWest: 24-8</b>			
<b>Home: 16-12 Away: 15-5 Neutral: 1-2</b>			
<b>Head Coach: Chris Pfatenhauer</b>			
OPPONENT	H/A/N	W/L	Score
Cal Poly Pomona	H	L	2-10
Cal Poly Pomona	H	L	2-4
Cal Poly Pomona	H	L	4-10
Cal Poly Pomona	H	L	4-6
Colorado Mesa	H	L	5-14
Colorado Mesa	H	L	5-10
Colorado Mesa	H	L	2-3 (8)
Colorado Mesa	H	W	7-6
Montana State Billings	H	W	9-5
Montana State Billings	H	W	7-0
Montana State Billings	H	W	3-2
Minot State	H	W	9-0
Hawai'i Hilo*	A	W	16-3
Hawai'i Hilo*	A	W	2-1
Hawai'i Hilo*	A	W	9-2
Hawai'i Hilo*	A	W	5-0
Hawai'i Pacific*	A	W	5-2
Hawai'i Pacific*	A	W	7-5 (10)
Hawai'i Pacific*	A	W	9-4
Hawai'i Pacific*	A	L	2-8
Holy Names*	H	W	11-9
Holy Names*	H	W	9-3
Holy Names*	H	W	10-3
Holy Names*	H	W	6-2
Academy of Art*	H	W	21-3
Academy of Art*	H	W	6-1
Academy of Art*	H	W	11-4
Academy of Art*	H	W	10-6
Fresno Pacific*	A	W	8-2
Fresno Pacific*	A	W	7-5 (13)
Fresno Pacific*	A	W	1-0
Fresno Pacific*	A	W	3-1
California Baptist*	H	W	9-4
California Baptist*	H	L	1-10
California Baptist*	H	L	9-11
California Baptist*	H	L	2-8
Saint Martin's	A	L	3-4
Saint Martin's	A	W	6-5
Saint Martin's	A	W	3-1
Saint Martin's	A	L	3-4
Azusa Pacific*	A	W	8-7 (10)
Azusa Pacific*	A	L	4-12
Azusa Pacific*	A	L	5-15
Azusa Pacific*	A	W	8-5
Point Loma Nazarene*	H	L	7-8
Point Loma Nazarene*	H	W	20-9
Point Loma Nazarene*	H	W	5-2
Point Loma Nazarene*	H	L	1-8
California Baptist\$	N	L	1-2
Cal Poly Pomona\$	N	W	2-1
UC San Diego\$	N	L	0-7

\* - Pacific West Conference game  
\$ - NCAA West Regional game



# 2019 DIXIE STATE BASEBALL

## ALL-TIME RESULTS (NCAA DIVISION II ERA)

### 2016

Overall: 40-14 PacWest: 26-10

Home: 24-6 Away: 14-7 Neutral: 2-1

Head Coach: Chris Pfatenhauer

OPPONENT	H/A/N	W/L	Score
Cal State San Bernardino	H	W	5-3
Cal State San Bernardino	H	W	8-2
Cal State San Bernardino	H	W	14-2
Cal State San Bernardino	H	W	10-2
Northwest Nazarene	H	W	2-1
Montana State Billings	H	W	8-1
Northwest Nazarene	H	W	5-0
Montana State Billings	H	W	10-9 (10)
Minot State	H	W	11-6
Saint Martin's	H	W	9-6 (10)
Colorado Mesa	A	L	1-2 (10)
Colorado Mesa	A	L	4-5
Colorado Mesa	A	W	6-5
Colorado Mesa	A	W	13-12
California Baptist*	H	L	4-5 (10)
California Baptist*	H	L	2-12
California Baptist*	H	W	5-4 (8)
California Baptist*	H	L	5-13
Academy of Art*	A	W	6-3
Academy of Art*	A	W	5-1
Academy of Art*	A	W	13-2
Academy of Art*	A	W	8-5
Holy Names*	A	W	5-2
Holy Names*	A	L	3-5
Holy Names*	A	W	3-0
Holy Names*	A	W	10-6
Hawai'i Hilo*	H	W	11-5
Hawai'i Hilo*	H	W	20-6
Hawai'i Hilo*	H	W	4-3 (10)
Hawai'i Hilo*	H	W	4-0
Fresno Pacific*	H	W	9-6
Fresno Pacific*	H	W	15-3
Fresno Pacific*	H	W	10-1
Fresno Pacific*	H	W	9-4
Point Loma Nazarene*	A	L	3-8
Point Loma Nazarene*	A	L	5-7
Point Loma Nazarene*	A	W	5-2
Point Loma Nazarene*	A	W	4-0
Azusa Pacific*	H	L	4-6
Azusa Pacific*	H	L	1-8
Azusa Pacific*	H	W	9-6
Azusa Pacific*	H	W	7-6 (10)
Hawai'i Pacific*	H	W	4-3
Hawai'i Pacific*	H	W	11-4
Hawai'i Pacific*	H	W	10-2
Hawai'i Pacific*	H	L	4-6
Concordia-Irvine*	A	W	10-2
Concordia-Irvine*	A	L	4-5
Concordia-Irvine*	A	W	9-2
Concordia-Irvine*	A	W	5-4 (10)
Cal State Monterey Bay\$	N	L	3-6
Cal State East Bay\$	N	W	6-4
Cal State Monterey Bay\$	N	W	7-4
California Baptist\$	A	L	6-8

\* - Pacific West Conference game  
\$ - NCAA West Regional game

### 2017

Overall: 39-14-1 PacWest: 26-9-1

Home: 21-5 Away: 16-7-1 Neutral: 2-2

Head Coach: Chris Pfatenhauer

OPPONENT	H/A/N	W/L	Score
Cal State San Bernardino	A	W	9-6
Cal State San Bernardino	A	W	13-6
Cal State San Bernardino	A	W	5-4
Cal State San Bernardino	A	W	10-1
Colorado Mesa	H	L	8-10 (12)
Colorado Mesa	H	W	5-2
Colorado Mesa	H	L	2-13
Colorado Mesa	H	L	6-7
Concordia (OR)	H	W	17-0
Saint Martin's	H	W	4-2
Saint Martin's	H	W	10-3
Montana State Billings	H	W	6-0
Montana State Billings	H	W	12-8
Montana State Billings	H	W	5-0
Holy Names*	H	W	9-2
Holy Names*	H	L	9-12
Holy Names*	H	W	23-5
Holy Names*	H	W	7-3
Concordia-Irvine*	H	W	5-4
Concordia-Irvine*	H	W	12-4
Concordia-Irvine*	H	W	5-3
Concordia-Irvine*	H	L	5-11
California Baptist*	A	W	6-1
California Baptist*	A	W	14-12
California Baptist*	A	W	6-3
California Baptist*	A	L	9-10
Point Loma*	H	W	7-0
Point Loma*	H	W	11-3
Point Loma*	H	W	10-4
Point Loma*	H	W	8-7 (9)
Fresno Pacific*	A	L	4-8
Fresno Pacific*	A	W	5-1
Fresno Pacific*	A	L	3-4
Fresno Pacific*	A	L	5-9
Academy of Art*	H	W	12-3
Academy of Art*	H	W	11-0
Academy of Art*	H	W	5-0
Academy of Art*	H	W	6-2
Hawai'i Pacific*	A	W	11-4
Hawai'i Pacific*	A	L	1-2
Hawai'i Pacific*	A	W	5-2
Hawai'i Pacific*	A	T	8-8 (5)
Hawai'i Hilo*	A	W	17-4
Hawai'i Hilo*	A	W	9-5
Hawai'i Hilo*	A	W	12-4
Hawai'i Hilo*	A	W	4-0
Azusa Pacific*	A	W	6-4
Azusa Pacific*	A	L	0-2
Azusa Pacific*	A	L	1-4
Azusa Pacific*	A	W	4-3
UC San Diego\$	N	L	2-5
Cal Poly Pomona\$	N	W	6-5 (10)
California Baptist\$	N	W	14-5
UC San Diego\$	A	L	6-8

\* - Pacific West Conference game  
\$ - NCAA West Regional game

### 2018

Overall: 25-25 PacWest: 21-19

Home: 17-9 Away: 8-16 Neutral: 0-0

Head Coach: Chris Pfatenhauer

OPPONENT	H/A/N	W/L	Score
Montana State Billings	H	W	12-11
Montana State Billings	H	L	7-15
Cal State San Bernardino	H	W	9-8 (11)
Montana State Billings	H	L	11-14
Cal State San Bernardino	H	W	4-2
Cal State San Bernardino	H	W	12-2 (7)
Colorado Mesa	A	L	5-14
Colorado Mesa	A	L	2-5
Colorado Mesa	A	L	0-1
Colorado Mesa	A	L	3-5
Point Loma*	A	L	4-9
Point Loma*	A	L	1-2
Point Loma*	A	W	12-9 (10)
Point Loma*	A	L	0-3
Azusa Pacific*	H	L	7-13
Azusa Pacific*	H	L	2-8
Azusa Pacific*	H	W	14-3
Azusa Pacific*	H	L	9-14
Academy of Art*	A	L	3-4
Academy of Art*	A	L	4-5
Academy of Art*	A	L	2-3
Academy of Art*	A	L	4-11
Holy Names*	A	W	8-2
Holy Names*	A	W	7-0
Holy Names*	A	W	5-3
Holy Names*	A	L	1-5 (13)
Hawai'i Pacific*	H	W	5-4 (11)
Hawai'i Pacific*	H	W	9-5
Hawai'i Pacific*	H	L	6-12
Hawai'i Pacific*	H	W	17-4
Hawai'i Hilo*	H	W	9-5
Hawai'i Hilo*	H	W	14-12
Hawai'i Hilo*	H	W	13-5
Hawai'i Hilo*	H	L	3-6
Fresno Pacific*	H	W	13-3
Fresno Pacific*	H	W	6-5
Fresno Pacific*	H	L	3-12
Fresno Pacific*	H	W	7-5
Biola*	A	W	8-3
Biola*	A	L	3-13
Biola*	A	W	9-8
Biola*	A	L	5-18
Concordia-Irvine*	A	W	8-1
Concordia-Irvine*	A	L	4-5
Concordia-Irvine*	A	L	5-6
Concordia-Irvine*	A	W	6-5
California Baptist*	H	W	8-7
California Baptist*	H	L	3-13
California Baptist*	H	W	9-8
California Baptist*	H	W	15-13

\* - Pacific West Conference game



## ALL-TIME SERIES HISTORY (NCAA DIVISION II ERA)

ACADEMY OF ART			ARIZONA CHRISTIAN			BIOLA UNIVERSITY					
<b>Overall Series: 44-8</b>			<b>Overall Series: 4-0</b>			<b>Overall Series: 2-6</b>					
<b>First Meeting: 2009</b>			<b>First Meeting: 2011</b>			<b>First Meeting: 2007</b>					
<b>Last Meeting: 2018</b>			<b>Last Meeting: 2011</b>			<b>Last Meeting: 2018</b>					
<b>H: 26-2/A: 18-6/N: 0-0</b>			<b>H: 4-0/A: 0-0/N: 0-0</b>			<b>H: 0-3/A: 2-3/N: 0-0</b>					
3-16-09	W	13-0	H	4-29-11	W	6-4	H	2-1-07	L	3-9	H
3-16-09	W	10-0	H	4-29-11	W	18-6	H	2-2-07	L	7-14	H
3-17-09	W	14-5	H	4-30-11	W	14-7	H	2-3-07	L	3-7	H
3-17-09	W	15-1	H	4-30-11	W	14-2	H	3-14-07	L	4-8	A
3-5-10	W	9-2	A	<b>AZUSA PACIFIC</b>			4-19-18	W	8-3	A	
3-5-10	W	17-4	A	<b>Overall Series: 15-19</b>			4-20-18	L	3-13	A	
3-6-10	W	3-1	A	<b>First Meeting: 2007</b>			4-20-18	W	9-8	A	
3-6-10	W	8-2	A	<b>Last Meeting: 2018</b>			4-21-18	L	5-18	A	
3-26-10	W	5-2	H	<b>H: 6-10/A: 9-9/N: 0-0</b>			<b>CALIFORNIA BAPTIST</b>				
3-26-10	W	17-4	H	3-12-07	W	11-4	A	<b>Overall Series: 21-20</b>			
3-27-10	W	17-3	H	3-13-07	L	6-8	A	<b>First Meeting: 2008</b>			
3-27-10	W	5-2	H	3-10-08	W	5-2	A	<b>Last Meeting: 2018</b>			
2-25-11	W	13-7	A	3-11-08	L	9-10	A	<b>H: 13-12/A: 7-6/N: 1-2</b>			
2-25-11	L	5-6	A	3-17-08	L	8-16	H	3-18-08	L	6-13	H
2-26-11	W	9-2	A	3-18-08	L	14-22	H	3-19-08	W	15-4	H
2-26-11	W	10-0	A	2-2-09	L	8-12	A	3-19-08	W	2-0	H
3-4-11	W	12-3	H	2-3-09	L	1-8	A	3-30-10	W	12-4	H
3-4-11	L	9-11	H	2-7-11	W	2-1	H	3-31-10	W	9-8 (10)	H
3-5-11	W	13-9	H	2-8-11	L	5-7	H	2-24-12	L	2-8	A
3-5-11	W	6-5 (8)	H	3-29-13	W	12-8	A	2-24-12	L	2-15	A
2-9-12	W	10-6	A	3-29-13	W	7-1	A	2-25-12	L	0-7	A
2-9-12	W	9-3	A	3-30-13	L	8-9	A	2-25-12	W	8-4	A
2-10-12	W	5-1	A	3-30-13	W	4-1	A	4-20-12	L	4-5	H
2-10-12	W	2-1	A	4-3-14	L	9-12	H	4-20-12	W	11-9	H
3-22-12	W	3-2	H	4-4-14	W	12-4	H	4-21-12	W	13-0	H
3-22-12	L	2-3 (8)	H	4-4-14	W	12-11 (9)	H	4-21-12	L	5-8	H
3-23-12	W	8-1	H	4-5-14	L	2-5	H	4-25-13	L	3-6	H
3-23-12	W	18-4	H	4-23-15	W	8-7 (12)	A	4-26-13	W	12-4	H
3-22-13	W	6-2	H	4-24-15	L	4-12	A	4-26-13	L	5-8	H
3-22-13	W	5-2	H	4-24-15	L	5-15	A	4-27-13	W	3-1	H
3-23-13	W	6-0	H	4-25-15	W	8-5	A	2-26-14	L	3-8	A
3-23-13	W	4-2	H	4-14-16	L	4-6	H	2-27-14	W	9-6	A
3-10-14	W	6-4	A	4-15-16	L	1-8	H	2-27-14	W	4-2 (8)	A
3-10-14	W	7-1	A	4-15-16	W	9-6	H	3-1-14	W	5-4 (12)	A
3-11-14	L	6-7	A	4-16-16	W	7-6 (10)	H	5-17-14	L	2-5	N
3-11-14	W	10-5	A	5-8-17	W	6-4	A	4-9-15	W	9-4	H
3-27-15	W	21-3	H	5-9-17	L	0-2	A	4-10-15	L	1-10	H
3-27-15	W	6-1	H	5-9-17	L	1-4	A	4-10-15	L	9-11	H
3-28-15	W	11-4	H	5-10-17	W	4-3	A	4-11-15	L	2-8	H
3-28-15	W	10-6	H	3-1-18	L	7-13	H	5-14-15	L	1-2	N
3-14-16	W	6-3	A	3-1-18	L	2-8	H	3-3-16	L	4-5 (10)	H
3-14-16	W	5-1	A	3-2-18	W	14-3	H	3-4-16	L	2-12	H
3-15-16	W	13-2	A	3-3-18	L	9-14	H	3-4-16	W	5-4 (8)	H
3-15-16	W	8-5	A					3-5-16	L	5-13	H
4-6-17	W	12-3	H					5-21-16	L	6-8	A
4-7-17	W	11-0	H					3-16-17	W	6-1	A
4-7-17	W	5-0	H					3-17-17	W	14-12	A
4-8-17	W	6-2	H					3-17-17	W	6-3	A
4-10-18	L	3-4	A					3-18-17	L	9-10	A
4-11-18	L	4-5	A					5-20-17	W	14-5	N
4-11-18	L	2-3	A					5-8-18	W	8-7	H
4-12-18	L	4-11	A					5-9-18	L	3-13	H
								5-10-18	W	9-8	H
								5-10-18	W	15-13	H



# 2019 DIXIE STATE BASEBALL

## ALL-TIME SERIES HISTORY (NCAA DIVISION II ERA)

### CAL POLY POMONA

Overall Series: 7-7

First Meeting: 2007

Last Meeting: 2017

H: 1-4/A: 4-3/N: 2-0

2-11-07	W	12-6	H
3-28-08	W	6-4	A
3-29-08	W	5-4	A
3-29-08	W	7-4	A
3-30-08	W	5-3	A
2-7-14	L	1-3	A
2-8-14	L	0-12	A
2-9-14	L	5-6 (10)	A
2-6-15	L	2-10	H
2-7-15	L	2-4	H
2-7-15	L	4-10	H
2-8-15	L	4-6	H
5-15-15	W	2-1	N
5-19-17	W	6-5 (10)	N

### CAL STATE DOMINGUEZ HILLS

Overall Series: 2-2

First Meeting: 2009

Last Meeting: 2009

H: 2-2/A: 0-0/N: 0-0

4-2-09	L	6-10	H
4-3-09	W	4-1	H
4-3-09	L	5-7	H
4-4-09	W	9-6	H

### CAL STATE EAST BAY

Overall Series: 1-0

First Meeting: 2016

Last Meeting: 2016

H: 0-0/A: 0-0/N: 1-0

5-20-16	W	6-4	N
---------	---	-----	---

### CAL STATE LOS ANGELES

Overall Series: 9-3

First Meeting: 2007

Last Meeting: 2014

H: 6-2/A: 3-1/N: 0-0

2-8-07	L	2-5	H
5-4-12	W	8-7	H
5-5-12	L	0-6	H
5-5-12	W	8-7	H
5-6-12	W	5-4	H
2-9-13	W	14-10	A
2-9-13	L	0-4	A
2-10-13	W	21-18	A
2-10-13	W	6-0	A
4-18-14	W	17-9	H
4-18-14	W	7-0	H
4-19-14	W	11-0	H

### CAL STATE MONTEREY BAY

Overall Series: 1-1

First Meeting: 2016

Last Meeting: 2016

H: 0-0/A: 0-0/N: 1-1

5-19-16	L	3-6	N
5-21-16	W	7-4	N

### CAL STATE SAN BERNARDINO

Overall Series: 14-4

First Meeting: 2007

Last Meeting: 2018

H: 9-2/A: 5-2/N: 0-0

2-9-07	L	8-10 (10)	H
2-14-09	L	5-6 (11)	A
2-14-09	W	13-5	A
2-15-09	L	5-9	A
2-11-11	W	3-1	H
2-11-11	L	1-3	H
2-12-11	W	6-2 (10)	H
2-5-16	W	5-3	H
2-6-16	W	8-2	H
2-6-16	W	14-2	H
2-7-16	W	10-2	H
2-3-17	W	9-6	A
2-4-17	W	13-6	A
2-4-17	W	5-4	A
2-5-17	W	10-1	A
2-9-18	W	9-8 (11)	H
2-10-18	W	4-2	H
2-11-18	W	12-2 (7)	H

### CENTRAL WASHINGTON

Overall Series: 7-4

First Meeting: 2008

Last Meeting: 2009

H: 7-1/A: 0-3/N: 0-0

2-16-08	W	2-0	H
2-16-08	W	15-11	H
2-17-08	W	4-1	H
2-17-08	L	4-5	H
4-19-08	L	7-10	A
4-20-08	L	5-12	A
4-20-08	L	7-10	A
2-18-09	W	6-2	H
2-18-09	W	16-4	H
2-19-09	W	12-2	H
2-19-09	W	9-8	H

### CHICO STATE

Overall Series: 1-5

First Meeting: 2007

Last Meeting: 2014

H: 0-2/A: 0-0/N: 1-3

2-9-07	L	4-7	H
5-18-12	L	1-5	N
5-19-12	W	3-1	N
5-20-12	L	3-7	N
5-17-13	L	0-1	H
5-15-14	L	4-5	N

### COLORADO CHRISTIAN

Overall Series: 4-0

First Meeting: 2007

Last Meeting: 2007

H: 4-0/A: 0-0/N: 0-0

2-16-07	W	11-4	H
2-16-07	W	14-1	H
2-17-07	W	15-1	H
2-17-07	W	4-2	H

### COLORADO MESA

Overall Series: 14-25

First Meeting: 2008

Last Meeting: 2018

H: 9-11/A: 5-14/N: 0-0

2-8-08	L	7-8	H
2-9-08	W	6-1	H
2-9-08	W	9-4	H
2-10-08	W	10-2	H
2-23-09	L	0-5	A
3-3-09	W	12-6	H
3-3-09	L	4-12 (8)	H
2-5-10	W	11-10	H
2-5-10	W	7-2	H
4-27-10	W	16-2	A
4-27-10	L	3-5	A
4-28-10	W	7-2	A
4-28-10	L	11-12	A
2-18-11	L	5-9	H
2-18-11	L	0-4	H
4-26-11	W	5-4	A
4-26-11	L	3-10	A
3-13-12	W	6-1	H
3-13-12	L	0-4	H
2-14-14	L	8-9	A
2-15-14	L	0-2	A
2-15-14	L	0-1	A
2-16-14	L	5-7	A
2-13-15	L	5-14	H
2-14-15	L	5-10	H
2-14-15	L	2-3 (8)	H
2-15-15	W	7-6	H
2-26-16	L	1-2 (10)	A
2-27-16	L	4-5	A
2-27-16	W	6-5	A
2-28-16	W	13-12	A
2-10-17	L	8-10 (12)	H
2-10-17	W	5-2	H
2-11-17	L	2-13	H
2-12-17	L	6-7	H
2-16-18	L	5-14	A
2-17-18	L	2-5	A
2-17-18	L	0-1	A
2-18-18	L	3-5	A

### COLORADO SCHOOL OF MINES

Overall Series: 1-1

First Meeting: 2007

Last Meeting: 2007

H: 0-0/A: 1-1/N: 0-0

4-11-07	L	11-12	A
4-11-07	W	6-3	A



## ALL-TIME SERIES HISTORY (NCAA DIVISION II ERA)

<b>CONCORDIA-IRVINE</b>				5-1-08	L	3-9	H	3-23-10	W	7-5	H
Overall Series: 8-4				5-2-08	W	6-2	H	3-24-10	W	11-8	H
First Meeting: 2016				3-6-09	W	7-0	A	4-12-10	L	2-4	A
Last Meeting: 2018				3-7-09	L	1-5	A	4-12-10	L	2-4	A
H: 3-1/A: 5-3/N: 0-0				3-7-09	L	4-12	A	4-13-10	W	8-3	A
4-29-16	W	10-2	A	3-8-09	W	10-8 (10)	A	4-13-10	L	1-5	A
4-30-16	L	4-5	A	4-23-09	W	9-1	H	4-14-10	L	4-5	A
4-30-16	W	9-2	A	4-24-09	W	9-4	H	3-20-11	W	9-4	H
5-1-16	W	5-4 (10)	A	4-24-09	W	16-1	H	3-20-11	W	13-6	H
3-10-17	W	5-4	H	4-25-09	W	15-4	H	3-21-11	W	11-3	H
3-11-17	W	12-4	H	5-7-09	W	20-7	H	3-22-11	W	9-3	H
3-11-17	W	5-3	H	5-9-09	W	9-8	H	3-22-11	W	14-3	H
3-12-17	L	11-5	H	2-19-10	L	2-4	A	4-11-11	W	1-0 (12)	A
4-26-18	W	8-1	A	2-19-10	L	1-4	A	4-11-11	W	5-4	A
4-27-18	L	4-5	A	2-20-10	W	7-4	A	4-12-11	W	7-4	A
4-28-18	L	5-6	A	2-20-10	L	5-6	A	4-12-11	L	3-4	A
4-28-18	W	6-5	A	4-23-10	W	8-3	H	4-13-11	W	6-0	A
<b>FRESNO PACIFIC</b>				4-23-10	W	6-1	H	3-18-12	W	10-4	H
Overall Series: 16-8				4-24-10	W	8-5	H	3-18-12	W	14-1	H
First Meeting: 2013				4-24-10	L	7-11	H	3-19-12	L	7-8	H
Last Meeting: 2018				4-1-11	L	3-10	A	3-19-12	W	4-1	H
H: 10-2/A: 6-6/N: 0-0				4-1-11	L	4-6	A	4-16-12	L	1-5	A
4-19-13	L	2-6	A	4-2-11	W	4-2 (10)	A	4-16-12	W	4-3 (9)	A
4-19-13	W	7-5	A	4-2-11	W	9-4	A	4-17-12	L	3-6	A
4-20-13	L	1-3	A	4-21-11	W	6-2	H	4-17-12	W	4-2	A
4-20-13	L	2-12	A	4-21-11	W	5-2	H	3-10-13	W	15-0	A
5-1-14	W	7-3	H	4-22-11	L	4-7 (12)	H	3-10-13	W	2-1 (8)	A
5-2-14	W	11-1	H	4-22-11	W	6-1	H	3-11-13	W	5-1	A
5-2-14	W	8-4	H	2-17-12	W	7-2	A	3-27-13	L	4-7	N
5-3-14	L	9-15	H	2-17-12	L	3-4	A	3-29-14	W	12-1	H
4-2-15	W	8-2	A	2-18-12	W	13-4	A	3-29-14	W	8-4	H
4-3-15	W	7-5 (13)	A	2-18-12	W	3-2	A	3-30-14	W	6-1	H
4-3-15	W	1-0	A	4-26-12	W	8-7	H	3-30-14	W	6-3	H
4-4-15	W	3-1	A	4-27-12	L	1-3	H	3-10-15	W	16-3	A
3-31-16	W	9-6	H	4-27-12	L	5-12	H	3-10-15	W	2-1	A
4-1-16	W	15-3	H	4-28-12	W	10-0	H	3-11-15	W	9-2	A
4-1-16	W	10-1	H	4-11-13	W	8-1	H	3-11-15	W	5-0	A
4-2-16	W	9-4	H	4-12-13	W	3-1	H	3-28-16	W	11-5	H
3-30-17	L	4-8	A	4-12-13	W	4-3	H	3-28-16	W	20-6	H
3-31-17	W	5-1	A	4-13-13	L	10-11	H	3-29-16	W	4-3 (10)	H
3-31-17	L	3-4	A	5-3-13	W	5-4 (10)	A	3-29-16	W	4-0	H
4-1-17	L	5-9	A	5-3-13	W	4-1 (10)	A	4-25-17	W	17-4	A
4-5-18	W	13-3	H	5-4-13	W	5-2	A	4-25-17	W	9-5	A
4-6-18	W	6-5	H	5-16-13	L	3-12	H	4-26-17	W	12-4	A
4-6-18	L	3-12	H	<b>HAWA'I HILO</b>				4-26-17	W	4-0	A
4-7-18	W	7-5	H	Overall Series: 47-14				3-29-18	W	9-5	H
<b>GRAND CANYON</b>				First Meeting: 2009				3-30-18	W	14-12	H
Overall Series: 34-19				Last Meeting: 2018				3-31-18	W	13-5	H
First Meeting: 2007				H: 27-3/A: 20-10/N: 0-1				3-31-18	L	3-6	H
Last Meeting: 2013				3-27-09	W	9-8	H				
H: 18-8/A: 16-11/N: 0-0				3-28-09	W	28-9	H				
2-25-07	W	8-1	A	3-28-09	W	14-3	H				
2-25-07	L	3-6	A	3-29-09	L	11-12	H				
2-26-07	L	0-16	A	4-13-09	L	7-10	A				
2-27-08	L	6-8	A	4-13-09	L	1-6	A				
2-28-08	L	9-10	A	4-14-09	W	11-1	A				
2-28-08	W	9-5	A	4-14-09	L	2-3	A				
2-29-08	W	16-15	A	4-15-09	W	5-4	A				
4-30-08	W	23-8	H	3-22-10	W	9-1	H				
5-1-08	W	10-0	H	3-22-10	W	8-4	H				
				3-23-10	W	4-1	H				



# 2019 DIXIE STATE BASEBALL

## ALL-TIME SERIES HISTORY (NCAA DIVISION II ERA)

<b>HAWAII PACIFIC</b>				4-23-16	W	10-2	H	<b>MINOT STATE</b>			
<b>Overall Series: 39-27-1</b>				4-23-16	L	4-6	H	<b>Overall Series: 2-0</b>			
<b>First Meeting: 2007</b>				4-22-17	W	11-4	A	<b>First Meeting: 2015</b>			
<b>Last Meeting: 2018</b>				4-22-17	L	1-2	A	<b>Last Meeting: 2016</b>			
<b>H: 24-10/A: 15-17-1/N: 0-0</b>				4-23-17	W	5-2	A	<b>H: 2-0/A: 0-0/N: 0-0</b>			
4-27-07	W	6-2	A	4-23-17	T	8-8 (5)	A	2-21-15	W	9-0	H
4-27-07	W	13-3	A	3-24-18	W	5-4 (11)	H	2-19-15	W	11-6	H
4-28-07	L	1-2	A	3-24-18	W	9-5	H	<b>MONTANA STATE BILLINGS</b>			
4-28-07	W	6-5	A	3-25-18	L	6-12	H	<b>Overall Series: 22-5</b>			
4-29-07	L	11-12 (10)	A	3-26-18	W	17-4	H	<b>First Meeting: 2010</b>			
3-24-08	L	2-6	H	<b>HOLY NAMES</b>				<b>Last Meeting: 2018</b>			
3-24-08	L	3-5	H	<b>Overall Series: 20-4</b>				<b>H: 22-5/A: 0-0/N: 0-0</b>			
3-25-08	W	9-7	H	<b>First Meeting: 2013</b>				2-28-10	W	8-0	H
3-25-08	W	10-5	H	<b>Last Meeting: 2018</b>				2-28-10	W	15-3	H
3-23-09	W	13-8	H	<b>H: 10-2/A: 10-2/N: 0-0</b>				3-1-10	L	1-2	H
3-23-09	W	4-3	H	4-4-13	W	15-3	H	3-1-10	W	5-1	H
3-23-09	W	4-3	H	4-5-13	W	4-3	H	3-4-12	W	14-3	H
3-24-09	W	11-10	H	4-5-13	L	2-3	H	3-4-12	W	4-2	H
3-24-09	L	3-7	H	4-6-13	W	11-1	H	3-5-12	L	6-7	H
4-9-09	L	4-5	A	3-14-14	W	8-2	A	3-5-12	W	5-0	H
4-9-09	W	1-0	A	3-14-14	W	6-0	A	2-22-13	W	8-4	H
4-10-09	L	4-6	A	3-15-14	W	6-1	A	2-22-13	W	5-1	H
4-10-09	W	7-3	A	3-15-14	W	5-4	A	2-23-13	W	4-2	H
3-14-10	L	3-4 (8)	H	3-21-15	W	11-9	H	2-24-13	W	17-6	H
3-14-10	W	3-2	H	3-21-15	W	9-3	H	2-21-14	W	2-1	H
3-15-10	L	3-5	H	3-22-15	W	10-3	H	2-22-14	W	6-4	H
3-15-10	L	7-17	H	3-22-15	W	6-2	H	2-22-14	L	4-5	H
3-16-10	W	6-5	H	3-17-16	W	5-2	A	2-23-14	W	9-3	H
4-8-10	W	13-4	A	3-18-16	L	3-5	A	2-19-15	W	9-5	H
4-8-10	L	5-6	A	3-18-16	W	3-0	A	2-20-15	W	7-0	H
4-9-10	L	4-5	A	3-19-16	W	10-6	A	2-20-15	W	3-2	H
4-9-10	L	5-6	A	3-4-17	W	9-2	H	2-21-16	W	8-1	H
4-10-10	W	9-8 (11)	A	3-4-17	L	9-12	H	2-14-16	W	10-9 (10)	H
3-13-11	W	10-6	H	3-5-17	W	23-5	H	2-24-17	W	6-0	H
3-13-11	L	7-17	H	3-5-17	W	7-3	H	2-25-17	W	12-8	H
3-14-11	W	8-2	H	3-15-18	W	8-2	A	2-26-17	W	5-0	H
3-14-11	W	4-2	H	3-16-18	W	7-0	A	2-8-18	W	12-11	H
4-6-11	L	3-9	A	3-16-18	W	5-3	A	2-9-18	L	7-15	H
4-6-11	W	7-5 (11)	A	3-17-18	L	1-5 (13)	A	2-10-18	L	11-14	H
4-7-11	L	2-4	A	<b>LEWIS-CLARK STATE</b>				<b>NORTHWEST NAZARENE</b>			
4-7-11	L	0-3	A	<b>Overall Series: 4-9</b>				<b>Overall Series: 5-1</b>			
3-26-12	W	8-4	H	<b>First Meeting: 2007</b>				<b>First Meeting: 2007</b>			
3-26-12	W	5-4	H	<b>Last Meeting: 2009</b>				<b>Last Meeting: 2016</b>			
3-27-12	L	5-7	H	<b>H: 4-3/A: 0-6/N: 0-0</b>				<b>H: 4-1/A: 0-0/N: 1-0</b>			
3-27-12	W	6-2	H	4-5-07	L	9-13	A	2-23-07	W	15-6	N
4-13-12	L	1-2	A	4-6-07	L	5-12	A	3-20-07	W	2-1	H
4-13-12	W	12-11	A	4-7-07	L	2-9	A	3-20-07	W	10-3	H
4-14-12	L	5-6	A	3-7-08	L	3-4	A	3-21-07	L	2-4	H
4-14-12	W	1-0	A	3-8-08	L	11-12	A	2-12-16	W	2-1	H
3-13-13	L	0-7	A	3-9-08	L	6-19	A	2-13-16	W	5-0	H
3-14-13	L	0-8	A	4-4-08	L	7-18	H				
3-14-13	L	3-7	A	4-5-08	W	10--9	H				
3-15-13	W	5-2	A	4-6-08	W	7-6	H				
3-21-14	W	6-3	H	5-1-09	W	11-9	H				
3-21-14	W	4-2	H	5-2-09	L	11-21	H				
3-22-14	W	8-7 (10)	H	5-2-09	L	2-5	H				
3-22-14	W	6-3	H	5-3-09	W	9-8	H				
3-14-15	W	5-2	A								
3-14-15	W	7-5 (10)	A								
3-15-15	W	9-4	A								
3-15-15	L	2-8	A								
4-22-16	W	4-3	H								
4-22-16	W	11-4	H								



## ALL-TIME SERIES HISTORY (NCAA DIVISION II ERA)

<b>POINT LOMA NAZARENE</b> Overall Series: 14-12 First Meeting: 2010 Last Meeting: 2018 H: 8-4/A: 6-8/N: 0-0			<b>SONOMA STATE</b> Overall Series: 1-0 First Meeting: 2014 Last Meeting: 2014 H: 0-0/A: 0-0/N: 1-0				
2-12-10	L	3-11	A	5-16-14	W 6-5	N	
2-12-10	L	2-3	A				
3-2-13	W	4-1	H				
3-2-13	W	8-3	H				
3-4-13	L	3-16	H				
3-4-13	L	2-3	H				
4-25-14	W	5-1	A				
4-25-14	L	5-6 (11)	A	2-25-08	L	1-6	H
4-26-14	W	6-4	A	3-4-08	L	3-8	A
4-26-14	W	4-3	A				
5-1-15	L	7-8	H				
5-1-15	W	20-9	H				
5-2-15	W	5-2	H				
5-2-15	L	1-8	H				
4-8-16	L	3-8	A				
4-8-16	L	5-7	A	5-17-12	W	7-3	N
4-9-16	W	5-2	A	5-19-12	W	6-4	N
4-9-16	W	4-0	A	5-16-15	L	0-7	N
3-24-17	W	7-0	H	5-18-17	L	2-5	N
3-24-17	W	11-3	H	5-22-17	L	6-8	N
3-25-17	W	10-4	H				
3-25-17	W	8-7 (9)	H				
2-23-18	L	4-9	A				
2-23-18	L	1-2	A				
2-24-18	W	12-9 (10)	A				
2-24-18	L	0-3	A				
<b>PUERTO RICO-RIO PIEDRAS</b> Overall Series: 1-0 First Meeting: 2009 Last Meeting: 2009 H: 1-0/A: 0-0/N: 0-0			<b>UTAH STATE</b> Overall Series: 4-0 First Meeting: 2007 Last Meeting: 2007 H: 4-0/A: 0-0/N: 0-0				
5-6-09	W	24-8	H	3-30-07	W	12-2	H
			<b>UTAH VALLEY</b> Overall Series: 4-4 First Meeting: 2007 Last Meeting: 2008 H: 2-0/A: 2-4/N: 0-0				
<b>REGIS</b> Overall Series: 0-1 First Meeting: 2007 Last Meeting: 2007 H: 0-0/A: 0-1/N: 0-0			4-19-07	L	6-7	A	
4-10-07	L	12-15	A	4-20-07	L	4-14	A
			4-21-07	W	13-12	A	
			3-2-08	W	7-6 (11)	H	
			3-3-08	W	7-6	H	
			4-24-08	L	4-14	A	
			4-26-08	L	9-10	A	
			4-26-08	W	16-5	A	
<b>SAINT MARTIN'S</b> Overall Series: 8-3 First Meeting: 2014 Last Meeting: 2017 H: 6-1/A: 2-2/N: 0-0			<b>WEBER STATE</b> Overall Series: 4-0 First Meeting: 2007 Last Meeting: 2007 H: 4-0/A: 0-0/N: 0-0				
3-6-14	W	9-6	H	3-24-07	W	19-3	H
3-7-14	W	6-3	H	3-24-07	W	9-2	H
3-7-14	L	3-14	H	3-25-07	W	19-1	H
3-8-14	W	17-3	H	3-25-07	W	9-0	H
4-17-14	L	3-4	A				
4-18-14	W	6-5	A				
4-18-15	W	3-1	A				
4-19-15	L	3-4	A				
2-21-16	W	9-6 (10)	H				
2-18-17	W	4-2 (5)	H				
2-19-17	W	10-3	H				



## CONFERENCE HONOREES (NCAA DIVISION II ERA)

### CONFERENCE PLAYER OF THE YEAR

Brett Adams	PacWest	2010
Joe Andrade	PacWest	2012

### CONFERENCE PITCHER OF THE YEAR

Tyson Bailey	PacWest	2009
--------------	---------	------

### CONFERENCE DEFENSIVE PLAYER OF THE YEAR

Jake Davison	PacWest	2018
--------------	---------	------

### CONFERENCE FRESHMAN OF THE YEAR

Trey Kamachi	PacWest	2014
Dylan File	PacWest	2015

### CONFERENCE NEWCOMER OF THE YEAR

Kyle DiMartino	PacWest	2011
Tanner Morache	PacWest	2015
Mason Hilty	PacWest	2016

### CONFERENCE COACH OF THE YEAR

Mike Littlewood	PacWest	2009
Mike Littlewood	PacWest	2011
Chris Pfatenhauer	PacWest	2014
Chris Pfatenhauer	PacWest	2015

### ALL-PACIFIC WEST CONFERENCE TEAMS

#### 2009

Jimmy Dever	SS	First Team
Drew Oldfield	DH	First Team
Tyson Bailey	P	First Team
Todd Morlock	P	First Team
Alex Rosenhan	1B	Second Team
Aaron Friend	OF	Second Team
Brett Adams	OF	Second Team

#### 2010

Colton Yack	2B	First Team
Brett Adams	OF	First Team
Drew Oldfield	C	Second Team
Tony Nelson	3B	Second Team
Justin Prodan	P	Second Team
Todd Morlock	P	Second Team
Rhett Welsh	P	Second Team

#### 2011

Joe Andrade	C	First Team
Tyson Littlewood	1B	First Team
Mike Dedrick	P	First Team
Kyle DiMartino	P	First Team

#### 2012

Joe Andrade	C	First Team
Mike Dedrick	P	First Team
Colton Yack	2B	Second Team
Cedric Johnson	OF	Second Team
Garrett Nash	OF	Second Team
Mitch Manning	DH	Second Team

#### 2013

Colton Yack	2B	First Team
Mitch Manning	C	Second Team
Kevin Kline	1B	Second Team
Jordan Hanley	OF	Second Team
Cedric Johnson	OF	Second Team
Kris Kaplan	DH	Second Team
Josh Mooney	P	Second Team
Yuko Kata	3B	Third Team
Sam Friend	P	Third Team

### 2014

Tyler Blair	1B	First Team
Kevin Kline	DH	First Team
John Conquy	P	First Team
Evan Parker	P	First Team
Drew McLaughlin	2B	Second Team
Trey Kamachi	OF	Second Team
Ty Johnson	C	Third Team
Yuto Kata	3B	Third Team
Kris Kaplan	OF	Third Team

### 2015

Kevin Kline	1B	First Team
Drew McLaughlin	2B	First Team
Tanner Morache	SS	First Team
Evan Parker	P	First Team
Donald Glover	OF	Second Team
Yuto Kata	3B	Third Team

### 2016

Drew McLaughlin	2B	First Team
Tanner Morache	SS	First Team
Reece Lucero	C	Second Team
Miles Bice	OF	Second Team
Ryan Rodriguez	DH	Second Team
Mason Hilty	P	Second Team
Samuel Hall	1B	Third Team
Trey Kamachi	OF	Third Team
Dylan File	P	Third Team
Spencer Greer	P	Third Team

### 2017

Tyler Baker	SS	First Team
Trey Kamachi	OF	First Team
Drew McLaughlin	UT	First Team
Tyler Mildenberg	2B	First Team
Bryce Feist	3B	Second Team
Dylan File	P	Second Team
Mason Hilty	P	Second Team
Jake Davison	C	Third Team
Logan Porter	1B	Third Team

### 2018

Jake Davison	C	Third Team
Kyle Hoffman	3B	Third Team
Joe Raymond	UT	Third Team



## ALL-REGION / ALL-AMERICANS (NCAA ERA)

<p><b>2009</b> <b>BRETT ADAMS</b> All-Region ABCA/Rawlings Second Team</p> <p><b>TYSON BAILEY</b> All-Region NCBWA West Second Team ABCA/Rawlings Second Team</p>	<p><b>2013</b> <b>COLTON YACK</b> All-Region NCBWA West Second Team Daktronics West Second Team</p> <p><b>KEVIN KLINE</b> All-Region Daktronics West Second Team NCBWA West Honorable Mention</p>	<p><b>2016</b> <b>TANNER MORACHE</b> All-America ABCA/Rawlings Third Team NCBWA Honorable Mention</p> <p><b>All-Region</b> NCBWA West First Team D2CCA West First Team ABCA/Rawlings West First Team</p>	<p><b>MASON HILTY</b> All-Region D2CCA West Second Team NCBWA West Second Team ABCA/Rawlings West Second Team</p>
<p><b>2010</b> <b>BRETT ADAMS</b> All-America Daktronics Third Team All-Region Daktronics First Team</p>	<p><b>CEDRIC JOHNSON</b> All-Region NCBWA West Second Team</p> <p><b>JORDAN HANLEY</b> All-Region NCBWA West Honorable Mention</p>	<p><b>DREW McLAUGHLIN</b> All-Region NCBWA West First Team D2CCA West First Team ABCA/Rawlings West First Team</p> <p><b>REECE LUCERO</b> All-Region NCBWA West Honorable Mention D2CCA West First Team</p>	
<p><b>2011</b> <b>TYSON LITTLEWOOD</b> All-Region NCBWA West Second Team Daktronics West Second Team ABCA/Rawlings West Second Team College Baseball Lineup All-Star Team</p> <p><b>JOE ANDRADE</b> All-Region NCBWA West Honorable Mention ABCA/Rawlings West Second Team</p>	<p><b>MITCH MANNING</b> All-Region ABCA/Rawlings West Gold Glove Team</p> <p><b>2014</b> <b>TYLER BLAIR</b> All-Region NCBWA West First Team Daktronics West First Team</p> <p><b>JOHN CONQUY</b> All-Region NCBWA West Second Team Daktronics West Second Team</p>	<p><b>MASON HILTY</b> All-Region D2CCA West Second Team</p> <p><b>SPENCER GREER</b> All-Region D2CCA West Second Team</p> <p><b>JEROME HILL II</b> All-Region ABCA/Rawlings West Gold Glove Team</p>	
<p><b>KYLE DIMARTINO</b> All-Region NCBWA West Honorable Mention</p> <p><b>2012</b> <b>JOE ANDRADE</b> All-Region NCBWA West Second Team ABCA/Rawlings West Gold Glove Team</p> <p><b>MIKE DEDRICK</b> All-Region NCBWA West Honorable Mention</p>	<p><b>KEVIN KLINE</b> All-Region NCBWA West Second Team Daktronics West Second Team</p> <p><b>EVAN PARKER</b> All-Region NCBWA West Honorable Mention</p> <p><b>TREY KAMACHI</b> All-Region NCBWA West Honorable Mention</p>	<p><b>2017</b> <b>TREY KAMACHI</b> All-Region D2CCA West First Team NCBWA West First Team ABCA/Rawlings West First Team</p> <p><b>DREW McLAUGHLIN</b> All-Region D2CCA West First Team NCBWA West Second Team ABCA/Rawlings West First Team</p>	
<p><b>COLTON YACK</b> All-Region ABCA/Rawlings West Gold Glove Team</p> <p><b>AMMON ZITTING</b> All-Region ABCA/Rawlings West Gold Glove Team</p>	<p><b>2015</b> <b>EVAN PARKER</b> All-Region NCBWA West First Team</p> <p><b>KEVIN KLINE</b> All-Region NCBWA West Second Team</p> <p><b>TANNER MORACHE</b> All-Region NCBWA West Second Team</p> <p><b>DONALD GLOVER</b> All-Region Daktronics West Second Team</p>	<p><b>TYLER MILDENBERG</b> All-Region D2CCA West First Team NCBWA West First Team ABCA/Rawlings West First Team</p> <p><b>TYLER BAKER</b> All-Region D2CCA West Second Team NCBWA West Second Team ABCA/Rawlings West Second Team</p>	



# 2019 DIXIE STATE BASEBALL

## MAJOR LEAGUE BASEBALL DRAFT SELECTIONS (since 1976)

### JUNIOR COLLEGE ERA

1976

**JEFFREY WOLFE**  
RHP, 23rd Round  
California Angels

1988

**MARK TOLBERT**  
RHP, 24th Round  
Texas Rangers

1988

**WENDELL ZINK**  
3B, 38th Round  
Los Angeles Dodgers

1989

**MARK TOLBERT**  
RHP, 49th Round  
St. Louis Cardinals

1989

**MARK ROBERTS**  
SS, 50th Round  
Cincinnati Reds

1990

**MIKE JOLLEY**  
RHP, 39th Round  
St. Louis Cardinals

1990

**ROB PIERCE**  
RHP, 48th Round  
Oakland Athletics

1993

**JEREMY ROSS**  
RHP, 27th Round  
St. Louis Cardinals

1993

**TIM BRADLEY**  
RHP, 57th Round  
St. Louis Cardinals

1994

**JEREMY ROSS**  
RHP, 18th Round  
Florida Marlins

1994

**DUSTON ATKINSON**  
C, 59th Round  
St. Louis Cardinals

1995

**SKEETER ELLISON**  
OF, 24th Round  
Atlanta Braves

1995

**JEFF GARFF**  
RHP, 44th Round  
Minnesota Twins

### JUNIOR COLLEGE ERA

1996

**SCOTT HARRISON**  
LHP, 36th Round  
Seattle Mariners

1998

**MIKE GARGANO**  
RHP, 17th Round  
St. Louis Cardinals

1999

**RYAN PINI**  
OF, 6th Round  
San Francisco Giants

1999

**BRANDON LYON**  
RHP, 14th Round  
Toronto Blue Jays

1999

**JON NELSON**  
3B, 45th Round  
Seattle Mariners

2000

**DALLAS PALLARO**  
2B, 32nd Round  
St. Louis Cardinals

2000

**JUSTIN SHERMAN**  
RHP, 35th Round  
Florida Marlins

2001

**BEN FOX**  
LHP, 10th Round  
San Diego Padres

2001

**JON NELSON**  
3B, 26th Round  
Seattle Mariners

2001

**TREVOR HEID**  
OF, 34th Round  
Seattle Mariners

2002

**KYLE BOYER**  
SS, 4th Round  
St. Louis Cardinals

2002

**BRAD THOMPSON**  
RHP, 16th Round  
St. Louis Cardinals

2002

**TYSON OLSON**  
OF, 32nd Round  
Houston Astros

### JUNIOR COLLEGE ERA

2002

**WILLIAM SILVESTRI**  
RHP, 34th Round  
San Diego Padres

2002

**BROCK JACOBSEN**  
OF, 44th Round  
St. Louis Cardinals

2003

**JASON SNYDER**  
RHP, 17th Round  
Seattle Mariners

2003

**MATTHEW ELLIOT**  
RHP, 22nd Round  
Cleveland Indians

2003

**ZAC STOTT**  
RHP, 27th Round  
Cincinnati Reds

2003

**SKYLER SOUTHWICK**  
RHP, 38th Round  
Chicago Cubs

2003

**TREVOR HEID**  
OF, 39th Round  
Seattle Mariners

2003

**DAVID HORLACHER**  
RHP, 49th Round  
Cleveland Indians

2004

**MATT SPRING**  
C, 4th Round  
Tampa Bay Devil Rays

2004

**JOE WICE**  
LHP, 22nd Round  
Toronto Blue Jays

2004

**BRANDON KINTZLER**  
RHP, 40th Round  
San Diego Padres

2005

**CHAD POVICH**  
RHP, 30th Round  
Pittsburgh Pirates

2005

**BRADEN WELLS**  
OF, 32nd Round  
Los Angeles Angels of  
Anaheim

### JUNIOR COLLEGE ERA

2005

**NICK BEGHTOL**  
C, 41st Round  
Pittsburgh Pirates

2006

**COLT ADAMS**  
RHP, 18th Round  
Houston Astros

### NCAA DIVISION II ERA

2007

**CHAD POVICH**  
RHP, 42nd Round  
Boston Red Sox

2010

**DREW OLDFIELD**  
C, 40th Round  
Los Angeles Angels of  
Anaheim

2014

**BUBBA BLAU**  
RHP, 24th Round  
Milwaukee Brewers

2015

**PORTER CLAYTON**  
LHP, 19th Round  
Tampa Bay Rays

2017

**DYLAN FILE**  
RHP, 21st Round  
Milwaukee Brewers

2018

**TANNER HOWELL**  
RHP, 35th Round  
Minnesota Twins



## ALL-TIME EXTRA-INNING GAMES / MISCELLANEOUS RECORDS

### 2007 (0-2)

2/9 Cal State San Bernardino L 8-10 (10)  
4/29 at Hawai'i Pacific L 11-12 (10)

### 2008 (1-0)

3/2 at Utah Valley W 7-6 (11)

### 2009 (1-2)

2/14 at Cal State San Bernardino L 5-6 (11)  
3/3 Colorado Mesa L 4-12 (8)  
3/8 at Grand Canyon W 10-8 (10)

### 2010 (2-1)

3/14 Hawai'i Pacific L 3-4 (8)  
3/31 California Baptist W 9-8 (10)  
4/10 at Hawai'i Pacific W 9-8 (11)

### 2011 (5-1)

2/12 Cal State San Bernardino W 6-2 (10)  
3/5 Academy of Art W 6-5 (8)  
4/2 at Grand Canyon W 4-2 (10)  
4/6 at Hawai'i Pacific W 7-5 (11)  
4/11 at Hawai'i Hilo W 1-0 (12)  
4/22 Grand Canyon L 4-7 (12)

### 2012 (1-1)

3/22 Academy of Art L 2-3 (8)  
4/16 Hawai'i Hilo W 4-3 (9)

### 2013 (3-0)

3/10 at Hawai'i Hilo W 2-1 (8)  
5/3 at Grand Canyon W 5-4 (10)  
5/3 at Grand Canyon W 4-1 (10)

### 2014 (4-2)

2/9 at Cal Poly Pomona L 5-6 (10)  
2/27 at California Baptist W 4-2 (8)  
3/1 at California Baptist W 5-4 (12)  
3/22 Hawai'i Pacific W 8-7 (10)  
4/4 Azusa Pacific W 12-11 (9)  
4/25 at Point Loma L 5-6 (11)

### 2015 (3-1)

2/14 Colorado Mesa L 2-3 (8)  
3/14 at Hawai'i Pacific W 7-5 (10)  
4/3 at Fresno Pacific W 7-5 (13)  
4/23 at Azusa Pacific W 8-7 (12)

### 2016 (6-2)

2/14 Montana State Billings W 10-9 (10)  
2/21 Saint Martin's W 9-6 (10)  
2/26 at Colorado Mesa L 1-2 (10)  
3/3 California Baptist L 4-5 (10)  
3/4 California Baptist W 5-4 (8)  
3/29 Hawai'i Hilo W 4-3 (10)  
4/16 Azusa Pacific W 7-6 (10)  
5/1 at Concordia-Irvine W 5-4 (10)

### 2017 (2-1)

2/10 Colorado Mesa L 8-10 (12)  
3/25 Point Loma W 8-7 (9)  
5/19 vs. Cal Poly Pomona W 6-5 (10)

### 2018 (3-1)

2/9 Cal State San Bernardino W 9-8 (11)  
2/24 at Point Loma W 12-9 (10)  
3/17 at Holy Names L 1-5 (13)  
3/24 Hawai'i Pacific W 5-4 (11)

### EXTRA INNINGS BY THE NUMBERS

Overall Record: 31-14  
8-inning: 4-4 - (scheduled 7-inning game)  
9-inning: 3-0 - (scheduled 7-inning game)  
10-inning: 15-5  
11-inning: 5-2  
12-inning: 3-2  
13-inning: 1-1  
Home: 14-9  
Away: 16-5  
Neutral: 1-0

### OPENING DAY RECORD (7-5)

DATE	OPPONENT	H/A	W/L	SCORE
2/8/18	Montana State Billings	H	W	12-11
2/3/17	CS San Bernardino	A	W	9-6
2/5/16	CS San Bernardino	H	W	5-3
2/6/15	Cal Poly Pomona	H	L	2-10
2/7/14	Cal Poly Pomona	A	L	1-3
2/9/13	CS Los Angeles	A	W	14-10
2/9/12	Academy of Art	A	W	10-6
2/7/11	Azusa Pacific	H	W	2-1
2/5/10	Colorado Mesa	H	W	7-2
2/2/09	Azusa Pacific	A	L	8-12
2/8/08	Colorado Mesa	H	L	7-8
2/1/07	Biola University	H	L	3-9

### MOST VICTORIES

- 40 2016
- 39 2017
- 36 2014
- 35 2012
- 33 2009
- 32 2015, 2013, 2011
- 31 2010
- 25 2018, 2008, 2007

### LONGEST WIN/LOSS STREAKS

YEAR	WIN STREAK	LOSS STREAK
2018	4	6
2017	7	2 (3 times)
2016	10 (twice)	2 (4 times)
2015	13	7
2014	13	7
2013	8	3 (twice)
2012	5	3
2011	7	2 (3 times)
2010	13	4
2009	8	3
2008	6 (twice)	5
2007	8	6

### LONGEST WINNING STREAK

- 13 games (2015, 2014, 2010)
- 12 games (2015)
- 10 games (2016 x 2)
- 8 games (2013, 2009, 2007)
- 7 games (2017, 2011, 2007)

### LONGEST LOSING STREAK

- 7 games (2015, 2014)
- 6 games (2007, 2018)
- 5 games (2008, 2007)
- 4 games (2015, 2010, 2008 x 3, )
- 3 games (2013 x 2, 2012, 2010, 2009)

### LARGEST MARGIN OF VICTORY

- 19 DSU 28, Hawai'i Hilo 9 (3/28/09)
- 18 DSU 23, Holy Names 5 (3/5/17)
- 18 DSU 21, Academy of Art 3 (3/27/15)
- 18 DSU 19, Weber State 1 (3/25/07)
- 17 DSU 17, Concordia (OR) 0 (2/16/17)
- 16 DSU 16, UPR-Rio Piedras 8 (5/6/09)
- 16 DSU 19, Weber State 3 (3/24/07)
- 15 DSU 15, at Hawai'i Hilo 0 (3/10/13)
- 15 DSU 16, Grand Canyon 1 (4/24/09)
- 15 DSU 23, Grand Canyon 8 (4/30/08)
- 14 DSU 20, Hawai'i Hilo 6 (3/28/16)
- 14 DSU 17, Saint Martin's 3 (3/8/14)
- 14 DSU 18, Academy of Art 4 (3/23/14)
- 14 DSU 16, Colorado Mesa 2 (4/27/10)
- 14 DSU 17, Academy of Art 3 (3/27/10)
- 14 DSU 15, Academy of Art 1 (3/17/09)
- 14 DSU 15, Colorado Christian 1 (2/16/07)

### LARGEST MARGIN OF DEFEAT

- 16 at Grand Canyon 16, DSU 0 (2/26/07)
- 13 at Biola 18, DSU 5 (4/21/18)
- 13 Point Loma 16, DSU 3 (3/4/13)
- 13 at California Baptist 15, DSU 2 (2/24/12)
- 13 at Lewis-Clark State 19, DSU 6 (3/9/08)
- 12 at Cal Poly Pomona 12, DSU 0 (2/8/14)
- 11 Colorado Mesa 13, DSU 2 (2/11/17)
- 11 Saint Martin's 14, DSU 3 (3/7/14)
- 11 Lewis-Clark State 18, DSU 7 (4/4/08)
- 10 California Baptist 13, DSU 3 (5/9/18)
- 10 at Biola 13, DSU 3 (4/20/18)
- 10 California Baptist 12, DSU 2 (3/4/16)
- 10 at Azusa Pacific 15, DSU 5 (4/24/15)
- 10 at Fresno Pacific 12, DSU 2 (4/20/13)
- 10 Hawai'i Pacific 17, DSU 7 (3/13/11)
- 10 Hawai'i Pacific 17, DSU 7 (3/15/10)
- 10 Lewis-Clark State 21, DSU 11 (5/2/09)
- 10 at Utah Valley 14, DSU 4 (4/24/08)
- 10 at Utah Valley 14, DSU 4 (4/20/07)

### MOST RUNS SCORED

- 28 vs. Hawai'i Hilo (3/28/09)
- 24 vs. UPR-Rio Piedras (5/6/09)
- 23 vs. Holy Names (3/5/17)
- 23 vs. Grand Canyon (4/30/08)
- 21 vs. Academy of Art (3/27/15)
- 21 at Cal State Los Angeles (2/10/13)
- 20 vs. Hawai'i Hilo (3/28/16)
- 20 vs. Point Loma (5/1/15)
- 20 vs. Grand Canyon (5/7/09)
- 19 vs. Weber State (3/25/07)
- 19 vs. Weber State (3/24/07)

### MOST COMBINED RUNS SCORED

- 39 DSU 21, at Cal State LA 18 (2/10/13)
- 37 DSU 28, Hawai'i Hilo 9 (3/28/09)
- 36 DSU 14, Azusa Pacific 22 (3/18/08)
- 32 DSU 11, Lewis-Cark State 21 (5/2/09)
- 32 DSU 24, UPR-Rio Piedras 8 (5/6/09)
- 31 DSU 23, Grand Canyon 8 (4/30/08)
- 31 DSU 16, Grand Canyon 15 (2/29/08)
- 29 DSU 20, Point Loma 9 (5/1/15)
- 28 DSU 15, California Baptist 13 (5/10/18)
- 28 DSU 23, Holy Names 5 (3/5/17)

### RETIRED JERSEYS

Brandon Kintzler #3  
Brandon Lyon #9  
Brad Thompson #25



# 2019 DIXIE STATE BASEBALL

## SINGLE SEASON BATTING LEADERS

### BATTING AVERAGE

2018	.364	Gabe Taylor
2017	.393	Trey Kamachi
2016	.408	Drew McLaughlin
2015	.367	Tanner Morache
2014	.345	Tyler Blair
2013	.364	Cedric Johnson
2012	.384	Josh Hanley
2011	.348	Tyson Littlewood
2010	.423	Brett Adams
2009	.383	Aaron Friend
2008	.409	Kyle Pratt
2007	.420	Kyle Pratt

### AT BATS

2018	170	Jake Davison
2017	211	Trey Kamachi
2016	223	D. McLaughlin/T. Morache
2015	199	Tanner Morache
2014	203	Drew McLaughlin
2013	169	Jordan Hanley
2012	194	Joe Andrade
2011	155	Tyson Littlewood
2010	161	Colton Yack/Tony Nelson
2009	201	Brett Adams
2008	176	Kyle Pratt
2007	157	Kyle Pratt

### RUNS

2018	37	Logan Porter
2017	57	T. Kamachi/T. Mildenberg
2016	54	Drew McLaughlin
2015	50	Kevin Kline
2014	47	Drew McLaughlin
2013	40	Jordan Hanley
2012	42	Garrett Nash
2011	46	Tyson Littlewood
2010	53	Brett Adams
2009	61	Aaron Friend
2008	49	Kyle Pratt
2007	39	Kyle Pratt

### HITS

2018	60	Gabe Taylor
2017	83	Trey Kamachi
2016	91	Drew McLaughlin
2015	73	Tanner Morache
2014	67	Tyler Blair
2013	60	Jordan Hanley
2012	62	Joe Andrade
2011	54	Tyson Littlewood
2010	66	Brett Adams
2009	74	Jimmy Dever
2008	72	Kyle Pratt
2007	66	Kyle Pratt

### DOUBLES

2018	15	Logan Porter
2017	18	Logan Porter
2016	22	Tanner Morache
2015	15	Kevin Kline/Donald Glover
2014	20	Kevin Kline
2013	15	Kris Kaplan
2012	15	Joe Andrade
2011	16	Joe Andrade
2010	14	Brett Adams
2009	18	Brett Adams
2008	14	Brett Adams
2007	17	Kyle Pratt

### TRIPLES

2018	1	Taylor/Urban/Hoffman/Engel/Clifford
2017	5	Tyler Mildenberg
2016	3	McLaughlin/Morache/Mildenberg
2015	2	Four players
2014	2	Yuto Kata
2013	3	Garrett Nash
2012	2	Colton Yack/Garrett Nash
2011	3	Sam Friend
2010	5	Aaron Friend
2009	5	Aaron Friend
2008	3	Klint Anderson
2007	6	Jesse Stone

### HOME RUNS

2018	6	Logan Porter
2017	10	Logan Porter
2016	9	Samuel Hall
2015	7	Kevin Kline
2014	11	Tyler Blair
2013	6	Kevin Kline
2012	6	C. Johnson/T. Littlewood
2011	11	Tyson Littlewood
2010	17	Brett Adams
2009	19	Drew Oldfield
2008	10	Mark Rose
2007	10	Mark Rose

### RBI

2018	40	Logan Porter
2017	72	Logan Porter
2016	52	Samuel Hall
2015	45	Kevin Kline
2014	54	Kevin Kline
2013	40	Kevin Kline
2012	47	Joe Andrade
2011	51	Tyson Littlewood
2010	64	Brett Adams
2009	68	Drew Oldfield
2008	49	Kyle Pratt
2007	53	Kyle Pratt

### TOTAL BASES

2018	83	Logan Porter
2017	118	Logan Porter
2016	124	Drew McLaughlin
2015	100	Kevin Kline
2014	118	Tyler Blair
2013	88	Kevin Kline
2012	92	Joe Andrade
2011	99	Tyson Littlewood
2010	135	Brett Adams
2009	124	Jimmy Dever
2008	114	Kyle Pratt
2007	100	Kyle Pratt

### SLUGGING PERCENTAGE

2018	.519	Logan Porter
2017	.634	Logan Porter
2016	.610	Samuel Hall
2015	.543	Kevin Kline
2014	.608	Tyler Blair
2013	.579	Kevin Kline
2012	.480	Jordan Hanley
2011	.639	Tyson Littlewood
2010	.865	Brett Adams
2009	.626	Jimmy Dever
2008	.648	Kyle Pratt
2007	.683	Jesse Stone

### BASES ON BALLS

2018	41	Logan Porter
2017	33	Logan Porter
2016	31	Samuel Hall
2015	28	Yuto Kata
2014	28	Yuto Kata
2013	32	J. Hanley/M. Manning
2012	43	Yuto Kata
2011	37	Tyson Littlewood
2010	29	Brett Adams
2009	33	Drew Oldfield
2008	31	Klint Anderson
2007	23	Blake Mickelson

### ON BASE PERCENTAGE

2018	.480	Logan Porter
2017	.485	Logan Porter
2016	.462	Samuel Hall
2015	.417	Tanner Morache
2014	.504	Austin Bartleson
2013	.473	Cedric Johnson
2012	.470	Yuto Kata
2011	.475	Tyson Littlewood
2010	.515	Brett Adams
2009	.461	Drew Oldfield
2008	.485	Kyle Pratt
2007	.458	Kyle Pratt

### STOLEN BASES

2018	11	Jagun Leavitt
2017	22	Tyler Baker
2016	15	Drew McLaughlin
2015	10	Tanner Morache
2014	8	Yuto Kata
2013	13	Ryan Wescott
2012	8	Cedric Johnson
2011	8	Sam Friend
2010	12	Colton Yack
2009	15	Aaron Friend
2008	5	K. Anderson/B. Adams
2007	11	Jesse Stone

### STRIKEOUTS

2018	35	Alec Fletmetakis
2017	34	Reece Lucero
2016	42	Samuel Hall
2015	30	Zach Watts
2014	38	Tyler Blair
2013	34	Kris Kaplan
2012	42	Tyson Littlewood
2011	22	Tyson Littlewood
2010	44	Drew Oldfield
2009	51	Drew Oldfield
2008	26	Brett Adams
2007	34	Blake Mickelson



## SINGLE SEASON PITCHING LEADERS

### EARNED RUN AVERAGE

2018	3.52	Jack Gonzales
2017	3.06	Mason Hilty
2016	2.99	Dylan File
2015	2.63	Dylan File
2014	2.14	John Conquy
2013	2.08	Sam Friend
2012	3.55	Mike Dedrick
2011	4.03	Mike Dedrick
2010	3.61	Justin Prodan
2009	2.91	Tyson Bailey
2008	5.34	Kris Cichoski
2007	4.06	Chad Povich

### RUNS ALLOWED

2018	43	Jayden Murray
2017	32	Matt Mosca
2016	39	Dylan File
2015	46	Aaron Pope
2014	39	Chance Abrath
2013	40	M. Dedrick/B. Anderson
2012	43	Mike Derick
2011	57	James Mahler
2010	45	Preston Grimes
2009	58	Preston Grimes
2008	54	Cody Hansen
2007	54	Cody Hansen

### EARNED RUNS ALLOWED

2018	37	Jayden Murray
2017	30	Matt Mosca
2016	31	Mason Hilty
2015	41	Porter Clayton
2014	35	Chance Abrath
2013	33	Mike Dedrick
2012	35	Mike Dedrick
2011	42	James Mahler
2010	38	Preston Grimes
2009	54	Preston Grimes
2008	54	Cody Hansen
2007	47	Cody Hansen

### WINS

2018	6	Matt Mosca
2017	9	Mason Hilty
2016	10	Mason Hilty
2015	6	Dylan File
2014	8	John Conquy/Chance Abrath
2013	8	Austin Christiansen
2012	6	Mike Dedrick/Sam Friend
2011	7	James Mahler
2010	8	Justin Prodan
2009	7	Preston Grimes
2008	6	Kris Cichoski
2007	7	Chad Povich

### LOSSES

2018	5	Jayden Murray/Gabe Taylor
2017	3	Mason Hilty/Preston Hannay
2016	4	Chance Abrath
2015	5	Porter Clayton
2014	3	Kody Christoffersen/T. Stone
2013	5	Bryce Anderson
2012	5	Mike Dedrick
2011	4	James Mahler
2010	4	J. Prodan/P. Grimes
2009	5	Skyler Southwick
2008	5	Kris Cichoski
2007	5	C. Povich/S. Southwick

### SAVES

2018	6	Tanner Howell
2017	5	Tyler Burdett
2016	9	Spencer Greer
2015	13	Evan Parker
2014	13	Evan Parker
2013	10	Josh Mooney
2012	9	Daniel Zapata
2011	9	Daniel Zapata
2010	9	Todd Morlock
2009	7	Todd Morlock
2008	8	Nick Orgill
2007	1	Phil Finley

### APPEARANCES

2018	25	Brad Danzeisen
2017	20	Tyler Burdett/Sean Hardman
2016	27	Kolton Brost
2015	25	Jeremy Alderman
2014	25	Matt Hill
2013	19	Josh Mooney
2012	21	Daniel Zapata
2011	22	Kyle DiMartino
2010	19	Todd Morlock
2009	23	Todd Morlock
2008	21	Nick Orgill
2007	18	Ryan Lucero

### STARTS

2018	12	Matt Mosca/Jayden Murray
2017	14	Dylan File/Mason Hilty
2016	14	Dylan File
2015	13	Porter Clayton
2014	13	Chance Abrath
2013	13	Mike Dedrick
2012	15	Mike Dedrick
2011	12	Mike Dedrick/James Mahler
2010	13	Preston Grimes
2009	14	Skyler Southwick
2008	13	Cody Hansen
2007	12	Chad Povich

### COMPLETE GAMES

2018	1	Matt Mosca
2017	5	Mason Hilty
2016	1	File/Brost/Abrath
2015	1	Dylan File/John Conquy
2014	2	John Conquy
2013	2	Austin Christiansen
2012	2	B. Anderson/J. Mooney
2011	2	Troy Hunter/James Mahler
2010	8	Justin Prodan
2009	3	Skyler Southwick
2008	2	Cody Hansen
2007	7	Chad Povich

### INNINGS PITCHED

2018	64.2	Jayden Murray
2017	100.0	Mason Hilty
2016	90.1	Dylan File
2015	71.0	Porter Clayton
2014	80.0	John Conquy
2013	79.0	Mike Dedrick
2012	88.2	Mike Dedrick
2011	73.2	Mike Dedrick
2010	77.1	Justin Prodan
2009	82.0	Skyler Southwick
2008	64.0	Kris Cichoski
2007	74.1	Cody Hansen

### STRIKEOUTS

2018	48	Matt Mosca
2017	75	Dylan File
2016	74	Dylan File
2015	60	Porter Clayton
2014	56	John Conquy
2013	60	Mike Dedrick
2012	54	Mike Dedrick
2011	69	Mike Dedrick
2010	77	Justin Prodan
2009	59	Tyson Bailey
2008	50	Kris Cichoski
2007	56	Chad Povich

### HITS ALLOWED

2018	81	Jayden Murray
2017	84	Mason Hilty
2016	81	Dylan File
2015	77	Aaron Pope
2014	79	Chance Abrath
2013	73	Austin Christiansen
2012	81	Mike Dedrick
2011	82	Mike Dedrick
2010	88	Justin Prodan
2009	95	Preston Grimes
2008	84	Cody Hansen
2007	91	Cody Hansen

### BASES ON BALLS

2018	20	Gabe Taylor
2017	37	Dylan File
2016	30	Dylan File
2015	36	Porter Clayton
2014	26	Kody Christoffersen
2013	36	Mike Dedrick
2012	37	Mike Dedrick
2011	30	Mike Dedrick/James Mahler
2010	35	Preston Grimes
2009	34	Tyson Bailey/Preston Grimes
2008	28	Kris Cichoski
2007	28	Chad Povich



## INDIVIDUAL SINGLE GAME BATTING/PITCHING RECORDS

### AT BATS

1. 7, Drew McLaughlin at Hawai'i Hilo (4/25/17)
- 7, Drew McLaughlin vs. Colorado Mesa (2/10/17)
- 7, Jordan Hanley at Cal State LA (2/10/13)
- 7, Tanner Morache at Azusa Pacific (4/23/15)
- 5, 6, 91 times

### RUNS

1. 5, Aaron Friend vs. Grand Canyon (4/23/09)
- 5, Drew Oldfield vs. Hawai'i Hilo (3/28/09)
- 3, 4, 27 times

### HITS

1. 5, Tyler Mildenberg vs. Holy Names (3/5/17)
- 5, Quinn Boyer at Hawai'i Pacific (4/10/10)
- 5, Brett Adams at Utah Valley (4/26/08)
- 4, 7, 71 times

### RBI

1. 9, Drew Oldfield vs. Hawai'i Hilo (3/28/09)
- 7, Justin Jensen vs. Arizona Christian (4/30/11)
- 7, Brett Adams at Academy of Art (3/5/10)
- 4, 6, Jake Davison vs. Hawai'i Pacific (3/26/18)
- 6, Samuel Hall vs. Fresno Pacific (4/1/16)
- 6, Tanner Morache vs. Point Loma (5/1/15)
- 6, Kevin Kline vs. Saint Martin's (3/8/14)
- 6, Tyler Slesk vs. Academy of Art (3/23/12)
- 6, Drew Oldfield vs. Grand Canyon (4/25/09)
- 6, Lance Sundloff vs. Weber State (3/24/07)

### DOUBLES

1. 4, Brett Adams vs. Grand Canyon (4/30/08)
- 3, Kyle Hoffman vs. Hawai'i Hilo (3/30/18)
- 3, Logan Porter at Azusa Pacific (5/10/17)
- 3, Tanner Morache at Colorado Mesa (2/28/16)
- 3, Eric Bond vs. Hawai'i Hilo (3/22/11)
- 3, Tim Mott vs. CS Dominguez Hills (4/2/09)
- 3, Brett Adams vs. Hawai'i Hilo (3/28/09)
- 3, Kyle Pratt vs. Utah State (3/30/07)
- 9, 2, 87 times

### TRIPLES

1. 2, Garrett Nash vs. Hawai'i Pacific (3/26/12)

### HOME RUNS

1. 3, Aaron Friend vs. Grand Canyon (4/23/09)
- 3, Drew Oldfield vs. Hawai'i Hilo (3/28/09)
- 3, 2, 21 times

### TOTAL BASES

1. 14, Drew Oldfield vs. Hawai'i Hilo (3/28/09)
2. 13, Aaron Friend vs. Grand Canyon (4/23/09)
3. 11, Ryan Rodriguez vs. Concordia (OR) (2/16/17)
- 11, Joe Andrade at Grand Canyon (2/17/12)
5. 10, Tyler Mildenberg at CS San Bernardino (2/4/17)
- 10, Matt Rynearson at Utah Valley (4/26/08)
- 10, Lance Sundloff vs. Weber State (3/24/07)
- 8, 9, 11 times

### HIT FOR THE CYCLE

No one

### BASES ON BALLS

1. 4, Kyle Hoffman vs. California Baptist (5/10/18)
- 4, Jagun Leavitt vs. Hawai'i Pacific (3/24/18)
- 4, Alec Fletmetakis at Holy Names (3/17/18)
- 4, Trey Reineke vs. California Baptist (5/20/17)
- 4, Ammon Zitting vs. Hawai'i Hilo (3/21/11)
- 4, Cedric Johnson at Academy of Art (2/9/12)
- 7, 3, 47 times

### HIT BY PITCH

1. 3, Logan Porter vs. Hawai'i Pacific (3/26/18)
- 3, Kevin Kline at Hawai'i Pacific (3/15/13)
- 2, 2, 31 times

### STOLEN BASES

1. 3, Tyler Baker vs. Academy of Art (4/7/17)
- 3, Aaron Friend vs. Academy of Art (3/17/09)
- 3, 2, 50 times

### STRIKEOUTS

1. 4, Cam Gust at Azusa Pacific (4/24/15)
- 4, Kris Kaplan at Azusa Pacific (3/30/13)
- 4, Alex Rosenhan at Grand Canyon (5/9/09)
- 4, 3, 78 times

### INNINGS PITCHED

1. 9.0, 21 times

### MOST HITS

1. 14, Mike Dedrick at Grand Canyon (4/1/11)
- 14, Jayson Madson vs. Lewis-Clark St. (3/9/09)
- 14, Cody Hansen at Colorado Mines (4/11/07)
4. 13, Dylan File vs. Hawai'i Hilo (3/28/16)
- 13, Jordan Blanchard at Grand Canyon (4/1/11)
- 13, Lane Kirby at Hawai'i Hilo (4/14/10)
- 13, Cody Hansen at Biola (3/14/07)
- 8, 12, 10 times

### MOST RUNS

1. 11, James Mahler vs. Academy of Art (3/4/11)
- 11, Travis Stapp vs. Azusa Pacific (3/18/08)
3. 10, Mason Hilty at California Baptist (3/17/17)
- 10, John Conquy vs. California Baptist (4/10/15)
- 10, Kris Cichoski vs. California Baptist (3/18/08)
- 10, Ryan Lucero at Regis (4/10/07)
- 7, 8, 10 times

### MOST EARNED RUNS

1. 10, Mason Hilty at California Baptist (3/17/17)
2. 9, John Conquy vs. California Baptist (4/10/15)
- 9, Kort Christofferson at Colorado Mesa (2/14/14)
- 9, Mike Dedrick at Grand Canyon (4/1/11)
- 9, Ryan Lucero at Regis (4/10/07)
- 9, Skylar Southwick at Lewis-Clark St. (4/5/07)
- 7, 8, nine times

### MOST STRIKEOUTS

1. 15, Mike Dedrick at Academy of Art (2/26/11)
2. 13, Justin Prodan vs. Academy of Art (3/26/10)
3. 12, Chance Abrath vs. MSU Billings (2/23/14)
4. 11, Dylan File vs. MSU Billings (2/24/17)
- 11, Josh Mooney at Academy of Art (2/10/12)
- 11, Justin Prodan vs. Hawai'i Pacific (3/14/10)
- 11, Cody Hansen at Central Washington (4/19/08)
8. 10, Chance Abrath vs. MSU Billings (2/20/15)
- 10, Skylar Southwick vs. PR-Rio Piedras (5/6/09)
- 10, Tyson Bailey at Grand Canyon (3/6/09)

### MOST BASES ON BALLS

1. 8, Kris Cichoski vs. Central Washington (2/18/09)
2. 7, Porter Clayton at Azusa Pacific (4/25/15)
- 7, Sam Friend vs. Academy of Art (3/22/13)
- 7, Jason Holmes at Hawai'i Pacific (4/14/12)
- 7, Sam Friend vs. Hawai'i Pacific (3/13/11)
- 7, Preston Grimes at Hawai'i Hilo (4/13/10)
- 7, Preston Grimes at Grand Canyon (2/19/10)
- 8, 6, 12 times

### MOST WILD PITCHES

1. 4, Brayden Bonner at Biola (4/20/18)
- 4, James Mahler at Hawai'i Hilo (4/12/11)
- 4, James Mahler vs. Academy of Art (3/4/11)
4. 3, Chandler Greenfield at Point Loma (2/24/18)
- 3, Julian Burrola vs. Colorado Mesa (2/13/15)
- 3, Sam Friend vs. Point Loma (3/2/13)
- 3, Jason Holmes at Hawai'i Pacific (4/14/12)
- 3, Stefan Cantwell vs. Academy of Art (3/23/12)
- 3, Skyler Southwick vs. CS Dominguez Hills (4/2/09)
- 3, Phil Finley vs. Biola (2/2/07)

### MOST HIT BY PITCHES

1. 4, John Conquy vs. Fresno Pacific (5/2/14)
- 4, Skyler Southwick vs. Lewis-Clark St. (5/1/09)
- 4, Tyson Bailey at Hawai'i Pacific (4/9/09)
- 4, Kris Cichoski vs. Lewis-Clark St. (4/4/08)
- 4, Chad Povich at Lewis-Clark St. (4/7/07)
- 6, 3, 13 times

### NO-HITTERS

John Conquy at Fresno Pacific (7 inn. - 4/3/15)

### PERFECT GAMES

No one



## INDIVIDUAL SINGLE SEASON BATTING/FIELDING RECORDS

### BATTING AVERAGE (min. 150 AB)

1.	.423	Brett Adams	2010
2.	.420	Kyle Pratt	2007
3.	.409	Kyle Pratt	2008
4.	.408	Drew McLaughlin	2016
5.	.393	Trey Kamachi	2017
6.	.389	Drew McLaughlin	2017
7.	.386	Quinn Boyer	2010
8.	.383	Aaron Friend	2009
9.	.381	Tanner Morache	2016
10.	.377	Alex Rosenhan	2009

### SLUGGING PERCENTAGE (min. 150 AB)

1.	.865	Brett Adams	2010
2.	.774	Drew Oldfield	2009
3.	.648	Kyle Pratt	2008
4.	.639	Tyson Littlewood	2011
5.	.637	Kyle Pratt	2007
6.	.634	Logan Porter	2017
7.	.626	Jimmy Dever	2009
8.	.610	Samuel Hall	2016
9.	.608	Tyler Blair	2014
10.	.592	Drew Oldfield	2010

### GAMES PLAYED

1.	54	Miles Bice	2017
	54	Trey Kamachi	2017
	54	Logan Porter	2017
	54	Drew McLaughlin	2016
	54	Tanner Morache	2016
	54	Joe Andrade	2012
7.	53	Tyler Baker	2017
	53	Tyler Mildeberg	2017
	53	Samuel Hall	2016
	53	Jerome Hill II	2016
	53	Tyson Littlewood	2012
	53	Garrett Nash	2012
	53	Mitch Manning	2012

### GAMES STARTED

1.	54	Miles Bice	2017
	54	Trey Kamachi	2017
	54	Logan Porter	2017
	54	Drew McLaughlin	2016
	54	Tanner Morache	2016
6.	53	Tyler Baker	2017
	53	Samuel Hall	2016
	53	Joe Andrade	2012
9.	52	six times	

### AT BATS

1.	223	Drew McLaughlin	2016
	223	Tanner Morache	2016
3.	211	Trey Kamachi	2017
4.	207	Tyler Baker	2017
5.	203	Drew McLaughlin	2014
6.	201	Brett Adams	2009
7.	200	Kevin Kline	2014
8.	199	Tanner Morache	2015
9.	198	Jimmy Dever	2009
10.	195	Samuel Hall	2016

### RUNS

1.	61	Aaron Friend	2009
2.	57	Trey Kamachi	2017
	57	Tyler Mildeberg	2017
	57	Jimmy Dever	2009
5.	55	Tyler Baker	2017
6.	54	Drew McLaughlin	2016
7.	53	Tanner Morache	2016
	53	Brett Adams	2010
9.	52	Brett Adams	2009
10.	50	Kevin Kline	2015

### HITS

1.	91	Drew McLaughlin	2016
2.	85	Tanner Morache	2016
3.	83	Trey Kamachi	2017
4.	74	Drew McLaughlin	2017
	74	Jimmy Dever	2009
6.	73	Tanner Morache	2015
7.	72	Aaron Friend	2009
	72	Kyle Pratt	2008
9.	71	Brett Adams	2009
10	70	Logan Porter	2017

### DOUBLES

1.	22	Tanner Morache	2016
2.	21	Samuel Hall	2016
3.	20	Kevin Kline	2014
4.	18	Logan Porter	2017
	18	Tyler Blair	2014
	18	Brett Adams	2010
7.	17	Drew McLaughlin	2017
	17	Jimmy Dever	2009
	17	Kyle Pratt	2007
10.	16	Joe Andrade	2011
	16	Tim Mott	2009

### TRIPLES

1.	6	Jesse Stone	2007
2.	5	Tyler Mildeberg	2017
	5	Aaron Friend	2010
	5	Aaron Friend	2009
5.	4	Trey Kamachi	2017
6.	3	Garrett Nash	2013
	3	Sam Friend	2011
	3	Klint Anderson	2008
9.	2	20 times	

### HOME RUNS

1.	19	Drew Oldfield	2009
2.	17	Brett Adams	2010
3.	12	Drew Oldfield	2010
4.	11	Tyler Blair	2014
	11	Tyson Littlewood	2011
	11	Jimmy Dever	2009
7.	10	Logan Porter	2017
	10	Mark Rose	2008
	10	Mark Rose	2007
10.	9	Samuel Hall	2016
	9	Kris Kaplan	2014
	9	Brett Adams	2009
	9	Kyle Pratt	2008

### RBI

1.	72	Logan Porter	2017
2.	68	Drew Oldfield	2009
3.	64	Brett Adams	2010
4.	54	Kevin Kline	2014
	54	Jimmy Dever	2014
6.	53	Kyle Pratt	2007
7.	52	Samuel Hall	2016
8.	51	Tyson Littlewood	2011
9.	50	Brett Adams	2009
10.	49	Drew Oldfield	2010
	49	Kyle Pratt	2008

### TOTAL BASES

1.	135	Brett Adams	2010
2.	124	Drew McLaughlin	2016
	124	Jimmy Dever	2009
4.	120	Tanner Morache	2016
	120	Drew Oldfield	2009
6.	119	Samuel Hall	2016

7.	118	Logan Porter	2017
	118	Tyler Blair	2014
	118	Brett Adams	2009
10.	114	Kyle Pratt	2008

### BASES ON BALLS

1.	43	Yuto Kata	2012
2.	41	Logan Porter	2018
3.	37	Tyson Littlewood	2011
	33	Logan Porter	2017
	33	Cedric Johnson	2012
	33	Drew Oldfield	2009
7.	32	Mitch Manning	2013
	32	Jordan Hanley	2013
9.	31	Samuel Hall	2016
	31	Mitch Manning	2012
	31	Ammon Zitting	2012
	31	Tony Nelson	2009
	31	Klint Anderson	2008

### HIT BY PITCHES

1.	16	Logan Porter	2018
2.	15	Mark Rose	2008
3.	12	Alex Rosenhan	2009
4.	11	Logan Porter	2017
	11	Austin Bartleson	2014
	11	Mitch Manning	2013
7.	10	Samuel Hall	2016
	10	Trey Kamachi	2016
	10	Kevin Kline	2014
	10	Kevin Kline	2013
	10	Alex Rosenhan	2008

### STOLEN BASES

1.	22	Tyler Baker	2017
2.	20	Trey Kamachi	2017
3.	15	Drew McLaughlin	2016
	15	Aaron Friend	2009
5.	13	Ryan Wescott	2013
6.	12	Garrett Nash	2013
	12	Colton Yack	2010
8.	11	Jagun Leavitt	2018
	11	Trey Kamachi	2016
	11	Tanner Morache	2016
	11	Jesse Stone	2007

### STRIKEOUTS

1.	51	Drew Oldfield	2009
2.	44	Drew Oldfield	2010
3.	42	Samuel Hall	2016
	42	Tyson Littlewood	2012
5.	41	Trey Kamachi	2016
6.	40	Brett Adams	2009
7.	38	Tyler Blair	2014
8.	36	Mitch Manning	2012
9.	35	Alec Fletmetakis	2018
10.	34	Reece Lucero	2017
	34	Kris Kaplan	2013
	34	Blake Mickelson	2007

### ERRORS

1.	34	Jimmy Dever	2009
2.	22	Kyle Pratt	2008
3.	18	Dalton Gust	2014
4.	16	Yuto Kata	2013
	16	Kyle Pratt	2007
6.	15	D.J. Andrade	2013
	15	Jordan Daley	2008
8.	14	Tyler Baker	2017
	14	Drew McLaughlin	2014
10.	13	four times	



## INDIVIDUAL SINGLE SEASON PITCHING RECORDS

### APPEARANCES

1.	27	Kolton Brost	2016
2.	25	Jeremy Alderman	2015
	25	Brad Danzeisen	2018
	25	Matt Hill	2014
5.	24	Kolton Brost	2015
	24	Evan Parker	2015
	23	Spencer Greer	2016
	23	Todd Morlock	2009
9.	22	Kyle DiMartino	2011
10.	21	Evan Parker	2014
	21	Daniel Zapata	2012
	21	Nick Orgill	2008

### STARTS

1.	15	Mike Dedrick	2012
2.	14	Dylan File	2017
	14	Mason Hilty	2017
	14	Dylan File	2016
	14	Skyler Southwick	2009
6.	13	Matt Mosca	2017
	13	Porter Clayton	2015
	13	Chance Abrath	2014
	13	Mike Dedrick	2013
	13	Sam Friend	2012
	13	Preston Grimes	2010
	13	Preston Grimes	2009
	13	Cody Hansen	2008

### INNINGS PITCHED

1.	100.0	Mason Hilty	2017
2.	93.0	Dylan File	2017
3.	90.1	Dylan File	2016
4.	88.2	Mike Dedrick	2012
5.	82.0	Skyler Southwick	2009
6.	80.0	John Conquy	2014
7.	79.0	Mike Dedrick	2013
8.	77.2	Mason Hilty	2016
9.	77.1	Justin Prodan	2010
10.	74.1	Cody Hansen	2007

### WINS

1.	10	Mason Hilty	2016
2.	9	Mason Hilty	2017
3.	8	Dylan File	2017
	8	Chance Abrath	2014
	8	John Conquy	2014
	8	Austin Christiansen	2013
	8	Justin Prodan	2010
8.	7	Mike Dedrick	2013
	7	James Mahler	2011
	7	Preston Grimes	2009
	7	Chad Povich	2007

### LOSSES

1.	7	Cody Hansen	2008
2.	5	Gabe Taylor	2018
	5	Jayden Murray	2018
	5	Porter Clayton	2015
	5	Bryce Anderson	2013
	5	Mike Dedrick	2012
	5	Skyler Southwick	2009
	5	Kris Cichoski	2008
	5	Chad Povich	2007
	5	Skyler Southwick	2007
9.	4	eight times	

### SAVES

1.	13	Evan Parker	2015
	13	Evan Parker	2014
3.	10	Josh Mooney	2013
4.	9	Spencer Greer	2016
	9	Daniel Zapata	2012
	9	Daniel Zapata	2011
	9	Todd Morlock	2010
8.	8	Nick Orgill	2008
9.	7	Todd Morlock	2009
10.	6	Tanner Howell	2018

### COMPLETE GAMES

1.	8	Justin Prodan	2010
2.	7	Chad Povich	2007
3.	5	Mason Hilty	2017
4.	4	Dylan File	2017
5.	3	Skyler Southwick	2009
	3	Cody Hansen	2007
7.	2	11 times	

### SHUTOUTS (solo)

1.	3	Mason Hilty	2017
2.	2	Dylan File	2017
3.	1	14 times	

### SHUTOUTS (combined)

1.	2	Spencer Greer	2016
	2	Kolton Brost	2015
	2	Kody Christoffersen	2014
	2	Tyson Bailey	2009
5.	1	45 times	

### ERA (min. 30 IP)

1.	1.45	Kyle DiMartino	2011
2.	2.03	Matt Hill	2014
3.	2.08	Sam Friend	2013
4.	2.14	John Conquy	2014
5.	2.43	Bryce Anderson	2011
6.	2.63	Dylan File	2015
7.	2.91	Tyson Bailey	2009
8.	2.97	Stefan Cantwell	2012
9.	2.99	Dylan File	2016
10.	3.06	Mason Hilty	2017

### MOST HITS ALLOWED

1.	95	Preston Grimes	2009
2.	92	Skyler Southwick	2009
3.	91	Cody Hansen	2007
4.	88	Justin Prodan	2010
5.	84	Mason Hilty	2017
	84	Cody Hansen	2008
7.	82	Mike Dedrick	2011
8.	81	Jayden Murray	2018
	81	Dylan File	2016
	81	Mike Dedrick	2012

### MOST RUNS ALLOWED

1.	59	Cody Hansen	2008
2.	58	Preston Grimes	2009
3.	57	James Mahler	2011
4.	54	Kris Cichoski	2008
	54	Cody Hansen	2007
6.	50	Skyler Southwick	2009
7.	48	Dylan File	2017
8.	47	Ryan Lucero	2007
9.	46	Aaron Pope	2015
	46	Skyler Southwick	2007

### MOST EARNED RUNS ALLOWED

1.	54	Preston Grimes	2009
	54	Cody Hansen	2008
3.	47	Cody Hansen	2007
4.	42	Skyler Southwick	2009
5.	41	Porter Clayton	2015
	41	James Mahler	2011
7.	38	Preston Grimes	2010
	38	Kris Cichoski	2008
	38	Ryan Lucero	2007
10.	37	Jayden Murray	2018
	37	Dylan File	2017
	37	Skyler Southwick	2007

### STRIKEOUTS

1.	77	Justin Prodan	2010
2.	75	Dylan File	2017
3.	74	Dylan File	2016
4.	72	Mason Hilty	2016
5.	71	Mason Hilty	2017
6.	69	Mike Dedrick	2011
7.	60	Porter Clayton	2015
	60	Mike Dedrick	2013
9.	59	Tyson Bailey	2009
10.	58	Skyler Southwick	2009

### STRIKEOUTS/9 INNINGS (min. 30 IP)

1.	9.76	Kyle DiMartino	2011
2.	9.05	Tyson Bailey	2009
3.	9.00	Kolton Brost	2015
4.	8.96	Justin Prodan	2010
5.	8.43	Mike Dedrick	2011
6.	8.34	Mason Hilty	2016
7.	7.82	Kolton Brost	2016
8.	7.80	Tanner Howell	2018
9.	7.62	Sam Friend	2013
10.	7.61	Porter Clayton	2015

### BASES ON BALLS

1.	37	Dylan File	2017
	37	Mike Dedrick	2012
3.	36	Porter Clayton	2015
	36	Mike Dedrick	2013
5.	35	Preston Grimes	2010
6.	34	Sam Friend	2012
	34	Tyson Bailey	2009
	34	Preston Grimes	2009
9.	31	Sam Friend	2013
10.	30	Dylan File	2016
	30	Mike Dedrick	2011
	30	James Mahler	2011
	30	Kris Cichoski	2009

### FEWEST WALKS/9 INNINGS (min. 30 IP)

1.	1.16	Matt Hill	2014
2.	1.20	Kolton Brost	2015
3.	1.44	Mason Hilty	2017
4.	1.57	Kort Christoffersen	2014
5.	1.64	Bryce Anderson	2013
6.	1.69	John Conquy	2014
7.	1.85	Mason Hilty	2016
8.	1.85	Chance Abrath	2014
9.	1.94	Aaron Pope	2015
10.	1.99	Aaron Pope	2016

### WILD PITCHES

1.	16	James Mahler	2011
2.	11	Gabe Taylor	2018
3.	8	Mason Hilty	2017
	8	Dylan File	2016
	8	Sam Friend	2013
	8	Stefan Cantwell	2012
	8	Mike Dedrick	2012
8.	7	Tyler Rosas	2018
	7	Dylan File	2017
	7	Porter Clayton	2015
	7	Preston Grimes	2009

### HIT BATSMEN

1.	16	Kris Cichoski	2008
2.	15	Porter Clayton	2015
3.	14	Chad Povich	2007
4.	12	Mike Dedrick	2012
5.	11	John Conquy	2014
	11	Skyler Southwick	2009
	11	Cody Hnasen	2008
8.	10	Jeremy Alderman	2016
9.	9	seven times	



## INDIVIDUAL CAREER BATTING/FIELDING RECORDS

### BATTING AVERAGE (min. 300 AB)

1.	.414	Kyle Pratt	2007-08
2.	.374	Tanner Morache	2015-16
3.	.372	Brett Adams	2008-10
4.	.360	Drew McLaughlin	2014-17
5.	.344	Logan Porter	2017-18
6.	.3378	Trey Kamachi	2014-17
7.	.3369	Aaron Friend	2008-10
8.	.3358	Kevin Kline	2013-15
9.	.3261	Jordan Hanley	2009-13
10.	.3259	Colton Yack	2010-13
11.	.324	Drew Oldfield	2009-10

### SLUGGING PERCENTAGE (min. 300 AB)

1.	.683	Drew Oldfield	2009-10
2.	.654	Brett Adams	2008-10
3.	.643	Kyle Pratt	2007-08
4.	.580	Logan Porter	2017-18
5.	.549	Kevin Kline	2013-15
6.	.528	Mark Rose	2007-08
7.	.523	Aaron Friend	2008-10
8.	.506	Tyson Littlewood	2009-12
9.	.502	Tanner Morache	2015-16
10.	.469	Joe Andrade	2011-12
11.	.459	Drew McLaughlin	2014-17

### GAMES PLAYED

1.	204	Drew McLaughlin	2014-17
2.	200	Yuto Kata	2012-15
3.	190	Trey Kamachi	2014-17
4.	187	Ammon Zitting	2007-12
5.	180	Colton Yack	2010-13
6.	176	Jordan Hanley	2009-13
7.	173	Miles Bice	2014-17
8.	163	Tony Nelson	2008-11
9.	158	Jake Davison	2015-18
10.	152	Tyson Littlewood	2009-12

### GAMES STARTED

1.	200	Drew McLaughlin	2014-17
2.	190	Yuto Kata	2012-15
3.	187	Trey Kamachi	2014-17
4.	174	Ammon Zitting	2007-12
5.	170	Colton Yack	2010-13
6.	150	Tyson Littlewood	2009-12
7.	148	Tony Nelson	2008-11
8.	147	Kevin Kline	2013-15
9.	146	Brett Adams	2008-10
10.	128	Jordan Hanley	2009-13

### AT BATS

1.	808	Drew McLaughlin	2014-17
2.	666	Trey Kamachi	2014-17
3.	589	Colton Yack	2010-13
4.	564	Yuto Kata	2012-15
5.	563	Ammon Zitting	2007-12
6.	536	Kevin Kline	2013-15
7.	511	Brett Adams	2008-10
8.	504	Tony Nelson	2008-11
9.	480	Tyson Littlewood	2009-12
10.	460	Jordan Hanley	2009-13

### RUNS

1.	185	Drew McLaughlin	2014-17
2.	173	Trey Kamachi	2014-17
3.	145	Brett Adams	2008-10
4.	122	Yuto Kata	2012-15
	122	Colton Yack	2010-13
	122	Tony Nelson	2008-11
7.	121	Ammon Zitting	2007-12
8.	120	Kevin Kline	2013-15
	120	Tyson Littlewood	2009-12
10.	103	Jordan Hanley	2009-13

### HITS

1.	291	Drew McLaughlin	2014-17
2.	225	Trey Kamachi	2014-17
3.	192	Colton Yack	2010-13
4.	190	Brett Adams	2008-10
5.	180	Kevin Kline	2013-15
6.	171	Yuto Kata	2012-15
7.	159	Ammon Zitting	2007-12
8.	158	Tanner Morache	2015-16
9.	151	Tony Nelson	2008-11
10.	150	Jordan Hanley	2009-13

### DOUBLES

1.	48	Kevin Kline	2013-15
2.	46	Brett Adams	2008-10
	46	Drew McLaughlin	2014-17
4.	34	Tim Mott	2007-09
5.	33	Logan Porter	2017-18
6.	31	Tanner Morache	2015-16
	31	Joe Andrade	2011-12
8.	30	Kyle Pratt	2007-08
9.	28	Tyson Littlewood	2009-12
	28	Tony Nelson	2008-11

### TRIPLES

1.	10	Aaron Friend	2008-10
2.	8	Jesse Stone	2007-09
3.	7	Tyler Mildenberg	2016-17
4.	6	Trey Kamachi	2014-17
5.	5	Drew McLaughlin	2014-17
6.	5	Yuto Kata	2012-15
	5	Garrett Nash	2012-13
	5	Klint Anderson	2007-08
9.	4	Tanner Morache	2015-16
	4	Colton Yack	2010-13
	4	Tony Nelson	2008-11
	4	Brett Adams	2008-10

### HOME RUNS

1.	31	Drew Oldfield	2009-10
2.	30	Brett Adams	2008-10
3.	24	Tyson Littlewood	2009-12
4.	20	Kevin Kline	2013-15
	20	Mark Rose	2007-08
6.	18	Jimmy Dever	2008-09
7.	16	Logan Porter	2017-18
8.	14	Kyle Pratt	2007-08
9.	11	Tyler Blair	2014
10.	10	Samuel Hall	2015-16
	10	Cedric Johnson	2012-13
<b>NR. 9</b>	<b>10</b>	<b>Bryce Feist</b>	<b>2016-current</b>

### RBI

1.	147	Brett Adams	2008-10
2.	139	Kevin Kline	2013-15
3.	120	Trey Kamachi	2014-17
4.	117	Drew Oldfield	2009-10
5.	114	Tyson Littlefield	2009-12
6.	112	Logan Porter	2017-18
7.	110	Drew McLaughlin	2014-17
8.	106	Tony Nelson	2008-11
9.	102	Kyle Pratt	2007-08
10.	93	Yuto Kata	2012-15

### TOTAL BASES

1.	371	Drew McLaughlin	2014-17
2.	334	Brett Adams	2008-10
3.	294	Kevin Kline	2013-15
4.	289	Trey Kamachi	2014-17
5.	243	Tyson Littlewood	2009-12
6.	236	Colton Yack	2010-13
7.	214	Kyle Pratt	2007-08
8.	213	Drew Oldfield	2009-10
9.	212	Tanner Morache	2015-16
10.	207	Yuto Kata	2012-15

### BASES ON BALLS

1.	126	Yuto Kata	2012-16
2.	90	Ammon Zitting	2007-12
3.	86	Tyson Littlewood	2009-12
4.	85	Trey Kamachi	2014-17
5.	84	Jordan Hanley	2009-13
6.	75	Tony Nelson	2008-11
7.	74	Logan Porter	2017-18
	74	Colton Yack	2010-13
9.	73	Brett Adams	2008-10
10.	64	Drew McLaughlin	2014-17

### HIT BY PITCHES

1.	27	Trey Kamachi	2014-17
	27	Logan Porter	2017-18
3.	25	Kevin Kline	2013-15
4.	23	Mark Rose	2007-08
5.	22	Alex Rosenhan	2008-09
6.	19	Yuto Kata	2012-15
7.	17	Kris Kaplan	2013-14
8.	16	Mitch Manning	2012-13
9.	14	Jordan Hanley	2009-13
10.	13	Tyson Littlewood	2009-12

### STOLEN BASES

1.	43	Trey Kamachi	2014-17
2.	32	Drew McLaughlin	2014-17
3.	25	Colton Yack	2010-13
	25	Aaron Friend	2008-10
5.	24	Yuto Kata	2012-15
6.	22	Tyler Baker	2017
7.	21	Tanner Morache	2015-16
8.	19	Garrett Nash	2012-13
	19	Jordan Hanley	2009-13
10.	17	Quinn Boyer	2010-13
	17	Brett Adams	2008-10

### STRIKEOUTS

1.	119	Trey Kamachi	2014-17
2.	99	Drew McLaughlin	2014-17
3.	95	Tyson Littlewood	2009-12
	95	Drew Oldfield	2009-10
5.	90	Colton Yack	2010-13
6.	86	Brett Adams	2008-10
7.	75	Jordan Hanley	2009-13
8.	74	Ammon Zitting	2007-12
9.	63	Kris Kaplan	2013-14
10.	62	Mitch Manning	2012-13
<b>NR. 57</b>	<b>62</b>	<b>Bryce Feist</b>	<b>2016-current</b>

### ERRORS

1.	46	Yuto Kata	2012-15
2.	42	Jimmy Dever	2008-09
3.	38	Kyle Pratt	2007-08
4.	37	Drew McLaughlin	2014-17
5.	31	Colton Yack	2010-13
6.	30	Tony Nelson	2008-11
7.	29	Ammon Zitting	2007-12
<b>8. 25</b>	<b>25</b>	<b>Bryce Feist</b>	<b>2016-current</b>
9.	24	Tanner Morache	2015-16
10.	21	Mark Rose	2007-08



## INDIVIDUAL CAREER PITCHING RECORDS

### APPEARANCES

1.	53	Tanner Howell	2015-18
2.	51	Kolton Brost	2015-16
3.	48	Bryce Anderson	2010-13
4.	45	Evan Parker	2014-15
5.	42	Dylan File	2015-17
6.	42	Todd Morlock	2009-10
7.	41	Jeremy Alderman	2015-16
	41	Mike Dedrick	2011-13
	41	Daniel Zapata	2011-12
	41	Phil Finley	2007-09

### STARTS

1.	40	Mike Dedrick	2011-13
2.	38	Dylan File	2015-17
3.	34	Skyler Southwick	2007-09
4.	28	Aaron Pope	2015-18
	28	Sam Friend	2011-13
6.	26	Mason Hilty	2016-17
	26	Preston Grimes	2009-10
8.	25	Matt Mosca	2017-18
9.	24	Chance Abrath	2014-16
	24	Cody Hansen	2007-08

### INNINGS PITCHED

1.	245.0	Dylan File	2015-17
2.	241.1	Mike Dedrick	2011-13
3.	182.2	Skyler Southwick	2007-09
4.	177.2	Mason Hilty	2016-17
5.	172.2	Bryce Anderson	2010-13
6.	141.0	Chance Abrath	2014-16
7.	137.2	Preston Grimes	2009-10
	137.2	Cody Hansen	2007-08
9.	131.2	Sam Friend	2011-13
10.	128.1	Aaron Pope	2015-18

### WINS

1.	20	Dylan File	2015-17
2.	19	Mason Hilty	2016-17
3.	18	Mike Dedrick	2011-13
4.	13	Chance Abrath	2014-16
	13	Sam Friend	2011-13
	13	Preston Grimes	2009-10
	13	Skyler Southwick	2007-09
8.	12	Matt Mosca	2017-18
	12	John Conquy	2014-15
	12	Kody Christoffersen	2013-14
	12	Austin Christiansen	2012-13

### LOSSES

1.	13	Skyler Southwick	2007-09
2.	12	Mike Derick	2011-13
	12	Bryce Anderson	2010-13
4.	11	Cody Hansen	2007-08
5.	10	Aaron Pope	2015-18
6.	6	Tanner Howell	2015-18
	6	Chance Abrath	2014-16
	6	Preston Grimes	2009-10
	6	Kris Cichoski	2008-09
10.	5	Porter Clayton	2015
	5	Sam Friend	2011-13
	5	Chad Povich	2007
	5	Matt Mosca	2017-18
	5	Gabe Taylor	2018

### SAVES

1.	26	Evan Parker	2014-15
2.	18	Daniel Zapata	2011-12
3.	16	Todd Morlock	2009-10
4.	10	Josh Mooney	2012-13
	10	Nick Orgill	2008-09
6.	9	Tanner Howell	2015-18
	9	Spencer Greer	2016
8.	6	Tyler Burdett	2016-17
9.	3	Bryce Anderson	2010-13
	3	Kyle DiMartino	2011-12
	3	Lane Kirby	2010

### COMPLETE GAMES

1.	8	Justin Prodan	2010
2.	7	Chad Povich	2007
3.	6	Dylan File	2015-17
4.	5	Mason Hilty	2016-17
	5	Skyler Southwick	2007-09
	5	Cody Hansen	2007-08
7.	4	Bryce Anderson	2010-13
	4	Troy Hunter	2010-11
9.	3	Matt Mosca	2017-18
	3	John Conquy	2014-15

### SHUTOUTS (solo)

1.	3	Dylan File	2014-17
	3	Mason Hilty	2016-17
3.	2	John Conquy	2014-15
	2	Bryce Anderson	2010-13
	2	Cody Hansen	2007-08
5.	1	seven times	

### SHUTOUTS (combined)

1.	3	Kolton Brost	2015-16
	3	Mike Dedrick	2011-13
	3	Sam Friend	2011-13
4.	2	eight times	

### ERA (min. 100 IP)

1.	3.05	John Conquy	2014-15
2.	3.29	Mason Hilty	2016-17
3.	3.71	Dylan File	2015-17
4.	3.76	Sam Friend	2011-13
5.	3.77	Mike Dedrick	2011-13
6.	3.86	Austin Christiansen	2012-13
7.	4.05	Troy Hunter	2010-11
8.	4.25	Matt Mosca	2017-18
9.	4.40	Chance Abrath	2014-16
10.	4.62	Aaron Pope	2015-18

### MOST HITS ALLOWED

1.	235	Mike Dedrick	2011-13
2.	219	Dylan File	2015-17
3.	200	Skyler Southwick	2007-09
4.	196	Bryce Anderson	2010-13
5.	175	Cody Hansen	2007-08
6.	174	Preston Grimes	2009-10
7.	160	Mason Hilty	2016-17
8.	157	Aaron Pope	2015-18
9.	143	Chance Abrath	2014-16
	143	Troy Hunter	2010-11

### MOST RUNS ALLOWED

1.	128	Skyler Southwick	2007-09
2.	121	Mike Dedrick	2011-13
3.	117	Bryce Anderson	2010-13
4.	113	Cody Hansen	2007-08
5.	110	Dylan File	2015-17
6.	103	Preston Grimes	2009-10
7.	99	Aaron Pope	2015-18
8.	80	Chance Abrath	2014-16
9.	78	Kris Cichoski	2008-09
10.	72	Mason Hilty	2016-17

### MOST EARNED RUNS ALLOWED

1.	107	Skyler Southwick	2007-09
2.	101	Dylan File	2015-17
	101	Mike Dedrick	2011-13
	101	Cody Hansen	2007-08
5.	92	Preston Grimes	2009-10
6.	90	Bryce Anderson	2010-13
7.	69	Chance Abrath	2014-16
8.	66	Aaron Pope	2015-18
9.	65	Mason Hilty	2016-17
10.	58	Kris Cichoski	2008-09

### STRIKEOUTS

1.	193	Dylan File	2015-17
2.	183	Mike Dedrick	2011-13
3.	143	Mason Hilty	2016-17
4.	126	Skyler Southwick	2007-09
5.	105	Chance Abrath	2014-16
6.	103	Matt Mosca	2017-18
7.	96	Bryce Anderson	2010-13
8.	95	Sam Friend	2011-13
	95	Preston Grimes	2009-10
10	87	Cody Hansen	2007-08

### STRIKEOUTS/9 INNINGS (min. 100 IP)

1.	7.299	Matt Mosca	2017-18
2.	7.24	Mason Hilty	2016-17
3.	7.09	Dylan File	2015-17
4.	6.82	Mike Dedrick	2011-13
5.	6.70	Chance Abrath	2014-16
6.	6.49	Sam Friend	2011-13
7.	6.34	John Conquy	2014-15
8.	6.210	Preston Grimes	2009-10
9.	6.208	Skyler Southwick	2007-09
10.	5.82	Aaron Pope	2015-18

### BASES ON BALLS

1.	103	Mike Dedrick	2011-13
2.	90	Sam Friend	2011-13
3.	83	Dylan File	2015-17
4.	71	Bryce Anderson	2010-13
5.	69	Preston Grimes	2009-10
6.	58	Kris Cichoski	2008-09
7.	51	Skyler Southwick	2007-09
8.	47	Cody Hansen	2007-08
9.	46	Tyson Bailey	2008-09
10.	45	Chance Abrath	2014-16
	45	Josh Mooney	2012-13

### FEWEST WALKS/9 INNINGS (min. 100 IP)

1.	1.62	Mason Hilty	2016-17
2.	1.96	Aaron Pope	2015-18
3.	2.30	John Conquy	2014-15
4.	2.51	Skyler Southwick	2007-09
5.	2.551	Matt Mosca	2017-18
6.	2.554	Troy Hunter	2010-11
7.	2.87	Chance Abrath	2014-16
8.	3.04	Dylan File	2015-17
9.	3.07	Cody Hansen	2007-08
10.	3.51	Austin Christiansen	2012-13

### WILD PITCHES

1.	21	Dylan File	2015-17
2.	18	Mike Dedrick	2011-13
3.	16	James Mahler	2011
4.	13	Sam Friend	2011-13
5.	12	Bryce Anderson	2010-13
6.	11	Gabe Taylor	2018
	11	Tanner Howell	2015-18
8.	10	Jeremy Alderman	2015-16
	10	Preston Grimes	2009-10
	10	Tim McMahon	2007-10

### HIT BATSMEN

1.	27	Mike Dedrick	2011-13
	27	Bryce Anderson	2010-13
3.	26	Skyler Southwick	2007-09
4.	20	Aaron Pope	2015-18
5.	18	Cody Hansen	2007-08
6.	16	Kris Cichoski	2008-09
7.	15	Porter Clayton	2015
	15	John Conquy	2014-15
9.	14	Chad Povich	2007
10.	13	Troy Hunter	2010-11
	13	Tyson Bailey	2008-09



## TEAM SINGLE SEASON BATTING RECORDS

### BATTING AVERAGE

1.	.340	2017
2.	.337	2009
3.	.335	2007
4.	.332	2016
5.	.323	2008
6.	.322	2010
7.	.307	2014
8.	.302	2013
9.	.296	2018
10.	.294	2011

### AT BATS

1.	1794	2016
2.	1793	2017
3.	1729	2014
4.	1714	2009
5.	1685	2012
6.	1644	2018
7.	1625	2015
8.	1622	2008
9.	1489	2011
10.	1471	2010

### RUNS

1.	462	2009
2.	415	2017
3.	374	2016
4.	356	2008
5.	349	2010
	349	2007
7.	341	2014
8.	336	2018
9.	319	2011
10.	318	2012

### HITS

1.	609	2017
2.	596	2016
3.	578	2009
4.	530	2014
5.	524	2008
6.	493	2012
7.	486	2018
8.	474	2010
9.	473	2007
10.	464	2015

### EXTRA BASE HITS

1.	197	2009
2.	167	2008
3.	158	2017
4.	157	2007
5.	149	2016
	149	2010
7.	138	2014
8.	125	2011
9.	123	2012
10.	115	2018

### DOUBLES

1.	118	2009
2.	107	2017
3.	105	2008
4.	103	2016
5.	101	2007
6.	95	2014
7.	93	2010
8.	92	2011
9.	88	2012
10.	86	2018

### TRIPLES

1.	14	2017
	14	2009
3.	13	2011
4.	12	2008
5.	11	2013
	11	2009
7.	10	2016
	10	2010
9.	9	2015
10.	7	2012

### HOME RUNS

1.	68	2009
2.	50	2008
3.	46	2010
4.	42	2007
5.	38	2014
6.	37	2017
7.	36	2016
8.	28	2012
9.	24	2018
10.	20	2011

### RBI

1.	418	2009
2.	368	2017
3.	333	2016
4.	326	2008
5.	310	2007
6.	306	2010
7.	301	2014
8.	284	2011
9.	283	2012
10.	281	2018

### TOTAL BASES

1.	922	2009
2.	855	2017
3.	827	2016
4.	803	2008
5.	749	2014
6.	728	2007
7.	725	2010
8.	679	2012
9.	654	2018
10.	616	2011

### SLUGGING PERCENTAGE

1.	.538	2009
2.	.516	2007
3.	.495	2008
4.	.493	2010
5.	.477	2017
6.	.461	2016
7.	.433	2014
8.	.414	2011
9.	.410	2013
10.	.403	2012

### ON-BASE PERCENTAGE

1.	.428	2009
2.	.418	2017
3.	.412	2007
4.	.409	2016
5.	.408	2008
6.	.407	2013
7.	.404	2010
8.	.401	2018
	.401	2011
10.	.400	2012

### BASES ON BALLS

1.	280	2012
2.	245	2011
3.	242	2009
4.	238	2018
5.	226	2017
6.	202	2013
7.	194	2016
8.	191	2014
9.	189	2010
10.	188	2008

### STRIKEOUTS

1.	320	2009
2.	317	2018
3.	301	2016
4.	277	2017
5.	275	2015
6.	265	2014
7.	259	2012
8.	247	2013
9.	241	2008
10.	234	2010

### STOLEN BASES

1.	78	2017
2.	75	2013
3.	71	2016
4.	54	2007
5.	52	2010
6.	43	2015
7.	42	2012
8.	41	2014
9.	39	2011
10.	31	2009

### HIT BY PITCHES

1.	71	2014
2.	66	2013
3.	58	2018
	58	2008
5.	57	2016
6.	44	2009
7.	42	2017
8.	40	2007
9.	39	2015
10.	36	2011

### SACRIFICE BUNTS

1.	85	2016
2.	73	2017
3.	65	2015
4.	63	2018
5.	60	2014
6.	50	2013
7.	47	2012
8.	21	2011
	21	2010
10.	14	2009

### SACRIFICE FLYOUTS

1.	38	2017
2.	34	2015
3.	26	2016
	26	2010
5.	24	2007
6.	22	2013
7.	21	2014
	21	2011
9.	20	2018
10.	19	2012
	19	2009



## TEAM SINGLE SEASON PITCHING/FIELDING RECORDS

### INNINGS PITCHED

1.	466.0	2016
2.	456.2	2017
3.	446.1	2014
4.	438.2	2015
5.	438.1	2012
6.	420.0	2018
7.	397.1	2009
8.	384.0	2008
9.	382.0	2013
10.	380.2	2011

### COMPLETE GAMES

1.	13	2007
2.	11	2017
	11	2010
4.	7	2009
5.	6	2011
6.	5	2012
7.	4	2014
	4	2013
	4	2008
10.	3	2016

### SHUTOUTS

1.	7	2017
2.	4	2016
	4	2015
	4	2012
	4	2009
6.	3	2014
	3	2013
	3	2011
	3	2008
	3	2007

### WINS

1.	40	2016
2.	39	2017
3.	36	2014
4.	35	2012
5.	33	2009
6.	32	2015
	32	2013
	32	2011
9.	31	2010
10.	25	2018
	25	2008

### LOSSES

1.	25	2018
2.	22	2008
3.	20	2012
	20	2007
5.	19	2015
	19	2010
	19	2009
8.	16	2014
	16	2013
10.	15	2011

### SAVES

1.	16	2015
	16	2014
3.	15	2016
4.	14	2013
5.	13	2011
	13	2010
7.	12	2012
8.	11	2008
9.	10	2017
10.	9	2009

### ERA

1.	3.53	2016
2.	3.80	2017
3.	3.81	2014
4.	4.10	2013
5.	4.16	2011
6.	4.25	2012
7.	4.35	2015
8.	4.80	2010
9.	5.74	2007
10.	5.82	2009

### RUNS ALLOWED

1.	350	2008
2.	349	2018
3.	308	2009
4.	257	2015
5.	253	2007
6.	238	2017
	238	2012
8.	235	2016
	235	2014
10.	225	2010

### EARNED RUNS ALLOWED

1.	283	2018
2.	278	2008
3.	257	2009
4.	212	2015
5.	208	2007
6.	207	2012
7.	193	2017
8.	190	2010
9.	189	2014
10.	183	2016

### HITS ALLOWED

1.	533	2018
2.	493	2008
3.	487	2009
4.	480	2014
5.	466	2015
6.	463	2016
7.	442	2017
8.	441	2010
9.	426	2013
10.	412	2012

### OPPONENT BATTING AVERAGE

1.	.254	2017
2.	.255	2012
3.	.259	2016
4.	.274	2015
5.	.276	2014
6.	.281	2011
7.	.286	2013
8.	.299	2007
9.	.305	2009
10.	.310	2008

### HOME RUNS ALLOWED

1.	46	2018
2.	41	2009
3.	39	2008
4.	38	2007
5.	35	2017
6.	33	2016
7.	27	2010
8.	25	2015
9.	21	2012
10.	19	2014

### STRIKEOUTS

1.	343	2017
2.	339	2016
3.	338	2015
4.	329	2018
5.	303	2012
6.	299	2014
7.	279	2009
8.	278	2011
9.	252	2010
10.	232	2008

### BASES ON BALLS

1.	221	2012
2.	219	2009
3.	183	2011
4.	168	2008
5.	163	2018
	163	2013
7.	160	2010
8.	153	2015
9.	148	2017
10.	140	2016

### HIT BY PITCHES

1.	73	2008
2.	62	2018
3.	54	2012
4.	48	2007
5.	45	2015
6.	44	2016
7.	42	2014
8.	41	2011
9.	38	2013
10.	37	2009

### WILD PITCHES

1.	53	2018
2.	44	2012
3.	37	2011
4.	34	2016
	34	2009
6.	33	2015
	33	2013
8.	31	2017
9.	30	2007
10.	28	2008

### FIELDING PERCENTAGE

1.	.973	2015
2.	.972	2017
3.	.971	2012
4.	.968	2014
5.	.965	2013
	.965	2010
7.	.963	2016
8.	.962	2011
9.	.961	2018
10.	.957	2009

### ERRORS

1.	85	2008
2.	77	2016
	77	2009
4.	71	2018
5.	65	2011
	65	2007
7.	63	2014
8.	59	2013
9.	55	2017
	55	2010



## TEAM SINGLE GAME BATTING RECORDS

## AT BATS

- 50 vs. Colorado Mesa (2/10/17)  
50 vs. Grand Canyon (4/22/11)  
50 at Hawai'i Pacific (4/29/07)
- 49 vs. Azusa Pacific (3/18/08)
- 48 at Holy Names (3/17/18)  
48 at Fresno Pacific (4/3/15)  
48 at Cal State Los Angeles (2/10/13)  
48 at Hawai'i Pacific (4/10/10)
- 47 at Azusa Pacific (4/23/15)
- 46 at Grand Canyon (3/8/09)  
46 vs. Grand Canyon (4/30/08)  
46 at Utah Valley (4/26/08)  
46 vs. Utah Valley (3/2/08)

## RUNS

- 28 vs. Hawai'i Hilo (3/28/09)
- 24 vs. Puerto Rico-Rio Piedras (5/6/09)
- 23 vs. Holy Names (3/5/17)  
23 vs. Grand Canyon (4/30/08)
- 21 vs. Academy of Art (3/27/15)  
21 at Cal State Los Angeles (2/10/13)
- 20 vs. Hawai'i Hilo (3/28/16)  
20 vs. Point Loma (5/1/15)  
20 at Grand Canyon (5/7/09)
- 19 vs. Weber State (3/25/07)  
19 vs. Weber State (3/24/07)

## HITS

- 24 vs. Holy Names (3/5/17)  
24 at Cal State Los Angeles (2/10/13)
- 23 vs. Concordia (OR) (2/16/17)
- 22 vs. Azusa Pacific (3/18/08)
- 21 vs. Hawai'i Hilo (3/28/16)  
21 at Grand Canyon (5/7/09)  
21 at Hawai'i Pacific (4/29/07)
- 20 vs. Hawai'i Hilo (3/30/18)  
20 vs. Academy of Art (3/27/15)  
20 vs. Hawai'i Hilo (3/28/09)  
20 at Utah Valley (4/26/08)

## RBI

- 25 vs. Hawai'i Hilo (3/28/09)
- 21 at Cal State Los Angeles (2/10/13)  
21 vs. Puerto Rico-Rio Piedras (5/6/09)
- 20 vs. Point Loma (5/1/15)
- 19 vs. Holy Names (3/5/17)  
19 vs. Academy of Art (3/27/15)  
19 at Grand Canyon (5/7/09)  
19 vs. Weber State (3/24/07)
- 18 vs. Hawai'i Hilo (3/28/16)  
18 vs. Academy of Art (3/23/12)  
18 vs. Arizona Christian (4/29/11)

## DOUBLES

- 8 vs. Grand Canyon (5/7/09)  
8 vs. Puerto Rico-Rio Piedras (5/6/09)
- 7 at Colorado Mesa (2/28/16)  
7 vs. Point Loma (5/1/15)  
7 at Cal State Los Angeles (2/10/13)  
7 vs. Academy of Art (3/4/11)  
7 vs. Grand Canyon (4/30/08)  
7 at Hawai'i Pacific (4/29/07)
- 6 eight times

## TRIPLES

- 3 vs. Academy of Art (3/27/15)
- 2, 15 times

## HOME RUNS

- 5 vs. Hawai'i Hilo (3/28/09)  
5 at Grand Canyon (2/29/08)  
5 vs. Northwest Nazarene (3/20/07)
- 4 nine times

## TOTAL BASES

- 41 vs. Hawai'i Hilo (3/28/09)
- 39 vs. Concordia (OR) (2/16/17)
- 37 vs. Azusa Pacific (3/18/08)
- 35 vs. Hawai'i Hilo (3/23/10)
- 34 vs. Grand Canyon (5/9/09)  
34 vs. Puerto Rico-Rio Piedras (5/6/09)  
34 at Utah Valley (4/26/08)  
34 vs. Northwest Nazarene (3/20/07)
- 33 vs. Academy of Art (3/27/15)  
33 at Azusa Pacific (3/29/13)  
33 at Grand Canyon (2/29/08)

## BASE ON BALLS

- 16 vs. California Baptist (3/21/12)
- 14 vs. Hawai'i Hilo (3/31/18)  
14 at California Baptist (3/1/14)
- 13 at Holy Names (3/17/18)  
13 vs. Academy of Art (3/23/12)
- 12 vs. California Baptist (5/20/17)  
12 vs. Montana State Billings (2/12/16)  
12 vs. Arizona Christian (4/29/11)  
12 vs. Hawai'i Hilo (3/21/11)
- 11 at Academy of Art (2/10/12)  
11 vs. Academy of Art (3/5/11)

## STRIKEOUTS

- 14 at Grand Canyon (5/3/13)
- 13 vs. Azusa Pacific (3/3/18)  
13 at Point Loma (4/8/16)  
13 at Grand Canyon (2/17/12)  
13 at Grand Canyon (5/9/09)  
13 at Colorado Mesa (2/17/09)  
13 at Lewis-Clark State (3/8/08)
- 12 at Point Loma (2/24/18)  
12 at Cal State San Bernardino (2/3/17)  
12 at Point Loma (4/9/16)  
12 at California Baptist (2/26/14)  
12 at Cal Poly Pomona (2/7/14)  
12 at Azusa Pacific (3/30/13)  
12 at Lewis-Clark State (3/9/08)

## STOLEN BASES

- 7 vs. Utah State (3/30/07)
- 6 vs. Holy Names (4/4/13)  
6 at Cal State Los Angeles (2/10/13)
- 5 vs. Cal State San Bernardino (2/9/18)  
5 at Academy of Art (3/12/14)  
5 at Azusa Pacific (3/29/13)  
5 at Hawai'i Hilo (4/13/10)  
5 at Academy of Art (3/5/10)  
5 vs. Weber State (3/24/07)
- 4, 20 times

## RUNNERS LEFT ON BASE

- 24 at Holy Names (3/17/18)
- 20 at California Baptist (3/1/14)
- 17 vs. Grand Canyon (4/22/11)
- 16 vs. Hawai'i Hilo (3/31/18)  
16 vs. Cal State Los Angeles (5/4/12)  
16 at Academy of Art (2/25/11)
- 15 vs. Hawai'i Pacific (3/24/18)  
15 at Azusa Pacific (4/23/15)  
15 vs. Academy of Art (3/5/11)  
15 at Cal State San Bernardino (2/14/09)  
15 at Regis (4/10/07)



## TEAM SINGLE GAME PITCHING/FIELDING RECORDS

### MOST RUNS

- 22 vs. Azusa Pacific (3/18/08)
- 21 vs. Lewis-Clark State (5/2/09)
- 19 at Lewis-Clark State (3/9/08)
- 18 at Biola (4/21/18)  
18 at Cal State Los Angeles (2/10/13)  
18 vs. Lewis-Clark State (4/4/08)
- 17 vs. Hawai'i Pacific (3/13/11)  
17 vs. Hawai'i Pacific (3/15/10)
- 16 vs. Point Loma (3/4/13)  
16 vs. Azusa Pacific (3/17/08)  
16 at Grand Canyon (2/26/07)

### MOST EARNED RUNS

- 20 vs. Lewis-Clark State (5/2/09)
- 19 at Lewis-Clark State (3/9/08)
- 16 at Biola (4/21/18)  
16 vs. Azusa Pacific (3/18/08)
- 15 vs. Montana State Billings (2/9/18)  
15 at Azusa Pacific (4/24/15)
- 14 vs. Point Loma (3/4/13)  
14 at Cal State Los Angeles (2/10/13)  
14 at Regis (4/10/07)  
14 at Grand Canyon (2/26/07)

### MOST HITS

- 22 vs. Lewis-Clark State (4/4/08)
- 21 at Cal Poly Pomona (2/8/14)  
21 at Fresno Pacific (4/20/13)  
21 at Cal State Los Angeles (2/10/13)  
21 vs. Lewis-Clark State (5/2/09)
- 20 at Azusa Pacific (4/24/15)  
20 vs. Fresno Pacific (3/4/14)  
20 vs. Grand Canyon (4/22/11)  
20 vs. Azusa Pacific (3/18/08)
- 19 at Azusa Pacific (4/24/15)  
19 vs. Point Loma (4/4/13)  
19 at Utah Valley (4/24/08)  
19 vs. Azusa Pacific (3/17/08)  
19 at Regis (4/10/07)

### MOST STRIKEOUTS

- 16 at Academy of Art (2/26/11)
- 15 vs. Cal State San Bernardino (2/9/18)  
15 vs. Montana State Billings (2/23/14)
- 14 vs. Saint Martin's (3/6/14)  
14 at Hawai'i Hilo (4/11/11)
- 13 vs. Academy of Art (3/26/10)
- 12 at Holy Names (3/17/18)  
12 at Azusa Pacific (4/23/15)  
12 vs. Puerto Rico-Rio Piedras (5/6/09)
- 11, 23 times

### MOST BASES ON BALLS

- 12 vs. Grand Canyon (4/13/13)  
12 vs. Hawai'i Pacific (3/13/11)  
12 at Cal State San Bernardino (2/15/09)
- 11 vs. Hawai'i Pacific (3/25/18)  
11 vs. Academy of Art (3/5/11)  
11 at Lewis-Clark State (3/9/08)  
11 at Hawai'i Pacific (4/29/07)
- 10 eight times

### MOST DOUBLES

- 13 vs. Azusa Pacific (3/17/008)
- 7 at Azusa Pacific (4/24/15)  
7 at California Baptist (2/24/12)
- 6 vs. Colorado Mesa (2/11/17)  
6 vs. California Baptist (4/10/15)  
6 at Colorado Mesa (4/28/10)  
6 vs. Hawai'i Pacific (3/15/10)  
6 vs. Central Washington (2/19/09)  
6 at Hawai'i Pacific (4/29/07)
- 5, 17 times

### MOST TRIPLES

- 2 at Hawai'i Pacific (4/23/17)  
2 at Fresno Pacific (4/1/17)  
2 vs. Cal Poly Pomona (2/6/15)  
2 vs. Hawai'i Pacific (3/22/14)  
2 at Hawai'i Pacific (4/11/09)  
2 vs. Colorado Mesa (3/3/09)  
2 at Hawai'i Pacific (4/29/07)

### MOST HOME RUNS

- 6 vs. Lewis-Clark State (5/2/09)
- 5 at Azusa Pacific (2/3/09)
- 4 at California Baptist (3/17/17)  
4 vs. California Baptist (4/21/12)  
4 vs. Lewis-Clark State (4/4/08)  
4 at Lewis-Clark State (4/5/07)
- 3, 20 times

### MOST WILD PITCHES

- 5 vs. Colorado Mesa (2/13/15)
- 4 at Biola (4/20/18)  
4 at Point Loma (2/24/18)  
4 at Hawai'i Pacific (4/14/12)  
4 vs. Academy of Art (3/23/12)  
4 at Hawai'i Hilo (4/12/11)  
4 vs. Academy of Art (3/4/11)  
4 vs. Hawai'i Hilo (3/29/09)  
4 at Hawai'i Pacific (4/29/07)
- 3 11 times

### MOST DOUBLE PLAYS

- 4 vs. California Baptist (5/10/18)  
4 at Holy Names (3/16/18)  
4 vs. Holy Names (3/22/15)  
4 vs. Central Washington (2/19/09)  
4 vs. Hawai'i Pacific (3/24/08)
- 3, 22 times

### MOST ERRORS

- 6 vs. Azusa Pacific (3/18/08)
- 5 vs. California Baptist (5/9/18)  
5 vs. Hawai'i Hilo (3/30/18)  
5 vs. Concordia-Irvine (3/12/17)  
5 at Concordia-Irvine (5/1/16)  
5 vs. Montana State Billings (2/14/16)  
5 vs. California Baptist (4/11/15)  
5 vs. Academy of Art (3/4/11)  
5 vs. California Baptist (3/31/10)  
5 vs. Cal State Los Angeles (2/8/07)



## YEARLY TEAM BATTING/DEFENSE

YR	G	AVG	AB	R	H	2B	3B	HR	RBI	S%	BB	HBP	SO	GDP	OBA%	SB	PO	A	E	FLD%
2007	43	.335	1410	349	473	101	<b>14</b>	42	310	.516	160	40	214	27	.412	54-60	978	414	65	.955
2008	47	.323	1622	356	524	105	12	50	326	.495	188	58	241	<b>37</b>	.408	23-34	1152	461	<b>85</b>	.950
2009	52	.337	1714	<b>462</b>	578	<b>118</b>	11	<b>68</b>	<b>418</b>	<b>.538</b>	242	44	<b>320</b>	30	<b>.428</b>	31-44	1192	512	77	.957
2010	50	.322	1471	349	474	93	10	46	306	.493	189	31	237	34	.404	52-63	1066	445	55	.965
2011	47	.294	1489	319	438	92	13	20	284	.414	245	36	214	31	.401	39-53	1142	502	65	.962
2012	<b>55</b>	.293	1685	318	493	88	7	28	283	.403	<b>280</b>	34	259	32	.400	42-57	1315	524	54	.971
2013	48	.302	1431	287	432	82	11	17	249	.410	202	66	247	25	.407	75-108	1146	467	59	.965
2014	52	.307	1729	341	530	95	5	38	301	.433	191	<b>71</b>	265	24	.394	41-72	1339	572	63	.968
2015	51	.286	1625	314	464	84	9	15	270	.376	181	39	275	31	.364	43-69	1316	563	53	<b>.973</b>
2016	54	.332	<b>1794</b>	374	596	103	10	36	333	.461	140	57	301	30	.409	71-95	<b>1398</b>	<b>629</b>	77	.963
2017	54	<b>.340</b>	1793	415	<b>609</b>	107	<b>14</b>	37	368	.477	226	42	277	24	.418	<b>78-107</b>	1370	546	55	.972
2018	50	.296	1644	336	486	86	5	24	281	.398	238	64	317	24	.401	58-90	1260	485	71	.961

## YEARLY TEAM PITCHING

YEAR	G	ERA	W	L	S	ShO	IP	H	R	ER	BB	SO	2B	3B	HR	OBA	WP	HBP	BK
2007	43	5.74	23	20	1	3	326.0	391	253	208	133	227	77	7	38	.299	30	48	5
2008	47	6.52	25	22	11	3	384.0	493	<b>350</b>	278	168	232	<b>99</b>	5	39	.310	28	<b>73</b>	9
2009	52	5.82	33	19	9	4	397.1	487	308	257	219	279	81	7	41	.305	34	37	10
2010	50	4.80	31	19	13	0	356.0	441	225	190	160	252	85	5	27	<b>.311</b>	24	26	2
2011	47	4.18	32	15	13	3	380.2	411	216	177	183	278	73	6	10	.281	37	41	<b>12</b>
2012	<b>55</b>	4.25	35	20	12	4	438.1	412	238	207	<b>221</b>	303	79	7	21	.255	44	54	8
2013	48	4.10	32	16	14	3	382.0	426	216	174	163	223	90	3	14	.286	33	38	3
2014	52	3.81	36	16	<b>16</b>	3	446.0	480	235	189	125	299	88	8	19	.276	21	42	8
2015	51	4.35	32	19	<b>16</b>	4	438.2	466	257	212	153	338	93	<b>12</b>	25	.274	33	45	9
2016	54	<b>3.53</b>	<b>40</b>	<b>14</b>	15	4	<b>466.0</b>	463	235	183	140	339	76	4	33	.259	<b>67</b>	57	<b>12</b>
2017	54	3.80	39	<b>14</b>	11	<b>7</b>	456.2	442	238	193	148	<b>343</b>	78	10	35	.254	31	25	5
2018	50	6.06	25	25	8	1	420.0	<b>533</b>	349	<b>283</b>	163	329	97	9	<b>46</b>	<b>.311</b>	53	62	6



**DSU**<sup>TM</sup>  
DIXIE STATE UNIVERSITY  
ST. GEORGE, UTAH

# DIXIE STATE UNIVERSITY

Dixie State University (DSU) is a public comprehensive university located in St. George, Utah. DSU serves approximately 9,000 students with 100% acceptance rate, is home to six colleges with more than 150 academic programs, and is consistently ranked in the top ten nationally for "Most Affordable In-State Tuition and Fees." DSU lives its motto of "active learning, active life" by engaging students with 80 clubs, numerous academic programs, and a 20:1 student to faculty ratio. The student body is 55% female and 45% male, and DSU is in the top three for diversity in the state of Utah, with 24% of the student body being minority students.

Dixie State's 15 intercollegiate athletic programs compete at the NCAA Division II level, and since the 2017-18 season, the Trailblazers have won a combined 20 (Pacific West) conference championships. Since becoming eligible for NCAA postseason play in the 2008-09 season, DSU has made a combined 40 team NCAA Tournament appearances with three West Region championships (Softball in 2009/2014/2015), and posted national runner-up finish in softball in 2015. In 2018-19, Dixie State became a full member of the Rocky Mountain Athletic Conference (RMAC), this after the Trailblazer football program participated as an RMAC affiliate member in 2016 and 2017.

DSU's "active learning, active life" experience is comprised of seven key values:

**VALUE:** DSU is an open enrollment institution that offers a quality education with one of the lowest tuition costs in the nation.

**ACTIVE EDUCATION:** DSU provides a personalized and engaging learning experience under the direction of skilled and devoted faculty and staff.

**INNOVATION:** DSU is on the forefront of technology, health education and business, and incorporates cutting edge learning practices across all disciplines.

**COMMUNITY ENGAGEMENT:** DSU is closely connected to its community and focuses on shaping students through experiential, civic and service learning.

**DESTINATION:** DSU provides unparalleled opportunities for an active lifestyle in a world-renowned community surrounded by striking landscapes and national parks.

**PREPARATION:** DSU is committed to overall student success and prepares students for careers and enriched lives.

**TRADITION:** DSU is built upon a rich pioneering heritage of sacrifice, determination and generosity that is still embraced by the campus community today.

For more information about Dixie State University visit [dixie.edu](http://dixie.edu)



Location:  
St. George  
UTAH



St. George has an annual temp. of 72° F with 300 days of sunshine

Established  
in 1911



20:1 STUDENT - FACULTY RATIO

150+  
ACADEMIC  
PROGRAMS

100% | 9,000+  
ACCEPTANCE RATE | STUDENTS

## Student Body



45%  
MALE

24%  
MINORITY



Average student housing  
\$350/month



55%  
FEMALE

180+  
INTERNATIONAL  
STUDENTS

80+  
Student  
Clubs

15 NCAA  
DIVISION  
II teams

5<sup>TH</sup> SAFEST  
CAMPUS  
IN THE WEST



84% of students are offered scholarships, grants, or other financial aid



# 2019 DIXIE STATE BASEBALL



TRAILBLAZER STADIUM



TRAILBLAZER TENNIS COURTS



M. ANTHONY BURNS ARENA



KARL BROOKS FIELD



STUDENT ACTIVITIES CENTER



FRANK HABIBIAN WRESTLING AND ATHLETIC CENTER



TM



## **DR. RICHARD B. WILLIAMS**

### **PRESIDENT**

### **DIXIE STATE UNIVERSITY**

Dr. Richard “Biff” Williams was selected the 18th President of Dixie State University in July 2014. He has set an aggressive agenda for DSU working with campus and community constituencies to implement the Dixie 2020 Strategic Plan, adopt the university’s mantra of “active learning, active life” and rebrand the school identity and mascot to the hugely successful Trailblazers. The state of the art Campus View residence hall was completed for the 2016-17 academic year and houses 352 students. It is the first student housing built on campus since 1968.

Previously he served as Provost and Vice President for Academic Affairs at Indiana State University. Before he was appointed provost, Williams was the founding dean of ISU’s College of Nursing, Health and Human Services. Prior to Indiana State Dr. Williams also served as an associate dean of the College of Education at the University of Northern Iowa, where he was a faculty member, executive associate director of the School of Health, Physical Education, and Leisure Services, and Athletic Training department chair. While at UNI, he helped create a private-public partnership with the local hospital, medical community, and university, which resulted in the construction of a two-story human performance.

A native of Brigham City, Utah, Williams holds a Bachelor’s of Science degree in Lifestyle Management from Weber State University, a Master’s degree in Athletic Training from Indiana State, and a Ph.D. in Curriculum and Instruction from New Mexico State University. President Williams and his wife Kristin are the parents of five children.

# **DSU**<sup>TM</sup>

**DIXIE STATE UNIVERSITY**  
**ST. GEORGE, UTAH**



## DR. JASON BOOTHE DIRECTOR OF INTERCOLLEGIATE ATHLETICS

Dr. Jason Boothe is in his ninth year as the Director Intercollegiate of Athletics at Dixie State University. During his first seven years at the helm, Dixie State continued to establish itself as a powerful NCAA Division II program as it experienced high levels of success both on and off the courts and fields.

The Trailblazers have won 17 Pacific West Conference titles in men's basketball (2011, 2012, 2013, 2015, 2018), baseball (2011, 2014, 2015), softball (2011, 2013, 2014, 2015), men's golf (2015, 2016, 2018), volleyball (2015) and men's soccer (2016); had 36 teams qualify for and participate in NCAA post-season competition, including the men's basketball (2011) and volleyball (2014) teams reaching the West Region Finals (Sweet 16), as well as the baseball and softball programs reaching the West Region Finals in 2012 and 2017. The softball team won the NCAA Division II West Region Championship in both 2014 and 2015 advancing to the World Series, finishing third in 2014 and as the national runner-up in 2015. In Boothe's eight years of leadership, DSU has posted an overall winning percentage of over 61% for all athletic programs.

In addition to these highlights, Dixie State has won the prestigious Pacific West Conference Community Engagement Award three times (2010-11, 2011-12, 2015-16) while performing more than 10,500 hours of community service through a variety of projects and initiatives. The NCAA recognized the athletic department's community engagement efforts as it won the NCAA's Community Engagement award in 2011-12 and 2012-13 for the annual Trunk-or-Treat event. In 2015, Dixie State won the PacWest Conference Make-A-Wish Award as well. Trailblazer student-athletes have also performed very well in the classroom by achieving a department-wide GPA of 3.01 since 2010 while placing 898 student-athletes on the Pacific West Conference All-Academic Teams those years.

Additionally, DSU men's basketball program has been ranked in the top-10 nationally in attendance for nine-straight seasons. Dixie State was ranked #2-overall in 2012-13 and 2013-14, #3 in the country in 2010-11 and 2011-12 campaigns, and #4 in 2016-17. DSU was also ranked fifth in 2014-15, sixth in 2015-16, ninth in 2009-10 and 2017-18, and 14th in 2008-09.

The booster club, the Trailblazer Club, has seen its numbers grow by 55% from 2010-11 to the current membership year. Boothe oversaw the final construction and dedication of the Frank Habibian Wrestling and Athletic Center and then hired Dixie State's first full-time strength and conditioning coach to provide a tremendous asset for the student-athletes and teams in order to fully utilize the facility. The newly renamed Trailblazer Stadium, home to Dixie State's football and men's and women's soccer programs, saw a significant addition in 2017 with the replacement of the turf playing surface with a state-of-the-art surface from Fieldturf, along with a state-of-the-art track surface, which was followed by the installation of a new east grandstand that features 5,000 additional seats.

Boothe has served as the Chair for the PacWest Conference Championships Committee, the liaison for the Baseball Committee, and as a committee member on the conference's Membership and Scheduling Committee. Additionally, Boothe serves on the NCAA Division II Men's Basketball National Committee as the Chair of the West Region.

Boothe came to Dixie State in June, 2010 from the United States Naval Academy where he served as Associate Athletic Director for Operations since 2004. Prior to that, he served as an Assistant Athletic Director for Operations from 2002 to 2004. In all, Boothe spent a total of 10 years at Navy performing a variety of roles. Before his time at Navy, Boothe spent one season with the Colorado Rockies Baseball Club in the ticketing department and nearly three years prior to that with the Colorado Xplosion of the now-defunct American Basketball League.

Boothe earned his Bachelor of Science degree in Political Science / Public Administration from Northern Arizona University in 1995, his Master's degree in Physical Education / Athletic Administration from Florida State University in 1996, and his Doctorate of Education degree in Leadership from Creighton University in 2015. Boothe and his wife, Hollie, have three children, Braden, and twins Madelyn and Emma.



## **MAUREEN ECKROTH**

### **SENIOR ASSOCIATE ATHLETIC DIRECTOR**

### **SWA/COMPLIANCE**

Mo Eckroth has served as Dixie State Senior Associate Athletic Director, Senior Women's Administrator, and Compliance Coordinator since the fall semester of 2006.

Eckroth grew up in Salt Lake City and attended the University of Utah, where she was a four-year starter on the women's basketball team. Following her collegiate career, she was the first round pick of the Iowa Cornets in the 1979 Women's Professional Basketball League Draft.

Eckroth earned her Bachelor of Science degree from the University of Utah and a Master's degree in Sports Administration from the University of New Mexico.

Before coming to Dixie State Eckroth was an assistant coach for the University of Utah's women's basketball team, and later served four seasons as head women's basketball coach at New Mexico from 1991-95, including the first season the Lobo program's reinstatement in 1991-92.



## **WENDI BULKLEY**

### **ASSOCIATE ATHLETIC DIRECTOR**

### **EXTERNAL OPERATIONS**

Wendi Bulkley is in her second season as Associate Athletic Director for External Operations. Bulkley is responsible for all Athletics corporate sponsorships and directs all facets of the athletics annual giving program (Dixie State Trailblazer Club), along with team fundraising and supervising all major fundraising and special projects with the Athletic Director. Additionally, she oversees all marketing and promotional efforts for the department and develops and directs all department community outreach programs and service projects.

Bulkley comes to DSU after serving in various roles for Washington City (Utah) since October of 2005, most recently as the city's manager for marketing, events and sales, as well as its economic development liaison beginning in May of 2016. Prior to that appointment, she was the director of the Washington City Community Center from 2008-to-2016, and was the city's recreation and sports coordinator from 2005-08.

In addition, Bulkley has served on many local boards and committees in the St. George area, including the Washington City Chamber of Commerce, the St. George Area Chamber of Commerce, and the St. George Sports Commission. She has also served on the DSU Alumni Association board the past eight years and was on the DSU Athletic Advisory Board.

A native of St. George, Bulkley earned her associate's degree from Dixie State in 2000, and a Bachelor's of Art degree in Integrated Studies with emphases in Business Leadership and Outdoor Recreation from Utah Valley University in 2007. Bulkley also graduated with a Master's degree in Public Administration from Southern Utah University in 2017.

Wendi and her husband, Jake, are the parents of four children - Bailey (12), Boston (9), and twins Cooper (5) and Campbell (5).



# 2019 DIXIE STATE BASEBALL



**KATIE BORNSTEIN**  
ASSISTANT DIRECTOR - ATHLETIC  
EVENTS, GAME OPS, FACILITIES



**JONNY BROADHEAD**  
MEN'S SOCCER



**RON CHAMBERLAIN**  
COUNSELING/SPORTS PSYCHOLOGIST



**JUSTIN DECKER**  
M/W CROSS COUNTRY/TRACK



**ROBYN FELDER**  
WOMEN'S VOLLEYBALL



**JD GUSTIN**  
WOMEN'S BASKETBALL



**KELBY HOFHEINS**  
ASSISTANT ATHLETIC DIRECTOR  
SPORTS MEDICINE



**JON JUDKINS**  
MEN'S BASKETBALL



**JACLYN KEROUAC**  
NCAA ADVISOR/ELIGIBILITY



**CINDY LACAYO**  
ATHLETIC SUPPORT SPECIALIST



**GERRY LUCEY**  
WOMEN'S SOCCER



**TAMBER MCALLISTER**  
WOMEN'S SWIMMING



**ERIC PELTON**  
WOMEN'S TENNIS



**PAUL PETERSON**  
FOOTBALL



**RANDY SIMKINS**  
SOFTBALL



**DR. NATE STAHELI**  
FACULTY ATHLETIC REPRESENTATIVE



**LINDSEY STUCKI**  
WOMEN'S GOLF



**BRAD SUTTERFIELD**  
MEN'S GOLF



**CRAIG TIMMONS**  
HEAD STRENGTH &  
CONDITIONING COACH



**BROOKS THE BISON**  
THE MASCOT



**STEVE JOHNSON**  
ASSOCIATE ATHLETIC  
DIRECTOR FOR  
MEDIA RELATIONS

Secondary Football, MBB,  
Volleyball, M/W Soccer,  
Baseball, M/W Golf,  
Women's Swimming

Office:.....435-652-7524  
Cell:..... 435-668-3938  
Email:.....johnsons@dixie.edu



**KERIC SEEGMILLER**  
ASSISTANT COORDINATOR  
FOR MEDIA  
RELATIONS/RADIO PBP

Primary Football, WBB,  
M/W XC, Softball,  
Women's Tennis, Women's  
Track

Office:.....435-879-4288  
Cell:.....435-668-6978  
Email:.....keric.seegmiller@dixie.edu

*All DSU home games are televised live on KCEC-TV (TDS Cable Channel 22), with tape-delay rebroadcasts throughout the following week. In addition, all home games are simulcast on Radio Dixie 91.3 FM. Live streaming audio and video links are also available online on game days at [DixieStateAthletics.com](http://DixieStateAthletics.com).*



## MEDIA RELATIONS

The Dixie State University Media Relations Office is here to help the media cover the school's 15 intercollegiate athletics programs. Please let us know how we can assist you in covering the Trailblazers. The Media Relations Office is located in Room 132 of the Burns Arena building.

## CREDENTIAL REQUESTS

Please direct all credential requests to Steve Johnson 435-652-7524 at least 72 hours before the contest in question.

## PHOTOGRAPHY/VIDEOGRAPHY

Please direct all photography/videography credential requests to Steve Johnson 435-652-7524 at least 72 hours before the contest in question.

**For Football/Men's and Women's Soccer** - All credentialed sideline photographers/videographers are not permitted to shoot between the 25-yard lines and must wear their credentials in plain sight at all times. The team bench areas between the 25-yard lines are off limits to all media representatives. All photographers are asked to stay behind the dashed-line zones along the sidelines and each end zone.

**For Baseball/Softball** - All credentialed photographers/videographers are permitted to shoot in any area with the exception of the dugouts and clubhouse areas. No dugout, clubhouse or on-field access for media photography/videography will be granted.

**For Men's and Women's Basketball/Volleyball** - All credentialed photographers/videographers are only permitted to shoot at court level behind each baseline. No media photography will be allowed along the sidelines during play.

Anyone taking photos outside of the normal seating areas without a visible credential will be asked to return to the stands.

## MEDIA WORK SPACE

Working space in all press boxes and press tables, or in the designated press areas, are limited to working media only. Seats are reserved for media covering Dixie State on a regular basis. Any unique requests must be made at least 72 hours prior to each game. Please reserve seating by calling Associate Athletic Director for Media Relations Steve Johnson at 435-652-7524.

## INTERNET

Wireless Internet is available in Burns Arena, Bruce Hurst Field, Karl Brooks Field, Trailblazer Stadium and the Student Activities Center.

## RADIO PHONE LINES

Radio phone lines are available in Burns Arena, Bruce Hurst Field, Karl Brooks Field, Trailblazer Stadium and the Student Activities Center.

## STATISTICS AVAILABILITY

Final box scores will be available immediately after each home contest, as well as posted on the official Athletics Website, [DixieStateAthletics.com](http://DixieStateAthletics.com).

## INTERVIEW POLICY

All print, television and radio interviews are to be arranged through the Dixie State University Athletic Media Relations Office. This includes all coaches, student-athletes, administration and support staff. Please provide at least 24 hours notice on all requests to enable the Athletic Media Relations Office the necessary time to coordinate such requests. Dixie State coaches and student-athletes will not be available before or during practice unless prearranged by a member of the DSU Athletic Media Relations staff.

For home events, all Dixie State locker rooms will be closed to the media before, during and after games. Post game interview opportunities with coaches and student-athletes are available after the mandatory NCAA 10-Minute Cool Down Period. Head coaches will be available following any post game DSU radio/TV broadcast commitments are completed. Student-athletes may be interviewed, **at their option**, following the 10-minute cooling off period. Please contact a member of the DSU Athletic Media Relations staff for assistance.

## ATHLETICS WEBSITE

The Dixie State Athletics Web site provides up-to-date information on all 15 intercollegiate athletic programs at: [DixieStateAthletics.com](http://DixieStateAthletics.com). Schedules, rosters and statistics, as well as photos and player bios, are available on the website.

For updates on the conference, including standings and results of the other contests in the RMAC, visit the Rocky Mountain Athletic Conference at [rmacsports.org](http://rmacsports.org).

# DIXIE STATE UNIVERSITY **TRAILBLAZERS**<sup>TM</sup> 2019 BASEBALL SCHEDULE

<b>Date</b>	<b>Opponent</b>	<b>Location</b>	<b>Time</b>
February 1	vs. Saint Martin's	San Bernardino, Calif.	4 p.m.
February 2	vs. Saint Martin's	San Bernardino, Calif.	12 noon
February 3	vs. Saint Martin's	San Bernardino, Calif.	11 a.m.
February 3	at Cal State San Bernardino	San Bernardino, Calif.	3 p.m.
<b>February 7</b>	<b>Northwest Nazarene</b>	<b>Bruce Hurst Field</b>	<b>6 p.m.</b>
<b>February 8</b>	<b>Northwest Nazarene</b>	<b>Bruce Hurst Field</b>	<b>11:30 a.m.</b>
<b>February 8</b>	<b>Cal State Los Angeles</b>	<b>Bruce Hurst Field</b>	<b>3 p.m.</b>
<b>February 9</b>	<b>Cal State Los Angeles</b>	<b>Bruce Hurst Field</b>	<b>3 p.m.</b>
<b>February 22</b>	<b>Montana State Billings</b>	<b>Bruce Hurst Field</b>	<b>1 p.m.</b>
<b>February 23</b>	<b>Montana State Billings (DH)</b>	<b>Bruce Hurst Field</b>	<b>12 noon</b>
<b>February 24</b>	<b>Montana State Billings</b>	<b>Bruce Hurst Field</b>	<b>12 noon</b>
<b>March 2</b>	<b>Colorado Mesa</b>	<b>Bruce Hurst Field</b>	<b>4 p.m.</b>
<b>March 3</b>	<b>Colorado Mesa</b>	<b>Bruce Hurst Field</b>	<b>12 noon</b>
March 8	at Adams State*	Alamosa, Colo.	3 p.m.
March 9	at Adams State* (DH)	Alamosa, Colo.	12 noon
March 10	at Adams State*	Alamosa, Colo.	12 noon
<b>March 15</b>	<b>Colorado-Colorado Springs*</b>	<b>Bruce Hurst Field</b>	<b>6 p.m.</b>
<b>March 16</b>	<b>Colorado-Colorado Springs* (DH)</b>	<b>Bruce Hurst Field</b>	<b>2 p.m.</b>
<b>March 17</b>	<b>Colorado-Colorado Springs*</b>	<b>Bruce Hurst Field</b>	<b>12 noon</b>
March 22	at New Mexico Highlands*	Las Vegas, N.M.	3 p.m.
March 23	at New Mexico Highlands* (DH)	Las Vegas, N.M.	12 noon
March 24	at New Mexico Highlands*	Las Vegas, N.M.	12 noon
<b>March 29</b>	<b>Colorado State-Pueblo*</b>	<b>Bruce Hurst Field</b>	<b>6 p.m.</b>
<b>March 30</b>	<b>Colorado State-Pueblo* (DH)</b>	<b>Bruce Hurst Field</b>	<b>2 p.m.</b>
<b>March 31</b>	<b>Colorado State-Pueblo*</b>	<b>Bruce Hurst Field</b>	<b>12 noon</b>
April 5	at Colorado School of Mines*	Golden, Colo.	6 p.m.
April 6	at Colorado School of Mines* (DH)	Golden, Colo.	1 p.m.
April 7	at Colorado School of Mines*	Golden, Colo.	12 noon
April 12	at MSU Denver*	Denver, Colo.	6 p.m.
April 13	at MSU Denver* (DH)	Denver, Colo.	1 p.m.
April 14	at MSU Denver*	Denver, Colo.	12 noon
<b>April 18</b>	<b>Regis*</b>	<b>Bruce Hurst Field</b>	<b>6 p.m.</b>
<b>April 19</b>	<b>Regis* (DH)</b>	<b>Bruce Hurst Field</b>	<b>4 p.m.</b>
<b>April 20</b>	<b>Regis*</b>	<b>Bruce Hurst Field</b>	<b>12 noon</b>
<b>April 26</b>	<b>Colorado Christian*</b>	<b>Bruce Hurst Field</b>	<b>6 p.m.</b>
<b>April 27</b>	<b>Colorado Christian* (DH)</b>	<b>Bruce Hurst Field</b>	<b>2 p.m.</b>
<b>April 28</b>	<b>Colorado Christian*</b>	<b>Bruce Hurst Field</b>	<b>12 noon</b>
May 2	at Colorado Mesa*	Grand Junction, Colo.	6 p.m.
May 3	at Colorado Mesa* (DH)	Grand Junction, Colo.	3 p.m.
May 4	at Colorado Mesa*	Grand Junction, Colo.	12 noon
May 8-11	at RMAC Tournament	TBA	TBA
May 16-19	at NCAA South Central Regionals	TBA	TBA
May 27-June 3	at NCAA Division II World Series @ USA Baseball National Training Center	Cary, N.C.	TBA

\* - Denotes Rocky Mountain Athletic Conference Game  
All times site of games