

3 HL CHAMPIONSHIPS



22 PLAYERS DRAFTED BY NBA/ABA

#DETROITSCOLLEGETEAM * #HLMBB

UNIVERSITY OF DETROIT MERCY MEN'S BASKETBALL

GAME #17-18: TITANS AND VIKINGS SET FOR BATTLE



Detroit Mercy TITANS

2020-21 Record: 8-8 (7-5 HL)
Last season: 8-23 (6-12 HL)
Coach: Mike Davis
at Detroit Mercy: 27-51 (3rd Year)
Career: 379-292 (21st Year)
vs. Cleveland State: 2-2

GAME INFO

Tip: 9/7:00 PM (Friday/Saturday)
Venue:..... Wolstein Center
Live Video:..... ESPN3, ESPN3
Radio: WLQV 92.7 FM & 1500 AM
Talent:..... Dan Hasty
Live Tweets:..... @DetroitMBB
All-Time Series: Titans lead 44-26
Last Meeting: L, 67-66 (ot)
..... Feb. 15, 2020 in Detroit



Cleveland State VIKINGS

2020-21 Record: 14-5 (14-2 HL)
Last season: 11-21, 7-11 HL
Coach: Dennis Gates
at CSU: 25-26 (2nd Year)
Career: same
vs. Detroit Mercy: 1-1

2020-21 SCHEDULE/RESULTS

DAY OPPONENT TIME/RESULT

NOVEMBER

25	vs. #RV/RV Richmond %	CCD.
27	at #10/9 Kentucky %	CCD.
29	vs. Morehead State %	CCD.

DECEMBER

4	at #8/12 Michigan State	L, 76-83
6	at Notre Dame	L, 70-78
8	KENT STATE	L, 66-80
12	at Western Michigan	W, 67-57
15	at Kentucky %	CCD.
19	WRIGHT STATE *	L, 70-93
20	WRIGHT STATE *	L, 72-85
26	IUPUI *	CCD.
27	IUPUI *	CCD.
26	OAKLAND*	L, 75-77 (OT)
27	OAKLAND*	L, 80-83

JANUARY

1	at UIC *	CCD.
2	at UIC *	CCD.
8	at Milwaukee *	CCD.
9	at Milwaukee *	CCD.
15	GREEN BAY * (DH)	W, 86-61
16	GREEN BAY * (DH)	W, 68-65
22	at Oakland *	L, 81-86
23	at Oakland *	W, 82-72
29	at Youngstown State *	W, 78-75
30	at Youngstown State *	W, 77-72

FEBRUARY

5	PURDUE FORT WAYNE *	W, 82-72
6	PURDUE FORT WAYNE *	W, 83-56
12	at Cleveland State *	9:00 pm
13	at Cleveland State *	7:00 pm
19	ROBERT MORRIS *	6:00 PM
20	ROBERT MORRIS *	5:00 PM
25	HL 1st Round	TBA

MARCH

2	HL 2nd Round	TBA
8	at HL Semifinals \$	TBA
9	at HL Championship \$	TBA

All Times are EST

BOLD = HOME GAMES

* = Horizon League Contest

% = Bluegrass Classic (Lexington, KY)

Note: Horizon League Championship

All 12 Teams qualify

1-4 seeds get 1st round bye

5-8 seeds host 1st round games

\$ Semifinals & Championship held

in Indianapolis at Indiana

Farmers Coliseum

QUICK HITTERS

- This is the 42nd year of the Horizon League (1979-80) and the 41st with Detroit Mercy as a member as the Titans are the eldest program in the league, while Cleveland State joined the conference in 1995.

- Antoine Davis - the back-to-back HL Player of the Week and the reigning Lute Olson National Player of the Week - has scored at least 24 points in eight-straight games, which includes three games of tying his season-high with 30

- The Titans had two 20+ point scorers in each game last weekend between Antoine Davis, Bul Kuol and Matt Johnson and have done that five times on the season

- The Titans currently lead the league and are 16th in the nation with 9.9, 3-pointers per game as they have connected on double-digit 3-pointers in six of their last seven games

- The last time the Titans won six in a row was in 2003-04 when they won 10 in a row

PROBABLE STARTING 5

#	Name	Pos.	Ht.	Wt.	Yr.	Hometown	PPG.	RPG.	APG.	FG%
0	Antoine Davis	G	6-1	165	Jr.	Birmingham, Ala.	22.0	2.7	4.3	41.6%
1	Noah Waterman	G/F	6-11	210	So.	Savannah, N.Y.	9.8	4.0	1.1	50.0%
10	Bul Kuol	G/F	6-7	205	Gr.	Canberra, Australia	15.2	4.4	1.9	42.9%
21	Chris Brandon	F	6-8	212	Jr.	Houston, Tex.	3.3	5.0	0.6	71.4%
25	Marquell Fraser	G	6-5	200	Gr.	Hamilton, Ont.	8.4	4.8	3.2	49.5%

TITANS OFF THE BENCH

Name	Pos.	Ht.	Wt.	Yr.	Hometown	PPG.	RPG.	APG.	FG%
2 Kyle LeGreair	G	6-0	180	Fr.	Detroit, Mich.	0.0	1.0	0.0	00.0%
4 Dwayne Rose Jr.	G	6-4	195	Sr.	Crete, Ill.	7.5	3.3	1.2	52.6%
12 Brad Calipari	G	6-0	180	Gr.	Franklin Lakes, N.J.	0.2	0.5	0.0	00.0%
13 Matt Johnson	G	6-4	180	Sr.	Baltimore, Md	10.6	4.3	1.4	48.8%
15 Taurean Thompson	F	6-11	245	Gr.	New York, N.Y.	0.0	0.0	0.0	00.0%
20 Jamail Pink	G	6-1	164	So.	Houston, Tex.	1.0	0.0	0.0	50.0%
30 Joey Liedel	G	6-1	175	Fr.	Erie, Mich.	0.8	0.3	0.0	14.3%
33 Buay Koka	C	7-1	202	Gr.	Nasir, South Sudan	2.7	2.4	0.2	40.0%
41 Willy Isiani	F	6-8	230	Jr.	Tbilisi, Georgia	3.4	3.3	1.4	43.2%
55 Caileb Brown	G	6-0	155	Fr.	Lansing, Mich.	0.0	0.0	1.0	00.0%

PLEASE CALL US

DETROIT MERCY - TITANS

The University of Detroit Mercy unveiled a new branding campaign with new university and athletic logos in September of 2016.

For writing references, upon the first reference in copy, use "University of Detroit Mercy." On the second reference, use "Detroit Mercy" or "Titans".

Thank you for your cooperation and your coverage of the Detroit Mercy Titans.

New Brand Identity for Detroit Mercy

University of Detroit Mercy has implemented a new brand identity with a new logo and brandline to help position itself for a robust future.

Please use the following new logo and brandline to represent the University:



On second reference, refer to the University as "**Detroit Mercy**" instead of using acronyms, which were often inaccurate.



Our athletics teams are now known as "**Detroit Mercy Titans.**"

SCHOOL INFORMATION

Location:Detroit, Mich.
 Founded:1877
 Enrollment:5,080
 President:Dr. Antoine M. Garibaldi
 Director of AthleticsRobert C. Vowels
 Conference:Horizon League
 Nickname:Titans
 Colors:Red, White, Blue
 Home Facility:Calihan Hall (8,295)

COACHING STAFF

Head Coach:Mike Davis
 Record at Detroit Mercy: ... 27-51 (3rd Season)
 Overall Record: 379-292 (21st Season)
 Horizon League Record:21-27
 Assistant Coach: Mike Davis Jr.
 Assistant Coach:Tracy Dildy
 Director of Basketball Ops: Tim Waller
 Special Asst. To Head Coach:Angela James
 Video Coordinator: Will Finch
 Graduate Assistants: .. Anthony Maxwell,
Darrell Jackson Jr.

TEAM INFORMATION

2019-20 Overall Record: 8-23
 2019-20 HL Record/Finish: 6-12/9th
 Letterwinners Returning/Lost: 6/7
 Starters Returning/Lost: 3/2
 Newcomers: 8

TEAM HISTORY

First Year of Program: ...1905-1906 (115th Season)
 All-Time Record: 1436-1264 (.541)
 All-Time HL Record: 279-322
 HL Regular Season Champ:.. 2 (1998/Tie, 1999)
 All-Time HL Tournament Record: 34-35
 HL Tournament Champ: 3 (1994, 1999, 2012)
 NCAA Appearances: 6 (1962, 1977, 1979,
 1998, 1999, 2012)
 Last NCAA: 2012 (lost to No. 2 Kansas, 65-50)
 All-Time NCAA Record: 3-6
 NIT Appearances: ... 7 (1960, 1961, 1965,
 1978, 2001, 2002, 2013)
 Last NIT: 2013 (lost to Arizona State, 83-68)
 All-Time NIT Record: 5-8

SPORTS INFORMATION

Dir. of Athletic Communications: ...P.J. Gradowski
 Work Phone: (313) 993-1745
 Cell Phone: (313) 585-0982
 Email: gradowpj@udmercy.edu
 Press Row (313) 993-1750

Mailing Address:

Calihan Hall
 4001 W. McNichols Rd.
 Detroit, MI 48221

ALL-TIME SERIES

The teams have split the last eight meetings, but the Titans still lead the overall match-up, 44-26.

Cleveland State swept the series last season as Detroit Mercy erased a 15-point first-half deficit at home to fall 67-66 in overtime, while the road contest saw the Vikings go up by 15 in the second half and the Titans trimmed it down to four with under 30 seconds to go before falling, 64-59.

Detroit Mercy is 13-19 on the road in the series and has dropped eight of the last 10 (2016, 2018) at the Wolstein Center.

LOOKING BACK TO 1936

The Titans and Vikings first met way back in 1936. Here is a look at what else was going on in the world in 1936

1. First players elected to the Baseball Hall of Fame were Ty Cobb, Babe Ruth, Honus Wagner, Christy Mathewson & Walter Johnson
2. Jesse Owens won four gold medals in the 1936 Olympics held in Berlin
3. Franklin Roosevelt won the Presidency
4. Geico (the Government Employees Insurance Company) was founded
5. The price of a Monopoly Board Game was \$1.98

TITANS & THE PANDEMIC

The Titans have resumed activities in a big way winning seven of the last eight since their COVID-19 pause.

They swept Green Bay on Jan. 15-16, after having not played the prior two weeks due to COVID-19 related issues and then split at Oakland and just earned a sweep at Youngstown State and at home against Purdue Fort Wayne.

The Jan. 1-2 games at UIC were canceled

INSIDE THE NUMBERS

All-Time Series:Titans lead 44-26
 Streak: Teams have split last 8
 Last Meeting: Feb. 15, 2020
 L, 67-66 (ot) in Detroit

INSIDE THE NUMBERS

Detroit Mercy...CategoryCSU
 75.8..... Points Per Game 68.9
 74.7..... Points Allowed Per Game... 69.2
 + 1.1..... Scoring Difference - 0.2
 .455..... FG Percentage 443
 .463..... Opp. FG Percentage..... 416
 9.9..... 3-Point Field Goals Per Game.. 6.6
 .383..... 3-Point FG Percentage 325
 .380..... Opp. 3-Point FG Percentage . 290
 .798..... Free Throw Percentage..... 656
 32.9..... Rebounding 34.6
 - 1.8..... Rebounding Margin - 1.3
 14.6..... Assists Per Game 13.3
 11.8..... Turnovers Per Game..... 14.0
 6.9..... Steals Per Game 7.8
 2.4..... Blocks Per Game..... 2.2

due to the program pausing activities for a week due to the mental health and well-being of its student-athletes.

The Jan. 8-9 games at Milwaukee were canceled after positive tests and subsequent quarantining and contact tracing within the Detroit Mercy program under Horizon League protocols.

No player has tested positive this season as the only two positive tests on the year have been by support staff members.

HONORING SMOKEY & DUEROD

The Titans will honor their late coach Smokey Gaines and former All-American Terry Duerod with a commemorative patch on their jerseys this season. It will be located on the top of their right shoulder.

MEDIA NOTE

POSTGAME PROCEDURES

All postgame interviews, except those needed for live television, will be conducted **VIRTUALLY** this season. On the road, Coach Davis and players are available on a request basis only. All requests should be directed to P.J. Gradowski before the end of the game by texting him at 313-585-0982.

INTERVIEW REQUEST

All player and coach interviews must be arranged through the Detroit Mercy Athletic Communications Office at least 24 hours in advance.

Generally, the Titans will practice from 3-6:00 p.m., with all practices closed to the public. Media interested in watching practice need to contact Detroit Mercy sports information for approval although no in person interviews even if socially distant are allowed. All interviews will be held **VIRTUALLY**. In addition, the Titan locker room, training room and weight room are off limits to all media personnel.

13 POSTSEASON APPEARANCES

TOP 10 IN NCAA HISTORY

Antoine Davis is currently top 10 in NCAA history in 3-pointers per game

3-POINT FIELD GOALS PER GAME

(Minimum 200, 3-pointers made)

1. Timothy Pollard (Mississippi Valley) 4.57
2. Sydney Grider (La.-Lafayette) 4.36
3. Stephen Curry (Davidson)..... 3.98
4. Brian Merriweather (Tex.-Pan American) ... 3.95
5. Josh Heard (Tennessee Tech) 3.82
6. Fletcher Magee (Wofford) 3.80
7. **Antoine Davis** **3.79**

CHECK OUT THESE GRADES

The Titans recorded a 3.45 GPA spanning over 250 student-athletes with over 220 tallying a term GPA of 3.0. All 17 programs were above a 3.0 with four programs over a 3.5 and 10 exceeding 3.4.

The men's basketball team registered a 3.09 team GPA, the second-straight semester the program has tallied a 3.0.

BASKETBALL BLOODLINES

* Graduate student Brad Calipari is the son of Kentucky head coach John Calipari

* Senior Dwayne Rose Jr. is the nephew of current Knicks guard and 2011 NBA MVP Derrick Rose

* Junior Chris Brandon is the nephew of former NBA player and head coach John Lucas and cousin to former NBA player John Lucas and former Texas standout and current Kentucky assistant coach Jai Lucas

* Sophomore Jamail Pink's uncle is NBA Hall-Of-Famer Clyde Drexler

ALL IN THE FAMILY

Nothing new for the Titans to have a family connection in the program and this season, Detroit Mercy will once again feature three Davis' in head coach Mike Davis, assistant coach Mike Davis Jr. and junior guard Antoine Davis.

From 2010-13, the Titans had head coach Ray McCallum and star guard Ray McCallum, winning the HL title in 2012 and earning a trip to the NIT in 2013.

Also, the legendary Bob Calihan coached his son, Bob Calihan Jr., for one season as he transferred to U-D from Loyola in his senior season in 1968-69.

KEEP THE STREAK GOING

The Titans' current five-game winning streak is the longest since the 2012-13 season, while the last time they won five-

straight conference games was 2011-12 (only one was a regular season, the other four were in the HL Championships as the Titans won the title that year).

Detroit Mercy is looking to win six in a row for the first time since a 10-game run in 2003-04, which included eight-straight conference wins and another two in the HL Tournament.

Meanwhile, the 7-1 mark in their last eight games is the best since a 10-1 stretch at the end of the 2011-12 season

HOUSE OF HORRORS

The Titans have struggled in their recent visits to Cleveland State dropping eight of the last 10 on the road.

Even Antoine Davis has had his struggles against the Vikings, both overall and on the road.

In four career games against Cleveland State, he is tallying 19.5 points on 27.1% shooting (23-of-85) and 15.4% from three (6-of-39).

In two games on the road, he is averaging 16.0 ppg., shooting 25.5% (12-of-47) from the field and 18.1% (4-of-22) from behind the arc.

FROM THREE

The Titans have connected on double-digit 3-pointers in six of their last seven games and seven times this season, actually, all seven times have been in the last nine games.

They nailed 17 in the first win against Green Bay and 16 in the first win against Purdue Fort Wayne and are now 97-of-215 (45.1%) in the last seven games.

Detroit Mercy is now leading the HL and 16th in DI with 9.9 triples per game, while it's 38.3% from behind the arc is second in the league and 25th in the country.

SOME HOT SHOOTING

Detroit Mercy has tallied at least 50.0% shooting from the field in four of the last five games and six of the last nine, reaching as high as 66.0% in the win against Green Bay.

The Titans streak could easily be at five in a row, but they were 1-of-10 in the last six minutes after taking a 30-point lead over Purdue Fort Wayne and ended up at 44.6% from the field.

AT THE TOP

Detroit Mercy led the HL and was ninth in the NCAA in free-throw percentage at

EIGHT POSTSEASON WINS

SHOOTING BY STEPH

Antoine Davis set a NCAA record for most 3-pointers by a freshman in 2018-19

3-POINT FIELD GOALS

1. **Antoine Davis** **132**
2. Stephen Curry - (Davidson)..... 122
3. Trae Young - (Oklahoma) 118

78.2 percent last season and are currently sixth in the nation and tops in the league again in that category hitting 79.8% on the year (186-of-233).

The Titans are coming off a 21-of-23 effort against Purdue Fort Wayne. They hit all 11 at the charity stripe at Michigan State and were 18-of-20 against Kent State, 16-of-19 at Western Michigan, 15-of-18 in the final game versus Wright State, 15-of-19 in the first home game against Oakland and 15-of-16 in the first game at Oakland.

Part of that success is junior Antoine Davis, who is leading the league and 57th in the country hitting 86.4 % (51-of-59) and owns a career 87.8%, second in school history and the 12th highest among all active Division I players.

The Titans also have six other players who are hitting over 70.0% at the line on the year.

KEEPING THE BALL & STAYING OUT OF TROUBLE

The Titans currently rank 57th in the nation and fourth in the HL averaging just 11.8 turnovers per game.

Detroit Mercy has less than 10 turnovers six times on the year with a season-low of seven at Notre Dame earlier in the season.

They also rank 10th in the country and second in the league averaging just 14.4 fouls per game.

In the first game victory over Purdue Fort Wayne, the Titans were whistled for just six fouls.

In fact, in nine of the 16 games on the year, teams have gone to the line 10 or fewer times against the Titans, including Green Bay going 1-of-2 in one game and last week as PFW was 4-of-9 and 3-of-4.

HELPING A TITAN OUT

As a team, the Titans are registering 14.6 assists per game, fourth in the Horizon League and 95th in DI.

They have at least 15 assists in eight games on the season, reaching 20 in the first game at Oakland and a season-high 21 in the win at Oakland in game two.

CHASING RECORDS

CAREER SCORING AVERAGE

1. Dave DeBusschere, 1960-6224.8
2. **Antoine Davis** **24.5**

CAREER TOTAL POINTS

3. Dave DeBusschere, 1960-621,985
4. **Antoine Davis** **1,865**

CAREER FREE THROW %

1. Archie Tullos, 1985-88....881 (245-278)
2. **Antoine Davis** **.878 (331-377)**

CAREER 3-POINT FIELD GOALS

1. Rashad Phillips, 1998-01348
2. **Antoine Davis** **288**

CAREER 3-POINT FIELD ATTEMPTS

1. Rashad Phillips, 1998-01879
2. **Antoine Davis** **810**

CAREER FIELD GOALS

8. Willie Green, 1999-03.....649
9. **Antoine Davis** **623**

CAREER FIELD GOAL ATTEMPTS

3. Rashad Phillips, 1998-011,666
4. **Antoine Davis** **1,576**

HL CAREER TOTAL POINTS

17. David Bailey - Loyola, 1999-03 1,933
18. Kareem Townes - LaSalle, 1992-95...1,925
19. Cameron Morse - YSU, 2014-17..... 1,913
20. Roland Gray - St. Louis, 1985-891,880
21. Blake Schilb, Loyola, 2003-07 1,879
22. Monroe Douglas - St. Louis, 1985-89.....1,877
23. **Antoine Davis** **1,865**

HL CAREER 3-POINT FIELD GOALS

1. Rashad Phillips, Detroit Mercy,1998-01 348
2. Bruce Horan - Butler, 2002-06314
3. A.J. Graves - Butler, 2004-08.....303
4. Kareem Townes - LaSalle, 1992-95 300
5. Grant Benzinger - Wright St, 2014-17 .. 291
6. Alec Peters - Valparaiso, 2013-17 ...289
7. **Antoine Davis** **288**

HL CAREER POINTS PER GAME

1. Marty Simmons - Evansville, 1986-88.. 25.4
2. Keith Gailes - Loyola, 1988-91 24.7
3. **Antoine Davis** **24.5**
4. Alfredrick Hughes - Loyola, 1981-95 ... 24.3
5. Kareem Townes - LaSalle, 1992-95 23.8

STARTING TO HEAT UP

Antoine Davis had a slow start to the season averaging just 16.3 points, shooting 31.1 % from the field (37-of-119) and 10.4% from three (5-of-48) in the first six games

After having one of his shooting games in his career in the second game against Wright State, where he was 3-of-18 from the field and 0-of-7 from three, he has turned it on over his last 10 contests

Davis is averaging 25.4 points and 4.9 assists, while shooting 48.6% from the field (86-of-177) and 48.5% from behind the arc (50-of-103) in the last 10 games.

He has also scored 24 or more in his last eight games with 26 and 30 in wins over Green Bay, 30 and 27 in the split at Oakland, 25 and 24 in the sweep at Youngstown State and 30 and 26 in the wins over Purdue Fort Wayne.

DAVIS 2ND LEADING RETURNING SCORER IN D1

After finishing third in the nation in scoring as a freshman (26.1), Antoine Davis was right back on top of the nation's leaders as a sophomore finishing fourth in the country at 24.3 points per game, trailing only Marquette's Markus Howard (27.8), UTSA's Jhivvan Jackson (26.8) and Hampton's Jermaine Marrow (24.8).

He entered the season as the second leading returning scoring behind Jackson as Howard and Marrow both graduated.

Davis' career 24.5 points per game is tops among all active players and his 1,865 career points is ninth-most among active players and the most in the junior class.

He is currently second in the HL and fifth in the nation in scoring at 22.0 points and also tops the team and is fifth in the league with 4.3 assists per game.

RACKING UP THE POINTS

Junior Antoine Davis now has 54 career 20-point games, 18 career 30-point outings and three 40-point contests in just 76 collegiate games and has also scored in double figures in all 76 games - reaching at least 17 points in 61 of them.

He is now 23rd all-time in scoring in the Horizon League at 1,865 points, while his 24.5 points per game is third all-time.

ONE LETHAL SHOT

Antoine Davis hit a season-high 8-of-11 from three in his 30-point performance against Purdue Fort Wayne and that was after nailing 7-of-11 in the second win over

Green Bay a couple of weeks earlier.

In fact, he has hit at least four in the last nine games and five in six of those.

He now has 40 games with four or more triples, 14 with six or more, seven times with seven or more, and has twice connected on 10 in his career.

Davis has 288 career 3-pointers, second in school history, while his career 3.79 triples per game is the highest among all active players in DI and the seventh-best mark all-time in NCAA history.

Earlier this season, he was an uncharacteristic 0-of-9 at Michigan State, 0-of-6 game at Western Michigan and 0-of-7 versus Wright State and that marked just the second, third and fourth time in 76 collegiate games that he failed to hit a three. The other was an 0-of-5 mark against Cleveland State last season.

AD THE QUICKEST TO 1,000, NOW LOOKING AT 2,000

Antoine Davis scored 27 points at Notre Dame last season, but it was his free throw for 26 that made history giving him 1,000 career points in just 39 games, passing the great Dave DeBusschere - a NBA Hall-Of-Famer - as the fastest Titan to reach 1,000.

DeBusschere accomplished the feat in his 43rd collegiate on his way to 1,985.

Davis became the 43rd player in school history to eclipse 1,000 career points and just the third second-year player joining DeBusschere (who did it as a junior as freshmen could not play) and sophomore Ray McCallum in 2010-11.

He now has 1,865 career points, fourth in school history and 120 behind third place, and 135 points shy of 2000 - something only two Titans have done (John Long and Rashad Phillips).

DAVIS DISHING IT OUT

Junior Antoine Davis has 310 career assists, good for 4.1 per game, and is currently fifth in the Horizon League at 4.3 per game.

Davis has at least three assists in 14 games, including 11 straight, and has at least five in four of his last six outings.

He posted a season-high eight in the first win over Green Bay, one-off his career-best, six in the near comeback at Oakland and seven in the win at OU and the first win at Youngstown State.

Last season, he handed out 4.5 assists per game, fourth in the HL and 89th in the nation.

13 POSTSEASON APPEARANCES

HONORS & ACCOLADES

JERRY WEST AWARD NOMINEE

Antoine Davis

ESPN TOP SCORER BY DICK VITALE

Antoine Davis

CBS SPORTS TOP 100 PLAYERS

Antoine Davis (#77)

HORIZON LEAGUE PRESEASON

Antoine Davis (First Team)

HL PLAYER OF THE WEEK

Feb. 1, 8

LUTE OLSON NATIONAL POW

Feb. 8

HIGH WATERMARK

Sophomore Noah Waterman has really shown his talent for the Titans, scoring in double figures four times already.

He scored 10 points with four rebounds at Youngstown State in game one before a leg injury kept him out of game two, which hampered him in the Purdue Fort Wayne series.

At Oakland, he posted 12.0 points, 7.5 rebounds and 2.0 assists recording 18 points and a career-high eight rebounds with two blocks in the win, hitting 7-of-11 from the field and 4-of-8 from three. In the first game, Waterman scored six points with seven rebounds and three assists.

Against Green Bay, he scored 15 points in game one on 5-of-8 shooting with four 3-pointers and two steals, and in game two, he grabbed six boards and had just three points, but it was his key triple with less than four minutes left that help put some distance in the second win over the Phoenix, 62-58, at the time.

Against Oakland at home, he tallied a career-high 19 points with three rebounds, three assists and two steals in game two.

A transfer from Niagara, Waterman played in seven games with five starts until an injury ended his season last year as he averaged 7.0 points and 3.3 rebounds, shooting 48.6 percent from the field and 42.9 percent from three.

In high school, he was 6-2 but hit a growth spurt as a junior and is now almost seven feet tall.

With the NCAA blanket waiver that was announced in mid-December, Waterman became immediately eligible to play.

A LONG JOURNEY FOR KUOL

Graduate senior transfer Bul Kuol has posted double digits in scoring 13 times with four 20-point outings, while also setting career highs in every category.

He just tallied a career-high 29 points against Purdue Fort Wayne as he was a career-best 12-of-21 from the field with five 3-pointers and three steals.

At Youngstown State, he hit the go-ahead triple late in the game in game one, and in game two, he forced a key turnover as the Titans held on for the win.

In the win at Oakland, he came close to his first career double-double with 10 points and a career-high nine boards and five assists.

Against Green Bay, he averaged 20.5 points on 12-of-19 shooting (63.2%), 6-of-9 from three (66.7%) and 11-of-15 (73.3%) at the line, while grabbing 6.0 rebounds.

In the first home game with Oakland, he tallied a then career-high 28 points on 7-of-14 from the field, a career-best 6-of-12 from three and 8-of-8 at the line.

Kuol netted a then career-best 21 points - hitting 7-of-15 shots and 4-of-8 from three, against Wright State to go with a high watermark of four thefts. He also handed out a career-high five assists in the first game with three swats.

He netted 18 points with six caroms at Notre Dame and was active in the season opener on defense, ending the game with 12 points and four boards at MSU.

He is now second on the team and 13th in the Horizon League averaging 15.2 points, hitting 42.9% at the field, 41.2% from behind the arc and 78.0% at the line.

ROSE RAISING HIS GAME

Senior Dwayne Rose Jr. has come to life in the last few weeks until an injury against Purdue Fort Wayne limited him.

At Youngstown State, he averaged 14.5 points on 68.8% (11-of-16) shooting and was 6-of-7 (85.7%) at the free-throw line, scoring a season-high 17 in the second game.

At Oakland the week before, he tallied 15.5 points and 3.0 rebounds, while shooting 57.1% from the field netting 15 points in the first game and 16 points in the Titans' win in game two.

He had a strong game at Notre Dame finishing with six points, six rebounds and three assists and came back with 15 points and four boards against Kent State and netted 10 points with a key 3-pointer late in the game in a win at Western Michigan.

EIGHT POSTSEASON WINS

NCAA FAMILY TREE

Detroit Mercy

HC Mike Davis, AC Mike Davis Jr., and son/brother is JR. Antoine Davis

Auburn

HC Bruce Pearl, son is AC Steven Pearl
AC Wes Flanigan, son is SO Allen Flanigan

Boise State

HC Leon Rice, son is FR Max Rice

Cal State Bakersfield

HC Rod Barnes, son is AC Brandon Barnes

Connecticut

HC Dan Hurley, son is FR Andrew Hurley

Davidson

HC Bob McKillop, son is AC Matt McKillop

Duke

HC Mike Krzyzewski, grandson SO Michael Savarino

High Point

HC Tubby Smith, son is AC G.G. Smith

Houston

HC Kelvin Sampson, son is AC Kellen Sampson

Illinois

HC Brad Underwood, son is GR Tyler Underwood

Iowa

HC Fran McCaffery, son is JR Connor McCaffery & SO Patrick McCaffery

Liberty

HC Ritchie McKay, son is SR Luke McKay

Memphis

HC Anfernee Hardaway, son is SO Jayden Hardaway

Minnesota

AC Ed Conroy, son is SR Hunt Conroy

Michigan State

HC Tom Izzo, son is FR Steven Izzo

Southern

HC Sean Woods, son is FR DeSean Woods

Southern Illinois

HC Bryan Mullins, son is AC Brendan Mullins

Syracuse

HC Jim Boeheim, son is JR Buddy Boeheim

Texas Southern

HC Jonny Hones, son is SR John Jones

UIC

HC Luke Yaklich, son is FR Griffin Yaklich

USC

AC Eric Mobley, son is SO Isaiah Mobley
and FR Evan Mobley

USC Upstate

HC Dave Dickerson, son is FR Dave Dickerson

Utah

HC Larry Krystkowiak, son is FR Luc Krystkowiak
DOBO Chris Jones, son is SO Rylan Jones

Wake Forest

HC Steve Forbes, son is VC Chris Forbes

Western Illinois

HC Rob Jeter, son is FR Rob Jeter IV

Western Kentucky

HC Rick Stansbury, son is FR Noah Stansbury

Wright State

HC Scott Nagy, son is FR. TJ Nagy

3 HL CHAMPIONSHIPS

40+ TITANS

Antoine Davis went for 48 points against Wright State as a freshman, the most ever by a Titan true freshman. He now has three of the top 10 scoring performances in school history.

Player	Opponent	Date
Archie Tullos (49)	vs. Bradley	2/2/88
Antoine Davis (48)	vs. Wright State	1/3/19
Terry Duerod (47)	vs. CCNY	2/10/79
Spencer Haywood (45)	vs. Canisius	2/26/69
Dave DeBusschere (44)	at Dayton	2/10/62
Antoine Davis (43)	at IUPUI	2/29/20
Willie Green (43)	at UIC	1/27/03
Marvin Owens (43)	vs. Loyola (IL)	3/5/88
Archie Tullos (43)	vs. John Carroll	12/20/87
Antoine Davis (42)	vs. Loyola (MD)	11/19/18
Archie Tullos (42)	vs. Xavier	2/15/88
Bill Ebben (41)	vs. Tulsa	2/18/57
Bill Ebben (41)	at Louisville	3/6/57
Willie Green (41)	vs. Wright St.	2/13/03
Spencer Haywood (41)	at LaSalle	2/21/69
Dorie Murray (41)	vs. Minnesota	12/20/65
Rashad Phillips (41)	vs. Green Bay	1/27/01
Bill Ebben (40)	vs. Northwestern	12/29/56
Tony Tolbert (40)	vs. Xavier	2/19/94
39, several times		

FRASER DID WHAT?

Graduate senior Marquell Fraser accomplished something no Titan has done in 24 years and that was post a double-double in his Titan debut.

Fraser had 11 points and a career-high 12 rebounds at nationally-ranked Michigan State, the first Titan to record a double-double in their first game since Derrick Hayes notched 14 points and 10 boards against Wayne State on Nov. 23, 1996.

It was his third career double-double.

Fraser has shown that he can do it all for the Titans, score, rebound, distribute and play defense and his all-around skill set is on display in every game.

He is coming off a weekend where he tallied 10 points, four rebounds, four assists and two steals in the second win over Purdue Fort Wayne and that was after handing out a career-high seven assists in game one.

In his last seven games, he is averaging 7.7 points, 5.2 rebounds and 4.0 assists, shooting 61.7% from the field (21-of-34).

He has also made 14-straight free-throws as he is 84.2% at the line on the year.

Fraser had 12 points, seven rebounds, two assists and two steals at Notre Dame,

a season-best 19 points hitting 8-of-12 shots in the first game versus Wright State and 10 points with seven boards and five helpers in the second game.

In the second win over Green Bay, he was back in double figures for the first time in four games scoring 10 points and registering nine boards with four assists.

At Oakland, he scored seven points and had seven boards in game one and then handed out six assists in the win, while at Youngstown State in game two, he netted 14 points.

SOMETHING TO PROVE

A transfer from St. Bonaventure, Matt Johnson has scored in double digits eight times, grabbed at least five rebounds in seven games and handed out at least three assists in three contests.

He also has three 20-point performances including a career-high 24 his last time out against Purdue Fort Wayne as he was a career-best 9-of-14 with six 3-pointers to go with six boards.

In his last five games, he is tallying 12.4 points on 57.5% shooting (23-of-40) and 50.0% from three (12-of-24) and that was after being held scoreless in his prior two games.

He certainly made a name for himself in his debut tallying a then career-high 20 points going 7-of-14 from the field and 4-of-6 from three with five rebounds, three assists, a block and a steal at No. 8 Michigan State.

He came right back to score 15 at Notre Dame with five rebounds and an assist at Notre Dame, pulled down seven rebounds with a career-best five steals against Kent State and tied his then career-high with 20 points and recorded a collegiate-best eight boards against Wright State.

His previous career-high in scoring was just 12 points at George Washington last season as a member of St. Bonaventure, where he scored just 37 points all year. season.

WHAT'S OUR 5?

After starting the year using the same starting five in five-straight games, the Titans have used 10 different starting line-ups in the last 11 games.

Nine different Titans have started a game as only graduate senior Bul Kuol and junior Antoine Davis have started all 16.

22 PLAYERS DRAFTED BY NBA/ABA

IMPRESSIVE NUMBERS

CAREER DOUBLE-FIGURE SCORING

Antoine Davis:	76
Bul Kuol:	28
Taurean Thompson:	21
Marquell Fraser:	19
Dwayne Rose Jr.:	14
Chris Brandon:	9
Willy Isiani:	9
Matt Johnson:	9
Noah Waterman:	7
Brad Calipari:	6

CAREER 40+-PLUS POINT SCORING

Antoine Davis:	3
----------------	---

CAREER 30+-PLUS POINT SCORING

Antoine Davis:	18
----------------	----

CAREER 20+-PLUS POINT SCORING

Antoine Davis:	54
Bul Kuol:	4
Matt Johnson:	3
Dwayne Rose Jr.:	3
Brad Calipari:	1
Marquell Fraser:	1
Willy Isiani:	1
Taurean Thompson:	1

5 + ASSISTS

Antoine Davis:	30
Marquell Fraser:	6
Bul Kuol:	2
Willy Isiani:	1
Taurean Thompson:	1

5 + REBOUNDS

Chris Brandon:	40
Bul Kuol:	28
Marquell Fraser:	20
Antoine Davis:	14
Taurean Thompson:	12
Willy Isiani:	12
Dwayne Rose Jr.:	9
Matt Johnson:	7
Noah Waterman:	5
Buay Koka:	1

3 + STEALS

Antoine Davis:	11
Bul Kuol:	4
Marquell Fraser:	2
Matt Johnson:	1

3 + BLOCKS

Chris Brandon:	8
Taurean Thompson:	6
Willy Isiani:	1
Bul Kuol:	1

DOUBLE-DOUBLES

Chris Brandon:	4
Marquell Fraser:	3
Taurean Thompson:	1

13 POSTSEASON APPEARANCES

CLEANING THE GLASS

Junior Chris Brandon returned to the team against Wright State after missing the first four contests of the season due to a wrist injury.

After playing just 10 minutes in the first game, he started to return to fashion in game two scoring six points with six rebounds and two blocks. One of his dunks was No. 3 on ESPN's SportsCenter's Top 10 Plays of the game on Dec. 20.

He had seven points in the second game versus Oakland and netted six points with a season-high eight rebounds in the second game against Green Bay.

At Youngstown State, he averaged 5.5 boards with five in game one and six in game two.

Last year, he recorded career highs with a team-high 8.1 rebounds and 44 blocks to go with 6.3 points and 20 steals. He also shot a career-best 63.4% from the field, a team-high and second in school history.

Brandon recorded a team-high four double-doubles on the year and pulled

down at least 10 rebounds in 12 contests, including 10 times in conference action.

He scored a career-high 18 points (9-10 FG) and blocked a career-best six shots with 12 rebounds against IUPUI and pulled down a career-high 18 rebounds - the most boards by a Titan since 1992 - at Oakland.

PLAYING ALL 40

Antoine Davis led the HL with 36:45 minutes per game, 25th in the NCAA, last season and is currently first in the league and fourth in the country again at 38:28.

He notched a career-high 44 minutes in the overtime game against Oakland and played 40 minutes in the first game at Youngstown State, and has now played 40 or more minutes 19 times in his career, including three of the last six and seven of the 16 games this season.

Davis is not the only one on the court a lot as Bul Kuol is averaging 36:12 minutes per game, third in the HL and 32nd in the nation as he has played 40 or more minutes six times this season.

EIGHT POSTSEASON WINS

BIG WILLY STYLE

Junior Willy Isiani is back and looking to improve on his skill as a big man who can hit from the outside. A native of Tbilisi, Georgia, he is believed to be the first Titan from the country of Georgia.

While he is known as a shooter, he is starting to learn the post position grabbing a career-high 12 rebounds with eight points at Western Michigan, posting a career-high five assists with six rebounds and two steals at Michigan State and 10 boards with two blocks at Notre Dame.

He showed his offense versus Kent State scoring 15 points with seven boards and three assists.

He has connected on the three ball on 66 of his 95 field goals in his career.

CAREER 20+ POINT GAMES

ANTOINE DAVIS (54)

2020-21

26 vs. Purdue Fort Wayne (2/6/21)

30 vs. Purdue Fort Wayne (2/5/21)

24 at Youngstown State (1/30/21)

25 at Youngstown State (1/29/21)

27 at Oakland (1/23/21)

30 at Oakland (1/22/21)

30 vs. Green Bay (1/16/21)

26 vs. Green Bay (1/15/21)

21 vs. Kent State (12/8/20)

24 at Michigan State (12/4/20)

2019-20

43 at IUPUI (2/29/20)

26 pts. at UIC (2/27/20)

27 pts. vs. Milwaukee (2/23/20)

29 pts. vs. Green Bay (2/21/20)

34 pts. vs. Youngstown State (2/13/20)

28 pts. at Wright State (2/6/20)

26 pts. vs. Oakland (1/31/20)

27 pts. vs. IUPUI (1/23/20)

29 pts. at Milwaukee (1/16/20)

24 pts. vs. Wright State (1/5/20)

31 pts. at #1 Gonzaga (12/30/19)

24 pts. at Oakland (12/28/19)

35 pts. vs. SIUE (12/21/19)

26 pts. vs. Northeastern (12/19/19)

27 pts. at Notre Dame (12/10/19)

23 pts. at Kent State (12/4/19)

33 pts. at Ohio (11/30/19)

30 pts. vs. Louisiana Lafayette (11/25/19)

23 pts. vs. UC Irvine (11/25/19)

26 pts. at Clemson (11/17/19)

28 pts. at NC State (11/10/19)

2018-19

30 pts. at NKU (3/6/19)

25 pts. vs. UIC (3/2/19)

20 pts. vs. IUPUI (2/28/19)

20 pts. at Oakland (2/23/19)

22 pts. at Green Bay (2/16/19)

27 pts. at Milwaukee (2/14/19)

26 pts. at NKU (2/7/19)

23 pts. at Youngstown State (2/2/19)

29 pts. vs. Cleveland State (1/31/19)

28 pts. at UIC (1/24/19)

32 pts. vs. Milwaukee (1/12/19)

29 pts. vs. Green Bay (1/10/19)

33 pts. vs. NKU (1/5/19)

48 pts. vs. Wright State (1/3/19)

27 pts. at Youngstown State (12/28/18)

27 pts. at Akron (12/1/18)

30 pts. vs. Kent State (11/28/18)

24 pts. at Eastern Michigan (11/24/18)

32 pts. vs. Bowling Green (11/20/18)

42 pts. vs. Loyola Maryland (11/19/18)

20 pts. at Butler (11/12/18)

30 pts. at Temple (11/9/18)

32 pts. at Western Michigan (11/6/18)

DWAYNE ROSE JR. (3)

2019-20

22 pts. at UIC (2/27/20)

21 pts. at NKU (2/8/20)

20 pts. at Wright State (2/6/20)

BUL KUOL (4)

2020-21

29 vs. Purdue Fort Wayne (2/5/21)

22 vs. Green Bay (1/16/21)

28 vs. Oakland (12/26/20)

21 vs. Wright State (12/20/20)

MATT JOHNSON (3)

2020-21

24 vs. Purdue Fort Wayne (2/6/21)

20 vs. Wright State (12/20/20)

20 at Michigan State (12/4/20)

BRAD CALIPARI (1)

2019-20

20 pts. vs. Toledo (12/14/19)

MARQUELL FRASER (1)

2019-20 at Idaho

22 pts. vs. Montana State (1/9/20)

WILLY ISIANI (1)

2018-19

20 pts. at IUPUI (1/26/19)

TAUREAN THOMPSON (1)

2016-17 at Syracuse

22 pts. vs. Boston (12/10/16)

WHERE WE RANK

TEAM	HL	NCAA
Scoring Offense (75.8)	2nd	83rd
Scoring Defense (74.7)	7th	267th
Free Throw Pct. (79.8%)	1st	6th
Free Throws Made (186)	9th	210th
Free Throws Attempts (233)	10th	269th
Field Goal % (45.5)	3rd	103rd
Field Goal % Defense (46.3)	6th	280th
3-FG Per Game (9.9)	1st	16th
3-FG Makes (159)	2nd	35th
3-FG Attempts (415)	6th	71st
3-FG % (38.3)	2nd	25th
3-FG % Defense (38.0)	12th	318th
Rebounds Per Game (32.8)	10th	285th
Offensive Rebs. Per Game (9.2)	8th	219th
Fouls per game (14.4)	2nd	10th
Turnovers Per Game (11.8)	4th	57th
Forced Turnovers Per Game (13.1)	9th	205th
Assists Per Game (14.6)	4th	95th
Assist Turnover Ratio (1.24)	1st	59th
Blocks Per Game (2.4)	6th	255th
Steals Per Game (6.9)	8th	131st

INDIVIDUAL HL ... NCAA POINTS PER GAME

Antoine Davis (22.0)	1st	5th
Bul Kuol (15.2)	13th	233rd

TOTAL POINTS

Antoine Davis (352)	3rd	24th
Bul Kuol (243)	16th	226th

ASSISTS PER GAME

Antoine Davis (4.3)	5th	104th
Marquell Fraser (3.2)	12th	316th

ASSISTS TURNOVER RATIO

Marquell Fraser (2.22)	4th	75th
Antoine Davis (1.28)	13th	295th

FIELD GOAL %

Bul Kuol (42.9)	10th	269th
Antoine Davis (41.6)	13th	292nd

FIELD GOALS MADE

Antoine Davis (123)	5th	28th
Bul Kuol (82)	20th	276th

3PT. FIELD GOALS MADE

Antoine Davis (55)	2nd	17th
Bul Kuol (40)	5th	86th

3PT. FIELD GOALS MADE PER GAME

Antoine Davis (3.44)	1st	5th
Bul Kuol (2.50)	3rd	81st

3PT. FIELD GOAL %

Bul Kuol (41.2)	1st	30th
Antoine Davis (36.4)	2nd	71st
Matt Johnson (1.88)	14th	306th

FREE THROW %

Antoine Davis (86.4)	1st	57th
----------------------	-----	------

REBOUNDS PER GAME

Chris Brandon (5.0)	21st	N/A
Marquell Fraser (4.8)	24th	N/A

MINUTES PER GAME

Antoine Davis (38:28)	1st	4th
Bul Kuol (36:12)	3rd	32nd

FROM ALL OVER

The Detroit Mercy men's basketball team will feature student-athletes from seven states (Alabama, Illinois, Maryland, Michigan, New Jersey, New York and Texas) and four countries (Australia, Canada, Georgia, Sudan).

THE BATTLE OF THE BOARDS

The Titans dominated the glass their last time out against Purdue Fort Wayne to the tune of a season-best +14 margin (37-23), which included 14 offensive rebounds.

It was the sixth time this season Detroit Mercy has won the rebounding battle and the +14 was the best since outworking Youngstown State by 15 in the first round of the 2016 Horizon League Tournament.

Overall, the Titans are 10th in the HL in rebounding at 32.8 per night.

THE COMEBACK KIDS

The year of the pandemic has seen some unpredictable contests this season, especially in back-to-back league games.

After beating Green Bay 86-61 in game one - the Titans found themselves down by 14 in game two in the first half, 31-17, before storming back to win 68-65.

The 14-point comeback was the biggest since overcoming a 17-point deficit, 45-28 in the first half, at home against Milwaukee last season.

HUGE WINS

The Titans' 27-point win over Purdue Fort Wayne, 83-56, was the biggest conference victory since beating Cleveland State, 92-62, at home in 2013.

Just a couple of weeks ago, the Titans downed Green Bay by 25 points, 86-61.

The 27-point wins was also the biggest margin since a 131-69 tally over Siena Heights in 2017.

WHAT A SHOOTING PERFORMANCE

In the Titans' 86-61 win over Green Bay on Jan. 15, Detroit Mercy posted one of its best offensive efforts in school history.

The red, white and blue tied a school record for 3-pointers with 17 and also shot 66.0% in the game (31-of-47), 62.5% in the first half and 69.6% in the second half.

The 66.0% shooting was the best by the Titans since registering 68.2% (30-of-44) at Youngstown in an 83-70 victory in 2015.

EXTRA SESSION BLUES

The Titans played their first overtime game of the season in a 77-75 setback to Oakland.

Detroit Mercy has now lost six-straight overtime games with its last win coming in 2015, 93-87 over Youngstown State.

JERRY WEST AWARD WATCH LIST

Antoine Davis is no stranger to national recognition and he added to his collection of awards by being named to the Jerry West Award watch list by the Naismith Memorial Basketball Hall of Fame.

Davis was named a top-10 finalist for the award last season.

Previous winners include Myles Powell, Seton Hall (2020), RJ Barrett, Duke (2019), Carsen Edwards, Purdue (2018) and Malik Monk, Kentucky (2017).

A LONG WAIT

Due to the COVID-19 pandemic, Detroit Mercy had not played for 19 days until its game against Green Bay.

The Titans last played versus Oakland on Dec. 27 as the team did not travel to UIC on Jan. 1-2 as it was on a mental wellness pause and then was on a positive test pause canceling its games at Milwaukee from Jan. 15-16.

The 19-day layoff was the longest in school history.

GOING AFTER YOU DAD

Head coach Mike Davis is quick to point out that Antoine Davis is not the defender that he was in college, but in terms of offense, the son has won the battle.

Coach Davis starred at Alabama from 1979 to 1983 and totaled 1,211 points in 121 career games, going 478-of-1003 (47.7%) from the field with 238 assists.

Antoine now has 1,865 career points, 310 assists and 101 steals.

For Brad Calipari, he has already surpassed his dad's, John Calipari, point totals at Division I as he has 174 at DI.

Coach Cal played three seasons of college ball, one at UNC Wilmington and two at Clarion. At UNC Wilmington in 1978-79, he posted 29 points hitting 4-of-17 from the field and 21-of-25 at the line.

At Clarion, Calipari scored 202 points, but ran the offense with 193 assists.

13 POSTSEASON APPEARANCES

"WE ARE ALL ONE TEAM"

In an effort to provide Horizon League student-athletes with an even greater role in responding to a variety of social issues, the Horizon League launched the "We Are All One Team" platform.

The platform is designed to expand and amplify the League's commitment to unity, service, learning and engagement. "We Are All One Team" will provide a voice for the League, its members and student-athletes in a dynamic and unified way, and is built on the notion that although schools and student-athletes compete against each other, through a commitment to stewardship and respect, and by working together, we can create meaningful and impactful change.

YEAR OF CHANGE FOR THE HORIZON LEAGUE

It has been quite a year of change for the Horizon League and that is not even taking into consideration what is going on with the pandemic.

The league - now in its 42nd season - will welcome two new members in Purdue Fort Wayne and Robert Morris.

The Titans are the eldest team in the Horizon League in its 41st year (were not members in the first year of competition in 1979-80) as the league has gone through three name changes from the Midwestern City Conference to the Midwestern Collegiate Conference (1985) and finally to the Horizon League (2001).

In October, The Horizon League Board of Directors announced the selection of Julie Roe Lach as Commissioner effective January 1, 2021, as she takes over for current Commissioner, Jonathan B. LeCrone, will move to a new role as Advisor to the Commissioner on the same date.

LeCrone has served as Commissioner of the Horizon League since 1992.

WILLIE GREEN NOW COACHING IN NBA

Willie Green, who starred as a Titan from 1999-2003, was named an assistant coach for the Phoenix Suns in 2019 after spending the prior four seasons on the Golden State Warriors staff, helping the team win two NBA Championships.

Green was a part of four Titan winning seasons, including a pair of 20-win campaigns and postseason appearances.

As a sophomore, Green helped Detroit Mercy reach the semifinals of the NIT knocking out Bradley, Connecticut and

Dayton as the Titans made their way to Madison Square Garden.

Green is still fourth all-time in scoring with 1,779 points. As a senior, he was an AP Honorable Mention All-American and the Horizon League Player of the Year after averaging a league-best 22.6 points per game.

He was selected in the second round (41st) in the 2003 NBA Draft by the Seattle SuperSonics and later traded to the 76ers. He would play seven of his 12 NBA seasons with Philadelphia, averaging a career-high 12.4 points in 2007-08 and 11.3 points in 2006-07.

He finished his career playing in 731 games tallying 8.3 points, 1.8 rebounds and 1.3 assists.

TITANS LOST A LEGEND IN TERRY DUEROD

The Titan family was in mourning with the news that they have lost one of their all-time great players as Terry Duerod entered eternal life on Nov. 13 after battling Leukemia.

Duerod, 64, was known as "Sweet Doo" during his time with the Titans from 1975-79, helping the men's basketball program rise to national status. He was known as one of the best shooters in the game in a time when there was no 3-point line.

The sharpshooter finished his career scoring 1,690 points, still sixth in school history and fourth when he graduated. In 111 career games, he tallied 15.2 points per game and is among the top 10 career leaders in field goals (third with 790).

"So sad to learn about the passing of Terry Duerod," said former coach Dick Vitale. "He is one of the really special players at the University. I am absolutely crushed. I found out with a phone call from his wife this morning that he had passed from cancer. He was unique. He was Mr. Excitement. When the ball was in his hands, the crowd was in a frenzy. His range was the minute he came out of the locker room. I am telling you, if there was a 3-point line during that era, he would have put points up at a staggering rate and his stat totals would be way higher than they are."

During his time, he helped the Titans to one of their best runs in school history compiling a 91-22 record with three trips to the postseason and two postseason victories. The Titans made the NCAA Tournament in 1977 -- with a win in the first round -- and 1979 as well as the NIT in

EIGHT POSTSEASON WINS

1978 -- tallying another triumph.

He was drafted by the Detroit Pistons in the third round (48th overall) in 1979 and played in 143 career games in the NBA over four seasons. He averaged 9.3 points per game and shot 47.2 percent from the field during his rookie campaign for the Pistons. He later played for the Dallas Mavericks, Boston Celtics and Golden State Warriors, winning a NBA championship with Boston in 1981.

A star at Highland Park High School, when his time playing professional basketball was over, Duerod began a 27-year career serving as a firefighter in Detroit, a career that he retired from in 2016 at the age of 60 because of the department's retirement policy.

TITANS REMEMBER SMOKEY GAINES

The Titan community was deeply saddened to learn that former head coach David "Smokey" Gaines entered eternal life on Sept. 5 after a battle with liver and brain cancer. He was 80 years old.

Gaines - the first African American coach in Titan history and a native Detroit - came to the University as a part-time assistant coach under Dick Vitale in 1973 after coaching stops at his high school and college alma mater. He was later promoted to a full-time assistant coach and was a vital part in helping build the great Titan teams of the 1990's. In his final season as an assistant coach, U-D went 25-4 with a win in the NCAA Tournament over Middle Tennessee State before falling to Michigan.

After Vitale stepped down from the head coaching position, Gaines took over and guided the program to another 25-4 mark in 1978 with a trip to the NIT and a 22-6 record in 1979 with an appearance in the NCAA Tournament. His first win was at Toledo, 76-64. He also led the team to a 94-72 victory against defending NIT champion St. Bonaventure and a Motor City title with wins over Harvard and Eastern Michigan. In the postseason, the Titans defeated VCU in the first round of the NIT. In his second season, the squad posted wins over Oregon, Georgetown, Marquette and Xavier on its way to the NCAA Tournament.

He then went to take over as head coach at San Diego State from 1979-87 and helped that team win a Western Athletic Conference title and a NCAA Tournament appearance in 1984-85 as well as a NIT appearance in 1981-82.

3 HL CHAMPIONSHIPS

COACH DAVIS COACHING STAFF

Experience in the system and experience on the collegiate level will be all over the Titan sidelines for head coach Mike Davis.

Mike Davis Jr.

Someone who knows coach Davis more than anyone, Mike Davis Jr. learned the game from his dad and not only played under him at Indiana and UAB, but has been on the sidelines with him for eight years now.

Davis Jr. served as an assistant coach for six years at Texas Southern, where the Davis duo built the Tigers into a perennial power in the SWAC and a staple in the postseason.

During his six seasons, Texas Southern won four regular season and conference tournament championships and appeared in four NCAA Tournaments with one NIT bid. In 2018, the Tigers won their first-ever NCAA Tournament game, defeating North Carolina Central in the First Four match-up.

His first collegiate coaching job was at Chipola Junior College in 2011-12. Prior to that, he worked on the AAU circuit with the Alabama Ice as an assistant coach from 2010-12.

Davis Jr. played collegiate basketball at Blackhawk Community College, Indiana and UAB, and saw action in 76 games at the Division I level.

Tracy Dildy

No stranger to the Midwest, Horizon League or coach Davis, Tracy Dildy worked with coach Davis at UAB in 2006-07 and also has coaching stops at Mississippi, Auburn, DePaul and Ball State before his recent assignment as head coach at Chicago State.

He was the head coach at Chicago State

from 2010-2018 and also served as the athletic director in his final season. He guided the Cougars to their first-ever Division I postseason appearance as the team won the Great West Conference and earned a bid to the CIT in 2013.

He was named the top mid-major assistant by Hoop Scoop in 2008, one of the top 25 mid-major assistant by CollegeInsider.com in 2009 and one of Hoop Scoop's top 50 mid-major assistants in Basketball Times when he was at UIC from 2007-10.

He helped assemble a nationally-ranked recruiting class for the 2005-06 season at Mississippi that was rated as high as third by numerous recruiting publications and earned a spot on Rivals.com's list of the Top 25 recruiters in the nation in June 2005.

At DePaul from 1997-2002, he worked as an assistant coach, the associate head coach and even served as an acting head for a period in 2001 and helped the Blue Demons advance to the quarterfinals of the NIT in 2001 and reached the second round of the 2002 NCAA Tournament. He spearheaded four huge recruiting classes for DePaul which included the nation's top-ranked class in 2001 and the second-best class in the country in 1999, in addition to signing future NBA players Quentin Richardson, Bobby Simmons, Steven Hunter and Eddy Curry.

Mark Montgomery

Mark Montgomery joined the team as an assistant coach in the middle of the 2020-21 season.

A local native from Inkster, he was a four-year starter at Michigan State and eventually became an assistant coach for 10 years at his alma mater.

Montgomery recently was head coach at Northern Illinois for the last 10 seasons and

took the program to new heights, leading the team to both a postseason appearance and a victory over a ranked opponent. His 124 wins were the third-most in school history and his 21-win campaign in 2015-16 was tied for the second-most victories in school history. He led the team to a share of the MAC West Division crown in 2019-20 and under his watch, his student-athletes accumulated three NABC All-District honors, six All-MAC honors and four MAC All-Freshman Team recognitions and one Lou Henson All-America Team selection.

During his 10 seasons on Hall of Famer Tom Izzo's staff at Michigan State from 2001-11, the Spartans made 10 straight trips to the NCAA Tournament and three Final Four appearances. He helped coach 26 All-Big Ten players at Michigan State and six players that went on to be selected in the NBA Draft.

Montgomery began his coaching career as an assistant coach at Central Michigan in 1997-98. Following a 6-23 season in 1999-2000, the Chippewas made a worst-to-first turnaround the following season as they finished the 2000-01 campaign with a 20-8 record, winning the MAC with a conference mark of 14-4.

Montgomery played for Jud Heathcote at Michigan State from 1988-92. A 1992 All-Big Ten Third Team selection, Montgomery ended his career as the then-career leader in games played at MSU (126). A four-year starter for the Spartans, he was part of the 1990 Big Ten Championship team, three NCAA Tournament teams and an NIT Final Four team. Montgomery ranks fourth on the career assists chart (561) after leading the team in assists as a junior (169) and senior (190). He also ranks fourth on the MSU career steals list (168). He was also a two-time Academic All-Big Ten honoree.

SOCIAL MEDIA

The Detroit Mercy Titans athletic department and men's basketball team utilize social media in a number of different ways and encourage all fans to interact with the Titans through Twitter, Facebook, Instagram, Snapchat and YouTube.

On Twitter, fans can follow @DetroitTitans throughout the year for information on all Titan athletic events and sports. The Detroit Mercy men's basketball twitter account is @DetroitMBB and that account will have live tweets throughout the game. Fans can also follow the Titans on Instagram at DetroitTitans and the men's basketball team at detroit_mercy_mbb.

The Titan athletic Facebook page is named Detroit Mercy Titans, while another is named after its cheerful mascot in Tommy Titan.

DetroitMercyAthleticsistheofficialYouTubepageforTitanathletics, where fans can find interviews, highlights and promotional material for all Titan sports.



ALL-TIME TITANS IN THE NBA/ABA

The Titans have had a number of student-athletes move into the professional ranks. Below are the Titans who were drafted by the NBA/ABA or who have appeared in a NBA/ABA game.

Player	Team	Rd	Year
Ray McCallum	Sacramento	2	2013
Willie Green	Seattle	2	2003
Greg Wendt	Boston	6	1986
Keith Gray	Washington	7	1985
Joe Kopicki	Atlanta	3	1982
Jerry Davis	Washington	5	1982
Terry Duerod	Detroit	5	1979
Earl Cureton	Philadelphia	3	1979
Terry Tyler	Detroit	2	1978
John Long	Detroit	2	1978
Dennis Boyd	New Orleans	4	1977
Ron Bostick	Milwaukee	7	1977
Terry Thomas	Detroit	9	1975
Owen Wells	Houston	5	1974
Frank Russell	Chicago	3	1972
Bill Pleas	Atlanta	7	1972
Spencer Haywood	Denver (ABA)	1	1970
Dorie Murrey	Detroit	2	1966
Dave DeBusschere	Detroit	1	1962
Bill Ebben	Detroit	3	1957
Guy Sparrow	New York	3	1955
Norm Swanson	Rochester	2	1953

Other Titan Pro Players

Desmond Ferguson
Jermaine Jackson
Lee Knorek
Gino Sovran
Art Stolkey

CURRENT TITANS IN THE PRO'S

Torvoris Baker	Germany
Paris Bass	Puerto Rico
Gerald Blackshear Jr.	Slovenia
Chris Blake	Nicaragua
Evan Bruinsma	Hungary
Jason Calliste	Canada
Kam Chatman	Belgium
Ray McCallum	China
Josh McFoley	Croatia
Chris Hayes	Brazil
Jaleel Hogan	Uruguay
Eli Holman	China
Juwan Howard Jr.	France
Chris Jenkins	Finland
Brandan Kearney	Qatar
Thomas Kennedy	Japan
Jermaine Lippert	Germany
Nick Minnerath	South Korea
Roschon Prince	Japan
Darrell Riley Jr.	Armenia
Chase Simon	France
Jarod Williams	ECBL

GAME BY GAME STARTERS

Game	Name/Pos	Name/Pos	Name/Pos	Name/Pos	Name/Pos
at Michigan State	Davis/G	Fraser/G	Johnson/G	Kuol/F	Isiani/F
at Notre Dame	Davis/G	Fraser/G	Johnson/G	Kuol/F	Isiani/F
vs. Kent State	Davis/G	Fraser/G	Johnson/G	Kuol/F	Isiani/F
at Western Mich.	Davis/G	Fraser/G	Johnson/G	Kuol/F	Isiani/F
vs. Wright State	Davis/G	Fraser/G	Johnson/G	Kuol/F	Isiani/F
vs. Wright State	Davis/G	Fraser/G	Rose Jr./G	Kuol/F	Isiani/F
vs. Oakland	Davis/G	Johnson/G	Waterman/G	Kuol/F	Koka/F
vs. Oakland	Davis/G	Fraser/G	Waterman/G	Kuol/F	Koka/F
vs. Green Bay	Davis/G	Fraser/G	Kuol/G	Brandon/F	Koka/F
vs. Green Bay	Davis/G	Fraser/G	Waterman/G	Kuol/F	Koka/F
at Oakland	Davis/G	Fraser/G	Waterman/G	Kuol/F	Isiani/F
at Oakland	Davis/G	Rose Jr./G	Waterman/G	Kuol/F	Brandon/F
at Youngstown State	Davis/G	Rose Jr./G	Fraser/G	Waterman/G	Kuol/F
at Youngstown State	Davis/G	Rose Jr./G	Fraser/G	Kuol/F	Brandon/F
vs. Purdue Fort Wayne	Davis/G	Rose Jr./G	Fraser/G	Kuol/F	Brandon/F
vs. Purdue Fort Wayne	Davis/G	Johnson/G	Fraser/G	Kuol/F	Brandon/F
at Cleveland State					
at Cleveland State					
vs. Robert Morris					
vs. Robert Morris					

OUR COURT NAMED AFTER DICKY V

Dick Vitale was honored as the court was renamed after him in 2012 in historic Calihan Hall.

He was the head coach at the University from 1973-77 tallying a 78-30 record with a trip to the NCAA Tournament in 1977.

He recruited the likes of John Long, Terry Tyler, Terry Duerod and Wilbert McCormick and turned Calihan Hall into one of the most visited venues in college basketball in the late 70's.

He went 17-9 in each of his first two seasons and posted a 19-8 mark in 1975-76. In his final year as a head coach, the Titans touched the competition going 25-4, including a 21-game winning streak, and earning a bid to the NCAA Tournament. They would defeat Middle Tennessee State, 93-76, for the school's first-ever victory in the NCAA Tournament and then took on a powerful Michigan squad, dropping an 86-81 decision.

Vitale has been selected for 10 halls of fame in his career.

115 YEARS OF TITAN BASKETBALL

This season is the 115th year of collegiate basketball at the University of Detroit Mercy - the oldest Division I program in the state - as the Tigers - yes, Tigers as they were called back then - beat Collegiate, 18-7, in the first official Detroit basketball game in 1905.

Until 1919, the U-D teams were known as the Tigers. In the fall of 1919, Detroit Free Press' sportswriter Stan Brink, who was covering football for the paper, thought that a good nickname for the team would be the Titans.

In its 115 years (two years records are missing in 1907-08 and 1908-09), Detroit Mercy is 1,436-1264 (.541) with two regular-season HL Championships (1998, 1999) and three tournament titles (1994, 1999, 2012).

Detroit Mercy has also made six NCAA tournaments (1962, 1977, 1979, 1998, 1999, 2012) and seven NIT appearances (1960, 1961, 1965, 1978, 2001, 2002, 2013).

3 HL CHAMPIONSHIPS

22 PLAYERS DRAFTED BY NBA/ABA

HORIZON LEAGUE

2020-21 STANDINGS

Team	W-L	HL	Seed
Cleveland State	14-5	14-2	1
Wright State	15-4	13-3	2
Northern Kentucky	11-8	9-5	4
Detroit Mercy	8-8	7-5	6
Oakland	8-15	8-8	3
Milwaukee	7-8	6-7	8
UIC	8-9	5-7	10
Youngstown State	10-10	6-10	5
Green Bay	6-14	6-10	7
IUPUI	5-8	4-8	11
Purdue Fort Wayne	6-11	5-11	9
Robert Morris	3-11	2-9	12

Due to the unbalanced nature of the Horizon League schedule because of COVID-19, this season the championship will be seeded utilizing a formula that considers four factors: League winning percentage, strength of schedule, weighting road wins vs. home wins and number of League games played.

2020-21 PRESEASON POLL

Team (1st Place Votes) - Total Votes

1. Wright State (37) - 517
2. Youngstown State (3) - 423
3. Northern Kentucky (4) - 413
4. Robert Morris - 345
5. UIC - 312
6. Oakland - 288
7. Cleveland State - 283
8. Green Bay - 253
9. **Detroit Mercy - 185**
10. Milwaukee - 172
11. Purdue Fort Wayne - 127
12. IUPUI - 114

Preseason Player of the Year

Loudon Love, Wright State

2020-21 PRESEASON ALL-LEAGUE

Preseason First Team All-League:

Antoine Davis, Detroit Mercy

Amari Davis, Green Bay

Marcus Burk, IUPUI

Loudon Love, Wright State

Darius Quisenberry, Youngstown State

Preseason Second Team All-League

Algevon Eichelberger, Cleveland State

Te'Jon Lucas, Milwaukee

Rashad Williams, Oakland

AJ Bramah, Robert Morris

Naz Bohannon, Youngstown State

DETROIT MERCY VS. OPPONENTS

Below is a game-by-game breakdown of how Detroit Mercy has fared against opponents in the certain statistical categories: Free Throws Made, Bench Points, Points in the Paint, Second Chance Points and Fast Break Points (Shown as Detroit Mercy stats first)

Game	FT	Bench	Paint	Off TO	2nd Chance	FB
at Michigan State	11-19	2-20	34-36	10-18	16-16	8-23
at Notre Dame	8-7	9-5	24-32	8-5	13-7	12-7
vs. Kent State	18-10	16-21	10-32	17-15	8-10	16-15
at Western Mich.	16-6	10-11	30-30	19-8	4-18	1-12
vs. Wright State	6-7	11-36	34-46	5-17	11-8	9-13
vs. Wright State	15-23	28-2	28-50	14-18	11-6	9-11
vs. Oakland	15-13	7-24	24-42	21-12	7-24	4-10
vs. Oakland	7-9	21-25	34-22	14-24	10-2	11-14
vs. Green Bay	7-1	31-28	20-16	23-11	5-4	9-3
vs. Green Bay	12-4	3-32	20-24	13-21	7-14	10-6
at Oakland	15-15	21-30	24-22	19-11	11-10	12-14
at Oakland	9-8	11-6	20-30	8-20	4-4	8-18
at Youngstown State	4-10	18-5	32-24	20-7	16-16	9-4
at Youngstown State	12-15	14-14	30-36	7-12	7-15	17-4
vs. Purdue Fort Wayne	10-4	11-30	18-30	9-10	0-8	2-7
vs. Purdue Fort Wayne	21-3	6-7	24-22	30-12	11-8	19-6
at Cleveland State						
at Cleveland State						
vs. Robert Morris						
vs. Robert Morris						

LEADS & DEFICITS

Below is a note on the largest lead and the largest deficit that Detroit Mercy has crossed in every game this year, along with the time and the half that the last margin occurred.

Game	Largest Lead	Largest Deficit	Result
at Michigan State	5 - 59-54 at 10:27 - 2nd	8 - 22-14 at 11:16 - 1st	L, 83-76
at Notre Dame	4 - 6-2 at 18:21 - 1st	11 - 76-65 at 00:38 - 2nd	L, 78-70
vs. Kent State	8 - 11-3 at 13:19 - 1st	19 - 51-32 at 15:07 - 2nd	L, 78-70
at Western Mich.	12 - 59-47 at 2:55 - 2nd	8 - 21-13 at 9:33 - 1st	W, 67-57
vs. Wright State	7 - 28-21 at 6:43 - 1st	28 - 82-54 at 7:10 - 2nd	L, 93-70
vs. Wright State	1 - 56-55 at 9:30 - 2nd	13 - 85-72 at 00:28 - 2nd	L, 85-72
vs. Oakland	11 - 15-4 at 13:11 - 1st	7 - 75-68 at 2:21 - OT	L, 77-75
vs. Oakland	14 - 24-10 at 10:38 - 1st	4 - 44-40 at 00:23 - 1st	L, 83-80
vs. Green Bay	29 - 86-57 at 1:09 - 2nd	6 - 6-0 at 17:50 - 1st	W, 86-61
vs. Green Bay	7 - 51-44 at 9:44 - 2nd	14 - 31-17 at 5:12 - 1st	W, 68-65
at Oakland	2 - 2-0 at 19:17 - 1st	27 - 50-23 at 19:03 - 2nd	L, 86-81
at Oakland	12 - 68-56 at 9:12 - 2nd	3 - 32-28 at 3:18 - 1st	W, 82-72
at Youngstown State	9 - 44-35 at 1:12 - 1st	5 - 60-55 at 11:05 - 2nd	W, 78-75
at Youngstown State	9 - 32-23 at 5:36 - 1st	5 - 64-69 at 6:29 - 2nd	W, 77-72
vs. Purdue Fort Wayne	12 - 72-60 at 2:59 - 2nd	5 - 31-26 at 6:39 - 1st	W, 82-72
vs. Purdue Fort Wayne	34 - 81-47 at 6:03 - 1st	1 - 3-2 at 19:08 - 1st	W, 83-56
at Cleveland State			
at Cleveland State			
vs. Robert Morris			
vs. Robert Morris			

THE LAST TIME.....

TEAM SCORING

The Titans scored 85-89 points in a game:

Jan. 15, 2021 (Detroit Mercy 86, vs. Green Bay 61)

The Titans scored 90-94 points in a game:

Feb. 29, 2020 (Detroit Mercy 90, at IUPUI 88)

The Titans scored 95-99 points in a game:

see below

The Titans scored 100-109 points in a game:

Jan. 10, 2019 (Detroit Mercy 101, vs. Green Bay 83)

The Titans scored 110-119 points in a game:

see below

The Titans scored 120-129 points in a game:

see below

The Titans scored 130+ points in a game:

Nov. 25, 2017 (Detroit Mercy 131, Siena Heights 69)

OPPONENT SCORING

An opponent scored 85-89 points:

Jan. 22, 2021 (Detroit Mercy 81, at Oakland 86)

An opponent scored 90-94 points:

Dec. 19, 2020 (Detroit Mercy 70, vs. Wright State 93)

An opponent scored 95-99 points:

Feb. 6, 2020 (Detroit Mercy 86, at Wright State 98)

An opponent scored 100-104 points:

see below

An opponent scored 105-109 points:

see below

An opponent scored 110+ points:

Dec. 10, 2019 (Detroit Mercy 71, at Notre Dame 110)

GAME OUTCOMES

The Titans won a game by more than 20-29 points:

Feb. 6, 2021 - 27 pts. (Detroit Mercy 83, vs. Purdue Fort Wayne 56)

The Titans won a game by more than 30-39 points:

see below

The Titans won a game by more than 40-49 points:

see below

The Titans won a game by more than 50-59 points:

see below

The Titans won a game by more than 60-69 points:

Nov. 25, 2017 - 62 pts. (Detroit Mercy 131, Siena Heights 69)

The Titans won a game by more than 70-79 points:

Jan. 11, 1964-72pts. (Detroit Mercy 115, Western Ontario 43) *school record

The Titans lost a game by more than 20-29 points:

Dec. 19, 2020 - 23 pts. (Detroit Mercy 70, vs. Wright State 93)

The Titans lost a game by more than 30-39 points:

Dec. 10, 2019 - 39 pts. (Detroit Mercy 71, at Notre Dame 110)

The Titans lost a game by more than 40-49 points:

Dec. 5, 2018 - 44 pts. (Detroit Mercy 57 at Toledo 101)

The Titans lost a game when scoring 80-89 points:

Jan. 22, 2021 (Oakland 86, Detroit Mercy 81)

The Titans lost a game when scoring 90-99 points:

Feb. 24, 2018 (Detroit Mercy 97, vs. Green Bay 107)

The Titans lost a game when scoring 100+ points:

Jan. 25, 2016 (Detroit Mercy 108, Green Bay 115, ot)

The Titans played an overtime game:

Dec. 26, 2020 (Detroit Mercy 75, vs. Oakland 77, OT)

The Titans played a double overtime game:

Nov. 26, 2016 (Detroit Mercy 81, Manhattan 84, 2OT)

The Titans played a triple overtime game:

Nov. 24, 2013 (Detroit Mercy 102, Stony Brook 104, 3OT)

INDIVIDUALS

A Titan player scored 25-29 points in a game:

Feb. 6, 2021, Antoine Davis (26) vs. Purdue Fort Wayne (W, 83-56)

A Titan player scored 30-34 points in a game:

Feb. 5, 2021, Antoine Davis (30) vs. Purdue Fort Wayne (W, 82-72)

A Titan player scored 35-39 points in a game:

see below

A Titan player scored 40-44 points in a game:

Feb. 29, 2020, Antoine Davis (43) at IUPUI (W, 90-88)

A Titan player scored 45 or more points in a game:

Jan. 3, 2019, Antoine Davis (48) vs. Wright State (W, 79-58)

A Titan player netted 5-Straight 20+ points:

see below

A Titan player netted 8-Straight 20+ points:

CURRENT, Antoine Davis (26) vs. Green Bay, (30) vs.

Green Bay, (30) at Oakland, (27) at Oakland, (25) at Youngstown State, (24) at Youngstown State, (30) vs. Purdue Fort Wayne, (26) vs. Purdue Fort Wayne

A Titan player netted 10-Straight 20+ points:

Willie Green 10-straight games from Jan. 25-Feb. 27, 2003

A Titan player netted 2-Straight 30+ points:

Jan. 16, 22, Antoine Davis (30) vs. Green Bay (W, 68-65), (30) at Oakland (L, 86-81)

Two Titans Scored 20 or more points in a game:

Feb. 6, 2021, Antoine Davis (26), Matt Johnson (24) vs. Purdue Fort Wayne (W, 83-56)

Three Titans Scored 20 or more points in a game:

Mar. 7, 2003, Willie Green (36), Elijah Warren (22), Terrell Riggs (21) vs. Loyola (W, 98-84)

Two Titans Scored 30 or more points in a game:

Feb. 24, 2018, Josh McFolley (34), Roschon Prince (32) vs. Green Bay (L, 107-97)

An opponent scored 30-34 points in a game:

Feb. 21, 2020, JayQuan McCloud (32) vs. Green Bay (L, 84-67)

An opponent scored 35-39 points in a game:

Jan. 31, 2020, Rashad Williams (37) vs. Oakland (L, 77-64)

An opponent scored 40+ points in a game:

Feb. 24, 1990, Negele Knight (42), Dayton (L, 88-82)

A Titan player had 7-9 assists in a game:

Feb. 5, 2021, Marquell Fraser (7) vs. Purdue Fort Wayne (W, 82-72)

A Titan player had 10-13 assists in a game:

Nov. 25, 2017, Jermaine Jackson Jr. (13) vs. Siena Heights (W, 131-69)

A Titan player had 14-16 assists in a game:

Feb. 10, 2000, Rashad Phillips (14) at Butler (L, 68-62)

A Titan player had 10-12 rebounds in a game:

Dec. 12, 2020, Willy Isiani (12) at WMU (W, 67-57)

A Titan player had 13-15 rebounds in a game:

see below

A Titan player had 16-19 rebounds in a game:

Feb. 15, 2020, Chris Brandon (17) vs. Cleveland St. (L, 67-66, OT)

A Titan player had 20 + rebounds in a game:

Dec. 5, 1992, Greg Grant (20) vs. Toledo (W, 73-52)

A Titan player had 4-6 blocks in a game:

Jan. 23, 2020, Chris Brandon (6) vs. IUPUI (W, 76-64)

A Titan player had 7-9 blocks in a game:

Dec. 29, 2016, Jaleel Hogan (8) vs. NKU (L, 81-70)

A Titan player had 10+ blocks in a game:

Feb. 15, 1978, Terry Tyler (13) at WMU (W, 113-91) *school record

A Titan player had 4-6 steals in a game:

Dec. 20, 2020, Bul Kuol (4) vs. Wright State (L, 85-72)

A Titan player had 7-9 steals in a game:

Nov. 25, 2017, Jermaine Jackson Jr. (9) vs. Siena Heights (W, 131-69)

A Titan player had 10 + steals in a game:

Dec. 10, 1980, Jerry Davis (10) vs. John Carroll (W, 87-60) *school record

A Titan player made 10-14 field goals in a game:

Feb. 5, 2021, Bul Kuol (12-of-21) vs. Purdue Fort Wayne (W, 82-72)

A Titan player made 15+ field goals in a game:

Feb. 29, 2020, Antoine Davis (15-of-28) at IUPUI (W, 90-88)

Two Titans made 10 + field goals in a game:

Dec. 22, 2003, James Thues (13-of-16), Jimmy Twyman (11-of-18) vs. Western Illinois (W, 95-61)

A Titan player attempted 20-24 field goals in a game:

Feb. 5, 2021, Bul Kuol (12-of-21) vs. Purdue Fort Wayne (W, 82-72)

A Titan player attempted 25-29 field goals in a game:

Dec. 4, 2020, Antoine Davis (10-of-26) at #8 Michigan State (L, 83-76)

A Titan player attempted 30 + field goals in a game:

Jan. 27, 2003, Willie Green (18-of-31) at UIC (W, 80-73)

THE LAST TIME.....

A Titan player had 5-6 three-point baskets in a game:
Feb. 6, 2021, Matt Johnson (6-of-10) vs. Purdue Fort Wayne (W, 83-56)

A Titan player had 7 three-point baskets in a game:
see below

A Titan player had 8 three-point baskets in a game:
Feb. 5, 2021, Antoine Davis (8-of-11) vs. Purdue Fort Wayne (W, 82-72)

A Titan player had 9 three-point baskets in a game:
see below

A Titan player had 10+ three-point baskets in a game:
Jan. 3, 2019, Antoine Davis (10-of-15) vs. Wright State (W, 79-58) *Tied school record

A Titan player attempted 10-14 three-point baskets in a game:
Feb. 6, 2021, Matt Johnson (6-of-10) vs. Purdue Fort Wayne (W, 83-56)

A Titan player attempted 15+ three-point baskets in a game:
Feb. 29, 2020, Antoine Davis (6-of-16) at IUPUI (W, 90-88)

A Titan player made 10-12 free throws in a game:
Feb. 8, 2020, Dwayne Rose Jr. (10-of-10) at NKU (L, 84-65)

A Titan player made 13-15 free throws in a game:
Jan. 31, 2019, Antoine Davis (15-of-17) vs. Cleveland State (W, 78-64)

A Titan player made 16-19 free throws in a game:
see below

A Titan player made 20+ free throws in a game:
Nov. 24, 2013, Evan Bruinsma (20-of-22) vs. Stony Brook *school record (L, 104-102, 3ot)

A Titan player attempted 10-13 free throws in a game:
Jan. 16, 2021, Bul Kuol (9-of-11) vs. Green Bay (W, 68-65)

A Titan player attempted 14-16 free throws in a game:
Feb. 27, 2020, Dwayne Rose Jr. (7-of-14) at UIC (L, 84-67)

A Titan player attempted 17-20 free throws in a game:
Jan. 31, 2019, Antoine Davis (15-of-17) vs. Cleveland State (W, 78-64)

A Titan player attempted 21+ free throws in a game:
Nov. 24, 2013, Evan Bruinsma (20-of-22) vs. Stony Brook *tied school record (L, 104-102, 3ot)

Five Titans Were in Double-Figure Scoring:
Dec. 12, 2020 at WMU (W, 67-57)

Six Titans Were in Double-Figure Scoring:
Feb. 28, 2019 vs. IUPUI (W, 87-85)

Seven Titans Were in Double-Figure Scoring:
Nov. 13, 2017 vs. UM-Dearborn (W, 105-82)

Every Titan That PLAYED Scored:
Dec. 27, 2020, 9 players vs. Oakland (L, 83-80)

A Titan Player Recorded a Double-Double:
Dec. 4, 2020, Matt Johnson (11 points, 12 rebounds)
at #8 Michigan State (L, 83-76)

Two Titans Recorded a Double-Double:
Jan. 5, 2018, Kameron Chatman (13 points, 12 rebounds) Tariq Jones (15 points, 10 rebounds) vs. Wright State (L, 80-73)

A Titan Player Recorded a Triple-Double:
Dec. 27, 1977, Terry Tyler (20 pts., 23 rebs., 12 blk. vs. Eastern Michigan (W, 109-71)

TEAM FIELD GOAL SHOOTING

Shot 50-55 percent:
Feb. 5, 2021 - 54.9% (28-of-51) vs. Purdue Fort Wayne (W, 82-72)

Shot 55-60 percent:
see below

Shot 60-65 percent:
see below

Shot 65 percent or better:
Jan. 15, 2021 - 66.0% (31-of-47) vs. Green Bay (W, 86-61)

Shot between 20-30 percent:
Dec. 7, 2019 - 23.2% (13-of-56) vs. Eastern Mich. (L, 55-51)

Shot less than 20 percent:
n/a

Made 30-34 field goals:

Jan. 29, 2021 - (32-of-58) at Youngstown St. (W, 77-72)

Made 35-39 field goals:

Jan. 10, 2019 - (39-of-73) vs. Green Bay (W, 101-83)

Made 40+ field goals:
see below

Made 50+ field goals:

Nov. 25, 2017 - (51-of-86) vs. Siena Heights (W, 131-69)

Made less than 20 field goals:

Dec. 28, 2019 - (18-of-66) at Oakland (L, 78-69)

Made less than 15 field goals:

Dec. 7, 2019 - (13-of-56) vs. Eastern Mich. (L, 55-51)

Made 10 or less field goals:

Dec. 6, 2008 - (10-of-44) at Bowling Green (L, 58-38)

Attempted 65-69 field goals:

Jan. 22, 2021 - (27-of-65) at Oakland (L, 86-81)

Attempted 70-74 field goals:

Dec. 6, 2020 - (27-of-71) at Notre Dame (L, 78-70)

Attempted 75-79 field goals:

see below

Attempted 80-89 field goals:

Nov. 25, 2017 - (51-of-86) vs. Siena Heights (W, 131-69)

Attempted 90+ field goals:

Feb. 9, 1985 - (42-of-90) at Loyola (L, 127-100)

Held an Opponent Between 26-29 percent shooting:

Jan. 26, 2014 - 28.3% (13-of-46) at Green Bay (L, 62-52)

Held an Opponent Between 20-25 percent shooting:

Jan. 5, 2002 - 24.1% (14-of-58) at Loyola (L, 55-49)

Held an Opponent to Under 20 percent shooting:
n/a

Held an Opponent to 16-19 made field goals:

Jan. 3, 2020 - 19-of-57 vs. NKU (W, 66-58)

Held an Opponent to 12-15 made field goals:

Jan. 26, 2014 - 13-of-36 at Green Bay (L, 62-52)

Held an Opponent to 11 or less made field goals:

Jan. 4, 1999 - 11-of-45 at Green Bay (W, 43-37)

TEAM THREE-POINT SHOOTING**Shot 50 percent or better: (min. 5 attempts)**

Feb. 5, 2021 - 55.2% (16-of-29) vs. Purdue Fort Wayne (W, 82-72)

Shot 60 percent or better:

Jan. 15, 2021 - 66.5% (17-of-26) vs. Green Bay (W, 86-61)

Shot 70 percent or better:

Feb. 25, 2010 - 10-of-14 (71.4%) at Cleveland State (W, 65-54)

Shot 80 percent or better:

Dec. 3, 2005 - 4-of-5 (80.0%) at vs. Western Michigan (W, 77-74 OT)

An Opponent Shot less than 20 percent:

Nov. 25, 2019, 4-of-24 (16.7%) vs. UC Irvine (W, 86-74)

Made 11-12, 3-point field goals:

Feb. 6, 2021 - (12-of-31) vs. Purdue Fort Wayne (W, 83-56)

Made 13-14, 3-point field goals:

Jan. 23, 2021 - (13-of-31) at Oakland (W, 82-72)

Made 14-15, 3-point field goals:

see below

Made 16+, 3-point field goals:

Feb. 5, 2021 - (16-of-29) vs. Purdue Fort Wayne (W, 82-72)

Made 2-5, 3-point field goals:

Dec. 4, 2020 - (5-of-23) at #8 Michigan State (L, 83-76)

Did not make a 3-point field goal:

Mar. 6, 2016 - (0-of-11) vs. Wright State (L, 82-72)

An Opponent Made less than 5 3-point field goals:

Dec. 20, 2020 - (4-of-10) vs. Wright State (L, 85-72)

An Opponent Did not make a 3-point field goal:

Nov. 20, 2005 - (0-of-4) at Drake (L, 69-61)

THE LAST TIME.....

Attempted 20-24 3-point field goals:

see below

Attempted 25-29 3-point field goals:

see below

Attempted 30-32 3-point field goals:

Feb. 5, 2021 - (12-of-31) vs. Purdue Fort Wayne (W, 83-56)

Attempted 33-35 3-point field goals:

Feb. 27, 2020 - (6-of-33) at UIC (L, 84-67)

Attempted 36+ 3-point field goals:

Dec. 28, 2019 - (12-of-46) at Oakland (L, 78-69)

*school record

TEAM FREE THROW SHOOTING**Shot 80 percent or better: (At Least 10 Attempted)**

see below

Shot 90 percent or better: (At Least 10 Attempted)

Feb. 6, 2021 - 91.3% (21-of-23) vs. Purdue Fort Wayne (W, 83-56)

Shot 100 percent: (At Least 5 Attempted)

Dec. 4, 2020 - (11-of-11) at #8 Michigan State (L, 83-76)

Made 20-24 free throws:

Feb. 6, 2021 - (21-of-23) vs. Purdue Fort Wayne (W, 83-56)

Made 25-29 free throws:

Jan. 16, 2020 (28-of-31) at Milwaukee (W, 90-84)

Made 30-34 free throws:

Feb. 14, 2019 (31-of-38) at Milwaukee (W, 90-84)

Made 35+ free throws:

Nov. 24, 2013 (37-of-43) vs. Stony Brook (L, 104-102, 3OT)

Made 10 or less free throws:

see below

Made 5 or less free throws:

Jan. 29, 2021 - (4-of-5) at Youngstown St. (W, 78-75)

Did not make a free throw:

n/a

An Opponent Made 30+ free throws:

Nov. 19, 2017 - 32-of-48 vs. Houston Baptist (W, 116-109, OT)

An Opponent Made 10 or less free throws:

Dec. 27, 2020 - 9-of-10 vs. Oakland (L, 83-80)

An Opponent Made 5 or less free throws:

Feb. 6, 2021 - (3-of-4) vs. Purdue Fort Wayne (W, 83-56)

An Opponent did not make a free throw:

n/a

Attempted 30-34 free throws:

Feb. 27, 2020 - (19-of-32) at UIC (L, 84-67)

Attempted 35-39 free throws:

Feb. 14, 2019 - (31-of-38) at Milwaukee (W, 90-84)

Attempted 40+ free throws:

Jan. 4, 2016 - (28-of-42) vs. Cleveland St. (W, 96-77)

Attempted 10 or fewer free throws:

Jan. 29, 2021 - (4-of-5) at Youngstown St. (W, 78-75)

Attempted 5 or fewer free throws:

Nov. 19, 2019 - (2-of-5) at Wyoming (L, 76-49)

An Opponent Attempted 30-34 free throws:

Dec. 20, 2020 - (23-of-33) vs. Wright State (L, 85-72)

An Opponent Attempted 35-39 free throws:

see below

An Opponent Attempted 40 + free throws:

Nov. 19, 2017 (32-of-48) vs. Houston Baptist (W, 116-109, OT)

An Opponent Attempted 10 or less free throws:

Feb. 6, 2021 - (3-of-4) vs. Purdue Fort Wayne (W, 83-56)

TEAM REBOUNDING**Had 50-54 rebounds:**

Jan. 2, 2016 - 53 vs. Youngstown State (W, 96-87)

Had 55-59 rebounds:

Nov. 28, 2010 - 55 vs. Niagara (W, 96-77)

Had 60 + rebounds:

n/a

TEAM ASSISTS**Had 15-17 assists:**

Feb. 6, 2021 - 15 vs. Purdue Fort Wayne (W, 83-56)

Had 18-19 assists:

see below

Had 20-24 assists:

Jan. 23, 2021 - 21 at Oakland (W, 82-72)

Had 25-29 assists:

see below

Had 30+ assists:

Nov. 25, 2017 - 36 vs. Siena Heights (W, 131-69)

TEAM BLOCKS**Had 5-7 blocks:**

Dec. 20, 2020 - 6 vs. Wright State (L, 85-72)

Had 8-9 blocks:

Jan. 23, 2020 - 9 vs. IUPUI (W, 76-64)

Had 8-9 blocks:

Dec. 29, 2016 - 10 vs. NKU (L, 81-70)

TEAM STEALS**Had 10-12 steals:**

Feb. 6, 2021 - 12 vs. Purdue Fort Wayne (W, 83-56)

Had 13-14 steals:

see below

Had 15-19 steals:

see below

Had 20 + steals:

Nov. 25, 2017 - 25 vs. Siena Heights (W, 131-69) *school record

Did not record a steal:

Dec. 19, 2017 vs. ETSU (L, 81-73)

TEAM FORCED TURNOVERS**Forced 15-19 turnovers:**

Feb. 6, 2021 - 18 vs. Purdue Fort Wayne (W, 83-56)

Forced 20-24 turnovers:

Dec. 7, 2019 - 20 vs. Eastern Mich. (L, 55-51)

Forced 25-29 turnovers:

see below

Forced 30+ turnovers:

Nov. 25, 2017 - 36 vs. Siena Heights (W, 131-69)

RANKINGS**The Titans were nationally-ranked:**

1979 (20th in final UPI poll)

The Titans were nationally-ranked in top 15:

Dec. 20, 1977 (15th in AP poll)

The Titans were nationally-ranked in top 10:

Dec. 31, 1968 (8th in AP poll)

The Titans were nationally-ranked in top 5:

Dec. 13, 1960 (3rd in AP poll)

The Titans were receiving votes in nationally-ranked poll:

Dec. 22, 2003 (AP poll)

The Titans played a nationally-ranked team:

Dec. 4, 2020 at #8/12 Michigan State (L, 83-76)

The Titans played a nationally-ranked team on the road:

Dec. 4, 2020 at #8/12 Michigan State (L, 83-76)

The Titans played a nationally-ranked team at Home:

Dec. 13, 2014 vs. #11/12 Wichita State (L, 77-68)

The Titans played a top 10 nationally-ranked team:

Dec. 4, 2020 at #8/12 Michigan State (L, 83-76)

The Titans played a top 5 nationally-ranked team:

Dec. 30, 2019 at #1/1 Gonzaga (L, 93-72)

The Titans defeated a nationally-ranked team:

Jan. 10, 2002 vs. #RV/24 Butler (W, 63-54)

The Titans defeated a nationally-ranked team at home:

Jan. 10, 2002 vs. #RV/24 Butler (W, 63-54)

The Titans defeated a top 10 team:

Feb. 28, 1985 vs. #4 Memphis (W, 71-66)

The Titans defeated a top 5 team:

Feb. 28, 1985 vs. #4 Memphis (W, 71-66)

2020-21 ROSTER

Numerical

No.	Name	Pos.	Ht.	Wt.	Yr.	Hometown/High School (Previous School)
0	Antoine Davis	G	6-1	165	Jr.	Birmingham, Ala. / Homeschool
1	Noah Waterman	G/F	6-11	210	So.	Savannah, N.Y. / Finger Lakes Christian School (Niagara)
2	Kyle LeGreair	G	6-0	180	Fr.	Detroit, Mich. / Cass Tech
4	Dwayne Rose Jr.	G	6-4	195	Sr.	Crete, Ill. / Crete-Monee (Southwestern Illinois College)
10	Bul Kuol	G/F	6-7	205	Gr.	Canberra, Australia / Lake Ginninderra College (Cal Baptist)
12	Brad Calipari	G	6-0	180	Gr.	Franklin Lakes, N.J. / MacDuffie School (MA) (Kentucky)
13	Matt Johnson	G	6-4	180	Sr.	Baltimore, Md. / New Town (St. Bonaventure)
15	Taurean Thompson	F	6-11	245	Gr.	New York, N.Y. / Brewster Academy (Seton Hall)
20	Jamail Pink	G	6-1	164	So.	Houston, Tex. / Clear Lake
21	Chris Brandon	F/G	6-8	212	Jr.	Houston, Tex. / Bellaire
25	Marquell Fraser	G	6-5	200	Gr.	Hamilton, Ont. / Hill Academy (Idaho)
30	Joey Liedel	G	6-1	175	Fr.	Erie, Mich. / Mason
33	Buay Koka	C	7-1	202	Gr.	Nasir, South Sudan / The Patrick School (N.J.) (Tulane)
41	Willy Isiani	F	6-8	230	Jr.	Tbilisi, Georgia / ASI Prep (CA)
55	Caileb Brown	G	6-0	155	Fr.	Lansing, Mich. / DeWitt

Alphabetical

No.	Name	Pos.	Ht.	Wt.	Yr.	Hometown/High School (Previous School)
21	Chris Brandon	F/G	6-8	212	Jr.	Houston, Tex. / Bellaire
55	Caileb Brown	G	6-0	155	Fr.	Lansing, Mich. / DeWitt
12	Brad Calipari	G	6-0	180	Gr.	Franklin Lakes, N.J. / MacDuffie School (MA) (Kentucky)
0	Antoine Davis	G	6-1	165	Jr.	Birmingham, Ala. / Homeschool
25	Marquell Fraser	G	6-5	200	Gr.	Hamilton, Ont. / Hill Academy (Idaho)
41	Willy Isiani	F	6-8	230	Jr.	Tbilisi, Georgia / ASI Prep (CA)
13	Matt Johnson	G	6-4	180	Sr.	Baltimore, Md. / New Town (St. Bonaventure)
10	Bul Kuol	G/F	6-7	205	Gr.	Canberra, Australia / Lake Ginninderra College (Cal Baptist)
33	Buay Koka	C	7-1	202	Gr.	Nasir, South Sudan / The Patrick School (N.J.) (Tulane)
2	Kyle LeGreair	G	6-0	180	Fr.	Detroit, Mich. / Cass Tech
30	Joey Liedel	G	6-1	175	Fr.	Erie, Mich. / Mason
20	Jamail Pink	G	6-1	164	So.	Houston, Tex. / Clear Lake
4	Dwayne Rose Jr.	G	6-4	195	Sr.	Crete, Ill. / Crete-Monee (Southwestern Illinois College)
15	Taurean Thompson	F	6-11	245	Gr.	New York, N.Y. / Brewster Academy (Seton Hall)
1	Noah Waterman	G/F	6-11	210	So.	Savannah, N.Y. / Finger Lakes Christian School (Niagara)

Head Coach: Mike Davis - 3rd Season (Thomas Edison College '00)

Assistant Coach: Mike Davis Jr. - 3rd Season (UAB '10)

Assistant Coach: Tracy Dildy - 3rd Season (UIC '91)

Assistant Coach: Mark Montgomery - 1st Season (Michigan State '92)

Director of Basketball Operations: Tim Waller - 3rd Season (Western Michigan '79)

Video Coordinator: Will Finch - 3rd Season (Indiana '07)

Special Assistant To The Head Coach: Angela James - 2nd Season (University of the Pacific School of Dentistry '04)

Graduate Assistant: Darryl Jackson Jr. - 2nd Season (Valparaiso '16)

Graduate Assistant: Anthony Maxwell - 2nd Season (Central Washington '16)

Pronunciation Guide

Antoine Davis - An-Twan

Joey Liedel - Lee-DIL (rhymes with still)

Kyle LeGreair - La-Greer

Jamail Pink - Ja-MAIL

Caileb Brown - Kay-Lib

Bul Koul - Bull KWOLE

Taurean Thompson - Tore-Ree-In

Marquell Fraser - Mar-Kell

Willy Isiani - E-SEE-ON-E

Buay Koka - BWHY Co-cah

2020-21 MEDIA ROSTER



#0
Antonie Davis
Jr. - G - 6-1 - 165
Houston, Tex.



#1
Noah Waterman
So. - G/F - 6-11 - 210
Savannah, N.Y.



#2
Kyle LeGreair
Fr. - G - 6-0 - 180
Detroit, Mich.



#4
Dwayne Rose Jr.
Sr. - G - 6-4 - 195
Crete, Ill.



#10
Bul Kuol
Gr. - G - 6-7 - 205
Canberra, Australia



#12
Brad Calipari
Gr. - G - 6-0 - 180
Franklin Lakes, N.J.



#13
Matt Johnson
Sr. - G - 6-4 - 180
Baltimore, Md.




#15
Taurean Thompson
Gr. - F - 6-11 - 245
New York, N.Y.



#20
Jamail Pink
So. - G - 6-1 - 164
Houston, Tex.



#21
Chris Brandon
Jr. - F - 6-8 - 212
Houston, Tex.



#25
Marquell Fraser
Gr. - G - 6-5 - 200
Hamilton, Ont.



#30
Joey Liedel
Fr. - G - 6-1 - 175
Erie, Mich.



#33
Buayn Koka
Gr. - F - 7-1 - 202
Nasir, South Sudan



#41
Willy Isiani
Jr. - F - 6-8 - 230
Tbilisi, Georgia



#55
Caileb Brown
Fr. - G - 6-0 - 155
Lansing, Mich.



Head Coach
Mike Davis
3rd Season
Alabama '83



Assistant Coach
Mike Davis Jr.
3rd Season
UAB '10



Assistant Coach
Tracy Dildy
3rd Season
UIC '91



Assistant Coach
Mark Montgomery
1st Season
Michigan St '92



Dir. Of
Basketball Ops.
Tim Waller
3rd Season
Western Michigan '79

HEAD COACH MIKE DAVIS



Mike Davis enters his third season as the Titan head coach. In his second season, the Titans finished with eight wins and six in Horizon League play, while he guided the program through an APR postseason ban and a young squad featuring eight underclassmen. The six wins included a victory over eventual conference champion NKU and could have been more as six conference losses came by just 16 points for the young Titans.

The 2019-20 Titans also led the conference and finished ninth in the nation in free throw percentage at 78.2 percent, a new school record. The team topped the HL with 8.5 triples per game, 54th in the country, as well as with 263, 3-pointers, 66th in the nation.

Detroit Mercy was picked to finish last in the league in the preseason poll in his first season, but Detroit Mercy notched 11 wins on the year and seven in conference play to qualify for the postseason. Led

by star guard and son Antoine Davis, the Horizon League Freshman of the Year and First Team All-League, Detroit Mercy won the Gotprint. Com Legends Classic Subregional Championship game with wins over Loyola Maryland and Bowling Green and had wins against conference co-champion Wright State and CollegeInsider.com Invitational Tournament finalist Green Bay.

"I think coach Davis is a great hire. He is an experienced coach who has coached and won on every level. His veteran experience is going to be a big boost to the University. He is a coach with a wealth of knowledge and he will do a great job there." - Dick Vitale, former Titan head coach and current ESPN personality

Davis was named the 22nd head coach in program history on June 13, 2018, and is on a path to take the program back to championship heights.

"After an extensive search that included multiple high-quality candidates, we are pleased to have Mike Davis join us as our new men's basketball head coach," said Detroit Mercy Director of Athletics Robert C. Vowels, Jr. "Mike has achieved great success as a coach and leader of young men, and as an individual, he reflects the values upon which our University is built. I am confident he will help return Titan basketball to a championship level."

Davis came to Detroit Mercy from Texas Southern University, where he spent six seasons building the Tigers into a perennial power in the Southwestern Athletic Conference (SWAC) with five postseason tournament appearances, including four NCAA Tournaments. For his efforts, he was named the SWAC Coach of the Year on three occasions. Texas Southern also had a team GPA of 3.0 and had four consecutive semesters of a perfect 1000 APR score.

A high school basketball star in the state of Alabama, Davis played collegiately at the University of Alabama before embarking on a professional career. His coaching resume includes more than 20 years of experience. This includes 18 years of head coaching experience, building a 352-241 record with 14 postseason trips, nine appearances in the NCAA Tournament and guiding Indiana to a national championship runner-up effort in 2002. His squads have recorded at least 20 wins nine times, while posting a winning record in 14 of his 18 campaigns.

In his six seasons at Texas Southern, he posted a 115-89 (.564) record, including an 88-20 mark in conference play. His teams won four regular-season titles and four conference tournament championships advancing to four NCAA Tournaments. In his final season at the helm of TSU, the Tigers won their first-ever NCAA Tournament game defeating North Carolina Central in the First Four.

Under his leadership, five Tigers were named the SWAC Player of the Year, a feat which had never occurred in the league and was the fourth-longest streak in the history of the NCAA. In addition, 11 earned All-League honors, three were tabbed the Defensive Players of the Year, two were selected the Newcomer of the Year and one was picked the Freshmen of the Year.

He started his collegiate head-coaching career at Indiana University from 2000-06 after serving as an assistant coach for three seasons under legendary head coach and Hall-Of-Famer Bobby Knight.

At IU, he compiled a 115-79 record, 55-41 in the Big Ten, and led the Hoosiers to five postseason tournaments, including a run to the NCAA Championship game in 2002. Davis' teams played some of their best basketball during the postseason tallying a 21-12 record in the month of March and a 7-4 NCAA Tournament mark.



13 POSTSEASON APPEARANCES

EIGHT POSTSEASON WINS

He was named the 25th head coach in Indiana history on Sept. 12, 2000, succeeding Knight, and had the most successful first season of any of his 24 predecessors going 21-13 and finishing fourth in the Big Ten at 10-6. His 21 wins were four more than any other first-year IU head coach. He was also the first coach in Indiana history to open his tenure with three straight 20-plus win seasons and three consecutive NCAA Tournament appearances as he directed the Hoosiers to a share of the 2002 Big Ten championship and an appearance in the 2002 national championship game, while also defeating 22 nationally-ranked opponents.

In his second season, the Hoosiers were 25-12 and 11-5 in the Big Ten to share the regular season title. As the No. 5 seed in the South Regional of the NCAA Tournament, IU downed Utah (75-56) and UNC-Wilmington (76-67) to advance to the Sweet 16. The Hoosiers then ousted top-seeded Duke (74-73) and Kent State (81-69) to move into the Final Four.

In the national semifinal, Indiana overcame a halftime deficit to move past the West Regional's No. 2 seed Oklahoma, 73-64, before falling to the East Regional's No. 1 seed Maryland, 64-52, in the title contest.

Prior to being named head coach Davis had already contributed significantly to the Indiana program. He spent the previous three seasons as an assistant coach with the Hoosiers. His successful recruitment of several of the country's top prep players earned him national recognition at IU.

In addition to his recruiting success, he was instrumental in the development of several players including A.J. Guyton, the Big Ten's Most Valuable Player in 2000, Kirk Haston, a first-round NBA selection in 2001, and 2002 Big Ten MVP and consensus second-team All-American Jared Jeffries, who was the 11th overall pick of the 2002 NBA Draft by the Washington Wizards.

In Davis' three seasons as an IU assistant, the Hoosiers compiled a 63-32 overall record and advanced to the NCAA Tournament all three seasons.

After Indiana, Davis was named the head coach at UAB, where he led the Blazers to a 122-72 (.629) overall record with a 62-34 mark in Conference USA during his six years (2006-12). Davis also led his teams to success off the court and in the classroom as the team had four consecutive semesters of a perfect 1000 APR score.

Davis had a highly successful season at UAB in 2010-11 leading the Blazers to the program's first-ever Conference USA regular season title. In doing so, he was named the 2011 Conference USA Coach of the Year, while also earning NABC All-District Coach of the Year accolades.

In 2010-11, Davis also guided the Blazers to an NCAA Tournament at-large berth with a record of 22-9 and a 12-4 mark in league play. UAB earned at least 20 victories in the regular season in four-straight years during Davis' tenure (2007-2012), marking the first time that feat had been achieved in program history. The Blazers also won at least 11 conference games in each of those seasons.

Under Davis, the program clinched four consecutive postseason berths (three NITs and one NCAA Tournament). Davis subsequently etched his name in the record books as he became only the second coach in UAB history to reach 90 wins in a four-year span. The only other coach in program history to accomplish the feat was Hall of Famer Gene Bartow, who reached the pinnacle with a school-record 94 victories from 1983-87.

He started coaching at Miles College as an assistant in 1989-90 and then moved to Venezuela to work with the country's national and professional teams. He arrived back in the states to coach in the Continental Basketball Association (CBA) with the Wichita Falls franchise that eventually relocated to Chicago. Davis moved with the team not only as an assistant coach, but also as a player. Despite not playing professional basketball for five years, Davis averaged 8.3 points, 3.3 rebounds and 2.6 assists per contest in 1994-95.

Davis was then an assistant coach at his alma mater from 1995-97 under David Hobbs at Alabama before taking the assistant coaching job at Indiana.

Davis spent his collegiate-playing career with the Tide after earning the state's Mr. Basketball honor and All-America status in 1979. He was a standout for four seasons at Alabama and finished his career in the Top 25 on the Crimson Tide's all-time scoring list with 1,211 points. In his first season, he played for the legendary C.M. Newton and then spent his final three years playing under another coaching legend, Wimp Sanderson.

Davis averaged 10.1 points per game for his collegiate career and ranks third all-time on the school's steals list with 165. During his four seasons at Alabama, the Crimson Tide posted an 80-42 record and advanced to two NIT and two NCAA Tournaments.

Davis is married to Tamilya Davis and the couple has one son, Antoine, the 2019 HL Freshman of the Year. Davis is also the father of current assistant coach Mike Davis, Jr., who was a member of the Indiana and UAB men's basketball team that he coached and was an assistant with him at Texas Southern, and he also has one daughter, Lateesha.

THE MIKE DAVIS FILE

Born: September 15, 1960**Hometown:** Fayette, Alabama**High School:** Fayette County**Accolades:** Mr. Basketball High School honor in 1979**College:** Alabama (played 1979-83), graduate of Thomas Edison College '00**Accolades:** 10.1 ppg. 165 steals ranks third all-time at the school. Won the team's Hustle Award all four seasons**Family:** Married, wife Tamilya, children (3): Mike Davis Jr., Antoine, Lateesha**Career Resume**

Years	School	Position
1989-1990	Miles College	Assistant Coach
1990-1994	Wichita Falls Texans (CBA)	Assistant Coach
1994-1995	Chicago (CBA)	Assistant Coach
1995-1997	Alabama	Assistant Coach
1997-2000	Indiana	Assistant Coach
2000-2006	Indiana	Head Coach
2006-2012	UAB	Head Coach
2012-2018	Texas Southern	Head Coach

Career Breakdown As A Head Coach**Indiana (Big Ten Conference) (2000-2006)**

Year	School	Overall	Conf.	Finish	Postseason
2000-01	Indiana	21-13	10-6	4th	NCAA Round of 64
2001-02	Indiana	25-12	11-5	T-1st	NCAA Runner-Up
2002-03	Indiana	21-13	8-8	6th	NCAA Round of 32
2003-04	Indiana	14-15	7-9	T-9th	n/a
2004-05	Indiana	15-14	10-6	T-4th	NIT First Round
2005-06	Indiana	19-12	9-7	T-4th	NCAA Round of 32

Indiana: 115-79 (.593) / 55-41 (.573)**UAB (Conference USA) (2006-2012)**

2006-07	UAB	15-16	7-9	T-8th	n/a
2007-08	UAB	23-11	12-4	2nd	NIT Second Round
2008-09	UAB	22-11	11-5	3rd	NIT First Round
2009-10	UAB	25-9	11-5	T-3rd	NIT Quarterfinals
2010-11	UAB	22-9	12-4	1st	NCAA First Four (C-USA Coach of the Year)
2011-12	UAB	15-16	9-7	T-5th	

UAB: 122-73 (.626) / 62-34 (.646)**Texas Southern (Southwestern Athletic Conference) (2012-18)**


2012-13	Texas Southern	17-14	16-2	1st	n/a (SWAC Coach of the Year)
2013-14	Texas Southern	19-15	12-6	T-2nd	NCAA First Four
2014-15	Texas Southern	22-13	16-2	1st	NCAA Round of 64 (SWAC Coach of the Year)
2015-16	Texas Southern	18-15	16-2	1st	NIT First Round (SWAC Coach of the Year)
2016-17	Texas Southern	23-12	16-2	1st	NCAA Round of 64
2017-18	Texas Southern	16-20	12-6	T-2nd	NCAA Round of 64

Totals 115-89 (.564) / 88-20 (.815)**Detroit Mercy (Horizon League)**

2018-19	Detroit Mercy	11-20	8-10	T-6th	n/a
2019-20	Detroit Mercy	8-23	6-12	9th	n/a
2020-21	Detroit Mercy	8-8	7-5		

Total: 379-292 (.580)

13 POSTSEASON APPEARANCES



#0 ANTOINE DAVIS Guard Jr. * 6-1 * 165 Birmingham, Ala.

CAREER HIGHLIGHTS:

- * 2x First Team All-Horizon League (2019, 2020)
- * NABC All-District First Team (2020)
- * John Wooden Award Nominee (2019-20)
- * Lute Olson Award Nominee (2019-20)
- * Jerry West Award Top 10 Finalists (2019-20)
- * Horizon League Freshman of the Year (2019)
- * USBWA Tisdale Award for National Freshman POY Finalist (2019)
- * Collegeinsider.com Macy Award Finalist, All-American (2019)
- * Lou Henson All-America Team (2019)
- * USBWA All-District V (2019)
- * NABC All-District Second Team (2019)

STATISTICAL HIGHLIGHTS:

- * 1,865 points, fourth in school history and 23rd in HL history
- * 3.79, 3-point field goals per game is 7th all-time in NCAA history
- * 4th player in HL history to lead the league in scoring twice and the 3rd to do it in back-to-back years

2020-21:

- * HL POW and the Lute Olson Award National Player of the Week by CollegeInsider.com after averaging 28.0 points, 3.5 assists, 2.5 rebounds and 1.5 steals per game to lead the Titans to a home sweep of Purdue Fort Wayne. Tied his season-high with 30 points, hitting 9-of-17 and a season-best 8-of-11 from three to go with 3 assists and 2 rebounds in game one and came back with a game-high 26 points to go along with 4 assists, 3 steals and 3 boards
- * Tabled the HL POW averaged 24.5 points, 6.0 assists, 4.5 rebounds and 2.0 steals at YSU. He was the game-high scorer in both games starting with 25 points, hitting five 3-pointers, 7 assists, 3 rebounds and 3 steals in the 78-75 win and came back with 24 points, 6 boards and 5 helpers in the 77-72 victory finale, connecting on the go-ahead free throws with under a minute to go
- * Scored 30 points - 18 in the second half - hitting 10-of-21 shots with 6 triples and also added 6 assists in game one at Oakland as the Titans nearly erased a 27-point deficit and in game two, he came back with 27 in the win and dished out 7 assists.
- * Averaged 28.0 points, 5.5 assists and 3.0 rebounds vs. Green Bay scoring 26 points on 10-of-16 shooting and 5-of-9 from three with 8 assists in game one and came back with 30 points hitting 10-of-19 from the field and 7-of-11 from 3-point range
- * Had 21 points, 5 rebounds and 4 assists against Kent State
- * Led the team with 24 points and had 4 assists and 3 steals at MSU

2019-20:

- * Led the team in scoring at 24.3 points per game, fourth in DI
- * Made 101 triples on the year, second in the HL, ninth in Division I and fourth-most in school history, while his 3.37, 3-pointers per game was second in the league and seventh in the NCAA's
- * Shot 90.1 percent at the free-throw line, tops in the conference, seventh in the country and third in the school record book
- * His 154 free throws led the HL and was 22nd in DI, and at one point during the season he connected on 38-straight

EIGHT POSTSEASON WINS

2018-19:

- * Third in the nation and led the HL in offense at 26.1 ppg, just the fifth Titan to lead the HL in scoring and the first freshman in history
- * Connected on a NCAA freshman record 132, 3-pointers, breaking the mark held by Stephen Curry
- * 784 points was second in school history, one away from the record, a HL freshman record and the fourth-most in HL history
- * Started his career recording eight-straight 20-point games along with five 30-point performances with two in his first two games and a freshman record 42 in his fourth contest vs. Loyola Maryland
- * Had a debut to remember as he netted a team-high 32 points at Western Michigan, going 12-of-26 from the field with six 3-pointers, the most points ever by a Titan true freshman in his debut game and the second most ever by a Titan in their debut behind JUCO transfer Spencer Haywood's 36 against Aquinas in 1968
- * Had 48 points - one away from school record - tying a school mark with 10 3-pointers against Wright State

HIGH SCHOOL:

- * A 3-star recruit by ESPN and Rivals
- * Ranked 28th in the region and 20th in the state of Texas and the 15th best recruit in the Houston area by the Houston Chronicle
- * As a senior with the Homeschool Christian Youth Association in Houston, he led his team with 23.0 points per game

PERSONAL:

- * Son of Tamilya and head coach Mike Davis
- * Has an older brother and younger sister
- * Originally committed to Houston and then Texas Southern
- * A Communications major

SEASON HIGHS:

Points: 30 (3x) last vs. Purdue Fort Wayne - 2/5/21
Rebounds: 6 at Youngstown State - 1/30/21
Assists: 8 vs. Green Bay - 1/15/21
Steals: 3 (3x) last vs. Purdue Fort Wayne - 2/6/21
Blocks:
Turnovers: 8 vs. Green Bay - 1/15/21
Field Goal Attempts: 26 at Michigan State - 12/4/20
Field Goal Made: 10 (5x) last at Youngstown State - 1/29/21
3-Point Field Goal Attempts: 14 (2x) last at Youngstown State - 1/29/21
3-Point Field Goal Made: 8 vs. Purdue Fort Wayne - 2/5/21
Free Throw Attempts: 8 vs. Purdue Fort Wayne - 2/6/21
Free Throws Made: 8 vs. Purdue Fort Wayne - 2/6/21
Minutes: 44 vs. Oakland - 12/26/20


CAREER HIGHS:

Points: 48 vs. Wright State - 1/3/19
Rebounds: 7 (3x) last vs. IUPUI - 1/23/20
Assists: 9 at Wright State - 2/6/2020
Steals: 4 (3x) last at UIC - 2/27/2020
Blocks: 1 (3x) last vs. Youngstown State - 2/13/20
Turnovers: 10 at Clemson - 11/17/19
Field Goal Attempts: 29 at NKU - 3/6/19
Field Goal Made: 15 (2x) last at IUPUI - 2/29/20
3-Point Field Goal Attempts: 18 at Green Bay - 2/16/19
3-Point Field Goal Made: 10 (2x), last vs. Wright State - 1/3/19
Free Throw Attempts: 17 vs. Cleveland State - 1/31/19
Free Throws Made: 15 vs. Cleveland State - 1/31/19
Minutes: 44 vs. Oakland - 12/26/20

DAVIS' CAREER STATS

HORIZON LEAGUE			Total		3-Point		F-Throws		Rebounds											Scoring	
Season	gp-gs	min/avg	fg-fga	pct	fg-fga	pct	ft-fa	pct	off	def	tot	avg	pf	fo	ast	to	blk	stl	pts	avg	
2018-19	17-17	636/37.4	143-350	.409	68-188	.362	88-103	.854	12	32	44	2.6	39	0	60	60	0	16	442	26.0	
2019-20	18-18	671/37.3	137-361	.380	61-181	.337	85-96	.885	5	50	55	3.1	50	2	85	76	1	28	420	23.3	
2020-21	12-12	456/38.0	95-212	.448	51-117	.436	38-45	.844	3	28	31	2.6	21	0	56	45	0	15	279	23.3	
TOTAL	47-47	1763/37.5	375-923	.406	180-486	.370	211-244	.865	20	110	130	2.8	110	2	201	181	1	59	1141	24.3	
CAREER			Total		3-Point		F-Throws		Rebounds											Scoring	
Season	gp-gs	min/avg	fg-fga	pct	fg-fga	pct	ft-fa	pct	off	def	tot	avg	pf	fo	ast	to	blk	stl	pts	avg	
2018-19	30-30	1121/37.4	263-657	.400	132-347	.380	126-147	.857	22	72	94	3.1	70	0	107	99	0	28	784	26.1	
2019-20	30-30	1102/36.7	237-623	.380	101-312	.324	154-171	.901	9	85	94	3.1	75	2	134	136	3	52	729	24.3	
2020-21	16-16	614/38.4	123-296	.416	55-151	.364	51-59	.864	4	39	43	2.7	27	0	69	54	0	21	352	22.0	
TOTAL	76-76	2837/37.3	623-1576	.395	288-810	.356	331-377	.878	35	196	231	3.0	172	2	310	289	3	101	1865	24.5	

3 HL CHAMPIONSHIPS



#1

NOAH WATERMAN
GUARD/FORWARD
So. * 6-11 * 210
Savannah, N.Y.
Finger Lakes Christian

2020-21:

- * Scored 10 points with 4 rebounds in game one at YSU
- * Posted 12.0 points, 7.5 rebounds and 2.0 assists per game in the weekend at Oakland recording 18 points and a career-high eight rebounds and two blocks in the win, hitting 7-of-11 from the field and 4-of-8 from three, while netting six points with seven rebounds and three assists in game one
- * Averaged 9.0 points and 3.5 rebounds with a pair of steals in the wins over Green Bay netting 15 points on 5-of-8 shooting and 4-of-7 from three with two steals, a rebound and an assist in game one
- * Had 8 points with 3 assists in his Titan debut against Oakland and came back with a career-high 19 points with 3 rebounds and 3 assists in game two

PRIOR TO DETROIT MERCY:

- * Played in seven games with five starts until an injury ended his season at Niagara
- * Averaged 7.0 points and 3.3 rebounds, shooting 48.6 percent from the field and 42.9 percent from three

HIGH SCHOOL:

- * As a prep, he was selected MVP of the Empire State Christian Athletic League in 2017 and 2018
- * Averaged 33.9 points, 12.6 rebounds, 5.3 assists and 3.9 blocks in his senior season
- * Scored 30 points, collected 17 rebounds, nine blocks and four assists in the ESCAL semifinals and came back with 40 points, 11 rebounds, six blocks and five assists in the ESCAL Championship

PERSONAL:

- * Son of Kim Waterman
- * Has five older brothers, two older sisters and a younger sister
- * His older brother, Ben, plays basketball at Finger Lakes Community College
- * Chose Detroit Mercy because of coach Davis
- * A Communications major

22 PLAYERS DRAFTED BY NBA/ABA

SEASON HIGHS:

Points: 19 vs. Oakland - 12/27/20
 Rebounds: 8 at Oakland - 1/23/21
 Assists: 3 (2x) last at Oakland - 1/22/21
 Steals: 2 (2x) last vs. Green Bay - 1/15/21
 Blocks: 2 at Oakland - 1/23/21
 Turnovers: 4 at Oakland - 1/23/21
 Field Goal Attempts: 12 vs. Oakland - 12/27/20
 Field Goal Made: 7 (2x) last at Oakland - 1/23/21
 3-Point Field Goal Attempts: 8 at Oakland - 1/23/21
 3-Point Field Goal Made: 4 (2x) last at Oakland - 1/23/21
 Free Throw Attempts: 4 at Oakland - 1/22/21
 Free Throws Made: 4 at Oakland - 1/22/21
 Minutes: 33 at Oakland - 1/23/21

CAREER HIGHS:

Points: 19 vs. Oakland - 12/27/20
 Rebounds: 8 at Oakland - 1/23/21
 Assists: 3 (2x) last at Oakland - 1/22/21
 Steals: 2 (2x) last vs. Green Bay - 1/15/21
 Blocks: 2 (2x) last at Oakland - 1/23/21
 Turnovers: 4 at Oakland - 1/23/21
 Field Goal Attempts: 12 vs. Oakland - 12/27/20
 Field Goal Made: 7 (2x) last at Oakland - 1/23/21
 3-Point Field Goal Attempts: 8 at Oakland - 1/23/21
 3-Point Field Goal Made: 4 (2x) last at Oakland - 1/23/21
 Free Throw Attempts: 6 (2x) last at Norfolk State - 12/1/19
 Free Throws Made: 4 (2x) last at Oakland - 1/22/21
 Minutes: 35 at Stephen F. Austin - 11/3/19

WATERMAN'S CAREER STATS

HORIZON LEAGUE			Total		3-Point		F-Throws		Rebounds											Scoring	
Season	gp-gs	min/avg	fg-fga	pct	fg-fga	pct	ft-fa	pct	off	def	tot	avg	pf	fo	ast	to	blk	stl	pts	avg	
2020-21	9-6	210/23.3	31-62	.500	17-36	.472	9-13	.692	12	24	36	4.0	21	1	10	10	4	5	88	9.8	
TOTAL	9-6	210/23.3	31-62	.500	17-36	.472	9-13	.692	12	24	36	4.0	21	1	10	10	4	5	88	9.8	
CAREER			Total		3-Point		F-Throws		Rebounds											Scoring	
Season	gp-gs	min/avg	fg-fga	pct	fg-fga	pct	ft-fa	pct	off	def	tot	avg	pf	fo	ast	to	blk	stl	pts	avg	
2019-20*	7-5	155/22.1	17-35	.486	6-14	.429	9-18	.500	4	19	23	3.3	13	0	6	11	3	1	49	7.0	
2020-21	9-6	210/23.3	31-62	.500	17-36	.472	9-13	.692	12	24	36	4.0	21	1	10	10	4	5	88	9.8	
TOTAL	9-6	210/23.3	31-62	.500	17-36	.472	9-13	.692	12	24	36	4.0	21	1	10	10	4	5	88	9.8	
All*	16-11	365/22.8	48-97	.495	23-50	.460	18-31	.581	16	43	59	3.7	34	1	16	21	7	6	137	8.6	

13 POSTSEASON APPEARANCES



#2
KYLE LEGREAIR
GUARD
Fr. * 6-0 * 180
Detroit, Mich.
Cass Tech

2020-21:

- * Had 2 rebounds against Purdue Fort Wayne
- * Made his collegiate debut against Green Bay

HIGH SCHOOL:

- * Named to the Basketball Coaches Association of Michigan (BCAM) Division 1 All-State Team
- * Also Honorable Mention Dream Team pick by MLive and a Detroit Free Press All-Area Third Team selection
- * Helped Cass Tech to a 20-2 record and a third-straight PSL title

PERSONAL:

- * Son of Kymberly and Richard LeGreair
- * Has three older brothers and a younger sister
- * His godbrother is Chris Douglas-Roberts, who played college basketball at Memphis
- * Chose Detroit Mercy because he felt the atmosphere was the best fit for him
- * A Communications major

EIGHT POSTSEASON WINS

SEASON/CAREER HIGHS:

Points:
 Rebounds: 2 vs. Purdue Fort Wayne - 2/6/21
 Assists:
 Steals:
 Blocks:
 Turnovers: 1 vs. Purdue Fort Wayne - 2/6/21
 Field Goal Attempts: 1 vs. Purdue Fort Wayne - 2/6/21
 Field Goal Made:
 3-Point Field Goal Attempts:
 3-Point Field Goal Made:
 Free Throw Attempts:
 Free Throws Made:
 Minutes: 3 vs. Purdue Fort Wayne - 2/6/21

LEGREAIR'S CAREER STATS


HORIZON LEAGUE

Season	gp-gs	min/avg	Total		3-Point		F-Throws		Rebounds										Scoring	
			fg-fga	pct	fg-fga	pct	ft-fa	pct	off	def	tot	avg	pf	fo	ast	to	blk	stl	pts	avg
2020-21	2-0	5/2.5	0-1	.000	0-0	.000	0-0	.000	0	2	2	1.0	1	0	0	1	0	0	0	0.0
TOTAL	2-0	5/2.5	0-1	.000	0-0	.000	0-0	.000	0	2	2	1.0	1	0	0	1	0	0	0	0.0

CAREER

Season	gp-gs	min/avg	Total		3-Point		F-Throws		Rebounds										Scoring	
			fg-fga	pct	fg-fga	pct	ft-fa	pct	off	def	tot	avg	pf	fo	ast	to	blk	stl	pts	avg
2020-21	2-0	5/2.5	0-1	.000	0-0	.000	0-0	.000	0	2	2	1.0	1	0	0	1	0	0	0	0.0
TOTAL	2-0	5/2.5	0-1	.000	0-0	.000	0-0	.000	0	2	2	1.0	1	0	0	1	0	0	0	0.0

3 HL CHAMPIONSHIPS



#4

DWAYNE ROSE JR.
Guard
Sr. * 6-4 * 195
Crete, Ill.
Crete-Monee

22 PLAYERS DRAFTED BY NBA/ABA

HIGH SCHOOL:

- * Tallied 20.0 points, 4.8 rebounds, 3.4 assists and 2.2 steals as a senior Earned IBCA Third-Team 3A/4A All-State honors
- * Was among the City/Suburban Hoops Report's top 25 prospects in 2016-17

PERSONAL:

- * Son of Latasha and Dwayne Rose
- * Has a younger brother
- * The nephew of current Detroit Pistons guard and 2011 NBA MVP Derrick Rose
- * A Business major

SEASON HIGHS:

Points: 17 at Youngstown State - 1/30/21
 Rebounds: 6 at Notre Dame - 12/6/20
 Assists: 3 (2x) last vs. Oakland - 12/27/20
 Steals: 2 at Youngstown State - 1/30/21
 Blocks: 1 (2x) last at Oakland - 1/22/21
 Turnovers: 3 (2x) last at Oakland - 1/23/21
 Field Goal Attempts: 11 at Oakland - 1/23/21
 Field Goal Made: 6 (3x) last at Youngstown State - 1/29/21
 3-Point Field Goal Attempts: 3 (2x) last at Oakland - 1/22/21
 3-Point Field Goal Made: 2 at Western Michigan - 12/12/20
 Free Throw Attempts: 6 at Youngstown State - 1/30/21
 Free Throws Made: 6 at Youngstown State - 1/30/21
 Minutes: 35 at Youngstown State - 1/30/21

CAREER HIGHS:

Points: 22 at UIC - 2/27/2020
 Rebounds: 8 (2x) last at UIC - 2/27/2020
 Assists: 3 (4x) last vs. Oakland - 12/27/20
 Steals: 2 (4x) last at Youngstown State - 1/30/21
 Blocks: 1 (7x) last at Oakland - 1/22/21
 Turnovers: 4 vs. Green Bay - 2/21/2020
 Field Goal Attempts: 16 vs. Youngstown State - 2/13/20
 Field Goal Made: 7 at UIC - 2/27/2020
 3-Point Field Goal Attempts: 4 at UIC - 2/27/2020
 3-Point Field Goal Made: ... 2 (3x) last at Western Michigan - 12/12/20
 Free Throw Attempts: 14 at UIC - 2/27/2020
 Free Throws Made: 10 at NKU - 2/8/2020
 Minutes: 37 at NKU - 2/8/2020

2020-21:

- * Another strong weekend averaging 14.5 points, 3.0 rebounds and 1.5 assists at Youngstown State shooting 68.8% (11-of-16) from the field as he had 12 points and 3 boards in game one and a season-high 17 points and 2 steals with 3 rebounds in game two
- * Had a great weekend at Oakland tallying 15.5 points and 3.0 rebounds, while shooting 57.1% from the field (12-of-21), netting 15 points in game one and a season-high 16 in game two
- * Had 10 points, 3 rebounds and an assist at Western Michigan
- * Scored 15 points with 4 rebounds and 2 assists vs. Kent State
- * Tallied 6 points, 6 rebounds and 3 assists at Notre Dame
- * Had 5 rebounds, a block and a steal at Michigan State

2019-20:

- * Played in 28 games with eight starts and averaged 7.3 points and 2.4 rebounds
- * Shot 39.5 percent from the field (64-of-162), 44.8 percent from three (13-of-29) and 72.1 percent from the line (62-of-86) along with registering 13 steals and five blocks
- * Scored in double figures in eight games, including seven times in Horizon League action and three 20-point games
- * Netted a career-best 22 points (7-15 FG) and tied his career-high with eight rebounds and two steals at UIC
- * Tallied 12 points and three rebounds against Green Bay
- * Posted 21 points (5-9 FG, 10-10 FT) with five rebounds and a career-best three assists at NKU
- * Tallied his first 20-point game with 20 points and eight rebounds, going 6-of-11 from the field, with a pair of triples at Wright State
- * Scored 13 points and pulled down six rebounds with a pair of steals against Oakland
- * Registered 13 points at Green Bay
- * Recorded 16 points, five rebounds and two steals at Milwaukee
- * Had 10 points and 2 assists against Toledo in his first start
- * Ended with eight points with four rebounds, a steal and a block versus Louisiana Lafayette

PRIOR TO DETROIT MERCY:

- * Saw action in 26 games in 2018-19 with seven starts and averaged 7.6 points, 2.9 rebounds and 1.5 assists per game as a sophomore at Southwestern Illinois College
- * Shot 55.7 percent from the field, scoring in double figures on 10 occasions, including a season-high 18 versus Lake Land College
- * Played in 14 games off the bench at Toledo as a freshman in 2017-18
- * Scored a season-high seven points at Kansas

ROSE JR.'S CAREER STATS

HORIZON LEAGUE

Season	gp-gs		Total		3-Point		F-Throws		Rebounds				Scoring			
			fg-fga	pct	fg-fga	pct	ft-fa	pct	off	def	tot	avg	pts	avg	pts	avg
2019-20	17-7	386/22.7	52-117	.444	11-22	.500	45-66	.682	21	28	49	2.9	25	1	15	30
2020-21	10-5	230/23.0	27-55	.491	3-12	.250	15-20	.750	9	19	28	2.8	11	0	11	10
TOTAL	27-12	616/22.8	79-172	.459	14-34	.412	60-86	.698	30	47	77	2.9	36	1	26	40

CAREER

Season	gp-gs		Total		3-Point		F-Throws		Rebounds				Scoring			
			fg-fga	pct	fg-fga	pct	ft-fa	pct	off	def	tot	avg	pts	avg	pts	avg
2017-18*	14-0	48/3.4	5-10	.500	2-4	.500	11-11	1.000	3	8	11	0.8	8	0	4	4
2019-20	28-8	528/18.9	64-162	.395	13-29	.448	62-86	.721	28	40	68	2.4	37	1	20	45
2020-21	14-5	319/22.8	40-76	.526	6-17	.353	19-25	.760	15	31	46	3.3	17	0	17	15
TOTAL	42-13	847/20.2	104-238	.437	19-46	.413	81-111	.730	43	71	114	2.7	54	1	37	60
All*	56-13	895/16.0	109-248	.440	21-50	.420	92-122	.754	46	79	125	2.2	62	1	41	64

13 POSTSEASON APPEARANCES



#10 BUL KUOL Guard Gr. * 6-7 * 215 Canberra, Australia Lake Ginninderra

2020-21:

- * Scored a career-high 29 points (12-21 FG, 5-12 3FG) with three rebounds in the game one win over Purdue Fort Wayne
- * Averaged 12.5 points, 5.5 rebounds and 4.5 assists at Oakland with three steals and shot 41.2% from the outside (8-of-17) netting 15 points in game one and 10 points with a career-high nine boards and five assists in game two
- * Tallied 20.5 points, 6.0 rebounds and 1.0 steals against Green Bay posting 19 points (6-7 FG, 5-5 3FG), 6 rebounds and two steals in game one and came back with 22 points (6-12 FG, 9-11 FT) with six rebounds in game two
- * Posted a career-high 28 points hitting 6-of-12 from three and 8-of-8 at the line against Oakland and came back with 14 points and a season-high 7 rebounds and 4 assists in game two
- * Recorded a career-high 21 points (7-15 FG, 4-8 3FG) and 4 steals against Wright State in game two
- * Had 12 points, 3 rebounds and a career-high 5 assists and 3 blocks against Wright State in game one
- * Scored 12 points and grabbed 5 rebounds with 2 assists, 2 steals and a block at Western Michigan
- * Posted a career-high 18 points (7-17 FG, 3-6 3FG) along with 6 rebounds, an assist and a steal at Notre Dame
- * Tallied 12 points and 4 rebounds at Michigan State

PRIOR TO DETROIT MERCY:

- * Played in 91 games with 39 starts in four years at Cal Baptist, averaging 5.2 points and 3.0 rebounds
- * As a senior, he played in 16 games and posted 5.6 points per game and 3.1 rebounds per game, connecting on 19-of-40 from long range, as well as being one of the team's top defenders
- * Recorded a season-best 16 points against CSU Bakersfield
- * As a sophomore, he saw action in all 34 games, making 32 starts, shooting 46.1 percent from the field and .38.3 from behind the three-point line along with 21 steals, second on the squad

HIGH SCHOOL:

- * As a prep, he guided Lake G to back-to-back Australian Schools Championships
- * Helped the team go undefeated as a senior and led the Australia Capital Territory team to a fifth-place finish at the U20 National Championships, averaging 15.6 points and 8.1 rebounds per game

EIGHT POSTSEASON WINS

PERSONAL:

- * Son of Akuol Bul Ayual and Wach Kuol Wach
- * Born in the Sudan and moved to Australia in 2006
- * Has two older brothers, an older sister and a younger sister
- * Graduated from Cal Baptist with a degree in Business Administration and is currently pursuing his MBA

SEASON HIGHS:

Points: 29 vs. Purdue Fort Wayne - 2/5/21
Rebounds: 9 at Oakland - 1/23/21
Assists: 5 (2x) last at Oakland - 1/23/21
Steals: 4 vs. Wright State - 12/20/20
Blocks: 3 vs. Wright State - 12/19/20
Turnovers: 4 (3x) last at Youngstown State - 1/29/21
Field Goal Attempts: 21 vs. Purdue Fort Wayne - 2/5/21
Field Goal Made: 12 vs. Purdue Fort Wayne - 2/5/21
3-Point Field Goal Attempts: 12 (2x) last vs. Purdue Fort Wayne - 2/5/21
3-Point Field Goal Made: 6 vs. Oakland - 12/26/20
Free Throw Attempts: 8 vs. Oakland - 12/26/20
Free Throws Made: 8 vs. Oakland - 12/26/20
Minutes: 41 vs. Oakland - 12/26/20


CAREER HIGHS:

Points: 29 vs. Purdue Fort Wayne - 2/5/21
Rebounds: 9 at Oakland - 1/23/21
Assists: 5 vs. Wright State - 12/19/20
Steals: 4 vs. Wright State - 12/20/20
Blocks: 3 vs. Wright State - 12/19/20
Turnovers: 4 (3x) last vs. Green Bay - 1/16/21
Field Goal Attempts: 21 vs. Purdue Fort Wayne - 2/5/21
Field Goal Made: 12 vs. Purdue Fort Wayne - 2/5/21
3-Point Field Goal Attempts: 12 (2x) last vs. Purdue Fort Wayne - 2/5/21
3-Point Field Goal Made: 6 vs. Oakland - 12/26/20
Free Throw Attempts: 8 (2x) last vs. Oakland - 12/26/20
Free Throws Made: 8 vs. Oakland - 12/26/20
Minutes: 41 vs. Oakland - 12/26/20

KUOL'S CAREER STATS

HORIZON LEAGUE			Total		3-Point		F-Throws		Rebounds											Scoring	
Season	gp-gs	min/avg	fg-fga	pct	fg-fga	pct	ft-fa	pct	off	def	tot	avg	pf	fo	ast	to	blk	stl	pts	avg	
2020-21	12-12	454/37.8	66-141	.468	36-83	.434	29-39	.744	9	47	56	4.7	27	0	27	27	6	17	197	16.4	
TOTAL	12-12	454/37.8	66-141	.468	36-83	.434	29-39	.744	9	47	56	4.7	27	0	27	27	6	17	197	16.4	
CAREER			Total		3-Point		F-Throws		Rebounds											Scoring	
Season	gp-gs	min/avg	fg-fga	pct	fg-fga	pct	ft-fa	pct	off	def	tot	avg	pf	fo	ast	to	blk	stl	pts	avg	
2016-17*	31-0	433/14.0	31-80	.388	16-54	.296	14-21	.667	22	45	67	2.2	52	1	11	30	4	6	92	3.0	
2017-18*	34-32	781/23.0	77-167	.461	41-107	.383	34-43	.791	31	100	131	3.9	92	5	43	36	8	21	229	6.7	
2018-19*	10-7	229/22.9	21-42	.500	10-25	.400	11-16	.688	4	20	24	2.4	21	1	5	12	1	7	63	6.3	
2019-20*	16-0	295/18.4	27-62	.435	19-40	.475	16-20	.800	12	37	49	3.1	24	0	6	12	1	8	89	5.6	
2020-21	8-8	275/34.4	40-99	.404	18-45	.400	23-28	.821	9	24	33	4.1	24	2	15	14	6	10	121	15.1	
TOTAL	8-8	275/34.4	40-99	.404	18-45	.400	23-28	.821	9	24	33	4.1	24	2	15	14	6	10	121	15.1	
All*	99-47	2013/20.3	196-450	.436	104-271	.384	98-128	.766	78	226	304	3.1	213	9	80	104	20	52	594	6.0	

3 HL CHAMPIONSHIPS



#12 BRAD CALIPARI GUARD Gr. * 6-0 * 179 Franklin Lakes, N.J. MacDuffie School (MA)

2019-20:

- * A member of the Athletic Director's Honor Roll
- * Saw action in 27 games, earning six starts, and posted 6.1 points and 1.1 rebounds per game along with nine steals
- Led the team shooting 38.0 percent from three and was 70.8 percent at the free-throw line (17-of-24)
- * Second on the team with 46 triples as 46 of his 51 field goals were from three
- * His 1.7, 3-pointers per game was second on the team and 11th in the HL
- * In double figures six times on the year and connected on at least two 3-pointers in 14 games - including seven times in HL play - and hit on four or more four times
- * Sank a career-best five triples and ended with a career-high 20 points against Toledo, while also grabbing three boards
- * Finished with 12 points nailing four 3-pointers and came away with a steal at Notre Dame
- * Tallied 16 points draining four 3-pointers and grabbing four rebounds against UC Irvine
- * Scored 12 points off the bench against Milwaukee
- * Hit four 3-pointers and finished with 13 points at Wyoming
- * Posted 11 points with two boards at Cleveland State

AT KENTUCKY:

- * Spent three years at Kentucky and played in 27 games with the Wildcats, under his dad head coach John Calipari
- * Part of 88 wins as the Wildcats advanced to the Elite 8 in 2017 and 2019 and the Sweet 16 in 2018
- * Averaged 13.7 points and 6.7 assists playing for Global Sports Academy in the summer of 2017 and 2018

22 PLAYERS DRAFTED BY NBA/ABA

HIGH SCHOOL:

- * Played his final prep season at the MacDuffie School in Massachusetts after starting his high school career at Lexington Christian Academy
- * In his final season at MacDuffie, he shot a team-high 47 percent from behind the three-point line and averaged 15.3 points, 3.6 assists and 2.6 rebounds per game
- * Helped his team to a NEPSAC runner-up finish
- * Finished his career as a 1,000-point scorer and was the MVP of the 2016 Hoop Hall Classic

PERSONAL:

- * Son of Ellen and John Calipari, the current head coach at Kentucky
- * Has two older sisters
- * Graduated with a degree in Business and is enrolled in the Liberal Studies masters program

SEASON HIGHS:

Points: 1 vs. Kent State - 12/8/20
Rebounds: 1 at Michigan State - 12/4/20
Assists:
Steals:
Blocks:
Turnovers:
Field Goal Attempts: 1 (3x) last vs. Wright State - 12/19/20
Field Goal Made:
3-Point Field Goal Attempts: 1 at Michigan State - 12/4/20
3-Point Field Goal Made:
Free Throw Attempts: 2 vs. Kent State - 12/8/20
Free Throws Made: 1 vs. Kent State - 12/8/20
Minutes: 11 vs. Kent State - 12/8/20

CAREER HIGHS:

Points: 16 vs. UC Irvine - 11/24/19
Rebounds: 4 vs. UC Irvine - 11/24/19
Assists: 1 (7x) last at NKU - 2/8/20
Steals: 2 (2x) last vs. Green Bay - 2/21/2020
Blocks: 3 vs. Cleveland St. - 11/23/16
Turnovers: 2 (2x) last at NKU - 2/8/20
Field Goal Attempts: 11 (2x) last at Cleveland St. - 1/9/20
Field Goal Made: 5 vs. UC Irvine - 11/24/19
3-Point Field Goal Attempts: 10 at Cleveland St. - 1/9/20
3-Point Field Goal Made: 4 (3x) last at Notre Dame - 12/10/19
Free Throw Attempts: 3 (6x) last vs. Milwaukee - 2/23/20
Free Throws Made: 3 (3x) last vs. Milwaukee - 2/23/20
Minutes: 34 (2x) last at NKU - 2/8/20

CALIPARI'S CAREER STATS

HORIZON LEAGUE

			Total		3-Point		F-Throws		Rebounds											Scoring	
Season	gp-gs	min/avg	fg-fga	pct	fg-fga	pct	ft-fa	pct	off	def	tot	avg	pf	fo	ast	to	blk	stl	pts	avg	
2019-20	15-2	265/17.7	24-73	.329	22-68	.324	10-13	.769	2	14	16	1.1	12	0	3	4	0	8	80	5.3	
2020-21	2-0	3/1.5	0-0	.000	0-0	.000	0-0	.000	0	0	0	0.0	0	0	0	0	0	0	0	0.0	
TOTAL	17-2	268/15.8	24-73	.329	22-68	.324	10-13	.769	2	14	16	0.9	12	0	3	4	0	8	80	4.7	

CAREER

			Total		3-Point		F-Throws		Rebounds											Scoring	
Season	gp-gs	min/avg	fg-fga	pct	fg-fga	pct	ft-fa	pct	off	def	tot	avg	pf	fo	ast	to	blk	stl	pts	avg	
2016-17*	15-0	45/3.0	2-13	.154	2-12	.167	2-5	.400	1	2	3	0.2	3	0	1	2	1	0	8	0.5	
2017-18*	12-0	28/2.3	1-7	.143	1-7	.143	0-0	.000	0	2	2	0.2	0	0	1	2	0	0	3	0.3	
2019-20	27-6	545/20.2	51-134	.381	46-121	.380	17-24	.708	5	25	30	1.1	19	0	7	8	0	9	165	6.1	
2020-21	6-0	27/4.5	0-2	.000	0-1	.000	1-2	.500	0	3	3	0.5	0	0	0	0	0	0	1	0.2	
TOTAL	33-6	572/17.3	51-136	.375	46-122	.377	18-26	.692	5	28	33	1.0	19	0	7	8	0	9	166	5.0	
All*	60-6	645/10.8	54-156	.346	49-141	.348	20-31	.645	6	32	38	0.6	22	0	9	12	1	9	177	3.0	

13 POSTSEASON APPEARANCES



#13 MATT JOHNSON FORWARD Sr. * 6-4 * 180 Baltimore, Md. New Town

2020-21:

- * Recorded a career-high 24 points on a career-best 9-of-14 from the field with six 3-pointers to go with 6 rebounds in the second victory over Purdue Fort Wayne
- * Scored 14 points with 3 assists in game one at YSU and came back with 8 points and 3 rebounds in game two
- * Had eight points, four rebounds and two assists in the win at Oakland
- * Posted 11 points, 5 rebounds, 2 assists, 2 steals and a block in the first win over Green Bay
- * Posted a career-high 8 rebounds and scored 10 points against Wright State in game one and then tied his career-best with 20 points to go with 6 rebounds in game two
- * Scored 11 points with 3 rebounds, a block and a steal at WMU
- * Had 7 points and a career-best 7 rebounds and 5 steals against Kent State
- * Netted 15 points with 5 boards and an assist at Notre Dame
- * Posted 20 points (7-14 FG, 4-6 3FG) along with 5 rebounds, 3 assists, a block and a steal at Michigan State

PRIOR TO DETROIT MERCY:

- * A transfer from St. Bonaventure who played in 22 games with one start last year
- * Went 5-of-8 from the floor with a pair of threes, finishing with 12 points and two blocks in a win at George Washington
- * Posted nine points on 4-of-4 shooting in Naismith Classic game against Rutgers
- * Played at two junior colleges prior to St. Bonaventure spending his freshman year at Pensacola State and sophomore at Howard College
- * With Pensacola State, he averaged 7.5 points and 2.7 rebounds per game and shot nearly 40 percent from the floor
- * At Howard College, he was named All-Conference after averaging 14.3 points, 4.8 rebounds and 2.4 assists per game, scoring in double figures in 20 of 26 games, including five 20-point efforts
- * Shot 40.3 percent from three and 77.1 percent at the line

HIGH SCHOOL:

- * As a prep, he played on two Maryland state championship squads at New Town High

PERSONAL:

- * Son of Kimberly Lough and Marty Johnson
- * Has three older sisters and two older brothers
- * Majoring in Communications

EIGHT POSTSEASON WINS

SEASON HIGHS:

Points: 24 vs. Purdue Fort Wayne - 2/6/21
Rebounds: 8 vs. Wright State - 12/19/20
Assists: 3 (3x) last at Youngstown State - 1/29/21
Steals: 5 vs. Kent State - 12/8/20
Blocks: 1 (6x) last vs. Purdue Fort Wayne - 2/5/21
Turnovers: 4 vs. Wright State - 12/19/20
Field Goal Attempts: ... 14 (3x) last vs. Purdue Fort Wayne - 2/6/21
Field Goal Made: 9 vs. Purdue Fort Wayne - 2/6/21
3-Point Field Goal Attempts: 10 vs. Purdue Fort Wayne - 2/6/21
3-Point Field Goal Made: 6 vs. Purdue Fort Wayne - 2/6/21
Free Throw Attempts: 3 at Notre Dame - 12/6/20
Free Throws Made: 3 at Notre Dame - 12/6/20
Minutes: 33 (2x) last vs. Kent State - 12/8/20

CAREER HIGHS:

Points: 24 vs. Purdue Fort Wayne - 2/6/21
Rebounds: 8 vs. Wright State - 12/19/20
Assists: 3 (4x) last at Youngstown State - 1/29/21
Steals: 5 vs. Kent State - 12/8/20
Blocks: 2 (2x) last at George Washington - 1/5/20
Turnovers: 4 vs. Wright State - 12/19/20
Field Goal Attempts: ... 14 (3x) last vs. Purdue Fort Wayne - 2/6/21
Field Goal Made: 9 vs. Purdue Fort Wayne - 2/6/21
3-Point Field Goal Attempts: 10 vs. Purdue Fort Wayne - 2/6/21
3-Point Field Goal Made: 6 vs. Purdue Fort Wayne - 2/6/21
Free Throw Attempts: 3 at Notre Dame - 12/6/20
Free Throws Made: 3 at Notre Dame - 12/6/20
Minutes: 33 (2x) last vs. Kent State - 12/8/20

JOHNSON'S CAREER STATS

HORIZON LEAGUE

Season	gp-gs	min/avg	Total		3-Point		F-Throws		Rebounds				Scoring			
			fg-fga	pct	fg-fga	pct	ft-fa	pct	off	def	tot	avg	pts	avg	pts	avg
2020-21	12-3	264/22.0	46-85	.541	20-47	.426	6-7	.857	8	40	48	4.0	118	9.8	118	9.8
TOTAL	12-3	264/22.0	46-85	.541	20-47	.426	6-7	.857	8	40	48	4.0	118	9.8	118	9.8

CAREER

Season	gp-gs	min/avg	Total		3-Point		F-Throws		Rebounds				Scoring			
			fg-fga	pct	fg-fga	pct	ft-fa	pct	off	def	tot	avg	pts	avg	pts	avg
2019-20*	22-1	201/9.1	16-53	.302	4-15	.267	1-2	.500	4	19	23	1.0	37	1.7	37	1.7
2020-21	16-7	385/24.1	63-129	.488	30-65	.462	13-14	.929	12	56	68	4.3	169	10.6	169	10.6
TOTAL	16-7	385/24.1	63-129	.488	30-65	.462	13-14	.929	12	56	68	4.3	169	10.6	169	10.6
All*	38-8	586/15.4	79-182	.434	34-80	.425	14-16	.875	16	75	91	2.4	206	5.4	206	5.4

3 HL CHAMPIONSHIPS



#15 TAUREAN THOMPSON Forward Gr. * 6-11 * 235 New York, N.Y. Brewster Academy

PRIOR TO DETROIT MERCY:

- * Played as a junior and senior at Seton Hall in the BIG EAST and was on the All-Academic Team in 2019-20
- * Recorded a season-high 25 minutes and had 13 points and six rebounds in Seton Hall's win over No. 9 Kentucky at Madison Square Garden
- * Finished with 15 points against DePaul and tallied eight points, a team-high nine rebounds and four blocks in a win over Providence
- * Played his freshman year at Syracuse and averaged 9.2 points and 3.8 rebounds with a career-high 22 points against Boston
- * Led the team with 18 points and three blocks at Virginia Tech and had 18 points against Wake Forest
- * Posted his first career double-double with 18 points and 12 rebounds at Georgia Tech

HIGH SCHOOL:

- * Prepped at Brewster Academy in New Hampshire, where he was a second-team All-NEPSAC Class AAA selection and helped the program to a 25-10 record and second-round appearance in the National Prep Championships
- * Also attended St. Anthony High School in Jersey City and played for legendary head coach Bob Hurley, helping the team to a 28-2 mark in 2014-15 and winning the NJSIAA Non-Public B North championship
- * A consensus top 100, four-star recruit and ranked as high as No. 59 by 247Sports

PERSONAL:

- * Son of Sherese Piper and Andre Thompson
- * Has a younger sister
- * Earned a degree in Social and Behavioral Sciences and is pursuing his masters in Liberal Studies
- * A Business major

22 PLAYERS DRAFTED BY NBA/ABA

SEASON HIGHS:

Points:
Rebounds:
Assists:
Steals:
Blocks:
Turnovers:
Field Goal Attempts:
Field Goal Made:
3-Point Field Goal Attempts:
3-Point Field Goal Made:
Free Throw Attempts:
Free Throws Made:
Minutes: 1 (2x) last vs. Kent State - 12/8/20

CAREER HIGHS:

Points: 22 vs. Boston - 12/10/16
Rebounds: 12 at Georgia Tech - 2/9/17
Assists: 5 vs. Eastern Michigan - 12/19/16
Steals: 5 vs. Mississippi - 3/18/17
Blocks: 4 (2x) last vs. Providence - 1/30/19
Turnovers: 4 at Louisville - 2/26/17
Field Goal Attempts: 21 at Georgia Tech - 2/9/17
Field Goal Made: 10 vs. Boston - 12/10/16
3-Point Field Goal Attempts: 2 (3x) last at Georgia Tech - 2/9/17
3-Point Field Goal Made: 1 (3x) last at Georgia Tech - 2/9/17
Free Throw Attempts: 8 at Boston College - 1/1/17
Free Throws Made: 5 (2x) last at Louisville - 2/26/17
Minutes: 33 at Georgia Tech - 2/9/17

THOMPSON'S CAREER STATS

HORIZON LEAGUE

CAREER

CAREER

Season	gp-gs	min/avg	Total		3-Point		F-Throws		Rebounds											Scoring	
			fg-fga	pct	fg-fga	pct	ft-fa	pct	off	def	tot	avg	pf	fo	ast	to	blk	stl	pts	avg	
2016-17*	34-21	607/17.9	130-238	.546	3-16	.188	49-76	.645	47	82	129	3.8	84	2	19	44	33	23	312	9.2	
2018-19*	27-0	279/10.3	50-124	.403	7-29	.241	17-23	.739	25	36	61	2.3	38	0	4	21	13	8	124	4.6	
2019-20*	1-0	4/4.0	1-1	1.000	0-0	.000	2-3	.667	0	1	1	1.0	0	0	1	1	0	0	4	4.0	
2020-21	2-0	2/1.0	0-0	.000	0-0	.000	0-0	.000	0	0	0	0.0	0	0	0	0	0	0	0	0.0	
TOTAL	2-0	2/1.0	0-0	.000	0-0	.000	0-0	.000	0	0	0	0.0	0	0	0	0	0	0	0	0.0	
All*	64-21	892/13.9	181-363	.499	10-45	.222	68-102	.667	72	119	191	3.0	122	2	24	66	46	31	440	6.9	

13 POSTSEASON APPEARANCES



#20
JAMAIL PINK
GUARD
So. * 6-1 * 164
Houston, Tex.
Clear Lake

2020-21:

- * Scored his first collegiate basket against Green Bay
- * Made his collegiate debut against Wright State

2019-20:

- * Did not see action in any games

HIGH SCHOOL:

- * Averaged 10.2 points, 4.3 assists, 2.6 rebounds and 1.0 steals as a junior at Clear Lake, helping his team post a 31-6 record and was among the top 10 in the state
- * A 2-star recruit according to Verbal Commits and was ranked No. 33 in the state by MaxPreps
- * In the summer of 2018, he played AAU on Team Harden and tallied 10.1 points and 4.0 assists per game

PERSONAL:

- * Son Denise and Bernard Pink
- * His dad played college basketball
- * Has a younger and older sister
- * Chose Detroit Mercy because of coach Davis and his reputation to make players better
- * A History major

EIGHT POSTSEASON WINS

SEASON/CAREER HIGHS:

Points: 2 vs. Green Bay - 1/15/21
 Rebounds:
 Assists:
 Steals:
 Blocks:
 Turnovers:
 Field Goal Attempts: 1 (2x) last vs. Green Bay - 1/15/21
 Field Goal Made: 2 vs. Green Bay - 1/15/21
 3-Point Field Goal Attempts:
 3-Point Field Goal Made:
 Free Throw Attempts:
 Free Throws Made:
 Minutes: 2 (2x) last vs. Green Bay - 1/15/21

PINK'S CAREER STATS

HORIZON LEAGUE

HORIZON LEAGUE			Total		3-Point		F-Throws		Rebounds										Scoring	
Season	gp-gs	min/avg	fg-fga	pct	fg-fga	pct	ft-fa	pct	off	def	tot	avg	pf	fo	ast	to	blk	stl	pts	avg
2020-21	2-0	4/2.0	1-2	.500	0-0	.000	0-0	.000	0	0	0	0.0	0	0	0	0	0	0	2	1.0
TOTAL	2-0	4/2.0	1-2	.500	0-0	.000	0-0	.000	0	0	0	0.0	0	0	0	0	0	0	2	1.0

CAREER

CAREER

			Total		3-Point		F-Throws		Rebounds											Scoring	
Season	gp-gs	min/avg	fg-fga	pct	fg-fga	pct	ft-fa	pct	off	def	tot	avg	pf	fo	ast	to	blk	stl	pts	avg	
2020-21	2-0	4/2.0	1-2	.500	0-0	.000	0-0	.000	0	0	0	0.0	0	0	0	0	0	0	2	1.0	
TOTAL	2-0	4/2.0	1-2	.500	0-0	.000	0-0	.000	0	0	0	0.0	0	0	0	0	0	0	2	1.0	

3 HL CHAMPIONSHIPS



#21 CHRIS BRANDON GUARD/FORWARD Jr. * 6-8 * 212 Houston, Tex. Bellaire

2020-21:

- * Had 6 points, 8 boards and 2 steals in game one and 7 points, 8 rebounds and 2 assists in game two against Purdue Fort Wayne
- * Grabbed a team-high 5 rebounds in just 10 minutes in game one at YSU and then pulled down 6 in game two
- * Tallied 6 points and 8 rebounds in the first win over Green Bay
- * Had 7 points with 3 rebounds, a block and a steal in game two against Oakland
- * Missed the first 4 games with an injury but came back against Wright St. and had 6 points, 6 rebounds and 2 blocks in game two

2019-20:

- * A member of the HL All-Defensive Team
- * Had career highs posting a team-high 8.1 rebounds and 44 blocks to go with 6.3 points and 20 steals
- * Shot a career-best 63.4 % from the field, a team high and second in school history
- * His 1.42 blocks per game (101st in nation) and 44 total swats (93rd in nation) both ranked second in the HL, while he was fourth with 3.13 offensive rebounds per game (44th in DI) and fifth in total rebounding at 8.1 per game (110th in DI)
- * Tallied a team-high four double-doubles on the year and pulled down at least 10 rebounds in 11 contests, including nine times in conference action
- * Posted his first career double-double with 10 points and 12 rebounds along with four blocks at #1 Gonzaga
- * Scored a career-high 18 points (9-10 FG) and blocked a career-best six shots with 12 rebounds against IUPUI
- * Another double-double with 12 points and game-high 14 rebounds at Wright St.
- * Registered 12 points and 14 rebounds at Milwaukee
- * Pulled down a career-high 18 rebounds - the most boards by a Titan since 1992 - with 6 points, 3 blocks and 2 assists at Oakland
- * Had 17 rebounds, 7 points and 3 blocks against Cleveland State
- * Ended with 9 points and 15 boards - including 7 offensive - at Green Bay

2018-19:

- * Appeared in 28 games and made 14 starts, averaging 2.5 points, 3.8 rebounds - third on the team - and shot 60.8 %
- * Led the team with 17 blocks
- * Posted 15 points and a team-high nine rebounds with two blocks at Temple
- * Tallied 12 points (6-6 FG) with six boards versus Kent State
- * Tied his season high with nine rebounds and scored six points against Ohio

22 PLAYERS DRAFTED BY NBA/ABA

HIGH SCHOOL:

- * Tabbed First Team All-District in 2016, 2017 and 2018
- * Averaged 10.0 points and 6.0 rebounds per game
- * Holds career highs in a game with 27 points, 14 rebounds and six blocks
- * Helped his team to a top-five ranking in the state in the last two years
- * Played AAU with the Durham Hurricanes, Team Loaded and Texas Pro

PERSONAL:

- * Son of Kimberly and Anthony Brandon
- * Has seven siblings
- * Nephew of former NBA player and head coach John Lucas and cousins to former NBA player John Lucas and former Texas stand-out and current Kentucky assistant coach Jai Lucas
- * A Business major

SEASON HIGHS:

Points: 7 (2x) last vs. Purdue Fort Wayne - 2/6/21
Rebounds: 8 (3x) last vs. Purdue Fort Wayne - 2/6/21
Assists: 2 vs. Purdue Fort Wayne - 2/6/21
Steals: 2 (2x) last vs. Purdue Fort Wayne - 2/5/21
Blocks: 2 vs. Wright State - 12/20/20
Turnovers: 2 vs. Wright State - 12/20/20
Field Goal Attempts: 2 vs. Wright State - 12/20/20
Field Goal Made: 3 (3x) last vs. Green Bay - 1/15/21
3-Point Field Goal Attempts:
3-Point Field Goal Made:
Free Throw Attempts: 5 vs. Purdue Fort Wayne - 2/5/21
Free Throws Made: 4 vs. Purdue Fort Wayne - 2/6/21
Minutes: 32 vs. Purdue Fort Wayne - 2/5/21

CAREER HIGHS:


Points: 18 vs. IUPUI - 1/23/20
Rebounds: 18 at Oakland - 12/28/19
Assists: 2 (9x) last vs. Purdue Fort Wayne - 2/6/21
Steals: 2 (4x) last at Oakland - 1/22/21
Blocks: 6 vs. IUPUI - 1/23/20
Turnovers: 4 vs. Green Bay - 2/21/2020
Field Goal Attempts: 11 at Wright State - 2/6/2020
Field Goal Made: 9 vs. IUPUI - 1/23/20
3-Point Field Goal Attempts: 2 at Oakland - 12/28/19
3-Point Field Goal Made:
Free Throw Attempts: 5 vs. Purdue Fort Wayne - 2/5/21
Free Throws Made: 4 (3x) last vs. Purdue Fort Wayne - 2/6/21
Minutes: 40 (3x) last at Wright State - 2/6/2020

BRANDON'S CAREER STATS

HORIZON LEAGUE			Total		3-Point		F-Throws		Rebounds											Scoring	
Season	gp-gs	min/avg	fg-fga	pct	fg-fga	pct	ft-fa	pct	off	def	tot	avg	pf	fo	ast	to	blk	stl	pts	avg	
2018-19	16-9	215/13.4	11-19	.579	0-2	.000	2-8	.250	15	32	47	2.9	19	0	3	11	6	3	24	1.5	
2019-20	18-18	610/33.9	61-97	.629	0-2	.000	14-28	.500	70	121	191	10.6	53	3	11	22	30	15	136	7.6	
2020-21	11-5	202/18.4	15-21	.714	0-0	.000	6-14	.429	20	35	55	5.0	25	2	7	5	4	7	36	3.3	
TOTAL	45-32	1027/22.8	87-137	.635	0-4	.000	22-50	.440	105	188	293	6.5	97	5	21	38	40	25	196	4.4	

CAREER			Total		3-Point		F-Throws		Rebounds											Scoring	
Season	gp-gs	min/avg	fg-fga	pct	fg-fga	pct	ft-fa	pct	off	def	tot	avg	pf	fo	ast	to	blk	stl	pts	avg	
2018-19	28-14	474/16.9	31-51	.608	0-3	.000	7-20	.350	42	63	105	3.8	45	1	9	17	17	10	69	2.5	
2019-20	31-28	882/28.5	85-134	.634	0-2	.000	25-49	.510	97	154	251	8.1	89	5	21	30	44	20	195	6.3	
2020-21	11-5	202/18.4	15-21	.714	0-0	.000	6-14	.429	20	35	55	5.0	25	2	7	5	4	7	36	3.3	
TOTAL	70-47	1558/22.3	131-206	.636	0-5	.000	38-83	.458	159	252	411	5.9	159	8	37	52	65	37	300	4.3	

13 POSTSEASON APPEARANCES



#25 MARQUELL FRASER GUARD Gr. * 6-3 * 200 Hamilton, Ont. Hill Academy

2020-21:

- * Registered a career-high 7 assists with 6 points, 5 rebounds and 2 steals in game one and scored 10 points with 4 rebounds, 4 assists and 2 steals in game two against Purdue Fort Wayne
- * Had 4 points, 4 rebounds, 3 assists and 2 steals in game one win at YSU and then netted 14 points with 4 rebounds and 2 assists in game two
- * Scored seven points and grabbed seven rebounds in game one at Oakland and came back to dish out a career-high six assists in game two
- * Tallied 10 points, 9 rebounds and 4 assists in the second win over Green Bay
- * Had a season-high 19 points with 4 rebounds and 3 assists in game one and then 10 points with 7 rebounds and a career-high 5 assists in game two against Wright State
- * Posted 12 points with 3 rebounds and 2 assists at WMU
- * Had 12 points, 7 rebounds, 2 assists and 2 steals at Notre Dame
- * Recorded his third career double-double with 11 points and a career-high 12 rebounds to go with 2 assists and 2 steals at Michigan State

PRIOR TO DETROIT MERCY:

- * Played the last two seasons at Idaho, appearing in 26 games with 13 starts last year and averaging 7.1 points, 3.9 rebounds and 1.9 assists per game
- * As a junior, he saw action in eight games with five starts before missing the rest of the year with an injury
- * Prior to the injury, he tallied 9.6 points, 6.5 rebounds and 3.1 assists per game, recording a pair of double-doubles
- * Before that, he was at Midland College and earned First Team All-Conference honors after averaging 17.1 points, 6.8 rebounds and 4.0 assists per game, shooting 57.3 percent from the field
- * Played his freshman year at VCU, seeing the court in 16 games

HIGH SCHOOL:

- * Rated a three-star prospect and the No. 2 prospect out of Canada
- * Chose VCU initially over DePaul, Georgia Tech and Iowa
- * Played his senior year at the Hill Academy and for the USPLAY Canada AAU
- * Helped his AAU team win the 17U Silver Bracket Championship at the 2015 Adidas Championships in Las Vegas

PERSONAL:

- * Son of Gaynor Fraser and Kensick Simon
- * Has an older brother and a younger sister
- * Graduated with a Sociology degree from Idaho and is currently pursuing a masters in Financial Economics

EIGHT POSTSEASON WINS

SEASON HIGHS:

Points: 19 vs. Wright State - 12/19/20
Rebounds: 12 at Michigan State - 12/4/20
Assists: 7 vs. Purdue Fort Wayne - 2/5/21
Steals: 3 vs. Oakland - 12/26/20
Blocks: 1 at Youngstown State - 1/29/21
Turnovers: 3 (3x) last vs. Wright State - 12/20/20
Field Goal Attempts: 12 (2x) last vs. Wright State - 12/19/20
Field Goal Made: 8 vs. Wright State - 12/19/20
3-Point Field Goal Attempts: 3 at Notre Dame - 12/6/20
3-Point Field Goal Made: 1 vs. Wright State - 12/19/20
Free Throw Attempts: 7 at Western Michigan - 12/12/20
Free Throws Made: 6 at Western Michigan - 12/12/20
Minutes: 39 at Michigan State - 12/4/20

SEASON HIGHS:

Points: 22 vs. Montana State - 1/20/19
Rebounds: 12 at Michigan State - 12/4/20
Assists: 7 vs. Purdue Fort Wayne - 2/5/21
Steals: 2 (3x) last vs. Wright State - 12/20/20
Blocks: 1 (5x) last at Youngstown State - 1/29/21
Turnovers: 3 (9x) last vs. Wright State - 12/20/20
Field Goal Attempts: 12 (3x) last vs. Wright State - 12/19/20
Field Goal Made: 8 vs. Wright State - 12/19/20
3-Point Field Goal Attempts: 3 (2x) last at Notre Dame - 12/6/20
3-Point Field Goal Made: 1 (3x) last vs. Wright State - 12/19/20
Free Throw Attempts: 11 vs. Montana State - 1/9/20
Free Throws Made: 9 vs. Montana State - 1/9/20
Minutes: 39 at Michigan State - 12/4/20

FRASER'S CAREER STATS

HORIZON LEAGUE			Total		3-Point		F-Throws		Rebounds											Scoring	
Season	gp-gs	min/avg	fg-fga	pct	fg-fga	pct	ft-fa	pct	off	def	tot	avg	pf	fo	ast	to	blk	stl	pts	avg	
2020-21	12-10	315/26.3	37-66	.561	1-2	.500	20-23	.870	16	37	53	4.4	17	0	44	15	1	15	95	7.9	
TOTAL	12-10	315/26.3	37-66	.561	1-2	.500	20-23	.870	16	37	53	4.4	17	0	44	15	1	15	95	7.9	

CAREER			Total		3-Point		F-Throws		Rebounds											Scoring	
Season	gp-gs	min/avg	fg-fga	pct	fg-fga	pct	ft-fa	pct	off	def	tot	avg	pf	fo	ast	to	blk	stl	pts	avg	
2016-17*	16-0	57/3.6	4-7	.571	0-1	.000	6-7	.857	1	4	5	0.3	9	0	2	5	0	1	14	0.9	
2019-20*	26-13	501/19.3	63-145	.434	2-17	.118	57-86	.663	27	74	101	3.9	26	0	49	43	4	9	185	7.1	
2020-21	16-14	459/28.7	51-103	.495	1-9	.111	32-38	.842	23	54	77	4.8	29	1	51	23	1	20	135	8.4	
TOTAL	16-14	459/28.7	51-103	.495	1-9	.111	32-38	.842	23	54	77	4.8	29	1	51	23	1	20	135	8.4	
All*	58-27	1017/17.5	118-255	.463	3-27	.111	95-131	.725	51	132	183	3.2	64	1	102	71	5	30	334	5.8	

3 HL CHAMPIONSHIPS



#30 JOEY LIEDEL GUARD Fr. * 6-1 * 175 Erie, Mich. Mason

22 PLAYERS DRAFTED BY NBA/ABA

SEASON/CAREER HIGHS:

Points:3 at Notre Dame - 12/6/20
Rebounds: 1 vs. Green Bay - 1/15/21
Assists:
Steals: 1 vs. Purdue Fort Wayne - 2/6/21
Blocks:
Turnovers: 1 (2x) last vs. Purdue Fort Wayne - 2/6/21
Field Goal Attempts: 3 (2x) last vs. Purdue Fort Wayne - 2/6/21
Field Goal Made: 1 at Notre Dame - 12/6/20
3-Point Field Goal Attempts: 3 (2x) last vs. Purdue Fort Wayne - 2/6/21
3-Point Field Goal Made: 1 at Notre Dame - 12/6/20
Free Throw Attempts:
Free Throws Made:
Minutes:6 vs. Wright State - 12/20/20

HIGH SCHOOL:

- * A four-year letter winner in basketball
- * Tabbed the Monroe County Region Boys Basketball Player of the Year for the second-straight season as well as First Team All-State at Division 3 as a senior
- * Named to the Basketball Coaches Association of Michigan's Dream Team
- * Finished the year averaging 30.0 points, 7.0 rebounds and 5.0 assists, leading his team to a 19-3 record and a Lenawee County Athletic Association championship
- * He concluded his high school career with 2,202 points, 16th in state history, and 334 career 3-pointers, six shy of the all-time state record, while holding the Monroe County Region records for career points and 3-pointers
- * Set his school record for career scoring average (24.2), season scoring average (30.1), points in a season (742), points in a game (54), 3-pointers in a season (99), career free throw percentage (85.1), assists in a season (121), career assists (388), steals in a season (83) and career steals (165)
- * Helped his team to the state semifinals as a junior
- * Broke his own school record with a 54-point explosion at Onsted as a senior, a season that saw him post 20 or more points 19 times and 30 or more 10 times
- * Played AAU with the LPC Thunder, helping the team to over 30 tournament wins and earning MVP honors on several occasions

PERSONAL:

- * Son of Beth and Brad Liedel
- * Has nine siblings with four older brothers, four older sisters and one younger sister
- * Two brothers Matt and Ben, played basketball at Franciscan University, while two sisters, Mary and Sarah, played basketball at Lourdes University
- * Lists his biggest thrill in sports as playing at the Breslin Center for the state finals in his junior year and reaching 2,000 points as a senior
- * A Communications major

LIEDEL'S CAREER STATS

HORIZON LEAGUE

HORIZON LEAGUE			Total		3-Point		F-Throws		Rebounds											Scoring	
Season	gp-gs	min/avg	fg-fga	pct	fg-fga	pct	ft-fga	pct	off	def	tot	avg	pf	fo	ast	to	blk	stl	pts	avg	
2020-21	3-0	14/4.7	0-6	.000	0-6	.000	0-0	.000	0	1	1	0.3	2	0	0	2	0	1	0	0.0	
TOTAL	3-0	14/4.7	0-6	.000	0-6	.000	0-0	.000	0	1	1	0.3	2	0	0	2	0	1	0	0.0	

CAREER

CAREER			Total		3-Point		F-Throws		Rebounds										Scoring	
Season	gp-gs	min/avg	fg-fga	pct	fg-fga	pct	ft-fga	pct	off	def	tot	avg	pf	fo	ast	to	blk	stl	pts	avg
2020-21	4-0	15/3.8	1-7	.143	1-7	.143	0-0	.000	0	1	1	0.3	2	0	0	2	0	1	3	0.8
TOTAL	4-0	15/3.8	1-7	.143	1-7	.143	0-0	.000	0	1	1	0.3	2	0	0	2	0	1	3	0.8

13 POSTSEASON APPEARANCES



#33
BUAY KOKA
CENTER
Gr. * 7-1 * 210
Nasir, South Sudan
Patrick School (N.J.)

2020-21:

- * Had six points with a block in the loss at Oakland
- * Grabbed a career-high 8 rebounds with 3 points, 2 blocks and 2 steals in game one against Oakland
- * Made his debut with 9 points, 2 blocks and 2 rebounds against Wright State
- * Transferred to Detroit Mercy in Mid-December and was immediately eligible as a graduate transfer

PRIOR TO DETROIT MERCY:

- * Played in 34 games with Tulane as a freshman, sophomore and junior, but did not see any action as a senior prior to his transfer to Detroit Mercy
- * Scored a career-high 11 points at South Alabama as a sophomore and has twice pulled down a career-best five boards as a freshman against Southeastern Louisiana and five as a sophomore at South Florida
- * A three-time member of the AAC All-Academic Team

HIGH SCHOOL:

- * Rated as a three-star prospect by ESPN.com
- * Played under head coach Chris Chavannes at The Patrick School in Hillside, N.J., that was ranked No. 10 nationally in the USA Today preseason poll and No. 6 by MaxPreps
- * Helped the Celtics to a 29-4 overall record to finish No. 1 in the NJ.com Top 20 after winning the school's sixth NJSIAA Tournament of Champions and the 2017 South Jersey, Non-Public A title – the school's first since 2009
- * Played alongside three Division I players in Nick Richards (Kentucky), Jamir Harris (Minnesota) and Marcus McClary (Monmouth)

PERSONAL:

- * Son of Nyakong Gach Rik and Kueth Reath Koka
- * Has seven siblings
- * Graduated with a degree in Public Health from Tulane and is currently pursuing a master's in Health Service Administration

EIGHT POSTSEASON WINS

SEASON HIGHS:

Points:9 vs. Wright State - 12/19/20
 Rebounds:8 vs. Oakland - 12/26/20
 Assists:1 (2x) last vs. Green Bay - 1/16/21
 Steals:2 (2x) last vs. Oakland - 12/26/20
 Blocks:2 (2x) last vs. Oakland - 12/26/20
 Turnovers:2 vs. Oakland - 12/26/20
 Field Goal Attempts:7 vs. Wright State - 12/19/20
 Field Goal Made:4 vs. Wright State - 12/19/20
 3-Point Field Goal Attempts:1 vs. Wright State - 12/20/20
 3-Point Field Goal Made:
 Free Throw Attempts:4 at Oakland - 1/22/21
 Free Throws Made:4 at Oakland - 1/22/21
 Minutes:25 vs. Oakland - 12/26/20

CAREER HIGHS:

Points:11 at South Alabama - 12/8/18
 Rebounds:8 vs. Oakland - 12/26/20
 Assists:1 (2x) last vs. Oakland - 12/26/20
 Steals:2 (3x) last vs. Oakland - 12/26/20
 Blocks:2 (7x) last vs. Oakland - 12/26/20
 Turnovers:2 (5x) last vs. Oakland - 12/26/20
 Field Goal Attempts:7 vs. Wright State - 12/19/20
 Field Goal Made:5 at South Alabama - 12/8/18
 3-Point Field Goal Attempts:1 vs. Wright State - 12/20/20
 3-Point Field Goal Made:
 Free Throw Attempts:4 (2x) last at Oakland - 1/22/21
 Free Throws Made:4 at Oakland - 1/22/21
 Minutes:25 vs. Oakland - 12/26/20

KOKA'S CAREER STATS

HORIZON LEAGUE

			Total		3-Point		F-Throws		Rebounds										Scoring	
Season	gp-gs	min/avg	fg-fga	pct	fg-fga	pct	ft-fa	pct	off	def	tot	avg	pf	fo	ast	to	blk	stl	pts	avg
2020-21	9-4	124/13.8	8-20	.400	0-1	.000	8-10	.800	6	16	22	2.4	11	0	2	5	8	6	24	2.7
TOTAL	9-4	124/13.8	8-20	.400	0-1	.000	8-10	.800	6	16	22	2.4	11	0	2	5	8	6	24	2.7

CAREER

			Total		3-Point		F-Throws		Rebounds											Scoring	
Season	gp-gs	min/avg	fg-fga	pct	fg-fga	pct	ft-fga	pct	off	def	tot	avg	pf	fo	ast	to	blk	stl	pts	avg	
2017-18*	7-0	27/3.9	1-4	.250	0-0	.000	1-1	1.000	3	9	12	1.7	6	0	0	4	3	1	3	0.4	
2019-20*	12-0	32/2.7	2-4	.500	0-0	.000	4-6	.667	2	7	9	0.8	5	0	0	4	2	0	8	0.7	
2020-21	9-4	124/13.8	8-20	.400	0-1	.000	8-10	.800	6	16	22	2.4	11	0	2	5	8	6	24	2.7	
TOTAL	9-4	124/13.8	8-20	.400	0-1	.000	8-10	.800	6	16	22	2.4	11	0	2	5	8	6	24	2.7	
All*	28-4	183/6.5	11-28	.393	0-1	.000	13-17	.765	11	32	43	1.5	22	0	2	13	13	7	35	1.3	

3 HL CHAMPIONSHIPS



#41 WILLY ISIANI FORWARD Jr. * 6-8 * 230 Tbilisi, Georgia ASI Prep Academy (CA)

22 PLAYERS DRAFTED BY NBA/ABA

HIGH SCHOOL:

- * Spent last season with ASI Prep Academy and averaged 8.4 points and 4.0 rebounds while shooting 40.0 percent from behind the arc
- * Prior to that, he suited up overseas for CB Gran Canaria, Gran Canaria B and MIA Academy Tbilisi
- * Played in the 2017 FIBA U-20 European Championship Division B for Georgia
- * Was the MVP in the 16-U Georgia National Championship and the U-18 Tbilisi Championship

PERSONAL:

- * Son of Gia Isiani and Nino Saakashvili
- * Has an older brother and a younger sister
- * Lists Luka Doncic as the best athlete he has ever played against
- * Majoring in Business Administration

2020-21:

- * Had 6 points, 3 rebounds, a block and a steal in game two win at Youngstown State
- * Grabbed a career-high 12 rebounds with 8 points at WMU
- * Scored 15 points, grabbed 7 rebounds and had 3 assists and a steal against Kent State
- * Pulled down 10 rebounds and had 2 points, 2 blocks and 3 assists at Notre Dame
- * Had 7 points, 5 rebounds and a career-best 5 assists and 2 steals at Michigan State

2019-20:

- * Played in 30 games with 15 starts on the year and averaged 4.9 points and 3.3 rebounds in 16.3 minutes of court time
- * Second on the team with 18 blocks and third sinking 37, 3-pointers 37 of his 51 field goals were from behind the line
- * Grabbed a career-best 11 rebounds with seven points against Milwaukee
- * Hit five 3-pointers en route to a season-high 15 points with three rebounds and two steals at Ohio
- * Tallied 13 points hitting four triples and grabbed seven rebounds against UC Irvine
- * Ended with 11 points and seven rebounds versus Northeastern
- * Had 11 points, four rebounds, a career-high three blocks, two assists and two steals against Toledo
- * Netted 11 points with three rebounds and an assist, block and steal at Notre Dame
- * Had eight points and three rebounds against Cleveland State
- * Scored eight points and had two rebounds at NKU

2018-19:

- * Played in 10 games and made five starts on the year
- * Made his collegiate debut against NKU and finished with three 3-pointers for nine points with a steal in 11 minutes
- * Posted 12 points with four 3-pointers against Oakland
- * Tallied a season-high 20 points going 6-of-13 from behind the arc in 28 minutes at IUPUI
- * Scored 11 points and pulled down six rebounds with four assists against Cleveland State
- * Had 14 points in the Horizon League Championship quarterfinals at NKU

SEASON HIGHS:

Points: 15 vs. Kent State - 12/8/20
Rebounds: 12 at Western Michigan - 12/12/20
Assists: 5 at Michigan State - 12/4/20
Steals: 2 (2x) last vs. Green Bay - 1/15/21
Blocks: 2 at Notre Dame - 12/6/20
Turnovers: 3 (2x) last vs. Green Bay - 1/15/21
Field Goal Attempts: 7 at Michigan State - 12/4/20
Field Goal Made: 3 (4x) last at Youngstown State - 1/30/21
3-Point Field Goal Attempts: ... 5 (2x) last at Western Michigan - 12/12/20
3-Point Field Goal Made: 3 vs. Kent State - 12/8/20
Free Throw Attempts: 6 vs. Kent State - 12/8/20
Free Throws Made: 6 vs. Kent State - 12/8/20
Minutes: 39 vs. Kent State - 12/8/20

SEASON HIGHS:

Points: 20 at IUPUI - 1/26/19
Rebounds: 12 at Western Michigan - 12/12/20
Assists: 5 at Michigan State - 12/4/20
Steals: 2 (6x) last vs. Green Bay - 1/15/21
Blocks: 3 vs. Toledo - 12/14/19
Turnovers: 3 (6x) last vs. Green Bay - 1/15/21
Field Goal Attempts: 14 at Notre Dame - 12/10/19
Field Goal Made: 6 at IUPUI - 1/26/19
3-Point Field Goal Attempts: 13 at IUPUI - 1/26/19
3-Point Field Goal Made: 6 at IUPUI - 1/26/19
Free Throw Attempts: 6 vs. Kent State - 12/8/20
Free Throws Made: 6 vs. Kent State - 12/8/20
Minutes: 39 vs. Kent State - 12/8/20

ISIANI'S CAREER STATS

HORIZON LEAGUE

HORIZON LEAGUE			Total		3-Point		F-Throws		Rebounds											Scoring	
Season	gp-gs	min/avg	fg-fga	pct	fg-fga	pct	ft-fa	pct	off	def	tot	avg	pf	fo	ast	to	blk	stl	pts	avg	
2018-19	9-4	134/14.9	21-49	.429	18-45	.400	3-5	.600	5	10	15	1.7	14	0	6	7	0	1	63	7.0	
2019-20	17-6	241/14.2	22-67	.328	13-50	.260	3-6	.500	23	30	53	3.1	29	1	9	11	9	5	60	3.5	
2020-21	12-3	141/11.8	9-22	.409	3-14	.214	2-2	1.000	6	11	17	1.4	14	1	10	7	3	5	23	1.9	
TOTAL	38-13	516/13.6	52-138	.377	34-109	.312	8-13	.615	34	51	85	2.2	57	2	25	25	12	11	146	3.8	

CAREER

CAREER			Total		3-Point		F-Throws		Rebounds											Scoring	
Season	gp-gs	min/avg	fg-fga	pct	fg-fga	pct	ft-fa	pct	off	def	tot	avg	pf	fo	ast	to	blk	stl	pts	avg	
2018-19	10-5	167/16.7	25-59	.424	20-52	.385	7-9	.778	5	12	17	1.7	17	0	7	7	0	1	77	7.7	
2019-20	30-15	490/16.3	51-152	.336	37-121	.306	9-18	.500	38	61	99	3.3	49	1	16	24	18	16	148	4.9	
2020-21	16-7	279/17.4	19-44	.432	9-31	.290	8-8	1.000	15	37	52	3.3	25	2	22	11	6	8	55	3.4	
TOTAL	56-27	936/16.7	95-255	.373	66-204	.324	24-35	.686	58	110	168	3.0	91	3	45	42	24	25	280	5.0	

13 POSTSEASON APPEARANCES



#55
CALEB BROWN
GUARD
Fr. * 6-0 * 155
Lansing, Mich.
DeWitt

2020-21:

* Made his collegiate debut against Purdue Fort Wayne and had an assist and a steal in 3 minutes

HIGH SCHOOL:

* Earned three varsity letters in basketball
* Helped the team to a district championship as a junior and regional finals as a senior
* Led his team in three-point percentage at 52.0 percent as a senior, while averaging 12.0 points, 3.0 assists and 1.0 steals per game
* Played AAU with Mid Michigan Elite

PERSONAL:

* Son of Melissa and Luke Brown
* Has a younger sister and a younger brother
* Chose Detroit Mercy because of the value of the education
* A Business major

EIGHT POSTSEASON WINS

SEASON/CAREER HIGHS:

Points:
Rebounds:
Assists: 1 vs. Purdue Fort Wayne - 2/6/21
Steals: 1 vs. Purdue Fort Wayne - 2/6/21
Blocks:
Turnovers:
Field Goal Attempts:
Field Goal Made:
3-Point Field Goal Attempts:
3-Point Field Goal Made:
Free Throw Attempts:
Free Throws Made:
Minutes: 3 vs. Purdue Fort Wayne - 2/6/21

BROWN'S CAREER STATS


HORIZON LEAGUE

Season	gp-gs	min/avg	Total		3-Point		F-Throws		Rebounds										Scoring	
			fg-fga	pct	fg-fga	pct	ft-fga	pct	off	def	tot	avg	pf	fo	ast	to	blk	stl	pts	avg
2020-21	1-0	3/3.0	0-0	.000	0-0	.000	0-0	.000	0	0	0	0.0	0	0	1	0	0	1	0	0.0
TOTAL	1-0	3/3.0	0-0	.000	0-0	.000	0-0	.000	0	0	0	0.0	0	0	1	0	0	1	0	0.0

CAREER



Season	gp-gs	min/avg	Total		3-Point		F-Throws		Rebounds										Scoring	
			fg-fga	pct	fg-fga	pct	ft-fga	pct	off	def	tot	avg	pf	fo	ast	to	blk	stl	pts	avg
2020-21	1-0	3/3.0	0-0	.000	0-0	.000	0-0	.000	0	0	0	0.0	0	0	1	0	0	1	0	0.0
TOTAL	1-0	3/3.0	0-0	.000	0-0	.000	0-0	.000	0	0	0	0.0	0	0	1	0	0	1	0	0.0

2020-21 BOX SCORES

		<div> <div>Ohio State-Buckeye vs Michigan State</div> <div>Detroit Mercy vs Michigan State</div> <div>United States Hockey Center, St. Louis 2022 @ MSU men's hockey</div> </div>										<div>Game Time: 0:00:00</div> <div>Game Date: 03/03/2022</div>	
Detroit Mercy - 76		Report of 4										Officials: D.J. Cameron, Rob Ray, Brian W. Wenzel	
NO	Name	GP		PTS		Rebounds		Fouls		Blocks		Shooting by Period	
		Min	Max	Min	Max	Off	Def	Off	Def	Off	Def	1st	2nd
10	10 - J. Williams	30:47	37:15	0	0	1	5	6	5	0	2	0	0
11	11 - M. Williams	30:47	37:15	0	0	1	5	6	5	0	2	0	0
12	12 - J. Williams	30:47	37:15	0	0	1	5	6	5	0	2	0	0
13	13 - M. Williams	30:47	37:15	0	0	1	5	6	5	0	2	0	0
14	14 - J. Williams	30:47	37:15	0	0	1	5	6	5	0	2	0	0
15	15 - M. Williams	30:47	37:15	0	0	1	5	6	5	0	2	0	0
16	16 - J. Williams	30:47	37:15	0	0	1	5	6	5	0	2	0	0
17	17 - M. Williams	30:47	37:15	0	0	1	5	6	5	0	2	0	0
18	18 - J. Williams	30:47	37:15	0	0	1	5	6	5	0	2	0	0
19	19 - M. Williams	30:47	37:15	0	0	1	5	6	5	0	2	0	0
20	20 - J. Williams	30:47	37:15	0	0	1	5	6	5	0	2	0	0
21	21 - M. Williams	30:47	37:15	0	0	1	5	6	5	0	2	0	0
22	22 - J. Williams	30:47	37:15	0	0	1	5	6	5	0	2	0	0
23	23 - M. Williams	30:47	37:15	0	0	1	5	6	5	0	2	0	0
24	24 - J. Williams	30:47	37:15	0	0	1	5	6	5	0	2	0	0
25	25 - M. Williams	30:47	37:15	0	0	1	5	6	5	0	2	0	0
26	26 - J. Williams	30:47	37:15	0	0	1	5	6	5	0	2	0	0
27	27 - M. Williams	30:47	37:15	0	0	1	5	6	5	0	2	0	0
28	28 - J. Williams	30:47	37:15	0	0	1	5	6	5	0	2	0	0
29	29 - M. Williams	30:47	37:15	0	0	1	5	6	5	0	2	0	0
30	30 - J. Williams	30:47	37:15	0	0	1	5	6	5	0	2	0	0
31	31 - M. Williams	30:47	37:15	0	0	1	5	6	5	0	2	0	0
32	32 - J. Williams	30:47	37:15	0	0	1	5	6	5	0	2	0	0
33	33 - M. Williams	30:47	37:15	0	0	1	5	6	5	0	2	0	0
34	34 - J. Williams	30:47	37:15	0	0	1	5	6	5	0	2	0	0
35	35 - M. Williams	30:47	37:15	0	0	1	5	6	5	0	2	0	0
36	36 - J. Williams	30:47	37:15	0	0	1	5	6	5	0	2	0	0
37	37 - M. Williams	30:47	37:15	0	0	1	5	6	5	0	2	0	0
38	38 - J. Williams	30:47	37:15	0	0	1	5	6	5	0	2	0	0
39	39 - M. Williams	30:47	37:15	0	0	1	5	6	5	0	2	0	0
40	40 - J. Williams	30:47	37:15	0	0	1	5	6	5	0	2	0	0
41	41 - M. Williams	30:47	37:15	0	0	1	5	6	5	0	2	0	0
42	42 - J. Williams	30:47	37:15	0	0	1	5	6	5	0	2	0	0
43	43 - M. Williams	30:47	37:15	0	0	1	5	6	5	0	2	0	0
44	44 - J. Williams	30:47	37:15	0	0	1	5	6	5	0	2	0	0
45	45 - M. Williams	30:47	37:15	0	0	1	5	6	5	0	2	0	0
46	46 - J. Williams	30:47	37:15	0	0	1	5	6	5	0	2	0	0
47	47 - M. Williams	30:47	37:15	0	0	1	5	6	5	0	2	0	0
48	48 - J. Williams	30:47	37:15	0	0	1	5	6	5	0	2	0	0
49	49 - M. Williams	30:47	37:15	0	0	1	5	6	5	0	2	0	0
50	50 - J. Williams	30:47	37:15	0	0	1	5	6	5	0	2	0	0
51	51 - M. Williams	30:47	37:15	0	0	1	5	6	5	0	2	0	0
52	52 - J. Williams	30:47	37:15	0	0	1	5	6	5	0	2	0	0
53	53 - M. Williams	30:47	37:15	0	0	1	5	6	5	0	2	0	0
54	54 - J. Williams	30:47	37:15	0	0	1	5	6	5	0	2	0	0
55	55 - M. Williams	30:47	37:15	0	0	1	5	6	5	0	2	0	0
56	56 - J. Williams	30:47	37:15	0	0	1	5	6	5	0	2	0	0
57	57 - M. Williams	30:47	37:15	0	0	1	5	6	5	0	2	0	0
58	58 - J. Williams	30:47	37:15	0	0	1	5	6	5	0	2	0	0
59	59 - M. Williams	30:47	37:15	0	0	1	5	6	5	0	2	0	0
60	60 - J. Williams	30:47	37:15	0	0	1	5	6	5	0	2	0	0
61	61 - M. Williams	30:47	37:15	0	0	1	5	6	5	0	2	0	0
62	62 - J. Williams	30:47	37:15	0	0	1	5	6	5	0	2	0	0
63	63 - M. Williams	30:47	37:15	0	0	1	5	6	5	0	2	0	0
64	64 - J. Williams	30:47	37:15	0	0	1	5	6	5	0	2	0	0
65	65 - M. Williams	30:47	37:15	0	0	1	5	6	5	0	2	0	0
66	66 - J. Williams	30:47	37:15	0	0	1	5	6	5	0	2	0	0
67	67 - M. Williams	30:47	37:15	0	0	1	5	6	5	0	2	0	0
68	68 - J. Williams	30:47	37:15	0	0	1	5	6	5	0	2	0	0
69	69 - M. Williams	30:47	37:15	0	0	1	5	6	5	0	2	0	0
70	70 - J. Williams	30:47	37:15	0	0	1	5	6	5	0	2	0	0
71	71 - M. Williams	30:47	37:15	0	0	1	5	6	5	0	2	0	0
72	72 - J. Williams	30:47	37:15	0	0	1	5	6	5	0	2	0	0
73	73 - M. Williams	30:47	37:15	0	0	1	5	6	5	0	2	0	0
74	74 - J. Williams	30:47	37:15	0	0	1	5	6	5	0	2	0	0
75	75 - M. Williams	30:47	37:15	0	0	1	5	6	5	0	2	0	0
76	76 - J. Williams	30:47	37:15	0	0	1	5	6	5	0	2	0	0
77	77 - M. Williams	30:47	37:15	0	0	1	5	6	5	0	2	0	0
78	78 - J. Williams	30:47	37:15	0	0	1	5	6	5	0	2	0	0
79	79 - M. Williams	30:47	37:15	0	0	1	5	6	5	0	2	0	0
80	80 - J. Williams	30:47	37:15	0	0	1	5	6	5	0	2	0	0
81	81 - M. Williams	30:47	37:15	0	0	1	5	6	5	0	2	0	0
82	82 - J. Williams	30:47	37:15	0	0	1	5	6	5	0	2	0	0
83	83 - M. Williams	30:47	37:15	0	0	1	5	6	5	0	2	0	0
84	84 - J. Williams	30:47	37:15	0	0	1	5	6	5	0	2	0	0
85	85 - M. Williams	30:47	37:15	0	0	1	5	6	5	0	2	0	0
86	86 - J. Williams	30:47	37:15	0	0	1	5	6	5	0	2	0	0
87	87 - M. Williams	30:47	37:15	0	0	1	5	6	5	0	2	0	0
88	88 - J. Williams	30:47	37:15	0	0	1	5	6	5	0	2	0	0
89	89 - M. Williams	30:47	37:15	0	0	1	5	6	5	0	2	0	0
90	90 - J. Williams	30:47	37:15	0	0	1	5	6	5	0	2	0	0
91	91 - M. Williams	30:47	37:15	0	0	1	5	6	5	0	2	0	0
92	92 - J. Williams	30:47	37:15	0	0	1	5	6	5	0	2	0	0
93	93 - M. Williams	30:47	37:15	0	0	1	5	6	5	0	2	0	0
94	94 - J. Williams	30:47	37:15	0	0	1	5	6	5	0	2	0	0
95	95 - M. Williams	30:47	37:15	0	0	1	5	6	5	0	2	0	0
96	96 - J. Williams	30:47	37:15	0	0	1	5	6	5	0	2	0	0
97	97 - M. Williams	30:47	37:15	0	0	1	5	6	5	0	2	0	0
98	98 - J. Williams	30:47	37:15	0	0	1	5	6	5	0	2	0	0
99	99 - M. Williams	30:47	37:15	0	0	1	5	6	5	0	2	0	0
100	100 - J. Williams	30:47	37:15	0	0	1	5	6	5	0	2	0	0
101	101 - M. Williams	30:47	37:15	0	0	1	5	6	5	0	2	0	0
102	102 - J. Williams	30:47	37:15	0	0	1	5	6	5	0	2	0	0
103	103 - M. Williams	30:47	37:15	0	0	1	5	6	5	0	2	0	0
104	104 - J. Williams	30:47	37:15	0	0	1	5	6	5	0	2	0	0
105	105 - M. Williams	30:47	37:15	0	0	1	5	6	5	0	2	0	0
106	106 - J. Williams	30:47	37:15	0	0	1	5	6	5	0	2	0	0
107	107 - M. Williams	30:47	37:15	0	0	1	5	6	5	0	2	0	0
108	108 - J. Williams	30:47	37:15	0	0	1	5	6	5	0	2	0	0
109	109 - M. Williams	30:47	37:15	0	0	1	5	6	5	0	2	0	0
110	110 - J. Williams	30:47	37:15	0	0	1	5	6	5	0	2	0	0
111	111 - M. Williams	30:47	37:15	0	0	1	5	6	5	0	2	0	0
112	112 - J. Williams	30:47	37:15	0	0	1	5	6	5	0	2	0	0
113	113 - M. Williams	30:47	37:15	0	0	1	5	6	5	0	2	0	0
114	114 - J. Williams	30:47	37:15	0	0	1	5	6	5	0	2	0	0
115	115 - M. Williams	30:47	37:15	0	0	1	5	6	5	0	2	0	0
116	116 - J. Williams	30:47	37:15	0	0	1	5	6	5	0	2	0	0
117	117 - M. Williams	30:47	37:15	0	0	1	5	6	5	0	2	0	0
118	118 - J. Williams	30:47	37:15	0	0	1	5	6	5	0	2	0	0
119	119 - M. Williams	30:47	37:15	0	0	1	5	6	5	0	2	0	0
120	120 - J. Williams	30:47	37:15	0	0	1	5	6	5	0	2	0	0
121	121 - M. Williams	30:47	37:15	0	0	1	5	6	5	0	2	0	0
122	122 - J. Williams	30:47	37:15	0	0	1	5	6	5	0	2	0	0
123	123 - M. Williams	30:47	37:15	0	0	1	5	6	5	0	2	0	0
124	124 - J. Williams	30:47	37:15	0	0	1	5	6					

Michigan State - 23			Recent - 42										Seasonal Percentages									
MC No.		MC	PG	SP	FP	FT	Rebounds	Points	Assists	TP	AP	Blocks	Shooting By Period		FT %		3PT %					
													1st	2nd	3rd	4th	1st	2nd				
0	Aaron Henry	P	23:06	4.1	0.1	4.4	4.6	10.4	4.2	12	6	3	2	37%	51	25.0%	37%	51				
0	Thomas Kicher	F	11:11	1.3	0.0	0.0	2.2	0.0	0	0	0	0	1	37%	12	75.0%	37%	12				
0	1844-Hauser	F	10:47	1.0	0.0	0.0	0.0	0.0	0	0	0	0	0	37%	10	50.0%	37%	10				
0	Gabe Brown	F	30:18	8.9	4.6	0.0	0.0	0.0	0.0	10	16	0	0	37%	34	50.0%	37%	34				
0	1844-Hauser	F	10:47	1.0	0.0	0.0	0.0	0.0	0	0	0	0	0	37%	10	50.0%	37%	10				
3	Foster Layer	F	18:38	0.3	0.2	0.0	0.1	1.2	0.2	1	0	0	1	37%	10	50.0%	37%	10				
0	Mark Hall	F	17:18	1.0	0.0	0.0	2.3	0.0	0	0	1	1	0	37%	10	50.0%	37%	10				
0	1844-Hauser	F	10:47	1.0	0.0	0.0	0.0	0.0	0	0	0	0	0	37%	10	50.0%	37%	10				
11	A.J. Hammond	J	18:41	1.3	0.0	0.0	0.0	1.4	2.4	2	4	0	0	37%	10	50.0%	37%	10				
11	1844-Hauser	F	10:47	1.0	0.0	0.0	0.0	0.0	0	0	0	0	0	37%	10	50.0%	37%	10				
22	Matty Skusek	J	03:02	0.0	0.0	0.0	0.0	0.0	0	0	0	0	0	37%	10	50.0%	37%	10				
Totals																						
			20:40	18.0	18.0	18.0	22.2	46.0	16.0	20.0	16.0	7.0	1.2	37%	10	50.0%	37%	10				

	Technical Faults:=NONE				
	UDM	MSU	Points from Turnovers	UDM MSU	Period by Period Scoring:
Biggest lead	5 (2^{nd} 10-37)	8 (1^{st} 11-16)	Turnovers	15 17	Tot Tot
Best Scoring Run	8 (1^{st} 6-37)	8 (2^{nd} 5-48)	Paint	34 38	UMS 35 41 76
Last Changes	10		Second Chance	16 16	
Times Tied	9		Fast Breaks	8 23	MSU 35 48 83
Time with Lead	08:18	25:25	Bench	2 20	

	<div>Game Time: 1:00 PM</div> <div>Game Date: 12/09/06</div> <div>Attendance: 10,000</div> <div>  </div>	<div>Official Basketball Box Score - Final</div> <div>Detrol Medical at Notre Dame</div> <div>10000 P. Ford at the Joyce Center, Notre Dame</div> <div>2003 / 11 Men's Basketball</div>	<div>Notre Dame - 76</div> <div>Rebound: 63</div>	<table> <tr> <th>NO. NAME</th><th>MIN</th><th>FG</th><th>3P</th><th>FT</th><th>Rebounds</th><th>Fouls</th><th>PTS</th><th>AST</th><th>ST</th><th>Blocks</th><th>Shooting By Period</th></tr> <tr> <td>10. Butt</td><td>46:00</td><td>7/17</td><td>3/6</td><td>1/2</td><td>4</td><td>2</td><td>28</td><td>10</td><td>1</td><td>0</td><td>FG%: 42.9% 2PT%: 46.7%</td></tr> <tr> <td>20. McGuire</td><td>40:00</td><td>11/19</td><td>2/5</td><td>2/2</td><td>10</td><td>3</td><td>26</td><td>10</td><td>1</td><td>0</td><td>FT%: 100%</td></tr> <tr> <td>30. Amoroso</td><td>40:00</td><td>5/10</td><td>2/10</td><td>2/3</td><td>3</td><td>2</td><td>14</td><td>3</td><td>1</td><td>0</td><td>FG%: 50%</td></tr> <tr> <td>40. McIntosh</td><td>29:00</td><td>5/10</td><td>2/10</td><td>3/5</td><td>5</td><td>5</td><td>15</td><td>1</td><td>1</td><td>0</td><td>FT%: 60%</td></tr> <tr> <td>25. Marquett Fraser</td><td>42:00</td><td>5/12</td><td>0/3</td><td>2/2</td><td>10</td><td>1</td><td>12</td><td>1</td><td>0</td><td>2/2</td><td>FG%: 41.7%</td></tr> <tr> <td>45. Dwyane Ross Jr.</td><td>21:18</td><td>3/5</td><td>0/0</td><td>3/6</td><td>1</td><td>1</td><td>6</td><td>0</td><td>0</td><td>0</td><td>FT%: 50%</td></tr> <tr> <td>15. Calderon</td><td>20:00</td><td>3/5</td><td>0/0</td><td>3/6</td><td>1</td><td>1</td><td>6</td><td>0</td><td>0</td><td>0</td><td>FT%: 50%</td></tr> <tr> <td>30. Joyce Lister</td><td>01:13</td><td>1/1</td><td>1/1</td><td>0/0</td><td>0</td><td>0</td><td>3</td><td>0</td><td>0</td><td>0</td><td>FT%: 100%</td></tr> </table>	NO. NAME	MIN	FG	3P	FT	Rebounds	Fouls	PTS	AST	ST	Blocks	Shooting By Period	10. Butt	46:00	7/17	3/6	1/2	4	2	28	10	1	0	FG%: 42.9% 2PT%: 46.7%	20. McGuire	40:00	11/19	2/5	2/2	10	3	26	10	1	0	FT%: 100%	30. Amoroso	40:00	5/10	2/10	2/3	3	2	14	3	1	0	FG%: 50%	40. McIntosh	29:00	5/10	2/10	3/5	5	5	15	1	1	0	FT%: 60%	25. Marquett Fraser	42:00	5/12	0/3	2/2	10	1	12	1	0	2/2	FG%: 41.7%	45. Dwyane Ross Jr.	21:18	3/5	0/0	3/6	1	1	6	0	0	0	FT%: 50%	15. Calderon	20:00	3/5	0/0	3/6	1	1	6	0	0	0	FT%: 50%	30. Joyce Lister	01:13	1/1	1/1	0/0	0	0	3	0	0	0	FT%: 100%	
NO. NAME	MIN	FG	3P	FT	Rebounds	Fouls	PTS	AST	ST	Blocks	Shooting By Period																																																																																																						
10. Butt	46:00	7/17	3/6	1/2	4	2	28	10	1	0	FG%: 42.9% 2PT%: 46.7%																																																																																																						
20. McGuire	40:00	11/19	2/5	2/2	10	3	26	10	1	0	FT%: 100%																																																																																																						
30. Amoroso	40:00	5/10	2/10	2/3	3	2	14	3	1	0	FG%: 50%																																																																																																						
40. McIntosh	29:00	5/10	2/10	3/5	5	5	15	1	1	0	FT%: 60%																																																																																																						
25. Marquett Fraser	42:00	5/12	0/3	2/2	10	1	12	1	0	2/2	FG%: 41.7%																																																																																																						
45. Dwyane Ross Jr.	21:18	3/5	0/0	3/6	1	1	6	0	0	0	FT%: 50%																																																																																																						
15. Calderon	20:00	3/5	0/0	3/6	1	1	6	0	0	0	FT%: 50%																																																																																																						
30. Joyce Lister	01:13	1/1	1/1	0/0	0	0	3	0	0	0	FT%: 100%																																																																																																						

[illegible]

	DM	ND	Points from DM	ND	Period by Period Scoring
Biggest lead	4 (1 st 18-21)	11 (2 nd 1-26)	Turnovers	8 / 5	1st 2nd Tot
Best Scoring Run	6 (2 nd 16-10)	12 (2 nd 1-26)	Paint	24 / 32	DM 31 39 70
Led Changes	5	5	Second Chance	13 / 8	
Times Tied	5	5	Fast Breaks	12 / 7	ND 37 41 78
Time with Lead	04:30	32:34	Bench	9 / 5	

[illegible][illegible][illegible]

Official Statistical Report - Score Point															Score Point Distribution	
Detroit Marine and Westrich, Michigan State Police - Detroit, Michigan															Score Point Distribution	
2025-2026 Recruitment															Score Point Distribution	
Candidates															Score Point Distribution	
Detroit Marine - 67															Score Point Distribution	
ID	Name	Physical										Obstacle	Shooting by Pistol			
		FG	3P	FT	Rebounds	Assists	Stl	Blk	TO	AST	PTS			Obst	Shots	
10	40	Min	Max	Avg	Min	Max	Avg	Min	Max	Avg	Min	Max	Avg	Min	Max	Avg
10	40	10	10	10	10	10	10	10	10	10	10	10	10	10	10	10
11	41	10	10	10	10	10	10	10	10	10	10	10	10	10	10	10
12	42	10	10	10	10	10	10	10	10	10	10	10	10	10	10	10
13	43	10	10	10	10	10	10	10	10	10	10	10	10	10	10	10
14	44	10	10	10	10	10	10	10	10	10	10	10	10	10	10	10
15	45	10	10	10	10	10	10	10	10	10	10	10	10	10	10	10
16	46	10	10	10	10	10	10	10	10	10	10	10	10	10	10	10
17	47	10	10	10	10	10	10	10	10	10	10	10	10	10	10	10
18	48	10	10	10	10	10	10	10	10	10	10	10	10	10	10	10
19	49	10	10	10	10	10	10	10	10	10	10	10	10	10	10	10
20	50	10	10	10	10	10	10	10	10	10	10	10	10	10	10	10
21	51	10	10	10	10	10	10	10	10	10	10	10	10	10	10	10
22	52	10	10	10	10	10	10	10	10	10	10	10	10	10	10	10
23	53	10	10	10	10	10	10	10	10	10	10	10	10	10	10	10
24	54	10	10	10	10	10	10	10	10	10	10	10	10	10	10	10
25	55	10	10	10	10	10	10	10	10	10	10	10	10	10	10	10
26	56	10	10	10	10	10	10	10	10	10	10	10	10	10	10	10
27	57	10	10	10	10	10	10	10	10	10	10	10	10	10	10	10
28	58	10	10	10	10	10	10	10	10	10	10	10	10	10	10	10
29	59	10	10	10	10	10	10	10	10	10	10	10	10	10	10	10
30	60	10	10	10	10	10	10	10	10	10	10	10	10	10	10	10
31	61	10	10	10	10	10	10	10	10	10	10	10	10	10	10	10
32	62	10	10	10	10	10	10	10	10	10	10	10	10	10	10	10
33	63	10	10	10	10	10	10	10	10	10	10	10	10	10	10	10
34	64	10	10	10	10	10	10	10	10	10	10	10	10	10	10	10
35	65	10	10	10	10	10	10	10	10	10	10	10	10	10	10	10
36	66	10	10	10	10	10	10	10	10	10	10	10	10	10	10	10
37	67	10	10	10	10	10	10	10	10	10	10	10	10	10	10	10
38	68	10	10	10	10	10	10	10	10	10	10	10	10	10	10	10
39	69	10	10	10	10	10	10	10	10	10	10	10	10	10	10	10
40	70	10	10	10	10	10	10	10	10	10	10	10	10	10	10	10
41	71	10	10	10	10	10	10	10	10	10	10	10	10	10	10	10
42	72	10	10	10	10	10	10	10	10	10	10	10	10	10	10	10
43	73	10	10	10	10	10	10	10	10	10	10	10	10	10	10	10
44	74	10	10	10	10	10	10	10	10	10	10	10	10	10	10	10
45	75	10	10	10	10	10	10	10	10	10	10	10	10	10	10	10
46	76	10	10	10	10	10	10	10	10	10	10	10	10	10	10	10
47	77	10	10	10	10	10	10	10	10	10	10	10	10	10	10	10
48	78	10	10	10	10	10	10	10	10	10	10	10	10	10	10	10
49	79	10	10	10	10	10	10	10	10	10	10	10	10	10	10	10
50	80	10	10	10	10	10	10	10	10	10	10	10	10	10	10	10
51	81	10	10	10	10	10	10	10	10	10	10	10	10	10	10	10
52	82	10	10	10	10	10	10	10	10	10	10	10	10	10	10	10
53	83	10	10	10	10	10	10	10	10	10	10	10	10	10	10	10
54	84	10	10	10	10	10	10	10	10	10	10	10	10	10	10	10
55	85	10	10	10	10	10	10	10	10	10	10	10	10	10	10	10
56	86	10	10	10	10	10	10	10	10	10	10	10	10	10	10	10
57	87	10	10	10	10	10	10	10	10	10	10	10	10	10	10	10
58	88	10	10	10	10	10	10	10	10	10	10	10	10	10	10	10
59	89	10	10	10	10	10	10	10	10	10	10	10	10	10	10	10
60	90	10	10	10	10	10	10	10	10	10	10	10	10	10	10	10
61	91	10	10	10	10	10	10	10	10	10	10	10	10	10	10	10
62	92	10	10	10	10	10	10	10	10	10	10	10	10	10	10	10
63	93	10	10	10	10	10	10	10	10	10	10	10	10	10	10	10
64	94	10	10	10	10	10	10	10	10	10	10	10	10	10	10	10
65	95	10	10	10	10	10	10	10	10	10	10	10	10	10	10	10
66	96	10	10	10	10	10	10	10	10	10	10	10	10	10	10	10
67	97	10	10	10	10	10	10	10	10	10	10	10	10	10	10	10
68	98	10	10	10	10	10	10	10	10	10	10	10	10	10	10	10
69	99	10	10	10	10	10	10	10	10	10	10	10	10	10	10	10
70	100	10	10	10	10	10	10	10	10	10	10	10	10	10	10	10
71	101	10	10	10	10	10	10	10	10	10	10	10	10	10	10	10
72	102	10	10	10	10	10	10	10	10	10	10	10	10	10	10	10
73	103	10	10	10	10	10	10	10	10	10	10	10	10	10	10	10
74	104	10	10	10	10	10	10	10	10	10	10	10	10	10	10	10
75	105	10	10	10	10	10	10	10	10	10	10	10	10	10	10	10
76	106	10	10	10	10	10	10	10	10	10	10	10	10	10	10	10
77	107	10	10	10	10	10	10	10	10	10	10	10	10	10	10	10
78	108	10	10	10	10	10	10	10	10	10	10	10	10	10	10	10
79	109	10	10	10	10	10	10	10	10	10	10	10	10	10	10	10
80	110	10	10	10	10	10	10	10	10	10	10	10	10	10	10	10
81	111	10	10	10	10	10	10	10	10	10	10	10	10	10	10	10
82	112	10	10	10	10	10	10	10	10	10	10	10	10	10	10	10
83	113	10	10	10	10	10	10	10	10	10	10	10	10	10	10	10
84	114	10	10	10	10	10	10	10	10	10	10	10	10	10	10	10
85	115	10	10	10	10	10	10	10	10	10	10	10	10	10	10	10
86	116	10	10	10	10	10	10	10	10	10	10	10	10	10	10	10
87	117	10	10	10	10	10	10	10	10	10	10	10	10	10	10	10
88	118	10	10	10	10	10	10	10	10	10	10	10	10	10	10	10
89	119	10	10	10	10	10	10	10	10	10	10	10	10	10	10	10
90	120	10	10	10	10	10	10	10	10	10	10	10	10	10	10	10
91	121	10	10	10	10	10	10	10	10	10	10	10	10	10	10	10
92	122	10	10	10	10	10	10	10	10	10	10	10	10	10	10	10
93	123	10	10	10	10	10	10	10	10	10	10	10	10	10	10	10
94	124	10	10	10	10	10	10	10	10	10	10	10	10	10	10	10
95	125	10	10	10	10	10	10	10	10	10	10	10	10	10	10	10
96	126	10	10	10	10	10	10	10	10	10	10	10	10	10	10	10
97	127	10	10	10	10	10	10	10	10	10	10	10	10	10	10	10
98	128	10	10	10	10	10	10	10	10	10	10	10	10	10	10	10
99	129	10	10	10	10	10	10	10	10	10	10	10	10	10	10	10
100	130	10	10	10	10	10	10	10	10	10	10	10	10	10	10	10
101	131	10	10	10	10	10	10	10	10	10	10	10	10	10	10	10
102	132	10	10	10	10	10	10	10	10	10	10	10	10	10	10	10
103	133	10	10	10	10	10	10	10	10	10	10	10	10	10	10	10
104	134	10	10	10	10	10	10	10	10	10	10	10	10	10	10	10
105	135	10	10	10	10	10	10	10	10	10	10	10	10	10	10	10
106	136	10	10	10	10	10	10	10	10	10	10	10	10	10	10	10

[illegible]

	UDM		VMU		Points from Turnovers	UDM/VMU		Period by Period Scoring		
	1st	2nd	1st	2nd		1st	2nd	TOT		
Biggest Lead	12	(2 nd 2:55)	8	(1 st 6:33)						
Best Scoring Run	10	(2 nd 1:45)	7	(1 st 12:24)						
Lead Changes	7				Second Chance	4	18			
Times Tied					Fast Breaks	17	12			
Time with Lead	12:54		26:50		Bench	10	11			

NCAA		Weightlift at Detroit Mercy										Game Time: 10:00 PM	
		Wright HS at Detroit Mercy										Game Duration: 1:00	
		Wright HS at Detroit Mercy											
Weightlift HS - 93		Report: 2017 HS FT										Officials: John Fritz, Ed Phillips, Janelle Smith	
MO	NAME	Min	Max	3P	FT	Rebounds	Fouls	AST	TO	PTS	BLK	STL	Shooting P
						GS	GS	FT					%
1	Hayden Love	0:15.7	2.9	1.2	0.1	1	4	3	2	2	0	0	16.33
2	Hayden Hall	0:21.57	2.9	1.2	0.2	1	4	3	5	1	2	2	5.67
3	Hayden Hall	0:21.57	2.9	1.2	0.2	1	4	3	5	1	2	2	5.67
4	Tanner Holden	0:27.01	1.1	1.2	4.5	3	3	3	1	1	0	0	4.44
5	Tim Farris	0:27.01	1.1	1.2	4.5	3	3	3	1	1	0	0	4.44
6	Tanner Holden	0:27.01	1.1	1.2	4.5	3	3	3	1	1	0	0	4.44
7	Tanner Holden	0:27.01	1.1	1.2	4.5	3	3	3	1	1	0	0	4.44
8	Tanner Holden	0:27.01	1.1	1.2	4.5	3	3	3	1	1	0	0	4.44
9	Tanner Holden	0:27.01	1.1	1.2	4.5	3	3	3	1	1	0	0	4.44
10	Tanner Holden	0:27.01	1.1	1.2	4.5	3	3	3	1	1	0	0	4.44
11	Tanner Holden	0:27.01	1.1	1.2	4.5	3	3	3	1	1	0	0	4.44
12	Tanner Holden	0:27.01	1.1	1.2	4.5	3	3	3	1	1	0	0	4.44
13	Tanner Holden	0:27.01	1.1	1.2	4.5	3	3	3	1	1	0	0	4.44
14	Tanner Holden	0:27.01	1.1	1.2	4.5	3	3	3	1	1	0	0	4.44
15	Tanner Holden	0:27.01	1.1	1.2	4.5	3	3	3	1	1	0	0	4.44
16	Tanner Holden	0:27.01	1.1	1.2	4.5	3	3	3	1	1	0	0	4.44
17	Tanner Holden	0:27.01	1.1	1.2	4.5	3	3	3	1	1	0	0	4.44
18	Tanner Holden	0:27.01	1.1	1.2	4.5	3	3	3	1	1	0	0	4.44
19	Tanner Holden	0:27.01	1.1	1.2	4.5	3	3	3	1	1	0	0	4.44
20	Tanner Holden	0:27.01	1.1	1.2	4.5	3	3	3	1	1	0	0	4.44
21	Tanner Holden	0:27.01	1.1	1.2	4.5	3	3	3	1	1	0	0	4.44
22	Tanner Holden	0:27.01	1.1	1.2	4.5	3	3	3	1	1	0	0	4.44
23	Tanner Holden	0:27.01	1.1	1.2	4.5	3	3	3	1	1	0	0	4.44
24	Tanner Holden	0:27.01	1.1	1.2	4.5	3	3	3	1	1	0	0	4.44
25	Tanner Holden	0:27.01	1.1	1.2	4.5	3	3	3	1	1	0	0	4.44
26	Tanner Holden	0:27.01	1.1	1.2	4.5	3	3	3	1	1	0	0	4.44
27	Tanner Holden	0:27.01	1.1	1.2	4.5	3	3	3	1	1	0	0	4.44
28	Tanner Holden	0:27.01	1.1	1.2	4.5	3	3	3	1	1	0	0	4.44
29	Tanner Holden	0:27.01	1.1	1.2	4.5	3	3	3	1	1	0	0	4.44
30	Tanner Holden	0:27.01	1.1	1.2	4.5	3	3	3	1	1	0	0	4.44
31	Tanner Holden	0:27.01	1.1	1.2	4.5	3	3	3	1	1	0	0	4.44
32	Tanner Holden	0:27.01	1.1	1.2	4.5	3	3	3	1	1	0	0	4.44
33	Tanner Holden	0:27.01	1.1	1.2	4.5	3	3	3	1	1	0	0	4.44
34	Tanner Holden	0:27.01	1.1	1.2	4.5	3	3	3	1	1	0	0	4.44
35	Tanner Holden	0:27.01	1.1	1.2	4.5	3	3	3	1	1	0	0	4.44
36	Tanner Holden	0:27.01	1.1	1.2	4.5	3	3	3	1	1	0	0	4.44
37	Tanner Holden	0:27.01	1.1	1.2	4.5	3	3	3	1	1	0	0	4.44
38	Tanner Holden	0:27.01	1.1	1.2	4.5	3	3	3	1	1	0	0	4.44
39	Tanner Holden	0:27.01	1.1	1.2	4.5	3	3	3	1	1	0	0	4.44
40	Tanner Holden	0:27.01	1.1	1.2	4.5	3	3	3	1	1	0	0	4.44
41	Tanner Holden	0:27.01	1.1	1.2	4.5	3	3	3	1	1	0	0	4.44
42	Tanner Holden	0:27.01	1.1	1.2	4.5	3	3	3	1	1	0	0	4.44
43	Tanner Holden	0:27.01	1.1	1.2	4.5	3	3	3	1	1	0	0	4.44
44	Tanner Holden	0:27.01	1.1	1.2	4.5	3	3	3	1	1	0	0	4.44
45	Tanner Holden	0:27.01	1.1	1.2	4.5	3	3	3	1	1	0	0	4.44
46	Tanner Holden	0:27.01	1.1	1.2	4.5	3	3	3	1	1	0	0	4.44
47	Tanner Holden	0:27.01	1.1	1.2	4.5	3	3	3	1	1	0	0	4.44
48	Tanner Holden	0:27.01	1.1	1.2	4.5	3	3	3	1	1	0	0	4.44
49	Tanner Holden	0:27.01	1.1	1.2	4.5	3	3	3	1	1	0	0	4.44
50	Tanner Holden	0:27.01	1.1	1.2	4.5	3	3	3	1	1	0	0	4.44
51	Tanner Holden	0:27.01	1.1	1.2	4.5	3	3	3	1	1	0	0	4.44
52	Tanner Holden	0:27.01	1.1	1.2	4.5	3	3	3	1	1	0	0	4.44
53	Tanner Holden	0:27.01	1.1	1.2	4.5	3	3	3	1	1	0	0	4.44
54	Tanner Holden	0:27.01	1.1	1.2	4.5	3	3	3	1	1	0	0	4.44
55	Tanner Holden	0:27.01	1.1	1.2	4.5	3	3	3	1	1	0	0	4.44
56	Tanner Holden	0:27.01	1.1	1.2	4.5	3	3	3	1	1	0	0	4.44
57	Tanner Holden	0:27.01	1.1	1.2	4.5	3	3	3	1	1	0	0	4.44
58	Tanner Holden	0:27.01	1.1	1.2	4.5	3	3	3	1	1	0	0	4.44
59	Tanner Holden	0:27.01	1.1	1.2	4.5	3	3	3	1	1	0	0	4.44
60	Tanner Holden	0:27.01	1.1	1.2	4.5	3	3	3	1	1	0	0	4.44
61	Tanner Holden	0:27.01	1.1	1.2	4.5	3	3	3	1	1	0	0	4.44
62	Tanner Holden	0:27.01	1.1	1.2	4.5	3	3	3	1	1	0	0	4.44
63	Tanner Holden	0:27.01	1.1	1.2	4.5	3	3	3	1	1	0	0	4.44
64	Tanner Holden	0:27.01	1.1	1.2	4.5	3	3	3	1	1	0	0	4.44
65	Tanner Holden	0:27.01	1.1	1.2	4.5	3	3	3	1	1	0	0	4.44
66	Tanner Holden	0:27.01	1.1	1.2	4.5	3	3	3	1	1	0	0	4.44
67	Tanner Holden	0:27.01	1.1	1.2	4.5	3	3	3	1	1	0	0	4.44
68	Tanner Holden	0:27.01	1.1	1.2	4.5	3	3	3	1	1	0	0	4.44
69	Tanner Holden	0:27.01	1.1	1.2	4.5	3	3	3	1	1	0	0	4.44
70	Tanner Holden	0:27.01	1.1	1.2	4.5	3	3	3	1	1	0	0	4.44
71	Tanner Holden	0:27.01	1.1	1.2	4.5	3	3	3	1	1	0	0	4.44
72	Tanner Holden	0:27.01	1.1	1.2	4.5	3	3	3	1	1	0	0	4.44
73	Tanner Holden	0:27.01	1.1	1.2	4.5	3	3	3	1	1	0	0	4.44
74	Tanner Holden	0:27.01	1.1	1.2	4.5	3	3	3	1	1	0	0	4.44
75	Tanner Holden	0:27.01	1.1	1.2	4.5	3	3	3	1	1	0	0	4.44
76	Tanner Holden	0:27.01	1.1	1.2	4.5	3	3	3	1	1	0	0	4.44
77	Tanner Holden	0:27.01	1.1	1.2	4.5	3	3	3	1	1	0	0	4.44
78	Tanner Holden	0:27.01	1.1	1.2	4.5	3	3	3	1	1	0	0	4.44
79	Tanner Holden	0:27.01	1.1	1.2	4.5	3	3	3	1	1	0	0	4.44
80	Tanner Holden	0:27.01	1.1	1.2	4.5	3	3	3	1	1	0	0	4.44
81	Tanner Holden	0:27.01	1.1	1.2	4.5	3	3	3	1	1	0	0	4.44
82	Tanner Holden	0:27.01	1.1	1.2	4.5	3	3	3	1	1	0	0	4.44
83	Tanner Holden	0:27.01	1.1	1.2	4.5	3	3	3	1	1	0	0	4.44
84	Tanner Holden	0:27.01	1.1	1.2	4.5	3	3	3	1	1	0	0	4.44
85	Tanner Holden	0:27.01	1.1	1.2	4.5	3	3	3	1	1	0	0	4.44
86	Tanner Holden	0:27.01	1.1	1.2	4.5	3	3	3	1	1	0	0	4.44
87	Tanner Holden	0:27.01	1.1	1.2	4.5	3	3	3	1	1	0	0	4.44
88	Tanner Holden	0:27.01	1.1	1.2	4.5	3	3	3	1	1	0	0	4.44
89	Tanner Holden	0:27.01	1.1	1.2	4.5	3	3	3	1	1	0	0	4.44
90	Tanner Holden	0:27.01	1.1	1.2	4.5	3	3	3	1	1	0	0	4.44
91	Tanner Holden	0:27.01	1.1	1.2	4.5	3	3	3	1	1	0	0	4.44
92	Tanner Holden	0:27.01	1.1	1.2	4.5	3	3	3	1	1	0	0	4.44
93	Tanner Holden	0:27.01	1.1	1.2	4.5	3	3	3	1	1	0	0	4.44
94	Tanner Holden	0:27.01	1.1	1.2	4.5	3	3	3	1	1	0	0	4.44
95	Tanner Holden	0:27.01	1.1	1.2	4.5	3	3	3	1	1	0	0	4.44
96	Tanner Holden	0:27.01	1.1	1.2	4.5	3	3	3	1	1	0	0	4.44
97	Tanner Holden	0:27.01	1.1	1.2	4.5	3	3	3	1	1	0	0	4.44
98	Tanner Holden	0:27.01	1.1	1.2	4.5	3	3	3	1	1	0	0	4.44
99	Tanner Holden	0:27.01	1.1	1.2	4.5	3	3	3	1	1	0	0	4.44
100	Tanner Holden	0:27.01	1.1	1.2	4.5	3	3	3	1	1	0	0	4.44
101	Tanner Holden	0:27.01	1.1	1.2	4.5	3	3	3	1	1	0	0	4.44
102	Tanner Holden	0:27.01	1.1	1.2	4.5	3	3	3	1	1	0	0	4.44
103	Tanner Holden	0:27.01	1.1	1.2	4.5	3	3	3	1	1	0	0	4.44
104	Tanner Holden	0:27.01	1.1	1.2	4.5	3	3	3	1	1	0	0	4.44
105	Tanner Holden	0:27.01	1.1	1.2	4.5	3	3	3	1	1	0	0	4.44
106	Tanner Holden	0:27.01	1.1	1.2	4.5	3	3	3	1	1	0	0	4.44
107	Tanner Holden	0:27.01	1.1	1.2	4.5	3	3	3	1	1	0	0	4.44
108	Tanner Holden	0:27.01	1.1	1.2	4.5	3	3	3	1	1	0	0	4.44
109	Tanner Holden	0:27.01	1.1	1.2	4.5	3	3	3	1	1	0	0	4.44
110	Tanner Holden	0:27.01	1.1	1.2	4.5	3	3	3	1	1	0	0	4.44
111	Tanner Holden	0:27.01	1.1	1.2	4.5	3	3	3	1	1	0	0	4.44
112	Tanner Holden	0:27.01	1.1	1.2	4.5	3	3	3	1	1			

[illegible]


12 Brad Calipari	32:59	0-0	0-0	0-0	0-0	0-0	0-0	0-0	0-0	0-0	0-0	-1
20 Jamal Pink	31:59	0-1	0-0	0-0	0-0	0-0	0-0	0-0	0-0	0-0	0-1	-1
Fouls		2	2	4	2	2	4	2	2	4	2	
Totals	64:48	0-28	0-16	0-23	0-23	0-12	0-12	0-70	17	10	5	6

Technical Fouls Team = 1*31

	WSU	DTHM
Largest lead	28 (QTR 7-10)	7 (P# 6.43)
Best Scoring Run	16 (QTR 7-10)	8 (P# 6.43)
Timeouts	4	

Points from WSU DTHM	
Turnovers	14 / 5
Paint	46 / 34
Three's	8 / 11

Period by Period Scoring			
	1st	2nd	TOT
WSU	44	40	93

	Official NBA Season Box Score Wright State @ Detroit Mercy 2/22/2013 (Sat) 7:00 PM 2012-13 Men's Basketball																																																																																																																																																																																																																													
---	--	--	--	--	--	--	--	--	--	--	--	--	--	--	--	--	--	--	--	--	--	--	--	--	--	--	--	--	--	--	--	--	--	--	--	--	--	--	--	--	--	--	--	--	--	--	--	--	--	--	--	--	--	--	--	--	--	--	--	--	--	--	--	--	--	--	--	--	--	--	--	--	--	--	--	--	--	--	--	--	--	--	--	--	--	--	--	--	--	--	--	--	--	--	--	--	--	--	--	--	--	--	--	--	--	--	--	--	--	--	--	--	--	--	--	--	--	--	--	--	--	--	--	--	--	--	--	--	--	--	--	--	--	--	--	--	--	--	--	--	--	--	--	--	--	--	--	--	--	--	--	--	--	--	--	--	--	--	--	--	--	--	--	--	--	--	--	--	--	--	--	--	--	--	--	--	--	--	--	--	--	--	--	--	--	--	--	--	--	--	--	--	--	--	--	--	--	--	--	--	--	--	--	--	--	--	--	--	--	--	--	--	--	--	--	--	--	--	--	--	--	--

[illegible]

Totals	25-68	7-24	15-18	12-9	31-1	25-18	72-14	13-3	9-6	6-13
Technical Fouls: 2nd 21, 19Coach 2nd 20										
	WSU	UDM		Points from	WSU	UDM	Period by Period Scoring			
Biggest lead	13 (2nd 9:28)	1 (2nd 9:30)	Turnovers	18	14		1st	2nd	TOT	
Best Scoring Run	13 (2nd 17:58)	9 (1st 8:44)	Paint	50	28		WSU	35	50	85
Lead Changes	2		Second Chance	6	11		UDM	32	40	72
Times Tied	2		Fast Breaks	11	9					
Timeouts	5-11	0-0-0								

[illegible][illegible][illegible][illegible][illegible][illegible]

NCAAF		Green Bay at Detroit Mercy										Game Time: 1:00 PM	
		2020-21 Green Bay Football											
Green Bay - 61		Record: 3-3 (0-1)										Detroit Mercy - 20	
NO.	NAME	FG		3PT		REB		AST		Fouls		PTS	
		Min	Max	Att	Mak	Off	Def	Stl	Blk	TO	Stl	Off	Def
1	Terrence Thompson	21:47	1	0	0	0	2	4	2	1	2	1	0
1	Amari Davis	02:59	1	1	2	0	0	2	2	4	4	3	0
2	Jo'Phaun	06:00	0	0	0	0	0	0	0	0	0	0	0
3	Lucas Steuber	02:52	0	0	0	3	3	0	1	3	2	1	0
4	Shane Williams	03:15	0	0	0	0	0	0	0	0	0	0	0
5	Corey Williams	03:15	0	0	0	0	0	0	0	0	0	0	0
6	Cem Kocakman	14:44	2	4	12	0	1	2	3	1	5	0	0
7	Shane Williams	03:15	0	0	0	0	0	0	0	0	0	0	0
8	Pasir Taylor	07:13	0	0	0	0	0	0	0	0	0	0	0
		Totals										Shooting By Period	
												FG%	3PT%
												FG%: 11.0%	44.0%
												3PT%: 0.0%	0.0%
												FT%: 0.0%	0.0%
												FT%: 0.0%	0.0%
												FT%: 0.0%	0.0%
												FT%: 0.0%	0.0%
												FT%: 0.0%	0.0%
												FT%: 0.0%	0.0%
												FT%: 0.0%	0.0%
												FT%: 0.0%	0.0%
												FT%: 0.0%	0.0%
												FT%: 0.0%	0.0%
												FT%: 0.0%	0.0%
												FT%: 0.0%	0.0%
												FT%: 0.0%	0.0%
												FT%: 0.0%	0.0%
												FT%: 0.0%	0.0%
												FT%: 0.0%	0.0%
												FT%: 0.0%	0.0%
												FT%: 0.0%	0.0%
												FT%: 0.0%	0.0%
												FT%: 0.0%	0.0%
												FT%: 0.0%	0.0%
												FT%: 0.0%	0.0%
												FT%: 0.0%	0.0%
												FT%: 0.0%	0.0%
												FT%: 0.0%	0.0%
												FT%: 0.0%	0.0%
												FT%: 0.0%	0.0%
												FT%: 0.0%	0.0%
												FT%: 0.0%	0.0%
												FT%: 0.0%	0.0%
												FT%: 0.0%	0.0%
												FT%: 0.0%	0.0%
												FT%: 0.0%	0.0%
												FT%: 0.0%	0.0%
												FT%: 0.0%	0.0%
												FT%: 0.0%	0.0%
												FT%: 0.0%	0.0%
												FT%: 0.0%	0.0%
												FT%: 0.0%	0.0%
												FT%: 0.0%	0.0%
												FT%: 0.0%	0.0%
												FT%: 0.0%	0.0%
												FT%: 0.0%	0.0%
												FT%: 0.0%	0.0%
												FT%: 0.0%	0.0%
												FT%: 0.0%	0.0%
												FT%: 0.0%	0.0%
												FT%: 0.0%	0.0%
												FT%: 0.0%	0.0%
												FT%: 0.0%	0.0%
												FT%: 0.0%	0.0%
												FT%: 0.0%	0.0%
												FT%: 0.0%	0.0%
												FT%: 0.0%	0.0%
												FT%: 0.0%	0.0%
												FT%: 0.0%	0.0%
												FT%: 0.0%	0.0%
												FT%: 0.0%	0.0%
												FT%: 0.0%	0.0%
												FT%: 0.0%	0.0%
												FT%: 0.0%	0.0%
												FT%: 0.0%	0.0%
												FT%: 0.0%	0.0%
												FT%: 0.0%	0.0%
												FT%: 0.0%	0.0%
												FT%: 0.0%	0.0%
												FT%: 0.0%	0.0%
												FT%: 0.0%	0.0%
												FT%: 0.0%	0.0%
												FT%: 0.0%	0.0%
												FT%: 0.0%	0.0%
												FT%: 0.0%	0.0%
												FT%: 0.0%	0.0%
												FT%: 0.0%	0.0%
												FT%: 0.0%	0.0%
												FT%: 0.0%	0.0%
												FT%: 0.0%	0.0%
												FT%: 0.0%	0.0%
												FT%: 0.0%	0.0%
												FT%: 0.0%	0.0%
												FT%: 0.0%	0.0%
												FT%: 0.0%	0.0%
												FT%: 0.0%	0.0%
												FT%: 0.0%	0.0%
												FT%: 0.0%	0.0%
												FT%: 0.0%	0.0%
												FT%: 0.0%	0.0%
												FT%: 0.0%	0.0%
												FT%: 0.0%	0.0%
												FT%: 0.0%	0.0%
												FT%: 0.0%	0.0%
												FT%: 0.0%	0.0%
												FT%: 0.0%	0.0%
												FT%: 0.0%	0.0%
												FT%: 0.0%	0.0%
												FT%: 0.0%	0.0%
												FT%: 0.0%	0.0%
												FT%: 0.0%	0.0%
												FT%: 0.0%	0.0%
												FT%: 0.0%	0.0%
												FT%: 0.0%	0.0%
												FT%: 0.0%	0.0%
												FT%: 0.0%	0.0%
												FT%: 0.0%	0.0%
												FT%: 0.0%	0.0%
												FT%: 0.0%	0.0%
												FT%: 0.0%	0.0%
												FT%: 0.0%	0.0%
												FT%: 0.0%	0.0%
												FT%: 0.0%	0.0%
												FT%: 0.0%	0.0%
												FT%: 0.0%	0.0%
												FT%: 0.0%	0.0%
												FT%: 0.0%	0.0%</

[illegible][illegible][illegible]

Totals		Revised 3-27-04										Technical Fouls: NONE									
David Macey - 68																					
NO. Name	Min	pts	1Q	2Q	3Q	4Q	Rebounds	Fouls	3's	AS	TO	FT	Blocks	Shooting By Points	PP%	FT%					
1 Nash Waterman	P	26:20	14	12	0	0	2	4	2	4	2	4	2	4	2	4					
10 Ray Hill	G	11:00	0	0	1	1	0	0	2	2	0	0	0	0	0	0					
11 Johnnie Koka	G	11:00	0	0	0	0	0	0	0	0	0	0	0	0	0	0					
0 Andre Davis	G	38:00	10	12	14	9	11	4	2	6	3	2	5	3	2	5					
25 Manuel Foster	G	36:38	0	0	0	0	0	2	2	0	0	0	0	0	0	0					
11 Johnnie Johnson	G	36:38	0	0	0	0	0	2	2	0	0	0	0	0	0	0					
13 Mark Johnson	J	11:00	0	0	0	0	0	0	0	0	0	0	0	0	0	0					
41 Willie Lewis	J	00:00	1	1	1	1	1	1	1	1	1	1	1	1	1	1					
Totals		25		40		10		22		12		11		23		6					


GBAY		DETMER	Points from		GBAY	DETMER	Period by Period Scoring		
Biggest lead	14 (1 st 5.12)	7 (2 nd 9.44)	Turnovers	21	13		1 st	2 nd	TOT
Best Scoring Run	8 (1 st 11.06)	11 (2 nd 9.44)	Paint	24	20	GBAY	33	32	65
Lead Changes	13		Second Chances	14	5			38	68
Times Tied	5		Fast Breaks	10	10	DETMER	30	32	62
Time with Lead	27.23	09.52	Bench	32	3				

NCAA		Official Baseball Box Score - Final										Game Time: 7:00 P	
Detroit Mercy at Oakland		Oakland Athletics vs Detroit Mercy										2010 1st Year Baseball	
Detroit Mercy		Pitcher 34.00										Oakland	
No. Name		Min.	Max.	IP	DP	BB	SO	HR	ER	FOUL	OUT	AB	PA
1	Chris Mathison	5:00	5:00	1.0	0	0	0	0	0	0	1	2	0
10	Rich Kied	4:00	5:12	5:11	0	0	2	4	0	1	4	2	0
11	Chris Mathison	4:00	5:12	5:11	0	0	2	4	0	1	4	2	0
12	A. Antonio Davis	4:00	5:01	1:01	0	1	1	2	3	3	3	6	0
25	Manuel Frasier	4:00	5:07	1:07	0	0	2	5	0	1	4	2	0
26	Chris Mathison	4:00	5:07	1:07	0	0	2	5	0	1	4	2	0
27	Manuel Frasier	4:00	5:07	1:07	0	0	2	5	0	1	4	2	0
30	Manuel Frasier	4:00	5:07	1:07	0	0	2	5	0	1	4	2	0
31	Manuel Frasier	4:00	5:07	1:07	0	0	2	5	0	1	4	2	0
32	Manuel Frasier	4:00	5:07	1:07	0	0	2	5	0	1	4	2	0
33	Manuel Frasier	4:00	5:07	1:07	0	0	2	5	0	1	4	2	0
34	Manuel Frasier	4:00	5:07	1:07	0	0	2	5	0	1	4	2	0
35	Manuel Frasier	4:00	5:07	1:07	0	0	2	5	0	1	4	2	0
36	Manuel Frasier	4:00	5:07	1:07	0	0	2	5	0	1	4	2	0
37	Manuel Frasier	4:00	5:07	1:07	0	0	2	5	0	1	4	2	0
38	Manuel Frasier	4:00	5:07	1:07	0	0	2	5	0	1	4	2	0
39	Manuel Frasier	4:00	5:07	1:07	0	0	2	5	0	1	4	2	0
40	Manuel Frasier	4:00	5:07	1:07	0	0	2	5	0	1	4	2	0
41	Manuel Frasier	4:00	5:07	1:07	0	0	2	5	0	1	4	2	0
42	Manuel Frasier	4:00	5:07	1:07	0	0	2	5	0	1	4	2	0
43	Manuel Frasier	4:00	5:07	1:07	0	0	2	5	0	1	4	2	0
44	Manuel Frasier	4:00	5:07	1:07	0	0	2	5	0	1	4	2	0
45	Manuel Frasier	4:00	5:07	1:07	0	0	2	5	0	1	4	2	0
46	Manuel Frasier	4:00	5:07	1:07	0	0	2	5	0	1	4	2	0
47	Manuel Frasier	4:00	5:07	1:07	0	0	2	5	0	1	4	2	0
48	Manuel Frasier	4:00	5:07	1:07	0	0	2	5	0	1	4	2	0
49	Manuel Frasier	4:00	5:07	1:07	0	0	2	5	0	1	4	2	0
50	Manuel Frasier	4:00	5:07	1:07	0	0	2	5	0	1	4	2	0
51	Manuel Frasier	4:00	5:07	1:07	0	0	2	5	0	1	4	2	0
52	Manuel Frasier	4:00	5:07	1:07	0	0	2	5	0	1	4	2	0
53	Manuel Frasier	4:00	5:07	1:07	0	0	2	5	0	1	4	2	0
54	Manuel Frasier	4:00	5:07	1:07	0	0	2	5	0	1	4	2	0
55	Manuel Frasier	4:00	5:07	1:07	0	0	2	5	0	1	4	2	0
56	Manuel Frasier	4:00	5:07	1:07	0	0	2	5	0	1	4	2	0

[illegible][illegible][illegible][illegible]

Biggest lead	Points from 5'00" to 5'00"		Period by Period Scoring		
	1st	2nd	1st	2nd	TOT
Best Scoring Run	11 (2nd 3rd 4th)	12 (1st 3rd 4th)			
Lead Changes	5				
Times Tied	5				
Time with Lead	34:39	02:51			

2020-21 BOX SCORES



Official Basketball Box Score - Final

Game Time: 1:00:00

Game Duration: 1:47

Detroit Mercy at Youngstown St.

Detroit Mercy Central - Youngstown

2020-21 Men's Basketball

Official: Jon Campbell, Matt Morise, Drew Wagoner

Detroit Mercy - 78

Record: 5-8 (4-5)

NO.	Name	Min	FG	3P	FT	Rebounds	Fouls	PF	AS	TO	ST	Blocks	pts
11	Noah Waterman	25:22	4-5	2-3	0-0	2	4	1	0	10	0	0	1
10	Blai Kuel	33:42	4-8	1-3	0-0	2	3	2	9	2	4	1	0
0	Antoine Davis	0:00	0-0	0-0	0-0	0	0	0	0	0	0	0	0
14	Dwayne Rose Jr.	03:18	0-0	0-0	0-0	0	0	0	0	0	0	0	0
25	Marquell Fraser	07:04	1-3	0-0	2-2	3	4	1	2	3	0	2	1
13	Matt Johnson	21:48	5-9	2-4	2-2	0	1	1	3	2	14	0	1
41	Willy Isani	09:14	1-2	0-0	0-0	0	1	1	0	2	0	0	0
33	Blayk Koka	03:14	0-0	0-0	0-0	0	0	0	0	0	0	0	0
21	Chris Brandon	10:16	1-1	0-0	0-0	2	5	2	2	0	0	0	0
Team		52:50	10-24	4-5	2	2	4	0	0	0	0	0	0
Totals		52:50	10-24	4-5	2	2	4	0	0	0	0	0	0

Technical Fouls:Kuel 2nd 16:47

Shooting By Period

NO.	Name	Min	FG	3P	FT	Rebounds	Fouls	PF	AS	TO	ST	Blocks	pts
31	Michael Aluche	32:58	5-12	3-8	5-7	6	5	11	1	18	3	1	5
33	Nate Robinson	36:01	3-5	0-1	0-0	3	4	1	1	1	6	6	0
15	Mykes Hunter	02:22	4-11	1-6	0-0	0	1	1	0	2	9	1	0
32	Shemar Rathan-Mayes	03:17	1-4	0-0	1-1	0	0	0	0	0	0	0	0
11	Daniel Ogogo	19:24	0-0	0-0	3-6	0	0	0	0	3	3	1	0
32	Garrett Covington	08:08	0-14	0-6	1-2	2	3	0	0	24	1	1	0
14	Alex Vargo	02:48	0-0	0-0	0-0	0	0	0	0	0	0	0	0
22	Geoff Hamgenier	01:40	0-1	0-1	0-0	0	0	0	0	0	0	0	0
Team		25:59	13-33	10-16	14	16	30	12	11	75	20	9	1
Totals		25:59	13-33	10-16	14	16	30	12	11	75	20	9	1

Technical Fouls:None

Shooting By Period

NO.	Name	Min	FG	3P	FT	Rebounds	Fouls	PF	AS	TO	ST	Blocks	pts
31	Michael Aluche	22:38	3-5	2-4	2-2	3	3	6	1	10	1	0	0
33	Nate Robinson	36:05	8-14	0-0	4-4	3	8	11	0	6	20	6	3
15	Mykes Hunter	02:21	4-10	0-4	0-2	0	1	1	0	10	0	0	0
32	Shemar Rathan-Mayes	01:46	2-8	2-6	0-0	0	2	2	1	6	3	0	0
32	Garrett Covington	03:59	4-8	1-3	3-3	2	3	5	3	12	2	1	0
14	Alex Vargo	04:41	1-6	0-4	1-2	0	0	2	0	0	0	0	0
25	Neil Dunn	21:07	2-7	1-5	0-0	2	2	4	0	5	2	0	0
11	Daniel Ogogo	20:03	1-5	0-2	0-0	0	1	1	4	1	2	3	4
Team		25:47	7-30	10-15	13	28	37	19	14	72	17	8	4
Totals		25:47	7-30	10-15	13	28	37	19	14	72	17	8	4

Technical Fouls:None

Shooting By Period

NO.	Name	Min	FG	3P	FT	Rebounds	Fouls	PF	AS	TO	ST	Blocks	pts
31	Michael Aluche	22:38	3-5	2-4	2-2	3	3	6	1	10	1	0	0
33	Nate Robinson	36:05	8-14	0-0	4-4	3	8	11	0	6	20	6	3
15	Mykes Hunter	02:21	4-10	0-4	0-2	0	1	1	0	10	0	0	0
32	Shemar Rathan-Mayes	01:46	2-8	2-6	0-0	0	2	2	1	6	3	0	0
32	Garrett Covington	03:59	4-8	1-3	3-3	2	3	5	3	12	2	1	0
14	Alex Vargo	04:41	1-6	0-4	1-2	0	0	2	0	0	0	0	0
25	Neil Dunn	21:07	2-7	1-5	0-0	2	2	4	0	5	2	0	0
11	Daniel Ogogo	20:03	1-5	0-2	0-0	0	1	1	4	1	2	3	4
Team		25:47	7-30	10-15	13	28	37	19	14	72	17	8	4
Totals		25:47	7-30	10-15	13	28	37	19	14	72	17	8	4

Technical Fouls:None

Shooting By Period

NO.	Name	Min	FG	3P	FT	Rebounds	Fouls	PF	AS	TO	ST	Blocks	pts
31	Michael Aluche	22:38	3-5	2-4	2-2	3	3	6	1	10	1	0	0
33	Nate Robinson	36:05	8-14	0-0	4-4	3	8	11	0	6	20	6	3
15	Mykes Hunter	02:21	4-10	0-4	0-2	0	1	1	0	10	0	0	0
32	Shemar Rathan-Mayes	01:46	2-8	2-6	0-0	0	2	2	1	6	3	0	0
32	Garrett Covington	03:59	4-8	1-3	3-3	2	3	5	3	12	2	1	0
14	Alex Vargo	04:41	1-6	0-4	1-2	0	0	2	0	0	0	0	0
25	Neil Dunn	21:07	2-7	1-5	0-0	2	2	4	0	5	2	0	0
11	Daniel Ogogo	20:03	1-5	0-2	0-0	0	1	1	4	1	2	3	4
Team		25:47	7-30	10-15	13	28	37	19	14	72	17	8	4
Totals		25:47	7-30	10-15	13	28	37	19	14	72	17	8	4

Technical Fouls:None

Shooting By Period

NO.	Name	Min	FG	3P	FT	Rebounds	Fouls	PF	AS	TO	ST	Blocks	pts
31	Michael Aluche	22:38	3-5	2-4	2-2	3	3	6	1	10	1	0	0
33	Nate Robinson	36:05	8-14	0-0	4-4	3	8	11	0	6	20	6	3
15	Mykes Hunter	02:21	4-10	0-4	0-2	0	1	1	0	10	0	0	0
32	Shemar Rathan-Mayes	01:46	2-8	2-6	0-0	0	2	2	1	6	3	0	0
32	Garrett Covington	03:59	4-8	1-3	3-3	2	3	5	3	12	2	1	0
14	Alex Vargo	04:41	1-6	0-4	1-2	0	0	2	0	0	0	0	0
25	Neil Dunn	21:07	2-7	1-5	0-0	2	2	4	0	5	2	0	0
11	Daniel Ogogo	20:03	1-5	0-2	0-0	0	1	1	4	1	2	3	4
Team		25:47	7-30	10-15	13	28	37	19	14	72	17	8	4
Totals		25:47	7-30	10-15	13	28	37	19	14	72	17	8	4

Technical Fouls:None

Shooting By Period

NO.	Name	Min	FG	3P	FT	Rebounds	Fouls	PF	AS	TO	ST	Blocks	pts
31	Michael Aluche	22:38	3-5	2-4	2-2	3	3	6	1	10	1	0	0
33	Nate Robinson	36:05	8-14	0-0	4-4	3	8	11	0	6	20	6	3
15	Mykes Hunter	02:21	4-10	0-4	0-2	0	1	1	0	10	0	0	0
32	Shemar Rathan-Mayes	01:46	2-8	2-6	0-0	0	2	2	1	6	3	0	0
32	Garrett Covington	03:59	4-8	1-3	3-3	2	3	5	3	12	2	1	0
14	Alex Vargo	04:41	1-6	0-4	1-2	0	0	2	0	0	0	0	0
25	Neil Dunn	21:07	2-7	1-5	0-0	2	2	4	0	5	2	0	0
11	Daniel Ogogo	20:03	1-5	0-2	0-0	0	1	1	4	1	2	3	4
Team		25:47	7-30	10-15	13	28	37	19	14	72	17	8	4
Totals		25:47	7-30	10-15	13	28	37	19	14	72	17	8	4

Technical Fouls:None

Shooting By Period

NO.	Name	Min	FG	3P	FT	Rebounds	Fouls	PF	AS	TO	ST	Blocks	pts
31	Michael Aluche	22:38	3-5	2-4	2-2	3	3	6	1	10	1	0	0
33	Nate Robinson	36:05	8-14	0-0	4-4	3	8	11	0	6	20	6	3
15	Mykes Hunter	02:21	4-10	0-4	0-2	0	1	1	0	10	0	0	0
32	Shemar Rathan-Mayes	01:46	2-8	2-6	0-0	0	2	2	1	6	3	0	0
32	Garrett Covington	03:59	4-8	1-3	3-3	2	3	5	3	12	2	1	0
14	Alex Vargo	04:41	1-6	0-4	1-2	0	0	2	0	0	0	0	0
25	Neil Dunn	21:07	2-7	1-5	0-0	2	2	4	0	5	2	0	0
11	Daniel Ogogo	20:03	1-5	0-2	0-0	0	1	1	4	1	2	3	4
Team		25:47	7-30	10-15	13	28	37	19	14	72	17	8	4
Totals		25:47	7-30	10-15	13	28	37	19	14	72	17	8	4

Technical Fouls:None

Shooting By Period

NO.	Name	Min	FG	3P	FT	Rebounds	Fouls	PF	AS	TO	ST	Blocks	pts
31	Michael Aluche	22:38	3-5	2-4	2-2	3	3	6	1	10	1	0	0
33	Nate Robinson	36:05	8-14	0-0	4-4	3	8	11	0	6	20	6	3
15	Mykes Hunter	02:21	4-10	0-4	0-2	0	1	1	0	10	0	0	0
32	Shemar Rathan-Mayes	01:46	2-8	2-6	0-0	0	2	2	1	6	3	0	0
32	Garrett Covington	03:59	4-8	1-3	3-3	2	3	5	3	12	2	1	0
14	Alex Vargo	04:41	1-6	0-4	1-2	0	0	2	0	0	0	0	0
25	Neil Dunn	21:07	2-7	1-5	0-0	2	2	4	0	5	2	0	0
11	Daniel Ogogo	20:03	1-5	0-2	0-0	0	1	1	4	1	2	3	4
Team		25:47	7-30	10-15	13	28	37	19	14	72	17	8	4
Totals		25:47	7-30	10-15	13	28	37	19	14	72	17	8	4

Technical Fouls:None

Shooting By Period

NO.	Name	Min	FG	3P	FT	Rebounds	Fouls	PF	AS	TO	ST	Blocks	pts
31	Michael Aluche	22:38	3-5	2-4	2-2	3	3	6	1	10	1	0	0
33	Nate Robinson	36:05	8-14	0-0	4-4	3	8	11	0	6	20	6	3
15	Mykes Hunter	02:21	4-10	0-4	0-2	0	1	1	0	10	0	0	0
32	Shemar Rathan-Mayes	01:46	2-8	2-6	0-0	0	2	2	1	6	3	0	0
32	Garrett Covington	03:59	4-8	1-3	3-3	2	3	5	3	12	2	1	0
14	Alex Vargo	04:41	1-6	0-4	1-2	0	0	2	0	0	0	0	0
25	Neil Dunn	21:07	2-7	1-5	0-0	2	2	4	0	5	2	0	0
11	Daniel Ogogo	20:03	1-5	0-2	0-0	0	1	1	4	1	2	3	4
Team		25:47	7-30	10-15	13	28	37	19	14	72	17	8	4
Totals		25:47	7-30	10-15	13	28	37	19	14	72	17	8	4

Technical Fouls:None

Shooting By Period

NO.	Name	Min	FG	3P	FT	Rebounds	Fouls	PF	AS	TO	ST	Blocks	pts
31	Michael Aluche	22:38	3-5	2-4	2-2	3	3	6	1	10	1	0	0
33	Nate Robinson	36:05	8-14	0-0	4-4	3	8	11	0	6	20	6	3
15	Mykes Hunter	02:21	4-10	0-4	0-2	0							



THE STAT CREW SYSTEM
 Detroit Mercy Combined Team Statistics (as of Feb 06, 2021)
 All games



RECORD:	OVERALL	HOME	AWAY	NEUTRAL
ALL GAMES	8-8	4-5	4-3	0-0
CONFERENCE	7-5	4-4	3-1	0-0
NON-CONFERENCE	1-3	0-1	1-2	0-0

#	Player	gp-gs	min	avg	Total		3-Point		F-Throw		Rebounds											
					fg-fga	fg%	3fg-fga	3fg%	ft-fa	ft%	off	def	tot	avg	pf	dq	a	to	blk	stl	pts	avg
00	DAVIS, Antoine	16-16	614	38.4	123-296	.416	55-151	.364	51-59	.864	4	39	43	2.7	27	0	69	54	0	21	352	22.0
10	KUOL, Bul	16-16	577	36.1	82-191	.429	40-97	.412	39-50	.780	16	55	71	4.4	41	2	31	32	7	20	243	15.2
13	JOHNSON, Matt	16-7	385	24.1	63-129	.488	30-65	.462	13-14	.929	12	56	68	4.3	32	0	23	21	6	14	169	10.6
01	WATERMAN, Noah	9-6	210	23.3	31-62	.500	17-36	.472	9-13	.692	12	24	36	4.0	21	1	10	10	4	5	88	9.8
25	FRASER, Marquell	16-14	459	28.7	51-103	.495	1-9	.111	32-38	.842	23	54	77	4.8	29	1	51	23	1	20	135	8.4
04	ROSE JR., Dwayne	14-5	319	22.8	40-76	.526	6-17	.353	19-25	.760	15	31	46	3.3	17	0	17	15	3	8	105	7.5
41	ISIANI, Willy	16-7	279	17.4	19-44	.432	9-31	.290	8-8	1.000	15	37	52	3.3	25	2	22	11	6	8	55	3.4
21	BRANDON, Chris	11-5	202	18.4	15-21	.714	0-0	.000	6-14	.429	20	35	55	5.0	25	2	7	5	4	7	36	3.3
33	KOKA, Buay	9-4	124	13.8	8-20	.400	0-1	.000	8-10	.800	6	16	22	2.4	11	0	2	5	8	6	24	2.7
20	PINK, Jamail	2-0	4	2.0	1-2	.500	0-0	.000	0-0	.000	0	0	0	0.0	0	0	0	0	0	0	2	1.0
30	LIEDEL, Joey	4-0	15	3.8	1-7	.143	1-7	.143	0-0	.000	0	1	1	0.3	2	0	0	2	0	1	3	0.8
12	CALIPARI, Brad	6-0	27	4.5	0-2	.000	0-1	.000	1-2	.500	0	3	3	0.5	0	0	0	0	0	0	1	0.2
55	BROWN, Cailleb	1-0	3	3.0	0-0	.000	0-0	.000	0-0	.000	0	0	0	0.0	0	0	1	0	0	1	0	0.0
02	LEGREAIR, Kyle	2-0	5	2.5	0-1	.000	0-0	.000	0-0	.000	0	2	2	1.0	1	0	0	1	0	0	0	0.0
15	THOMPSON, Taurean	2-0	2	1.0	0-0	.000	0-0	.000	0-0	.000	0	0	0	0.0	0	0	0	0	0	0	0	0.0
Team											25	25	50				9					
Total.....		0	3225		434-954	.455	159-415	.383	186-233	.798	148	378	526	0.0	231	8	233	188	39	111	1213	0.0
Opponents.....		0	3225		442-955	.463	157-413	.380	154-216	.713	158	397	555	0.0	252	2	278	211	48	87	1195	0.0

TEAM STATISTICS	DETMERCY	OPP	Date	Opponent	Score	Att.
SCORING						
	1213	1195	12/04/20	at Michigan St.	L 76-83	0
Points per game	75.8	74.7	12/06/20	at Notre Dame	L 70-78	84
Scoring margin	+1.1	-	12/09/20	KENT ST.	L 66-80	0
FIELD GOALS-ATT						
	434-954	442-955	12/12/20	at Western Mich.	W 67-57	0
Field goal pct	.455	.463	* 12/19/20	WRIGHT ST.	L 70-93	0
3 POINT FG-ATT	159-415	157-413	* 12/20/20	WRIGHT ST.	L 72-85	0
3-point FG pct	.383	.380	* 12/26/20	OAKLAND	Lot 75-77	0
3-pt FG made per game	9.9	9.8	* 12/27/20	OAKLAND	L 80-83	0
FREE THROWS-ATT						
	186-233	154-216	* 01/15/21	GREEN BAY	W 86-61	0
Free throw pct	.798	.713	* 01/16/21	GREEN BAY	W 68-65	0
F-Throws made per game	11.6	9.6	* 01/22/21	at Oakland	L 81-86	0
REBOUNDS						
	526	555	* 01/23/21	at Oakland	W 82-72	0
Rebounds per game	32.9	34.7	* 01/29/21	at Youngstown St.	W 78-75	0
Rebounding margin	-1.8	-	* 01/30/21	at Youngstown St.	W 77-72	0
ASSISTS						
	233	278	* 02/05/21	PURDUE FORT WAYNE	W 82-72	0
Assists per game	14.6	17.4	* 02/06/21	PURDUE FORT WAYNE	W 83-56	0
TURNOVERS						
	188	211	* = Conference game			
Turnovers per game	11.8	13.2				
Turnover margin	+1.4	-				
Assist/turnover ratio	1.2	1.3				
STEALS						
	111	87				
Steals per game	6.9	5.4				
BLOCKS						
	39	48				
Blocks per game	2.4	3.0				
ATTENDANCE						
	0	84				
Home games-Avg/Game	9-0	7-12				
Neutral site-Avg/Game	-	0-0				

Score by Periods	1st	2nd	OT	Totals
Detroit Mercy	562	642	9	1213
Opponents	583	601	11	1195



THE STAT CREW SYSTEM
 Detroit Mercy Combined Team Statistics (as of Feb 06, 2021)
 Conference games only



RECORD:	OVERALL	HOME	AWAY	NEUTRAL
ALL GAMES	7-5	4-4	3-1	0-0
CONFERENCE	7-5	4-4	3-1	0-0
NON-CONFERENCE	0-0	0-0	0-0	0-0

#	Player	gp-gs	min	avg	Total		3-Point		F-Throw		Rebounds				pf	dq	a	to	blk	stl	pts	avg
					fg-fga	fg%	3fg-fga	3fg%	ft-fa	ft%	off	def	tot	avg								
00	DAVIS, Antoine	12-12	456	38.0	95-212	.448	51-117	.436	38-45	.844	3	28	31	2.6	21	0	56	45	0	15	279	23.3
10	KUOL, Bul	12-12	454	37.8	66-141	.468	36-83	.434	29-39	.744	9	47	56	4.7	27	0	27	27	6	17	197	16.4
13	JOHNSON, Matt	12-3	264	22.0	46-85	.541	20-47	.426	6-7	.857	8	40	48	4.0	21	0	19	15	4	7	118	9.8
01	WATERMAN, Noah	9-6	210	23.3	31-62	.500	17-36	.472	9-13	.692	12	24	36	4.0	21	1	10	10	4	5	88	9.8
25	FRASER, Marquell	12-10	315	26.3	37-66	.561	1-2	.500	20-23	.870	16	37	53	4.4	17	0	44	15	1	15	95	7.9
04	ROSE JR., Dwayne	10-5	230	23.0	27-55	.491	3-12	.250	15-20	.750	9	19	28	2.8	11	0	11	10	2	5	72	7.2
21	BRANDON, Chris	11-5	202	18.4	15-21	.714	0-0	.000	6-14	.429	20	35	55	5.0	25	2	7	5	4	7	36	3.3
33	KOKA, Buay	9-4	124	13.8	8-20	.400	0-1	.000	8-10	.800	6	16	22	2.4	11	0	2	5	8	6	24	2.7
41	ISIANI, Willy	12-3	141	11.8	9-22	.409	3-14	.214	2-2	1.000	6	11	17	1.4	14	1	10	7	3	5	23	1.9
20	PINK, Jamail	2-0	4	2.0	1-2	.500	0-0	.000	0-0	.000	0	0	0	0.0	0	0	0	0	0	0	2	1.0
30	LIEDEL, Joey	3-0	14	4.7	0-6	.000	0-6	.000	0-0	.000	0	1	1	0.3	2	0	0	2	0	1	0	0.0
55	BROWN, Cailleb	1-0	3	3.0	0-0	.000	0-0	.000	0-0	.000	0	0	0	0.0	0	0	1	0	0	1	0	0.0
12	CALIPARI, Brad	2-0	3	1.5	0-0	.000	0-0	.000	0-0	.000	0	0	0	0.0	0	0	0	0	0	0	0	0.0
02	LEGREAIR, Kyle	2-0	5	2.5	0-1	.000	0-0	.000	0-0	.000	0	2	2	1.0	1	0	0	1	0	0	0	0.0
Team											18	22	40				7					
Total.....		12	2425		335-693	.483	131-318	.412	133-173	.769	107	282	389	32.4	171	4	187	149	32	84	934	77.8
Opponents.....		12	2425		331-706	.469	123-319	.386	112-162	.691	111	276	387	32.2	185	2	219	156	28	72	897	74.8

TEAM STATISTICS	DETMERCY	OPP
SCORING	934	897
Points per game	77.8	74.8
Scoring margin	+3.1	-
FIELD GOALS-ATT	335-693	331-706
Field goal pct	.483	.469
3 POINT FG-ATT	131-318	123-319
3-point FG pct	.412	.386
3-pt FG made per game	10.9	10.3
FREE THROWS-ATT	133-173	112-162
Free throw pct	.769	.691
F-Throws made per game	11.1	9.3
REBOUNDS	389	387
Rebounds per game	32.4	32.2
Rebounding margin	+0.2	-
ASSISTS	187	219
Assists per game	15.6	18.3
TURNOVERS	149	156
Turnovers per game	12.4	13.0
Turnover margin	+0.6	-
Assist/turnover ratio	1.3	1.4
STEALS	84	72
Steals per game	7.0	6.0
BLOCKS	32	28
Blocks per game	2.7	2.3
ATTENDANCE	0	0
Home games-Avg/Game	8-0	4-0
Neutral site-Avg/Game	-	0-0

Date	Opponent		Score	Att.
* 12/19/20	WRIGHT ST.	L	70-93	0
* 12/20/20	WRIGHT ST.	L	72-85	0
* 12/26/20	OAKLAND	Lot	75-77	0
* 12/27/20	OAKLAND	L	80-83	0
* 01/15/21	GREEN BAY	W	86-61	0
* 01/16/21	GREEN BAY	W	68-65	0
* 01/22/21	at Oakland	L	81-86	0
* 01/23/21	at Oakland	W	82-72	0
* 01/29/21	at Youngstown St.	W	78-75	0
* 01/30/21	at Youngstown St.	W	77-72	0
* 02/05/21	PURDUE FORT WAYNE	W	82-72	0
* 02/06/21	PURDUE FORT WAYNE	W	83-56	0

* = Conference game

Score by Periods	1st	2nd	OT	Totals
Detroit Mercy	439	486	9	934
Opponents	440	446	11	897

SUMMARY	Overall Statistics											Conference Statistics										
	gp-gs	min/g	fg%	3fg%	ft%	r/g	a/g	stl	blk	pts/g		gp-gs	min/g	fg%	3fg%	ft%	r/g	a/g	stl	blk	pts/g	
DAVIS, Antoine	16-16	38.4	.416	.364	.864	2.7	4.3	21	0	22.0		12-12	38.0	.448	.436	.844	2.6	4.7	15	0	23.3	
KUOL, Bul	16-16	36.1	.429	.412	.780	4.4	1.9	20	7	15.2		12-12	37.8	.468	.434	.744	4.7	2.3	17	6	16.4	
JOHNSON, Matt	16-7	24.1	.488	.462	.929	4.3	1.4	14	6	10.6		12-3	22.0	.541	.426	.857	4.0	1.6	7	4	9.8	
WATERMAN, Noah	9-6	23.3	.500	.472	.692	4.0	1.1	5	4	9.8		9-6	23.3	.500	.472	.692	4.0	1.1	5	4	9.8	
FRASER, Marquell	16-14	28.7	.495	.111	.842	4.8	3.2	20	1	8.4		12-10	26.3	.561	.500	.870	4.4	3.7	15	1	7.9	
ROSE JR., Dwayne	14-5	22.8	.526	.353	.760	3.3	1.2	8	3	7.5		10-5	23.0	.491	.250	.750	2.8	1.1	5	2	7.2	
ISIANI, Willy	16-7	17.4	.432	.290	1.000	3.3	1.4	8	6	3.4		12-3	11.8	.409	.214	1.000	1.4	0.8	5	3	1.9	
BRANDON, Chris	11-5	18.4	.714	.000	.429	5.0	0.6	7	4	3.3		11-5	18.4	.714	.000	.429	5.0	0.6	7	4	3.3	
KOKA, Buay	9-4	13.8	.400	.000	.800	2.4	0.2	6	8	2.7		9-4	13.8	.400	.000	.800	2.4	0.2	6	8	2.7	
PINK, Jamail	2-0	2.0	.500	.000	.000	0.0	0.0	0	0	1.0		2-0	2.0	.500	.000	.000	0.0	0.0	0	0	1.0	
LIEDEL, Joey	4-0	3.8	.143	.143	.000	0.3	0.0	1	0	0.8		3-0	4.7	.000	.000	.000	0.3	0.0	1	0	0.0	
CALIPARI, Brad	6-0	4.5	.000	.000	.500	0.5	0.0	0	0	0.2		2-0	1.5	.000	.000	.000	0.0	0.0	0	0	0.0	
LEGREAIR, Kyle	2-0	2.5	.000	.000	.000	1.0	0.0	0	0	0.0		2-0	2.5	.000	.000	.000	1.0	0.0	0	0	0.0	
THOMPSON, Taurean	2-0	1.0	.000	.000	.000	0.0	0.0	0	0	0.0												
BROWN, Caileb	1-0	3.0	.000	.000	.000	0.0	1.0	1	0	0.0		1-0	3.0	.000	.000	.000	0.0	1.0	1	0	0.0	
Totals	16		.455	.383	.798	32.9	14.6	111	39	75.8		12		.483	.412	.769	32.4	15.6	84	32	77.8	
Opponent	16		.463	.380	.713	34.7	17.4	87	48	74.7		12		.469	.386	.691	32.2	18.3	72	28	74.8	

SCORING	Overall Statistics									Conference Statistics								
	fg-fga	fg%	3fg-fga	3fg%	ft-fta	ft%	pts	pts/g		fg-fga	fg%	3fg-fga	3fg%	ft-fta	ft%	pts	pts/g	
DAVIS, Antoine	123-296	.416	55-151	.364	51-59	.864	352	22.0		95-212	.448	51-117	.436	38-45	.844	279	23.3	
KUOL, Bul	82-191	.429	40-97	.412	39-50	.780	243	15.2		66-141	.468	36-83	.434	29-39	.744	197	16.4	
JOHNSON, Matt	63-129	.488	30-65	.462	13-14	.929	169	10.6		46-85	.541	20-47	.426	6-7	.857	118	9.8	
WATERMAN, Noah	31-62	.500	17-36	.472	9-13	.692	88	9.8		31-62	.500	17-36	.472	9-13	.692	88	9.8	
FRASER, Marquell	51-103	.495	1-9	.111	32-38	.842	135	8.4		37-66	.561	1-2	.500	20-23	.870	95	7.9	
ROSE JR., Dwayne	40-76	.526	6-17	.353	19-25	.760	105	7.5		27-55	.491	3-12	.250	15-20	.750	72	7.2	
ISIANI, Willy	19-44	.432	9-31	.290	8-8	1.000	55	3.4		9-22	.409	3-14	.214	2-2	1.000	23	1.9	
BRANDON, Chris	15-21	.714	0-0	.000	6-14	.429	36	3.3		15-21	.714	0-0	.000	6-14	.429	36	3.3	
KOKA, Buay	8-20	.400	0-1	.000	8-10	.800	24	2.7		8-20	.400	0-1	.000	8-10	.800	24	2.7	
PINK, Jamail	1-2	.500	0-0	.000	0-0	.000	2	1.0		1-2	.500	0-0	.000	0-0	.000	2	1.0	
LIEDEL, Joey	1-7	.143	1-7	.143	0-0	.000	3	0.8		0-6	.000	0-6	.000	0-0	.000	0	0.0	
CALIPARI, Brad	0-2	.000	0-1	.000	1-2	.500	1	0.2		0-0	.000	0-0	.000	0-0	.000	0	0.0	
LEGREAIR, Kyle	0-1	.000	0-0	.000	0-0	.000	0	0.0		0-1	.000	0-0	.000	0-0	.000	0	0.0	
THOMPSON, Taurean	0-0	.000	0-0	.000	0-0	.000	0	0.0										
BROWN, Caileb	0-0	.000	0-0	.000	0-0	.000	0	0.0		0-0	.000	0-0	.000	0-0	.000	0	0.0	
Totals	434-954	.455	159-415	.383	186-233	.798	1213	75.8		335-693	.483	131-318	.412	133-173	.769	934	77.8	
Opponent	442-955	.463	157-413	.380	154-216	.713	1195	74.7		331-706	.469	123-319	.386	112-162	.691	897	74.8	

TOTALS	Overall Statistics										Conference Statistics									
	o-reb	d-reb	total	pf	fo	a	to	a/to	hi	pts	o-reb	d-reb	total	pf	fo	a	to	a/to	hi	pts
DAVIS, Antoine	4	39	43	27	0	69	54	1.3	30		3	28	31	21	0	56	45	1.2	30	
KUOL, Bul	16	55	71	41	2	31	32	1.0	29		9	47	56	27	0	27	27	1.0	29	
JOHNSON, Matt	12	56	68	32	0	23	21	1.1	24		8	40	48	21	0	19	15	1.3	24	
WATERMAN, Noah	12	24	36	21	1	10	10	1.0	19		12	24	36	21	1	10	10	1.0	19	
FRASER, Marquell	23	54	77	29	1	51	23	2.2	19		16	37	53	17	0	44	15	2.9	19	
ROSE JR., Dwayne	15	31	46	17	0	17	15	1.1	17		9	19	28	11	0	11	10	1.1	17	
ISIANI, Willy	15	37	52	25	2	22	11	2.0	15		6	11	17	14	1	10	7	1.4	6	
BRANDON, Chris	20	35	55	25	2	7	5	1.4	7		20	35	55	25	2	7	5	1.4	7	
KOKA, Buay	6	16	22	11	0	2	5	0.4	9		6	16	22	11	0	2	5	0.4	9	
PINK, Jamail	0	0	0	0	0	0	0	0.0	2		0	0	0	0	0	0	0	0.0	2	
LIEDEL, Joey	0	1	1	2	0	0	2	0.0	3		0	1	1	2	0	0	2	0.0	0	
CALIPARI, Brad	0	3	3	0	0	0	0	0.0	1		0	0	0	0	0	0	0	0.0	0	
LEGREAIR, Kyle	0	2	2	1	0	0	1	0.0	0		0	2	2	1	0	0	1	0.0	0	
THOMPSON, Taurean	0	0	0	0	0	0	0	0.0	0											
BROWN, Caileb	0	0	0	0	0	1	0	0.0	0		0	0	0	0	0	1	0	0.0	0	
Totals	148	378	526	231	8	233	188	1.2	86		107	282	389	171	4	187	149	1.3	86	
Opponent	158	397	555	252	2	278	211	1.3	93		111	276	387	185	2	219	156	1.4	93	



THE STAT CREW SYSTEM
 Detroit Mercy Combined Team Statistics (as of Feb 06, 2021)
 Last 2 Games



RECORD:	OVERALL	HOME	AWAY	NEUTRAL
ALL GAMES	2-0	2-0	0-0	0-0
CONFERENCE	2-0	2-0	0-0	0-0
NON-CONFERENCE	0-0	0-0	0-0	0-0

#	Player	gp-gs	min	avg	Total		3-Point		F-Throw		Rebounds						a	to	blk	stl	pts	avg
					fg-fga	fg%	3fg-fga	3fg%	ft-fa	ft%	off	def	tot	avg	pf	dq						
00	DAVIS, Antoine	2-2	74	37.0	16-34	.471	12-19	.632	12-12	1.000	2	3	5	2.5	2	0	7	8	0	3	56	28.0
10	KUOL, Bul	2-2	75	37.5	14-29	.483	6-16	.375	5-6	.833	0	5	5	2.5	2	0	2	3	0	4	39	19.5
13	JOHNSON, Matt	2-1	54	27.0	11-18	.611	8-13	.615	2-2	1.000	1	7	8	4.0	2	0	3	2	1	1	32	16.0
25	FRASER, Marquell	2-2	59	29.5	5-7	.714	0-0	.000	6-6	1.000	2	7	9	4.5	3	0	11	3	0	4	16	8.0
21	BRANDON, Chris	2-2	55	27.5	4-4	1.000	0-0	.000	5-9	.556	8	8	16	8.0	2	0	2	0	0	2	13	6.5
01	WATERMAN, Noah	2-0	33	16.5	3-8	.375	2-7	.286	1-2	.500	1	3	4	2.0	4	0	1	0	1	1	9	4.5
55	BROWN, Cailleb	1-0	3	3.0	0-0	.000	0-0	.000	0-0	.000	0	0	0	0.0	0	0	1	0	0	1	0	0.0
02	LEGREAIR, Kyle	1-0	3	3.0	0-1	.000	0-0	.000	0-0	.000	0	2	2	2.0	0	0	0	1	0	0	0	0.0
30	LIEDEL, Joey	1-0	6	6.0	0-3	.000	0-3	.000	0-0	.000	0	0	0	0.0	1	0	0	1	0	1	0	0.0
33	KOKA, Buay	1-0	12	12.0	0-0	.000	0-0	.000	0-0	.000	0	4	4	4.0	1	0	0	0	1	1	0	0.0
41	ISIANI, Willy	2-0	8	4.0	0-2	.000	0-2	.000	0-0	.000	0	0	0	0.0	0	0	1	0	0	1	0	0.0
04	ROSE JR., Dwayne	1-1	18	18.0	0-1	.000	0-0	.000	0-0	.000	0	0	0	0.0	0	0	2	1	0	0	0	0.0
Team											4	4	8					2				
Total.....		2	400		53-107	.495	28-60	.467	31-37	.838	18	43	61	30.5	17	0	30	21	3	19	165	82.5
Opponents.....		2	400		50-103	.485	21-54	.389	7-13	.538	12	40	52	26.0	34	0	32	32	6	11	128	64.0

TEAM STATISTICS	DETMEYRCY	OPP
SCORING	165	128
Points per game	82.5	64.0
Scoring margin	+18.5	-
FIELD GOALS-ATT	53-107	50-103
Field goal pct	.495	.485
3 POINT FG-ATT	28-60	21-54
3-point FG pct	.467	.389
3-pt FG made per game	14.0	10.5
FREE THROWS-ATT	31-37	7-13
Free throw pct	.838	.538
F-Throws made per game	15.5	3.5
REBOUNDS	61	52
Rebounds per game	30.5	26.0
Rebounding margin	+4.5	-
ASSISTS	30	32
Assists per game	15.0	16.0
TURNOVERS	21	32
Turnovers per game	10.5	16.0
Turnover margin	+5.5	-
Assist/turnover ratio	1.4	1.0
STEALS	19	11
Steals per game	9.5	5.5
BLOCKS	3	6
Blocks per game	1.5	3.0
ATTENDANCE	0	0
Home games-Avg/Game	2-0	0-0
Neutral site-Avg/Game	-	0-0

Date	Opponent		Score	Att.
* 02/05/21	PURDUE FORT WAYNE	w	82-72	0
* 02/06/21	PURDUE FORT WAYNE	w	83-56	0

* = Conference game

Score by Periods	1st	2nd	Totals
Detroit Mercy	79	86	165
Opponents	67	61	128



THE STAT CREW SYSTEM
 Detroit Mercy Combined Team Statistics (as of Feb 06, 2021)
 Last 5 Games



RECORD:	OVERALL	HOME	AWAY	NEUTRAL
ALL GAMES	5-0	2-0	3-0	0-0
CONFERENCE	5-0	2-0	3-0	0-0
NON-CONFERENCE	0-0	0-0	0-0	0-0

#	Player	gp-gs	min	avg	Total	3-Point	F-Throw	Rebounds		pf	dq	a	to	blk	stl	pts	avg
					fg-fga	fg%	3fg-fga	3fg%	ft-fa	ft%	off	def	tot	avg			
00	DAVIS, Antoine	5-5	190	38.0	43-91	.473	26-52	.500	20-22	.909	2	13	15	3.0	5	0	26
10	KUOL, Bul	5-5	187	37.4	25-61	.410	11-32	.344	5-6	.833	3	21	24	4.8	9	0	11
13	JOHNSON, Matt	5-1	124	24.8	23-40	.575	12-24	.500	4-4	1.000	2	14	16	3.2	10	0	8
04	ROSE JR., Dwayne	4-4	118	29.5	17-28	.607	1-4	.250	10-12	.833	2	7	9	2.3	5	0	3
01	WATERMAN, Noah	4-2	90	22.5	14-24	.583	8-18	.444	1-3	.333	3	13	16	4.0	9	0	2
25	FRASER, Marquell	5-4	132	26.4	13-18	.722	0-0	.000	11-11	1.000	6	15	21	4.2	8	0	22
21	BRANDON, Chris	5-4	95	19.0	5-5	1.000	0-0	.000	5-11	.455	12	15	27	5.4	10	1	4
41	ISIANI, Willy	5-0	37	7.4	4-7	.571	0-2	.000	0-0	.000	2	3	5	1.0	3	0	1
02	LEGREAIR, Kyle	1-0	3	3.0	0-1	.000	0-0	.000	0-0	.000	0	2	2	2.0	0	0	0
30	LIEDEL, Joey	1-0	6	6.0	0-3	.000	0-3	.000	0-0	.000	0	0	0	0.0	1	0	0
55	BROWN, Caleb	1-0	3	3.0	0-0	.000	0-0	.000	0-0	.000	0	0	0	0.0	0	0	1
33	KOKA, Buay	2-0	15	7.5	0-0	.000	0-0	.000	0-0	.000	0	4	4	2.0	1	0	0
Team											6	8	14				3
Total.....		5	1000		144-278	.518	58-135	.430	56-69	.812	38	115	153	30.6	61	1	78
Opponents.....		5	1000		128-286	.448	51-142	.359	40-54	.741	44	103	147	29.4	75	0	88

TEAM STATISTICS	DETMERCY	OPP
SCORING	402	347
Points per game	80.4	69.4
Scoring margin	+11.0	-
FIELD GOALS-ATT	144-278	128-286
Field goal pct	.518	.448
3 POINT FG-ATT	58-135	51-142
3-point FG pct	.430	.359
3-pt FG made per game	11.6	10.2
FREE THROWS-ATT	56-69	40-54
Free throw pct	.812	.741
F-Throws made per game	11.2	8.0
REBOUNDS	153	147
Rebounds per game	30.6	29.4
Rebounding margin	+1.2	-
ASSISTS	78	88
Assists per game	15.6	17.6
TURNOVERS	51	62
Turnovers per game	10.2	12.4
Turnover margin	+2.2	-
Assist/turnover ratio	1.5	1.4
STEALS	36	27
Steals per game	7.2	5.4
BLOCKS	9	8
Blocks per game	1.8	1.6
ATTENDANCE	0	0
Home games-Avg/Game	2-0	3-0
Neutral site-Avg/Game	-	0-0

Date	Opponent		Score	Att.
* 01/23/21	at Oakland	w	82-72	0
* 01/29/21	at Youngstown St.	w	78-75	0
* 01/30/21	at Youngstown St.	w	77-72	0
* 02/05/21	PURDUE FORT WAYNE	w	82-72	0
* 02/06/21	PURDUE FORT WAYNE	w	83-56	0

* = Conference game

Score by Periods	1st	2nd	Totals
Detroit Mercy	198	204	402
Opponents	176	171	347



THE STAT CREW SYSTEM
 Detroit Mercy Combined Team Statistics (as of Feb 06, 2021)
 Last 8 Games



RECORD:	OVERALL	HOME	AWAY	NEUTRAL
ALL GAMES	7-1	4-0	3-1	0-0
CONFERENCE	7-1	4-0	3-1	0-0
NON-CONFERENCE	0-0	0-0	0-0	0-0

#	Player	gp-gs	min	avg	Total	3-Point	F-Throw	Rebounds		pf	dq	a	to	blk	stl	pts	avg
					fg-fga	fg%	3fg-fga	3fg%	ft-fa	ft%	off	def	tot	avg			
00	DAVIS, Antoine	8-8	305	38.1	73-147	.497	44-86	.512	28-33	.848	3	20	23	2.9	11	0	43
10	KUOL, Bul	8-8	302	37.8	42-92	.457	22-52	.423	16-22	.727	7	31	38	4.8	17	0	16
04	ROSE JR., Dwayne	6-4	153	25.5	23-38	.605	2-7	.286	12-14	.857	7	7	14	2.3	7	0	5
13	JOHNSON, Matt	8-1	169	21.1	27-50	.540	14-30	.467	5-6	.833	4	23	27	3.4	12	0	11
01	WATERMAN, Noah	7-4	159	22.7	21-42	.500	13-28	.464	6-8	.750	8	22	30	4.3	17	1	6
25	FRASER, Marquell	8-7	207	25.9	21-36	.583	0-0	.000	14-14	1.000	11	28	39	4.9	10	0	30
21	BRANDON, Chris	7-5	143	20.4	8-8	1.000	0-0	.000	5-12	.417	14	26	40	5.7	14	1	5
20	PINK, Jamail	1-0	2	2.0	1-1	1.000	0-0	.000	0-0	.000	0	0	0	0.0	0	0	0
41	ISIANI, Willy	8-1	94	11.8	7-15	.467	2-9	.222	0-0	.000	2	7	9	1.1	9	0	6
33	KOKA, Buay	5-2	50	10.0	2-6	.333	0-0	.000	4-4	1.000	2	6	8	1.6	2	0	1
30	LIEDEL, Joey	2-0	8	4.0	0-3	.000	0-3	.000	0-0	.000	0	1	1	0.5	1	0	0
55	BROWN, Cailleb	1-0	3	3.0	0-0	.000	0-0	.000	0-0	.000	0	0	0	0.0	0	0	1
12	CALIPARI, Brad	1-0	0	0.0	0-0	.000	0-0	.000	0-0	.000	0	0	0	0.0	0	0	0
02	LEGREAIR, Kyle	2-0	5	2.5	0-1	.000	0-0	.000	0-0	.000	0	2	2	1.0	1	0	0
Team											8	16	24			5	
Total.....		8	1600		225-439	.513	97-215	.451	90-113	.796	66	189	255	31.9	101	2	124
Opponents.....		8	1600		205-459	.447	89-229	.389	60-87	.690	72	161	233	29.1	124	2	149

TEAM STATISTICS	DETMERCY	OPP
SCORING	637	559
Points per game	79.6	69.9
Scoring margin	+9.8	-
FIELD GOALS-ATT	225-439	205-459
Field goal pct	.513	.447
3 POINT FG-ATT	97-215	89-229
3-point FG pct	.451	.389
3-pt FG made per game	12.1	11.1
FREE THROWS-ATT	90-113	60-87
Free throw pct	.796	.690
F-Throws made per game	11.3	7.5
REBOUNDS	255	233
Rebounds per game	31.9	29.1
Rebounding margin	+2.8	-
ASSISTS	124	149
Assists per game	15.5	18.6
TURNOVERS	93	101
Turnovers per game	11.6	12.6
Turnover margin	+1.0	-
Assist/turnover ratio	1.3	1.5
STEALS	56	45
Steals per game	7.0	5.6
BLOCKS	15	15
Blocks per game	1.9	1.9
ATTENDANCE	0	0
Home games-Avg/Game	4-0	4-0
Neutral site-Avg/Game	-	0-0

Date	Opponent		Score	Att.
* 01/15/21	GREEN BAY	w	86-61	0
* 01/16/21	GREEN BAY	w	68-65	0
* 01/22/21	at Oakland	L	81-86	0
* 01/23/21	at Oakland	w	82-72	0
* 01/29/21	at Youngstown St.	w	78-75	0
* 01/30/21	at Youngstown St.	w	77-72	0
* 02/05/21	PURDUE FORT WAYNE	w	82-72	0
* 02/06/21	PURDUE FORT WAYNE	w	83-56	0

* = Conference game

Score by Periods	1st	2nd	Totals
Detroit Mercy	295	342	637
Opponents	288	271	559



THE STAT CREW SYSTEM
 Detroit Mercy Combined Team Statistics (as of Feb 06, 2021)
 Last 10 Games



RECORD:	OVERALL	HOME	AWAY	NEUTRAL
ALL GAMES	7-3	4-2	3-1	0-0
CONFERENCE	7-3	4-2	3-1	0-0
NON-CONFERENCE	0-0	0-0	0-0	0-0

#	Player	gp-gs	min	avg	Total		3-Point		F-Throw		Rebounds								a	to	blk	stl	pts	avg
					fg-fga	fg%	3fg-fga	3fg%	ft-fa	ft%	off	def	tot	avg	pf	dq								
00	DAVIS, Antoine	10-10	386	38.6	86-177	.486	50-103	.485	32-37	.865	3	25	28	2.8	17	0	49	41	0	13	254	25.4		
10	KUOL, Bul	10-10	382	38.2	55-119	.462	29-70	.414	25-32	.781	9	40	49	4.9	21	0	22	24	1	13	164	16.4		
01	WATERMAN, Noah	9-6	210	23.3	31-62	.500	17-36	.472	9-13	.692	12	24	36	4.0	21	1	10	10	4	5	88	9.8		
13	JOHNSON, Matt	10-2	207	20.7	34-62	.548	15-35	.429	5-6	.833	5	29	34	3.4	17	0	16	11	3	7	88	8.8		
04	ROSE JR., Dwayne	8-4	196	24.5	25-45	.556	3-9	.333	14-19	.737	8	16	24	3.0	10	0	9	7	2	5	67	8.4		
25	FRASER, Marquell	10-8	249	24.9	26-44	.591	0-0	.000	14-15	.933	12	30	42	4.2	12	0	36	11	1	12	66	6.6		
21	BRANDON, Chris	9-5	169	18.8	12-15	.800	0-0	.000	6-14	.429	17	30	47	5.2	18	1	5	3	2	5	30	3.3		
41	ISIANI, Willy	10-1	111	11.1	8-18	.444	2-10	.200	2-2	1.000	4	9	13	1.3	9	0	6	6	3	4	20	2.0		
20	PINK, Jamail	1-0	2	2.0	1-1	1.000	0-0	.000	0-0	.000	0	0	0	0.0	0	0	0	0	0	0	2	2.0		
33	KOKA, Buay	7-4	97	13.9	4-12	.333	0-0	.000	5-7	.714	5	14	19	2.7	8	0	2	3	5	4	13	1.9		
02	LEGREAIR, Kyle	2-0	5	2.5	0-1	.000	0-0	.000	0-0	.000	0	2	2	1.0	1	0	0	1	0	0	0	0.0		
55	BROWN, Cailleb	1-0	3	3.0	0-0	.000	0-0	.000	0-0	.000	0	0	0	0.0	0	0	1	0	0	1	0	0.0		
30	LIEDEL, Joey	2-0	8	4.0	0-3	.000	0-3	.000	0-0	.000	0	1	1	0.5	1	0	0	2	0	1	0	0.0		
12	CALIPARI, Brad	1-0	0	0.0	0-0	.000	0-0	.000	0-0	.000	0	0	0	0.0	0	0	0	0	0	0	0	0.0		
Team											11	20	31				7							
Total.....		10	2025		282-559	.504	116-266	.436	112-145	.772	86	240	326	32.6	135	2	156	126	21	70	792	79.2		
Opponents.....		10	2025		264-591	.447	109-289	.377	82-119	.689	99	211	310	31.0	155	2	183	130	20	61	719	71.9		

TEAM STATISTICS	DETMERCY	OPP
SCORING	792	719
Points per game	79.2	71.9
Scoring margin	+7.3	-
FIELD GOALS-ATT	282-559	264-591
Field goal pct	.504	.447
3 POINT FG-ATT	116-266	109-289
3-point FG pct	.436	.377
3-pt FG made per game	11.6	10.9
FREE THROWS-ATT	112-145	82-119
Free throw pct	.772	.689
F-Throws made per game	11.2	8.2
REBOUNDS	326	310
Rebounds per game	32.6	31.0
Rebounding margin	+1.6	-
ASSISTS	156	183
Assists per game	15.6	18.3
TURNOVERS	126	130
Turnovers per game	12.6	13.0
Turnover margin	+0.4	-
Assist/turnover ratio	1.2	1.4
STEALS	70	61
Steals per game	7.0	6.1
BLOCKS	21	20
Blocks per game	2.1	2.0
ATTENDANCE	0	0
Home games-Avg/Game	6-0	4-0
Neutral site-Avg/Game	-	0-0

Date	Opponent	Score	Att.
* 12/26/20	OAKLAND	Lot 75-77	0
* 12/27/20	OAKLAND	L 80-83	0
* 01/15/21	GREEN BAY	w 86-61	0
* 01/16/21	GREEN BAY	w 68-65	0
* 01/22/21	at Oakland	L 81-86	0
* 01/23/21	at Oakland	w 82-72	0
* 01/29/21	at Youngstown St.	w 78-75	0
* 01/30/21	at Youngstown St.	w 77-72	0
* 02/05/21	PURDUE FORT WAYNE	w 82-72	0
* 02/06/21	PURDUE FORT WAYNE	w 83-56	0

* = Conference game

Score by Periods	1st	2nd	OT	Totals
Detroit Mercy	372	411	9	792
Opponents	361	347	11	719

RECORD:	OVERALL	HOME	AWAY	NEUTRAL
ALL GAMES	8-0	4-0	4-0	0-0
CONFERENCE	7-0	4-0	3-0	0-0
NON-CONFERENCE	1-0	0-0	1-0	0-0

#	Player	gp-gs	min	avg	Total		3-Point		F-Throw		Rebounds				pf	dq	a	to	blk	stl	pts	avg
					fg-fga	fg%	3fg-fga	3fg%	ft-fa	ft%	off	def	tot	avg								
00	DAVIS, Antoine	8-8	305	38.1	69-144	.479	38-78	.487	26-32	.813	2	23	25	3.1	8	0	39	33	0	12	202	25.3
10	KUOL, Bul	8-8	301	37.6	40-89	.449	17-44	.386	22-28	.786	10	31	41	5.1	15	0	14	18	2	10	119	14.9
13	JOHNSON, Matt	8-2	185	23.1	30-56	.536	17-33	.515	7-8	.875	5	22	27	3.4	14	0	10	9	3	7	84	10.5
04	ROSE JR., Dwayne	6-4	146	24.3	21-34	.618	3-7	.429	10-12	.833	5	9	14	2.3	8	0	5	5	0	4	55	9.2
01	WATERMAN, Noah	6-3	143	23.8	20-36	.556	13-27	.481	2-4	.500	5	18	23	3.8	12	0	3	5	4	3	55	9.2
25	FRASER, Marquell	8-7	219	27.4	21-36	.583	0-2	.000	19-20	.950	9	26	35	4.4	10	0	30	6	1	10	61	7.6
21	BRANDON, Chris	6-5	120	20.0	8-8	1.000	0-0	.000	5-12	.417	13	22	35	5.8	10	1	4	1	1	2	21	3.5
41	ISIANI, Willy	8-1	119	14.9	9-19	.474	4-13	.308	0-0	.000	4	16	20	2.5	10	0	5	4	1	5	22	2.8
20	PINK, Jamail	1-0	2	2.0	1-1	1.000	0-0	.000	0-0	.000	0	0	0	0.0	0	0	0	0	0	0	2	2.0
33	KOKA, Buay	4-2	41	10.3	1-2	.500	0-0	.000	0-0	.000	1	6	7	1.8	1	0	1	1	2	1	2	0.5
30	LIEDEL, Joey	2-0	8	4.0	0-3	.000	0-3	.000	0-0	.000	0	1	1	0.5	1	0	0	2	0	1	0	0.0
02	LEGREAIR, Kyle	2-0	5	2.5	0-1	.000	0-0	.000	0-0	.000	0	2	2	1.0	1	0	0	1	0	0	0	0.0
12	CALIPARI, Brad	1-0	3	3.0	0-1	.000	0-0	.000	0-0	.000	0	0	0	0.0	0	0	0	0	0	0	0	0.0
55	BROWN, Caileb	1-0	3	3.0	0-0	.000	0-0	.000	0-0	.000	0	0	0	0.0	0	0	1	0	0	1	0	0.0
Team											8	13	21				7					
Total.....		8	1600		220-430	.512	92-207	.444	91-116	.784	62	189	251	31.4	90	1	112	92	14	56	623	77.9
Opponents.....		8	1600		200-469	.426	79-228	.346	51-73	.699	80	159	239	29.9	129	1	133	98	15	44	530	66.2

TEAM STATISTICS	DETMERCY	OPP
SCORING	623	530
Points per game	77.9	66.2
Scoring margin	+11.6	-
FIELD GOALS-ATT	220-430	200-469
Field goal pct	.512	.426
3 POINT FG-ATT	92-207	79-228
3-point FG pct	.444	.346
3-pt FG made per game	11.5	9.9
FREE THROWS-ATT	91-116	51-73
Free throw pct	.784	.699
F-Throws made per game	11.4	6.4
REBOUNDS	251	239
Rebounds per game	31.4	29.9
Rebounding margin	+1.5	-
ASSISTS	112	133
Assists per game	14.0	16.6
TURNOVERS	92	98
Turnovers per game	11.5	12.3
Turnover margin	+0.8	-
Assist/turnover ratio	1.2	1.4
STEALS	56	44
Steals per game	7.0	5.5
BLOCKS	14	15
Blocks per game	1.8	1.9
ATTENDANCE	0	0
Home games-Avg/Game	4-0	4-0
Neutral site-Avg/Game	-	0-0

Date	Opponent		Score	Att.
12/12/20	at Western Mich.	w	67-57	0
* 01/15/21	GREEN BAY	w	86-61	0
* 01/16/21	GREEN BAY	w	68-65	0
* 01/23/21	at Oakland	w	82-72	0
* 01/29/21	at Youngstown St.	w	78-75	0
* 01/30/21	at Youngstown St.	w	77-72	0
* 02/05/21	PURDUE FORT WAYNE	w	82-72	0
* 02/06/21	PURDUE FORT WAYNE	w	83-56	0

* = Conference game

Score by Periods	1st	2nd	Totals
Detroit Mercy	301	322	623
Opponents	273	257	530



THE STAT CREW SYSTEM

Detroit Mercy Combined Team Statistics (as of Jan 23, 2021)

Games lost



RECORD:	OVERALL	HOME	AWAY	NEUTRAL
ALL GAMES	0-8	0-5	0-3	0-0
CONFERENCE	0-5	0-4	0-1	0-0
NON-CONFERENCE	0-3	0-1	0-2	0-0

#	Player	gp-gs	min	avg	Total		3-Point		F-Throw		Rebounds				pf	dq	a	to	blk	stl	pts	avg
					fg-fga	fg%	3fg-fga	3fg%	ft-fa	ft%	off	def	tot	avg								
00	DAVIS, Antoine	8-8	309	38.6	54-152	.355	17-73	.233	25-27	.926	2	16	18	2.3	19	0	30	21	0	9	150	18.8
10	KUOL, Bul	8-8	276	34.5	42-102	.412	23-53	.434	17-22	.773	6	24	30	3.8	26	2	17	14	5	10	124	15.5
01	WATERMAN, Noah	3-3	67	22.3	11-26	.423	4-9	.444	7-9	.778	7	6	13	4.3	9	1	7	5	0	2	33	11.0
13	JOHNSON, Matt	8-5	200	25.0	33-73	.452	13-32	.406	6-6	1.000	7	34	41	5.1	18	0	13	12	3	7	85	10.6
25	FRASER, Marquell	8-7	240	30.0	30-67	.448	1-7	.143	13-18	.722	14	28	42	5.3	19	1	21	17	0	10	74	9.3
04	ROSE JR., Dwayne	8-1	173	21.6	19-42	.452	3-10	.300	9-13	.692	10	22	32	4.0	9	0	12	10	3	4	50	6.3
33	KOKA, Buay	5-2	83	16.6	7-18	.389	0-1	.000	8-10	.800	5	10	15	3.0	10	0	1	4	6	5	22	4.4
41	ISIANI, Willy	8-6	160	20.0	10-25	.400	5-18	.278	8-8	1.000	11	21	32	4.0	15	2	17	7	5	3	33	4.1
21	BRANDON, Chris	5-0	82	16.4	7-13	.538	0-0	.000	1-2	.500	7	13	20	4.0	15	1	3	4	3	5	15	3.0
30	LIEDEL, Joey	2-0	7	3.5	1-4	.250	1-4	.250	0-0	.000	0	0	0	0.0	1	0	0	0	0	0	3	1.5
12	CALIPARI, Brad	5-0	24	4.8	0-1	.000	0-1	.000	1-2	.500	0	3	3	0.6	0	0	0	0	0	0	1	0.2
15	THOMPSON, Taurean	2-0	2	1.0	0-0	.000	0-0	.000	0-0	.000	0	0	0	0.0	0	0	0	0	0	0	0	0.0
20	PINK, Jamail	1-0	2	2.0	0-1	.000	0-0	.000	0-0	.000	0	0	0	0.0	0	0	0	0	0	0	0	0.0
Team											17	12	29				2					
Total.....		8	1625		214-524	.408	67-208	.322	95-117	.812	86	189	275	34.4	141	7	121	96	25	55	590	73.8
Opponents.....		8	1625		242-486	.498	78-185	.422	103-143	.720	78	238	316	39.5	123	1	145	113	33	43	665	83.1

TEAM STATISTICS	DETMERCY	OPP
SCORING	590	665
Points per game	73.8	83.1
Scoring margin	-9.4	-
FIELD GOALS-ATT	214-524	242-486
Field goal pct	.408	.498
3 POINT FG-ATT	67-208	78-185
3-point FG pct	.322	.422
3-pt FG made per game	8.4	9.8
FREE THROWS-ATT	95-117	103-143
Free throw pct	.812	.720
F-Throws made per game	11.9	12.9
REBOUNDS	275	316
Rebounds per game	34.4	39.5
Rebounding margin	-5.1	-
ASSISTS	121	145
Assists per game	15.1	18.1
TURNOVERS	96	113
Turnovers per game	12.0	14.1
Turnover margin	+2.1	-
Assist/turnover ratio	1.3	1.3
STEALS	55	43
Steals per game	6.9	5.4
BLOCKS	25	33
Blocks per game	3.1	4.1
ATTENDANCE	0	84
Home games-Avg/Game	5-0	3-28
Neutral site-Avg/Game	-	0-0

Date	Opponent	Score	Att.
12/04/20	at Michigan St.	L 76-83	0
12/06/20	at Notre Dame	L 70-78	84
12/09/20	KENT ST.	L 66-80	0
* 12/19/20	WRIGHT ST.	L 70-93	0
* 12/20/20	WRIGHT ST.	L 72-85	0
* 12/26/20	OAKLAND	Lot 75-77	0
* 12/27/20	OAKLAND	L 80-83	0
* 01/22/21	at Oakland	L 81-86	0

* = Conference game

Score by Periods	1st	2nd	OT	Totals
Detroit Mercy	261	320	9	590
Opponents	310	344	11	665



THE STAT CREW SYSTEM
Detroit Mercy Team Game-by-Game Comparison (as of Feb 06, 2021)
All games



Opponent	1st	2nd	Score	Mar	Total FG	FG Pct	3-Pointers	3FG Pct	Free Throws	FT Pct	Rebounds	Assist	T/Over	Block	Steal	Fouls
Michigan St.	35/35	41/48	76-83	(7)	30-73/29-60	.411/.483	5-23/6-18	.217/.333	11-11/19-23	1000/.826	36/40 (4)	14/16	12/17	2/7	9/5	20/16
Notre Dame	31/37	39/41	70-78	(8)	27-71/30-65	.380/.462	8-28/11-23	.286/.478	8-10/7-9	.800/.778	39/42 (3)	13/19	7/8	2/5	5/3	14/12
KENT ST.	28/38	38/42	66-80	(14)	20-61/29-60	.328/.483	8-22/12-26	.364/.462	18-20/10-13	.900/.769	30/45 (15)	11/16	12/18	1/5	6/4	14/20
Western Mich.	29/33	38/24	67-57	+10	22-56/23-64	.393/.359	7-24/5-27	.292/.185	16-19/6-9	.842/.667	32/41 (9)	8/8	8/12	2/3	7/3	12/19
WRIGHT ST.	35/44	35/49	70-93	(23)	28-69/38-65	.406/.585	8-28/10-20	.286/.500	6-10/7-10	.600/.700	32/40 (8)	17/18	10/12	5/2	5/5	12/12
WRIGHT ST.	32/35	40/50	72-85	(13)	25-65/29-50	.385/.580	7-24/4-10	.292/.400	15-18/23-33	.833/.697	31/37 (6)	14/18	13/14	6/6	9/6	24/18
OAKLAND	35/29	31/37	75-77	(2)	25-61/29-73	.410/.397	10-27/6-29	.370/.207	15-19/13-22	.789/.591	39/48 (9)	14/17	19/15	4/1	6/9	20/16
OAKLAND	42/44	38/39	80-83	(3)	32-59/30-59	.542/.508	9-24/14-31	.375/.452	7-13/9-10	.538/.900	32/29 +3	18/17	14/14	2/4	8/7	14/15
GREEN BAY	44/31	42/30	86-61	+25	31-47/23-56	.660/.411	17-26/14-32	.654/.438	7-11/1-2	.636/.500	31/20 +11	15/17	20/16	2/2	11/9	8/14
GREEN BAY	30/33	38/32	68-65	+3	23-49/26-63	.469/.413	10-22/9-27	.455/.333	12-17/4-8	.706/.500	35/31 +4	11/20	13/8	1/2	2/5	9/21
Oakland	23/48	58/38	81-86	(5)	27-65/28-54	.415/.519	12-32/15-28	.375/.536	15-16/15-23	.938/.652	36/35 +1	20/24	9/15	3/3	7/4	23/14
Oakland	37/34	45/38	82-72	+10	30-57/27-57	.526/.474	13-31/10-25	.419/.400	9-11/8-10	.818/.800	31/28 +3	21/19	14/12	3/0	5/10	16/10
Youngstown St.	44/41	34/34	78-75	+3	32-58/26-59	.552/.441	10-24/13-33	.417/.394	4-5/10-16	.800/.625	28/30 (2)	16/20	8/9	1/1	8/3	12/12
Youngstown St.	38/34	39/38	77-72	+5	29-56/25-67	.518/.373	7-20/7-30	.350/.233	12-16/15-15	.750/1000	33/37 (4)	11/17	8/9	2/1	4/3	16/19
PURDUE FORT WAYNE	44/38	38/34	82-72	+10	28-51/28-53	.549/.528	16-29/12-30	.552/.400	10-14/4-9	.714/.444	24/29 (5)	15/17	9/14	1/3	7/7	6/15
PURDUE FORT WAYNE	35/29	48/27	83-56	+27	25-56/22-50	.446/.440	12-31/9-24	.387/.375	21-23/3-4	.913/.750	37/23 +14	15/15	12/18	2/3	12/4	11/19

Note: Game totals are displayed in the format TEAM/OPPONENT for each category