

3 HL CHAMPIONSHIPS



22 PLAYERS DRAFTED BY NBA/ABA

#DETROITSCOLLEGETEAM * #HLMBB

UNIVERSITY OF DETROIT MERCY MEN'S BASKETBALL

GAME #23: #METROSERIES BATTLE IN THE MOTOR CITY



Detroit Mercy TITANS

2019-20 Record: 6-16 (4-5 HL)
Last season: 11-20 (8-10 HL)
Coach: Mike Davis
at Detroit Mercy: 17-36 (2nd Year)
Career: 369-277
vs. Oakland: 0-4

GAME INFO

Tip:.....7:00 p.m.
Venue:.....Calihan Hall
Live Video:.....ESPN+/WADL
Talent:.....Jeremy Otto (pxp),
.....Earl Cureton (analyst)
Radio:.....910 AM Superstation
Talent:.....Dan Hasty
Live Tweets:.....@DetroitMBB
All-Time Series: Titans lead 13-12
Last Meeting:L, 78-69
.....Dec. 28, 2019 at Oakland



Oakland GOLDEN GRIZZLIES

2019-20 Record: 7-15 (2-7 HL)
Last season: 16-17 (11-7 HL)
Coach: Greg Kampe
at Oakland: 625-470 (36th Year)
Career: same
vs. Detroit Mercy: 12-8

2019-20 SCHEDULE/RESULTS

DAY OPPONENT TIME/RESULT

NOVEMBER

10	at RV/RV NC State	L, 65-84
17	at Clemson	L, 65-87
19	at Wyoming	L, 49-76
24	vs. UC Irvine #	W, 86-74
25	vs. Louisiana Lafayette #	L, 62-81
30	at Ohio	L, 81-91

DECEMBER

3	at Kent State	L, 57-92
7	EASTERN MICHIGAN	L, 51-55
10	at Notre Dame	L, 71-110
14	TOLEDO (DH)	L, 70-82
19	NORTHEASTERN	L, 61-74
21	SIUE (DH)	W, 81-55
28	at Oakland*	L, 69-78
30	at #1/1 Gonzaga	L, 72-93

JANUARY

3	NKU*	W, 66-58
5	WRIGHT STATE*	L, 69-70
9	at Cleveland State*	L, 59-64
11	at Youngstown State*	L, 67-69
16	at Milwaukee*	W, 90-84
18	at Green Bay*	L, 80-83
23	IUPUI*	W, 76-64
25	UIC*	W, 70-69
31	OAKLAND*	7:00 PM

FEBRUARY

6	at Wright State*	7:00 PM
8	at NKU*	7:00 PM
13	YOUNGSTOWN STATE*	7:00 PM
15	CLEVELAND STATE*	1:00 PM
21	GREEN BAY*	7:00 PM
23	MILWAUKEE*	1:00 PM
27	at UIC*	8:00 PM
29	at IUPUI*	Noon

MARCH

3	HL First Round	TBA
5	HL Quarterfinals	TBA
9	HL Semifinals @	TBA
10	Horizon League Champ. @ 7:00 PM	

All Times are EST

BOLD = HOME GAMES

* = Horizon League Contest

= MGM Main Event (Las Vegas)

@Men's & Women's HL Semifinals & Championship will be held at Indiana Farmers Coliseum in Indianapolis, Indiana

QUICK HITTERS

- This is the 41st year of the Horizon League (1979-80) and the 40th with Detroit Mercy as a member as the Titans are the eldest program in the league

- Detroit Mercy and Oakland branded the #MetroSeries in 2014 and the Golden Grizzlies have won the first five Metro Rivalry Cups, while leading this year, 11-1

- The Titans are 11 points away from possibly being 8-1 in the HL as they had a double-digit lead late in a one-point loss to Wright State and had the ball at the buzzer for a game-winning shot at Youngstown State, a game-tying shot at Green Bay and suffered just a five-point loss at Cleveland State.

- Sophomore Chris Brandon is averaging 10.0 ppg., and 11.9 rpg., in HL play, shooting 75.9 % (41-of-54) from the field with three double-doubles

- Sophomore Antoine Davis ranks fourth in the country and leads the Horizon League in scoring at 23.3 points per game and has netted 14 games with 20 or more points and four 30-point outings on the year

PROBABLE STARTING 5

#	Name	Pos.	Ht.	Wt.	Yr.	Hometown	PPG.	RPG.	APG.	FG%
0	Antoine Davis	G	6-1	170	So.	Birmingham, Ala.	23.3	3.4	4.4	35.3%
1	Marquis Moore	G	6-6	200	So.	Los Angeles, Calif.	7.9	4.6	1.0	39.4%
13	Alonde LeGrand	F	6-7	205	So.	Harlem, N.Y.	1.7	3.0	1.3	41.2%
14	Sam Hofman	F	6-5	260	Fr.	Brussels, Belgium	1.7	1.3	0.2	31.0%
21	Chris Brandon	F	6-7	215	So.	Houston, Tex.	6.8	7.6	0.7	71.4%

TITANS OFF THE BENCH

Name	Pos.	Ht.	Wt.	Yr.	Hometown	PPG.	RPG.	APG.	FG%
2 Justin Miller	F	6-6	268	Sr.	Beaver Dam, Ky.	10.0	5.6	1.5	34.5%
4 Dwayne Rose Jr.	G	6-4	195	Jr.	Crete, Ill.	4.8	1.6	0.5	35.8%
5 Jordan Gorman	G	5-10	165	Jr.	Fort Wayne, Ind.	2.0	0.4	0.3	26.9%
10 Boe Nguidjol	F	6-8	225	So.	Los Angeles, Calif.	3.6	4.1	0.5	50.0%
11 B.J. Maxwell	G	6-4	200	Gr.	Austin, Tex.	1.0	0.0	0.5	10.0%
12 Brad Calipari	G	6-0	179	Gr.	Franklin Lakes, N.J.	7.1	1.2	0.3	41.8%
15 Jamail Pink	G	6-1	160	Fr.	Houston, Tex.				
41 Willy Isiani	F	6-8	230	So.	Tbilisi, Georgia	5.5	3.0	0.6	34.2%

PLEASE CALL US

DETROIT MERCY - TITANS

The University of Detroit Mercy unveiled a new branding campaign with new university and athletic logos in September of 2016.

For writing references, upon the first reference in copy, use "University of Detroit Mercy." On the second reference, use "Detroit Mercy" or "Titans".

Thank you for your cooperation and your coverage of the Detroit Mercy Titans.

New Brand Identity for Detroit Mercy

University of Detroit Mercy has implemented a new brand identity with a new logo and brandline to help position itself for a robust future.

Please use the following new logo and brandline to represent the University:



On second reference, refer to the University as “**Detroit Mercy**” instead of using acronyms, which were often inaccurate.



Our athletics teams are now known as “**Detroit Mercy Titans.**”

SCHOOL INFORMATION

Location:Detroit, Mich.
 Founded:1877
 Enrollment:5,113
 President:Dr. Antoine M. Garibaldi
 Director of AthleticsRobert C. Vowels
 Conference:Horizon League
 Nickname:Titans
 Colors:Red, White, Blue
 Home Facility:Calihan Hall (8,295)

COACHING STAFF

Head Coach:Mike Davis
 Record at Detroit Mercy: .. 17-36 (2nd Season)
 Overall Record:369-277 (20th Season)
 Horizon League Record:11-15
 Assistant Coach:Mike Davis Jr.
 Assistant Coach:Tracy Dildy
 Assistant Coach:Keith Legree
 Director of Basketball Ops:Tim Waller
 Special Asst. To Head Coach:Angela James
 Video Coordinator:Will Finch
 Graduate Assistants: .. Anthony Maxwell,
Darrell Jackson Jr.

TEAM INFORMATION

2018-19 Overall Record:11-20
 2018-19 HL Record/Finish: 8-10/T6th
 Letterwinners Returning/Lost: 6/11
 Starters Returning/Lost: 2/3
 Newcomers: 7

TEAM HISTORY

First Year of Program: ...1905-1906 (114th Season)
 All-Time Record: 1426-1249 (.541)
 All-Time HL Record: 270-310
 HL Regular Season Champ:.. 2 (1998/Tie, 1999)
 All-Time HL Tournament Record: 34-35
 HL Tournament Champ: 3 (1994, 1999, 2012)
 NCAA Appearances: 6 (1962, 1977, 1979,
1998, 1999, 2012)
 Last NCAA: 2012 (lost to No. 2 Kansas, 65-50)
 All-Time NCAA Record: 3-6
 NIT Appearances: ... 7 (1960, 1961, 1965,
1978, 2001, 2002, 2013)
 Last NIT: 2013 (lost to Arizona State, 83-68)
 All-Time NIT Record: 5-8

SPORTS INFORMATION

Dir. of Athletic Communications: ...P.J. Gradowski
 Work Phone: (313) 993-1745
 Cell Phone: (313) 585-0982
 Email: gradowpj@udmercy.edu
 Press Row (313) 993-1750

Mailing Address:

Calihan Hall
 4001 W. McNichols Rd.
 Detroit, MI 48221

ALL-TIME SERIES

This is the 26th career meeting between the two schools, located roughly 26 miles apart.

Detroit Mercy leads the overall series, 13-12, but Oakland has won 11 of the last 13 since joining the Horizon League in 2013-14.

The Titans are 12-5 at home in the match-up, but have dropped three straight.

LAST TIME OUT

Sophomore Alonde LeGrand hit a masterful fadeaway jump shot with three-tenths of a second left to give Detroit Mercy a much-needed conference win against the visiting UIC Flames 70-69.

Down the stretch, sophomore Antoine Davis hit a three to make it a one-point game and after UIC missed a free throw, LeGrand was able to hit a game-winning shot.

Sophomore Marquis Moore led the way with 16 points, seven rebounds and two assists. Brandon finished with 15 points, eight boards and three blocks and Davis added 13 points with four helpers.

Detroit Mercy was able to start smooth, as they lead by as many as 16 points in the first half.

UIC would come all the way back and take an 11-point lead, 61-50, with seven minutes left, but the Titans did not give up.

Senior Justin Miller scored nine of his 11 points down the stretch and Davis sank a three-pointer with 13.4 seconds in regulation to cut the Titans deficit down to one point, 69-68.

UIC would then miss the front end of a free throw and the ball found its way to Davis, who dribbled through some defenders and found LeGrand for the game-winner.

INSIDE THE NUMBERS**INSIDE THE NUMBERS**

Detroit Mercy...Category..... Oakland
 69.0..... Points Per Game 64.6
 76.9..... Points Allowed Per Game... 68.8
 - 7.8..... Scoring Difference - 4.1
 .384..... FG Percentage 417
 .450..... Opp. FG Percentage..... 417
 8.8..... 3-Point Field Goals Per Game.. 5.9
 .321..... 3-Point FG Percentage 293
 .361..... Opp. 3-Point FG Percentage . 327
 .796..... Free Throw Percentage..... 680
 36.2..... Rebounding 36.0
 - 1.3..... Rebounding Margin + 0.0
 10.8..... Assists Per Game 13.5
 13.7..... Turnovers Per Game..... 14.2
 5.9..... Steals Per Game 6.2
 3.3..... Blocks Per Game..... 2.9

ALL-TIME SERIES**Detroit Mercy Leads, 13-12****Detroit Mercy is....****12-5 at home, 1-7 on road, 0-0 on neutral**

Date	H/A/N	Results	Att.
12/15/73	H	W, 101-75	N/A
1/22/75	H	W, 105-48	N/A
12/10/75	H	W, 113-83	N/A
12/6/76	H	W, 113-45	(2,543)
1/9/78	H	W, 99-58	(6,955)
11/23/85	H	W, 77-62	(3,856)
2/20/88	H	W, 84-80	(1,503)
12/9/92	H	W, 77-50	(1,204)
2/18/98	H	W, 110-61	(2,524)
12/5/00	H	W, 77-56	(3,078)
12/6/01	A	L, 67-93	(3,131)
12/3/03	H	W, 76-60	(3,625)
1/11/14	H	L, 69-77	(6,976)
2/15/14	A	L, 82-83 (OT)	(4,065)
1/10/15	H	W, 74-54	(6,522)
2/15/15	A	L, 78-83	(4,101)
1/16/16	H	L, 82-86	(6,125)
2/26/16	A	L, 97-108	(4,114)
1/13/17	A	W, 93-88	(4,123)
2/10/17	H	L, 80-89	(6,275)
1/20/18	H	L, 86-92	(3,257)
2/9/18	A	L, 78-87	(3,664)
1/19/19	H	L, 73-79	(4,125)
2/23/19	A	L, 75-95	(4,141)
12/28/19	A	L, 69-78	(3,792)

MEDIA NOTE**POSTGAME PROCEDURES**

All postgame interviews, except those needed for live television, will be conducted in the Media Room. On the road, Coach Davis and players are available on a request basis only. All requests should be directed to SID P.J. Gradowski before the end of the game.

INTERVIEW REQUEST

All player and coach interviews must be arranged through the Detroit Mercy Athletic Communications Office at least 24 hours in advance.

Generally, the Titans will practice from 3-6:00 p.m., with all practices closed to the public. Media interested in watching practice need to contact Detroit Mercy sports information for approval. No interviews will be granted on game days. In addition, the Titan locker room, training room and weight room are off limits to all media personnel, unless special permission has been granted through the SID and the men's basketball office.

13 POSTSEASON APPEARANCES

HONORS & ACCOLADES

HL PRESEASON PLAYER OF THE YEAR

Antoine Davis (2019-20)

JOHN WOODEN AWARD NOMINEE

Antoine Davis (2019-20)

LUTE OLSON AWARD NOMINEE

Antoine Davis (2019-20)

JERRY WEST AWARD NOMINEE

Antoine Davis (2019-20)

ESPN TOP 25 PLAYERS

Antoine Davis (#17)

CBS SPORTS TOP 100 PLAYERS

Antoine Davis (#54)

NBC SPORTS TOP 100 PLAYERS

Antoine Davis (#63)

SPORTS ILLUSTRATED'S TOP 50 PLAYERS

Antoine Davis (#50)

THE ATHLETIC TOP MID-MAJOR PLAYERS

Antoine Davis (#19)

DAVIS 4TH IN NATION IN SCORING

After finishing third in the nation in scoring last season, sophomore Antoine Davis has his name right back on top of the nation's leaders as he ranks fourth in the country and leading the Horizon League in scoring at 23.3 points per game.

He trails Marquette's Markus Howard (28.3), UTSA's Jhivvan Jackson (26.3) and Northeastern's Jordan Roland (23.4).

He has 14 games with 20 or more points and four 30-point outings on the year.

Davis had a season-high 35 against SIUE, 31 at #1 Gonzaga and 33 at Ohio.

Last year, he topped the HL at 26.1 ppg. and he is the second active leading scorer in Division I in at 25.0 ppg.

BASKETBALL BLOODLINES

Not only do you have the family connections on the staff, but there are a few other family connections between Titans and college coaches, NBA players and former NBA stars:

* Graduate student Brad Calipari is the son of Kentucky head coach John Calipari

* Junior Dwayne Rose Jr. is the nephew of current Pistons' guard and 2011 NBA MVP Derrick Rose

* Sophomore Chris Brandon is the

nephew of former NBA player and head coach John Lucas and cousin to former NBA player John Lucas and former Texas standout Jai Lucas

* Freshman Jamail Pink's uncle is NBA Hall-Of-Famer Clyde Drexler

GETTING THE FREE ONES

Detroit Mercy leads the HL and is fourth in the country in free-throw percentage at 79.6 percent, connecting on at least 20 or more free throws six times this season.

Some of the best games have included:

20-of-22 at Clemson

25-of-30 vs. UC Irvine

20-of-24 vs. Louisiana Lafayette

21-of-24 at Oakland

28-of-31 at Milwaukee

21-of-26 at Green Bay

14-of-15 vs. UIC

It helps to have two of the best at the line as sophomore Antoine Davis - who had made 38-straight free throws until missing his first against Wright State and is now on another streak at 26 straight - leads the league and is fourth in the nation (93.3%) as he has hit 112-of-120 on the year, while senior Justin Miller is fourth in the HL and 125th in the nation at 80.9 percent.

RACKING UP THE POINTS

Antoine Davis now has 37 career 20-point games and 13 career 30-point outings in just 51 collegiate contests.

He has now scored in double figures in all 51 games - reaching at least 17 points in 44 of them - and he also nailed three 3-pointers against UIC to extend his three-point shooting streak to 51-straight games, the fourth-longest streak in the country.

1. Mack Smith (Eastern Illinois) - 69

2. Jaylen Minnett (IUPUI) - 58

3. Cameron Healy (Albany) - 53

4. **Antoine Davis (Detroit Mercy) - 51**

DAVIS QUICKEST TO 1,000 POINTS

Sophomore Antoine Davis scored a team-high 27 points at Notre Dame, but it was his free throw for 26 that made history giving him 1,000 career points in just 39 games, passing the great Dave DeBusschere - a NBA Hall-Of-Famer who was named one of the top 50 players in NBA history - as the fastest Titan to reach 1,000.

DeBusschere accomplished the feat in his 43rd collegiate on his way to 1,985.

Davis is the 43rd player in school history to eclipse 1,000 career points and just the third second-year player joining

EIGHT POSTSEASON WINS

SHOOTING BY STEPH

Antoine Davis set a NCAA record for most 3-pointers by a freshman last season

3-POINT FIELD GOALS

1. **Antoine Davis 132**

2. Stephen Curry - (Davidson)..... 122

3. Trae Young - (Oklahoma) 118

DeBusschere (who did it as a junior as freshmen could not play) and sophomore Ray McCallum in 2010-11.

With his 13 points against UIC, Davis is now 23rd in school history with 1,273 points, 68 points shy of 22nd place.

DAVIS' LETHAL SHOT

Sophomore Antoine Davis hit a season-high seven 3-pointers against SIUE and made six at Milwaukee and five from long range at #1 Gonzaga and against IUPUI.

He now has 27 games with four or more triples, nine with six or more and has twice connected on 10 in his young career.

Davis currently has 203 career 3-pointers and is already sixth in school history, just two away from fifth place, while his career 3.98 triples per game is the second-highest among all active players in DI.

CLEANING THE GLASS

Sophomore Chris Brandon has been a beast on the glass in his last 11 games, pulling down at least 10 rebounds in seven contests and is averaging 11.7 in that span with three double-doubles. He also has at least four offensive rebounds in eight of those games with nine at Oakland and seven at Cleveland State and at Green Bay.

He had a huge game with a career-best 18 points - hitting 9-of-10 shots - and 12 rebounds and a career-high six blocks against IUPUI.

He posted nine points and 15 rebounds at Green Bay and that followed 12 points and 14 boards at Milwaukee.

He pulled down a game-high 16 rebounds at Cleveland State. He posted his first career double-double with 10 points and 12 boards along with four blocks at #1 Gonzaga.

Brandon had a day to remember at Oakland as he grabbed a career-high 18 rebounds, the most since Eli Holman had 18 against Milwaukee in 2010.

On the season, he leads the team in rebounding at 7.6 per night - fourth in the HL - while his 3.14 offensive rebounds is fourth in the HL and 50th in the NCAA.

3 HL CHAMPIONSHIPS

22 PLAYERS DRAFTED BY NBA/ABA

IN THE NATION

TEAM	HL ... NCAA
Free Throw Pct. (79.6%).....	1st 4th
Free Throws Made (320).....	3rd 42nd
3-FG Per Game (8.8)	1st 51st
3-FG Makes (193).....	1st 23rd
3-FG Attempts (602)	1st 11th
Blocks per game (3.31)	4th 155th
Fouls per game (17.0)	3rd 152nd

INDIVIDUAL POINTS PER GAME

Antoine Davis (23.3).....	1st 4th
Justin Miller (10.0).....	22nd n/a

TOTAL POINTS

Antoine Davis (489).....	1st 4th
--------------------------	----------------------

ASSISTS PER GAME

Antoine Davis (4.4).....	4th 96th
--------------------------	----------------

FIELD GOALS MADE

Antoine Davis (153).....	2nd 16th
--------------------------	----------------

3PT. FIELD GOAL %

Antoine Davis (31.4).....	4th 99th
---------------------------	----------------

3PT. FIELD GOALS MADE

Antoine Davis (71).....	2nd 7th
-------------------------	---------------

3PT. FIELD GOALS MADE PER GAME

Antoine Davis (3.38).....	1st 10th
Brad Calipari (2.00).....	9th 247th

FREE THROW %

Antoine Davis (93.3).....	1st 4th
Justin Miller (80.9).....	4th 125th

FREE THROWS MADE

Antoine Davis (112).....	1st 7th
Justin Miller (72).....	6th 158th

STEALS PER GAME

Antoine Davis (1.71).....	4th 107th
---------------------------	-----------------

TOTAL STEALS

Antoine Davis (36).....	4th 72nd
-------------------------	----------------

BLOCKS PER GAME

Chris Brandon (1.55).....	1st 82nd
---------------------------	-----------------------

TOTAL BLOCKS

Chris Brandon (34).....	1st 59th
-------------------------	-----------------------

REBOUNDS PER GAME

Chris Brandon (7.6).....	4th 138th
Justin Miller (5.6).....	12th n/a

OFFENSIVE REBOUNDS PER GAME

Chris Brandon (3.14).....	4th 50th
Justin Miller (2.01).....	12th 227th

MINUTES

Antoine Davis (36:21).....	1st 32nd
----------------------------	-----------------------

BRADLEY BUCKETS GOES FOR 20

Graduate student Brad Calipari was back in double figures for the fifth time this season as he posted 11 points off the bench at Cleveland State and added nine against

IUPUI and eight at Youngstown State.

He had a team and career-high 20 points, hitting a career-best five 3-pointers against Toledo.

That was after draining four triples and ending with 12 points at Notre Dame.

Calipari has hit at least two 3-pointers in 11 games and connected on four or more in four contests.

He had 13 points hitting 4-of-6 from long range at Wyoming and came back with a then career-high 16 points with four more triples in the win over UC Irvine.

Calipari transferred to Detroit Mercy and will have the rare two years of eligibility as a graduate student as he graduated from Kentucky in just three years with a degree in Business and is enrolled in the Liberal Studies masters program.

He spent three seasons at Kentucky and played in 27 games with the Wildcats, under the direction of his dad head coach John Calipari, and was part of 88 wins as the Wildcats advanced to the Elite 8 in 2017 and 2019 and the Sweet 16 in 2018.

BRANDON SHOWING OFF

Chris Brandon has come alive, showing off his high energy and athleticism to grab rebounds, score and block shots.

Brandon leads the Horizon League with 1.55 blocks per game and 34 total swats on the year.

He posted career highs with 18 points (9-10 FG) and six blocks along with 12 rebounds at IUPUI.

He had a game-high 18 rebounds at Oakland and added 12 points and 14 rebounds at Milwaukee and nine points and 15 rebounds at Green Bay.

He tied his then career-high with four blocks at #1 Gonzaga to go with 10 points and 12 rebounds for his first career double-double.

He had three blocks and two steals along with his 18 boards at Oakland, and against Toledo, he finished with nine rebounds and four blocks, two of which were coming down the court and breaking up a Rockets' fast-break attempt.

One of the most athletic players in the Horizon League, he finished with 12 points and eight rebounds at Clemson.

He is now averaging 6.8 points and 7.6 rebounds, while shooting 71.4 percent (65-of-91) on the season.

Last year, he shot 60.8 percent from the field, mostly on getting to the rim and putting back offensive rebounds.

CAREER 20+ POINT GAMES

ANTOINE DAVIS (37)

2019-20

27 pts. vs. IUPUI (1/23/20)
29 pts. at Milwaukee (1/16/20)
24 pts. vs. Wright State (1/5/20)
31 pts. at #1 Gonzaga (12/30/19)
24 pts. at Oakland (12/28/19)
35 pts. vs. SIUE (12/21/19)
26 pts. vs. Northeastern (12/19/19)
27 pts. at Notre Dame (12/10/19)
23 pts. at Kent State (12/4/19)
33 pts. at Ohio (11/30/19)
30 pts. vs. Louisiana Lafayette (11/25/19)
23 pts. vs. UC Irvine (11/25/19)
26 pts. at Clemson (11/17/19)
28 pts. at NC State (11/10/19)

2018-19

30 pts. at NKU (3/6/19)
25 pts. vs. UIC (3/2/19)
20 pts. vs. IUPUI (2/28/19)
20 pts. at Oakland (2/23/19)
22 pts. at Green Bay (2/16/19)
27 pts. at Milwaukee (2/14/19)
26 pts. at NKU (2/7/19)
23 pts. at Youngstown State (2/2/19)
29 pts. vs. Cleveland State (1/31/19)
28 pts. at UIC (1/24/19)
32 pts. vs. Milwaukee (1/12/19)
29 pts. vs. Green Bay (1/10/19)
33 pts. vs. NKU (1/5/19)
48 pts. vs. Wright State (1/3/19)
27 pts. at Youngstown State (12/28/18)
27 pts. at Akron (12/1/18)
30 pts. vs. Kent State (11/28/18)
24 pts. at Eastern Michigan (11/24/18)
32 pts. vs. Bowling Green (11/20/18)
42 pts. vs. Loyola Maryland (11/19/18)
20 pts. at Butler (11/12/18)
30 pts. at Temple (11/9/18)
32 pts. at Western Michigan (11/6/18)

JUSTIN MILLER (4)

2018-19

22 pts. at Kansas (11/16/18)

2016-17

21 pts. at Minnesota (11/11/16)
20 pts. vs. Texas State (3/2/17)
20 pts. vs. Arkansas Little Rock (3/8/17)

BRAD CALIPARI (1)

2019-20

20 pts. vs. Toledo (12/14/19)

WILLY ISIANI (1)

2018-19

20 pts. at IUPUI (1/24/19)

13 POSTSEASON APPEARANCES

CHASING RECORDS

CAREER 3-POINT FIELD GOALS

4. Dwayne Kelley, 1990-93.....224
5. Anton Wilson, 2012-16 205
6. **Antoine Davis** **203**

CAREER TOTAL POINTS

20. Chase Simon, 2008-11 1,386
21. Brian Humes, 1983-87 1,373
22. Jermaine Jackson, 1995-99 1,341
23. **Antoine Davis** **1,273**

SEASON FREE THROW %

1. **Antoine Davis** **93.3%**
2. Rashad Phillips, 2000-01 91.6 %
3. Archie Tullos, 1987-88 90.8%

ANTOINE EARNS JOHN R. WOODEN AWARD NOMINATION

Sophomore Antoine Davis was named to the Wooden Award Preseason Top 50 list.

The John Wooden Award presented by Wendy's® is chosen by a preseason poll of national college basketball experts and the list is comprised of 50 student-athletes who are the early front-runners for the Wooden Award All American Team™ and Most Outstanding Player Award.

MILLER TIME

Senior transfer Justin Miller had a special moment with a little more than three minutes to go at top-ranked Gonzaga as he posted his 1,000 career collegiate point.

He ended the contest with 17 points, five caroms and three assists.

With his 11 points against UIC, Miller has reached double figures in eight of the last 12 games and 12 times this season.

He had 16 points with six boards at Youngstown State and that was after 14 points with seven caroms and a season-high three steals at Cleveland State.

He posted his second Titan double-double with 14 points and 12 rebounds versus Wright State.

Before that, he had a season-high 18 points, six rebounds, season-best five assists and two steals against NKU.

At Clemson, he made his presence felt with 13 points and a game-high 13 rebounds before tallying 14 vs. UC Irvine.

In his career, he has scored in double figures in 53 games - including 20 or more four times - with a career-high 22 points on the road at Kansas.

For the Titans, he is second on the team in scoring (10.0) and rebounding (5.5).

MOORE FOR MARQUIS

Sophomore Marquis Moore finally got over his high watermark of 12 points by scoring a career-best 15, hitting three 3-pointers with six rebounds and three assists at Youngstown State and then raised that to 18 points at Milwaukee, where he was 9-of-10 at the line with nine rebounds and a career-best five steals.

With his 16 points against UIC, he has now been in double figures in scoring seven times in the last 11 games and is averaging 10.9 ppg., in that span.

Prior to that, he had scored 12 points four times this season and twice last year.

He posted 12 points with eight rebounds against NKU and also had 12 points at Oakland and against SIUE, where he knocked in four 3-pointers.

Moore tallied his second career double-double with 12 points and 10 rebounds against Eastern Michigan and recorded eight points and nine boards at Wyoming.

He now has seven games on the year with five or more rebounds with six double-digit scoring efforts.

Last season, he had a season-best 11 rebounds at Milwaukee.

He also registered his first collegiate double-double with 10 points and 10 rebounds against IUPUI and posted 12 points and eight rebounds in the Horizon League Championship quarterfinals at NKU.

BIG WILLY STYLE

Sophomore Willy Isiani had his best game of the season scoring 13 points and grabbing a career-high seven rebounds in the win over UC Irvine and nailed five treys en route to 15 points at Ohio.

He had 11 points and tied his career-best with seven rebounds against Northeastern and that was after 11 points, four rebounds, three blocks, two assists and two steals against Toledo. At Notre Dame, he scored 11 points with a couple of 3-pointers.

He continues to show his prowess from three as 30 of his 39 field goals this season and 50 of 63 in his career have been from behind the arc.

He tallied a season-high 20 points last season nailing six more from downtown at IUPUI and finished the year with 14 in the HL quarterfinals at NKU.

A native of Tbilisi, Georgia, he is believed to be the first Titan from the country of Georgia.

EIGHT POSTSEASON WINS

NCAA FAMILY TREE

Detroit Mercy

HC Mike Davis, AC Mike Davis Jr., and son/brother is SO Antoine Davis

Auburn

HC Bruce Pearl, son is AC Steven Pearl
AC Wes Flanigan, son is FR Allen Flanigan

Cal State Bakersfield

HC Rod Barnes, son is AC Brandon Barnes

Cal Poly

HC John Smith, son is GS Jamal Smith,

Central Connecticut State

HC Donyell Marshall, son is SR Donyell Marshall Jr.

Davidson

HC Bob McKillop, son is AC Matt McKillop

Duke

HC Mike Krzyzewski, grandson FR Michael Savarino

ETSU

HC Steve Forbes, son is GA Chris Forbes

High Point

HC Tubby Smith, son is AC G.G. Smith

Houston

HC Kelvin Sampson, son is AC Kellen Sampson

Illinois

HC Brad Underwood, son is SR Tyler Underwood

Iowa

HC Fran McCaffery, son is R-SO Connor McCaffery & FR Patrick McCaffery

Longwood

AC Marty McGillan, son is DOBO Marty McGillan

Minnesota

AC Ed Conroy, son is JR Hunt Conroy

Northern Illinois

AC Anthony Beane, son is SO Darius Beane

Oregon State

HC Wayne Tinkle, son is SR Tres Tinkle

Portland

HC Terry Porter, son is JR Malcom Porter

Southern Illinois

HC Bryan Mullins, son is AC Brendan Mullins

Southern Mississippi

AC Clarence Weatherspoon, son is R-JR Clay Weatherspoon

Syracuse

HC Jim Boeheim, son is SO Buddy Boeheim

Tennessee Martin

HC Anthony Stewart, son is SO Patrick Stewart

Tulsa

HC Frank Haith, son is GA Corey Haith

USC

AC Eric Mobley, son is FR Isaiah Mobley

Utah

HC Larry Krystkowiak, son is FR Luc Krystkowiak
DOBO Chris Jones, son is FR Rylan Jones

Wichita State

HC Gregg Marshall, son is GA Kellen Marshall

Wright State

HC Scott Nagy, son is FR. TJ Nagy

ACTIVE LEADERS

Antoine Davis is among the national active leaders in DI in a few categories

Points (1,273)	112th
Scoring Average (25.0)	2nd
3-Point FG Per Game (3.98)	2nd
Total 3-Pointers (203)	49th
Free Throw % (89.1)	6th
Assists (200)	293rd

HOORAY FOR GORMAN

Junior walk-on Jordan Gorman came into the Oakland game with just 20 points on the season, but he connected on five 3-pointers and ended with a career-best 15 points against the Golden Grizzlies.

ROSE RAISING HIS GAME

Junior Dwayne Rose Jr. has started to pick up his scoring, netting double figures in both games in Wisconsin with a career-high 16 points, five rebounds and two assists at Milwaukee and 13 points at Green Bay.

He also posted 10 points against Toledo, getting to the rim by beating his defender with some quick moves around the basket.

He scored seven points and handed out three assists versus NKU and added eight points and four boards against Wright State.

ALL-AROUND LEGRAND

Sophomore Alonde LeGrand has shown that he can do a little of everything on the court and had the game-winning jumper against UIC, as he matched his season-high with six points.

He tied his season-high with six rebounds and had two assists and two steals against IUPUI.

He had a team-high five assists and four rebounds against SIUE and was all-over the court against Toledo, ending with six points, tying his season-high with six rebounds and a season-best seven assists.

He grabbed six rebounds, while adding four points, three steals and a block at Kent State and also pulled down a team-high six boards at Ohio.

LeGrand transferred to the Titans from State Fair Community College in Vermont and will have three years of eligibility.

LeGrand originally enrolled at Fairfield as a freshman, but did not appear in any games in 2017-18.

GOING AFTER YOU DAD

Head coach Mike Davis is quick to point

out that Antoine Davis is not the defender that he was in college, but in terms of offense, the son is winning that battle.

Coach Davis starred at Alabama from 1979 to 1983 and totaled 1,211 points in 121 career games, going 478-of- 1003 (47.7%) from the field with 238 assists.

Antoine now has 1,273 career points, 200 assists and 65 steals.

For Brad Calipari, he has already surpassed his dad's, John Calipari, point totals at Division I as he has 130 at DI.

Coach Cal played three seasons of college ball, one at UNC Wilmington and two at Clarion. At UNC Wilmington in 1978-79, he posted 29 points hitting 4-of-17 from the field and 21-of-25 at the line.

At Clarion, Calipari scored 202 points, but ran the offense with 193 assists.

WATCH YOUR BACK

Antoine Davis already has a career-high 36 steals on the season as he leads the team and is fourth in the conference and 107th in the nation at 1.71 per game.

He has a steal in 19 of the 21 games this year with a career-high four at Clemson.

DAVIS NAMED TO 3RD NATIONAL WATCH LIST IN THE LUTE OLSON AWARD

The 2019-20 Lute Olson Award preseason Watch List was announced and once again, sophomore Antoine Davis saw his name among the contenders.

The Lute Olson Award is presented to the nation's top Division I player.

NON-CONFERENCE SCHEDULE ONE OF THE TOUGHEST

The non-conference opponents were a combined 265-180 (.584) a year ago, with six teams earning postseason bids.

So far on the season, the non-conference foes have combined for a 142-123 (53.5%) mark with one more left.

In total, the red, white and blue played 13 games in the non-conference with nine away from the Motor City.

The first seven games of the year were on the road and saw the Titans travel just under 10,000 miles round trip (9,980).

The seven-games away from home was the longest stretch since the Titans played 10 in a row away from the Motor City at the end of the 2000-01 season, which included two regular-season games, the HL Tournament and a run to the NIT Final Four.

IMPRESSIVE NUMBERS

CAREER DOUBLE-FIGURE SCORING

Justin Miller:	53
Antoine Davis:	51
B.J. Maxwell:	12
Marquis Moore:	11
Chris Brandon:	8
Willy Isiani:	8
Brad Calipari:	5
Dwayne Rose Jr.:	3
Jordan Gorman:	1

CAREER 40+-PLUS POINT SCORING

Antoine Davis:	2
----------------------	---

CAREER 30+-PLUS POINT SCORING

Antoine Davis:	13
----------------------	----

CAREER 20+-PLUS POINT SCORING

Antoine Davis:	37
Justin Miller:	4
Brad Calipari:	1
Willy Isiani:	1

5 + ASSISTS

Antoine Davis:	19
Justin Miller:	17
Alonde LeGrand:	2
B.J. Maxwell:	1
Marquis Moore:	1

5 + REBOUNDS

Justin Miller:	62
Chris Brandon:	25
B.J. Maxwell:	20
Marquis Moore:	17
Antoine Davis:	12
Boe Nguidjol:	7
Alonde LeGrand:	6
Willy Isiani:	5
Dwayne Rose Jr.:	1

3 + STEALS

Antoine Davis:	5
Justin Miller:	4
B.J. Maxwell:	3
Marquis Moore:	2
Alonde LeGrand:	1

3 + BLOCKS

Chris Brandon:	7
Willy Isiani:	1

DOUBLE-DOUBLES

Justin Miller:	9
Chris Brandon:	3
Marquis Moore:	2

13 POSTSEASON APPEARANCES

40+ TITANS

Antoine Davis went for 48 points against Wright State last season, the most ever by a Titan true freshman. Below is a list of the top scoring games in Titan history.

Player	Opponent	Date
Archie Tullos (49)	vs. Bradley	2/2/88
Antoine Davis (48)	vs. Wright State	1/3/19
Terry Duerod (47)	vs. CCNY	2/10/79
Spencer Haywood (45)	vs. Canisius	2/26/69
Dave DeBusschere (44)	at Dayton	2/10/62
Willie Green (43)	at UIC	1/27/03
Marvin Owens (43)	vs. Loyola (IL)	3/5/88
Archie Tullos (43)	vs. John Carroll	12/20/87
Antoine Davis (42)	vs. Loyola (MD)	11/19/18
Archie Tullos (42)	vs. Xavier	2/15/88
Bill Ebben (41)	vs. Tulsa	2/18/57
Bill Ebben (41)	at Louisville	3/6/57
Willie Green (41)	vs. Wright St.	2/13/03
Spencer Haywood (41)	at LaSalle	2/21/69
Dorie Murray (41)	vs. Minnesota	12/20/65
Rashad Phillips (41)	vs. Green Bay	1/27/01
Bill Ebben (40)	vs. Northwestern	12/29/56
Tony Tolbert (40)	vs. Xavier	2/19/94
39, several times		

ABOUT THAT 48-POINT GAME

Antoine Davis' season-high 48 points against Wright State last year was the fourth most in league play in Horizon League history and the most since LaSalle's Kareem Townes had 52 against Loyola (Ill) in 1995.

The 48 points were the sixth most by a league player against any competition in the 40 years of the Horizon League.

WHOSE STARTING?

Detroit Mercy has used 11 different starting line-ups in its first 22 games.

Eleven of the 12 Titans who have played this season has started at least one game.

LONG RANGE APPROACH

Detroit Mercy got off a school-record 46 attempts from behind the arc at Oakland, making 12 in the process. The Titans had 66 total field goal attempts in the contest.

HISTORY VS. #1

Detroit Mercy played the No. 1 team for the sixth time in its program history to end the decade on Dec. 30 as the Titans visited the top-ranked Gonzaga Bulldogs.

Antoine Davis had a game-high 31 points, Justin Miller scored 17 and Chris Brandon posted his first career double-double with 10 points and 12 rebounds in the 93-72 setback.

The Titans are now 2-4 all-time against the No. 1 team with both wins coming in 1951-52.

defeating Bradley on the road, 70-65, and Oklahoma State at home, 62-52.

ALL IN THE FAMILY

Nothing new for the Titans to have a family connection in the program and this season, Detroit Mercy will once again feature three Davis' in head coach Mike Davis, assistant coach Mike Davis Jr. and sophomore guard Antoine Davis.

From 2010-13, the Titans had head coach Ray McCallum and star guard Ray McCallum, winning the Horizon League Championship in 2012 and earning a trip to the NIT in 2013.

Also, the legendary Bob Calihan coached his son, Bob Calihan Jr., for one season as he transferred to U-D from Loyola in his senior season in 1968-69.

DAVIS INVITED TO NIKE SKILLS ACADEMY

Sophomore Antoine Davis received an invitation to the Nike Skills Academy this past August.

The academy was held at Mamba Sports Academy in Thousand Oaks, California, and featured 20 of the top collegiate basketball players as well as the nation's top 80 high school players.

HALL OF FAME NAMES DAVIS TO JERRY WEST AWARD WATCH LIST

Antoine Davis was named to the 20-man West Award Watch List by the Naismith Memorial Basketball Hall of Fame.

The award is named after Class of 1980 Hall of Famer and 1959 NCAA Final Four Most Valuable Player Jerry West, the annual honor recognizes the top shooting guards in men's college basketball.

Davis is the first Titan to ever appear on the national accolade watch list.

WILLIE GREEN NOW COACHING IN NBA

Willie Green, who starred as a Titan from 1999-2003, was named an assistant coach for the Phoenix Suns this past summer after spending the last four seasons on the Golden State Warriors staff, helping the team win two NBA Championships.

Green was a part of four Titan winning seasons, including a pair of 20-win campaigns and postseason appearances

As a sophomore, Green helped Detroit Mercy reach the semifinals of the NIT knocking out Bradley, Connecticut and

EIGHT POSTSEASON WINS

Dayton as the Titans made their way to Madison Square Garden.

Green is still fourth all-time in scoring with 1,779 points. As a senior, he was an AP Honorable Mention All-American and the Horizon League Player of the Year after averaging a league-best 22.6 points per game.

He was selected in the second round (41st) in the 2003 NBA Draft by the Seattle SuperSonics and later traded to the 76ers. He would play seven of his 12 NBA seasons with Philadelphia, averaging a career-high 12.4 points in 2007-08 and 11.3 points in 2006-07.

He finished his career playing in 731 games tallying 8.3 points, 1.8 rebounds and 1.3 assists.

#REACHTHEHORIZON

The Horizon League has unveiled its logo and official hashtag - #ReachTheHorizon - for the 2020 Horizon League Basketball Championships. The 2020 championships will mark the first year that the Horizon League Basketball Championships will take place in Indianapolis at the Indiana Farmers Coliseum located at the Indiana State Fairgrounds & Event Center.

For complete information on the 2020 Horizon League Basketball Championships go to HorizonLeague.com/Indy or follow @HorizonLeague on social media.

TITANS' DPS BENEFIT GAME

Detroit Mercy's home opener against Eastern Michigan was the Fourth Annual Detroit Public Schools Benefit Game and it was another highly successful event as the paid attendance and Michigan First Credit Union's matching donation raised \$7,700 for Detroit Public Schools, K-5.

All tickets were just \$2 and all proceeds from ticket sales were donated to Detroit Public Schools K-5 with Michigan First Credit Union contributing a matching donation for all tickets sold.

In the four years, over \$28,000 have been raised between ticket sales and matching donations from Michigan First Credit Union.

3 HL CHAMPIONSHIPS

COACH DAVIS COACHING STAFF

Experience in the system and experience on the collegiate level will be all over the Titan sidelines for head coach Mike Davis.

Mike Davis Jr.

Someone who knows coach Davis more than anyone, Mike Davis Jr. learned the game from his dad and not only played under him at Indiana and UAB, but has been on the sidelines with him for seven years.

Davis Jr. served as an assistant coach for six years at Texas Southern, where the Davis duo built the Tigers into a perennial power in the SWAC and a staple in the postseason.

During his six seasons, Texas Southern won four regular season and conference tournament championships and appeared in four NCAA Tournaments with one NIT bid. In 2018, the Tigers won their first-ever NCAA Tournament game, defeating North Carolina Central in the First Four match-up.

His first collegiate coaching job was at Chipola Junior College in 2011-12. Prior to that, he worked on the AAU circuit with the Alabama Ice as an assistant coach from 2010-12.

Davis Jr. played collegiate basketball at Blackhawk Community College, Indiana and UAB, and saw action in 76 games at the Division I level.

Tracy Dildy

No stranger to the Midwest, Horizon League or coach Davis, Tracy Dildy worked with coach Davis at UAB in 2006-07 and also has coaching stops at Mississippi, Auburn, DePaul and Ball State before his recent assignment as head coach at Chicago State.

He was the head coach at Chicago State

from 2010-2018 and also served as the athletic director in his final season. He guided the Cougars to their first-ever Division I postseason appearance as the team won the Great West Conference and earned a bid to the CIT in 2013.

He was named the top mid-major assistant by Hoop Scoop in 2008, one of the top 25 mid-major assistant by CollegeInsider.com in 2009 and one of Hoop Scoop's top 50 mid-major assistants in Basketball Times when he was at UIC from 2007-10.

He helped assemble a nationally-ranked recruiting class for the 2005-06 season at Mississippi that was rated as high as third by numerous recruiting publications and earned a spot on Rivals.com's list of the Top 25 recruiters in the nation in June 2005.

At DePaul from 1997-2002, he worked as an assistant coach, the associate head coach and even served as an acting head for a period in 2001 and helped the Blue Demons advance to the quarterfinals of the NIT in 2001 and reached the second round of the 2002 NCAA Tournament. He spearheaded four huge recruiting classes for DePaul which included the nation's top-ranked class in 2001 and the second-best class in the country in 1999, in addition to signing future NBA players Quentin Richardson, Bobby Simmons, Steven Hunter and Eddy Curry.

Keith LeGree

A two-sport start in college and a veteran in the coaching ranks, LeGree has been an assistant coach at the Division I level for over 10 years and has almost 20 years of coaching experience.

LeGree and coach Davis know each other well as he spent six seasons (2012-18) on staff at Texas Southern. He helped the program win four regular-season

titles and four conference tournament championships along with advancing to five postseason tournaments, including four trips to the NCAA's.

He also has coaching stops at Chipola Junior College, Alabama Southern Community College and at his alma mater Cincinnati. LeGree was on staff under his college coach Bob Huggins at UC from 2000-05, helping the Bearcats to 123 wins, with a school record 31 in 2001-02, and five trips to the NCAA Tournament, including the Sweet 16 in 2000-01.

LeGree was a standout student-athlete on the hardwood at Cincinnati and Louisville and also played professional baseball, parlaying that into a seven-year playing career in the minor leagues and reaching the Triple-A level before he entered the coaching profession.

Tim Waller

Tim Waller joined Mike Davis on the Titan staff in the summer of 2018 as the Director of Basketball Operations.

No stranger to coach Davis, Waller spent the last six years (2012-2018) at Texas Southern alongside the Titan leader as the Tigers' Executive Director of Operations.

He was on staff for all five of Texas Southern postseason appearances with coach Davis at the helm, and with a background spanning nearly 35 years in collegiate coaching, he has now been a part of 14 regular season and conference tournament championships at five NCAA Division I schools.

His relationship with coach Davis goes back even further as prior to arriving at TSU, Waller was the Director of Basketball Operations at UAB (2009-12). Working with coach Davis, the Blazers made a pair of postseason appearances and won a Conference USA regular-season title.

SOCIAL MEDIA

The Detroit Mercy Titans athletic department and men's basketball team utilize social media in a number of different ways and encourage all fans to interact with the Titans through Twitter, Facebook, Instagram, Snapchat and YouTube.

On Twitter, fans can follow @DetroitTitans throughout the year for information on all Titan athletic events and sports. The Detroit Mercy men's basketball twitter account is @DetroitMBB and that account will have live tweets throughout the game. Fans can also follow the Titans on Instagram at DetroitTitans and the men's basketball team at detroit_mercy_mbb.

The Titan athletic Facebook page is named Detroit Mercy Titans, while another is named after its cheerful mascot in Tommy Titan.

DetroitMercyAthletics is the official YouTube page for Titan athletics, where fans can find interviews, highlights and promotional material for all Titan sports.



ALL-TIME TITANS IN THE NBA/ABA

The Titans have had a number of student-athletes move into the professional ranks. Below are the Titans who were drafted by the NBA/ABA or who have appeared in a NBA/ABA game.

Player	Team	Rd	Year
Ray McCallum	Sacramento	2	2013
Willie Green	Seattle	2	2003
Greg Wendt	Boston	6	1986
Keith Gray	Washington	7	1985
Joe Kopicki	Atlanta	3	1982
Jerry Davis	Washington	5	1982
Terry Duerod	Detroit	5	1979
Earl Cureton	Philadelphia	3	1979
Terry Tyler	Detroit	2	1978
John Long	Detroit	2	1978
Dennis Boyd	New Orleans	4	1977
Ron Bostick	Milwaukee	7	1977
Terry Thomas	Detroit	9	1975
Owen Wells	Houston	5	1974
Frank Russell	Chicago	3	1972
Bill Pleas	Atlanta	7	1972
Spencer Haywood	Denver (ABA)	1	1970
Dorie Murrey	Detroit	2	1966
Dave DeBusschere	Detroit	1	1962
Bill Ebben	Detroit	3	1957
Guy Sparrow	New York	3	1955
Norm Swanson	Rochester	2	1953

Other Titan Pro Players

Desmond Ferguson
Jermaine Jackson
Lee Knorek
Gino Sovran
Art Stolkey

CURRENT TITANS IN THE PRO'S

Torvoris Baker	Germany
Paris Bass	Dominican Republic
Gerald Blackshear Jr.	Cyprus
Chris Blake	El Salvador
Evan Bruinsma	Germany
Jason Calliste	Canada
Kam Chatman	Belgium
Ray McCallum	China
Josh McFoley	Croatia
Chris Hayes	Brazil
Jaleel Hogan	Uruguay
Eli Holman	China
Juwan Howard Jr.	France
Chris Jenkins	Finland
Brandan Kearney	Qatar
Thomas Kennedy	Japan
Jermaine Lippert	Germany
Nick Minnerath	South Korea
Roschon Prince	Japan
Darrell Riley Jr.	Libya
Chase Simon	Poland
Jarod Williams	ECBL

GAME BY GAME STARTERS

Game	Name/Pos.	Name/Pos.	Name/Pos.	Name/Pos.	Name/Pos.
at NC State	Davis/G	LeGrand/G	Moore/G	Brandon/F	Isiani/F
at Clemson	Davis/G	LeGrand/G	Moore/G	Brandon/F	Isiani/F
at Wyoming	Davis/G	LeGrand/G	Moore/G	Brandon/F	Isiani/F
vs. UC Irvine	Davis/G	Calipari/G	Moore/G	Brandon/F	Isiani/F
vs. Louisiana	Davis/G	Calipari/G	Moore/G	Brandon/F	Isiani/F
at Ohio	Davis/G	Calipari/G	Moore/G	Brandon/F	Miller/F
at Kent State	Davis/G	Calipari/G	LeGrand/G	Isiani/F	Miller/F
vs. Eastern Mich.	Davis/G	Maxwell/G	Moore/G	Nguidjol/F	Miller/F
at Notre Dame	Davis/G	Maxwell/G	Moore/G	Brandon/F	Miller/F
vs. Toledo	Rose Jr./G	LeGrand/G	Moore/G	Isiani/F	Nguidjol/F
vs. Northeastern	Davis/G	LeGrand/G	Moore/G	Brandon/F	Isiani/F
vs. SIUE	Davis/G	LeGrand/G	Moore/G	Brandon/F	Isiani/F
at Oakland	Davis/G	LeGrand/G	Moore/G	Brandon/F	Miller/F
at Gonzaga	Davis/G	LeGrand/G	Moore/G	Brandon/F	Miller/F
vs. NKU	Davis/G	LeGrand/G	Moore/G	Brandon/F	Miller/F
vs. Wright State	Davis/G	LeGrand/G	Moore/G	Brandon/F	Miller/F
at Cleveland State	Davis/G	LeGrand/G	Moore/G	Brandon/F	Miller/F
at Youngstown St.	Davis/G	LeGrand/G	Moore/G	Brandon/F	Hofman/F
at Milwaukee	Davis/G	LeGrand/G	Moore/G	Brandon/F	Hofman/F
at Green Bay	Davis/G	LeGrand/G	Moore/G	Brandon/F	Hofman/F
vs. IUPUI	Davis/G	LeGrand/G	Moore/G	Brandon/F	Hofman/F
vs. UIC	Davis/G	LeGrand/G	Moore/G	Brandon/F	Hofman/F
vs. Oakland					
at Wright State					
at Oakland					
vs. Youngstown State					
vs. Cleveland State					
vs. Milwaukee					
vs. Green Bay					
at UIC					
at IUPUI					

OUR COURT NAMED AFTER DICKY V

Dick Vitale was honored as the court was renamed after him in 2012 in historic Calihan Hall.

He was the head coach at the University from 1973-77 tallying a 78-30 record with a trip to the NCAA Tournament in 1977.

He recruited the likes of John Long, Terry Tyler, Terry Duerod and Wilbert McCormick and turned Calihan Hall into one of the most visited venues in college basketball in the late 70's.

He went 17-9 in each of his first two seasons and posted a 19-8 mark in 1975-76. In his final year as a head coach, the Titans touched the competition going 25-4, including a 21-game winning streak, and earning a bid to the NCAA Tournament. They would defeat Middle Tennessee State, 93-76, for the school's first-ever victory in the NCAA Tournament and then took on a powerful Michigan squad, dropping an 86-81 decision.

Vitale has now been selected for 10 halls of fame in his career.

114 YEARS OF TITAN BASKETBALL

This season is the 114th year of collegiate basketball at the University of Detroit Mercy - the oldest Division I program in the state - as the Tigers - yes, Tigers as they were called back then - beat Collegiate, 18-7, in the first official Detroit basketball game in 1905.

Until 1919, the U-D teams were known as the Tigers. In the fall of 1919, Detroit Free Press' sportswriter Stan Brink, who was covering football for the paper, thought that a good nickname for the team would be the Titans.

In its 114 years (two years records are missing in 1907-08 and 1908-09), Detroit Mercy is 1,425-1249 (.541) with two regular-season HL Championships (1998, 1999) and three tournament titles (1994, 1999, 2012).

Detroit Mercy has also made six NCAA tournaments (1962, 1977, 1979, 1998, 1999, 2012) and seven NIT appearances (1960, 1961, 1965, 1978, 2001, 2002, 2013).

3 HL CHAMPIONSHIPS

22 PLAYERS DRAFTED BY NBA/ABA

HORIZON LEAGUE

2019-20 STANDINGS

Team	W-L	HL
Wright State	18-4	8-1
Northern Kentucky	14-7	6-3
Green Bay	10-12	5-4
Milwaukee	10-11	5-4
Youngstown State	12-10	5-4
Detroit Mercy	6-16	4-5
UIC	9-13	4-5
Cleveland State	8-14	4-5
Oakland	7-15	2-7
IUPUI	6-16	2-7

2019-20 PRESEASON POLL

Team (1st Place Votes) - Total Votes

1. Wright State (28) – 350
2. Northern Kentucky (5) – 295
3. UIC (1) – 280
4. Oakland (1) – 229
5. Green Bay – 207
6. Youngstown State – 186
7. Milwaukee – 146
8. **Detroit Mercy – 133**
9. IUPUI – 92
10. Cleveland State (1) – 62

Preseason Player of the Year

Antoine Davis, Detroit Mercy

2019-20 PRESEASON ALL-LEAGUE

First Team

Preseason First Team All-League:

Antoine Davis, Detroit Mercy

Jalen Tate, Northern Kentucky

Xavier Hill-Mais, Oakland

Tarkus Ferguson, UIC

Loudon Love, Wright State

Preseason Second Team All-League

JayQuan McCloud, Green Bay

Tyler Sharpe, Northern Kentucky

Marcus Ottey, UIC

Bill Wampler, Wright State

Darius Quisenberry, Youngstown State



DETROIT MERCY VS. OPPONENTS

Below is a game-by-game breakdown of how Detroit Mercy has fared against opponents in the certain statistical categories: Free Throws Made, Bench Points, Points in the Paint, Second Chance Points and Fast Break Points (Shown as Detroit Mercy stats first)

Game	FT	Bench	Paint	Off TO	2nd Chance	FB
at NC State	12-16	20-23	20-28	10-11	12-4	11-18
at Clemson	20-14	18-31	20-34	16-32	13-18	7-12
at Wyoming	2-15	18-8	16-32	13-13	9-4	0-4
vs. UC Irvine	25-16	26-26	6-34	14-8	9-12	16-10
vs. Louisiana Lafayette	20-10	20-27	14-40	4-26	0-12	9-12
at Ohio	15-22	28-9	22-40	15-18	4-11	13-23
at Kent State	15-14	18-24	22-48	12-24	9-18	10-13
vs. Eastern Mich.	15-11	21-9	6-24	17-21	9-2	13-15
at Notre Dame	6-8	28-45	12-34	10-23	11-19	0-8
vs. Toledo	11-22	37-7	18-20	5-10	14-8	7-25
vs. Northeastern	19-15	19-22	22-28	10-3	4-21	12-15
vs. SIUE	16-13	23-24	16-24	19-10	21-10	15-6
at Oakland	21-11	25-24	34-62	26-29	18-13	15-18
at Gonzaga	9-17	9-23	26-42	14-21	8-14	3-18
vs. NKU	12-13	7-20	38-20	23-14	9-2	15-15
vs. Wright State	6-14	13-21	36-34	8-10	10-19	10-10
at Cleveland State	10-13	17-26	20-32	5-12	20-5	0-8
at Youngstown State	12-19	29-22	26-28	12-8	12-6	2-7
at Milwaukee	28-18	28-9	24-20	23-15	18-21	10-10
at Green Bay	21-13	30-29	32-26	15-12	17-11	10-18
vs. IUPUI	11-2	18-2	32-26	15-13	18-8	13-24
vs. UIC	14-9	20-29	30-32	18-10	12-8	9-5
vs. Oakland						
at Wright State						
at Oakland						
vs. Youngstown State						
vs. Cleveland State						
vs. Milwaukee						
vs. Green Bay						
at UIC						
at IUPUI						

LEADS & DEFICITS

Below is a note on the largest lead and the largest deficit that Detroit Mercy has crossed in every game this year, along with the time and the half that the last margin occurred.

Game	Largest Lead	Largest Deficit	Result
at NC State	3 (6-3, 18:50-1st)	22 (67-45, 7:22-2nd)	L, 84-65
at Clemson	1 (9-8, 13:00-1st)	23 (87-64, 00:34-2nd)	L, 87-65
at Wyoming	8 (8-0, 17:23-1st)	29 (76-47-00:36-2nd)	L, 76-49
vs. UC Irvine	15 (69-54, 9:25-2nd)	3 (10-7, 16:02-1st)	W, 86-74
vs. Louisiana Lafayette	6 (6-0, 16:36-1st)	20 (66-46, 6:29-2nd)	L, 81-62
at Ohio	n/a	25 (48-23, 4:31-2nd)	L, 91-81
at Kent State	2 (8-6, 15:21-1st)	35 (92-57, 00:25-2nd)	L, 92-57
vs. Eastern Mich.	n/a	13 (50-37, 10:39-2nd)	L, 55-51
at Notre Dame	2 (5-3, 19:10-1st)	44 (110-66, 1:36-2nd)	L, 110-71
vs. Toledo	8 (53-45, 13:28-2nd)	10 (80-70, 00:13-2nd)	L, 80-72
vs. Northeastern	1 (15-14, 10:43-1st)	13 (74-61, 00:43-2nd)	L, 74-61
vs. SIUE	29 (81-52, 1:17-1st)	n/a	W, 81-55
at Oakland	n/a	20 (46-26, half)	L, 78-69
at Gonzaga	1 (2-1, 19:22-1st)	28 (90-62, 3:49-2nd)	L, 93-72
vs. NKU	16 (61-45, 5:02-2nd)	12 (16-4, 12:01-1st)	W, 66-58
vs. Wright State	6 (69-63, 2:02-2nd)	6 (52-46, 17:05-2nd)	L, 70-69
at Cleveland State	4 (20-16, 10:30-1st)	15 (45-30, 13:52-2nd)	L, 64-59
at Youngstown State	n/a	12 (20-8, 8:57-1st)	L, 69-67
at Milwaukee	21 (52-31, 00:36-1st)	7 (12-5, 15:10-1st)	W, 90-84
at Green Bay	8 (22-14, 12:03)	8 (74-66, 5:01-2nd)	L, 83-80
vs. IUPUI	21 (39-18, 1:55-1st)	n/a	W, 76-64
vs. UIC	16 (36-20, 1:59-1st)	11 (61-50, 7:45-2nd)	W, 70-69
vs. Oakland			
at Wright State			
at Oakland			
vs. Youngstown State			
vs. Cleveland State			
vs. Milwaukee			
vs. Green Bay			
at UIC			
at IUPUI			

THE LAST TIME.....

TEAM SCORING

The Titans scored 85-89 points in a game:
see below

The Titans scored 90-94 points in a game:
Jan. 16, 2020 (Detroit Mercy 90, at Milwaukee 84)

The Titans scored 95-99 points in a game:
see below

The Titans scored 100-109 points in a game:
Jan. 10, 2019 (Detroit Mercy 101, vs. Green Bay 83)

The Titans scored 110-119 points in a game:
see below

The Titans scored 120-129 points in a game:
see below

The Titans scored 130+ points in a game:
Nov. 25, 2017 (Detroit Mercy 131, Siena Heights 69)

OPPONENT SCORING

An opponent scored 85-89 points:
see below

An opponent scored 90-94 points:
Dec. 30, 2019 (Detroit Mercy 72, at #1 Gonzaga 93)

An opponent scored 95-99 points:
see below

An opponent scored 100-104 points:
see below

An opponent scored 105-109 points:
see below

An opponent scored 110+ points:
Dec. 10, 2019 (Detroit Mercy 71, at Notre Dame 110)

GAME OUTCOMES

The Titans won a game by more than 20-29 points:
see below

The Titans won a game by more than 30-39 points:
see below

The Titans won a game by more than 40-49 points:
see below

The Titans won a game by more than 50-59 points:
see below

The Titans won a game by more than 60-69 points:
Nov. 25, 2017 - 62 pts - (Detroit Mercy 131, Siena Heights 69)

The Titans won a game by more than 70-79 points:
Jan. 11, 1964-72pts-(DetroitMercy115, WesternOntario43)*schoolrecord

The Titans lost a game by more than 20-29 points:
Dec. 30, 2019 - 21 pts. (Detroit Mercy 72, at #1 Gonzaga 93)

The Titans lost a game by more than 30-39 points:
Dec. 10, 2019 - 39 pts. (Detroit Mercy 71, at Notre Dame 110)

The Titans lost a game by more than 40-49 points:
Dec. 5, 2018 - 44 pts. (Detroit Mercy 57 at Toledo 101)

The Titans lost a game when scoring 80-89 points:
Mar. 2, 2018 (Green Bay 93, Detroit Mercy 81)

The Titans lost a game when scoring 90-99 points:
Feb. 24, 2018 (Detroit Mercy 97, vs. Green Bay 107)

The Titans lost a game when scoring 100+ points:
Jan. 25, 2016 (Detroit Mercy 108, Green Bay 115, ot)

The Titans played an overtime game:
Nov. 19, 2017 (Detroit Mercy 116, vs. Houston Baptist 109, OT)

The Titans played a double overtime game:

Nov. 26, 2016 (Detroit Mercy 81, Manhattan 84, 2OT)

The Titans played a triple overtime game:
Nov. 24, 2013 (Detroit Mercy 102, Stony Brook 104, 3OT)

INDIVIDUALS

A Titan player scored 25-29 points in a game:
Jan. 23, 2020, Antoine Davis (27) vs. IUPUI (W, 76-64)

A Titan player scored 30-34 points in a game:
Dec. 30, 2019, Antoine Davis (31) at #1 Gonzaga (L, 93-72)

A Titan player scored 35-39 points in a game:
Dec. 21, 2019, Antoine Davis (35) vs. SIUE (L, 81-55)

A Titan player scored 40-44 points in a game:
see below

A Titan player scored 45 or more points in a game:
Jan. 3, 2019, Antoine Davis (48) vs. Wright State (W, 79-58)

A Titan player netted 5-Straight 20+ points:

Dec. 10, Dec. 19, Dec. 21, Dec. 28, Dec. 30 2019, Antoine Davis (27) at Notre Dame, (26) vs. Northeastern, (35) vs. SIUE, (24) at Oakland, (31) at #1 Gonzaga

A Titan player netted 8-Straight 20+ points:

Feb. 14, 16, 23, 28, Mar. 2, 6, Nov. 10, 17, 2019, Antoine Davis (27) at Milwaukee, (22) at Green Bay, (20) at Oakland, (20) vs. IUPUI, (25) vs. UIC, (30) at NKU, (28) at NC State, (26) at Clemson

A Titan player netted 10-Straight 20+ points:

Willie Green 10-straight games from Jan. 25-Feb. 27, 2003

A Titan player netted 2-Straight 30+ points:

Nov. 25, 30, 2019, Antoine Davis (30) vs. Louisiana Lafayette (L, 81-62), (33) at Ohio (L, 91-81)

Two Titans Scored 20 or more points in a game:

Feb. 28, 2019, Josh McFolley (23), Antoine Davis (20), vs. IUPUI (W, 87-85)

Three Titans Scored 20 or more points in a game:

Mar. 7, 2003, Willie Green (36), Elijah Warren (22), Terrell Riggs (21) vs. Loyola (W, 98-84)

Two Titans Scored 30 or more points in a game:

Feb. 24, 2018, Josh McFolley (34), Roschon Prince (32) vs. Green Bay (L, 107-97)

An opponent scored 30-34 points in a game:

Jan. 12, 2019, DeAndre Abram (31), Milwaukee (W, 93-84)

An opponent scored 35-39 points in a game:

Nov. 28, 2018, Jaylin Walker (36), Kent State (L, 78-74)

An opponent scored 40+ points in a game:

Feb. 24, 1990, Negele Knight (42), Dayton (L, 88-82)

A Titan player had 7-9 assists in a game:

Jan. 18, 2020, Antoine Davis (7) at Green Bay (L, 83-80)

A Titan player had 10-13 assists in a game:

Nov. 25, 2017, Jermaine Jackson Jr. (13) vs. Siena Heights (W, 131-69)

A Titan player had 14-16 assists in a game:

Feb. 10, 2000, Rashad Phillips (14) at Butler (L, 68-62)

A Titan player had 10-12 rebounds in a game:

Jan. 23, 2020, Chris Brandon (12) vs. IUPUI (W, 76-64)

A Titan player had 13-15 rebounds in a game:

Jan. 18, 2020, Chris Brandon (15) at Green Bay (L, 83-80)

A Titan player had 16-19 rebounds in a game:

Jan. 9, 2020, Chris Brandon (16) at Cleveland St. (L, 64-59)

A Titan player had 20 + rebounds in a game:

Dec. 5, 1992, Greg Grant (20) vs. Toledo (W, 73-52)

A Titan player had 4-6 blocks in a game:

Jan. 23, 2020, Chris Brandon (6) vs. IUPUI (W, 76-64)

A Titan player had 7-9 blocks in a game:

Dec. 29, 2016, Jaleel Hogan (8) vs. NKU (L, 81-70)

A Titan player had 10+ blocks in a game:

Feb. 15, 1978, Terry Tyler (13) at WMU (W, 113-91)*schoolrecord

A Titan player had 4-6 steals in a game:

Jan. 16, 2020, Marquis Moore (5) at Milwaukee (W, 90-84)

A Titan player had 7-9 steals in a game:

Nov. 25, 2017, Jermaine Jackson Jr. (9) vs. Siena Heights (W, 131-69)

A Titan player had 10 + steals in a game:

Dec. 10, 1980, Jerry Davis (10) vs. John Carroll (W, 87-60)*schoolrecord

A Titan player made 10-14 field goals in a game:

Dec. 30, 2019, Antoine Davis (11-of-23) at #1 Gonzaga (L, 93-72)

A Titan player made 15+ field goals in a game:

Jan. 3, 2019, Antoine Davis (15-of-24) vs. Wright State (W, 79-58)

Two Titans made 10 + field goals in a game:

Dec. 22, 2003, James Thues (13-of-16), Jimmy Twyman (11-of-18) vs. Western Illinois (W, 95-61)

A Titan player attempted 20-24 field goals in a game:

Jan. 23, 2020, Antoine Davis (7-of-21) vs. IUPUI (W, 76-64)

A Titan player attempted 25-29 field goals in a game:

Dec. 3, 2019, Antoine Davis (7-of-25) at Kent State (L, 92-57)

A Titan player attempted 30 + field goals in a game:

Jan. 27, 2003, Willie Green (18-of-31) at UIC (W, 80-73)

THE LAST TIME.....

A Titan player had 5-6 three-point baskets in a game:
Jan. 23, 2020, Antoine Davis (5-of-14) vs. IUPUI (W, 76-64)

A Titan player had 7 three-point baskets in a game:
Dec. 21, 2019, Antoine Davis (7-of-13) vs. SIUE (L, 81-55)

A Titan player had 8 three-point baskets in a game:
see below

A Titan player had 9 three-point baskets in a game:
see below

A Titan player had 10+ three-point baskets in a game:
Jan. 3, 2019, Antoine Davis (10-of-15) vs. Wright State (W, 79-58) *Tied school record

A Titan player attempted 10-14 three-point baskets in a game:
Jan. 23, 2020, Antoine Davis (5-of-14) vs. IUPUI (W, 76-64)

A Titan player attempted 15+ three-point baskets in a game:
Dec. 7, 2019, Antoine Davis (4-of-15) vs. Eastern Mich. (L, 55-51)

A Titan player made 10-12 free throws in a game:
Dec. 28, 2019, Antoine Davis (12-of-12) at Oakland (L, 78-69)

A Titan player made 13-15 free throws in a game:
Jan. 31, 2019, Antoine Davis (15-of-17) vs. Cleveland State (W, 78-64)

A Titan player made 16-19 free throws in a game:
see below

A Titan player made 20+ free throws in a game:
Nov. 24, 2013, Evan Bruinsma (20-of-22) vs. Stony Brook *school record (L, 104-102, 3ot)

A Titan player attempted 10-13 free throws in a game:
Jan. 16, 2020, Marquis Moore (9-of-10) at Milwaukee (W, 90-84)

A Titan player attempted 14-16 free throws in a game:
see below

A Titan player attempted 17-20 free throws in a game:
Jan. 31, 2019, Antoine Davis (15-of-17) vs. Cleveland State (W, 78-64)

A Titan player attempted 21+ free throws in a game:
Nov. 24, 2013, Evan Bruinsma (20-of-22) vs. Stony Brook *tied school record (L, 104-102, 3ot)

Five Titans Were in Double-Figure Scoring:
see below

Six Titans Were in Double-Figure Scoring:
Feb. 28, 2019 vs. IUPUI (W, 87-85)

Seven Titans Were in Double-Figure Scoring:
Nov. 13, 2017 vs. UM-Dearborn (W, 105-82)

Every Titan That PLAYED Scored:
Dec. 14, 2019, 9 players vs. Toledo (L, 80-72)

A Titan Player Recorded a Double-Double:
Jan. 23, 2020, Chris Brandon (18 points, 12 rebounds)
vs. IUPUI (W, 76-64)

Two Titans Recorded a Double-Double:
Jan. 5, 2018, Kameron Chatman (13 points, 12 rebounds) Tariq Jones (15 points, 10 rebounds) vs. Wright State (L, 80-73)

A Titan Player Recorded a Triple-Double:
Dec. 27, 1977, Terry Tyler 20pts., 23rebs., 12blk. vs. Eastern Michigan (W, 109-71)

TEAM FIELD GOAL SHOOTING

Shot 50-55 percent:

Feb. 28, 2019 - 50.0% (30-of-60) vs. IUPUI (W, 87-85)

Shot 55-60 percent:

Nov. 25, 2017 - 59.3% (51-of-86) vs. Siena Heights (W, 131-69)

Shot 60-65 percent:

see below

Shot 65 percent or better:

Feb. 21, 2015 - 68.2% (30-of-44) at Youngstown St. (W, 83-70)

Shot between 20-30 percent:

Dec. 7, 2019 - 23.2% (13-of-56) vs. Eastern Mich. (L, 55-51)

Shot less than 20 percent:

n/a

Made 30-34 field goals:

Mar. 6, 2019 - (30-of-65) at NKU (L, 99-88)

Made 35-39 field goals:

Jan. 10, 2019 - (39-of-73) vs. Green Bay (W, 101-83)

Made 40+ field goals:

see below

Made 50+ field goals:

Nov. 25, 2017 - (51-of-86) vs. Siena Heights (W, 131-69)

Made less than 20 field goals:

Dec. 28, 2019 - (18-of-66) at Oakland (L, 78-69)

Made less than 15 field goals:

Dec. 7, 2019 - (13-of-56) vs. Eastern Mich. (L, 55-51)

Made 10 or less field goals:

Dec. 6, 2008 - (10-of-44) at Bowling Green (L, 58-38)

Attempted 65-69 field goals:

Jan. 23, 2020 - (28-of-66) vs. IUPUI (W, 76-64)

Attempted 70-74 field goals:

Jan. 10, 2019 - (39-of-73) vs. Green Bay (W, 101-83)

Attempted 75-79 field goals:

see below

Attempted 80-89 field goals:

Nov. 25, 2017 - (51-of-86) vs. Siena Heights (W, 131-69)

Attempted 90+ field goals:

Feb. 9, 1985 - (42-of-90) at Loyola (L, 127-100)

Held an Opponent Between 26-29 percent shooting:

Jan. 26, 2014 - 28.3% (13-of-46) at Green Bay (L, 62-52)

Held an Opponent Between 20-25 percent shooting:

Jan. 5, 2002 - 24.1% (14-of-58) at Loyola (L, 55-49)

Held an Opponent to Under 20 percent shooting:
n/a

Held an Opponent to 16-19 made field goals:

Jan. 3, 2020 - 19-of-57 vs. NKU (W, 66-58)

Held an Opponent to 12-15 made field goals:

Jan. 26, 2014 - 13-of-36 at Green Bay (L, 62-52)

Held an Opponent to 11 or less made field goals:

Jan. 4, 1999 - 11-of-45 at Green Bay (W, 43-37)

TEAM THREE-POINT SHOOTING

Shot 50 percent or better: (min. 5 attempts)

Nov. 24, 2018 - 15-of-30 (50.0%) at Eastern Michigan (W, 78-74)

Shot 60 percent or better:

Nov. 19, 2018 - 17-of-28 (60.7%) vs. Loyola (MD) (W, 91-63)

Shot 70 percent or better:

Feb. 25, 2010 - 10-of-14 (71.4%) at Cleveland State (W, 65-54)

Shot 80 percent or better:

Dec. 3, 2005 - 4-of-5 (80.0%) at vs. Western Michigan (W, 77-74 OT)

An Opponent Shot less than 20 percent:

Nov. 25, 2019, 4-of-24 (16.7%) vs. UC Irvine (W, 86-74)

Made 8-10, 3-point field goals:

Jan. 23, 2020 - (9-of-29) vs. IUPUI (W, 76-64)

Made 11-12, 3-point field goals:

Dec. 28, 2019 - (12-of-46) at Oakland (L, 78-69)

Made 13-14, 3-point field goals:

Dec. 21, 2019 - (13-of-27) vs. SIUE (L, 81-55)

Made 14-15, 3-point field goals:

Nov. 25, 2019 - (15-of-32) vs. UC Irvine (W, 86-74)

Made 16+, 3-point field goals:

Nov. 19, 2018 - (17-of-28) vs. Loyola (MD) (W, 91-63) *Tied school record

Made 2-5, 3-point field goals:

Jan. 3, 2020 - (4-of-15) vs. NKU (W, 66-58)

Did not make a 3-point field goal:

Mar. 6, 2016 - (0-of-11) vs. Wright State (L, 82-72)

An Opponent Made less than 5 3-point field goals:

Dec. 21, 2019 - (4-of-16) vs. SIUE (L, 81-55)

An Opponent Did not make a 3-point field goal:

Nov. 20, 2005 - (0-of-4) at Drake (L, 69-61)

THE LAST TIME.....

Attempted 20-24 3-point field goals:

Jan. 25, 2020 - (6-of-23) vs. UIC (W, 70-69)

Attempted 25-29 3-point field goals:

Jan. 23, 2020 - (9-of-29) vs. IUPUI (W, 76-64)

Attempted 30-32 3-point field goals:

see below

Attempted 33-35 3-point field goals:

Jan. 9, 2020 - (9-of-34) at Cleveland St. (L, 64-59)

Attempted 36+ 3-point field goals:

Dec. 28, 2019 - (12-of-46) at Oakland (L, 78-69)

*school record

TEAM FREE THROW SHOOTING**Shot 80 percent or better: (At Least 10 Attempted)**

see below

Shot 90 percent or better: (At Least 10 Attempted)

Jan. 25, 2020 - 14-of-15 (93.8%) vs. UIC (W, 70-69)

Shot 100 percent: (At Least 5 Attempted)

Dec. 6, 2007 - 5-of-5 (100%) vs. Butler (L, 53-46)

Made 20-24 free throws:

Jan. 18, 2020 (21-of-26) at Green Bay (L, 83-80)

Made 25-29 free throws:

Jan. 16, 2020 (28-of-31) at Milwaukee (W, 90-84)

Made 30-34 free throws:

Feb. 14, 2019 (31-of-38) at Milwaukee (W, 90-84)

Made 35+ free throws:

Nov. 24, 2013 (37-of-43) vs. Stony Brook (L, 104-102, 3OT)

Made 10 or less free throws:

Jan. 9, 2020 - 10-of-12 at Cleveland St. (L, 64-59)

Made 5 or less free throws:

Nov. 19, 2019 - 2-of-5 at Wyoming (L, 76-49)

Did not make a free throw:

n/a

An Opponent Made 30+ free throws:

Nov. 19, 2017 - 32-of-48 vs. Houston Baptist (W, 116-109, OT)

An Opponent Made 10 or less free throws:

Jan. 25, 2020 - 9-of-13 vs. UIC (W, 70-69)

An Opponent Made 5 or less free throws:

Jan. 23, 2020 - 2-of-7 vs. IUPUI (W, 76-64)

An Opponent did not make a free throw:

n/a

Attempted 30-34 free throws:

Jan. 16, 2020 - (28-of-31) at Milwaukee (W, 90-84)

Attempted 35-39 free throws:

Feb. 14, 2019 - (31-of-38) at Milwaukee (W, 90-84)

Attempted 40+ free throws:

Jan. 4, 2016 - (28-of-42) vs. Cleveland St. (W, 96-77)

Attempted 10 or fewer free throws:

Jan. 5, 2020, Antoine Davis - (6-of-10) vs. Wright State (L, 70-69)

Attempted 5 or fewer free throws:

Nov. 19, 2019 - (2-of-5) at Wyoming (L, 76-49)

An Opponent Attempted 30-34 free throws:

Jan. 10, 2019 (22-of-32) vs. Green Bay (W, 101-83)

An Opponent Attempted 35-39 free throws:

see below

An Opponent Attempted 40 + free throws:

Nov. 19, 2017 (32-of-48) vs. Houston Baptist (W, 116-109, OT)

An Opponent Attempted 10 or less free throws:

Jan. 23, 2020 - 2-of-7 vs. IUPUI (W, 76-64)

TEAM REBOUNDING**Had 50-54 rebounds:**

Jan. 2, 2016 - 53 vs. Youngstown State (W, 96-87)

Had 55-59 rebounds:

Nov. 28, 2010 - 55 vs. Niagara (W, 96-77)

Had 60 + rebounds:

n/a

TEAM ASSISTS**Had 15-17 assists:**

Jan. 3, 2020 - 16 vs. NKU (W, 66-58)

Had 18-19 assists:

Jan. 23, 2020 - 19 vs. IUPUI (W, 76-64)

Had 20-24 assists:

Feb. 24, 2018 - 20 vs. Green Bay (L, 107-97)

Had 25-29 assists:

see below

Had 30+ assists:

Nov. 25, 2017 - 36 vs. Siena Heights (W, 131-69)

TEAM BLOCKS**Had 5-7 blocks:**

see below

Had 8-9 blocks:

Jan. 23, 2020 - 9 vs. IUPUI (W, 76-64)

Had 8-9 blocks:

Dec. 29, 2016 - 10 vs. NKU (L, 81-70)

TEAM STEALS**Had 10-12 steals:**

Dec. 7, 2019 - 11 vs. Eastern Mich. (L, 55-51)

Had 13-14 steals:

see below

Had 15-19 steals:

see below

Had 20 + steals:

Nov. 25, 2017 - 25 vs. Siena Heights (W, 131-69) *school record

Did not record a steal:

Dec. 19, 2017 vs. ETSU (L, 81-73)

TEAM FORCED TURNOVERS**Forced 15-19 turnovers:**

Jan. 18, 2020 - 15 at Green Bay (L, 83-80)

Forced 20-24 turnovers:

Dec. 7, 2019 - 20 vs. Eastern Mich. (L, 55-51)

Forced 25-29 turnovers:

see below

Forced 30+ turnovers:

Nov. 25, 2017 - 36 vs. Siena Heights (W, 131-69)

RANKINGS**The Titans were nationally-ranked:**

1979 (20th in final UPI poll)

The Titans were nationally-ranked in top 15:

Dec. 20, 1977 (15th in AP poll)

The Titans were nationally-ranked in top 10:

Dec. 31, 1968 (8th in AP poll)

The Titans were nationally-ranked in top 5:

Dec. 13, 1960 (3rd in AP poll)

The Titans were receiving votes in nationally-ranked poll:

Dec. 22, 2003 (AP poll)

The Titans played a nationally-ranked team:

Dec. 30, 2019 at #1/1 Gonzaga (L, 93-72)

The Titans played a nationally-ranked team on the road:

Dec. 30, 2019 at #1/1 Gonzaga (L, 93-72)

The Titans played a nationally-ranked team at Home:

Dec. 13, 2014 vs. #11/12 Wichita State (L, 77-68)

The Titans played a top 10 nationally-ranked team:

Dec. 30, 2019 at #1/1 Gonzaga (L, 93-72)

The Titans played a top 5 nationally-ranked team:

Dec. 30, 2019 at #1/1 Gonzaga (L, 93-72)

The Titans defeated a nationally-ranked team:

Jan. 10, 2002 vs. #RV/24 Butler (W, 63-54)

The Titans defeated a nationally-ranked team at home:

Jan. 10, 2002 vs. #RV/24 Butler (W, 63-54)

The Titans defeated a top 10 team:

Feb. 28, 1985 vs. #4 Memphis (W, 71-66)

The Titans defeated a top 5 team:

Feb. 28, 1985 vs. #4 Memphis (W, 71-66)

2019-20 ROSTER

NUMERICAL ROSTER

No.	Name	Pos.	Ht.	Wt.	Yr.	Hometown/High School (Previous School)
0	Antoine Davis	G	6-1	160	So.	Birmingham, Ala. / Home school
1	Marquis Moore	G/F	6-6	200	So.	Los Angeles, Calif. / Woodstock Academy (CT)
2	Justin Miller	F	6-6	268	Sr.	Beaver Dam, Ky. / Owensboro (Louisiana Lafayette)
4	Dwayne Rose Jr.	G	6-4	195	Jr.	Crete, Ill. / Crete-Monee (Southwestern Illinois College)
5	Jordan Gorman	G	5-10	165	Jr.	Fort Wayne, Ind. / Nelson Snider (Wright State Lake Shore)
10	Boe Nguidjol	F	6-8	225	So.	Los Angeles, Calif. / Middlebrooks Academy
11	B.J. Maxwell	G	6-4	200	Gr.	Austin, Tex. / Home school (Abilene Christian)
12	Brad Calipari	G	6-0	179	Gr.	Franklin Lakes, N.J. / MacDuffie School (MA) (Kentucky)
13	Alonde LeGrand	F	6-7	205	So.	Harlem, N.Y. / Berkshire (MA) (State Fair CC)
14	Sam Hofman	F	6-5	260	Fr.	Brussels, Belgium / Stedelijk Lyceum Topsport
15	Jamail Pink	G	6-1	160	Fr.	Houston, Tex. / Clear Lake
21	Chris Brandon	F/G	6-7	215	So.	Houston, Tex./ Bellaire
41	Willy Isiani	F	6-8	230	So.	Tbilisi, Georgia / ASI Prep Academy (CA)

ALPHABETICAL ROSTER

No.	Name	Pos.	Ht.	Wt.	Yr.	Hometown/High School (Previous School)
21	Chris Brandon	F/G	6-7	215	So.	Houston, Tex./ Bellaire
12	Brad Calipari	G	6-0	179	Gr.	Franklin Lakes, N.J. / MacDuffie School (MA) (Kentucky)
0	Antoine Davis	G	6-1	160	So.	Birmingham, Ala. / Home school
5	Jordan Gorman	G	5-10	165	Jr.	Fort Wayne, Ind. / Nelson Snider (Wright State Lake Shore)
14	Sam Hofman	F	6-5	260	Fr.	Brussels, Belgium / Stedelijk Lyceum Topsport
41	Willy Isiani	F	6-8	230	So.	Tbilisi, Georgia / ASI Prep Academy (CA)
13	Alonde LeGrand	F	6-7	205	So.	Harlem, N.Y. / Berkshire (MA) (State Fair CC)
11	B.J. Maxwell	G	6-4	200	Gr.	Austin, Tex. / Home school (Abilene Christian)
2	Justin Miller	F	6-6	268	Sr.	Beaver Dam, Ky. / Owensboro (Louisiana Lafayette)
1	Marquis Moore	G/F	6-6	200	So.	Los Angeles, Calif. / Woodstock Academy (CT)
10	Boe Nguidjol	F	6-8	225	So.	Los Angeles, Calif. / Middlebrooks Academy
15	Jamail Pink	G	6-1	160	Fr.	Houston, Tex. / Clear Lake
4	Dwayne Rose Jr.	G	6-4	195	Jr.	Crete, Ill. / Crete-Monee (Southwestern Illinois College)

Head Coach: Mike Davis - 2nd Season (Thomas Edison College '00)

Assistant Coach: Tracy Dildy - 2nd Season (UIC '91)

Assistant Coach: Mike Davis Jr. - 2nd Season (UAB '10)

Assistant Coach: Keith LeGree - 2nd Season (Cincinnati '99)

Director of Basketball Operations: Tim Waller - 2nd Season (Western Michigan '79)

Special Assistant To The Head Coach: Angela James – 1st Season (University of the Pacific School of Dentistry '04)

Video Coordinator: Will Finch - 1st Season (Indiana '09)

Graduate Assistant: Darryl Jackson Jr. – 1st Season (Valparaiso '16)

Graduate Assistant: Anthony Maxwell – 1st Season (Central Washington '16)

PRONUNCIATION GUIDE

Call Us Detroit Mercy or Titans (no UDM, U-D, UD-Mercy, Detroit)

Antoine Davis – An-TWAN

Marquis Moore – Mar-keyss

Boe Nguidjol – Gid-Jewel

Willy Isiani – ISS – SEE – ON – E

Alonde LeGrand – Ah-Lawn-Day

Jamail Pink – Ja - MAIL

2019-20 MEDIA ROSTER



#0
Antonie Davis
So. - G - 6-1 - 160
Houston, Tex.



#1
Marquis Moore
So. - G/F - 6-6 - 200
Los Angeles, Calif.



#2
Justin Miller
Sr. - F - 6-6 - 268
Beaver Dam, Ky.



#4
Dwayne Rose Jr.
Jr. - G - 6-4 - 195
Crete, Ill.



#5
Jordan Gorman Jr.
Jr. - G - 5-10 - 165
Fort Wayne, Ind.



#10
Boe Nguidjol
So. - F - 6-8 - 225
Los Angeles, Calif.



#11
B.J. Maxwell
Gr. - G - 6-4 - 200
Austin, Tex.



#12
Brad Calipari
Gr. - G - 6-0 - 169
Franklin Lakes, N.J.



#13
Alonde LeGrand
So. - F - 6-7 - 205
Harlem, N.Y.



#14
Sam Hofman
Fr. - F - 6-5 - 260
Brussels, Belgium



#15
Jamail Pink
Fr. - G - 6-1 - 160
Houston, Tex.



#21
Chris Brandon
So. - F - 6-7 - 215
Houston, Tex.



#41
Willy Isiani
So. - F - 6-8 - 230
Tbilisi, Georgia



Head Coach
Mike Davis
2nd Season
Alabama '83



Assistant Coach
Mike Davis Jr.
2nd Season
UAB '10



Assistant Coach
Tracy Dildy
2nd Season
UIC '91



Assistant Coach
Keith LeGree
2nd Season
Cincinnati '99



Dir. Of
Basketball Ops.
Tim Waller
2nd Season
Western Michigan '79



Special Asst. to
the Head Coach
Angela James
1st Season
Pacific '04



Video
Coordinator
Will Finch
2nd Season
Indiana '07

HEAD COACH MIKE DAVIS

Mike Davis enters his second season as the Titan head coach, guiding the team to a tie for sixth in the Horizon League in 2018-19.

Detroit Mercy was picked to finish last in the league in the preseason poll, but Detroit Mercy notched 11 wins on the year and seven in conference play to qualify for the postseason. Led by star guard and son Antoine Davis, the Horizon League Freshman of the Year and First Team All-League, Detroit Mercy won the Gotprint.Com Legends Classic Subregional Championship game, presented by Old Trapper, with wins over Loyola Maryland and Bowling Green and had wins against conference co-champion Wright State and CollegeInsider.com Invitational Tournament finalist Green Bay.

Davis was named the 22nd head coach in program history on June 13, 2018, as he looks to take the program back to championship

heights.

"After an extensive search that included multiple high-quality candidates, we are pleased to have Mike Davis join us as our new men's basketball head coach," said Detroit Mercy Director of Athletics Robert C. Vowels, Jr. "Mike has achieved great success as a coach and leader of young men, and as an individual, he reflects the values upon which our University is built. I am confident he will help return Titan basketball to a championship level."

"I think coach Davis is a great hire. He is an experienced coach who has coached and won on every level. His veteran experience is going to be a big boost to the University. He is a coach with a wealth of knowledge and he will do a great job there." - Dick Vitale, former Titan head coach and current ESPN personality

Davis came to Detroit Mercy from Texas Southern University, where he spent six seasons building the Tigers into a perennial power in the Southwestern Athletic Conference (SWAC) with five postseason tournament appearances, including four NCAA Tournaments. For his efforts, he was named the SWAC Coach of the Year on three occasions. Texas Southern also had a team GPA of 3.0 and had four consecutive semesters of a perfect 1000 APR score.

A high school basketball star in the state of Alabama, Davis played collegiately at the University of Alabama before embarking on a professional career. His coaching resume includes more than 20 years of experience. This includes 18 years of head coaching experience, building a 352-241 record with 14 postseason trips, nine appearances in the NCAA Tournament and guiding Indiana to a national championship runner-up effort in 2002. His squads have recorded at least 20 wins nine times, while posting a winning record in 14 of his 18 campaigns.

In his six seasons at Texas Southern, he posted a 115-89 (.564) record, including an 88-20 mark in conference play. His teams won four regular-season titles and four conference tournament championships advancing to four NCAA Tournaments. In his final season at the helm of TSU, the Tigers won their first-ever NCAA Tournament game defeating North Carolina Central in the First Four.

Under his leadership, five Tigers were named the SWAC Player of the Year, a feat which had never occurred in the league and was the fourth-longest streak in the history of the NCAA. In addition, 11 earned All-League honors, three were tabbed the Defensive Players of the Year, two were selected the Newcomer of the Year and one was picked the Freshmen of the Year.

He started his collegiate head-coaching career at Indiana University from 2000-06 after serving as an assistant coach for three seasons under legendary head coach and Hall-Of-Famer Bobby Knight.

At IU, he compiled a 115-79 record, 55-41 in the Big Ten, and led the Hoosiers to five postseason tournaments, including a run to the NCAA Championship game in 2002. Davis' teams played some of their best basketball during the postseason tallying a 21-12 record in the month of March and a 7-4 NCAA Tournament mark.

He was named the 25th head coach in Indiana history on Sept. 12, 2000, succeeding Knight, and had the most successful first season of any of his 24 predecessors going 21-13 and finishing fourth in the Big Ten at 10-6. His 21 wins were four more than any other first-year IU head coach. He was also the first coach in Indiana history to open his tenure with three straight 20-plus win seasons and three consecutive NCAA Tournament appearances as he directed the Hoosiers to a share of the 2002 Big Ten championship and an appearance in the 2002 national championship game, while also defeating 22 nationally-ranked opponents.



13 POSTSEASON APPEARANCES

EIGHT POSTSEASON WINS

In his second season, the Hoosiers were 25-12 and 11-5 in the Big Ten to share the regular season title. As the No. 5 seed in the South Regional of the NCAA Tournament, IU downed Utah (75-56) and UNC-Wilmington (76-67) to advance to the Sweet 16. The Hoosiers then ousted top-seeded Duke (74-73) and Kent State (81-69) to move into the Final Four.

In the national semifinal, Indiana overcame a halftime deficit to move past the West Regional's No. 2 seed Oklahoma, 73-64, before falling to the East Regional's No. 1 seed Maryland, 64-52, in the title contest.

Prior to being named head coach Davis had already contributed significantly to the Indiana program. He spent the previous three seasons as an assistant coach with the Hoosiers. His successful recruitment of several of the country's top prep players earned him national recognition at Indiana.

In addition to his recruiting success, he was instrumental in the development of several players including A.J. Guyton, the Big Ten's Most Valuable Player in 2000, Kirk Haston, a first-round NBA selection in 2001, and 2002 Big Ten MVP and consensus second-team All-American Jared Jeffries, who was the 11th overall pick of the 2002 NBA Draft by the Washington Wizards.

In Davis' three seasons as an IU assistant, the Hoosiers compiled a 63-32 overall record and advanced to the NCAA Tournament all three seasons.

After Indiana, Davis was named the head coach at the University of Alabama-Birmingham (UAB), where he led the Blazers to a 122-72 (.629) overall record with a 62-34 mark in Conference USA during his six years (2006-12). Davis also led his teams to success off the court and in the classroom as the team had four consecutive semesters of a perfect 1000 APR score.

Davis had a highly successful season at UAB in 2010-11 leading the Blazers to the program's first-ever Conference USA regular season title. In doing so, he was named the 2011 Conference USA Coach of the Year, while also earning NABC All-District Coach of the Year accolades.

In 2010-11, Davis also guided the Blazers to an NCAA Tournament at-large berth with a record of 22-9 and a 12-4 mark in league play. UAB earned at least 20 victories in the regular season in four-straight years during Davis' tenure (2007-2012), marking the first time that feat had been achieved in program history. The Blazers also won at least 11 conference games in each of those seasons.

Under Davis, the program clinched four consecutive postseason berths (three NITs and one NCAA Tournament). Davis subsequently etched his name in the record books as he became only the second coach in UAB history to reach 90 wins in a four-year span. The only other coach in program history to accomplish the feat was Hall of Famer Gene Bartow, who reached the pinnacle with a school-record 94 victories from 1983-87.

"Our vision in the Horizon League is to be a nationally recognized NCAA Division I conference that develops student-athletes to their fullest potential," said Jon LeCrone, Horizon League Commissioner. "Mike is a proven winner and brings the knowledge, skill and values that our League embraces."

He started coaching at Miles College as an assistant in 1989-90 and then moved to Venezuela to work with the country's national and professional teams. He arrived back in the states to coach in the Continental Basketball Association (CBA) with the Wichita Falls franchise that eventually relocated to Chicago. Davis moved with the team not only as an assistant coach, but also as a player. Despite not playing professional basketball for five years, Davis averaged 8.3 points, 3.3 rebounds and 2.6 assists per contest in 1994-95.

Davis was then an assistant coach at his alma mater from 1995-97 under David Hobbs at Alabama before taking the assistant coaching job at Indiana.

Davis spent his collegiate-playing career with the Tide after earning the state's Mr. Basketball honor and All-America status in 1979. He was a standout for four seasons at Alabama and finished his career in the Top 25 on the Crimson Tide's all-time scoring list with 1,211 points. In his first season, he played for the legendary C.M. Newton and then spent his final three years playing under another coaching legend, Wimp Sanderson.

Davis averaged 10.1 points per game for his collegiate career and ranks third all-time on the school's steals list with 165. During his four seasons at Alabama, the Crimson Tide posted an 80-42 record and advanced to two NIT and two NCAA Tournaments.

Davis is married to Tamilya Davis and the couple has one son, Antoine, the 2019 HL Freshman of the Year. Davis is also the father of current assistant coach Mike Davis, Jr., who was a member of the Indiana and UAB men's basketball team that he coached and was an assistant with him at Texas Southern, and he also has one daughter, Lateesha.

THE MIKE DAVIS FILE

Born: September 15, 1960**Hometown:** Fayette, Alabama**High School:** Fayette County**Accolades:** Mr. Basketball High School honor in 1979**College:** Alabama (played 1979-83), graduate of Thomas Edison College '00**Accolades:** 10.1 ppg. 165 steals ranks third all-time at the school. Won the team's Hustle Award all four seasons**Family:** Married, wife Tamilya, children (3): Mike Davis Jr., Antoine, Lateesha**Career Resume**

Years	School	Position
1989-1990	Miles College	Assistant Coach
1990-1994	Wichita Falls Texans (CBA)	Assistant Coach
1994-1995	Chicago (CBA)	Assistant Coach
1995-1997	Alabama	Assistant Coach
1997-2000	Indiana	Assistant Coach
2000-2006	Indiana	Head Coach
2006-2012	UAB	Head Coach
2012-2018	Texas Southern	Head Coach

Career Breakdown As A Head Coach**Indiana (Big Ten Conference) (2000-2006)**

Year	School	Overall	Conf.	Finish	Postseason
2000-01	Indiana	21-13	10-6	4th	NCAA Round of 64
2001-02	Indiana	25-12	11-5	T-1st	NCAA Runner-Up
2002-03	Indiana	21-13	8-8	6th	NCAA Round of 32
2003-04	Indiana	14-15	7-9	T-9th	n/a
2004-05	Indiana	15-14	10-6	T-4th	NIT First Round
2005-06	Indiana	19-12	9-7	T-4th	NCAA Round of 32

Indiana: 115-79 (.593) / 55-41 (.573)**UAB (Conference USA) (2006-2012)**

2006-07	UAB	15-16	7-9	T-8th	n/a
2007-08	UAB	23-11	12-4	2nd	NIT Second Round
2008-09	UAB	22-11	11-5	3rd	NIT First Round
2009-10	UAB	25-9	11-5	T-3rd	NIT Quarterfinals
2010-11	UAB	22-9	12-4	1st	NCAA First Four (C-USA Coach of the Year)
2011-12	UAB	15-16	9-7	T-5th	

UAB: 122-73 (.626) / 62-34 (.646)**Texas Southern (Southwestern Athletic Conference) (2012-18)**


2012-13	Texas Southern	17-14	16-2	1st	n/a (SWAC Coach of the Year)
2013-14	Texas Southern	19-15	12-6	T-2nd	NCAA First Four
2014-15	Texas Southern	22-13	16-2	1st	NCAA Round of 64 (SWAC Coach of the Year)
2015-16	Texas Southern	18-15	16-2	1st	NIT First Round (SWAC Coach of the Year)
2016-17	Texas Southern	23-12	16-2	1st	NCAA Round of 64
2017-18	Texas Southern	16-20	12-6	T-2nd	NCAA Round of 64

Totals 115-89 (.564) / 88-20 (.815)**Detroit Mercy (Horizon League)**

2018-19	Detroit Mercy	11-20	8-10	T-6th	n/a
2019-20	Detroit Mercy	6-16	4-5		

Total: 369-277 (.584)

13 POSTSEASON APPEARANCES



#0
ANTOINE DAVIS
Guard
So. * 6-1 * 160
Birmingham, Ala.

CAREER HIGHLIGHTS:

- * First Team All-Horizon League (2018-19)
- * Horizon League Freshman of the Year (2018-19)
- * USBWA Wayman Tisdale Award for National Freshman Player of the Year finalist (2018-19)
- * Collegeinsider.com Kyle Macy Award Finalist
- * Lou Henson All-America Team (2018-19)
- * USBWA All-District V (2018-19)
- * NABC All-District Second Team (2018-19)
- * Horizon League Preseason Player of the Year (2019-20)
- * John Wooden Award Nominee (2019-20)
- * Lute Olson Award Nominee (2019-20)
- * Jerry West Award Nominee (2019-20)

2019-20

- * Posted a game-high 27 points with 5 assists and tied his career-high with 7 rebounds against IUPUI
- * Netted a game-high 29 points hitting six 3-pointers with 5 assists and 4 rebounds at Milwaukee
- * Scored a game-high 31 points (11-23 FG) at #1 Gonzaga
- * Had 24 points with 6 assists and 3 steals at Oakland
- * Posted a game and season-high 35 points hitting seven 3-pointers with 3 assists and 2 steals against SIUE
- * Scored a team-high 27 points at Notre Dame, crossing the 1,000-point plateau with a pair of free throws to become the fastest Titan to ever reach 1,000 points (39th game)
- * Game-high 33 points and tied his career best handing out 8 assists at Ohio
- * Recorded 30 points (12-12 FT) against Louisiana
- * Scored 23 points and handed out 6 assists and 3 steals against UC Irvine
- * Posted 26 points with 6 assists and 4 steals at Clemson
- * Had 28 points, 6 rebounds, 4 assists and 2 steals at NC St.

2018-19

- * Ended his rookie season third in the nation and leading the Horizon League in offense at 26.1 points per game, just the fifth Titan to lead the league in scoring and the first freshman in conference history to accomplish that feat
- * Connected on a NCAA freshman record 132, 3-pointers, breaking the mark held by Stephen Curry
- * The 132 triples were also second in school history and the fifth most in the Horizon League record book
- * Was also top 10 in the country in 3-pointers per game (4.40-second), total 3-pointers (132-fifth), field goals (263-12th) and total points (784-10th), all Horizon League highs
- * His 784 points on the year was second in school history, one away from the school record, a HL freshman record and the fourth-most in league history
- * He recorded 23, 20-point games, nine 30+ point outings

EIGHT POSTSEASON WINS

and a pair of 40-point explosions, including a Titan and HL freshman record 48 points against Wright State, the second most in school history and one away from the school record, and the sixth most in HL play, tying a school mark with 10 triples

- * Started his career with eight-straight 20-point games, the first Titan to have eight-straight games with 20 points or more since Willie Green in 2002-03, along with 30-point performances in his first two games and a Titan freshman record 42 in his fourth contest against Loyola Maryland
- * Had a collegiate debut to remember as he netted a team-high 32 points at Western Michigan, going 12-of-26 from the field with six 3-pointers, the most points ever by a Titan true freshman in his debut game

HIGH SCHOOL:

- * A 3-star recruit by ESPN and Rivals
- * As a senior with the Homeschool Christian Youth Association in Houston, he led his team with 23.0 ppg.
- * Played AAU on the Nike EYBL Summer Circuit with Houston Hoops in 2017 and averaged 13.3 points, 2.3 rebounds and 1.0 steals per game

PERSONAL:

- * Son of Tamilya and head coach Mike Davis
- * Has an older brother and younger sister
- * His older brother, Mike Davis Jr., is an assistant coach with the men's basketball team
- * A walk-on, he originally committed to Houston

SEASON HIGHS

Points: 35 vs. SIUE - 12/21/19
 Rebounds: 7 (2x) last vs. IUPUI - 1/23/20
 Assists: 8 at Ohio - 11/30/19
 Steals: 4 at Clemson - 11/17/19
 Blocks: 1 (2x) last at Gonzaga - 12/30/19
 Turnovers: 10 at Clemson - 11/17/19
 Field Goal Attempts: 26 at Ohio - 11/30/19
 Field Goal Made: 12 (2x) last at Notre Dame - 12/10/19
 3-Point Field Goal Attempts: 15 (2x) last vs. Eastern Mich. - 12/7/19
 3-Point Field Goal Made: 7 vs. SIUE - 12/21/19
 Free Throw Attempts: 12 (3x) last at Oakland - 12/28/19
 Free Throws Made: 12 (3x) last at Oakland - 12/28/19
 Minutes: 40 (2x) last vs. NKU - 1/3/20

CAREER HIGHS

Points: 48 vs. Wright State - 1/3/19
 Rebounds: 7 (3x) last vs. IUPUI - 1/23/20
 Assists: 8 (2x) last at Ohio - 11/30/19
 Steals: 4 at Clemson - 11/17/19
 Blocks: 1 (2x) last at Gonzaga - 12/30/19
 Turnovers: 10 at Clemson - 11/17/19
 Field Goal Attempts: 29 at NKU - 3/6/19
 Field Goal Made: 15 vs. Wright State - 1/3/19
 3-Point Field Goal Attempts: 18 at Green Bay - 2/16/19
 3-Point Field Goal Made: 10 (2x), last vs. Wright State - 1/3/19
 Free Throw Attempts: 17 vs. Cleveland State - 1/31/19
 Free Throws Made: 15 vs. Cleveland State - 1/31/19
 Minutes: 40 (7x), last at Oakland - 12/28/19

DAVIS' CAREER STATS

HORIZON LEAGUE			Total		3-Point		F-Throws		Rebounds											Scoring	
Season	gp-gs	min/avg	fg-fga	pct	fg-fga	pct	ft-fga	pct	off	def	tot	avg	pf	fo	ast	to	blk	stl	pts	avg	
2018-19	17-17	636/37.4	143-350	.409	68-188	.362	88-103	.854	12	32	44	2.6	39	0	60	60	0	16	442	26.0	
2019-20	9-9	332/36.9	53-172	.308	31-95	.326	43-45	.956	1	31	32	3.6	27	1	44	37	0	12	180	20.0	
TOTAL	26-26	968/37.2	196-522	.375	99-283	.350	131-148	.885	13	63	76	2.9	66	1	104	97	0	28	622	23.9	
CAREER			Total		3-Point		F-Throws		Rebounds											Scoring	
Season	gp-gs	min/avg	fg-fga	pct	fg-fga	pct	ft-fga	pct	off	def	tot	avg	pf	fo	ast	to	blk	stl	pts	avg	
2018-19	30-30	1121/37.4	263-657	.400	132-347	.380	126-147	.857	22	72	94	3.1	70	0	107	99	0	28	784	26.1	
2019-20	21-21	763/36.3	153-434	.353	71-226	.314	112-120	.933	5	66	71	3.4	52	1	93	97	2	36	489	23.3	
TOTAL	51-51	1884/36.9	416-1091	.381	203-573	.354	238-267	.891	27	138	165	3.2	122	1	200	196	2	64	1273	25.0	

3 HL CHAMPIONSHIPS



#1

MARQUIS MOORE

Guard/Forward

So. * 6-6 * 200

Los Angeles, Calif.

Woodstock Acad. (CT)

2019-20

- * Posted 16 points with 7 rebounds and 2 assists vs. UIC
- * Recorded 8 points, 4 rebounds and a season-high 4 assists against IUPUI
- * Had 13 points, 6 rebounds and 2 steals at Green Bay
- * Posted a career-best 18 points with 9 rebounds and a career-high 5 steals at Milwaukee
- * Tallied 15 points hitting three 3-pointers with 6 rebounds and 3 assists at Youngstown State
- * Reached his career high again with 12 points to go with 8 rebounds and played a career-best 39 minutes vs. NKU
- * Once again tied his career and season high with 12 points at Oakland
- * Tied his career high again with 12 points hitting all four of his 3-pointers with 4 rebounds against SIUE
- * Posted a double-double by tying his career high with 12 points and pulling down a team-high 10 boards vs. EMU
- * Had 4 points, 4 rebounds and 3 assists vs. UC Irvine
- * Scored 8 points and grabbed 9 boards at Wyoming
- * Started the year with 4 points and 4 boards at NC State

2018-19

- * Played in 20 games with seven starts and averaged 3.4 points and 4.2 rebounds
- * Grabbed at least five rebounds in eight games, including two in double figures with a season-best 11 rebounds at Milwaukee and 10 against IUPUI
- * Began the year 2-of-16 from three, but then hit 6-of-11 in his last three games
- * Had five games with at least two steals, including a season-high three takeaways against Cleveland State
- * Started in his collegiate debut at Western Michigan and had a rebounds
- * Had 6 rebounds and scored his first points at Akron
- * Posted four rebounds, two assists and two steals against Green Bay
- * Tallied a season-high 11 points and four assists along with grabbing five rebounds and registering a block against Oakland
- * Pulled down seven rebounds at IUPUI and against Youngstown State
- * Recorded seven points, seven rebounds and a season-high five assists at Oakland
- * Tallied his first collegiate double-double with 10 points and 10 rebounds against IUPUI
- * Scored season-high 12 points (4-5 FG) and grabbed eight rebounds with two steals at NKU in the Horizon League Championship quarterfinals

22 PLAYERS DRAFTED BY NBA/ABA

HIGH SCHOOL:

- * Played for Woodstock Academy in Connecticut as a senior on a team that saw nine players earn Division I scholarships
- * Helped the Centaurs to 35 wins, a Power 5 Conference AAA title and a trip to the national prep championship semifinals
- * Averaged 9.6 points and 4.0 rebounds per game
- * Helped Westchester High School to a city championship
- * Played AAU with Earl Watson and I-Can All-Stars

PERSONAL:

- * Son of Regina Winn and Wallace Moore
- * Chose Detroit Mercy because of coach Davis
- * Majoring in Business

SEASON HIGHS

Points: 18 at Milwaukee - 1/16/20
 Rebounds: 10 vs. Eastern Mich. - 12/7/19
 Assists: 4 vs. IUPUI - 1/23/20
 Steals: 5 at Milwaukee - 1/16/20
 Blocks: 1 vs. NKU - 1/3/20
 Turnovers: 3 (4x) last at Green Bay - 1/18/20
 Field Goal Attempts: 11 (2x) last vs. UIC - 1/25/20
 Field Goal Made: 5 vs. NKU - 1/3/20
 3-Point Field Goal Attempts: 6 (3x) last vs. UIC - 1/25/20
 3-Point Field Goal Made: 4 vs. SIUE - 12/21/19
 Free Throw Attempts: 10 at Milwaukee - 1/16/20
 Free Throws Made: 9 at Milwaukee - 1/16/20
 Minutes: 40 at Milwaukee - 1/16/20

CAREER HIGHS

Points: 18 at Milwaukee - 1/16/20
 Rebounds: 11 at Milwaukee - 2/14/19
 Assists: 5 at Oakland - 2/23/19
 Steals: 5 at Milwaukee - 1/16/20
 Blocks: 1 (4x) last vs. NKU - 1/3/20
 Turnovers: 3 (5x) last at Green Bay - 1/18/20
 Field Goal Attempts: 11 (2x) last vs. UIC - 1/25/20
 Field Goal Made: 5 vs. NKU - 1/3/20
 3-Point Field Goal Attempts: 6 (3x) last vs. UIC - 1/25/20
 3-Point Field Goal Made: 4 vs. SIUE - 12/21/19
 Free Throw Attempts: 10 at Milwaukee - 1/16/20
 Free Throws Made: 9 at Milwaukee - 1/16/20
 Minutes: 40 at Milwaukee - 1/16/20

MOORE'S CAREER STATS

HORIZON LEAGUE			Total		3-Point		F-Throws		Rebounds											Scoring	
Season	gp-gs	min/avg	fg-fga	pct	fg-fga	pct	ft-fa	pct	off	def	tot	avg	pf	fo	ast	to	blk	stl	pts	avg	
2018-19	13-4	281/21.6	14-40	.350	5-17	.294	17-22	.773	22	43	65	5.0	22	0	16	8	2	14	50	3.8	
2019-20	9-9	314/34.9	30-78	.385	10-39	.256	35-40	.875	16	37	53	5.9	20	0	14	16	3	9	105	11.7	
TOTAL	22-13	595/27.0	44-118	.373	15-56	.268	52-62	.839	38	80	118	5.4	42	0	30	24	5	23	155	7.0	
CAREER			Total		3-Point		F-Throws		Rebounds											Scoring	
Season	gp-gs	min/avg	fg-fga	pct	fg-fga	pct	ft-fa	pct	off	def	tot	avg	pf	fo	ast	to	blk	stl	pts	avg	
2018-19	20-7	388/19.4	19-56	.339	8-27	.296	22-29	.759	30	54	84	4.2	30	0	16	10	3	17	68	3.4	
2019-20	22-21	659/30.0	50-127	.394	23-66	.348	50-59	.847	21	80	101	4.6	50	0	23	32	3	16	173	7.9	
TOTAL	42-28	1047/24.9	69-183	.377	31-93	.333	72-88	.818	51	134	185	4.4	80	0	39	42	6	33	241	5.7	

13 POSTSEASON APPEARANCES



#2 JUSTIN MILLER Forward Sr. * 6-6 * 268 Beaver Dam, Ky. Owensboro

2019-20

- * Had 16 points and 6 rebounds at Youngstown State
- * In double figures again with 14 points, 7 rebounds and a season-high 3 steals at Cleveland State
- * Posted his first Titan double-double with 14 points and 12 rebounds against Wright State
- * Tallied a season-high 18 points to go with 6 rebounds, 5 assists and 2 steals against NKU
- * Posted 17 points with 5 rebounds and 3 assists at Gonzaga, scoring his 1,000th point in the game
- * Had 12 points and 4 rebounds against SIUE
- * Finished with 13 points and 6 rebounds against Northeastern
- * Netted 11 points and a team-high 6 rebounds at Notre Dame
- * Had 6 points and 9 boards against Eastern Michigan
- * Recorded 6 points and 9 rebounds at Kent State
- * Had 12 points, 5 rebounds and 2 assists at Ohio
- * Tallied 14 points against UC Irvine
- * Posted a double-double with 13 points and 13 rebounds at Clemson
- * Scored 9 points with 3 rebounds in 15 minutes at NC State

AT LOUISIANA LAFAYETTE:

- * Played three seasons for Louisiana Lafayette seeing action in 97 games with 59 starts and averaging 9.1 points, 5.4 rebounds and 1.4 assists, shooting 44.9 percent
- * Averaged 11.1 points as a freshman starting 31 of 33 games and tallied 9.0 points, 7.4 rebounds and 1.7 assists in 2018-19, second on the team in rebounding and assists
- * Posted five double-doubles as a junior and also scored a career-high 22 points on the road at Kansas

HIGH SCHOOL:

- * Averaged 10.4 points and a team-high 9.5 rebounds at 22 Feet Academy in South Carolina
- * Helped Owensboro High School to the 2015 Kentucky State Championship and was named the MVP of the state tournament after posting 16.5 points, 8.7 rebounds while shooting 65 percent from the floor

EIGHT POSTSEASON WINS

PERSONAL:

- * Son of Cindy Miller and Martell Wimsah
- * Has two sisters
- * Lists his mother as his biggest influence
- * Majoring in Social Work

SEASON HIGHS

Points: 18 vs. NKU - 1/3/20
Rebounds: 13 at Clemson - 11/17/19
Assists: 5 (2x) last vs. IUPUI - 1/23/20
Steals: 3 at Cleveland State - 1/9/20
Blocks: 1 (3x) last vs. Wright State - 1/5/20
Turnovers: 4 (2x) last at Milwaukee - 1/16/20
Field Goal Attempts: 14 (3x) last vs. NKU - 1/3/20
Field Goal Made: 7 vs. NKU - 1/3/20
3-Point Field Goal Attempts: 5 vs. Toledo - 12/14/19
3-Point Field Goal Made: .. 2 (2x) last vs. Toledo - 12/14/19
Free Throw Attempts: 8 at Youngstown State - 1/11/20
Free Throws Made: .. 6 (4x) last at Cleveland State - 1/9/20
Minutes: 34 at Gonzaga - 12/30/19


CAREER HIGHS

Points: 22 at Kansas - 11/16/18
Rebounds: 15 at Arkansas State - 3/9/19
Assists: 7 vs. Arkansas-Little Rock - 1/28/17
Steals: 3 (4x) last at Cleveland State - 1/9/20
Blocks: 2 at Texas State - 1/20/18
Turnovers: 5 at Appalachian State - 1/31/19
Field Goal Attempts: 16 at Kansas - 11/16/18
Field Goal Made: 9 vs. Nicholls State - 12/1/16
3-Point Field Goal Attempts: 12 at Kansas - 11/16/18
3-Point Field Goal Made: 4 (4x) last at Kansas - 11/16/18
Free Throw Attempts: 12 vs. Nicholls State - 12/1/16
Free Throws Made: 9 at Montana State - 11/14/16
Minutes: 39 vs. Texas State - 3/2/17

MILLER'S CAREER STATS

HORIZON LEAGUE			Total		3-Point		F-Throws		Rebounds											Scoring	
Season	gp-gs	min/avg	fg-fga	pct	fg-fga	pct	ft-fa	pct	off	def	tot	avg	pf	fo	ast	to	blk	stl	pts	avg	
2019-20	9-3	199/22.1	33-79	.418	1-9	.111	28-39	.718	19	31	50	5.6	22	0	20	22	1	5	95	10.6	
TOTAL	9-3	199/22.1	33-79	.418	1-9	.111	28-39	.718	19	31	50	5.6	22	0	20	22	1	5	95	10.6	
CAREER			Total		3-Point		F-Throws		Rebounds											Scoring	
Season	gp-gs	min/avg	fg-fga	pct	fg-fga	pct	ft-fa	pct	off	def	tot	avg	pf	fo	ast	to	blk	stl	pts	avg	
2016-17*	33-31	790/23.9	128-265	.483	25-69	.362	84-121	.694	60	110	170	5.2	97	3	43	65	7	13	365	11.1	
2017-18*	32-2	438/13.7	77-183	.421	15-56	.268	57-72	.792	45	73	118	3.7	68	0	37	36	4	13	226	7.1	
2018-19*	32-26	808/25.3	102-236	.432	20-70	.286	64-93	.688	84	153	237	7.4	122	7	55	62	7	20	288	9.0	
2019-20	22-7	465/21.1	71-206	.345	7-38	.184	72-89	.809	44	79	123	5.6	52	0	32	41	3	11	221	10.0	
TOTAL	22-7	465/21.1	71-206	.345	7-38	.184	72-89	.809	44	79	123	5.6	52	0	32	41	3	11	221	10.0	
All*	119-66	2501/21.0	378-890	.425	67-233	.288	277-375	.739	233	415	648	5.4	339	10	167	204	21	57	1100	9.2	

3 HL CHAMPIONSHIPS



#4
DWAYNE ROSE JR.
Guard
Jr. * 6-4 * 195
Crete, Ill.
Crete-Monee

2019-20

- * Registered 13 points at Green Bay
- * Recorded a career-high 16 points, 5 rebounds and 2 steals at Milwaukee
- * Netted 8 points with 4 rebounds against Wright State
- * Posted 7 points with 3 assists against NKU
- * Had 10 points and 2 assists against Toledo
- * Tallied 8 points with 4 rebounds, a steal and a block vs. Louisiana
- * Scored 6 points against UC Irvine
- * Recorded 5 points and 4 rebounds at NC State

PRIOR TO DETROIT MERCY:

- * Saw action in 26 games in 2018-19 with seven starts and averaged 7.6 points, 2.9 rebounds and 1.5 assists per game as a sophomore at Southwestern Illinois College
- * Shot 55.7 percent from the field, scoring in double figures on 10 occasions, including a season-high 18 versus Lake Land College
- * Played in 14 games off the bench at Toledo as a freshman in 2017-18
- * Scored a season-high seven points at Kansas

HIGH SCHOOL:

- * Tallied 20.0 points, 4.8 rebounds, 3.4 assists and 2.2 steals as a senior Earned IBCA Third-Team 3A/4A All-State honors as a senior
- * Was among the City/Suburban Hoops Report's top 25 prospects in 2016-17

22 PLAYERS DRAFTED BY NBA/ABA

PERSONAL:

- * Son of Latasha and Dwayne Rose
- * Has a younger brother
- * The nephew of current Detroit Pistons guard and 2011 NBA MVP Derrick Rose
- * A Business major

SEASON HIGHS

Points: 16 at Milwaukee - 1/16/20
 Rebounds: 5 at Milwaukee - 1/16/20
 Assists: 3 vs. NKU - 1/3/20
 Steals: 2 at Milwaukee - 1/16/20
 Blocks: 1 (2x) last vs. Louisiana - 11/25/19
 Turnovers: 3 (4x) last at Green Bay - 1/18/20
 Field Goal Attempts: 11 vs. Toledo - 12/14/19
 Field Goal Made: 4 (4x) last at Green Bay - 1/18/20
 3-Point Field Goal Attempts: 2 (3x) last vs. NKU - 1/3/20
 3-Point Field Goal Made: 1 (5x) last at Green Bay - 1/18/20
 Free Throw Attempts: 8 at Milwaukee - 1/16/20
 Free Throws Made: 7 at Milwaukee - 1/16/20
 Minutes: 28 vs. NKU - 1/3/20

CAREER HIGHS

Points: 16 at Milwaukee - 1/16/20
 Rebounds: 5 at Milwaukee - 1/16/20
 Assists: 3 vs. NKU - 1/3/20
 Steals: 2 at Milwaukee - 1/16/20
 Blocks: 1 (3x) last at Clemson - 11/17/19
 Turnovers: 3 (4x) last at Green Bay - 1/18/20
 Field Goal Attempts: 11 vs. Toledo - 12/14/19
 Field Goal Made: 4 (4x) last at Green Bay - 1/18/20
 3-Point Field Goal Attempts: 2 (3x) last vs. NKU - 1/3/20
 3-Point Field Goal Made: 1 (5x) last at Green Bay - 1/18/20
 Free Throw Attempts: 8 at Milwaukee - 1/16/20
 Free Throws Made: 7 at Milwaukee - 1/16/20
 Minutes: 28 vs. NKU - 1/3/20

ROSE JR.'S CAREER STATS

HORIZON LEAGUE			Total		3-Point		F-Throws		Rebounds											Scoring	
Season	gp-gs	min/avg	fg-fga	pct	fg-fga	pct	ft-fa	pct	off	def	tot	avg	pf	fo	ast	to	blk	stl	pts	avg	
2019-20	8-0	129/16.1	17-36	.472	3-5	.600	12-18	.667	5	6	11	1.4	9	1	5	12	0	5	49	6.1	
TOTAL	8-0	129/16.1	17-36	.472	3-5	.600	12-18	.667	5	6	11	1.4	9	1	5	12	0	5	49	6.1	
CAREER			Total		3-Point		F-Throws		Rebounds											Scoring	
Season	gp-gs	min/avg	fg-fga	pct	fg-fga	pct	ft-fa	pct	off	def	tot	avg	pf	fo	ast	to	blk	stl	pts	avg	
2017-18*	14-0	48/3.4	5-10	.500	2-4	.500	11-11	1.000	3	8	11	0.8	8	0	4	4	2	1	23	1.6	
2019-20	19-1	271/14.3	29-81	.358	5-12	.417	29-38	.763	12	18	30	1.6	21	1	10	27	2	7	92	4.8	
TOTAL	19-1	271/14.3	29-81	.358	5-12	.417	29-38	.763	12	18	30	1.6	21	1	10	27	2	7	92	4.8	

13 POSTSEASON APPEARANCES



#5 JORDAN GORMAN GUARD Jr. * 5-10 * 165 Fort Wayne, Ind. Nelson Snider

2019-20

- * Came off the bench to sink five 3-pointers en route to a career-best 15 points and 3 rebounds at Oakland
- * Had 7 points with an assist vs. Toledo
- * Posted 6 points hitting a pair of 3-pointers and had 2 assists against Eastern Michigan
- * Tallied 5 points against Louisiana Lafayette

2018-19

- * Saw action in seven games
- * Made his Division I debut against Loyola
- * Scored his first collegiate points hitting a field goal against Green Bay

AT WRIGHT STATE LAKE CAMPUS:

- * Started all 33 games last season and averaged 12.5 points, 5.0 assists, 3.4 rebounds and 2.4 steals per game
- * Shot 34.7 percent from the field with 65 triples and connected on 83.6 percent at the free throw line
- * Second in the conference in steals (79) and third in assists (164)
- * Was in double figures in 24 games, including four 20+ point performances with a season-high 26 at Grace Bible College
- * Recorded a triple-double with 11 points and season highs of 11 assists and 10 rebounds against Ohio State Lima

HIGH SCHOOL:

- * A two-time All-SAC honoree in basketball and football
- * Tabbed team MVP as a senior
- * Helped his team win a conference title and a 2017 SAC Championship
- * Played AAU with Legit Basketball

EIGHT POSTSEASON WINS

PERSONAL:

- * Son of Adrienne and Juan Gorman
- * His dad played football and ran track at Ball State and played in the CFL for the Calgary Stampeders
- * Has four siblings
- * His older sister Lacia played basketball at Wisconsin and NIU

SEASON HIGHS

Points: 15 at Oakland - 12/28/19
Rebounds: 3 at Oakland - 12/28/19
Assists: 2 vs. Eastern Mich. - 12/7/19
Steals: 1 (4x) last at Youngstown St - 1/11/20
Blocks:
Turnovers: 1 (8x) last at Gonzaga - 12/30/19
Field Goal Attempts: 14 at Oakland - 12/28/19
Field Goal Made: 5 at Oakland - 12/28/19
3-Point Field Goal Attempts: 11 at Oakland - 12/28/19
3-Point Field Goal Made: 5 at Oakland - 12/28/19
Free Throw Attempts: 2 vs. Louisiana - 11/25/19
Free Throws Made: 2 vs. Louisiana - 11/25/19
Minutes: 24 at Oakland - 12/28/19

CAREER HIGHS

Points: 15 at Oakland - 12/28/19
Rebounds: 3 at Oakland - 12/28/19
Assists: 2 vs. Eastern Mich. - 12/7/19
Steals: 1 (4x) last at Youngstown St - 1/11/20
Blocks:
Turnovers: 1 (9x) last at Gonzaga - 12/30/19
Field Goal Attempts: 14 at Oakland - 12/28/19
Field Goal Made: 5 at Oakland - 12/28/19
3-Point Field Goal Attempts: 11 at Oakland - 12/28/19
3-Point Field Goal Made: 5 at Oakland - 12/28/19
Free Throw Attempts: 2 vs. Louisiana - 11/25/19
Free Throws Made: 2 vs. Louisiana - 11/25/19
Minutes: 24 at Oakland - 12/28/19

GORMAN'S CAREER STATS

HORIZON LEAGUE			Total		3-Point		F-Throws		Rebounds											Scoring	
Season	gp-gs	min/avg	fg-fga	pct	fg-fga	pct	ft-fa	pct	off	def	tot	avg	pf	fo	ast	to	blk	stl	pts	avg	
2018-19	3-0	5/1.7	1-2	.500	0-1	.000	0-0	.000	0	1	1	0.3	0	0	0	0	0	0	2	0.7	
2019-20	9-0	55/6.1	6-20	.300	6-15	.400	0-0	.000	0	3	3	0.3	2	0	0	1	0	1	18	2.0	
TOTAL	12-0	60/5.0	7-22	.318	6-16	.375	0-0	.000	0	4	4	0.3	2	0	0	1	0	1	20	1.7	
CAREER			Total		3-Point		F-Throws		Rebounds											Scoring	
Season	gp-gs	min/avg	fg-fga	pct	fg-fga	pct	ft-fa	pct	off	def	tot	avg	pf	fo	ast	to	blk	stl	pts	avg	
2018-19	7-0	9/1.3	1-3	.333	0-1	.000	0-2	.000	0	1	1	0.1	1	0	0	0	0	0	2	0.3	
2019-20	21-0	172/8.2	14-52	.269	11-35	.314	2-2	1.000	2	7	9	0.4	3	0	7	9	0	5	41	2.0	
TOTAL	28-0	181/6.5	15-55	.273	11-36	.306	2-4	.500	2	8	10	0.4	4	0	7	9	0	5	43	1.5	

3 HL CHAMPIONSHIPS



#10
BOE NGUIDJOL
FORWARD
So. * 6-8 * 225
Los Angeles, Calif.
Middlebrooks Academy

2019-20

- * Currently day-to-day after injuring his shoulder at Gonzaga
- * Had 3 points, 4 rebounds and 3 assists at Oakland
- * Recorded a career-best 8 points with 5 boards and two assists against SIUE
- * Netted a then career-high 7 points with 5 rebounds, 2 blocks and a steal at Ohio
- * Had 2 points, 4 rebounds and 2 blocks against Louisiana
- * Scored 6 points with 7 rebounds against UC Irvine
- * Tallied 6 points and posted a career-high 9 rebounds with 2 blocks at NC State

2018-19

- * Played in 20 games on the year and averaged 1.1 points and 1.9 rebounds
- * Made his collegiate debut at Western Michigan in the season opener and had two rebounds
- * Tallied six points (3-4 FG), four rebounds, a block and a steal against Bowling Green
- * Had six rebounds, a block and a steal at Akron
- * Pulled down six boards against NKU
- * Recorded six rebounds with two steals at Wright State

HIGH SCHOOL:

- * Spent his last prep season at Middlebrooks Academy and averaged 16.0 points and 12.0 rebounds per game, while shooting 60.0 percent from the field
- * Prior to that, he played for Central City Value High School in Los Angeles, where he led the team with 23.0 points and 14.9 rebounds per game as a junior
- * Named to the All-CIF Los Angeles City Section Team in 2016 and 2017
- * Played AAU with Compton Magic Select

22 PLAYERS DRAFTED BY NBA/ABA

PERSONAL:

- * Son of Deloris and Alan Gabriel Nguidjol
- * His dad played professional soccer in England and China
- * Has a younger brother
- * Lists his biggest thrill in sports as winning a city championship
- * Undecided on major

SEASON HIGHS

Points: 8 vs. SIUE - 12/21/19
 Rebounds: 9 at NC State - 11/10/19
 Assists: 3 at Oakland - 12/28/19
 Steals: 1 (2x) last at Ohio - 11/30/19
 Blocks: 2 (2x) last vs. Louisiana - 11/25/19
 Turnovers: 3 vs. Eastern Mich. - 12/7/19
 Field Goal Attempts: 4 (5x) last at Oakland - 12/28/19
 Field Goal Made: 3 vs. SIUE - 12/21/19
 3-Point Field Goal Attempts: 3 vs. Toledo - 12/14/19
 3-Point Field Goal Made: ... 1 (4x) last vs. Toledo - 12/14/19
 Free Throw Attempts: 5 at Ohio - 11/30/19
 Free Throws Made: 2 at Ohio - 11/30/19
 Minutes: 28 at NC State - 11/10/19

CAREER HIGHS

Points: 8 vs. SIUE - 12/21/19
 Rebounds: 9 at NC State - 11/10/19
 Assists: 2 vs. SIUE - 12/21/19
 Steals: 2 (2x), last at Wright State - 2/9/19
 Blocks: 2 (3x) last at Ohio - 11/30/19
 Turnovers: 3 vs. Eastern Mich. - 12/7/19
 Field Goal Attempts: 4 (5x) last at Oakland - 12/28/19
 Field Goal Made: 3 (2x) last vs. SIUE - 12/21/19
 3-Point Field Goal Attempts: 3 vs. Toledo - 12/14/19
 3-Point Field Goal Made: ... 1 (4x) last vs. Toledo - 12/14/19
 Free Throw Attempts: 5 at Ohio - 11/30/19
 Free Throws Made: 2 (3x) last at Ohio - 11/30/19
 Minutes: 28 at NC State - 11/10/19

NGUIDJOL'S CAREER STATS

HORIZON LEAGUE			Total		3-Point		F-Throws		Rebounds											Scoring	
Season	gp-gs	min/avg	fg-fga	pct	fg-fga	pct	ft-fa	pct	off	def	tot	avg	pf	fo	ast	to	blk	stl	pts	avg	
2018-19	10-0	43/4.3	2-7	.286	0-0	.000	5-7	.714	8	11	19	1.9	9	0	1	0	1	6	9	0.9	
2019-20	1-0	17/17.0	1-4	.250	0-1	.000	1-2	.500	3	1	4	4.0	3	0	3	1	0	0	3	3.0	
TOTAL	11-0	60/5.5	3-11	.273	0-1	.000	6-9	.667	11	12	23	2.1	12	0	4	1	1	6	12	1.1	
CAREER			Total		3-Point		F-Throws		Rebounds											Scoring	
Season	gp-gs	min/avg	fg-fga	pct	fg-fga	pct	ft-fa	pct	off	def	tot	avg	pf	fo	ast	to	blk	stl	pts	avg	
2018-19	20-0	126/6.3	8-15	.533	0-0	.000	5-9	.556	14	23	37	1.9	25	0	1	6	3	8	21	1.1	
2019-20	13-2	210/16.2	17-34	.500	5-11	.455	8-18	.444	16	37	53	4.1	27	0	6	13	8	2	47	3.6	
TOTAL	33-2	336/10.2	25-49	.510	5-11	.455	13-27	.481	30	60	90	2.7	52	0	7	19	11	10	68	2.1	

13 POSTSEASON APPEARANCES



#11
B.J. MAXWELL
Guard
Gr. * 6-4 * 200
Austin, Tex.
Homeschool

2019-20:

* Currently day-to-day after injuring his shoulder at Notre Dame
 * Made his season debut against EMU as a thumb injury forced him to miss the first seven games

AT ABILENE CHRISTIAN:

* Played three years with Abilene Christian University, seeing action in 72 games with 21 starts and averaging 5.4 points, 2.9 rebounds and 1.0 assists
 * Shot 48.3 percent from the field and 40.3 percent from behind the arc
 * Tallied 89.2 points and 4.7 rebounds in 2018-19, scoring in double digits in 12 games, including a career-high 19 against Northwestern State

HIGH SCHOOL:

* In high school, he moved from Texas to Oklahoma prior to his senior year
 * Played for the Oklahoma Storm and led the team to its third straight Home School national championship in 2014-15
 * Voted the National Home School Player of the Year following his senior season after recording 18.7 points, 3.9 rebounds and 3.0 assists, and was a First Team selection on The Daily Oklahoman's Little All-City Team in 2014-15
 Maxwell averaged more than 20 points per game at the national tournament was named the tournament MVP

EIGHT POSTSEASON WINS

PERSONAL:

* Son of Sheila Maxwell
 * Graduated from Abilene Christian with a degree in communications and is pursuing his masters in Liberal Studies

SEASON HIGHS

Points: 2 vs. Eastern Mich. - 12/7/19
 Rebounds:
 Assists: 1 at Notre Dame - 12/10/19
 Steals: 2 vs. Eastern Mich. - 12/7/19
 Blocks:
 Turnovers: 1 (2x) last at Notre Dame - 12/10/19
 Field Goal Attempts: 7 vs. Eastern Mich. - 12/7/19
 Field Goal Made: 1 vs. Eastern Mich. - 12/7/19
 3-Point Field Goal Attempts: ... 3 vs. Eastern Mich. - 12/7/19
 3-Point Field Goal Made:
 Free Throw Attempts:
 Free Throws Made:
 Minutes: 21 vs. Eastern Michigan - 12/7/19

CAREER HIGHS


Points: 19 vs. Northwestern State - 1/19/19
 Rebounds: 9 vs. McMurray - 12/29/18
 Assists: 5 vs. Northwestern State - 1/19/19
 Steals: 3 (2) last vs. Corpus Christi - 1/30/19
 Blocks: 2 (4x), last vs. Central Arkansas - 1/26/19
 Turnovers: 4 vs. Corpus Christi - 1/30/19
 Field Goal Attempts: .. 11 (3x), last at Incarnate Word - 2/16/19
 Field Goal Made: 6 (3x), last vs. Sam Houston St - 2/9/19
 3-Point Field Goal Attempts: .. 7 at Incarnate Word - 2/16/19
 3-Point Field Goal Made: 4 vs. Elon - 11/22/18
 Free Throw Attempts: 6 vs. Northwestern State - 1/19/19
 Free Throws Made: 6 vs. Northwestern State - 1/19/19
 Minutes: 38 at UC Riverside - 11/24/18

MAXWELL'S CAREER STATS

HORIZON LEAGUE

CAREER			Total		3-Point		F-Throws		Rebounds											Scoring	
Season	gp-gs	min/avg	fg-fga	pct	fg-fga	pct	ft-fa	pct	off	def	tot	avg	pf	fo	ast	to	blk	stl	pts	avg	
2016-17*	17-0	179/10.5	23-47	.489	11-24	.458	1-1	1.000	13	19	32	1.9	30	1	10	12	3	5	58	3.4	
2017-18*	31-2	308/9.9	43-92	.467	11-31	.355	9-16	.563	27	42	69	2.2	52	0	20	15	11	8	106	3.4	
2018-19*	24-19	642/26.8	79-161	.491	34-84	.405	29-34	.853	37	76	113	4.7	64	3	40	20	9	26	221	9.2	
2019-20	2-2	27/13.5	1-10	.100	0-5	.000	0-0	.000	0	0	0	0.0	3	0	1	2	0	2	2	1.0	
TOTAL	2-2	27/13.5	1-10	.100	0-5	.000	0-0	.000	0	0	0	0.0	3	0	1	2	0	2	2	1.0	
All*	74-23	1156/15.6	146-310	.471	56-144	.389	39-51	.765	77	137	214	2.9	149	4	71	49	23	41	387	5.2	

3 HL CHAMPIONSHIPS



#12
BRAD CALIPARI
GUARD
Gr. * 6-0 * 179
Franklin Lakes, N.J.
MacDuffie School (MA)

2019-20

- * Netted 9 points with 2 boards and 2 steals against IUPUI
- * Had 8 points at Youngstown State
- * Posted 11 points with 2 boards at Cleveland State
- * Sank a career-best 5 triples and ended with a career-high 20 points vs. Toledo, while also grabbing 3 boards
- * Finished with 12 points by tying his career high with four 3-pointers and came away with a steal at Notre Dame
- * Sank a pair of 3's and had an assist against Eastern Mich.
- * Hit a pair of treys at Kent State and finished with 6 points
- * Tallied 16 points draining abother four 3-pointers and grabbing four rebounds against UC Irvine
- * Knocked down four 3-pointers and finished with 13 points at Wyoming

AT KENTUCKY:

- * Spent three years at Kentucky and played in 27 games with the Wildcats, under the direction of his dad head coach John Calipari
- * Part of 88 wins as the Wildcats advanced to the Elite 8 in 2017 and 2019 and the Sweet 16 in 2018
- * Averaged 13.7 points and 6.7 assists playing for Global Sports Academy in the summer of 2017 and 2018

HIGH SCHOOL:

- * Played his final prep season at the MacDuffie School in Massachusetts after starting his high school career at Lexington Christian Academy
- * In his final season at MacDuffie, he shot a team-high 47 percent from behind the three-point line and averaged 15.3 points, 3.6 assists and 2.6 rebounds per game
- * Helped his team to a NEPSAC runner-up finish
- * Finished his career as a 1,000-point scorer and was the MVP of the 2016 HoopHall Classic

22 PLAYERS DRAFTED BY NBA/ABA

PERSONAL:

- * Son of Ellen and John Calipari
- * His dad is the current head coach at Kentucky
- * Has two older sisters
- * Graduated with a degree in Business and is enrolled in the Liberal Studies masters program

SEASON HIGHS

Points: 20 vs. Toledo - 12/14/19
 Rebounds: 4 vs. UC Irvine - 11/24/19
 Assists: 1 (5x) last vs. IUPUI - 1/23/20
 Steals: 2 vs. IUPUI - 1/23/20
 Blocks:
 Turnovers: 2 at Cleveland State - 1/9/20
 Field Goal Attempts: .. 11 (2x) last at Cleveland St. - 1/9/20
 Field Goal Made: 6 vs. Toledo - 12/14/19
 3-Point Field Goal Attempts: 10 at Cleveland St. - 1/9/20
 3-Point Field Goal Made: 5 vs. Toledo - 12/14/19
 Free Throw Attempts: ... 3 (2x) last vs. Northeastern - 12/19/19
 Free Throws Made: 3 vs. Toledo - 12/14/19
 Minutes: 34 at Kent State - 12/3/19

CAREER HIGHS

Points: 16 vs. UC Irvine - 11/24/19
 Rebounds: 4 vs. UC Irvine - 11/24/19
 Assists: 1 (6x) last vs. IUPUI - 1/23/20
 Steals: 2 vs. IUPUI - 1/23/20
 Blocks: 3 vs. Cleveland St. - 11/23/16
 Turnovers: 2 at Cleveland State - 1/9/20
 Field Goal Attempts: .. 11 (2x) last at Cleveland St. - 1/9/20
 Field Goal Made: 5 vs. UC Irvine - 11/24/19
 3-Point Field Goal Attempts: 10 at Cleveland St. - 1/9/20
 3-Point Field Goal Made: ... 4 (3x) last at Notre Dame - 12/10/19
 Free Throw Attempts: ... 3 (3x) last vs. Northeastern - 12/19/19
 Free Throws Made: 3 vs. Toledo - 12/14/19
 Minutes: 34 at Kent State - 12/3/19

CALIPARI'S CAREER STATS

HORIZON LEAGUE			Total		3-Point		F-Throws		Rebounds				Scoring					
Season	gp-gs	min/avg	fg-fga	pct	fg-fga	pct	ft-fa	pct	off	def	tot	avg	pf	fo	ast	to	blk	stl
2019-20	6-0	100/16.7	14-37	.378	12-34	.353	2-4	.500	0	7	7	1.2	3	0	1	2	0	3
TOTAL	6-0	100/16.7	14-37	.378	12-34	.353	2-4	.500	0	7	7	1.2	3	0	1	2	0	3
CAREER			Total		3-Point		F-Throws		Rebounds				Scoring					
Season	gp-gs	min/avg	fg-fga	pct	fg-fga	pct	ft-fa	pct	off	def	tot	avg	pf	fo	ast	to	blk	stl
2016-17*	15-0	45/3.0	2-13	.154	2-12	.167	2-5	.400	1	2	3	0.2	3	0	1	2	1	0
2017-18*	12-0	28/2.3	1-7	.143	1-7	.143	0-0	.000	0	2	2	0.2	0	0	1	2	0	0
2019-20	18-4	380/21.1	41-98	.418	36-87	.414	9-15	.600	3	18	21	1.2	10	0	5	6	0	4
TOTAL	18-4	380/21.1	41-98	.418	36-87	.414	9-15	.600	3	18	21	1.2	10	0	5	6	0	4
All*	45-4	453/10.1	44-118	.373	39-106	.368	11-20	.550	4	22	26	0.6	13	0	7	10	1	4

13 POSTSEASON APPEARANCES



#13
ALONDE LEGRAND
FORWARD
So. * 6-7 * 205
Harlem, N.Y.
Berkshire (MA)

2019-20

- * Ended with 6 points, 3 rebounds and 2 assists and also hit the game-winning shot against UIC
- * Had 6 rebounds, 3 assists and 2 steals against IUPUI
- * Registered 2 points, 5 rebounds, 2 blocks and a steal at Cleveland State
- * Handed out 5 assists and had 4 boards vs. SIUE
- * Had a great all-around game with 6 points, 6 rebounds, 7 assists and 2 steals against Toledo
- * Grabbed 4 rebounds and had a pair of assists at Notre Dame
- * Tallied 4 points, 6 rebounds, 3 steals and a block at Kent State
- * Had 2 points with 6 rebounds and a steal at Ohio
- * Had 2 points, 3 rebounds and 2 steals at Clemson

PRIOR TO DETROIT MERCY:

- * Attended Fairfield University as a freshman and State Fair Community College as a sophomore
- * Registered 4.3 points, 2.7 rebounds and 2.7 assists at State Fair Community College
- * Scored in double-digits twice and had eight games with four or more assists and 10 with at least four boards
- * Enrolled at Fairfield as a freshman, but did not appear in any games

HIGH SCHOOL:

- * Played his final three high school seasons at Berkshire Academy in Massachusetts and posted 17.0 points, 6.0 rebounds and 4.0 assists per games as a senior
- * Led his team in scoring both his junior and senior seasons and finished second in scoring as a sophomore
- * Also played with the Riverside Hawks and Harlem United

EIGHT POSTSEASON WINS

PERSONAL:

- * Son of Evelyn Castillo
- * Has two younger sisters and two older brothers
- * Enjoys listening to music
- * A Business major

SEASON/CAREER HIGHS

Points: 6 (2x) last vs. UIC - 1/25/20
 Rebounds: 6 (4x) last vs. IUPUI - 1/23/20
 Assists: 7 vs. Toledo - 12/14/19
 Steals: 3 at Kent State - 12/3/19
 Blocks: 2 at Cleveland State - 1/9/20
 Turnovers: 4 at Kent State - 12/3/19
 Field Goal Attempts: 5 vs. UIC - 1/25/20
 Field Goal Made: 3 vs. UIC - 1/25/20
 3-Point Field Goal Attempts: 1 (3x) last vs. UIC - 1/25/20
 3-Point Field Goal Made:
 Free Throw Attempts: 2 (4x) last vs. NKU - 1/3/20
 Free Throws Made: 2 (4x) last vs. NKU - 1/3/20
 Minutes: 31 vs. Toledo - 12/14/19

LEGRAND'S CAREER STATS

HORIZON LEAGUE

HORIZON LEAGUE			Total		3-Point		F-Throws		Rebounds											Scoring	
Season	gp-gs	min/avg	fg-fga	pct	fg-fga	pct	ft-fa	pct	off	def	tot	avg	pf	fo	ast	to	blk	stl	pts	avg	
2019-20	9-9	175/19.4	7-14	.500	0-1	.000	3-4	.750	3	25	28	3.1	21	0	8	14	3	5	17	1.9	
TOTAL	9-9	175/19.4	7-14	.500	0-1	.000	3-4	.750	3	25	28	3.1	21	0	8	14	3	5	17	1.9	

CAREER

CAREER

			Total		3-Point		F-Throws		Rebounds											Scoring	
Season	gp-gs	min/avg	fg-fga	pct	fg-fga	pct	ft-fa	pct	off	def	tot	avg	pf	fo	ast	to	blk	stl	pts	avg	
2019-20	22-18	418/19.0	14-34	.412	0-3	.000	9-11	.818	10	55	65	3.0	50	1	29	29	5	17	37	1.7	
TOTAL	22-18	418/19.0	14-34	.412	0-3	.000	9-11	.818	10	55	65	3.0	50	1	29	29	5	17	37	1.7	

3 HL CHAMPIONSHIPS



#14
SAM HOFMAN
FORWARD
Fr. * 6-5 * 260
Brussels, Belgium
Stedelijk Lyceum Topsport

2019-20

- * Hit a pair of 3-pointers and finished with 9 points and a steal at Green Bay
- * Earned his first start and had 3 points and 3 rebounds at Youngstown State
- * Had a basket and a free throw for 3 points vs. SIUE
- * Grabbed 3 rebounds against Louisiana Lafayette
- * Made his collegiate debut and hit a 3-pointer at Clemson

HIGH SCHOOL:

- * Believed to be the first Titan recruit from Belgium
- * A member of the U-20 and U-18 Belgium National Team
- * Helped the squad to a bronze medal at the 2018 and 2019 European Championships
- * A silver medalist at the 3x3 Youth Olympics in 2018 after winning gold in 2017
- * Played amateur club with Basketball Vilvoorde

22 PLAYERS DRAFTED BY NBA/ABA

PERSONAL:

- * Son of Monique Hofman
- * Enjoys watching sports, including soccer and basketball and UFC
- * A Business major

SEASON/CAREER HIGHS

Points:9 at Green Bay - 1/18/20
 Rebounds:..... 3 (4x) last vs. IUPUI - 1/23/20
 Assists:..... 1 (3x) last vs. UIC - 1/25/20
 Steals:..... 1 (2x) last at Green Bay - 1/18/20
 Blocks:
 Turnovers: 1 at Youngstown St - 1/11/20
 Field Goal Attempts: 5 (2x) last vs. IUPUI - 1/23/20
 Field Goal Made:3 at Green Bay - 1/18/20
 3-Point Field Goal Attempts:....3 (4x) last at Green Bay - 1/18/20
 3-Point Field Goal Made:.....2 at Green Bay - 1/18/20
 Free Throw Attempts:.....1 at Green Bay - 1/18/20
 Free Throws Made:1 at Green Bay - 1/18/20
 Minutes:18 vs. IUPUI - 1/23/20

HOFMAN'S CAREER STATS

HORIZON LEAGUE

HORIZON LEAGUE			Total		3-Point		F-Throws		Rebounds											Scoring	
Season	gp-gs	min/avg	fg-fga	pct	fg-fga	pct	ft-fa	pct	off	def	tot	avg	pf	fo	ast	to	blk	stl	pts	avg	
2019-20	7-5	81/11.6	7-17	.412	4-12	.333	1-1	1.000	2	8	10	1.4	10	0	3	1	0	1	19	2.7	
TOTAL	7-5	81/11.6	7-17	.412	4-12	.333	1-1	1.000	2	8	10	1.4	10	0	3	1	0	1	19	2.7	

CAREER

CAREER

			Total		3-Point		F-Throws		Rebounds										Scoring	
Season	gp-gs	min/avg	fg-fga	pct	fg-fga	pct	ft-fa	pct	off	def	tot	avg	pf	fo	ast	to	blk	stl	pts	avg
2019-20	15-5	115/7.7	9-29	.310	5-22	.227	2-2	1.000	4	15	19	1.3	13	0	3	2	0	2	25	1.7
TOTAL	15-5	115/7.7	9-29	.310	5-22	.227	2-2	1.000	4	15	19	1.3	13	0	3	2	0	2	25	1.7

13 POSTSEASON APPEARANCES



#15
JAMAIL PINK
GUARD
Fr. * 6-1 * 160
Houston, Tex.
Clear Lake

HIGH SCHOOL:

- * Averaged 10.2 points, 4.3 assists, 2.6 rebounds and 1.0 steals as a junior at Clear Lake, helping his team post a 31-6 record and was among the top 10 in the state
- * A 2-star recruit according to Verbal Commits and was ranked No. 33 in the state by MaxPreps
- * In the summer of 2018, he played AAU on Team Harden and tallied 10.1 points and 4.0 assists per game

EIGHT POSTSEASON WINS

SEASON/CAREER HIGHS

- Points:
- Rebounds:
- Assists:
- Steals:
- Blocks:
- Turnovers:
- Field Goal Attempts:
- Field Goal Made:
- 3-Point Field Goal Attempts:
- 3-Point Field Goal Made:
- Free Throw Attempts:
- Free Throws Made:
- Minutes:

PINK'S CAREER STATS

HORIZON LEAGUE

CAREER

3 HL CHAMPIONSHIPS



#21 CHRIS BRANDON GUARD/FORWARD So. * 6-7 * 215 Houston, Tex. Bellaire

22 PLAYERS DRAFTED BY NBA/ABA

HIGH SCHOOL:

- * Tabbed First Team All-District in 2016, 2017 and 2018 Averaged 10.0 points and 6.0 rebounds per game
- * Holds career highs in a game with 27 points, 14 rebounds and six blocks
- * Helped his team to a top-five ranking in the state in the last two years
- * Played AAU with the Durham Hurricanes, Team Loaded and Texas Pro

PERSONAL:

- * Son of Kimberly and Anthony Brandon
- * Has seven siblings
- * Nephew of former NBA player and head coach John Lucas and cousins to former NBA player John Lucas and former Texas standout Jai Lucas
- * A Business major

SEASON HIGHS

Points: 18 vs. IUPUI - 1/23/20
Rebounds: 18 at Oakland - 12/28/19
Assists: 2 (5x) last at Youngstown St - 1/11/20
Steals: 2 (2x) last at Green Bay - 1/18/20
Blocks: 6 vs. IUPUI - 1/23/20
Turnovers: 3 at Green Bay - 1/18/20
Field Goal Attempts: 10 vs. IUPUI - 1/23/20
Field Goal Made: 9 vs. IUPUI - 1/23/20
3-Point Field Goal Attempts: 2 at Oakland - 12/28/19
3-Point Field Goal Made:
Free Throw Attempts: 4 (3x) last at Milwaukee - 1/16/20
Free Throws Made: 4 (2x) last at Milwaukee - 1/16/20
Minutes: 40 (2x) last vs. UIC - 1/25/20

CAREER HIGHS

Points: 18 vs. IUPUI - 1/23/20
Rebounds: 18 at Oakland - 12/28/19
Assists: 2 (7x) last at Youngstown St - 1/11/20
Steals: 2 (3x) last at Green Bay - 1/18/20
Blocks: 6 vs. IUPUI - 1/23/20
Turnovers: 3 at Green Bay - 1/18/20
Field Goal Attempts: 10 vs. IUPUI - 1/23/20
Field Goal Made: 9 vs. IUPUI - 1/23/20
3-Point Field Goal Attempts: 2 at Oakland - 12/28/19
3-Point Field Goal Made:
Free Throw Attempts: 4 (5x) last at Milwaukee - 1/16/20
Free Throws Made: 4 (2x) last at Milwaukee - 1/16/20
Minutes: 40 (2x) last vs. UIC - 1/25/20

2019-20

- * Scored a career-high 18 points (9-10 FG) and blocked a career-best 6 shots with 12 rebounds against IUPUI
- * Ended with 9 points and 15 boards - including 7 offensive - at Green Bay
- * Registered 12 points and 14 rebounds at Milwaukee
- * Finished with 6 points and 9 boards at Youngstown State
- * Recorded a game-high 16 rebounds with 6 points and 2 assists at Cleveland State
- * Posted 8 points, 6 rebounds and tied his career-best with 4 blocks against Wright State
- * Had 10 points, 9 rebounds and 2 blocks against NKU
- * Recorded his first career double-double with 10 points and 12 rebounds along with 4 blocks at #1 Gonzaga
- * Pulled down a career-high 18 rebounds - most boards by a Titan since 1992 - with 6 points, 3 blocks and 2 assists at Oakland
- * Crashed the glass for a then career-best 10 rebounds with 6 points, 2 assists, 1 block and a steal vs. SIUE
- * Posted a career-high 4 blocks and tied his career high with 9 rebounds with 2 assists and 2 points vs. Toledo
- * Had 4 points and 5 boards at Wyoming
- * Scored 12 points with 8 rebounds and a steal at Clemson

2018-19

- * Appeared in 28 games and made 14 starts, averaging 2.5 points, 3.8 rebounds - third on the team - and shot 60.8 percent from the field
- * Led the team with 17 blocks
- * Had 11 games with at least five rebounds, including a season-best nine boards at Temple and against Ohio
- * Recorded five points and four rebounds at Western Michigan in his collegiate debut
- * Posted 15 points and a team-high nine rebounds with two blocks at Temple
- * Swatted three shots in just nine minutes against Bowling Green
- * Tallied 12 points (6-6 FG) with six boards versus Kent State
- * Tied his season high with nine rebounds and scored six points against Ohio
- * Pulled down six rebounds and had a steal at Xavier
- * Totaled eight rebounds with seven points and two assists against Milwaukee
- * Had six points and six rebounds against Oakland
- * Corralled five rebounds at Wright State and at Green Bay

BRANDON'S CAREER STATS

HORIZON LEAGUE			Total		3-Point		F-Throws		Rebounds											Scoring	
Season	gp-gs	min/avg	fg-fga	pct	fg-fga	pct	ft-fa	pct	off	def	tot	avg	pf	fo	ast	to	blk	stl	pts	avg	
2018-19	16-9	215/13.4	11-19	.579	0-2	.000	2-8	.250	15	32	47	2.9	19	0	3	11	6	3	24	1.5	
2019-20	9-9	310/34.4	41-54	.759	0-2	.000	8-12	.667	42	65	107	11.9	29	2	6	6	20	9	90	10.0	
TOTAL	25-18	525/21.0	52-73	.712	0-4	.000	10-20	.500	57	97	154	6.2	48	2	9	17	26	12	114	4.6	

CAREER			Total		3-Point		F-Throws		Rebounds											Scoring	
Season	gp-gs	min/avg	fg-fga	pct	fg-fga	pct	ft-fa	pct	off	def	tot	avg	pf	fo	ast	to	blk	stl	pts	avg	
2018-19	28-14	474/16.9	31-51	.608	0-3	.000	7-20	.350	42	63	105	3.8	45	1	9	17	17	10	69	2.5	
2019-20	22-19	582/26.5	65-91	.714	0-2	.000	19-33	.576	69	98	167	7.6	65	4	16	14	34	14	149	6.8	
TOTAL	50-33	1056/21.1	96-142	.676	0-5	.000	26-53	.491	111	161	272	5.4	110	5	25	31	51	24	218	4.4	

13 POSTSEASON APPEARANCES



#41
WILLY ISIANI
FORWARD
So. * 6-8 * 230
Tbilisi, Georgia
ASI Prep Academy (CA)

2019-20

- * Had 7 points, 5 rebounds and an assist at Oakland
- * Ended with 11 points and 7 rebounds vs. Northeastern
- * Had 11 points, 4 rebounds, 3 blocks, 2 assists and 2 steals against Toledo
- * Netted 11 points with 3 rebounds and an assist, block and steal at Notre Dame
- * Came away with a pair of blocks and 3 boards at Kent State
- * Hit five 3-pointers en route to 15 points with 3 rebounds and 2 steals at Ohio
- * Tallied 13 points hitting four triples and grabbed a career-high 7 rebounds against UC Irvine
- * Had 8 points with 2 rebounds, an assist and a steal at Wyoming

2018-19

- * Played in 10 games and made five starts on the year
- * Made his collegiate debut against NKU and finished with three 3-pointers for nine points with a steal in 11 minutes
- * Posted 12 points with four 3-pointers against Oakland
- * Made his first collegiate start at UIC
- * Tallied a season-high 20 points going 6-of-13 from behind the arc in 28 minutes at IUPUI
- * Scored 11 points and pulled down six rebounds with four assists against Cleveland State
- * Had 14 points in the Horizon League Championship quarterfinals at NKU

HIGH SCHOOL:

- * Spent last season with ASI Prep Academy and averaged 8.4 points and 4.0 rebounds while shooting 40.0 percent from behind the arc
- * Prior to that, he suited up overseas for CB Gran Canaria, Gran Canaria B and MIA Academy Tbilisi
- * Played in the 2017 FIBA U-20 European Championship Division B for Georgia
- * Was the MVP in the 16-U Georgia National Championship and the U-18 Tbilisi Championship

EIGHT POSTSEASON WINS

PERSONAL:

- * Son of Gia Isiani and Nino Saakashvili
- * Has an older brother and a younger sister
- * Lists Luka Doncic as the best athlete he has ever played against
- * Majoring in Business Administration

SEASON HIGHS

Points: 15 at Ohio - 11/30/19
 Rebounds: 7 (3x) last vs. SIUE - 12/21/19
 Assists: 2 (2x) last vs. NKU - 1/3/20
 Steals: 2 (4x) last vs. Wright State - 1/5/20
 Blocks: 3 vs. Toledo - 12/14/19
 Turnovers: 3 (2x) last at Gonzaga - 12/30/19
 Field Goal Attempts: 14 at Notre Dame - 12/10/19
 Field Goal Made: 5 at Ohio - 11/30/19
 3-Point Field Goal Attempts: .. 11 at Notre Dame - 12/10/19
 3-Point Field Goal Made: 5 at Ohio - 11/30/19
 Free Throw Attempts: 5 vs. Northeastern - 12/19/19
 Free Throws Made: 2 (3x) last at Oakland - 12/28/19
 Minutes: 26 (3x) last vs. Toledo - 12/14/19

CAREER HIGHS

Points: 20 at IUPUI - 1/26/19
 Rebounds: 7 (3x) last vs. SIUE - 12/21/19
 Assists: 4 vs. Cleveland State - 1/31/19
 Steals: 2 (4x) last vs. Wright State - 1/5/20
 Blocks: 3 vs. Toledo - 12/14/19
 Turnovers: 3 (3x) last at Gonzaga - 12/30/19
 Field Goal Attempts: 14 at Notre Dame - 12/10/19
 Field Goal Made: 6 at IUPUI - 1/26/19
 3-Point Field Goal Attempts: 13 at IUPUI - 1/26/19
 3-Point Field Goal Made: 6 at IUPUI - 1/26/19
 Free Throw Attempts: 5 vs. Northeastern - 12/19/19
 Free Throws Made: 4 at NKU - 3/6/19
 Minutes: 33 at NKU - 3/6/19

ISIANI'S CAREER STATS

HORIZON LEAGUE

HORIZON LEAGUE			Total		3-Point		F-Throws		Rebounds											Scoring	
Season	gp-gs	min/avg	fg-fga	pct	fg-fga	pct	ft-fa	pct	off	def	tot	avg	pf	fo	ast	to	blk	stl	pts	avg	
2018-19	9-4	134/14.9	21-49	.429	18-45	.400	3-5	.600	5	10	15	1.7	14	0	6	7	0	1	63	7.0	
2019-20	8-1	88/11.0	10-29	.345	6-24	.250	2-3	.667	6	10	16	2.0	9	0	6	5	7	3	28	3.5	
TOTAL	17-5	222/13.1	31-78	.397	24-69	.348	5-8	.625	11	20	31	1.8	23	0	12	12	7	4	91	5.4	

CAREER

CAREER			Total		3-Point		F-Throws		Rebounds											Scoring	
Season	gp-gs	min/avg	fg-fga	pct	fg-fga	pct	ft-fa	pct	off	def	tot	avg	pf	fo	ast	to	blk	stl	pts	avg	
2018-19	10-5	167/16.7	25-59	.424	20-52	.385	7-9	.778	5	12	17	1.7	17	0	7	7	0	1	77	7.7	
2019-20	21-10	337/16.0	39-114	.342	30-95	.316	8-15	.533	21	41	62	3.0	29	0	13	18	16	14	116	5.5	
TOTAL	31-15	504/16.3	64-173	.370	50-147	.340	15-24	.625	26	53	79	2.5	46	0	20	25	16	15	193	6.2	

2019-20 BOX SCORES

Official Basketball Box Score - Game Totals - Final Statistics
Toledo vs Detroit Mercy
12/14/19 3:00 pm at Detroit, Mich. (Calihan Hall)

Toledo 80 • 8-2,0-0 MAC														
#	Player	Total				3-Pr		Rebounds			Other			Min
		FG	FGA	FT	FTA	Off	Def	PF	TP	A	O	Bk	Stl	
23	Willie Jackson	f	4-11	0-0	5-5	5	11	6	2	13	4	3	2	35
30	Luke Knapp	c	7-13	4-6	3-4	2	5	7	1	21	0	1	1	39
33	Marreon Jackson	g	3-12	3-7	7-8	2	3	5	4	16	6	4	0	31
11	Spencer Littleton	g	6-9	5-6	4-4	1	2	3	1	21	2	1	0	38
21	Dylan Alderson	g	1-3	0-1	0-0	0	0	0	2	2	1	0	1	29
60	Gavin Bizeau	g	2-2	0-1	0-0	0	0	0	2	0	0	0	0	8
01	T.J. Smith	g	1-1	0-0	0-0	0	0	0	0	2	0	0	0	5
12	Luke Maranka	g	0-1	0-0	0-0	1	0	1	0	0	0	0	0	1
24	Keshawn Saunders	g	1-7	0-4	3-7	1	4	5	0	5	2	0	0	14
Team														
Totals			23-59	12-25	22-28	13	28	41	12	80	15	9	3	420

FG % 1st Half: 11-31 35.5% 2nd half: 12-28 42.9% Game: 23-59 39.0%
3FG % 1st Half: 4-9 44.4% 2nd half: 8-16 50.0% Game: 12-25 48.0%
FT % 1st Half: 15-12 58.3% 2nd half: 15-16 93.8% Game: 22-28 78.6%

Detroit Mercy 72 • 1-9,0-0 Horizon															
#	Player		Total		3-Pr		Rebounds								
			FG	FGA	FT	FTA	Off	Def	PF	TP	A	To	Bk	Stl	Min
10	NGUIDJOL, Boe	f	1-4	1-3	0-0	0-0	2	1	3	2	1	1	0	0	14
13	LEGRAND, Alondre	f	2-3	0-0	2-2	1-5	4	6	4	6	7	2	0	1	31
41	ISIANI, Willy	f	3-7	3-7	2-3	2-4	2	11	2	0	0	3	2	26	
00	MOORE, Marquis	g	2-4	1-2	0-0	1-1	2	5	0	0	0	0	0	20	
04	ROSE JR., Dwayne	g	3-11	0-0	4-4	0-1	1	2	10	2	3	0	0	18	
02	MILLER, Justin	g	3-13	2-5	0-0	0-3	0	8	0	2	0	0	0	17	
05	GORMAN, Jordan	g	3-7	1-2	0-0	1-0	1	7	1	0	0	0	0	17	
12	CALIPARI, Brad	g	6-11	5-9	3-3	0-3	3	20	1	0	0	1	0	33	
21	BRANDON, Chris	g	1-2	0-0	0-1	3-6	2	2	2	1	4	0	0	24	
Team															
Totals			24-62	13-28	11-13	11-25	36	17	72	15	10	7	4	200	

FG % 1st Half: 12-30 40.0% 2nd half: 12-32 37.5% Game: 24-62 38.7%
3FG % 1st Half: 8-18 44.4% 2nd half: 5-10 50.0% Game: 13-28 46.4%
FT % 1st Half: 7-7 100.0% 2nd half: 7-7 100.0% Game: 11-13 84.6%

Officials: Edwin Young III, Tim Stewart, Charlie Barlow
Technical fouls: Toledo-None, Detroit Mercy-CALIPARI, Brad.
Attendance: 1654

Score by periods	1st	2nd	Total
Toledo	33	47	80
Detroit Mercy	36	36	72

Official Basketball Box Score - Game Totals - Final Statistics
Northeastern vs Detroit Mercy
12/19/19 7:00 pm at Detroit, Mich. (Calihan Hall)

Northeastern 74 • 6-6,0-0 CAA																	
#	Player	Pos	Total		3-Pr		Rebounds				PF	TP	A	O	Bk	Stl	Min
			FG	FGA	FG-FGA	FT-FTA	Off	Def	Total								
14	Maxime Boursiquot	f	4-7	0-0	2-2	1	9	4	10	4	0	0	0	2	27		
44	Shaquille Walters	f	2-3	0-4	4-4	2	2	4	8	3	2	2	3	31			
02	Tyson Walker	g	2-5	1-2	0-0	1	4	5	3	4	1	0	0	27			
12	Jordan Relland	g	3-10	1-4	0-0	0	1	1	2	7	2	3	0	2	39		
10	Brandon Brace	g	7-10	3-6	5-6	1	7	8	3	22	3	2	0	0	28		
00	Jason Strong	g	3-8	1-2	3-4	6	3	9	4	10	2	0	0	0	23		
13	Miles Franklin	g	2-5	1-4	1-1	0	0	1	6	3	0	0	0	0	16		
05	Gabeau Smith	g	2-3	2-2	0-0	0	0	0	6	0	0	0	0	0	7		
22	Quirin Emanga	g	0-0	0-0	0-0	0	0	0	1	0	0	0	0	0	2		
	Team																
Totals			25-57	9-24	15-17	13	40	43	22	74	19	12	2	6	200		

FG % 1st Half: 11-30 36.7% 2nd half: 14-27 51.9% Game: 25-57 43.9%
3FG % 1st Half: 2-8 25.0% 2nd half: 7-16 43.8% Game: 9-24 37.5%
FT % 1st Half: 9-10 90.0% 2nd half: 6-7 85.7% Game: 15-17 88.2%

		Total		3-Pr		Rebounds								
#	PLAYER	FG	FGA	FT	FTA	Off	Def	TP	PF	A	O	Bk	Stl	Min
13	LEGRAND, Alondre	0-0	0-0	0-0	0-0	0	0	0	3	3	1	0	0	22
21	BRANDON, Chris	0-0	0-0	2-2	1-3	3	4	0	0	0	0	0	0	21
41	ISIANI, Willy	4-6	1-2	2-5	1-6	7	11	0	0	0	0	0	21	
00	DAVIS, Antoine	8-24	3-8	7-7	0-3	3	26	1	2	0	1	0	32	
01	MOORE, Marquis	1-2	0-1	1-2	0-1	1	1	3	0	1	0	1	13	
02	MILLER, Justin	4-10	0-1	5-6	3-6	3	13	1	1	1	1	1	20	
05	GORMAN, Jordan	0-3	0-2	0-0	1-0	1	0	0	0	1	0	1	11	
10	NGUIDJOL, Boe	1-3	0-0	1-2	1-2	1	2	1	3	0	1	0	14	
12	CALIPARI, Brad	1-4	0-3	1-3	0-1	1	1	3	1	0	0	0	25	
14	HOFMAN, Sam	0-2	0-1	0-0	0-2	1	1	0	0	0	0	0	5	
Team						2	1	3						

FG % 1st Half: 10-31 32.3% 2nd half: 9-23 39.1% Game: 19-54 35.2%
3FG % 1st Half: 2-13 15.4% 2nd half: 2-5 40.0% Game: 4-18 22.2%
FT % 1st Half: 7-13 53.8% 2nd half: 12-14 85.7% Game: 19-27 70.4%

Officials: Richard Wilson, Brooks Wells, Paul Szele
Technical fouls: Northeastern-Shaquille Walters, Detroit Mercy-DAVIS, Antoine.
Attendance: 1151

Score by periods	1st	2nd	Total
Northeastern	33	41	74
Detroit Mercy	29	32	61

Official Basketball Box Score - Game Totals - Final Statistics
SIUE vs Detroit Mercy
12/21/19 3:00 pm at Detroit, Mich. (Calihan Hall)

SIUE 55 • 2-10,0-0 OVC												
Player	Total	3-Pr	Rebounds		PF	TP	A	O	Bk	Stl	Min	
	FG	FGA	FT	FTA	Off	Def	Total					
00 Anselm Uzuegbunem	5-6	0-0	6-8	2-3	5	16	0	0	0	0	25	
23 Brandon Jackson	0-4	0-0	4-4	0-4	4	1	4	0	3	0	19	
11 Tyrrese Willford	4-4	0-0	1-1	0-3	3	3	5	1	2	0	19	
14 Zeke Moore	1-5	1-3	0-0	1-2	3	3	3	0	3	0	29	
24 Cam Williams	1-4	1-4	0-2	0-0	2	3	3	1	2	0	12	
00 Trevaun Brown	1-3	0-0	0-1	2-2	4	2	0	0	2	0	17	
01 Kenyon Duling	0-5	0-4	0-0	0-2	2	0	2	0	0	0	21	
05 Mike Aduwumi	2-4	1-1	0-0	0-2	2	1	5	0	0	0	9	
02 Justin Benton	0-1	0-1	0-0	0-0	0	0	0	0	0	0	12	
42 Shamir Wright	5-8	0-0	0-0	2-0	2	0	10	0	1	0	17	
52 Iziah James	2-4	1-3	0-0	0-0	1	5	1	0	0	0	14	
55 Lamar Wright	0-1	0-0	2-4	1-2	1	2	1	0	0	0	5	
Team												
Totals	19-51	4-16	13-20	10-20	30	23	55	8	14	2	4	200

FG % 1st Half: 4-20 20.0% 2nd half: 15-31 48.4% Game: 19-51 37.3%
3FG % 1st Half: 0-7 0.0% 2nd half: 4-9 44.4% Game: 4-16 25.0%
FT % 1st Half: 7-10 70.0% 2nd half: 6-10 60.0% Game: 13-20 65.0%

Detroit Mercy 81 • 2-10,0-0 Horizon															
		Total			3-Pr		Rebounds								
#	Player	FG	FGA	FT	FTA	Off	Def	PF	TP	A	Min				
13	LEGRAND, Alondre	f	1-4	0-0	0-4	2	5	2	2	5	2	1	0	27	
21	BRANDON, Chris	f	2-3	0-0	2-3	4	6	10	5	6	2	0	1	30	
41	ISIANI, Willy	f	1-7	1-4	0-0	3	4	7	3	1	1	1	0	19	
00	DAVIS, Antoine	g	2-20	7-13	6-6	0	1	2	35	3	4	0	2	33	
01	MOORE, Marquis	g	4-6	4-4	0-0	1	3	4	3	12	1	2	0	28	
02	MILLER, Justin	g	3-7	0-0	6-6	2	4	12	2	1	1	0	0	14	
05	GORMAN, Jordan	g	0-4	0-2	0-0	0	0	0	0	0	1	1	0	12	
10	NGUIDJOL, Boe	g	3-4	1-1	1-1	1	4	5	3	8	2	1	1	0	15
12	CALIPARI, Brad	g	0-1	0-1	0-0	0	0	0	0	0	0	0	0	0	16
14	HOFMAN, Sam	g	1-3	0-2	1-1	1	2	3	0	3	0	0	0	0	6
Team															
Totals			26-59	13-27	16-17	14	27	81	17	17	12	4	3	0	200

FG % 1st Half: 15-32 46.9% 2nd half: 11-27 40.7% Game: 26-59 44.1%
3FG % 1st Half: 6-12 50.0% 2nd half: 7-15 46.7% Game: 13-27 48.1%
FT % 1st Half: 5-11 45.5% 2nd half: 15-16 93.8% Game: 16-17 94.1%

Officials: Tariq Lucas, Brian Shore, Jerry Scherzinger
Technical fouls: SIUE-Tyrrese Willford, Detroit Mercy-None.
Attendance: 1003

Score by periods	1st	2nd	Total
SIUE	37	40	77
Detroit Mercy	37	44	81

Official Basketball Box Score - Game Totals - Final Statistics
Detroit Mercy vs Oakland
12/28/19 3:00 pm at Rochester, Mich. (O'Rena)

Detroit Mercy 69 • 2-11,0-1 Horizon																	
#	Player	f	Total			3-Pr		Rebounds			PF	TP	A	O	Bk	Stl	Min
			FG	FGA	FG-FGA	FT	FTA	Off	Def	Total							
13	LEGRAND, Alondre	f	0-2	0-0	0-0	0	1	3	4	2	0	0	0	0	0	0	18
21	BRANDON, Chris	f	3-5	0-2	0-1	9	9	18	3	6	0	0	3	2	3	36	
41	ISIANI, Willy	f	2-9	1-8	2-3	2	5	3	7	1	2	0	0	0	0	21	
00	DAVIS, Antoine	g	4-17	4-13	12-12	0-1	1	1	3	24	6	4	0	3	4	34	
01	MOORE, Marquis	g	3-8	2-6	4-4	1	2	4	12	0	2	0	1	23			
02	MILLER, Justin	g	0-4	0-2	2-2	3	3	6	2	1	4	0	0	18			
05	GORMAN, Jordan	g	5-14	5-11	0-0	0	3	3	1	15	0	0	0	24			
10	NGUIDJOL, Boe	g	1-4	0-1	1-2	3	1	4	3	3	1	0	0	17			
14	HOFMAN, Sam	g	0-3	0-3	0-0	0	1	1	0	0	0	0	0	3			
	Team							0	0	0	0	0	0				
Totals			18-66	12-46	21-24	19	25	44	21	69	11	1	3	6	200		

FG % 1st Half: 6-27 22.2% 2nd half: 12-39 30.8% Game: 18-66 27.3%
3FG % 1st Half: 3-18 16.7% 2nd half: 9-30 30.0% Game: 12-46 26.1%
FT % 1st Half: 11-12 91.7% 2nd half: 10-12 83.3% Game: 21-24 87.5%

Oakland 78 • 6-6,1-0 Horizon															
Player		r	Total		3-Pr		Rebounds		PF	TP	A	TO	Bk	Stl	Min
			FG	FGA	FT	FTA	Off	Def							
44 Jalisha Terry	f	3	-4	0-1	0-0	0	2	2	0	6	1	0	0	0	18
14 Xavier Hill-Mais	c	8	-15	0-2	3-7	3	7	10	3	19	3	2	1	0	36
13 Brad Brechtling	c	1	-4	0-1	2-2	1	9	10	2	4	3	1	0	23	
00 Tray Maddox Jr.	g	6	-12	2-4	4-8	0	4	18	2	1	2	1	0	36	
15 Kevin Kang	g	3	-7	1-3	0-0	1	4	5	7	6	4	1	0	31	
10 Breanne Beatty	g	0	-0	0-0	0-0	0	0	0	0	0	3	2	0	1	9
21 Blake Lampman	g	4	-9	4-9	0-0	0	2	2	4	12	5	0	0	0	34
14 Brianna Bredy	g	2	-2	2-2	1-1	2-2	0	1	4	7	1	0	0	1	8
33 Jackie Harris	g	2	-3	1-1	0-0	0	0	0	2	5	0	0	0	0	5
Team						3	1	4							

2019-20 BOX SCORES



Official Basketball Box Score - Game Totals - Final Statistics
Detroit Mercy vs Milwaukee
 01/19/20 7:00 pm at Milwaukee, Wisc. (UWM Panther Arena)

**Detroit Mercy 90 • 4-15,2-4 Horizon**

#	Player	Total		3-Ptr		Rebounds		PF	TP	A	TO	Blk	Stl	Min
		FG-FGA	FG-FGA	FT-FTA	Off	Def	Tot							
13	LEGRAND, Alonde	0-1	0-0	0-0	0	0	0	2	1	0	0	0	0	7
14	HOFMAN, Sam	1-1	1-1	0-0	0	0	0	3	3	0	0	0	0	12
21	BRANDON, Chris	4-5	0-0	4-4	4	10	14	5	12	0	1	0	0	40
00	DAVIS, Antoine	9-19	6-12	5-5	0	4	4	5	29	5	9	0	1	33
01	MOORE, Marquis	4-10	1-5	9-10	3	6	9	1	18	2	0	5	40	
02	MILLER, Justin	2-7	0-1	3-4	1	2	3	4	7	3	4	0	0	23
04	ROSE JR., Dwayne	4-10	1-1	7-8	2	3	5	1	16	0	3	0	2	27
05	GORMAN, Jordan	0-1	0-0	0-0	0	0	0	0	0	0	0	0	0	7
12	CALIPARI, Brad	2-3	1-2	0-0	0	0	0	1	5	0	0	0	0	7
41	ISIANI, Willy	0-0	0-0	0-0	0	0	0	1	0	0	0	1	0	4
	Team				1	2	3							
	Totals	26-57	10-22	28-31	12	28	40	22	90	10	17	1	8	200

FG % 1st Half: 18-32 56.3% 2nd half: 8-25 32.0% Game: 26-57 45.6% Deadball Rebounds: 1
 3FG % 1st Half: 9-13 69.2% 2nd half: 1-9 11.1% Game: 10-22 45.5%
 FT % 1st Half: 10-11 90.9% 2nd half: 18-20 90.0% Game: 28-31 90.3%

Milwaukee 84 • 8-10,3-3 Horizon

#	Player	Total	3-Ptr	Reb	Off	Def	TP	FT	A	To	Blk	Stl	Min
		FG-FGA	FG-FGA	FT-FTA	Off	Def	Tot						
13	C.J. Wilbourn	1-2	0-0	2-2	1	1	2	5	4	0	0	0	13
01	Courtney Brown Jr.	3-6	2-4	0-0	1	1	2	4	8	0	3	0	21
03	DeAndre Abram	10-18	3-7	3-3	5	7	12	2	26	1	1	0	37
04	Te'Jon Lucas	4-15	0-3	5-8	0	4	4	5	13	7	2	0	37
20	Darius Roy	7-18	4-9	6-6	3	3	6	3	24	5	4	1	37
02	Harrison Henderson	0-0	0-0	0-0	0	0	0	0	0	0	0	0	1
04	Will Sessoms	1-3	0-0	0-1	1	0	1	0	2	0	0	2	9
10	Arturo Bingham	1-1	1-1	0-0	0	0	0	2	3	0	0	0	14
12	Amir Allen	0-1	0-0	2-4	2	2	4	1	2	0	0	1	15
24	Josh Thomas	1-4	0-2	0-0	0	1	1	3	2	1	2	0	16
	Team			2	1	3							
	Totals	28-68	10-26	18-24	15	20	35	25	84	14	12	4	200

FG % 1st Half: 14-36 38.9% 2nd half: 14-32 43.8% Game: 28-68 41.2% Deadball Rebounds: 1,1
 3FG % 1st Half: 5-12 41.7% 2nd half: 5-14 35.7% Game: 10-26 38.5%
 FT % 1st Half: 5-5 100.0 2nd half: 13-19 68.4% Game: 18-24 75.0%

Officials: Deidre Carr,Peter Juzenas,Edwin Young
 Technical fouls: Detroit Mercy-DAVIS, Antoine, Milwaukee-None.
 Attendance: 1150

Score by periods	1st	2nd	Total
Detroit Mercy	55	35	90
Milwaukee	38	46	84



Official Basketball Box Score - Game Totals - Final Statistics
IUPUI vs Detroit Mercy
 01/23/20 7:00 pm at Detroit, Mich. (Calihan Hall)

**IUPUI 64 • 5-16,1-7 Horizon**

#	Player	Total		3-Ptr		Rebounds		PF	TP	A	TO	Blk	Stl	Min			
		FG	FGA	FG	FGA	FT	FTA								Off	Def	Tot
12	Elyjah Goss	7	11	0	0	1	3	4	8	12	3	15	0	2	1	36	
00	Jaylen Minnett	6	17	3	12	0	0	0	2	2	3	15	5	6	0	1	36
10	Mike DePersia	0	5	0	2	0	0	1	3	4	0	2	3	1	0	3	33
14	Marcus Burk	10	22	5	12	0	0	2	8	10	0	25	3	0	1	1	38
23	Grant Weatherford	3	8	0	2	0	2	1	3	4	4	6	4	2	0	0	36
01	Jakoby Kemp	1	2	0	1	0	0	1	0	1	0	2	1	1	0	0	11
11	Brandon Kenyon	0	0	0	0	1	2	0	0	0	0	1	0	0	0	0	3
15	Taveion White	0	1	0	0	0	0	1	1	2	1	0	0	1	0	0	7
	Team																
	Totals	27	66	8	29	2	7	11	26	37	13	64	16	13	2	5	200

FG % 1st Half: 9-30 30.0% 2nd half: 18-36 50.0% Game: 27-66 40.9% Deadball Rebounds: 2
 3FG % 1st Half: 3-14 21.4% 2nd half: 5-15 33.3% Game: 8-29 27.6%
 FT % 1st Half: 1-4 25.0% 2nd half: 1-3 33.3% Game: 2-7 28.6%

Detroit Mercy 76 • 5-16,3-5 Horizon

#	Player	FG		3-Ptr		Rebounds		PF	TP	A	TO	Blk	Stl	Min
		F-G	F-FA	FT-G	FT-FA	Off	Def							
13	LEGRAND, Alonde	0-1	0-0	1-2	0-0	2	6	2	1	1	0	0	0	29
14	HOFMAN, Sam	2-5	0-2	0-0	0-0	2	1	3	1	4	1	0	0	18
21	BRANDON, Chris	9-10	0-0	0-0	0-0	5	7	12	2	18	0	1	6	35
00	DAVIS, Antoine	7-21	5-14	8-8	0	7	7	3	27	5	4	0	1	36
01	MOORE, Marquis	4-10	0-3	0-0	0-0	0	4	4	2	8	4	0	1	32
02	MILLER, Justin	2-6	0-0	2-2	2	1	3	0	6	5	3	0	0	12
04	ROSE JR., Dwayne	0-2	0-0	0-0	0-0	0	1	1	0	0	0	0	0	6
05	GORMAN, Jordan	0-1	0-1	0-0	0-0	0	0	0	0	0	0	0	0	4
12	CALIPARI, Brad	3-9	3-8	0-0	0-0	0	2	2	0	9	1	0	0	18
41	ISIANI, Willy	1-1	1-1	0-0	0-0	2	1	3	1	3	0	1	2	10
	Team					2	1	3						
	Totals	28-66	9-29	11-12		13	31	44	11	76	19	11	9	200

FG % 1st Half: 15-36 44.4% 2nd half: 12-30 40.0% Game: 28-66 42.4% Deadball Rebounds: 0
 3FG % 1st Half: 7-19 36.8% 2nd half: 2-10 20.0% Game: 9-29 31.0%
 FT % 1st Half: 2-2 100.0 2nd half: 9-10 90.0% Game: 11-12 91.7%

Officials: Scott Sivilie,William Eck,Lamont Simpson
 Technical fouls: IUPUI-None, Detroit Mercy-None.
 Attendance: 1624

Score by periods	1st	2nd	Total
IUPUI	22	42	64
Detroit Mercy	41	35	76



Official Basketball Box Score - Game Totals - Final Statistics
UIC vs Detroit Mercy
 01/25/20 1:00 pm at Detroit, Mich. (Calihan Hall)

**UIC 69 • 9-13,4-5 Horizon**

#	Player	FG	FTA	3-Ptr	FT	FTA	Rebounds	PF	TP	A	TO	Blk	Stl	Min
		FG	FTA	3-Ptr	FT	FTA	Off	Def	Tot					
02	Michael Diggins	1-5	1-3	2-2	0	0	3	5	2	5	1	3	1	0
13	Jordan Blount	0-2	0-0	0-0	0	0	0	1	1	4	0	1	2	0
23	Braelen Bridges	8-14	0-0	2-2	3	6	9	2	18	3	1	0	1	28
01	Marcus Otley	4-6	3-4	0-0	0	0	0	0	4	11	1	1	0	22
04	Tarkus Ferouson	2-5	1-4	1-1	0	5	3	6	1	4	1	0	0	29
00	Brian Taylor	2-4	0-2	1-1	2	0	2	2	1	5	1	1	0	9
03	Jacob Wiley	2-4	0-0	3-4	2	5	7	2	7	2	0	2	1	25
10	Deon Ejim	1-1	0-0	0-1	0	0	0	0	2	0	0	0	0	5
20	Jamie Ahale	1-3	1-3	0-0	0	0	0	0	1	3	1	0	0	19
25	Godwin Boahen	5-12	2-6	0-0	0	1	1	1	12	3	2	0	1	32
	Team			1	3	4								
	Totals	26-56	8-22	9-13	10	24	34	20	69	14	14	6	3	200

FG % 1st Half: 11-28 39.3% 2nd half: 15-28 53.6% Game: 26-56 46.4% Deadball Rebounds: 2,1
 3FG % 1st Half: 2-10 20.0% 2nd half: 6-12 50.0% Game: 8-22 36.4%
 FT % 1st Half: 3-6 50.0% 2nd half: 6-7 85.7% Game: 9-13 69.2%

Detroit Mercy 70 • 6-16,4-5 Horizon

#	Player	f	Total FG-FGA	3-Ptr FG-FGA	Rebounds FT-FTA	Off	Def	TP	A	TO	Blk	Stl	Min
13	LEGRAND, Alonde	3	0-1	0-0	0	0	3	1	6	2	3	0	26
14	HOFMAN, Sam	0	0-0	0-0	0	0	0	1	0	1	0	0	11
21	BRANDON, Chris	7	6-7	0-0	3-3	1	7	8	2	15	0	3	40
00	DAVIS, Antoine	5	5-15	3-8	0-0	0	1	1	4	13	4	2	36
01	MOORE, Marquis	4	4-11	0-6	8-8	4	3	7	3	16	2	2	35
02	MILLER, Justin	4	4-6	0-1	3-3	0	3	4	11	1	2	0	20
04	ROSE JR., Dwayne	0	0-4	0-0	0-0	0	0	0	0	0	0	1	8
05	GORMAN, Jordan	1	1-2	1-2	0-0	0	0	0	0	3	0	0	4
12	CALIPARI, Brad	1	0-4	1-2	0-1	0	2	2	1	3	0	0	12
41	ISIANI, Willy	1	1-3	1-3	0-0	0	0	0	0	3	1	0	8
	Team			1	3	4							
	Totals	25-55	6-23	14-15	6	22	28	16	70	12	9	3	200

FG % 1st Half: 13-29 44.8% 2nd half: 12-26 46.2% Game: 25-55 45.5% Deadball Rebounds: 0
 3FG % 1st Half: 5-13 38.5% 2nd half: 1-10 10.0% Game: 6-23 26.1%
 FT % 1st Half: 5-6 83.3% 2nd half: 9-9 100.0 Game: 14-15 93.3%

Officials: Matthew Morales,King Whetstone,Brandon Cruz
 Technical fouls: UIC-None, Detroit Mercy-None.
 Attendance: 1866

Score by periods	1st	2nd	Total
UIC	27	42	69
Detroit Mercy	36	34	70

DETROIT MERCY BASKETBALL

Detroit Mercy Combined Team Statistics (as of Jan 25, 2020)

All games



RECORD:	OVERALL	HOME	AWAY	NEUTRAL
ALL GAMES	6-16	4-4	1-11	1-1
CONFERENCE	4-5	3-1	1-4	0-0
NON-CONFERENCE	2-11	1-3	0-7	1-1

#	Player	gp-gs	min	avg	Total		3-Point		F-Throw		Rebounds				pf	dq	a	to	blk	stl	pts	avg
					fg-fga	fg%	3fg-fga	3fg%	ft-fa	ft%	off	def	tot	avg								
00	DAVIS, Antoine	21-21	763	36.3	153-434	.353	71-226	.314	112-120	.933	5	66	71	3.4	52	1	93	97	2	36	489	23.3
02	MILLER, Justin	22-7	465	21.1	71-206	.345	7-38	.184	72-89	.809	44	79	123	5.6	52	0	32	41	3	11	221	10.0
01	MOORE, Marquis	22-21	659	30.0	50-127	.394	23-66	.348	50-59	.847	21	80	101	4.6	50	0	23	32	3	16	173	7.9
12	CALIPARI, Brad	18-4	380	21.1	41-98	.418	36-87	.414	9-15	.600	3	18	21	1.2	10	0	5	6	0	4	127	7.1
21	BRANDON, Chris	22-19	582	26.5	65-91	.714	0-2	.000	19-33	.576	69	98	167	7.6	65	4	16	14	34	14	149	6.8
41	ISIANI, Willy	21-10	337	16.0	39-114	.342	30-95	.316	8-15	.533	21	41	62	3.0	29	0	13	18	16	14	116	5.5
04	ROSE JR., Dwayne	19-1	271	14.3	29-81	.358	5-12	.417	29-38	.763	12	18	30	1.6	21	1	10	27	2	7	92	4.8
10	NGUIDJOL, Boe	13-2	210	16.2	17-34	.500	5-11	.455	8-18	.444	16	37	53	4.1	27	0	6	13	8	2	47	3.6
05	GORMAN, Jordan	21-0	172	8.2	14-52	.269	11-35	.314	2-2	1.000	2	7	9	0.4	3	0	7	9	0	5	41	2.0
13	LEGRAND, Alonde	22-18	418	19.0	14-34	.412	0-3	.000	9-11	.818	10	55	65	3.0	50	1	29	29	5	17	37	1.7
14	HOFMAN, Sam	15-5	115	7.7	9-29	.310	5-22	.227	2-2	1.000	4	15	19	1.3	13	0	3	2	0	2	25	1.7
11	MAXWELL, B.J.	2-2	27	13.5	1-10	.100	0-5	.000	0-0	.000	0	0	0	0.0	3	0	1	2	0	2	2	1.0
Team											40	35	75					11				
Total.....		22	4399		503-1310	.384	193-602	.321	320-402	.796	247	549	796	36.2	375	7	238	301	73	130	1519	69.0
Opponents.....		22	4402		596-1325	.450	194-538	.361	305-417	.731	234	591	825	37.5	396	5	379	275	81	145	1691	76.9

TEAM STATISTICS	DETMERCY	OPP	Date	Opponent	Score	Att.
SCORING	1519	1691	11/10/19	at NC State	L 65-84	13430
Points per game	69.0	76.9	11/17/19	at Clemson	L 65-87	5804
Scoring margin	-7.8	-	11/19/19	at Wyoming	L 49-76	2967
FIELD GOALS-ATT	503-1310	596-1325	11/24/19	vs UC Irvine	w 86-74	411
Field goal pct	.384	.450	11/25/19	vs Louisiana	L 62-81	113
3 POINT FG-ATT	193-602	194-538	11/30/19	at Ohio	L 81-91	3030
3-point FG pct	.321	.361	12/03/19	at Kent St.	L 57-92	2030
3-pt FG made per game	8.8	8.8	12/07/19	EASTERN MICH.	L 51-55	1925
FREE THROWS-ATT	320-402	305-417	12/10/19	at Notre Dame	L 71-110	6441
Free throw pct	.796	.731	12/14/19	TOLEDO	L 72-80	1654
F-Throws made per game	14.5	13.9	12/19/19	NORTHEASTERN	L 61-74	1151
REBOUNDS	796	825	12/21/19	SIUE	w 81-55	1003
Rebounds per game	36.2	37.5	* 12/28/19	at Oakland	L 69-78	3792
Rebounding margin	-1.3	-	12/30/19	at Gonzaga	L 72-93	6000
ASSISTS	238	379	* 01/03/20	NORTHERN KY.	w 66-58	1323
Assists per game	10.8	17.2	* 01/05/20	WRIGHT ST.	L 69-70	1103
TURNOVERS	301	275	* 1/9/20	at Cleveland State	L 59-64	973
Turnovers per game	13.7	12.5	* 01/11/20	at Youngstown St.	L 67-69	2510
Turnover margin	-1.2	-	* 01/16/20	at Milwaukee	w 90-84	1150
Assist/turnover ratio	0.8	1.4	* 01/18/20	at Green Bay	L 80-83	1937
STEALS	130	145	* 01/23/20	IUPUI	w 76-64	1624
Steals per game	5.9	6.6	* 01/25/20	UIC	w 70-69	1866
BLOCKS	73	81				
Blocks per game	3.3	3.7				
ATTENDANCE	11649	50588				
Home games-Avg/Game	8-1456	12-4172				
Neutral site-Avg/Game	-	2-262				

* - Conference game

Score by Periods	1st	2nd	Totals
Detroit Mercy	745	774	1519
Opponents	797	894	1691

DETROIT MERCY BASKETBALL

Detroit Mercy Combined Team Statistics (as of Jan 25, 2020)

Conference games only



RECORD:	OVERALL	HOME	AWAY	NEUTRAL
ALL GAMES	4-5	3-1	1-4	0-0
CONFERENCE	4-5	3-1	1-4	0-0
NON-CONFERENCE	0-0	0-0	0-0	0-0

#	Player	gp-gs	min	avg	Total		3-Point		F-Throw		Rebounds				pf	dq	a	to	blk	stl	pts	avg
					fg-fga	fg%	3fg-fga	3fg%	ft-fa	ft%	off	def	tot	avg								
00	DAVIS, Antoine	9-9	332	36.9	53-172	.308	31-95	.326	43-45	.956	1	31	32	3.6	27	1	44	37	0	12	180	20.0
01	MOORE, Marquis	9-9	314	34.9	30-78	.385	10-39	.256	35-40	.875	16	37	53	5.9	20	0	14	16	3	9	105	11.7
02	MILLER, Justin	9-3	199	22.1	33-79	.418	1-9	.111	28-39	.718	19	31	50	5.6	22	0	20	22	1	5	95	10.6
21	BRANDON, Chris	9-9	310	34.4	41-54	.759	0-2	.000	8-12	.667	42	65	107	11.9	29	2	6	6	20	9	90	10.0
12	CALIPARI, Brad	6-0	100	16.7	14-37	.378	12-34	.353	2-4	.500	0	7	7	1.2	3	0	1	2	0	3	42	7.0
04	ROSE JR., Dwayne	8-0	129	16.1	17-36	.472	3-5	.600	12-18	.667	5	6	11	1.4	9	1	5	12	0	5	49	6.1
41	ISIANI, Willy	8-1	88	11.0	10-29	.345	6-24	.250	2-3	.667	6	10	16	2.0	9	0	6	5	7	3	28	3.5
10	NGUIDJOL, Boe	1-0	17	17.0	1-4	.250	0-1	.000	1-2	.500	3	1	4	4.0	3	0	3	1	0	0	3	3.0
14	HOFMAN, Sam	7-5	81	11.6	7-17	.412	4-12	.333	1-1	1.000	2	8	10	1.4	10	0	3	1	0	1	19	2.7
05	GORMAN, Jordan	9-0	55	6.1	6-20	.300	6-15	.400	0-0	.000	0	3	3	0.3	2	0	0	1	0	1	18	2.0
13	LEGRAND, Alonde	9-9	175	19.4	7-14	.500	0-1	.000	3-4	.750	3	25	28	3.1	21	0	8	14	3	5	17	1.9
Team											14	16	30					6				
Total.....		9	1800		219-540	.406	73-237	.308	135-168	.804	111	240	351	39.0	155	4	110	123	34	53	646	71.8
Opponents.....		9	1800		227-542	.419	73-205	.356	112-166	.675	104	225	329	36.6	161	2	140	114	33	59	639	71.0

TEAM STATISTICS	DETMERCY	OPP	Date	Opponent	Score	Att.
SCORING	646	639	* 12/28/19	at Oakland	L 69-78	3792
Points per game	71.8	71.0	* 01/03/20	NORTHERN KY.	W 66-58	1323
Scoring margin	+0.8	-	* 01/05/20	WRIGHT ST.	L 69-70	1103
FIELD GOALS-ATT	219-540	227-542	* 1/9/20	at Cleveland State	L 59-64	973
Field goal pct	.406	.419	* 01/11/20	at Youngstown St.	L 67-69	2510
3 POINT FG-ATT	73-237	73-205	* 01/16/20	at Milwaukee	W 90-84	1150
3-point FG pct	.308	.356	* 01/18/20	at Green Bay	L 80-83	1937
3-pt FG made per game	8.1	8.1	* 01/23/20	IUPUI	W 76-64	1624
FREE THROWS-ATT	135-168	112-166	* 01/25/20	UIC	W 70-69	1866
Free throw pct	.804	.675	* - Conference game			
F-Throws made per game	15.0	12.4				
REBOUNDS	351	329				
Rebounds per game	39.0	36.6				
Rebounding margin	+2.4	-				
ASSISTS	110	140				
Assists per game	12.2	15.6				
TURNOVERS	123	114				
Turnovers per game	13.7	12.7				
Turnover margin	-1.0	-				
Assist/turnover ratio	0.9	1.2				
STEALS	53	59				
Steals per game	5.9	6.6				
BLOCKS	34	33				
Blocks per game	3.8	3.7				
ATTENDANCE	5916	10362				
Home games-Avg/Game	4-1479	5-2072				
Neutral site-Avg/Game	-	0-0				

Score by Periods	1st	2nd	Totals
Detroit Mercy	316	330	646
Opponents	303	336	639

SUMMARY	Overall Statistics											Conference Statistics										
	gp-gs	min/g	fg%	3fg%	ft%	r/g	a/g	stl	blk	pts/g		gp-gs	min/g	fg%	3fg%	ft%	r/g	a/g	stl	blk	pts/g	
DAVIS, Antoine	21-21	36.3	.353	.314	.933	3.4	4.4	36	2	23.3		9-9	36.9	.308	.326	.956	3.6	4.9	12	0	20.0	
MILLER, Justin	22-7	21.1	.345	.184	.809	5.6	1.5	11	3	10.0		9-3	22.1	.418	.111	.718	5.6	2.2	5	1	10.6	
MOORE, Marquis	22-21	30.0	.394	.348	.847	4.6	1.0	16	3	7.9		9-9	34.9	.385	.256	.875	5.9	1.6	9	3	11.7	
CALIPARI, Brad	18-4	21.1	.418	.414	.600	1.2	0.3	4	0	7.1		6-0	16.7	.378	.353	.500	1.2	0.2	3	0	7.0	
BRANDON, Chris	22-19	26.5	.714	.000	.576	7.6	0.7	14	34	6.8		9-9	34.4	.759	.000	.667	11.9	0.7	9	20	10.0	
ISIANI, Willy	21-10	16.0	.342	.316	.533	3.0	0.6	14	16	5.5		8-1	11.0	.345	.250	.667	2.0	0.8	3	7	3.5	
ROSE JR., Dwayne	19-1	14.3	.358	.417	.763	1.6	0.5	7	2	4.8		8-0	16.1	.472	.600	.667	1.4	0.6	5	0	6.1	
NGUIDJOL, Boe	13-2	16.2	.500	.455	.444	4.1	0.5	2	8	3.6		1-0	17.0	.250	.000	.500	4.0	3.0	0	0	3.0	
GORMAN, Jordan	21-0	8.2	.269	.314	1.000	0.4	0.3	5	0	2.0		9-0	6.1	.300	.400	.000	0.3	0.0	1	0	2.0	
LEGRAND, Alonde	22-18	19.0	.412	.000	.818	3.0	1.3	17	5	1.7		9-9	19.4	.500	.000	.750	3.1	0.9	5	3	1.9	
HOFMAN, Sam	15-5	7.7	.310	.227	1.000	1.3	0.2	2	0	1.7		7-5	11.6	.412	.333	1.000	1.4	0.4	1	0	2.7	
MAXWELL, B.J.	2-2	13.5	.100	.000	.000	0.0	0.5	2	0	1.0												
Totals	22		.384	.321	.796	36.2	10.8	130	73	69.0		9		.406	.308	.804	39.0	12.2	53	34	71.8	
Opponent	22		.450	.361	.731	37.5	17.2	145	81	76.9		9		.419	.356	.675	36.6	15.6	59	33	71.0	

SCORING	Overall Statistics									Conference Statistics								
	fg-fga	fg%	3fg-fga	3fg%	ft-fta	ft%	pts	pts/q		fg-fga	fg%	3fg-fga	3fg%	ft-fta	ft%	pts	pts/q	
DAVIS, Antoine	153-434	.353	71-226	.314	112-120	.933	489	23.3		53-172	.308	31-95	.326	43-45	.956	180	20.0	
MILLER, Justin	71-206	.345	7-38	.184	72-89	.809	221	10.0		33-79	.418	1-9	.111	28-39	.718	95	10.6	
MOORE, Marquis	50-127	.394	23-66	.348	50-59	.847	173	7.9		30-78	.385	10-39	.256	35-40	.875	105	11.7	
CALIPARI, Brad	41-98	.418	36-87	.414	9-15	.600	127	7.1		14-37	.378	12-34	.353	2-4	.500	42	7.0	
BRANDON, Chris	65-91	.714	0-2	.000	19-33	.576	149	6.8		41-54	.759	0-2	.000	8-12	.667	90	10.0	
ISIANI, Willy	39-114	.342	30-95	.316	8-15	.533	116	5.5		10-29	.345	6-24	.250	2-3	.667	28	3.5	
ROSE JR., Dwayne	29-81	.358	5-12	.417	29-38	.763	92	4.8		17-36	.472	3-5	.600	12-18	.667	49	6.1	
NGUIDJOL, Boe	17-34	.500	5-11	.455	8-18	.444	47	3.6		1-4	.250	0-1	.000	1-2	.500	3	3.0	
GORMAN, Jordan	14-52	.269	11-35	.314	2-2	1.000	41	2.0		6-20	.300	6-15	.400	0-0	.000	18	2.0	
LEGRAND, Alonde	14-34	.412	0-3	.000	9-11	.818	37	1.7		7-14	.500	0-1	.000	3-4	.750	17	1.9	
HOFMAN, Sam	9-29	.310	5-22	.227	2-2	1.000	25	1.7		7-17	.412	4-12	.333	1-1	1.000	19	2.7	
MAXWELL, B.J.	1-10	.100	0-5	.000	0-0	.000	2	1.0										
Totals	503-1310	.384	193-602	.321	320-402	.796	1519	69.0		219-540	.406	73-237	.308	135-168	.804	646	71.8	
Opponent	596-1325	.450	194-538	.361	305-417	.731	1691	76.9		227-542	.419	73-205	.356	112-166	.675	639	71.0	

TOTALS	Overall Statistics										Conference Statistics									
	o-reb	d-reb	total	pf	fo	a	to	a/to	hi	pts	o-reb	d-reb	total	pf	fo	a	to	a/to	hi	pts
DAVIS, Antoine	5	66	71	52	1	93	97	1.0	35		1	31	32	27	1	44	37	1.2	29	
MILLER, Justin	44	79	123	52	0	32	41	0.8	18		19	31	50	22	0	20	22	0.9	18	
MOORE, Marquis	21	80	101	50	0	23	32	0.7	18		16	37	53	20	0	14	16	0.9	18	
CALIPARI, Brad	3	18	21	10	0	5	6	0.8	20		0	7	7	3	0	1	2	0.5	11	
BRANDON, Chris	69	98	167	65	4	16	14	1.1	18		42	65	107	29	2	6	6	1.0	18	
ISIANI, Willy	21	41	62	29	0	13	18	0.7	15		6	10	16	9	0	6	5	1.2	7	
ROSE JR., Dwayne	12	18	30	21	1	10	27	0.4	16		5	6	11	9	1	5	12	0.4	16	
NGUIDJOL, Boe	16	37	53	27	0	6	13	0.5	8		3	1	4	3	0	3	1	3.0	3	
GORMAN, Jordan	2	7	9	3	0	7	9	0.8	15		0	3	3	2	0	0	1	0.0	15	
LEGRAND, Alonde	10	55	65	50	1	29	29	1.0	6		3	25	28	21	0	8	14	0.6	6	
HOFMAN, Sam	4	15	19	13	0	3	2	1.5	9		2	8	10	10	0	3	1	3.0	9	
MAXWELL, B.J.	0	0	0	3	0	1	2	0.5	2											
Totals	247	549	796	375	7	238	301	0.8	90		111	240	351	155	4	110	123	0.9	90	
Opponent	234	591	825	396	5	379	275	1.4	110		104	225	329	161	2	140	114	1.2	84	

Opponent	1st	2nd	Score	Mar	Total FG	FG Pct	3-Pointers	3FG Pct	Free Throws	FT Pct	Rebounds	Assist	T/Over	Block	Steal	Fouls
NC State	30/43	35/41	65-84	(19)	24-60/29-61	.400/.475	5-25/10-29	.200/.345	12-20/16-21	.600/.762	40/33 +7	8/20	15/11	3/7	6/5	15/22
Clemson	29/38	36/49	65-87	(22)	19-59/31-65	.322/.477	7-24/11-33	.292/.333	20-22/14-21	.909/.667	38/39 (1)	8/20	18/14	1/2	9/10	17/21
Wyoming	31/33	18/43	49-76	(27)	19-67/26-55	.284/.473	9-33/9-26	.273/.346	2-5/15-16	.400/.938	37/43 (6)	9/16	11/11	1/4	5/3	19/14
UC Irvine	48/42	38/32	86-74	+12	23-55/27-69	.418/.391	15-32/4-24	.469/.167	25-30/16-19	.833/.842	32/38 (6)	13/17	12/12	3/2	6/5	16/22
Louisiana	24/34	38/47	62-81	(19)	17-49/31-67	.347/.463	8-30/9-28	.267/.321	20-24/10-16	.833/.625	28/40 (12)	5/15	17/16	4/0	6/10	19/19
Ohio	34/50	47/41	81-91	(10)	27-57/30-56	.474/.536	12-35/9-20	.343/.450	15-20/22-26	.750/.846	27/34 (7)	10/18	14/12	2/1	6/6	20/18
Kent St.	30/36	27/56	57-92	(35)	18-62/35-68	.290/.515	6-22/8-26	.273/.308	15-18/14-16	.833/.875	35/43 (8)	8/21	16/12	4/10	9/9	15/17
EASTERN MICH.	31/35	20/20	51-55	(4)	13-56/19-41	.232/.463	10-33/6-20	.303/.300	15-16/11-19	.938/.579	39/32 +7	9/12	17/20	2/5	11/10	19/20
Notre Dame	33/49	38/61	71-110	(39)	28-66/41-69	.424/.594	9-30/20-39	.300/.513	6-10/8-8	.600/1000	28/40 (12)	12/33	13/10	1/6	5/7	12/10
TOLEDO	36/33	36/47	72-80	(8)	24-62/23-59	.387/.390	13-28/12-25	.464/.480	11-13/22-28	.846/.786	36/41 (5)	15/15	10/9	7/3	4/4	17/12
NORTHEASTERN	29/33	32/41	61-74	(13)	19-54/25-57	.352/.439	4-18/9-24	.222/.375	19-27/15-17	.704/.882	29/43 (14)	6/19	9/12	1/2	4/6	18/22
SIUE	37/15	44/40	81-55	+26	26-59/19-51	.441/.373	13-27/4-16	.481/.250	16-17/13-20	.941/.650	41/30 +11	17/8	12/14	4/2	3/4	17/23
Oakland	26/46	43/32	69-78	(9)	18-66/29-57	.273/.509	12-46/9-25	.261/.360	21-24/11-20	.875/.550	44/38 +6	11/22	14/14	3/4	6/4	21/18
Gonzaga	37/53	35/40	72-93	(21)	27-64/33-65	.422/.508	9-28/10-23	.321/.435	9-12/17-24	.750/.708	35/40 (5)	8/25	14/8	6/4	3/7	16/15
NORTHERN KY.	26/27	40/31	66-58	+8	25-51/19-57	.490/.333	4-15/7-26	.267/.269	12-20/13-17	.600/.765	41/30 +11	16/14	20/15	4/1	6/12	17/20
WRIGHT ST.	43/42	26/28	69-70	(1)	28-58/25-69	.483/.362	7-20/6-17	.350/.353	6-10/14-21	.600/.667	39/41 (2)	11/13	14/8	8/5	5/8	16/12
Cleveland State	27/35	32/29	59-64	(5)	20-66/23-51	.303/.451	9-34/5-11	.265/.455	10-12/13-23	.833/.565	42/39 +3	8/10	12/10	4/6	6/6	18/16
Youngstown St.	24/30	43/39	67-69	(2)	23-57/21-51	.404/.412	9-24/8-22	.375/.364	12-18/19-25	.667/.760	31/36 (5)	11/14	11/13	1/0	5/7	18/16
Milwaukee	55/38	35/46	90-84	+6	26-57/28-68	.456/.412	10-22/10-26	.455/.385	28-31/18-24	.903/.750	40/35 +5	10/14	17/12	1/4	8/6	22/25
Green Bay	38/36	42/47	80-83	(3)	26-64/29-67	.406/.433	7-24/12-27	.292/.444	21-26/13-16	.808/.813	42/39 +3	12/23	15/15	1/5	7/8	16/21
IUPUI	41/22	35/42	76-64	+12	28-66/27-66	.424/.409	9-29/8-29	.310/.276	11-12/2-7	.917/.286	44/37 +7	19/16	11/13	9/2	7/5	11/13
UIC	36/27	34/42	70-69	+1	25-55/26-56	.455/.464	6-23/8-22	.261/.364	14-15/9-13	.933/.692	28/34 (6)	12/14	9/14	3/6	3/3	16/20

Note: Game totals are displayed in the format TEAM/OPPONENT for each category

#00 DAVIS, Antoine

Opponent	Date	gs	min	Total		3-Pointers		Free throws		Rebounds				pf	a	t/o	blk	stl	pts	avg	
				fg-fga	pct	3fg-fga	pct	ft-fa	pct	off	def	tot	avg								
at NC State	11/10/19	*	38	11-23	.478	2-10	.200	4-6	.667	2	4	6	6.0	2	4	5	0	2	28	28.0	
at Clemson	11/17/19	*	38	6-20	.300	3-12	.250	11-12	.917	1	2	3	4.5	3	6	10	0	4	26	27.0	
at Wyoming	11/19/19	*	35	5-23	.217	1-11	.091	0-0	.000	0	2	2	3.7	1	3	2	0	2	11	21.7	
vs UC Irvine	11/24/19	*	35	6-17	.353	4-10	.400	7-8	.875	1	3	4	3.8	2	6	4	0	3	23	22.0	
vs Louisiana	11/25/19	*	35	7-20	.350	4-13	.308	12-12	1.000	0	3	3	3.6	3	4	6	0	2	30	23.6	
at Ohio	11/30/19	*	38	12-26	.462	4-15	.267	5-6	.833	0	4	4	3.7	3	8	9	0	1	33	25.2	
at Kent St.	12/03/19	*	37	7-25	.280	2-7	.286	7-7	1.000	0	2	2	3.4	1	6	5	0	2	23	24.9	
EASTERN MICH.	12/07/19	*	36	4-20	.200	4-15	.267	4-5	.800	0	3	3	3.4	3	2	4	1	3	16	23.8	
at Notre Dame	12/10/19	*	36	12-21	.571	1-6	.167	2-2	1.000	0	3	3	3.3	2	4	5	0	2	27	24.1	
NORTHEASTERN	12/19/19	*	32	8-24	.333	3-8	.375	7-7	1.000	0	3	3	3.3	2	1	2	0	1	26	24.3	
SIUE	12/21/19	*	33	11-20	.550	7-13	.538	6-6	1.000	0	1	1	3.1	2	3	4	0	2	35	25.3	
at Oakland	12/28/19	*	40	4-17	.235	4-13	.308	12-12	1.000	0	1	1	2.9	3	6	4	0	3	24	25.2	
at Gonzaga	12/30/19	*	38	11-23	.478	5-11	.455	4-4	1.000	0	5	5	3.1	1	2	4	1	0	31	25.6	
NORTHERN KY.	01/03/20	*	40	5-13	.385	3-7	.429	4-4	1.000	1	5	6	3.3	4	2	6	0	1	17	25.0	
WRIGHT ST.	01/05/20	*	37	9-24	.375	4-12	.333	2-4	.500	0	3	3	3.3	2	6	2	0	2	24	24.9	
at Cleveland State	1/9/20	*	38	5-22	.227	3-11	.273	2-2	1.000	0	2	2	3.2	4	4	3	0	0	15	24.3	
at Youngstown St.	01/11/20	*	37	5-20	.250	2-9	.222	2-2	1.000	0	1	1	3.1	2	5	5	0	1	14	23.7	
at Milwaukee	01/16/20	*	33	9-19	.474	6-12	.500	5-5	1.000	0	4	4	3.1	5	5	9	0	1	29	24.0	
at Green Bay	01/18/20	*	35	4-21	.190	1-9	.111	8-8	1.000	0	7	7	3.3	0	7	2	0	1	17	23.6	
IUPUI	01/23/20	*	36	7-21	.333	5-14	.357	8-8	1.000	0	7	7	3.5	3	5	4	0	1	27	23.8	
UIC	01/25/20	*	36	5-15	.333	3-8	.375	0-0	.000	0	1	1	3.4	4	4	2	0	2	13	23.3	
Totals			21	763	153-434	.353	71-226	.314	112-120	.933	5	66	71	3.4	52	93	97	2	36	489	23.3

Games played: 21
 Minutes/game: 36.3
 Points/game: 23.3
 FG Pct: 35.3
 3FG Pct: 31.4
 FT Pct: 93.3

Rebounds/game: 3.4
 Assists/game: 4.4
 Turnovers/game: 4.6
 Assist/turnover ratio: 1.0
 Steals/game: 1.7
 Blocks/game: 0.1

#01 MOORE, Marquis

Opponent	Date	gs	min	Total		3-Pointers		Free throws		Rebounds				pf	a	t/o	blk	stl	pts	avg	
				fg-fga	pct	3fg-fga	pct	ft-fa	pct	off	def	tot	avg								
at NC State	11/10/19	*	33	1-4	.250	0-0	.000	2-2	1.000	0	4	4	4.0	3	2	2	0	1	4	4.0	
at Clemson	11/17/19	*	33	2-4	.500	2-3	.667	0-0	.000	0	3	3	3.5	2	0	2	0	0	6	5.0	
at Wyoming	11/19/19	*	35	3-4	.750	2-2	1.000	0-0	.000	1	8	9	5.3	4	0	1	0	1	8	6.0	
vs UC Irvine	11/24/19	*	27	0-3	.000	0-1	.000	4-4	1.000	0	4	4	5.0	3	3	0	0	1	4	5.5	
vs Louisiana	11/25/19	*	23	1-5	.200	0-3	.000	1-2	.500	0	4	4	4.8	2	0	2	0	0	3	5.0	
at Ohio	11/30/19	*	11	0-0	.000	0-0	.000	0-0	.000	0	1	1	4.2	1	0	0	0	0	0	4.2	
at Kent St.	12/03/19		19	1-1	1.000	1-1	1.000	2-4	.500	0	2	2	3.9	0	0	1	0	2	5	4.3	
EASTERN MICH.	12/07/19	*	38	3-7	.429	1-4	.250	5-5	1.000	1	9	10	4.6	4	1	1	0	1	12	5.3	
at Notre Dame	12/10/19	*	23	1-4	.250	1-2	.500	0-0	.000	1	0	1	4.2	1	2	3	0	0	3	5.0	
TOLEDO	12/14/19	*	20	2-4	.500	1-2	.500	0-0	.000	1	1	2	4.0	2	0	0	0	0	5	5.0	
NORTHEASTERN	12/19/19	*	33	1-2	.500	0-1	.000	1-2	.500	0	1	1	3.7	1	0	1	0	1	3	4.8	
SIUE	12/21/19	*	28	4-6	.667	4-4	1.000	0-0	.000	1	3	4	3.8	3	1	2	0	0	12	5.4	
at Oakland	12/28/19	*	23	3-8	.375	2-6	.333	4-4	1.000	1	1	2	3.6	4	0	2	0	1	12	5.9	
at Gonzaga	12/30/19	*	22	1-5	.200	1-4	.250	0-0	.000	0	3	3	3.6	4	0	1	0	0	3	5.7	
NORTHERN KY.	01/03/20	*	39	5-8	.625	1-2	.500	1-2	.500	1	7	8	3.9	2	1	3	1	0	12	6.1	
WRIGHT ST.	01/05/20	*	39	2-6	.333	1-3	.333	1-2	.500	2	3	5	3.9	2	1	3	1	0	6	6.1	
at Cleveland State	1/9/20	*	31	1-7	.143	1-5	.200	2-3	.667	2	4	6	4.1	2	0	1	0	0	5	6.1	
at Youngstown St.	01/11/20	*	37	4-11	.364	3-6	.500	4-5	.800	2	4	6	4.2	2	3	2	0	0	15	6.6	
at Milwaukee	01/16/20	*	40	4-10	.400	1-5	.200	9-10	.900	3	6	9	4.4	1	2	0	0	5	18	7.2	
at Green Bay	01/18/20	*	38	3-7	.429	1-3	.333	6-6	1.000	1	5	6	4.5	2	1	3	0	2	13	7.5	
IUPUI	01/23/20	*	32	4-10	.400	0-3	.000	0-0	.000	0	4	4	4.5	2	4	0	1	1	8	7.5	
UIC	01/25/20	*	35	4-11	.364	0-6	.000	8-8	1.000	4	3	7	4.6	3	2	2	0	0	16	7.9	
Totals			21	659	50-127	.394	23-66	.348	50-59	.847	21	80	101	4.6	50	23	32	3	16	173	7.9

Games played: 22
 Minutes/game: 30.0
 Points/game: 7.9
 FG Pct: 39.4
 3FG Pct: 34.8
 FT Pct: 84.7

Rebounds/game: 4.6
 Assists/game: 1.0
 Turnovers/game: 1.5
 Assist/turnover ratio: 0.7
 Steals/game: 0.7
 Blocks/game: 0.1

DETROIT MERCY BASKETBALL

Detroit Mercy Individual Game-by-Game (as of Jan 26, 2020)

All games



#02 MILLER, Justin

Opponent	Date	gs	min	Total		3-Pointers		Free throws		Rebounds				pf	a	t/o	blk	stl	pts	avg
				fg-fga	pct	3fg-fga	pct	ft-fa	pct	off	def	tot	avg							
at NC State	11/10/19		15	3-9	.333	0-2	.000	3-4	.750	0	3	3	3.0	0	0	0	0	0	9	9.0
at Clemson	11/17/19		22	4-14	.286	1-3	.333	4-4	1.000	5	8	13	8.0	4	1	3	0	0	13	11.0
at Wyoming	11/19/19		13	0-10	.000	0-3	.000	0-1	.000	0	5	5	7.0	3	0	1	0	0	0	7.3
vs UC Irvine	11/24/19		21	3-8	.375	2-4	.500	6-6	1.000	1	1	2	5.8	0	0	1	1	1	14	9.0
vs Louisiana	11/25/19		22	2-3	.667	1-1	1.000	0-0	.000	0	3	3	5.2	2	0	3	0	0	5	8.2
at Ohio	11/30/19	*	26	4-10	.400	0-3	.000	4-4	1.000	1	4	5	5.2	4	2	2	0	1	12	8.8
at Kent St.	12/03/19	*	22	2-13	.154	0-1	.000	2-3	.667	5	4	9	5.7	4	1	1	0	0	6	8.4
EASTERN MICH.	12/07/19		21	0-3	.000	0-0	.000	6-6	1.000	4	5	9	6.1	3	1	2	0	2	6	8.1
at Notre Dame	12/10/19	*	19	4-13	.308	0-2	.000	3-4	.750	2	4	6	6.1	2	1	0	0	0	11	8.4
TOLEDO	12/14/19		17	3-13	.231	2-5	.400	0-0	.000	0	3	3	5.8	0	0	2	0	0	8	8.4
NORTHEASTERN	12/19/19		20	4-10	.400	0-1	.000	5-6	.833	3	3	6	5.8	3	1	1	1	1	13	8.8
SIUE	12/21/19		14	3-7	.429	0-0	.000	6-6	1.000	2	2	4	5.7	1	2	1	0	0	12	9.1
at Oakland	12/28/19		18	0-4	.000	0-2	.000	2-2	1.000	3	3	6	5.7	2	1	4	0	0	2	8.5
at Gonzaga	12/30/19	*	34	6-14	.429	0-4	.000	5-6	.833	2	3	5	5.6	4	3	2	0	1	17	9.1
NORTHERN KY.	01/03/20	*	33	7-14	.500	0-0	.000	4-7	.571	1	5	6	5.7	3	5	3	0	2	18	9.7
WRIGHT ST.	01/05/20	*	28	5-11	.455	1-3	.333	3-4	.750	2	10	12	6.1	4	2	1	1	0	14	10.0
at Cleveland State	1/9/20	*	28	4-12	.333	0-1	.000	6-7	.857	5	2	7	6.1	3	1	3	0	3	14	10.2
at Youngstown St.	01/11/20		24	6-11	.545	0-0	.000	4-8	.500	2	4	6	6.1	1	0	1	0	0	16	10.6
at Milwaukee	01/16/20		23	2-7	.286	0-1	.000	3-4	.750	1	2	3	5.9	4	3	4	0	0	7	10.4
at Green Bay	01/18/20		13	3-8	.375	0-1	.000	1-2	.500	3	1	4	5.9	1	2	1	0	0	7	10.2
IUPUI	01/23/20		12	2-6	.333	0-0	.000	2-2	1.000	2	1	3	5.7	0	5	3	0	0	6	10.0
UIC	01/25/20		20	4-6	.667	0-1	.000	3-3	1.000	0	3	3	5.6	4	1	2	0	0	11	10.0
Totals		7	465	71-206	.345	7-38	.184	72-89	.809	44	79	123	5.6	52	32	41	3	11	221	10.0

Games played: 22
 Minutes/game: 21.1
 Points/game: 10.0
 FG Pct: 34.5
 3FG Pct: 18.4
 FT Pct: 80.9

Rebounds/game: 5.6
 Assists/game: 1.5
 Turnovers/game: 1.9
 Assist/turnover ratio: 0.8
 Steals/game: 0.5
 Blocks/game: 0.1

#04 ROSE JR., Dwayne

Opponent	Date	gs	min	Total		3-Pointers		Free throws		Rebounds				pf	a	t/o	blk	stl	pts	avg
				fg-fga	pct	3fg-fga	pct	ft-fta	pct	off	def	tot	avg							
at NC State	11/10/19		19	2-5	.400	1-2	.500	0-0	.000	2	2	4	4.0	2	0	1	0	0	5	5.0
at Clemson	11/17/19		7	1-3	.333	0-0	.000	0-0	.000	0	0	0	2.0	1	0	1	1	1	2	3.5
at Wyoming	11/19/19		10	1-6	.167	0-2	.000	0-0	.000	0	3	3	2.3	1	1	2	0	0	2	3.0
vs UC Irvine	11/24/19		16	1-4	.250	0-0	.000	4-5	.800	0	0	0	1.8	0	1	3	0	0	6	3.8
vs Louisiana	11/25/19		18	2-6	.333	0-1	.000	4-4	1.000	1	3	4	2.2	1	0	2	1	1	8	4.6
at Ohio	11/30/19		16	1-2	.500	0-0	.000	2-3	.667	2	0	2	2.2	2	0	1	0	0	4	4.5
at Kent St.	12/03/19		11	1-2	.500	1-1	1.000	2-2	1.000	0	2	2	2.1	1	0	1	0	0	5	4.6
EASTERN MICH.	12/07/19		8	0-4	.000	0-0	.000	0-0	.000	2	1	3	2.3	2	0	0	0	0	0	4.0
at Notre Dame	12/10/19		9	0-1	.000	0-0	.000	1-2	.500	0	0	0	2.0	0	1	1	0	0	1	3.7
TOLEDO	12/14/19	*	18	3-11	.273	0-0	.000	4-4	1.000	0	1	1	1.9	2	2	3	0	0	10	4.3
at Gonzaga	12/30/19		10	0-1	.000	0-1	.000	0-0	.000	0	0	0	1.7	0	0	0	0	0	0	3.9
NORTHERN KY.	01/03/20		28	3-7	.429	0-2	.000	1-3	.333	0	0	0	1.6	1	3	2	0	1	7	4.2
WRIGHT ST.	01/05/20		23	4-6	.667	0-0	.000	0-0	.000	2	2	4	1.8	0	0	3	0	1	8	4.5
at Cleveland State	1/9/20		4	0-0	.000	0-0	.000	0-0	.000	0	0	0	1.6	0	0	1	0	1	0	4.1
at Youngstown St.	01/11/20		13	2-2	1.000	1-1	1.000	0-0	.000	0	0	0	1.5	5	1	0	0	0	5	4.2
at Milwaukee	01/16/20		27	4-10	.400	1-1	1.000	7-8	.875	2	3	5	1.8	1	0	3	0	2	16	4.9
at Green Bay	01/18/20		20	4-5	.800	1-1	1.000	4-7	.571	1	0	1	1.7	2	0	3	0	0	13	5.4
IUPUI	01/23/20		6	0-2	.000	0-0	.000	0-0	.000	0	1	1	1.7	0	0	0	0	0	0	5.1
UIC	01/25/20		8	0-4	.000	0-0	.000	0-0	.000	0	0	0	1.6	0	1	0	0	0	0	4.8
Totals		1	271	29-81	.358	5-12	.417	29-38	.763	12	18	30	1.6	21	10	27	2	7	92	4.8

Games played: 19
 Minutes/game: 14.3
 Points/game: 4.8
 FG Pct: 35.8
 3FG Pct: 41.7
 FT Pct: 76.3

Rebounds/game: 1.6
 Assists/game: 0.5
 Turnovers/game: 1.4
 Assist/turnover ratio: 0.4
 Steals/game: 0.4
 Blocks/game: 0.1

#05 GORMAN, Jordan

Opponent	Date	gs	min	Total		3-Pointers		Free throws		Rebounds				pf	a	t/o	blk	stl	pts	avg
				fg-fga	pct	3fg-fga	pct	ft-fta	pct	off	def	tot	avg							
at NC State	11/10/19		3	0-0	.000	0-0	.000	0-0	.000	0	0	0	0.0	0	0	1	0	0	0	0.0
at Wyoming	11/19/19		4	0-0	.000	0-0	.000	0-0	.000	0	0	0	0.0	0	1	1	0	0	0	0.0
vs UC Irvine	11/24/19		5	0-0	.000	0-0	.000	0-0	.000	0	1	1	0.3	0	1	0	0	0	0	0.0
vs Louisiana	11/25/19		12	1-5	.200	1-4	.250	2-2	1.000	0	1	1	0.5	0	0	0	0	1	5	1.3
at Ohio	11/30/19		4	0-1	.000	0-1	.000	0-0	.000	0	0	0	0.4	0	0	1	0	0	0	1.0
at Kent St.	12/03/19		3	0-0	.000	0-0	.000	0-0	.000	0	0	0	0.3	0	0	1	0	1	0	0.8
EASTERN MICH.	12/07/19		19	2-6	.333	2-5	.400	0-0	.000	0	1	1	0.4	1	2	1	0	1	6	1.6
at Notre Dame	12/10/19		13	1-3	.333	0-2	.000	0-0	.000	0	0	0	0.4	0	0	0	0	0	2	1.6
TOLEDO	12/14/19		17	3-7	.429	1-2	.500	0-0	.000	0	1	1	0.4	0	1	0	0	0	7	2.2
NORTHEASTERN	12/19/19		11	0-3	.000	0-2	.000	0-0	.000	1	0	1	0.5	0	0	1	0	1	0	2.0
SIUE	12/21/19		12	0-4	.000	0-2	.000	0-0	.000	0	0	0	0.5	0	1	1	0	0	0	1.8
at Oakland	12/28/19		24	5-14	.357	5-11	.455	0-0	.000	0	3	3	0.7	1	0	0	0	0	15	2.9
at Gonzaga	12/30/19		14	1-3	.333	1-2	.500	0-0	.000	1	0	1	0.7	0	1	1	0	0	3	2.9
NORTHERN KY.	01/03/20		3	0-1	.000	0-1	.000	0-0	.000	0	0	0	0.6	1	0	0	0	0	0	2.7
WRIGHT ST.	01/05/20		3	0-0	.000	0-0	.000	0-0	.000	0	0	0	0.6	0	0	0	0	0	0	2.5
at Cleveland State	1/9/20		6	0-0	.000	0-0	.000	0-0	.000	0	0	0	0.6	0	0	0	0	0	0	2.4
at Youngstown St.	01/11/20		3	0-1	.000	0-0	.000	0-0	.000	0	0	0	0.5	0	0	0	0	1	0	2.2
at Milwaukee	01/16/20		7	0-1	.000	0-0	.000	0-0	.000	0	0	0	0.5	0	0	0	0	0	0	2.1
at Green Bay	01/18/20		1	0-0	.000	0-0	.000	0-0	.000	0	0	0	0.5	0	0	1	0	0	0	2.0
IUPUI	01/23/20		4	0-1	.000	0-1	.000	0-0	.000	0	0	0	0.5	0	0	0	0	0	0	1.9
UIC	01/25/20		4	1-2	.500	1-2	.500	0-0	.000	0	0	0	0.4	0	0	0	0	0	3	2.0
Totals		0	172	14-52	.269	11-35	.314	2-2	1.000	2	7	9	0.4	3	7	9	0	5	41	2.0

Games played: 21
 Minutes/game: 8.2
 Points/game: 2.0
 FG Pct: 26.9
 3FG Pct: 31.4
 FT Pct: 100.0

Rebounds/game: 0.4
 Assists/game: 0.3
 Turnovers/game: 0.4
 Assist/turnover ratio: 0.8
 Steals/game: 0.2

#10 NGUIDJOL, Boe

Opponent	Date	gs	min	Total		3-Pointers		Free throws		Rebounds				pf	a	t/o	blk	stl	pts	avg
				fg-fga	pct	3fg-fga	pct	ft-fa	pct	off	def	tot	avg							
at NC State	11/10/19		28	2-3	.667	1-2	.500	1-4	.250	1	8	9	9.0	2	0	1	2	0	6	6.0
at Clemson	11/17/19		19	0-1	.000	0-0	.000	0-0	.000	1	1	2	5.5	1	0	0	0	0	0	3.0
at Wyoming	11/19/19		9	1-4	.250	0-1	.000	1-2	.500	2	1	3	4.7	2	0	0	0	0	3	3.0
vs UC Irvine	11/24/19		19	2-4	.500	1-2	.500	1-2	.500	0	7	7	5.3	4	0	2	1	1	6	3.8
vs Louisiana	11/25/19		17	1-1	1.000	0-0	.000	0-0	.000	0	4	4	5.0	3	0	2	2	0	2	3.4
at Ohio	11/30/19		20	2-2	1.000	1-1	1.000	2-5	.400	2	3	5	5.0	4	0	0	2	1	7	4.0
at Kent St.	12/03/19		13	2-3	.667	0-0	.000	0-0	.000	0	2	2	4.6	1	0	1	0	0	4	4.0
EASTERN MICH.	12/07/19	*	9	0-0	.000	0-0	.000	0-0	.000	2	1	3	4.4	0	0	3	0	0	0	3.5
at Notre Dame	12/10/19		16	1-1	1.000	0-0	.000	0-0	.000	1	3	4	4.3	1	0	0	0	0	2	3.3
TOLEDO	12/14/19	*	14	1-4	.250	1-3	.333	0-0	.000	2	1	3	4.2	2	1	1	0	0	3	3.3
NORTHEASTERN	12/19/19		14	1-3	.333	0-0	.000	1-2	.500	1	1	2	4.0	1	0	1	0	0	3	3.3
SIUE	12/21/19		15	3-4	.750	1-1	1.000	1-1	1.000	1	4	5	4.1	3	2	1	1	0	8	3.7
at Oakland	12/28/19		17	1-4	.250	0-1	.000	1-2	.500	3	1	4	4.1	3	3	1	0	0	3	3.6
Totals		2	210	17-34	.500	5-11	.455	8-18	.444	16	37	53	4.1	27	6	13	8	2	47	3.6

Games played: 13
Minutes/game: 16.2
Points/game: 3.6
FG Pct: 50.0
3FG Pct: 45.5
FT Pct: 44.4

Rebounds/game: 4.1
Assists/game: 0.5
Turnovers/game: 1.0
Assist/turnover ratio: 0.5
Steals/game: 0.2
Blocks/game: 0.6

#11 MAXWELL, B.J.

Opponent	Date	gs	min	Total		3-Pointers		Free throws		Rebounds				pf	a	t/o	blk	stl	pts	avg
				fg-fga	pct	3fg-fga	pct	ft-fa	pct	off	def	tot	avg							
EASTERN MICH.	12/07/19	*	21	1-7	.143	0-3	.000	0-0	.000	0	0	0	0.0	2	0	1	0	2	2	2.0
at Notre Dame	12/10/19	*	6	0-3	.000	0-2	.000	0-0	.000	0	0	0	0.0	1	1	1	0	0	0	1.0
Totals		2	27	1-10	.100	0-5	.000	0-0	.000	0	0	0	0.0	3	1	2	0	2	2	1.0

Games played: 2
Minutes/game: 13.5
Points/game: 1.0
FG Pct: 10.0
3FG Pct: 0.0

Assists/game: 0.5
Turnovers/game: 1.0
Assist/turnover ratio: 0.5
Steals/game: 1.0

#12 CALI PARI, Brad

Opponent	Date	gs	min	Total		3-Pointers		Free throws		Rebounds				pf	a	t/o	blk	stl	pts	avg
				fg-fga	pct	3fg-fga	pct	ft-fga	pct	off	def	tot	avg							
at NC State	11/10/19		14	0-4	.000	0-4	.000	0-0	.000	0	0	0	0.0	0	0	0	0	0	0	0.0
at Clemson	11/17/19		14	0-3	.000	0-1	.000	0-0	.000	0	1	1	0.5	0	0	0	0	0	0	0.0
at Wyoming	11/19/19		26	4-6	.667	4-6	.667	1-1	1.000	1	0	1	0.7	0	0	0	0	0	13	4.3
vs UC Irvine	11/24/19	*	32	5-10	.500	4-9	.444	2-2	1.000	0	4	4	1.5	1	1	1	0	0	16	7.3
vs Louisiana	11/25/19	*	24	1-2	.500	1-2	.500	0-2	.000	0	0	0	1.2	0	1	1	0	0	3	6.4
at Ohio	11/30/19	*	23	2-5	.400	2-5	.400	0-0	.000	0	1	1	1.2	0	0	0	0	0	6	6.3
at Kent St.	12/03/19	*	34	2-5	.400	2-5	.400	0-0	.000	1	0	1	1.1	1	0	0	0	0	6	6.3
EASTERN MICH.	12/07/19		16	2-5	.400	2-3	.667	0-0	.000	0	1	1	1.1	0	1	1	0	0	6	6.3
at Notre Dame	12/10/19		23	4-5	.800	4-5	.800	0-0	.000	1	0	1	1.1	1	0	0	0	1	12	6.9
TOLEDO	12/14/19		33	6-11	.545	5-9	.556	3-3	1.000	0	3	3	1.3	3	0	1	0	0	20	8.2
NORTHEASTERN	12/19/19		25	1-4	.250	0-3	.000	1-3	.333	0	1	1	1.3	1	1	0	0	0	3	7.7
SIUE	12/21/19		16	0-1	.000	0-1	.000	0-0	.000	0	0	0	1.2	0	0	0	0	0	0	7.1
at Cleveland State	1/9/20		24	4-11	.364	3-10	.300	0-0	.000	0	2	2	1.2	1	0	2	0	0	11	7.4
at Youngstown St.	01/11/20		21	2-6	.333	2-6	.333	2-3	.667	0	1	1	1.2	0	0	0	0	1	8	7.4
at Milwaukee	01/16/20		7	2-3	.667	1-2	.500	0-0	.000	0	0	0	1.1	1	0	0	0	0	5	7.3
at Green Bay	01/18/20		18	2-6	.333	2-6	.333	0-0	.000	0	0	0	1.1	0	0	0	0	0	6	7.2
IUPUI	01/23/20		18	3-9	.333	3-8	.375	0-0	.000	0	2	2	1.1	0	1	0	0	2	9	7.3
UIC	01/25/20		12	1-2	.500	1-2	.500	0-1	.000	0	2	2	1.2	1	0	0	0	0	3	7.1
Totals		4	380	41-98	.418	36-87	.414	9-15	.600	3	18	21	1.2	10	5	6	0	4	127	7.1

Games played: 18
 Minutes/game: 21.1
 Points/game: 7.1
 FG Pct: 41.8
 3FG Pct: 41.4
 FT Pct: 60.0

Rebounds/game: 1.2
 Assists/game: 0.3
 Turnovers/game: 0.3
 Assist/turnover ratio: 0.8
 Steals/game: 0.2

#13 LEGRAND, Alonde

Opponent	Date	gs	min	Total		3-Pointers		Free throws		Rebounds				pf	a	t/o	blk	stl	pts	avg
				fg-fga	pct	3fg-fga	pct	ft-fga	pct	off	def	tot	avg							
at NC State	11/10/19	*	16	1-1	1.000	0-0	.000	0-0	.000	0	2	2	2.0	1	0	2	0	1	2	2.0
at Clemson	11/17/19	*	17	1-1	1.000	0-0	.000	0-0	.000	1	2	3	2.5	2	0	0	0	2	2	2.0
at Wyoming	11/19/19	*	20	0-2	.000	0-0	.000	0-0	.000	1	2	3	2.7	1	2	2	0	1	0	1.3
vs UC Irvine	11/24/19		6	0-0	.000	0-0	.000	0-1	.000	1	0	1	2.3	1	1	0	0	0	0	1.0
vs Louisiana	11/25/19		7	0-0	.000	0-0	.000	0-0	.000	0	0	0	1.8	2	0	0	0	0	0	0.8
at Ohio	11/30/19		27	0-1	.000	0-1	.000	2-2	1.000	2	4	6	2.5	3	0	0	0	1	2	1.0
at Kent St.	12/03/19	*	29	1-4	.250	0-1	.000	2-2	1.000	1	5	6	3.0	5	0	4	1	3	4	1.4
EASTERN MICH.	12/07/19	*	8	0-1	.000	0-0	.000	0-0	.000	0	1	1	2.8	1	1	1	0	1	0	1.3
at Notre Dame	12/10/19		10	0-0	.000	0-0	.000	0-0	.000	0	4	4	2.9	2	2	0	0	0	0	1.1
TOLEDO	12/14/19	*	31	2-3	.667	0-0	.000	2-2	1.000	1	5	6	3.2	4	7	2	0	2	6	1.6
NORTHEASTERN	12/19/19	*	22	0-0	.000	0-0	.000	0-0	.000	0	0	0	2.9	3	3	1	0	0	0	1.5
SIUE	12/21/19	*	27	1-4	.250	0-0	.000	0-0	.000	0	4	4	3.0	2	5	2	1	0	2	1.5
at Oakland	12/28/19	*	18	0-2	.000	0-0	.000	0-0	.000	1	3	4	3.1	2	0	0	0	0	0	1.4
at Gonzaga	12/30/19	*	23	1-3	.333	0-0	.000	0-0	.000	0	1	1	2.9	2	0	1	0	1	2	1.4
NORTHERN KY.	01/03/20	*	19	0-0	.000	0-0	.000	2-2	1.000	1	4	5	3.1	4	1	3	1	0	2	1.5
WRIGHT ST.	01/05/20	*	22	2-2	1.000	0-0	.000	0-0	.000	0	1	1	2.9	3	1	2	0	0	4	1.6
at Cleveland State	1/9/20	*	28	1-2	.500	0-0	.000	0-0	.000	0	5	5	3.1	4	0	0	2	1	2	1.6
at Youngstown St.	01/11/20	*	10	0-0	.000	0-0	.000	0-0	.000	0	0	0	2.9	2	0	2	0	1	0	1.6
at Milwaukee	01/16/20	*	7	0-1	.000	0-0	.000	0-0	.000	1	1	2	2.8	1	0	0	0	0	0	1.5
at Green Bay	01/18/20	*	16	1-1	1.000	0-0	.000	0-0	.000	0	2	2	2.8	2	1	2	0	1	2	1.5
IUPUI	01/23/20	*	29	0-1	.000	0-0	.000	1-2	.500	0	6	6	3.0	2	3	2	0	2	1	1.5
UIC	01/25/20	*	26	3-5	.600	0-1	.000	0-0	.000	0	3	3	3.0	1	2	3	0	0	6	1.7
Totals		18	418	14-34	.412	0-3	.000	9-11	.818	10	55	65	3.0	50	29	29	5	17	37	1.7

Games played: 22
 Minutes/game: 19.0
 Points/game: 1.7
 FG Pct: 41.2
 3FG Pct: 0.0
 FT Pct: 81.8

Rebounds/game: 3.0
 Assists/game: 1.3
 Turnovers/game: 1.3
 Assist/turnover ratio: 1.0
 Steals/game: 0.8
 Blocks/game: 0.2

#14 HOFMAN, Sam

Opponent	Date	gs	min	Total		3-Pointers		Free throws		Rebounds				pf	a	t/o	blk	stl	pts	avg
				fg-fga	pct	3fg-fga	pct	ft-fa	pct	off	def	tot	avg							
at Clemson	11/17/19		6	1-3	.333	1-3	.333	0-0	.000	0	0	0	0.0	2	0	0	0	0	3	3.0
at Wyoming	11/19/19		3	0-0	.000	0-0	.000	0-0	.000	0	1	1	0.5	0	0	0	0	0	0	1.5
vs Louisiana	11/25/19		6	0-1	.000	0-1	.000	0-0	.000	0	3	3	1.3	0	0	1	0	0	0	1.0
at Kent St.	12/03/19		2	0-3	.000	0-3	.000	0-0	.000	1	0	1	1.3	0	0	0	0	1	0	0.8
at Notre Dame	12/10/19		2	0-0	.000	0-0	.000	0-0	.000	0	0	0	1.0	0	0	0	0	0	0	0.6
NORTHEASTERN	12/19/19		5	0-2	.000	0-1	.000	0-0	.000	0	2	2	1.2	1	0	0	0	0	0	0.5
SIUE	12/21/19		6	1-3	.333	0-2	.000	1-1	1.000	1	1	2	1.3	0	0	0	0	0	3	0.9
at Oakland	12/28/19		3	0-3	.000	0-3	.000	0-0	.000	0	1	1	1.3	0	0	0	0	0	0	0.8
at Gonzaga	12/30/19		4	0-0	.000	0-0	.000	0-0	.000	0	0	0	1.1	0	0	0	0	0	0	0.7
NORTHERN KY.	01/03/20		6	0-1	.000	0-1	.000	0-0	.000	0	3	3	1.3	0	1	0	0	0	0	0.6
at Youngstown St.	01/11/20	*	16	1-2	.500	1-2	.500	0-0	.000	0	3	3	1.5	3	0	1	0	0	3	0.8
at Milwaukee	01/16/20	*	12	1-1	1.000	1-1	1.000	0-0	.000	0	0	0	1.3	3	0	0	0	0	3	1.0
at Green Bay	01/18/20	*	15	3-5	.600	2-3	.667	1-1	1.000	0	0	0	1.2	2	0	0	0	1	9	1.6
IUPUI	01/23/20	*	18	2-5	.400	0-2	.000	0-0	.000	2	1	3	1.4	1	1	0	0	0	4	1.8
UIC	01/25/20	*	11	0-0	.000	0-0	.000	0-0	.000	0	0	0	1.3	1	1	0	0	0	0	1.7
Totals		5	115	9-29	.310	5-22	.227	2-2	1.000	4	15	19	1.3	13	3	2	0	2	25	1.7

Games played: 15
 Minutes/game: 7.7
 Points/game: 1.7
 FG Pct: 31.0
 3FG Pct: 22.7
 FT Pct: 100.0

Rebounds/game: 1.3
 Assists/game: 0.2
 Turnovers/game: 0.1
 Assist/turnover ratio: 1.5
 Steals/game: 0.1

#21 BRANDON, Chris

Opponent	Date	gs	min	Total		3-Pointers		Free throws		Rebounds				pf	a	t/o	blk	stl	pts	avg
				fg-fga	pct	3fg-fga	pct	ft-fa	pct	off	def	tot	avg							
at NC State	11/10/19	*	24	3-5	.600	0-0	.000	2-4	.500	1	2	3	3.0	3	2	1	1	1	8	8.0
at Clemson	11/17/19	*	31	4-8	.500	0-0	.000	4-4	1.000	6	2	8	5.5	2	1	1	0	1	12	10.0
at Wyoming	11/19/19	*	30	2-3	.667	0-0	.000	0-1	.000	3	2	5	5.3	3	1	0	1	0	4	8.0
vs UC Irvine	11/24/19	*	18	2-2	1.000	0-0	.000	0-0	.000	1	1	2	4.5	4	0	1	1	0	4	7.0
vs Louisiana	11/25/19	*	18	1-1	1.000	0-0	.000	1-2	.500	0	2	2	4.0	5	0	0	1	0	3	6.2
at Ohio	11/30/19	*	9	1-1	1.000	0-0	.000	0-0	.000	0	0	0	3.3	1	0	0	0	0	2	5.5
at Kent St.	12/03/19		10	2-2	1.000	0-0	.000	0-0	.000	0	0	0	2.9	1	0	0	1	0	4	5.3
EASTERN MICH.	12/07/19		10	0-0	.000	0-0	.000	0-0	.000	1	1	2	2.8	2	1	0	0	0	0	4.6
at Notre Dame	12/10/19	*	17	1-1	1.000	0-0	.000	0-2	.000	3	1	4	2.9	1	0	1	0	1	2	4.3
TOLEDO	12/14/19		24	1-2	.500	0-0	.000	0-1	.000	3	6	9	3.5	2	2	1	4	0	2	4.1
NORTHEASTERN	12/19/19	*	17	0-0	.000	0-0	.000	2-2	1.000	1	2	3	3.5	4	0	2	0	0	2	3.9
SIUE	12/21/19	*	30	2-3	.667	0-0	.000	2-3	.667	4	6	10	4.0	5	2	0	1	1	6	4.1
at Oakland	12/28/19	*	36	3-5	.600	0-2	.000	0-1	.000	9	9	18	5.1	3	0	0	3	2	6	4.2
at Gonzaga	12/30/19	*	34	5-9	.556	0-0	.000	0-2	.000	4	8	12	5.6	3	1	1	4	1	10	4.6
NORTHERN KY.	01/03/20	*	24	5-5	1.000	0-0	.000	0-2	.000	5	4	9	5.8	2	1	0	2	1	10	5.0
WRIGHT ST.	01/05/20	*	35	4-5	.800	0-0	.000	0-0	.000	1	5	6	5.8	4	1	0	4	0	8	5.2
at Cleveland State	1/9/20	*	29	3-5	.600	0-0	.000	0-0	.000	7	9	16	6.4	3	2	1	0	1	6	5.2
at Youngstown St.	01/11/20	*	39	3-4	.750	0-0	.000	0-0	.000	3	6	9	6.6	3	2	0	1	1	6	5.3
at Milwaukee	01/16/20	*	40	4-5	.800	0-0	.000	4-4	1.000	4	10	14	6.9	5	0	1	0	0	12	5.6
at Green Bay	01/18/20	*	32	4-8	.500	0-0	.000	1-2	.500	7	8	15	7.4	5	0	3	1	2	9	5.8
IUPUI	01/23/20	*	35	9-10	.900	0-0	.000	0-0	.000	5	7	12	7.6	2	0	1	6	1	18	6.4
UIC	01/25/20	*	40	6-7	.857	0-0	.000	3-3	1.000	1	7	8	7.6	2	0	0	3	1	15	6.8
Totals		19	582	65-91	.714	0-2	.000	19-33	.576	69	98	167	7.6	65	16	14	34	14	149	6.8

Games played: 22
 Minutes/game: 26.5
 Points/game: 6.8
 FG Pct: 71.4
 3FG Pct: 0.0
 FT Pct: 57.6

Rebounds/game: 7.6
 Assists/game: 0.7
 Turnovers/game: 0.6
 Assist/turnover ratio: 1.1
 Steals/game: 0.6
 Blocks/game: 1.5

#41 ISIANI, Willy

Opponent	Date	gs	min	Total		3-Pointers		Free throws		Rebounds				pf	a	t/o	blk	stl	pts	avg	
				fg-fga	pct	3fg-fga	pct	ft-fa	pct	off	def	tot	avg								
at NC State	11/10/19	*	10	1-6	.167	1-5	.200	0-0	.000	0	1	1	1.0	2	0	0	0	1	3	3.0	
at Clemson	11/17/19	*	13	0-2	.000	0-2	.000	1-2	.500	1	1	2	1.5	0	0	1	0	1	1	2.0	
at Wyoming	11/19/19	*	14	3-9	.333	2-8	.250	0-0	.000	0	2	2	1.7	4	1	1	0	1	8	4.0	
vs UC Irvine	11/24/19	*	21	4-7	.571	4-6	.667	1-2	.500	3	4	7	3.0	1	0	0	0	0	13	6.3	
vs Louisiana	11/25/19	*	18	1-5	.200	1-5	.200	0-0	.000	1	3	4	3.2	1	0	0	0	2	3	5.6	
at Ohio	11/30/19		26	5-9	.556	5-9	.556	0-0	.000	1	2	3	3.2	2	0	1	0	2	15	7.2	
at Kent St.	12/03/19	*	20	0-4	.000	0-3	.000	0-0	.000	1	2	3	3.1	1	1	2	2	0	0	6.1	
EASTERN MICH.	12/07/19		14	1-3	.333	1-3	.333	0-0	.000	1	0	1	2.9	1	0	3	1	1	3	5.8	
at Notre Dame	12/10/19		26	4-14	.286	3-11	.273	0-0	.000	1	2	3	2.9	1	1	1	1	1	11	6.3	
TOLEDO	12/14/19	*	26	3-7	.429	3-7	.429	2-3	.667	2	2	4	3.0	2	2	0	3	2	11	6.8	
NORTHEASTERN	12/19/19	*	21	4-6	.667	1-2	.500	2-5	.400	1	6	7	3.4	2	0	0	0	0	11	7.2	
SIUE	12/21/19	*	19	1-7	.143	1-4	.250	0-0	.000	3	4	7	3.7	1	1	1	1	0	3	6.8	
at Oakland	12/28/19	*	21	2-9	.222	1-8	.125	2-3	.667	2	3	5	3.8	3	1	2	0	0	7	6.8	
at Gonzaga	12/30/19		21	2-6	.333	2-6	.333	0-0	.000	0	2	2	3.6	2	1	3	1	0	6	6.8	
NORTHERN KY.	01/03/20		8	0-2	.000	0-2	.000	0-0	.000	0	1	1	3.5	0	2	0	0	1	0	6.3	
WRIGHT ST.	01/05/20		13	2-4	.500	1-2	.500	0-0	.000	0	3	3	3.4	1	0	1	2	2	5	6.3	
at Cleveland State	1/9/20		12	2-7	.286	2-7	.286	0-0	.000	0	2	2	3.4	1	1	1	2	0	6	6.2	
at Milwaukee	01/16/20		4	0-0	.000	0-0	.000	0-0	.000	0	0	0	3.2	1	0	0	1	0	0	5.9	
at Green Bay	01/18/20		12	2-3	.667	0-1	.000	0-0	.000	2	0	2	3.1	2	1	0	0	0	4	5.8	
IUPUI	01/23/20		10	1-1	1.000	1-1	1.000	0-0	.000	2	1	3	3.1	1	0	1	2	0	3	5.7	
UIC	01/25/20		8	1-3	.333	1-3	.333	0-0	.000	0	0	0	3.0	0	1	0	0	0	3	5.5	
Totals			10	337	39-114	.342	30-95	.316	8-15	.533	21	41	62	3.0	29	13	18	16	14	116	5.5

Games played: 21
Minutes/game: 16.0
Points/game: 5.5
FG Pct: 34.2
3FG Pct: 31.6
FT Pct: 53.3

Rebounds/game: 3.0
Assists/game: 0.6
Turnovers/game: 0.9
Assist/turnover ratio: 0.7
Steals/game: 0.7
Blocks/game: 0.8