3 HL Championships | **22 Players Drafted By NBA/ABA**

#DetroitsCollegeTeam • #HLMBB

University of Detroit Mercy Men's Basketball

2018-19 SCHEDULE/RESULTS

DAY	OPPONENT	TIME/RESULT
NOVEMBER		
3	**WAYNE STATE (EXH.)**	**W, 79-76**
6	at Western Michigan	L, 79-86
9	at Temple!	L, 67-83
12	at Butler	L, 63-84
15	at California!	CCD
19	**LOYOLA MARYLAND#**	**W, 91-63**
20	**BOWLING GREEN#**	**W, 82-67**
24	at Eastern Michigan	W, 78-74
28	**KENT STATE**	**L, 72-76**
DECEMBER		
1	at Akron	L, 59-71
4	at Dayton	L, 59-98
5	at Toledo	L, 57-101
15	**OHIO**	**L, 61-63**
21	at Xavier	L, 55-69
28	at Youngstown State*	2:00 p.m.
30	at Cleveland State*	7:00 p.m.
JANUARY		
3	**WRIGHT STATE***	**7:00 P.M.**
5	**NKU***	**1:00 P.M.**
10	**GREEN BAY***	**7:00 P.M.**
12	**MILWAUKEE***	**1:00 P.M.**
19	**OAKLAND***	**2:00 P.M.**
24	at UIC*	8:00 p.m.
26	at IUPUI*	1:00 p.m.
31	**CLEVELAND STATE***	**7:00 p.m.**
FEBRUARY		
2	**YOUNGSTOWN STATE***	**7:00 P.M.**
7	at NKU*	7:00 p.m.
9	at Wright State*	7:00 p.m.
14	at Milwaukee*	8:00 p.m.
16	at Green Bay*	1:00 p.m.
23	at Oakland*	3:00 p.m.
38	**IUPUI* (DH)**	**8:00 p.m.**
MARCH		
2	**UIC* (DH)**	**4:00 P.M.**
5-12	Horizon League Tournament	

All Times are EST
BOLD = HOME GAMES
*** = Horizon League Contest**
! = Legends Classic
 # = Legends Classic Subregional
Men's & Women's HL Semifinals & Championship will be held at Little Caesars Arena

GAME#13: CHRISTMAS IS OVER AS HL SLATE BEGINS

Detroit Mercy TITANS
2018-19 Record: 3-9
Last season: 8-24 (4-14 HL)
Coach: Mike Davis
at Detroit Mercy: 3-9 (1st Year)
Career: 355-250
vs. Cleveland State: 0-0
NET: 222

GAME INFO

Tip:.....2:00 p.m.
Venue:.....Beeghly Center
Live Video: .....ESPN+
Talent: .....Robb Schmidt (pxp)
Radio:..... 910 AM Superstation
Talent: .....Dan Hasty
Live Tweets:..... @DetroitMBB
All-Time Series:.....Titans lead 37-9
Last Meeting:.....W, 94-84
..... Feb. 16, 2018 at Youngstown State

Youngstown State PENGUINS
2018-19 Record: 4-9 (0-0 HL)
Last season: 8-24 (6-12 HL)
Coach: Jerrod Calhoun
at YSU: 12-33 (1st Year)
Career: 136-71 (6th Year)
vs. Detroit Mercy: 0-2
NET: 306

QUICK HITTERS

- This is the 40th year of the Horizon League (1979-80) and the 39th with Detroit Mercy as a member as the Titans are the eldest program in the league. The Titans joined in 1980-81 with the next current HL programs all joining in 1994 in Cleveland State, Green Bay, Milwaukee, UIC and Wright State.

- Detroit Mercy will open league play on the road for just the third time in the last 10 seasons.

- Detroit Mercy has dominated the all-time series, 37-9 advantage, which includes winning 11 in a row, and are also 14-6 all-time on the road claiming nine of their last 10 visits to the Beeghly Center.

- Freshman Antoine Davis - who was featured in an online article by Sports Illustrated in December and is listed as the No. 6 freshman in the country by CBS Sports' Matt Norlander - is third in the nation in scoring at 26.0 points per game.

LAST GAME'S STARTERS

#	Name	Pos.	Ht.	Wt.	Yr.	Hometown	PPG.	RPG.	APG.	FG%
0	Antoine Davis	G	6-1	170	Fr.	Birmingham, Ala.	26.0	3.7	3.3	39.2%
13	Chris Brandon	F	6-7	200	Fr.	Houston, Tex.	3.8	4.8	0.5	62.5%
14	Derrien King	F	6-7	180	Gr.	Wichita, Kan.	7.5	4.0	1.3	30.2%
23	Josh McFolley	G	6-1	174	Sr.	Detroit, Mich.	12.1	2.8	3.1	38.3%
24	Harrison Curry	F	6-7	230	Jr.	Ann Arbor, Mich.	10.0	3.0	0.3	31.5%

TITANS OFF THE BENCH

	Name	Pos.	Ht.	Wt.	Yr.	Hometown	PPG.	RPG.	APG.	FG%
1	Marquis Moore	G/F	6-6	215	Fr.	Los Angeles, Calif.	1.0	1.8	0.0	0.91%
2	Tra'Quan Knight	G	6-3	180	Jr.	Pensacola, Fla.	3.8	2.7	0.9	37.9%
4	Jacob Holland	G	6-4	200	Gr.	Los Lunas, N.M.	2.8	0.8	0.2	31.4%
5	Juan Parrilla Jr.	G	6-2	180	Jr.	Waterbury, Conn.				
10	Boe Nguidjol	F	6-8	220	Fr.	Los Angeles, Calif.	1.3	1.8	0.0	75.0%
11	Cole Long	F	6-8	206	Jr.	St. John's, Newfoundland	2.0	1.4	0.1	53.3%
15	Darrell Riley Jr.	G	5-8	160	Jr.	Milwaukee, Wisc.	0.0	2.0	1.0	0.00%
21	Lamar Hamrick	G	6-4	190	Jr.	New Castle, Del.	4.7	2.5	1.2	40.0%
25	Gerald Blackshear Jr.	F	6-9	220	Sr.	Detroit, Mich.	3.6	4.3	0.3	61.5%
35	Jordan Gorman	G	5-9	155	So.	Fort Wayne, Ind.	0.0	0.0	0.0	0.00%
41	Willy Isiani	F	6-8	235	Fr.	Tbilisi, Georgia				
55	Musial Gjysma	F	6-6	241	R-Sr.	Sterling Heights, Mich.	0.0	0.0	0.0	0.00%

PLEASE CALL US

DETROIT MERCY – TITANS

The University of Detroit Mercy unveiled a new branding campaign with new university and athletic logos in September of 2016.

For writing references, upon the first reference in copy, use "University of Detroit Mercy." On the second reference, use "Detroit Mercy" or "Titans".

Thank you for your cooperation and your continuing coverage of the Detroit Mercy Titans.

New Brand Identity for Detroit Mercy

University of Detroit Mercy has implemented a new brand identity with a new logo and brandline to help position itself for a robust future.

Please use the following new logo and brandline to represent the University:

UNIVERSITY OF
DETROIT
MERCY
Build A Boundless Future

On second reference, refer to the University as "**Detroit Mercy**" instead of using acronyms, which were often inaccurate.

DETROIT MERCY
TITANS

Our athletics teams are now known as "**Detroit Mercy Titans**."

SCHOOL INFORMATION

Location:.....Detroit, Mich.
Founded: 1877
Enrollment:..... 5,113
President:..... Dr. Antoine M. Garibaldi
Director of Athletics ..... Robert C. Vowels
Conference: .....Horizon League
Nickname:..... Titans
Colors: ..... Red, White, Blue
Home Facility:..... Calihan Hall (8,295)

COACHING STAFF

Head Coach:..... Mike Davis
Record at Detroit Mercy:.....3-9 (1st Season)
Overall Record: ..... 355-250 (19th Season)
Horizon League Record:.....0-0
Assistant Coach:..... Mike Davis Jr.
Assistant Coach:..... Tracy Dildy
Assistant Coach:.....Keith Legree
Director of Basketball Ops:.....Tim Waller
Special Asst. To Head Coach:.Eric Devendorf
Video Coordintor: .....Will Finch
Graduate Assistant: .....Nigel Ramsey

TEAM INFORMATION

2017-18 Overall Record:.....8-24
2017-18 League Record/Finish: 4-14/10th
Letterwinners Returning/Lost: 4/12
Starters Returning/Lost:..... 1/4
Newcomers: 13

TEAM HISTORY

First Year of Program: . 1905-1906 (113th Season)
All-Time Record: .....1412-1223 (.541)
All-Time Horizon League Record:..... 258-296
HL Regular Season Champ: 2 (1998/Tie, 1999)
All-Time HL Tournament Record:.....34-34
HL Tournament Champ: ..3 (1994, 1999, 2012)
NCAA Appearances: 6 (1962, 1977, 1979,
.....1998, 1999, 2012)
Last NCAA: ...2012 (lost to No. 2 Kansas, 65-50)
All-Time NCAA Record: 3-6
NIT Appearances:..... 7 (1960, 1961, 1965,
.....1978, 2001, 2002, 2013)
Last NIT:..... 2013 (lost to Arizona State, 83-68)
All-Time NIT Record:.....5-8

SPORTS INFORMATION

Dir. of Athletic Communications:..P.J. Gradowski
Work Phone: ..... (313) 993-1746
Cell Phone:..... (313) 585-0982
Email: ..... gradowpj@udmercy.edu
Sports Info Office Phone:..... (313) 993-1745
Fax: ..... (313) 993-2449
Press Row ..... (313) 993-1750

Mailing Address:
Calihan Hall
4001 W. McNichols Rd.

ALL-TIME SERIES

Detroit Mercy has dominated the all-time series to the tune of a 37-9 advantage, which includes winning 11 in a row.

The Titans are 14-6 all-time on the road against the Penguins and have won nine of their last 10 visits to the Beeghly Center.

THE OHIO TITANS

Detroit Mercy has seen and will continue to see a lot of Ohio in this six-week span as the game is in the midst of a nine-game swing against teams from the Buckeye State.

The Titans are 280-225 (.560) all-time against programs that reside in the state of Ohio.

LAST TIME OUT

Freshman Antoine Davis scored a team-high 19 points, graduate student Derrien King added 13 points and a team and career-high eight rebounds as Detroit Mercy fell to Xavier, 69-55, last Friday night.

Senior Josh McFolley led the Titans in assists with six and posted a game-high four steals.

Detroit Mercy and Xavier traded baskets for most of the first half, but a 10-0 run gave the Titans' their first lead of the contest, 24-23, with 4:36 remaining until halftime.

Despite taking the loss, the red, white and blue kept things close in their final tune-up before Horizon League play.

Freshman Chris Brandon and senior Gerald Blackshear Jr. each had six rebounds for the Titans. Four of Brandon's came on the offensive end, as Detroit Mercy edged Xavier 16-12 in offensive rebounds.

TOUGH NON-CONFERENCE SLATE

Detroit Mercy's basketball non-conference schedule was one of the toughest in the country with nine road games and teams posting a 90-53 (62.9%) record so far. Nine of the 12 teams have winning records and one is .500 on the season.

INSIDE THE NUMBERS

All-Time Series:..... Titans lead 37-9
Streak:.. Titans have won 11 in a row, 15 of last 16
Last Meeting:..... Feb. 16, 2018
..... W, 94-84 at Youngstown State

INSIDE THE NUMBERS

Detroit Mercy	Category	YSU
68.3	Points Per Game	76.4
78.2	Points Allowed Per Game	81.6
- 9.8	Scoring Difference	- 5.2
.391	FG Percentage	413
.454	Opp. FG Percentage	463
9.8	3-Point Field Goals Per Game	9.3
.366	3-Point FG Percentage	316
.330	Opp. 3-Point FG Percentage	328
.635	Free Throw Percentage	676
32.9	Rebounding	41.4
- 10.8	Rebounding Margin	+ 3.5
10.6	Assists Per Game	13.8
11.2	Turnovers Per Game	14.9
8.1	Steals Per Game	7.1
2.9	Blocks Per Game	3.5

The schedule was featured as the 14th hardest by ESPN's BPI standard in a recent article released on Dec. 17.

In total, the Titans' 12 non-conference opponents posted a 213-182 record (53.9%) last season, and four teams making the postseason with NCAA appearances by Butler and Xavier, a NIT team in Temple and one CIT opponent in Eastern Michigan.

HORIZON LEAGUE ROAD HISTORY

The Titans are 15-23 all-time in Horizon League openers and 11-27 in Horizon League road openers.

Detroit Mercy has dropped five-straight HL road openers with its last win coming in 2012-13, a 101-60 victory at Youngstown State.

MEDIA NOTE

POSTGAME PROCEDURES

All postgame interviews, except those needed for live television, will be conducted in the Media Room. On the road, Coach Alexander and the players are available on a request basis only. All requests should be directed to SID P.J. Gradowski before the end of the game.

INTERVIEW REQUEST

All player and coach interviews must be arranged through the Detroit Mercy Athletic Communications Office at least 24 hours in advance.

Generally, the Titans will practice from 3-6:00 p.m., with all practices closed to the public. Media interested in watching practice need to contact Detroit Mercy sports information for approval. No interviews will be granted on game days. In addition, the Titan locker room, training room and weight room are off limits to all media personnel, unless special permission has been granted through the SID and the men's basketball office.

113 YEARS OF TITAN BASKETBALL

This season is the 113th year of collegiate basketball at the University of Detroit Mercy - the oldest Division I program in the state - as the Tigers – yes, Tigers as they were called back then - beat Collegiate, 18-7, in the first official Detroit basketball game in 1905.

Until 1919, the U-D teams were known as the Tigers. In the fall of 1919, Detroit Free Press' sportswriter Stan Brink, who was covering football for the paper, thought that a good nickname for the team would be the Titans.

In Greek mythology, the Titans were a class of oversized people who happened to have almost perfect physiques.

In its 113 years (two years records are missing in 1907-08 and 1908-09) Detroit Mercy is 1,401-1190 (.543) with two regular-season HL Championships (1998, 1999) and three tournament titles (1994, 1999, 2012).

Detroit Mercy has also made six NCAA tournaments (1962, 1977, 1979, 1998, 1999, 2012) and seven NIT appearances (1960, 1961, 1965, 1978, 2001, 2002, 2013).

FAMILY FUN

Nothing new for the Titans to have a family connection in the program and this season, Detroit Mercy will feature three Davis' in head coach Mike Davis, assistant coach Mike Davis Jr. and freshman guard Antoine Davis.

From 2010-13, the Titans had head coach Ray McCallum and star guard Ray McCallum winning the Horizon League Championship in 2012 and earning a trip to the NIT in 2013.

AD GETTING BUCKETS

Freshman Antoine Davis led the team for the 12-straight game - every game this season - finishing with 19 points at Xavier.

He now has eight 20-point games, five 30+ performances and the 42-point barrage in his first 12 collegiate games.

To start the year, he posted eight-straight 20-point games, the first Titan to have eight-straight games with 20 or more since Willie Green's 10 in a row in 2002-03.

His five 30-point games on the season are the most since Green had five in 2003 and another would be the most since Tony Tolbert's six in 1993-94.

Green was just in town on Dec. 2 as he is an assistant coach with the Golden State Warriors as they held a practice at Calihan Hall.

DAVIS AMONG NATION'S LEADERS

Freshman Antoine Davis - three-time HL Freshman of the Week - comes into the contest leading the nation in one national category and among the leaders in a few others..

Davis is third in the nation in scoring at 26.0 points per game.

His 60, three-pointers top the country and he is third in three-pointers per game (5.00), sixth in total points (312) and eighth in total field goals (109).

Davis is also second in the Horizon League and 80th in three-point field goal percentage (41.1%), third in the HL and 85th overall in free throw percentage (84.0%) and leading the conference and 11th in the country in minutes per game (37:10).

WE GOT OUR CURRY

It was a long road for junior Harrison Curry to get back on the court, but he has added a scoring punch for the Titans.

He scored 16 points with three rebounds and two blocks in 27 minutes of action, getting a start in just his second collegiate game - first as a Titan at Toledo.

He then had 12 points with four rebounds, a block and a steal against Ohio.

After playing just one game at Louisiana Tech last year before an injury in the season opener forced him to miss the year, he transferred to Detroit Mercy and applied for a waiver to play immediately.

He missed the first nine games this year before it was approved by the NCAA.

LET IT FLY

Detroit Mercy has started the season on fire from the outside as it is fourth in the Horizon League with 9.8 triples per game, 32nd in the country, while ranking fourth in the HL and 88th in the nation in three-point field goal percentage (36.6).

The Titans have nailed 117 treys on the year, tying a school record with 17 against Loyola Maryland and then connecting on 15 versus Bowling Green and at Eastern Michigan.

The 117, 3-pointers are 37th in the nation.

TAKING CARE OF THE BALL

Detroit Mercy has seen its offense struggle of late, but not because it is turning it over.

The Titans lead the Horizon League and are 27th in Division I committing just 11.2 per game.

They have five games on the season with less than 10 turnovers and after turning it over a season-high 19 times at Temple and following that up with 18 at Butler, Detroit Mercy has just 88 in their last nine games (9.8 per game).

NCAA FAMILY TREE

With head coach Mike Davis having his oldest son Mike Davis Jr. as an assistant coach and youngest son Antoine Davis as a freshman guard, it gives the Titans a unique family connection on the squad.

Below are the list of NCAA Division I family connections in basketball this year.

Alabama
HC Avery Johnson, son is graduate senior Avery Johnson Jr.

Cal State Bakersfield
HC Rod Barnes, son is DOBO Brandon Barnes, also son of HC and brother of DOBO is RS-senior Bray Barnes

Central Connecticut State
HC Donyell Marshall, son is junior Donyell Marshall Jr.
AC Anthony Ross, brother is senior Tyler Kohl

High Point
HC Tubby Smith, son is Associate HC G.G. Smith

Houston
HC Kelvin Sampson, son is AC Kellen Sampson

Iowa
HC Fran McCaffery, son is redshirt freshman Connor McCaffery

Kentucky
HC John Calipari, son is junior Brad Calipari
Associate HC Kenny Payne, son is freshman Zan Payne

Minnesota
AC Ed Conroy, son is sophomore Hunt Conroy

Oklahoma
HC Lon Kruger, son is AC Kevin Kruger

Oregon State
HC Wayne Tinkle, son is junior Tres Tinkle

Portland
HC Terry Porter, sons are RS-Junior Franklin Porter and RS-Sophomore Malcom Porter

Southern Illinois
AC Anthony Beane, son is freshman Darius Beane

Syracuse
HC Jim Boeheim, son is freshman Buddy Boeheim

Tennessee Martin
HC Anthony Stewart, son is sophomore Patrick Stewart

Tulsa
HC Frank Haith, son is Graduate Assistant Corey Haith

UCF
HC Johnny Dawkins, son is RS-junior Aubrey Dawkins

40+ TITANS

Freshman Antoine Davis went for 42 points against Loyola Maryland, the most ever by a Titan true freshman and tied for the eighth most in school history

Player	Opponent	Date
Archie Tullos (49)	vs. Bradley	2/2/88
Terry Duerod (47)	vs. CCNY	2/10/79
Spencer Haywood (45)	vs. Canisius	2/26/69
Dave DeBusschere (44)	at Dayton	2/10/62
Willie Green (43)	at UIC	1/27/03
Marvin Owens (43)	vs. Loyola (IL)	3/5/88
Archie Tullos (43)	vs. John Carroll	12/20/87
Antoine Davis (42)	***vs. Loyola (MD)***	***11/19/18***
Archie Tullos (42)	vs. Xavier	2/15/88
Bill Ebben (41)	vs. Tulsa	2/18/57
Bill Ebben (41)	at Louisville	3/6/57
Willie Green (41)	vs. Wright State	2/13/03
Spencer Haywood (41)	at LaSalle	2/21/69
Dorie Murray (41)	vs. Minnesota	12/20/65
Rashad Phillips (41)	vs. Green Bay	1/27/01
Bill Ebben (40)	vs. Northwestern	12/29/56
Tony Tolbert (40)	vs. Xavier	2/19/94
39, several times		

BRANDON SHOWING OFF

Freshman Chris Brandon had five points and four rebounds in the season opener, but he earned his first collegiate start at Temple and had a stellar game

Brandon finished 7-of-9 from the floor with a team-high nine rebounds and had some nice buckets off his four offensive caroms and came away with two blocks.

The nine rebounds are the most by a true freshman since teammate Gerald Blackshear Jr. had 10 at Cleveland State in 2016.

He tied his season high with nine boards and scored six points against Ohio and grabbed six more caroms on the road at Xavier.

He also put together a12-point, six-rebound game against Kent State, where he was 6-for-6 from the field. At one point in the first half, he scored eight-straight points for the Titans, using his athleticism to corral two offensive boards for tip-ins during the spurt.

He posted a season-high three blocks against Bowling Green in just nine minutes and had five rebounds, two assists, two steals and a block at Eastern Michigan.

On the season, he is 20-of-32 (62.5%) from the field and averaging a team-high 4.8 boards and 0.9 blocks per game.

OH LORDY HE WENT FOR 40

Antoine Davis set the Titan freshman with 42 points in the win over Loyola Maryland.

The 42 points are the most by a Titan since Willie Green had 43 at UIC in 2003 and tied for the eighth most in school history as well as the seventh most by a player in NCAA DI this year.

Davis was 14-of-21 from the field and 10-of-14 from the outside to go with five assists, three rebounds and two steals. The 10 treys tied him with Desmond Ferguson, who had 10 against Milwaukee in 2000.

The freshman record was 33 points by Corey Allen against Fort Wayne in 2016.

WHAT A DEBUT

Freshman Antoine Davis had a collegiate debut to remember as he netted a team-high 32 points at Western Michigan.

He scored the team's first points and ended the contest 12-of-26 from the field and 6-of-14 from behind the arc.

The 32-point outing was the most ever by a Titan true freshman in his debut game - and one off the Titan freshman record of 33 points that he would eventually break - and the second most ever by a Titan in their collegiate debut behind only junior college transfer Spencer Haywood's 36 he tallied against Aquinas in 1968, a game that was called with 6 1/2 minutes left after he broke the backboard with a dunk and the Titans up 105-40.

THE ENCORE

After going for 32 at Western Michigan, freshman Antoine Davis became the first freshman in school history to post back-to-back 30-point games as he scored a team-high 30 at Temple.

Davis was 11-of-21 from the field and 6-of-13 from behind the arc.

He reached 30 points for the second-straight game, the first Titan to record back-to-back 30's since Jon Goode did it during the 2007-08 season with 30 at Loyola and 35 at UIC.

GETTING THE D BACK

The Titan defense was a big reason it won three in a row and nearly had a fourth against Kent State.

Detroit Mercy held KSU to 37.1 percent shooting - 28.1 percent in the second half - and just 10-of-31 from the outside with 14 turnovers in the tough 78-74 setback.

Detroit Mercy forced Loyola Maryland to 36.5 percent shooting from the field and 5-of-25 from behind the arc with 14 turnovers before slowing down Bowling Green to 36.5 percent shooting and 5-of-23 from the outside with 11 miscues.

At Eastern Michigan, EMU shot 41.8 percent but just 6-of-27 (22.2%) from behind the arc.

CAREER 20+ POINT GAMES

JOSH MCFOLLEY (12)

2018-19

20 pts. at Eastern Michigan (11/24/18)

2017-18

34 pts. vs. Green Bay (2/24/18)
30 pts. vs. UIC (2/4/18)
24 pts. vs. Toledo (12/6/17)
22 pts. at Saint Louis (11/22/17)

2016-17

22 pts. at Milwaukee (2/24/17)
21 pts. vs. Oakland (2/10/17)
25 pts. at Wright State (1/20/17)
26 pts. vs. Youngstown State (1/16/17)
24 pts. vs. Western Kentucky (12/19/16)
25 pts. at ETSU (11/14/16)

2015-16

20 pts. vs. Northeastern (12/5/15)

ANTOINE DAVIS (8)

2018-19

27 pts. at Akron (12/1/18)
30 pts. vs. Kent State (11/28/18)
24 pts. at Eastern Michigan (11/24/18)
32 pts. vs. Bowling Green (11/20/18)
42 pts. vs. Loyola Maryland (11/19/18)
20 pts. at Butler (11/12/18)
30 pts. at Temple (11/9/18)
32 pts. at Western Michigan (11/6/18)

ZONE PRINCIPLES

The Titans have used a zone defense this year and they have frustrated teams at times trying to shoot the three ball as they are 157th overall holding teams to just 33.0 percent from behind the arc.

Last year, the Titans ended the season ranked 333rd in three-point field goal percentage defense (39.7%).

TAKE IT AWAY

Detroit Mercy is second in the Horizon League and 54th in the country with 8.1 steals per game.

The Titans posted a season-high 12 steals against Ohio and had 11 versus Kent State and its last time out at Xavier.

A lot of that is due to the Horizon League's leading burglar in senior Josh McFolley as he tops the conference and is 35th in the nation with 2.17 steals per game.

CHASING RECORDS

CAREER 3-POINT FIELD GOALS

5. Jon Goode, 2005-08 202
6. ***Josh McFolley 189***

CAREER STEALS

1. Jerry Davis, 1979-82 195
2. Woody Payne, 2006-10 192
3. Rashad Phillips, 1998-01 190
4. Ray McCallum, 2010-13 175
5. ***Josh McFolley 172***

CAREER POINTS

25. Dick Dzik, 1961-64 1,213
26. Frank Russell, 1969-72 1,188
27. ***Josh McFolley 1,183***

1,183 & COUNTING

Senior Josh McFolley became the 42nd Titan in school history to reach 1,000 last year and he did so in dramatic fashion scoring Detroit Mercy's first 12 points and ending with a career-high 34 against Green Bay in the regular season finale.

With his nine points at Xavier, he now has 1,183 points, 27th in school history, just five in back of Frank Russell for 26th place.

PICKING YOUR POCKET

Senior Josh McFolley has been a thief for all of his Titan career and came away with four steals against at Xavier, matching his season high that he had at Temple and against Kent State.

He now has 26 steals on the year and is leading the Horizon League and is 35th in the nation with 2.17 steals per game.

The 172thefts in his career is fifth in school history, just three behind Ray McCallum.

He led the team and was tied for second in the Horizon League with 1.5 steals per game last year as his 49 steals was the second most in the league.

Had also had six games with at least three steals last season, including a career-best six steals against UIC, where he also scored 30 points.

In his career, he has recorded a steal in 79 of his 105 career games, including 39 multi-steal contests and 21 with at least three takeaways.

MCFOLLEY FOR 3

Josh McFolley connected on a 3-pointer in 25 of the Titans' 32 games last year, including a season-high six in the regular season finale against Green Bay.

He has brought those sharp shooting to his senior, showcased by his 6-of-10 performance at Eastern Michigan.

He now has 189 career 3-pointers, sixth in school history, 13 away from the fifth spot.

JOSH SAVING HIS BEST FOR LAST

Senior Josh McFolley scored a season-high 20 points - his 12th career 20-point game - hitting 6-of-12 from three and registering six rebounds and six assists at Eastern Michigan.

He is averaging 12.1 points - 18th in the HL - 3.1 assists and 2.8 rebounds, while shooting 38.3 percent overall and a career-high 35.5 percent from three.

McFolley started the season scoring in double figures in six-straight games - 11 straight dating back to last year - but saw that streak end as he had two points against Kent State.

He had 19 points with a season-high seven rebounds off the bench at Akron and just tallied nine points and tied his season high for the third time this year with six assists at Xavier.

KING ME

Graduate senior Derrien King has come tallying double digits in scoring in five of the last nine contests and is coming off a 13-point and career-high eight rebounds at Xavier.

He scored 13 points with six rebounds against Kent State, hitting a big three with just over six minutes to go as the Titans took the lead and built an eight-point advantage against the Golden Flashes.

He was named to the Legends Classic Subregional All-Tournament Team after recording 15.5 points, 5.5 rebounds and 2.0 assists, while nailing eight triples in wins over Loyola Maryland and Bowling Green.

He had 14 points and a career-tying seven rebounds in the title game versus BGSU and that was after scoring a season-high 17 points - hitting four 3-pointers - with four rebounds, two assists a steal and a block.

The 17 points was the second most in his career behind the 22 he registered as a junior while at Washington State against Montana State in 2016.

He started coming into his own at Butler netting 10 points on 4-of-8 shooting.

BLOCK PARTY

The Titans swatted away eight shots against Bowling Green, the most since they had 10 against NKU in 2016.

Six Detroit Mercy players had a rejection, led by freshman Chris Brandon's three in just nine minutes of action.

IMPRESSIVE NUMBERS

CAREER DOUBLE-FIGURE SCORING

Josh McFolley: 59
Darrell Riley Jr.: 13
Antoine Davis: 12
Gerald Blackshear Jr: 11
Derrien King: 11
Cole Long: 4
Chris Brandon: 2
Harrison Curry: 2
Lamar Hamrick: 2
Tra'Quan Knight: 1

CAREER 40+-PLUS POINT SCORING

Antoine Davis: 1

CAREER 30+-PLUS POINT SCORING

Antoine Davis: 5
Josh McFolley: 2

CAREER 20+-PLUS POINT SCORING

Josh McFolley: 12
Antoine Davis: 8
Derrien King: 1

5 + ASSISTS

Josh McFolley: 13
Darrell Riley Jr.: 4
Antoine Davis: 3
Cole Long: 3

5 + REBOUNDS

Gerald Blackshear Jr. 31
Derrien King: 12
Josh McFolley: 10
Cole Long: 9
Chris Brandon: 5
Darrell Riley Jr: 4
Antoine Davis: 3
Lamar Hamrick: 2
Tra'Quan Knight: 1
Marquis Moore: 1
Boe Nguidjol: 1

3 + STEALS

Josh McFolley 25
Gerald Blackshear Jr.: 2
Lamar Hamrick: 2
Darrell Riley Jr: 2
Derrien King: 1

WHERE WE STAND

TEAM	HL	NCAA
Scoring Offense (68.3)	10th	300th
Scoring Defense (78.2)	6th	303rd
Rebounds/Game (32.9)	9th	309th
Assists (10.6)	10th	330th
Assist-Turnover Ratio (0.95)	8th	222nd
Free Throw Pct. (63.5%)	9th	319th
FG Pct. (39.1%)	10th	336th
FG Pct. Defense (45.4%)	7th	270th
3-FG Pct. (36.6%)	4th	88th
3-FG Pct. Defense (33.0%)	7th	157th
3-FG Per Game (9.8)	4th	32nd
Blocked Shots (2.9)	8th	221st
Steals (8.1)	2nd	54th
Turnovers/Game (11.2)	***1st***	27th
Turnovers Forced/Game (14.0)	5th	179th
Personal Fouls/Game (18.3)	3rd	173rd

INDIVIDUAL

POINTS PER GAME

Antoine Davis (26.0)	***1st***	3rd
Josh McFolley (12.14)	18th	n/a

TOTAL POINTS

Antoine Davis (312)	***1st***	6th

REBOUNDS PER GAME

Chris Brandon (4.8)	21st	n/a
Gerald Blackshear Jr. (4.3)	27th	n/a

OFFENSIVE REBOUNDING

Chris Brandon (2.3)	4th	n/a
Gerald Blackshear Jr. (1.9)	14th	n/a

ASSISTS PER GAME

Antoine Davis (3.3)	10th	n/a
Josh McFolley (3.1)	12th	n/a

ASSISTS-TURNOVER RATIO

Antoine Davis (1.9)	6th	151st

FIELD GOALS MADE

Antoine Davis (109)	2nd	8th

3-POINT FIELD GOAL %

Antoine Davis (41.1)	2nd	80th

3PT. FIELD GOALS MADE

Antoine Davis (60)	***1st***	***1st***

3PT. FIELD GOAL ATTEMPTS

Antoine Davis (146)	***1st***	2nd

3PT. FIELD GOALS MADE PER GAME

Antoine Davis (5.00)	***1st***	2nd
Josh McFolley (2.00)	T15th	n/a

FREE THROW %

Antoine Davis (85.0)	3rd	84th
Josh McFolley (75.6)	7th	n/a

STEALS PER GAME

Josh McFolley (2.17)	***T1st***	35th
Derrien King (1.2)	16th	n/a

BLOCKS

Chris Brandon (0.9)	10th	n/a

MINUTES

Antoine Davis (37:10)	***1st***	11th
Josh McFolley (33:02)	7th	182nd

HAMRICK TIME

Junior Lamar Hamrick made his Division I debut in the season opener at Western Michigan and had 13 points - 10 in the second half - to go with a team-high four steals.

Against Loyola Maryland, he scored five points and grabbed six rebounds with two blocks and a steal and just pulled down a team and season-high nine boards with four assists and three points against Kent State.

He hit three from distance and finished with nine points and four boards at Akron and had a season-high 16 points at Dayton with three steals.

G CRASHING THE GLASS

Senior Gerald Blackshear Jr. had some early foul trouble against Western Michigan, but he showed just how important he is registering eight points and a team-high 10 rebounds in just 23 minutes of court time.

The 10 rebounds are the most since he pulled down a career-best 11 boards at Cleveland State as a sophomore.

He compiled six points, a team-high seven rebounds and two steals at Butler, a team-high nine boards in the win against Loyola Maryland and eight points with six boards at Xavier.

He is second on the team with 4.3 rebounds per game.

DAVIS WIN #1 A BIG VICTORY

Detroit Mercy's 91-63 victory over Loyola Maryland was not only the first Titan win for head coach Mike Davis, but the 28-point margin was the most by the Titans over a Division I school since they downed Florida Atlantic, 77-44, at home on Nov. 22, 2012.

TITANS INK JAMAIL PINK

Detroit Mercy head coach Mike Davis went back to some familiar territory to start off his 2018-19 recruiting class as Jamail Pink (Houston, Tex./Clear Lake) signed a NLI.

"Jamail is a good point guard who is smart and a hard worker," said head coach Mike Davis. "He has a great work ethic and we are excited to have him here at Detroit Mercy."

The 6-1, 170-pound point guard averaged 10.2 points, 4.3 assists, 2.6 rebounds and 1.0 steals as a junior, helping his team post a 31-6 record and was among the top 10 in the state.

This summer, he played AAU on Team Harden and tallied 10.1 points and 4.0 assists.

Pink was a 2-star recruit according to Verbal Commits and was ranked No. 33 in the state by MaxPreps.

RECORD WHEN...

Lead At Half:	2-1
Trail At Half:	1-7
Tied At The Half:	0-1
Outrebound An Opponent:	1-0
Gets Outrebounded:	2-8
Ties In Rebounds:	0-1
Records More Assists Then Opponent:	1-1
Records Less Assists Then an Opponent:	2-8
Record 10 Assists or less:	0-7
Records Between 11-17 Assists:	2-2
Records 18 Assists Or More:	1-0
Shoots Less Than 40% :	0-6
Shoots Between 40 and 50%:	2-4
Shoots Better Than 50%:	1-0
Opponent Shoots Less Than 40%:	2-1
Opponent Shoots Between 40 and 50%:	1-5
Opponent Shoots Better Than 50%:	0-3
Gets to the Free Throw Line 0-6 Times:	0-0
Gets to the Free Throw Line 7-12 Times:	1-2
Gets to the Free Throw Line 13-19 Times:	1-3
Gets to the Free Throw Line 20+ Times:	1-3
Shoots Less Than 70% From The Line:	1-7
Shoots 70% Or Better From The Line:	2-2
Opponent Shoots Less Than 70% From The Line:	1-4
Opponent Shoots 70% Or Better From The Line:	2-5
Hits Less Then 6 Three-Pointers:	0-0
Hits Between 6-10 Three-Pointers:	0-8
Hits over 10 Three-Pointers:	3-1
Scores Less Then 60 points:	0-2
Scores 60-69 points:	0-4
Scores 70-79 points:	1-1
Scores 80-89 points:	1-1
Scores 90-plus points:	1-0
Games Decided By 3 Points Or Fewer:	0-1
Games Decided By 4-8 Points or Fewer:	1-1
Wins Offensive Glass:	0-4
Loses Offensive Glass:	2-5
Ties Offensive Glass:	1-0
Wins Defensive Glass:	2-0
Lose Defensive Glass:	1-9
Ties Defensive Glass:	0-0
Less Than 15 Turnovers:	3-7
15 or More Turnovers:	0-2
Leads With 10 Minutes Left:	3-0
Trails With 10 Minutes Left:	0-8
Tied With 10 Minutes Left:	0-1
Leads With Five Minutes Left:	3-1
Trails With Five Minutes Left:	0-8
Tied With Five Minutes Left:	0-0
Three Players Score In Double Figures:	1-4
Four Players Score In Double Figures:	1-0
Five Or More Players Score in Double Figures:	0-0
Has the Game-High Scorer:	3-4
Has the Game-High Rebounder:	0-2

AND THE WINNER IS....

HORIZON LEAGUE FRESHMAN OF THE WEEK

Antoine Davis - Nov. 12
Antoine Davis - Nov. 26
Antoine Davis - Dec. 10

HORIZON LEAGUE PLAYER OF THE WEEK

Antoine Davis - Nov. 26

JESUIT PLAYER OF THE WEEK

Antoine Davis - Nov. 28

IN-SEASON TOURNAMENT WIN

Detroit Mercy won the Legends Classic Subregional with victories over Loyola Maryland and Bowling Green on Nov. 19-20.

MAKE SURE TO SEE US IN DETROIT

The Titans' 13 home games are the fewest since they had 12 in 2008-09 under then first-year coach Ray McCallum.

The four non-conference home games are also the fewest since that season when the red, white and blue had just three.

ALL-AROUND TITANS

Detroit Mercy's roster has 17 total players - 13 new - and the roster features players from 10 states and two countries in Georgia and Newfoundland.

The team has players covering four time zones from the eastern standard in Connecticut, Delaware, Florida, Indiana, and of course Michigan, central time in Alabama, Kansas, Texas and Wisconsin, mountain time in New Mexico and the pacific in California.

WHO IS THAT?

Detroit Mercy will bolster one of the highest groups of newcomers in the nation at 13 (14 if you count walk-on Musial Gjysma who redshirted last season).

Among Division I teams with the highest number of newcomers are Tennessee Chattanooga and Duquesne at 13, while Florida Atlantic and Wichita State welcome 12.

COMING BACK

Just four players return from last year's team and only three of those saw the court totaling 1,496 minutes in senior Josh McFolley (804), senior Gerald Blackshear Jr. (191) and junior Cole Long (501).

The 1,496 minutes represents just 23.2 percent of the total minutes returning.

The three players also posted 521 combined points (McFolley-354, Long-115, Blackshear Jr.-52), which is just 20.7 percent of the returning offense from last year.

FOLLOWING HIS DAD

The Davis family has always been close and when it came time to play college basketball, they both chose to play for their dad.

Assistant coach Mike Davis Jr. played for his dad at both Indiana and UAB and Titan freshman guard Antoine Davis chose to come to Detroit Mercy.

Antoine originally committed to Kelvin Sampson at Houston as a senior in high school, but changed that to Texas Southern in the spring and then followed his dad to the Titans.

He was a 3-star recruit by ESPN and Rivals and was also ranked 28th in the region and 20th in the state of Texas and the 15th best recruit in the Houston area for the Class of 2018 by the Houston Chronicle

As a senior with the Homeschool Christian Youth Association in Houston, he led his team with 23.0 points per game

He played AAU on the Nike EYBL Summer Circuit with Houston Hoops in 2017 and averaged 13.3 points and 2.3 rebounds.

BASKETBALL FAMILY

Freshman Chris Brandon is another player that head coach Mike Davis knows well as he is from Houston, Texas.

Brandon is the nephew of former NBA player and head coach John Lucas and cousins to former NBA player John Lucas and former Texas standout Jai Lucas.

Brandon was First Team All-District in 2016, 2017 and 2018 and averaged 10.0 points and 6.0 rebounds per game as a senior.

He also helped his team to a top-five ranking in the state in the last two years.

HOLLAND, KING LOOKING TO BRING SENIOR LEADERSHIP

The Titans have two graduate seniors on the roster in Jacob Holland and Derrien King.

Holland spent last year at New Mexico Highlands University, where he started all 25 games he appeared in and led New Mexico University in scoring at 14.7 points per game to go with 2.8 rebounds and 1.3 assists

His college career has also seen him play at Fresno State.

Holland's dad played football at New Mexico University and was inducted into the Hall of Fame in 2008 and he is also engaged to a former Fresno State softball player.

King was at Angelo State last season, but did not play after transferring from Washington St.

At WSU, he played all of his sophomore year and nine games as a junior before transferring and poured in a career-best 22 points going 6-of-12 from the field with three triples and a 7-of-9 effort at the line against Montana State.

MISCELLANEOUS NUMBERS

Wearing White Uniforms:	2-2
Wearing Red Uniforms:	0-5
Wearing Blue Uniforms:	1-2
Against Animal Mascots:	3-5
Against Religious Institutions:	1-2
Against Teams From Illinois:	0-0
Against Teams From Indiana:	0-1
Against Teams From Maryland:	1-0
Against Teams From Michigan:	1-1
Against Teams From Ohio:	1-6
Against Teams From Pennslyvania	0-1
Against Teams From Wisconsin:	0-0
Against A-10	0-1
Against American	0-1
Against the BIG EAST:	0-2
Against the MAC:	2-5
Against PAC-12	0-0
Against the Patriot League:	1-0
November Games:	3-4
December Games:	0-5
January Games:	0-0
February Games:	0-0
March Games:	0-0
Monday Games:	1-1
Tuesday Games:	1-2
Wednesday Games:	0-2
Thursday Games:	0-0
Friday Games:	0-2
Saturday Games:	1-2
Sunday Games:	0-0
Overtime Games:	0-0
Night Games (Start time of 6 p.m. or later):	2-7
Day Games:	1-2

CURRY BACK IN MICHIGAN

Junior Harrison Curry is back in his home state after leaving Michigan as a senior to attend prep school in South Carolina.

Last year, he was at Louisiana Tech, but only played in the season opener before a knee injury ended his season.

Curry was ranked the No. 45 best junior college player in the country in 2017 at Pensacola State College after averaging double figures in both of his seasons, including a team-high 14.5 points and 6.3 rebounds per game as a sophomore.

He played his senior year of high school at Legacy Charter School in South Carolina and tallied a double-double with 15.7 points and 10.1 rebounds per game and was named the Offensive MVP and Male Athlete of the Year.

Curry's dad - the late Rodney Curry - played collegiate basketball at Western Michigan.

GIVING BACK

Detroit Mercy hosted Wayne State on Nov. 3 in the Third Annual City College Series.

This year was even bigger as the men's and women's basketball teams hosted Wayne State in the charity exhibition contest.

The Titans once again partnered with Michigan First Credit Union and the Detroit Sports Commission in benefiting Detroit Public Schools (DPS), grades K-5. All proceeds from the $2 ticket sales were donated to Detroit Public Schools to provide financial assistance for the district's K-5 classrooms with Michigan First contributing a matching donation for all tickets sold.

With over over 1,500 people in attendance, the game raised over $6,000 for DPS with Michigan First Credit Unions matching donation and has now raised over $20,000 in the three years of the event.

HORIZON LEAGUE BACK ON ESPN

Continuing its longstanding and innovative relationship with ESPN, the Horizon League will stream nearly 300 events over its digital streaming services this winter on ESPN+ and ESPN3, including women's basketball and men's basketball regular season and championship contests.

ESPN+, which will carry the early rounds of the Horizon League women's basketball and men's basketball championships offers fans thousands of live events, on-demand content and original programming not available on ESPN's linear TV or other digital networks. Fans can subscribe to ESPN+ for just $4.99 a month (or $49.99 per year) and cancel at any time. Additionally, the swimming and diving and indoor track and field championships will be featured on ESPN3.

Detroit Mercy men's and women's home basketball games will have 24 games on ESPN3 or ESPN+ with 11 of the 13 Titan games on the ESPN platform and all 13 women's contests. Nine of the 11 home men's games will be on ESPN+ as will eight of the 13 women's games at Calihan Hall.

Last year, Horizon League institutions produced over 600 live events, providing major visibility and highlighting the league's 2,700 student-athletes. The Horizon League and ESPN+ showcased the league's spring championships shortly after the platform's launch in the spring. Additionally, three member institutions – Oakland, UIC and Wright State – aired regular-season baseball content through the service.

Launched in April of 2018, ESPN+ is an integrated part of a completely redesigned ESPN App. Already the leading sports app, the new ESPN App is the premier all-in-one digital sports platform for fans offering both ESPN+ and (those fans with a pay TV subscription) access to all of ESPN's "TV Everywhere" streaming of its linear television networks (ESPN, ESPN2, ESPNU, etc.) and ESPN3. ESPN+ and ESPN's "TV Everywhere" streaming is also available on ESPN.com.

DETROIT MERCY HITS 90 PERCENT IN LATEST NCAA GSR REPORT

Make it 14 straight years of academic success and recognition as Detroit Mercy's student-athletes academic success was praised in the latest Graduation Success Rate (GSR) and Federal Graduation Rate (FGR).

For the 14th-straight year, Detroit Mercy ranked among the top-five in the state – second overall – with a GSR of 90-percent, the second-straight year the Titans have reached that mark. The 90-percent mark trailed only Michigan's 93-percent. The 90-percent GSR was also third in the Horizon League.

The Graduation Rates Institution Report gives graduation information about the most recent six-year graduating class of students and student-athletes who entered as freshmen in 2011-12.

For the Federal Graduation Rate, Detroit Mercy ranked third in the state at 71-percent, trailing only Michigan's 81-percent and Michigan State's 75-percent. Detroit Mercy was also tied for second in the Horizon League in that report.

Overall, more Division I student-athletes than ever are earning their degrees, according to new Graduation Success Rate data as the most recent rate is 88 percent, a record high and an increase of 1 percentage point from 2017 numbers.

TITANS ONCE AGAIN HIGH ABOVE NATIONAL APR STANDARDS

The University of Detroit Mercy Department of Athletics showcased another tremendous period of academic greatness as the Titans were once again above the national threshold in the latest NCAA Division I Academic Progress Rate (APR) report.

All 19 Titan teams posted multi-year scores above the 930 NCAA qualifying mark for the sixth straight year, with one program at a perfect 1,000, three above 990 and nine above 980 in the latest 2016-17 data.

The APR, created to be a more real-time measurement of academic success than graduation rates, is a team-based metric through which scholarship student-athletes each term earn 1 point for remaining eligible and 1 point for staying in school or graduating. At schools that don't offer scholarships, recruited student-athletes are tracked.

DETROIT MERCY RANKED TOP 25

For the 18th consecutive year, Detroit Mercy is listed in the top tier of Midwest Best Regional Universities in the 2019 edition of the U.S. News & World Report's "Best Colleges."

Detroit Mercy ranked No. 25 for Midwest Best Regional Universities and is one of two universities in Michigan to be listed in the top 25.

In addition to the University's No. 25 ranking, Detroit Mercy earned a No. 17 rank for Best Colleges for Veterans in the Midwest Region and is ranked No. 35 nationally for Best Value Schools. Detroit Mercy also had a strong retention rate. In 2017, first-to second-year retention was 86.8 percent; and over the past four years, the retention rate has averaged 84 percent.

This year, Detroit Mercy has its fourth consecutive freshman class increase, with 587 students compared with 550 in 2017. It is also the largest freshman class since 2009 and the University's second largest class in 24 years.

WILLIE GREEN NOW COACHING IN NBA

Willie Green, who starred as a Titan from 1999-2003, was named an assistant coach for the Golden State Warriors in 2016-17, helping the team win to NBA Championships.

Green was a part of four winning seasons, including a pair of 20-win campaigns and postseason appearances. As a sophomore, Green helped Detroit Mercy reach the semifinals of the NIT knocking out Bradley, Connecticut and Dayton as the Titans made their way to Madison Square Garden. Detroit Mercy would end the year tying a school record with 25 wins.

Green is still fourth all-time in scoring with 1,779 points, which includes 678 points as a senior, ninth in the Titan record book. As a senior, he was an AP Honorable Mention All-American and the Horizon League Player of the Year after averaging a league-best 22.6 points per game, 12th in school history.

He was selected in the second round (41st) in the 2003 NBA Draft by the Seattle SuperSonics and later traded to the 76ers. He would play seven of his 12 NBA seasons with Philadelphia, averaging a career-high 12.4 points in 2007-08 and 11.3 points in 2006-07.

He finished his career playing in 731 games tallying 8.3 points, 1.8 rebounds and 1.3 assists.

COACH DAVIS ANNOUNCES COACHING STAFF

Experience in the system and experience on the collegiate level will be all over the Titan sidelines for head coach Mike Davis.

Mike Davis Jr.

Someone who knows coach Davis more than anyone, Mike Davis Jr. learned the game from his dad and not only played under him at Indiana and UAB, but has been on the sidelines with him for six years.

Davis Jr. served as an assistant coach for the last six years at Texas Southern, where the Davis duo built the Tigers into a perennial power in the SWAC and a staple in the postseason.

During his six seasons, Texas Southern won four regular season and conference tournament championships and appeared in four NCAA Tournaments with one NIT bid. In 2018, the Tigers won their first-ever NCAA Tournament game, defeating North Carolina Central in the First Four match-up.

His first collegiate coaching job was at Chipola Junior College in 2011-12. Prior to that, he worked on the AAU circuit with the Alabama Ice as an assistant coach from 2010-12.

Davis Jr. played collegiate basketball at Blackhawk Community College, Indiana and UAB, and saw action in 76 games at the Division I level.

Tracy Dildy

No stranger to the Midwest, Horizon League or coach Davis, Tracy Dildy worked with coach Davis at UAB in 2006-07 and also has coaching stops at Mississippi, Auburn, DePaul and Ball State before his recent assignment as head coach at Chicago State.

He was the head coach at Chicago State from 2010-2018 and also served as the athletic director in his final season. He guided the Cougars to their first-ever Division I postseason appearance as the team won the Great West Conference and earned a bid to the CIT in 2013.

He was named the top mid-major assistant by Hoop Scoop in 2008, one of the top 25 mid-major assistant by CollegeInsider.com in 2009 and one of Hoop Scoop's top 50 mid-major assistants in Basketball Times when he was at UIC from 2007-10.

He helped assemble a nationally-ranked recruiting class for the 2005-06 season at Mississippi that was rated as high as third by numerous recruiting publications and earned a spot on Rivals.com's list of the Top 25 recruiters in the nation in June 2005.

At DePaul from 1997-2002, he worked as an assistant coach, the associate head coach and even served as an acting head for a period in 2001 and helped the Blue Demons advance to the quarterfinals of the NIT in 2001 and reached the second round of the 2002 NCAA Tournament. He spearheaded four huge recruiting classes for DePaul which included the nation's top-ranked class in 2001 and the second-best class in the country in 1999, in addition to signing future NBA players Quentin Richardson, Bobby Simmons, Steven Hunter and Eddy Curry.

Keith LeGree

A two-sport start in college and a veteran in the coaching ranks, LeGree has been an assistant coach at the Division I level for over 10 years and has almost 20 years of coaching experience under his belt.

LeGree and coach Davis know each other well as he spent the last six seasons (2012-18) on staff at Texas Southern. He helped the program win four regular-season titles and four conference tournament championships along with advancing to five postseason tournaments, including four trips to the NCAA's.

He also has coaching stops at Chipola Junior College, Alabama Southern Community College and at his alma mater Cincinnati. LeGree was on staff under his college coach Bob Huggins at UC from 2000-05, helping the Bearcats to 123 wins, with a school record 31 in 2001-02, and five trips to the NCAA Tournament, including the Sweet 16 in 2000-01.

LeGree was a standout student-athlete on the hardwood at Cincinnati and Louisville and also played professional baseball, parlaying that into a seven-year playing career in the minor leagues and reaching the Triple A level before he entered the coaching profession.

Eric Devendorf

A basketball prodigy from Bay City, Michigan, who went on to an outstanding collegiate career at Syracuse before embarking on a seven-year professional career overseas and in the NBA D-League, Eric Devendorf will fill the role of Special Assistant to the Head Coach.

Devendorf comes to the Motor City after spending the last two years at his alma mater as an assistant strength and conditioning coach for the basketball team as well as a mentor to the Orange guards.

His stops overseas included playing in the Ukraine, Israel, Greece and New Zealand. In 2010, he helped the Wellington Saints in the New Zealand NBL win a championship and he also led the league in scoring. He also played in the NBA D-League with the Reno Bighorns in 2009-10 and the Idaho Stampede in 2011-12.

In college, he starred for Syracuse from 2005-09 and tallied 1,680 career points, 14th in school history. In 116 career games, he averaged 14.3 points and is fourth in career 3-point baskets at Syracuse with 208, sixth in three-point attempts (550) and fifth in three-point percentage (.378). He also accumulated 372 assists, 170 steals and shot 43.8 percent from the field and 79.5 percent at the free throw line.

SOCIAL MEDIA

The Detroit Mercy Titans athletic department and men's basketball team utilize social media in a number of different ways and encourage all fans to interact with the Titans through Twitter, Facebook, Instagram, Snapchat and YouTube.

On Twitter, fans can follow @DetroitTitans throughout the year for information on all Titan athletic events and sports. The Detroit Mercy men's basketball twitter account is @DetroitMBB and that account will have live tweets throughout the game. Fans can also follow the Titans on Instagram at Detroit Titans and the men's basketball team at detroit_mercy_mbb.

The Titan athletic Facebook page is named Detroit Mercy Titans, while another is named after its cheerful mascot in Tommy Titan.

Detroit Mercy Athletics is the official YouTube page for Titan athletics, where fans can find interviews, highlights and promotional material for all Titan sports.

ALL-TIME TITANS IN THE NBA/ABA

The Titans have had a number of student-athletes move into the professional ranks. Below are the Titans who were drafted by the NBA/ABA or who have appeared in a NBA/ABA game.

Player	Team	Rd	Year
Ray McCallum	Sacramento	2	2013
Willie Green	Seattle	2	2003
Greg Wendt	Boston	6	1986
Keith Gray	Washington	7	1985
Joe Kopicki	Atlanta	3	1982
Jerry Davis	Washington	5	1982
Terry Duerod	Detroit	5	1979
Earl Cureton	Philadelphia	3	1979
Terry Tyler	Detroit	2	1978
John Long	Detroit	2	1978
Dennis Boyd	New Orleans	4	1977
Ron Bostick	Milwaukee	7	1977
Terry Thomas	Detroit	9	1975
Owen Wells	Houston	5	1974
Frank Russell	Chicago	3	1972
Bill Pleas	Atlanta	7	1972
Spencer Haywood	Denver (ABA)	1	1970
Dorie Murrey	Detroit	2	1966
Dave DeBusschere	Detroit	1	1962
Bill Ebben	Detroit	3	1957
Guy Sparrow	New York	3	1955
Norm Swanson	Rochester	2	1953

Other Titan Pro Players
Desmond Ferguson
Jermaine Jackson
Lee Knorek
Gino Sovran
Art Stolkey

CURRENT TITANS IN THE PRO'S

Paris Bass	Dominican Republic
Chris Blake	El Salvador
Kam Chatman	Turkey
Ray McCallum	Turkey
Juwan Howard Jr	Luxembourg
Evan Bruinsma	Hungary
Jaleel Hogan	Uruguay
Chris Jenkins	Finland
Brandan Kearney	Qater
Eli Holman	China
Jermaine Lippert	Germany
Nick Minnerath	China
Jason Calliste	Canada
Chris Hayes	Brazil
Thomas Kennedy	Japan
Chase Simon	France
Anton Wilson	Sweden

GAME BY GAME STARTERS

Game	Name/Pos.	Name/Pos.	Name/Pos.	Name/Pos.	Name/Pos
at Western Mich.	Davis/G	McFolley/G	Moore/G	King/F	Blackshear/F
at Temple	Davis/G	McFolley/G	Hamrick/G	Brandon/F	Blackshear/F
at Butler	Davis/G	McFolley/G	Hamrick/G	Brandon/F	Blackshear/F
vs. Loyola (MD)	Davis/G	McFolley/G	Holland/G	King/F	Blackshear/F
vs. Bowling Green	Davis/G	McFolley/G	Holland/G	King/F	Blackshear/F
at Eastern Mich.	Davis/G	McFolley/G	Holland/G	King/F	Blackshear/F
vs. Kent State	Davis/G	McFolley/G	Holland/G	King/F	Blackshear/F
at Akron	Davis/G	McFolley/G	Holland/G	Moore/F	King/F
at Dayton	Davis/G	McFolley/G	Holland/G	King/F	Blackshear/F
at Toledo	Davis/G	Knight/G	King/G	Brandon/F	Curry/F
vs. Ohio	Davis/G	McFolley/G	Knight/G	King/F	Curry/F
at Xavier	Davis/G	McFolley/G	King/G	Brandon/F	Curry/F
at Youngstown St.					
at Cleveland St.					
vs. Wright St.					
vs. NKU					
vs. Green Bay					
vs. Milwaukee					
vs. Oakland					
at UIC					
at IUPUI					
vs. Cleveland St.					
vs. Youngstown St.					
at NKU					
at Wright St.					
at Milwaukee					
at Green Bay					
at Oakland					
vs. IUPUI					
vs. UIC					

FORMER COACH DICK VITALE EARNS ANOTHER HALL OF FAME NOD

Dick Vitale started his professional basketball career as a coach, helping build the Titans into a national power, before embarking into a broadcasting career that has now earned him an induction into the The Sports Broadcasting Hall of Fame,

Vitale joined ESPN during the 1979-80 season -- just after the network's September 1979 launch -- following a successful college and pro coaching career. Vitale called ESPN's first-ever NCAA basketball game – Wisconsin at DePaul on Dec. 5, 1979 (a 90-77 DePaul win). Since then, he's called close to a thousand games, including NBA contests for ESPN during the 1983 and '84 seasons.

He was the head coach at the University from 1973-77 tallying a 78-30 record with a trip to the NCAA Tournament in 1977.

He recruited the likes of John Long, Terry Tyler, Terry Duerod and Wilbert McCormick and turned Calihan Hall into one of the most visited venues in college basketball in the late 70's.

He went 17-9 in each of his first two seasons and posted a 19-8 mark in 1975-76. In his final year as a head coach, the Titans tourched the competition going 25-4, including a 21-game winning streak, and earning a bid to the NCAA Tournament. They would defeat Middle Tennessee State, 93-76, for the school's first-ever victory in the NCAA Tournament and then took on a powerful Michigan squad, dropping an 86-81 decision.

Vitale has now been selected for 10 halls of fame in his career.

DETROIT MERCY NAMED NCAA HOST

The University of Detroit Mercy has been named a tournament host for 2021 NCAA men's basketball first and second round tournament games as well as selected as the host institution for the 2020 NCAA Women's Bowling Championship and the 2020 NCAA Men's & Women's Fencing Championships.

Detroit Mercy, in partnership with Olympia Entertainment and the Detroit Sports Commission hosted the 2018 NCAA men's basketball first and second round games on March 16 & March 18, 2018 from the brand-new Little Caesars Arena.

HORIZON LEAGUE

2018-19 FINAL STANDINGS
(as of Dec. 26)

Team	W-L	HL
Northern Kentucky	10-3	
IUPUI	8-6	
Green Bay	6-7	
UIC	5-7	
Wright State	6-7	
Cleveland State	5-8	
Milwaukee	5-8	
Oakland	4-9	
Youngstown State	4-9	
Detroit Mercy	**3-9**	

2018-19 PRESEASON POLL

Team (1st Place Votes) - Total Votes

1. Wright State (25) – 377
2. Northern Kentucky (10) – 356
3. UIC (4) – 310
4. Oakland – 239
5. Green Bay – 238
6. IUPUI – 188
7. Cleveland State – 175
8. Milwaukee (1) – 140
9. Youngstown State – 104
10. ***Detroit Mercy – 73***

2018-19 PRESEASON ALL-LEAGUE

First Team

Preseason First Team All-League:

Tyree Appleby, Cleveland State
Sandy Cohen III, Green Bay
Drew McDonald, Northern Kentucky
Marcus Ottey, UIC
Loudon Love, Wright State

Preseason Second Team All-League

Kameron Hankerson, Green Bay
Jalen Tate, Northern Kentucky
Tarkus Ferguson, UIC
Mark Hughes, Wright State
Naz Bohannon, Youngstown State

Preseason Player of the Year

Drew McDonald, Northern Kentucky

HORIZON LEAGUE®

DETROIT MERCY VS. OPPONENTS

Below is a game-by-game breakdown of how Detroit Mercy has fared against opponents in the following statistical categories: Free Throws Made, Bench Points, Points in the Paint, Second Chance Points and Fast Break Points (Shown as Detroit Mercy stats first, followed by opponents).

Game	FT	Bench	Paint	Off TO	2nd Chance	FB
at Western Michigan	15-19	19-21	20-44	18-9	9-27	8-2
at Temple	8-14	3-12	22-34	18-30	7-9	13-13
at Butler	11-19	20-22	24-34	17-20	9-8	12-22
vs. Loyola Maryland	8-10	17-16	38-26	19-11	14-10	16-10
vs. Bowling Green	17-8	11-28	14-36	21-11	5-19	9-4
at Eastern Michigan	11-12	20-23	18-44	13-9	14-18	8-4
vs. Kent State	14-20	17-48	28-24	18-17	25-6	21-24
at Akron	10-15	30-13	20-24	12-6	13-9	0-0
at Dayton	5-15	24-31	22-54	20-17	11-13	13-17
at Toledo	5-21	17-40	26-36	4-12	4-19	1-15
vs. Ohio	16-14	9-9	20-30	23-19	12-9	25-7
at Xavier	5-17	10-8	24-24	21-16	15-11	5-6
at Youngstown State						
at Cleveland State						
vs. Wright State						
vs. NKU						
vs. Green Bay						
vs. Milwaukee						
vs. Oakland						
at UIC						
at IUPUI						
vs. Cleveland State						
vs. Youngstown State						
at NKU						
at Wright State						
at Milwaukee						
at Green Bay						
at Oakland						
vs. IUPUI						
vs. UIC						

LEADS & DEFICITS

Below is a note on the largest lead and the largest deficit that Detroit Mercy has crossed in every game this year, along with the time and the half that the last margin occurred.

Game	Largest Lead	Largest Deficit	Result
at Western Michigan	5 (7-2), 18:10 - 1st	21 (56-35), 15:51 - 2nd	L, 89-76
at Temple	11 (13-2), 16:28 - 1st	16 (83-67), 00:45 - 2nd	L, 83-67
at Butler	2 (2-0), 19:49 - 1st	25 (84-59), 1:45 - 2nd	L, 84-63
vs. Loyola Maryland	28 (91-63), 00:28 - 2nd	5 (11-6), 15:57 - 1st	W, 91-63
vs. Bowling Green	25 (52-27), 18:16 - 2nd	n/a	W, 82-67
at Eastern Michigan	9 (71-62), 2:22 - 2nd	10 (18-8), 11:42 - 1st	W, 78-74
vs. Kent State	8 (68-60), 3:18 - 2nd	12 (14-2), 16:22 - 1st	L, 78-74
at Akron	5 (21-16), 6:16 - 1st	15 (66-51), 1:38 - 2nd	L, 71-59
at Dayton	3 (5-2), 17:30 - 1st	39 (98-59), 00:38 - 2nd	L, 98-59
at Toledo	n/a	44 (101-57), 00:30 - 2nd	L, 101-57
vs. Ohio	6 (11-5), 15:45 - 1st	19 (52-33), 12:21 -2nd	L, 63-61
at Xavier	1 (24-23), 4:36 - 1st	17 (63-46), 4:28 - 2nd	L, 69-55
at Youngstown State			
at Cleveland State			
vs. Wright State			
vs. NKU			
vs. Green Bay			
vs. Milwaukee			
vs. Oakland			
at UIC			
at IUPUI			
vs. Cleveland State			
vs. Youngstown State			
at NKU			
at Wright State			
at Milwaukee			
at Green Bay			
at Oakland			
vs. IUPUI			
vs. UIC			

THE LAST TIME.....

TEAM SCORING

The Titans scored 85-89 points in a game:
see below
The Titans scored 90-94 points in a game:
Nov.19, 2018 (Detroit Mercy 91, vs. Loyola Maryland 63)
The Titans scored 95-99 points in a game:
Feb. 24, 2018 (Detroit Mercy 97, vs. Green Bay 107)
The Titans scored 100-109 points in a game:
see below
The Titans scored 110-119 points in a game:
see below
The Titans scored 120-129 points in a game:
see below
The Titans scored 130+ points in a game:
Nov. 25, 2017 (Detroit Mercy 131, Siena Heights 69)

OPPONENT SCORING

An opponent scored 85-89 points:
see below
An opponent scored 90-94 points:
see below
An opponent scored 95-99 points:
Dec. 4, 2018 (Detroit Mercy 59, at Dayton 98)
An opponent scored 100-104 points:
Dec. 5, 2018 (Detroit Mercy 57, at Toledo 101)
An opponent scored 105-109 points:
Feb. 24, 2018 (Detroit Mercy 97, vs. Green Bay 107)
An opponent scored 110+ points:
Nov. 10, 2017 (Detroit Mercy 70, at Virginia Tech 111)

GAME OUTCOMES

The Titans won a game by more than 20-29 points:
Nov.19, 2018 - 28 pts. (Detroit Mercy 91, vs. Loyola Maryland 63)
The Titans won a game by more than 30-39 points:
see below
The Titans won a game by more than 40-49 points:
see below
The Titans won a game by more than 50-59 points:
see below
The Titans won a game by more than 60-69 points:
Nov. 25, 2017 - 62 pts - (Detroit Mercy 131, Siena Heights 69)
The Titans won a game by more than 70-79 points:
Jan. 11, 1964 - 72 pts - (Detroit Mercy 115, Western Ontario 43) *school record

The Titans lost a game by more than 20-29 points:
see below
The Titans lost a game by more than 30-39 points:
see below
The Titans lost a game by more than 40-49 points:
Dec. 5, 2018 - 44 pts. (Detroit Mercy 57 at Toledo 101)

The Titans lost a game when scoring 80-89 points:
Mar. 2, 2018 (Green Bay 93, Detroit Mercy 81)
The Titans lost a game when scoring 90-99 points:
Feb. 24, 2018 (Detroit Mercy 97, vs. Green Bay 107)
The Titans lost a game when scoring 100+ points:
Jan.25, 2016 (Detroit Mercy 108, Green Bay 115, ot)

The Titans played an overtime game:
Nov. 19, 2017 (Detroit Mercy 116, vs. Houston Baptist 109, OT)
The Titans played a double overtime game:
Nov. 26, 2016 (Detroit Mercy 81,Manhattan 84, 2OT)
The Titans played a triple overtime game:
Nov. 24, 2013 (Detroit Mercy 102, Stony Brook 104, 3OT)

INDIVIDUALS

A Titan player scored 25-29 points in a game:
Dec. 1, 2018, Antoine Davis (27) at Akron (L, 71-59)
A Titan player scored 30-34 points in a game:
Nov. 28, 2018, Antoine Davis (30) vs. Kent State (L, 78-74)
A Titan player scored 35-39 points in a game:
see below
A Titan player scored 40-44 points in a game:
Nov. 19, 2018, Antoine Davis (42) vs. Loyola (MD) (W, 91-63)
A Titan player scored 45 or more points in a game:
Feb. 22, 1988, Archie Tullos (49) vs. Bradley (L, 122-107) *school record

A Titan player netted 4-Straight 20+ points:
see below
A Titan player netted 8-Straight 20+ points:
Nov. 6, 9, 12, 19, 20, 24, 28, Dec. 1, 2018 Antoine Davis (30) at Western Michigan, (32) at Temple, (20) at Butler, (42) vs. Loyola (MD), (32) vs. Bowling Green, (24) at Eastern Michigan, (30) vs. Kent State, (27) at Akron
A Titan player netted 10-Straight 20+ points:
Willie Green did it in 10-straight games from Jan. 25-Feb. 27, 2003
A Titan player netted 2-Straight 30+ points:
Nov. 19, 20, Antoine Davis (42) vs. Loyola (MD),
(32) vs. Bowling Green
Two Titans Scored 20 or more points in a game:
Nov. 24, 2018, Antoine Davis (24), Josh McFolley (20)
at Eastern Michigan (W, 78-74)
Three Titans Scored 20 or more points in a game:
Mar. 7, 2003, Willie Green (36), Elijah Warren (22), Terrell Riggs (21) vs. Loyola (W, 98-84)
Two Titans Scored 30 or more points in a game:
Feb. 24, 2018, Josh McFolley (34), Roschon Prince (32)
vs. Green Bay (L, 107-97)

An opponent scored 25-29 points in a game:
Dec. 4, 2018, Obi Toppin (22) at Dayton (L, 98-59)
An opponent scored 30-34 points in a game:
see below
An opponent scored 35-39 points in a game:
Nov. 28, 2018, Jaylin Walker (36) vs. Kent State (L, 78-74)
An opponent scored 40+ points in a game:
Feb. 24, 1990, Negele Knight (42), Dayton (L, 88-82)

A Titan player had 7-9 assists in a game:
Nov. 24, 2018, Antoine Davis (7) at Eastern Michigan (W, 78-74)
A Titan player had 10-13 assists in a game:
Nov. 25, 2017, Jermaine Jackson Jr. (13) vs. Siena Heights (W, 131-69)
A Titan player had 14-16 assists in a game:
Feb. 10, 2000, Rashad Phillips (14) at Butler (L, 68-62)

A Titan player had 10-12 rebounds in a game:
Nov. 6, 2018, Gerland Blackshear (10) at Western Michigan (L, 89-76)
A Titan player had 13-15 rebounds in a game:
Feb. 16, 2018, Kameron Chatman (13) at Youngstown State (W, 94-84)
A Titan player had 16-19 rebounds in a game:
Nov. 19, 2017, Kameron Chatman (16) vs. Houston Baptist (W, 116-109, OT)
A Titan player had 20 + rebounds in a game:
Dec. 5, 1992, Greg Grant (20) vs. Toledo (W, 73-52)

A Titan player had 4-6 blocks in a game:
see below
A Titan player had 7-9 blocks in a game:
Dec. 29, 2016, Jaleel Hogan (8) vs. NKU (L, 81-70)
A Titan player had 10+ blocks in a game:
Feb. 15, 1978, Terry Tyler (13) at WMU (W, 113-91) *school record

A Titan player had 4-6 steals in a game:
Dec. 21, 2018, Josh McFolley (4) at Xavier (L, 69-55)
A Titan player had 7-9 steals in a game:
Nov. 25, 2017, Jermaine Jackson Jr. (9) vs. Siena Heights (W, 131-69)
A Titan player had 10 + steals in a game:
Dec. 10, 1980, Jerry Davis (10) vs. John Carroll (W, 87-60) * school record

A Titan player made 10-14 field goals in a game:
Nov. 28, 2018, Antoine Davis (10-of-25) vs. Kent State (L, 78-74)
A Titan player made 15+ field goals in a game:
Jan. 13, 2017, Jaleel Hogan (17-of-24) at Oakland (W, 93-88)
Two Titans made 10 + field goals in a game:
Dec. 22, 2003, James Thues (13-of-16), Jimmy Twyman (11-of-18)
vs. Western Illinois (W, 95-61)

A Titan player attempted 15-19 field goals in a game:
see below
A Titan player attempted 20-24 field goals in a game:
Dec. 21, 2018, Antoine Davis (8-of-24) at Xavier (L, 69-55)
A Titan player attempted 25-29 field goals in a game:
Dec. 5, 2018, Antoine Davis (7-of-26) at Toledo (L, 101-57)
A Titan player attempted 30 + field goals in a game:
Jan. 27, 2003, Willie Green (18-of-31) at UIC (W, 80-73)

THE LAST TIME.....

A Titan player had 5-6 three-point baskets in a game:
Dec. 5, 2018, Antoine Davis (5-of-10) at Toledo (L, 101-57)
A Titan player had 7 three-point baskets in a game:
see below
A Titan player had 8 three-point baskets in a game:
Nov. 20, 2018, Antoine Davis (8-of-12) vs. Bowling Green (W, 82-67)
A Titan player had 9 three-point baskets in a game:
see below
A Titan player had 10+ three-point baskets in a game:
Nov. 19, 2018, Antoine Davis (10-of-14) vs. Loyola (MD) (W, 91-63) * Tied school record

A Titan player attempted 10-15 three-point baskets in a game:
Dec. 21, 2018, Antoine Davis (3-of-13) at Xavier (L, 69-55)
A Titan player attempted 15 + three-point baskets in a game:
Mar. 3, 2002, Greg Grays (5-of-15) at Dayton (L, 80-69)

A Titan player made 10-12 free throws in a game:
see below
A Titan player made 13-15 free throws in a game:
Jan. 12, 2018, Corey Allen (13-of-16) vs. Youngstown State (W, 93-91)
A Titan player made 16-19 free throws in a game:
see below
A Titan player made 20+ free throws in a game:
Nov. 24, 2013, Evan Bruinsma (20-of-22) vs. Stony Brook * school record (L, 104-102, 3ot)

A Titan player attempted 10-13 free throws in a game:
Nov. 20, 2018, Josh McFolley (8-of-10) vs. Bowling Green (W, 82-67)
A Titan player attempted 14-16 free throws in a game:
Jan. 12, 2018, Corey Allen (13-of-16) vs. Youngstown State (W, 93-91)
A Titan player attempted 17-20 free throws in a game:
Jan. 29, 2017, Jaleel Hogan (12-of-17) vs. Green Bay (W, 93-92)
A Titan player attempted 21+ free throws in a game:
Nov. 24, 2013, Evan Bruinsma (20-of-22) vs. Stony Brook * tied school record (L, 104-102, 3ot)

Five Titans Were in Double-Figure Scoring:
Mar. 2, 2018 vs. Green Bay (L, 93-81)

Six Titans Were in Double-Figure Scoring:
Feb. 16, 2018 at Youngstown State (W, 94-84)

Seven Titans Were in Double-Figure Scoring:
Nov. 13, 2017 vs. UM-Dearborn (W, 105-82)

Every Titan that PLAYED Scored:
Nov. 28, 2018, 8 players vs. Kent State (L, 78-74)

A Titan Player Recorded a Double-Double:
Feb. 24, 2018, Roschon Prince (32 points, 10 rebounds) vs. Green Bay (L, 107-97)

Two Titans Recorded a Double-Double:
Jan. 5, 2018, Kameron Chatman (13 points, 12 rebounds) Tariiq Jones (15 points, 10 rebounds) vs. Wright State (L, 80-73)

A Titan Player Recorded a Triple-Double:
Dec. 27, 1977, Terry Tyler 20 pts., 23 rebs., 12 blk. vs. Eastern Michigan (W, 109-71)

TEAM FIELD GOAL SHOOTING

Shot 50-55 percent:
Nov. 19, 2018 - 52.4% (33-of-63) vs. Loyola (MD) (W, 91-63)
Shot 55-60 percent:
Nov. 25, 2017 - 59.3% (51-86) vs. Siena Heights (W, 131-69)
Shot 60-65 percent:
see below
Shot 65 percent or better:
Feb. 21, 2015 - 68.2% (30-44) at Youngstown State (W, 83-70)
Shot between 20-30 percent:
Feb. 22, 2018 - 28.6% (18-of-63) vs. Milwaukee (L, 72-49)
Shot less than 20 percent:
n/a

Made 30-34 field goals:
Nov. 19, 2018 - (33-of-63) vs. Loyola (MD) (W, 91-63)
Made 35-39 field goals:
Feb. 24, 2018 - (36-of-72) vs. Green Bay (L, 107-97)
Made 40+ field goals:
see below
Made 50+ field goals:
Nov. 25, 2017 - (51-of-86) vs. Siena Heights (W, 131-69)
Made less than 20 field goals:
Dec. 15, 2018 - (19-of-54) vs. Ohio (L, 63-61)
Made less than 15 field goals:
Feb. 12, 2011 - (15-of-40) at Butler (L, 66-51)
Made 10 or less field goals:
Dec. 6, 2008 - (10-of-44) at Bowling Green (L, 58-38)

Attempted 65-69 field goals:
Dec. 21, 2018 - (22-of-68) at Xavier (L, 69-55)
Attempted 70-74 field goals:
Nov. 6, 2018 - (25-of-70) at Western Michigan (L, 89-76)
Attempted 75-79 field goals:
see below
Attempted 80-89 field goals:
Nov. 25, 2017 - (51-of-86) vs. Siena Heights (W, 131-69)
Attempted 90+ field goals:
Feb. 9, 1985 - (42-of-90) at Loyola (L, 127-100)

Held an Opponent Between 26-29 percent shooting:
Jan. 26 2014 - 28.3% (13-of-46) at Green Bay (L, 62-52)
Held an Opponent Between 20-25 percent shooting:
Jan. 5, 2002 - 24.1% (14-of-58) at Loyola (L, 55-49)
Held an Opponent to Under 20 percent shooting:
n/a
Held an Opponent to 16-19 made field goals:
Feb. 25, 2015 - 16-of-46 vs. Valparaiso (W, 63-60)
Held an Opponent to 12-15 made field goals:
Jan. 26, 2014 - 13-of-36 at Green Bay (L, 62-52)
Held an Opponent to 11 or less made field goals:
Jan. 4, 1999 - 11-of-45 at Green Bay (W, 43-37)

TEAM THREE-POINT SHOOTING

Shot 50 percent or better: (min. 5 attempts)
Nov. 24, 2018 - 15-of-30 (50.0%) at Eastern Michigan (W, 78-74)
Shot 60 percent or better:
Nov. 19, 2018 - 17-of-28 (60.7%) vs. Loyola (MD) (W, 91-63)
Shot 70 percent or better:
Feb. 25, 2010 - 10-of-14 (71.4%) at Cleveland State (W, 65-54)
Shot 80 percent or better:
Dec. 3, 2005 - 4-of-5 (80.0%) at vs. Western Michigan (W, 77-74 OT)
An Opponent Shot less than 20 percent:
Feb. 4 2016, 3-of-20 (15.0%) at Cleveland State (W, 71-63)

Made 8-10, 3-point field goals:
Dec. 5, 2018 - (8-of-21) at Toledo (L, 101-57)
Made 11-12, 3-point field goals:
see below
Made 13-14, 3-point field goals:
see below
Made 14-15, 3-point field goals:
Nov. 24, 2018 - (15-of-30) at Eastern Michigan (W, 78-74)
Made 16+, 3-point field goals:
Nov. 19, 2018 - (17-of-28) vs. Loyola (MD) (W, 91-63) *Tied school record

Made 2-5, 3-point field goals:
Feb. 22, 2018 - (5-of-26) vs. Milwaukee (L, 72-49)
Did not make a 3-point field goal:
Mar. 6, 2016 - (0-of-11) vs. Wright State (L, 82-72)
An Opponent Made less than 5 3-point field goals:
Dec. 19, 2017 - (3-of-14) vs. ETSU (L, 81-73)
An Opponent Did not make a 3-point field goal:
Nov. 20, 2005 - (0-of-4) at Drake (L, 69-61)

THE LAST TIME.....

Attempted 20-24 3-point field goals:
see below
Attempted 25-29 3-point field goals:
Dec. 21, 2018 - (6-of-27) at Xavier (L, 69-55)
Attempted 30-32 3-point field goals:
Dec. 4, 2018 - (8-of-32) at Dayton (L, 98-59)
Attempted 33-35 3-point field goals:
Dec. 1, 2018 - (9-of-35) at Akron (L, 71-59)
Attempted 36+ 3-point field goals:
Nov. 19, 2017 - (12-of-43) vs. Houston Baptist (W, 116-109, OT)
*school record

TEAM FREE THROW SHOOTING
Shot 80 percent or better: (At Least 10 Attempted)
Feb. 24, 2018 - 16-of-19 (84.2%) vs. Green Bay (L, 107-97)
Shot 90 percent or better: (At Least 10 Attempted)
Feb. 16, 2018 - 24-of-25 (96.0%) at Youngstown State (W, 94-84)
Shot 100 percent: (At Least 5 Attempted)
Dec. 6, 2007 - 5-of-5 (100%) vs. Butler (L, 53-46)
Made 20-24 free throws:
Feb. 19, 2018 (21-of-28) at UIC (L, 94-87)
Made 25-29 free throws:
Feb. 24, 2017 (26-of-31) at Milwaukee (W, 81-74)
Made 30-34 free throws:
Jan. 8, 2016 (31-of-39) vs. UIC (W, 87-69)
Made 35+ free throws:
Nov. 24, 2013 (37-of-43) vs. Stony Brook (L, 104-102, 3OT)

Made 10 or less free throws:
see below
Made 5 or less free throws:
Dec. 21, 2018 - 5-of-9 at Xavier (L, 69-55)
Did not make a free throw:
n/a
An Opponent Made 30+ free throws:
Nov. 19, 2017 - 32-of-48 vs. Houston Baptist (W, 116-109, OT)
An Opponent Made 10 or less free throws:
Nov. 20, 2018 - (8-of-10) vs. Bowling Green (W, 82-67)
An Opponent Made 5 or less free throws:
Feb. 2, 2018 - 4-of-8 vs. IUPUI (W, 74-60)
An Opponent did not make a free throw:
n/a

Attempted 30-34 free throws:
Dec. 28, 2017 (20-of-31) at Green Bay (L, 95-83)
Attempted 35-39 free throws:
Jan. 29, 2017 - (22-of-35) vs. Green Bay (W, 93-92)
Attempted 40+ free throws:
Jan. 4, 2016 - (28-of-42) vs. Cleveland St. (W, 96-77)
Attempted 10 or fewer free throws:
Dec. 21, 2018 - (5-of-9) at Xavier (L, 69-55)
Attempted 5 or fewer free throws:
Feb. 18, 2009 - (4-of-4) at Loyola (L, 67-41)

An Opponent Attempted 30-34 free throws:
Feb. 24, 2018 (21-of-31) vs. Green Bay (L, 107-97)
An Opponent Attempted 35-39 free throws:
see below
An Opponent Attempted 40 + free throws:
Nov. 19, 2017 (32-of-48) vs. Houston Baptist (W, 116-109, OT)
An Opponent Attempted 10 or less free throws:
Nov. 20, 2018 - (8-of-10) vs. Bowling Green (W, 82-67)

TEAM REBOUNDING
Had 50-54 rebounds:
Jan. 2, 2016 - 53 vs. Youngstown State (W, 96-87)
Had 55-59 rebounds:
Nov. 28, 2010 - 55 vs. Niagara (W,96-77)
Had 60 + rebounds:
n/a

TEAM ASSISTS
Had 15-17 assists:
Nov. 19, 2018 - 17 vs. Loyola (MD) (W, 91-63)
Had 18-19 assists:
Nov. 24, 2018 - 19 at Eastern Michigan (W, 78-74)
Had 20-24 assists:
Feb. 24, 2018 - 20 vs. Green Bay (L, 107-97)
Had 25-29 assists:
see below
Had 30+ assists:
Nov. 25, 2017 - 36 vs. Siena Heights (W, 131-69)

TEAM BLOCKS
Had 5-7 blocks:
Dec. 5, 2018 - 7 at Toledo (L, 101-57)
Had 8-9 blocks:
Nov. 20, 2018 - 8 vs. Bowling Green (W, 82-67)
Had 8-9 blocks:
Dec. 29, 2016 - 10 vs. NKU (L, 81-70)

TEAM STEALS
Had 10-12 steals:
Dec. 21, 2018 - 11 at Xavier (L, 69-55)
Had 13-14 steals:
see below
Had 15-19 steals:
see below
Had 20 + steals:
Nov. 25, 2017 - 25 vs. Siena Heights (W, 131-69) * school record
Did not record a steal:
Dec. 19, 2017 vs. ETSU (L, 81-73)

TEAM FORCED TURNOVERS
Forced 15-19 turnovers:
Dec. 21, 2018 - 16 at Xavier (L, 69-55)
Forced 20-24 turnovers:
Dec. 15, 2018 - 21 vs. Ohio (L, 63-61)
Forced 25-29 turnovers:
see below
Forced 30+ turnovers:
Nov. 25, 2017 - 36 vs. Siena Heights (W, 131-69)

RANKINGS
The Titans were nationally-ranked:
1979 (20th in final UPI poll)
The Titans were nationally-ranked in top 15:
Dec. 20, 1977 (15th in AP poll)
The Titans were nationally-ranked in top 10:
Dec. 31, 1968 (8th in AP poll)
The Titans were nationally-ranked in top 5:
Dec. 13, 1960 (3rd in AP poll)
The Titans were receiving votes in nationally-ranked poll:
Dec. 22, 2003 (AP poll)
The Titans played a nationally-ranked team:
Dec. 3, 2017 at RV/#25 UCLA (L, 106-73)
The Titans played a nationally-ranked team on the road:
Dec. 3, 2017 at RV/#25 UCLA (L, 106-73)
The Titans played a nationally-ranked team at Home:
Dec. 13, 2014 vs. #11/12 Wichita State (L, 77-68)
The Titans played a top 10 nationally-ranked team:
Dec. 17, 2012 vs. #3/3 Syracuse (L, 72-68)
The Titans played a top 5 nationally-ranked team:
Dec. 17, 2012 vs. #3/3 Syracuse (L, 72-68)
The Titans defeated a nationally-ranked team:
Jan. 10, 2002 vs. #RV/24 Butler (W, 63-54)
The Titans defeated a nationally-ranked team at home:
Jan. 10, 2002 vs. #RV/24 Butler (W, 63-54)
The Titans defeated a top 10 team:
Feb. 28, 1985 vs. #4 Memphis (W, 71-66)
The Titans defeated a top 5 team:
Feb. 28, 1985 vs. #4 Memphis (W, 71-66)

2018-19 ROSTER

NUMERICAL ROSTER

No.	Name	Pos.	Ht.	Wt.	Yr.	Hometown/High School (Previous School)
0	Antoine Davis	G	6-1	170	Fr.	Birmingham, Ala. / Homeschooled
1	Marquis Moore	F/G	6-6	215	Fr.	Los Angeles, Calif. / Woodstock Academy (CT)
2	Tra'Quan Knight	G	6-3	180	Jr.	Pensacola, Fla. / Pensacola (Shelton State)
4	Jacob Holland	G	6-4	200	Gr.	Los Lunas, N.M. / Los Lunas (New Mexico Highlands University)
5	Juan Parrilla Jr.	G	6-0	180	Jr.	Waterbury, Conn. / Crosby (College of the Siskiyous)
10	Boe Nguidjol	F	6-8	220	Fr.	Los Angeles, Calif. / Middlebrooks Academy
11	Cole Long	F	6-8	206	Jr.	St. John's, Newfoundland / Athletic Institute Basketball Acad.
13	Chris Brandon	F/G	6-7	200	Fr.	Houston, Tex./ Bellaire
14	Derrien King	G/F	6-7	180	Gr.	Wichita, Kan. / Cathedral (Angelo State)
15	Darrell Riley Jr.	G	5-8	160	Jr.	Milwaukee, Wisc. / North Division (Williston State College)
21	Lamar Hamrick	G	6-4	190	Jr.	New Castle, Del. / St. Georges Technical (San Jacinto College)
23	Josh McFolley	G	6-1	174	Sr.	Detroit, Mich. / Detroit Western
24	Harrison Curry	F	6-7	230	Jr.	Ann Arbor, Mich. / Legacy Charter (S.C.) (Louisiana Tech)
25	Gerald Blackshear Jr.	F	6-9	220	Sr.	Detroit, Mich. / Detroit Western
35	Jordan Gorman	G	5-9	150	So.	Fort Wayne, Ind. / Nelson Snider (Wright State Lake Campus)
41	Willy Isiani	F	6-8	235	Fr.	Tbilisi, Georgia / ASI Prep Academy (CA)
55	Musial Gjysma	F	6-6	241	R-Sr.	Sterling Heights, Mich. / Sterling Heights (Rochester College)

ALPHABETICAL ROSTER

No.	Name	Pos.	Ht.	Wt.	Yr.	Hometown/High School (Previous School)
25	Gerald Blackshear Jr.	F	6-9	220	Sr.	Detroit, Mich. / Detroit Western
13	Chris Brandon	F/G	6-7	200	Fr.	Houston, Tex./ Bellaire
24	Harrison Curry	F	6-7	230	Jr.	Ann Arbor, Mich. / Legacy Charter (S.C.) (Louisiana Tech)
0	Antoine Davis	G	6-1	170	Fr.	Birmingham, Ala. / Homeschooled
55	Musial Gjysma	F	6-6	241	R-Sr.	Sterling Heights, Mich. / Sterling Heights (Rochester College)
35	Jordan Gorman	G	5-9	150	So.	Fort Wayne, Ind. / Nelson Snider (Wright State Lake Campus)
21	Lamar Hamrick	G	6-4	190	Jr.	New Castle, Del. / St. Georges Technical (San Jacinto College)
4	Jacob Holland	G	6-4	200	Gr.	Los Lunas, N.M. / Los Lunas (New Mexico Highlands University)
41	Willy Isiani	F	6-8	235	Fr.	Tbilisi, Georgia / ASI Prep Academy (CA)
14	Derrien King	G/F	6-7	180	Gr.	Wichita, Kan. / Cathedral (Angelo State)
2	Tra'Quan Knight	G	6-3	180	Jr.	Pensacola, Fla. / Pensacola (Shelton State)
11	Cole Long	F	6-8	206	Jr.	St. John's, Newfoundland / Athletic Institute Basketball Acad.
23	Josh McFolley	G	6-1	174	Sr.	Detroit, Mich. / Detroit Western
1	Marquis Moore	F/G	6-6	215	Fr.	Los Angeles, Calif. / Woodstock Academy (CT)
10	Boe Nguidjol	F	6-8	220	Fr.	Los Angeles, Calif. / Middlebrooks Academy
5	Juan Parrilla Jr.	G	6-0	180	Jr.	Waterbury, Conn. / Crosby (College of the Siskiyous)
15	Darrell Riley Jr.	G	5-8	160	Jr.	Milwaukee, Wisc. / North Division (Williston State College)

Head Coach: Mike Davis - 1st Season (Thomas Edison College '00)
Assistant Coach: Tracy Dildy - 1st Season (UIC '91)
Assistant Coach: Mike Davis Jr. - 1st Season (UAB '10)
Assistant Coach: Keith LeGree - 1st Season (Cincinnati '99)
Special Assistant To The Head Coach: Eric Devendorf - 1st Season (Syracuse '15)
Director of Basketball Operations: Tim Waller - 1st Season (Western Michigan '79)
Video Coordinator: Will Finch - 1st Season (Indiana '09)
Graduate Assistant: Nigel Ramsey - 1st Season (Ouachita Baptist '14)

PRONUNCIATION GUIDE

Call Us Detroit Mercy or Titans (no UDM, U-D, UD-Mercy, Detroit)

Antoine Davis – An-TWAN
Tra'Quan Knight – Trey QUAN
Derrien King – Dare –Ree-In
Marquis Moore – Mar-keyss
Boe Nguidjol – Gid-Jewel
Musial Gjysma - Ma-See-O Juice-Ma
Josh McFolley – Mc –Fa-Lee
Willy Isiani – ISS – SEE – ON - E

2018-19 TV/RADIO ROSTER

#0
Antonie Davis
Fr. - G - 6-1 - 170
Houston, Tex.

#1
Marquis Moore
Fr. - F/G - 6-6 - 215
Los Angeles, Calif.

#2
Tra'Quan Knight
Jr. - G - 6-3 - 180
Pensacola, Fla



#4
Jacob Holland
Gr. - G - 6-4 - 200
Los Lunas, NM

#5
Juan Parrilla
Jr. - G - 6-0 - 180
Waterbury, Conn.

#10
Boe Nguidjol
Fr. - F - 6-8 - 220
Los Angeles, Calif.

#11
Cole Long
Jr. - F - 6-8 - 206
St. John's, Newfoundland

#13
Chris Brandon
Fr. - F/G - 6-7 - 200
Houston, Tex.

#14
Derrien King
Gr. - G - 6-6 - 170
Wichita, Kan.

#15
Darrell Riley Jr.
Jr. - G - 5-8 - 160
Milwaukee, Wisc

#21
Lamar Hamrick
Jr. - G - 6-4 - 190
New Castle, Del.

#23
Josh McFolley
Sr. - G - 6-1 - 174
Detroit, Mich.

#24
Harrison Curry
Jr. - F - 6-7 - 230
Ann Arbor, Mich.

#25
Gerald Blackshear Jr.
Sr. - F - 6-9 - 220
Detroit, Mich.

#35
Jordan Gorman
So. - G - 5-9 - 150
Fort Wayne, Ind.

#41
Willy Isiani
Fr. - F - 6-8 - 235
Tbilisi, Georgia

#55
Musial Gjysma
RSr. - F - 6-6 - 241
Sterling Heights, Mich.

Head Coach
Mike Davis
1st Season
Alabama '83
Record: 352-241

Head Coach Mike Davis

The University of Detroit Mercy men's basketball program will have a successful, proven veteran coach to lead the Titans back to championship contention as Mike Davis was named the 22nd head coach in program history on June 13, 2018.

"After an extensive search that included multiple high-quality candidates, we are pleased to have Mike Davis join us as our new men's basketball head coach," said Detroit Mercy Director of Athletics Robert C. Vowels, Jr. "Mike has achieved great success as a coach and leader of young men, and as an individual, he reflects the values upon which our University is built. I am confident he will help return Titan basketball to a championship level."

Davis came to Detroit Mercy from Texas Southern University, where he spent the last six seasons building the Tigers into a perennial power in the Southwestern Athletic Conference (SWAC) with five postseason tournament appearances, including four NCAA Tournaments. For his efforts, he was named the SWAC Coach of the Year on three occasions. Texas Southern also had a team GPA of 3.0 and had four consecutive semesters of a perfect 1000 APR score.

"I think coach Davis is a great hire. He is an experienced coach who has coached and won on every level. His veteran experience is going to be a big boost to the University. He is a coach with a wealth of knowledge and he will do a great job there." - Dick Vitale, former Titan head coach and current ESPN personality

A high school basketball star in the state of Alabama, Davis played collegiately at Alabama before embarking on a professional career. His coaching resume includes more than 20 years of experience. This includes 18 years of head coaching experience, building a 352-241 record with 14 postseason trips, nine appearances in the NCAA Tournament and guiding Indiana to a national championship runner-up effort in 2002. His squads have recorded at least 20 wins nine times, while posting a winning record in 14 of his 18 campaigns.

"First and foremost, I'd like to thank God for this opportunity," said coach Davis. "I'd also like to thank the President Dr. Antoine Garibaldi, and Director of Athletics Robert Vowels, Jr. for entrusting me with their men's basketball program. I am enthusiastic and optimistic about its future. My family and I look forward to getting to know the city of Detroit as well as the students, faculty, administration, alumni, donors and fans."

In his six seasons at Texas Southern, he posted a 115-89 (.564) record, including an 88-20 mark in conference play. His teams won four regular-season titles and four conference tournament championships advancing to four NCAA Tournaments. In his final season at TSU, the Tigers won their first-ever NCAA Tournament game defeating North Carolina Central in the First Four.

Under his leadership, five Tigers were named the SWAC Player of the Year, a feat which had never occurred in the league and was the fourth-longest streak in the history of the NCAA. In addition, 11 earned All-League honors, three were tabbed the Defensive Players of the Year, two were selected the Newcomer of the Year and one was picked the Freshmen of the Year.

He started his collegiate head-coaching career at Indiana University from 2000-06 after serving as an assistant coach for three seasons under legendary head coach and Hall-Of-Famer Bobby Knight.

At IU, he compiled a 115-79 record, 55-41 in the Big Ten, and led the Hoosiers to five postseason tournaments, including a run to the NCAA Championship game in 2002. Davis' teams played some of their best basketball during the postseason tallying a 21-12 record in the month of March and a 7-4 NCAA Tournament mark.

He was named the 25th head coach in Indiana history on Sept. 12, 2000, succeeding Knight, and had the most successful first season of any of his 24 predecessors going 21-13 and finishing fourth in the Big Ten at 10-6. His 21 wins were four more than any other first-year IU head coach. He was also the first coach in Indiana history to open his tenure with three straight 20-plus win seasons and three consecutive NCAA Tournament appearances as he directed the Hoosiers to a share of the 2002 Big Ten championship and an appearance in the 2002 national championship game, while also defeating 22 nationally-ranked opponents.

In his second season, the Hoosiers were 25-12 and 11-5 in the Big Ten to share the regular season title. As the No. 5 seed in the South Regional of the NCAA Tournament, IU downed Utah (75-56) and UNC-Wilmington (76-67) to advance to the Sweet 16. The Hoosiers then ousted top-seeded Duke (74-73) and Kent State (81-69) to move into the Final Four.

In the national semifinal, Indiana overcame a halftime deficit to move past the West Regional's No. 2 seed Oklahoma, 73-64, before falling to the East Regional's No. 1 seed Maryland, 64-52, in the title contest.

Prior to being named head coach Davis had already contributed significantly to the Indiana program. He spent the previous three seasons as an assistant coach with the Hoosiers. His successful recruitment of several of the country's top prep players earned him national recognition at Indiana.

In addition to his recruiting success, he was instrumental in the development of several players including A.J. Guyton, the Big Ten's Most Valuable Player in 2000, Kirk Haston, a first-round NBA selection in 2001, and 2002 Big Ten MVP and consensus second-team All-American Jared Jeffries, who was the 11th overall pick of the 2002 NBA Draft by the Washington Wizards.

In Davis' three seasons as an IU assistant, the Hoosiers compiled a 63-32 overall record and advanced to the NCAA Tournament all three seasons.

After Indiana, Davis was named the head coach at the University of Alabama-Birmingham (UAB), where he led the Blazers to a 122-72 (.629) overall record with a 62-34 mark in Conference USA during his six years (2006-12). Davis also led his teams to success off the court and in the classroom as the team had four consecutive semesters of a perfect 1000 APR score.

Davis had a highly successful season at UAB in 2010-11 leading the Blazers to the program's first-ever Conference USA regular season title. In doing so, he was named the 2011 Conference USA Coach of the Year, while also earning NABC All-District Coach of the Year accolades.

In 2010-11, Davis also guided the Blazers to an NCAA Tournament at-large berth with a record of 22-9 and a 12-4 mark in league play. UAB earned at least 20 victories in the regular season in four-straight years during Davis' tenure (2007-2012), marking the first time that feat had been in achieved in program history. The Blazers also won at least 11 conference games in each of those seasons.

Under Davis, the program clinched four consecutive postseason berths (three NITs and one NCAA Tournament). Davis subsequently etched his name in the record books as he became only the second coach in UAB history to reach 90 wins in a four-year span. The only other coach in program history to accomplish the feat was Hall of Famer Gene Bartow, who reached the pinnacle with a school-record 94 victories from 1983-87.

"Our vision in the Horizon League is to be a nationally recognized NCAA Division I conference that develops student-athletes to their fullest potential," said Jon LeCrone, Horizon League Commissioner. "Mike is a proven winner and brings the knowledge, skill and values that our League embraces."

He started coaching at Miles College as an assistant in 1989-90 and then moved to Venezuela to work with the country's national and professional teams. He arrived back in the states to coach in the Continental Basketball Association (CBA) with the Wichita Falls franchise that eventually relocated to Chicago. Davis moved with the team not only as an assistant coach, but also as a player. Despite not playing professional basketball for five years, Davis averaged 8.3 points, 3.3 rebounds and 2.6 assists per contest in 1994-95.

Davis was then an assistant coach at his alma mater from 1995-97 under David Hobbs at Alabama before taking the assistant coaching job at Indiana. The 1995-96 Crimson Tide basketball team posted a 23-10 record and advanced to the NIT Final Four.

Davis spent his collegiate-playing career with the Tide after earning the state's Mr. Basketball honor and All-America status in 1979. He was a standout for four seasons at Alabama and finished his career in the Top 25 on the Crimson Tide's all-time scoring list with 1,211 points. In his first season, he played for the legendary C.M. Newton and then spent his final three years playing under another coaching legend, Wimp Sanderson.

Davis averaged 10.1 points per game for his collegiate career and ranks third all-time on the school's steals list with 165. During his four seasons at Alabama, the Crimson Tide posted an 80-42 record and advanced to two NIT and two NCAA Tournaments.

Davis is married to Tamilya Davis and the couple has one son, Antoine. Davis is also the father of Mike Davis, Jr., who was a member of the Indiana and UAB men's basketball team that he coached and was an assistant with him at Texas Southern, and he also has one daughter, Lateesha.

The Mike Davis File

Born: September 15, 1960
Hometown: Fayette, Alabama
High School: Fayette County
Accolades: Mr. Basketball High School honor in 1979
College: Alabama (played 1979-83), graduate of Thomas Edison College '00
Accolades: 10.1 ppg. 165 steals ranks third all-time at the school. Won the team's Hustle Award all four seasons
Family: Married, wife Tamilya, children (3): Mike Davis Jr., Antoine, Lateesha

Career Resume

Years	School	Position
1989–1990	Miles College	Assistant Coach
1990–1994	Wichita Falls Texans (CBA)	Assistant Coach
1994–1995	Chicago (CBA)	Assistant Coach
1995–1997	Alabama	Assistant Coach
1997–2000	Indiana	Assistant Coach
2000–2006	Indiana	Head Coach
2006–2012	UAB	Head Coach
2012–2018	Texas Southern	Head Coach

Career Breakdown As A Head Coach

Indiana (Big Ten Conference) (2000-2006)

Year	School	Overall	Conf.	Finish	Postseason
2000–01	Indiana	21–13	10–6	4th	NCAA Round of 64
2001–02	Indiana	25–12	11–5	T–1st	NCAA Runner-Up
2002–03	Indiana	21–13	8–8	6th	NCAA Round of 32
2003–04	Indiana	14–15	7–9	T–9th	n/a
2004–05	Indiana	15–14	10–6	T–4th	NIT First Round
2005–06	Indiana	19–12	9–7	T–4th	NCAA Round of 32
Indiana:	**115–79 (.593) / 55–41 (.573)**				

UAB (Conference USA) (2006–2012)

2006–07	UAB	15–16	7–9	T–8th	n/a
2007–08	UAB	23–11	12–4	2nd	NIT Second Round
2008–09	UAB	22–11	11–5	3rd	NIT First Round
2009–10	UAB	25–9	11–5	T–3rd	NIT Quarterfinals
2010–11	UAB	22–9	12–4	1st	NCAA First Four (C-USA Coach of the Year)
2011–12	UAB	15–16	9–7	T–5th	
UAB:	**122–73 (.626) / 62–34 (.646)**				

Texas Southern (Southwestern Athletic Conference) (2012–18)

2012–13	Texas Southern	17–14	16–2	1st	n/a (SWAC Coach of the Year)
2013–14	Texas Southern	19–15	12–6	T–2nd	NCAA First Four
2014–15	Texas Southern	22–13	16–2	1st	NCAA Round of 64 (SWAC Coach of the Year)
2015–16	Texas Southern	18–15	16–2	1st	NIT First Round (SWAC Coach of the Year)
2016–17	Texas Southern	23–12	16–2	1st	NCAA Round of 64
2017–18	Texas Southern	16–20	12–6	T–2nd	NCAA Round of 64
Totals	**115–89 (.564) / 88–20 (.815)**				

Detroit Mercy (Horizon League) (2018-Present)

2018-19	Detroit Mercy	3-9

Total: 355–250 (.592)

#0 ANTOINE DAVIS
Guard
Fr. * 6-1 * 170
Birmingham, Ala.

2018-19:

* Led the team in scoring for the 12th-straight game scoring 19 points with 4 rebounds and 2 steals at Xavier
* Tabbed the HL Freshman of the Week for the third time on Dec. 10 after averaging 18.5 points on the road at Dayton and at Toledo
* Netted his fifth 30-point game with 30 points vs. Kent State
* Named both the Jesuit Basketball Player of the Week as well as the Horizon League Freshman and Player of the Week on Nov. 26, just the second player to be named both player and freshman of the week since the Horizon League began naming a weekly newcomer in the 2012-13 season
* Earned the award after helping Detroit Mercy to a 3-0 week with wins over Loyola Maryland, Bowling Green and at EMU averaging 32.7 points, 6.0 assists, 5.3 rebounds and 1.0 steals, while shooting 50.8 percent from the field (33-65), 63.2 percent from behind the arc (24-38) and 88.9 percent at the line (8-9).
* Led the Titans with 24 points along with 7 rebounds and 7 assists playing all 40 minutes at Eastern Michigan
* Named the Legends Classic Subregional MVP after averaging 37.0 points, shooting 59.5 percent from the field and 69.2 percent from three with 5.5 assists, 4.5 rebounds in wins over Loyola Maryland and Bowling Green
* Came back to score 32 points (11-21 FG, 8-12 3FG) with 6 assists and 6 rebounds vs. Bowling Green
* Netted a Titan freshman record with 42 points (14-21 FG, 10-14 3FG) - sixth most in school history - and tied a school record with 10 treys while adding 5 assists against Loyola Maryland
* Had 20 points - 18 in the second half - at Butler
* Named the HL Freshman of the Week after averaging 31.0 points and shooting 44.4% in his first two games
* Tallied a team-best 30 points (11-21 FG, 6-13 3FG) at Temple
* Team-high 32 points (12-26 FG, 6-14 3FG) - 1 shy of Titan freshman record - with 3 assists in debut at Western Michigan

HIGH SCHOOL:

* A 3-star recruit by ESPN and Rivals
* Also ranked 28th in the region and 20th in the state of Texas and the 15th best recruit in the Houston area for the Class of 2018 by the Houston Chronicle
* As a senior with the Homeschool Christian Youth Association in Houston, he led his team with 23.0 points per game
* Played AAU on the Nike EYBL Summer Circuit with Houston Hoops in 2017 and averaged 13.3 points, 2.3 rebounds and 1.0 steals per game

SEASON/CAREER HIGHS

Points: ..... 42 vs. Loyola Maryland - 11/19/18
Rebounds:..... 7 at Eastern Michigan - 11/24/18
Assists:..... 7 at Eastern Michigan - 11/24/18
Steals:..... 2 (4x), last at Xavier - 12/21/18
Blocks:.....
Turnovers:.....6 at Temple - 11/9/18
Field Goal Attempts: .....26 (3x), last at Toledo - 12/5/18
Field Goal Made:..... 14 vs. Loyola Maryland - 11/19/18
3-Point Field Goal Attempts:.....14 (4x), last at Dayton - 12/4/18
3-Point Field Goal Made:..... 10 vs. Loyola Maryland - 11/19/18
Free Throw Attempts: .....7 vs. Kent State - 11/28/18
Free Throws Made:.....7 vs. Kent State - 11/28/18
Minutes: .....40 (2x), last vs. Kent State - 11/28/18

GAME BY GAME

				Total		3-Pointers		Free throws		Rebounds											
Opponent	Date	gs	min	fg-fga	pct	3fg-fga	pct	ft-fta	pct	off	def	tot	avg	pf	a	t/o	blk	stl	pts	avg
at Western Michigan	11/06/18	*	38	12-26	.462	6-14	.429	2-3	.667	0	0	0	0.0	1	3	3	0	0	32	32.0
at Temple	11/09/18	*	38	11-21	.524	6-13	.462	2-2	1.000	0	3	3	1.5	2	2	6	0	1	30	31.0
at Butler	11/12/18	*	38	7-21	.333	3-9	.333	3-4	.750	0	4	4	2.3	4	2	5	0	0	20	27.3
LOYOLA	11/19/18	*	33	14-21	.667	10-14	.714	4-5	.800	0	3	3	2.5	1	5	1	0	2	42	31.0
BOWLING GREEN	11/20/18	*	38	11-21	.524	8-12	.667	2-2	1.000	0	6	6	3.2	3	6	4	0	0	32	31.2
at Eastern Michigan	11-24-18	*	40	8-23	.348	6-12	.500	2-2	1.000	2	5	7	3.8	1	7	2	0	1	24	30.0
KENT ST.	11/28/18	*	40	10-25	.400	3-10	.300	7-7	1.000	1	1	2	3.6	2	1	4	0	2	30	30.0
at Akron Zips	12/1/18	*	39	9-26	.346	4-14	.286	5-6	.833	0	2	2	3.4	3	2	2	0	2	27	29.6
at Dayton	12/04/18	*	38	6-23	.261	3-14	.214	3-3	1.000	0	4	4	3.4	2	4	3	0	0	18	28.3
at Toledo	12/05/18	*	34	7-26	.269	5-10	.500	0-2	.000	3	3	6	3.7	2	4	2	0	0	19	27.4
OHIO	12/15/18	*	36	6-21	.286	3-11	.273	4-4	1.000	0	3	3	3.6	3	2	2	0	1	19	26.6
at Xavier	12/21/18	*	34	8-24	.333	3-13	.231	0-0	.000	1	3	4	3.7	4	1	2	0	2	19	26.0
Totals		12	446	109-278	.392	60-146	.411	34-40	.850	7	37	44	3.7	28	39	36	0	11	312	26.0

DAVIS' CAREER STATS

HORIZON LEAGUE

CAREER			Total		3-Point		F-Throws		Rebounds										Scoring	
Season	gp-gs	min/avg	fg-fga	pct	fg-fga	pct	ft-fta	pct	off	def	tot	avg	pf	fo	ast	to	blk	stl	pts	avg
2018-19	12-12	446/37.2	109-278	.392	60-146	.411	34-40	.850	7	37	44	3.7	28	0	39	36	0	11	312	26.0
TOTAL	12-12	446/37.2	109-278	.392	60-146	.411	34-40	.850	7	37	44	3.7	28	0	39	36	0	11	312	26.0

#1
MARQUIS MOORE
Guard/Forward
Fr. * 6-6 * 215
Los Angeles, Calif.
Woodstock Acad. (CT)

2018-19:
* Scored 2 points with 2 rebounds and a steal vs. Ohio
* Had 6 rebounds and scored his first collegiate points at Akron
* Started in his collegiate debut at Western Michigan

HIGH SCHOOL:
* Played for Woodstock Academy in Connecticut as a senior on a team that saw nine players earn Division I scholarships
* Helped the Centaurs to 35 wins, a Power 5 Conference AAA title and a trip to the national prep championship semifinals
* Averaged 9.6 points and 4.0 rebounds per game
* Helped Westchester High School to a city championship
* Played AAU with Earl Watson and I-Can All-Stars

PERSONAL:
* Son of Regina Winn and Wallace Moore
* Chose Detroit Mercy because of coach Davis
* Majoring in Business

SEASON/CAREER HIGHS

Points: ..... 2 (3x), last at Xavier - 12/21/18
Rebounds: ..... 6 at Akron - 12/1/18
Assists: .....
Steals: ..... 1 vs. Ohio - 12/15/18
Blocks: .....
Turnovers: ..... 1 (2x), last at Xavier - 12/21/18
Field Goal Attempts: ..... 6 at Akron - 12/1/18
Field Goal Made: ..... 1 at Akron - 12/1/18
3-Point Field Goal Attempts: ..... 3 at Akron - 12/1/18
3-Point Field Goal Made: .....
Free Throw Attempts: ..... 3 (2x), last at Xavier - 12/21/18
Free Throws Made: ..... 2 (2x), last at Xavier - 12/21/18
Minutes: ..... 25 at Akron - 12/1/18

GAME BY GAME

				Total		3-Pointers		Free throws		Rebounds											
Opponent	Date	gs	min	fg-fga	pct	3fg-fga	pct	ft-fta	pct	off	def	tot	avg	pf	a	t/o	blk	stl	pts	avg
at Western Michigan	11/06/18	*	5	0-3	.000	0-1	.000	0-0	.000	1	0	1	1.0	0	0	0	0	0	0	0.0
LOYOLA	11/19/18		6	0-1	.000	0-1	.000	0-0	.000	1	0	1	1.0	0	0	0	0	0	0	0.0
at Akron Zips	12/1/18	*	25	1-6	.167	0-3	.000	0-0	.000	2	4	6	2.7	2	0	0	0	0	2	0.7
at Dayton	12/04/18		3	0-0	.000	0-0	.000	0-0	.000	1	0	1	2.3	0	0	0	0	0	0	0.5
OHIO	12/15/18		20	0-0	.000	0-0	.000	2-3	.667	0	2	2	2.2	2	0	1	0	1	2	0.8
at Xavier	12/21/18		11	0-1	.000	0-1	.000	2-3	.667	0	0	0	1.8	1	0	1	0	0	2	1.0
Totals		2	70	1-11	.091	0-6	.000	4-6	.667	5	6	11	1.8	5	0	2	0	1	6	1.0

MOORE'S CAREER STATS

HORIZON LEAGUE

CAREER			Total		3-Point		F-Throws		Rebounds										Scoring	
Season	gp-gs	min/avg	fg-fga	pct	fg-fga	pct	ft-fta	pct	off	def	tot	avg	pf	fo	ast	to	blk	stl	pts	avg
2018-19	6-2	70/11.7	1-11	.091	0-6	.000	4-6	.667	5	6	11	1.8	5	0	0	2	0	1	6	1.0
TOTAL	6-2	70/11.7	1-11	.091	0-6	.000	4-6	.667	5	6	11	1.8	5	0	0	2	0	1	6	1.0

#2
TRA'QUAN KNIGHT
Guard
Jr. * 6-3 * 180
Pensacola, Fla.
Pensacola

2018-19:
* Had 6 points, 2 assists and a steal against Ohio
* Posted 8 points (4-6 FG) with a steal at Dayton
* Scored 10 points (5-9 FG) and had 6 rebounds and 3 assists against Loyola Maryland
* Grabbed 4 rebounds in three straight games to start the year, at Western Michigan, at Temple and at Butler, and also had 2 steals at Butler

AT SHELTON STATE:
* Selected Third Team NJCAA All-American, All-Region and the Alabama Community College Conference Player of the Year as a sophomore at Shelton State
* Posted 14.7 points, 6.0 rebounds and 4.7 assists per game, while shooting 54.1 percent overall last season
* Had a season-high 27 points against Wallace State Community College-Hanceville and also collected three double-doubles including 17 points, 11 rebounds and five assists against Lurleen B. Wallace Community College in the conference tournament
* Started his collegiate career averaging 15.3 points, 3.5 rebounds and 1.9 assists, while shooting 55.0 percent from the field and that saw him earn All-Conference and All-Region accolades
* Was in double figures in scoring in 27 of his 32 games with seven 20+ point contests and a season-high 25 points twice against Snead State Community College

HIGH SCHOOL:
* Earned three varsity letters in basketball at Pensacola High School before playing his senior year at Santa Margherita Academy in Genoa, Italy, and was tabbed All-Conference twice
* Averaged 16.4 points, 5.0 rebounds and 4.0 assists as a prep

PERSONAL:
* Son of Sylvia Brazile
* Has two sisters
* His aunt, Doretha Hunter, played collegiate basketball at Alabama University
* Majoring in Communications

SEASON/CAREER HIGHS

Points: ..... 10 vs. Loyola Maryland - 11/19/18
Rebounds:..... 6 vs. Loyola Maryland - 11/19/18
Assists:..... 3 vs. Loyola Maryland - 11/19/18
Steals:.....2 (3x), last vs. Ohio - 12/15/18
Blocks:..... 1 vs. Bowling Green - 11/20/18
Turnovers:..... 1 (5x), last at Xavier - 12/21/18
Field Goal Attempts: ..... 9 vs. Loyola Maryland - 11/19/18
Field Goal Made:..... 5 vs. Loyola Maryland - 11/19/18
3-Point Field Goal Attempts:..... 2 at Western Michigan - 11/6/18
3-Point Field Goal Made:.....
Free Throw Attempts: .....8 vs. Ohio - 12/15/18
Free Throws Made:.....4 vs. Ohio - 12/15/18
Minutes: ..... 29 vs. Loyola Maryland - 11/19/18

GAME BY GAME

				Total		3-Pointers		Free throws		Rebounds											
Opponent	Date	gs	min	fg-fga	pct	3fg-fga	pct	ft-fta	pct	off	def	tot	avg	pf	a	t/o	blk	stl	pts	avg
at Western Michigan	11/06/18		8	0-4	.000	0-2	.000	1-2	.500	3	1	4	4.0	0	0	0	0	0	1	1.0
at Temple	11/09/18		10	0-1	.000	0-1	.000	1-2	.500	1	3	4	4.0	3	1	1	0	0	1	1.0
at Butler	11/12/18		16	0-0	.000	0-0	.000	3-6	.500	0	4	4	4.0	0	0	0	0	2	3	1.7
LOYOLA	11/19/18		29	5-9	.556	0-0	.000	0-0	.000	3	3	6	4.5	2	3	1	0	1	10	3.8
BOWLING GREEN	11/20/18		12	0-2	.000	0-2	.000	3-6	.500	0	3	3	4.2	0	0	1	1	0	3	3.6
at Dayton	12/04/18		14	4-6	.667	0-0	.000	0-2	.000	0	0	0	3.5	2	0	0	0	1	8	4.3
at Toledo	12/05/18	*	26	1-3	.333	0-0	.000	0-2	.000	1	2	3	3.4	1	1	1	0	2	2	4.0
OHIO	12/15/18	*	19	1-4	.250	0-0	.000	4-8	.500	0	0	0	3.0	3	2	1	0	2	6	4.3
at Xavier	12/21/18		3	0-0	.000	0-0	.000	0-0	.000	0	0	0	2.7	0	1	1	0	0	0	3.8
Totals		2	137	11-29	.379	0-5	.000	12-28	.429	8	16	24	2.7	11	8	6	1	8	34	3.8

KNIGHT'S CAREER STATS

HORIZON LEAGUE

CAREER			Total		3-Point		F-Throws		Rebounds										Scoring	
Season	gp-gs	min/avg	fg-fga	pct	fg-fga	pct	ft-fta	pct	off	def	tot	avg	pf	fo	ast	to	blk	stl	pts	avg
2018-19	9-2	137/15.2	11-29	.379	0-5	.000	12-28	.429	8	16	24	2.7	11	0	8	6	1	8	34	3.8
TOTAL	9-2	137/15.2	11-29	.379	0-5	.000	12-28	.429	8	16	24	2.7	11	0	8	6	1	8	34	3.8

13 Postseason Appearances

Eight Postseason Wins



#4
JACOB HOLLAND
GUARD
Gr. * 6-4 * 200
Los Lunas, N.M.
Los Lunas

2018-19:
* Had 7 points with 2 boards, a steal and a block at Toledo
* Recorded a season-high 7 points with a rebound and steal at Dayton
* Tallied 6 points at Eastern Michigan
* Had 4 points, 3 rebounds and an assist at Butler

AT NEW MEXICO HIGHLANDS UNIVERSITY:
* Started all 25 games he appeared in and led New Mexico University in scoring at 14.7 points per game to go with 2.8 rebounds and 1.3 assists
* Shot 43.9 percent from the field and 71.5 percent at the free throw line
* Netted double figures in 19 games and posted 20 or more five times with a career-best 20 points shooting 9-of-16 from the field with a pair of 3-pointers and 10-of-16 at the line against Northern New Mexico College

AT FRESNO STATE:
* Did not see any action in 2016-17 at Fresno State

AT OTERO JUNIOR COLLEGE:
* Earned First-Team All-Region honors as a sophomore after he averaged 12.9 points, 3.7 rebounds and 1.1 assists per game
* Scored over 20 points four times, including season-best 27 points in a road win at Eastern Wyoming College
* As a freshman, he played in 28 games and averaged 6.5 points and 1.8 rebounds, scoring in double-digits in five of his team's last seven games of the season

HIGH SCHOOL:
* In high school, he tallied 22.6 points and 8.1 rebounds as a senior, while leading his team to a state runner-up finish
* Tabbed First Team All-District as a junior and senior and First Team All-State and New Mexico Player of the Year as a senior

PERSONAL:
* Son of Renee and Wilson Holland
* His dad played football at New Mexico University and was inducted into the Hall of Fame in 2008
* Has as a younger sister and two younger brothers
* His biggest athletic thrill was earning a Division I scholarship
* Enrolled in the Heath Services Administration master program

SEASON/CAREER HIGHS

Points: .....7 (2x), last at Toledo - 12/5/18
Rebounds:..... 3 at Butler - 11/12/18
Assists:.....1 (2x), last vs. Kent State - 11/28/18
Steals:..... 2 at Butler - 11/12/18
Blocks:.....1 (2x), last at Toledo - 12/5/18
Turnovers:..... 2 at Dayton - 12/4/18
Field Goal Attempts: .....7 at Toledo - 12/5/18
Field Goal Made:.....3 at Toledo - 12/5/18
3-Point Field Goal Attempts:..... 3 at Western Michigan - 11/6/18
3-Point Field Goal Made:.....1 (3x), last at Dayton - 12/4/18
Free Throw Attempts: .....4 (2x), last vs. Kent State - 11/28/18
Free Throws Made:..... 3 at Eastern Michigan - 11/24/18
Minutes: .....24 at Butler - 11/12/18

GAME BY GAME

				Total		3-Pointers		Free throws		Rebounds											
Opponent	Date	gs	min	fg-fga	pct	3fg-fga	pct	ft-fta	pct	off	def	tot	avg	pf	a	t/o	blk	stl	pts	avg
at Western Michigan	11/06/18		4	0-3	.000	0-3	.000	0-0	.000	1	0	1	1.0	0	0	0	0	0	0	0.0
at Temple	11/09/18		7	1-2	.500	0-0	.000	0-0	.000	0	1	1	1.0	1	0	0	0	0	2	1.0
at Butler	11/12/18		24	2-6	.333	0-1	.000	0-0	.000	1	2	3	1.7	3	1	2	0	0	4	2.0
LOYOLA	11/19/18	*	7	0-0	.000	0-0	.000	0-0	.000	0	0	0	1.3	1	0	1	0	0	0	1.5
BOWLING GREEN	11/20/18	*	12	1-2	.500	1-1	1.000	0-0	.000	0	0	0	1.0	1	0	1	1	1	3	1.8
at Eastern Michigan	11-24-18	*	8	1-5	.200	1-1	1.000	3-4	.750	0	0	0	0.8	1	0	1	0	0	6	2.5
KENT ST.	11/28/18	*	15	1-3	.333	0-0	.000	2-4	.500	0	1	1	0.9	0	1	0	0	0	4	2.7
at Akron Zips	12/1/18	*	3	0-2	.000	0-1	.000	0-0	.000	0	0	0	0.8	0	0	0	0	0	0	2.4
at Dayton	12/04/18	*	14	2-5	.400	1-2	.500	2-2	1.000	1	0	1	0.8	3	0	2	0	1	7	2.9
at Toledo	12/05/18		19	3-7	.429	0-0	.000	1-2	.500	1	1	2	0.9	3	0	0	1	1	7	3.3
OHIO	12/15/18		6	0-0	.000	0-0	.000	0-2	.000	0	0	0	0.8	0	0	1	0	1	0	3.0
at Xavier	12/21/18		1	0-0	.000	0-0	.000	0-0	.000	0	0	0	0.8	1	0	0	0	0	0	2.8
Totals		6	120	11-35	.314	3-9	.333	8-14	.571	4	5	9	0.8	14	2	8	2	4	33	2.8

HOLLAND'S CAREER STATS

HORIZON LEAGUE

CAREER			Total		3-Point		F-Throws		Rebounds										Scoring	
Season	gp-gs	min/avg	fg-fga	pct	fg-fga	pct	ft-fta	pct	off	def	tot	avg	pf	fo	ast	to	blk	stl	pts	avg
2017-18*	25-25	629/25.2	126-287	.439	28-86	.326	88-123	.715	18	51	69	2.8	85	8	33	56	1	18	368	14.7
2018-19	12-6	120/10.0	11-35	.314	3-9	.333	8-14	.571	4	5	9	0.8	14	0	2	8	2	4	33	2.8
TOTAL	12-6	120/10.0	11-35	.314	3-9	.333	8-14	.571	4	5	9	0.8	14	0	2	8	2	4	33	2.8
All*	37-31	749/20.2	137-322	.425	31-95	.326	96-137	.701	22	56	78	2.1	99	8	35	64	3	22	401	10.8

#5
JUAN PARRILLA JR.
GUARD
Jr. * 6-0 * 170
Waterbury, Conn.
Crosby

AT COLLEGE OF THE SISKIYOUS:
* As a sophomore, he tallied 10.9 points, 3.2 assists and 3.0 rebounds, and shot over 40.0 percent from behind the arc
* Scored in double figures 15 times with three 20+ point games and a season-high 21 against Porterville

AT PANOLA COLLEGE:
* Played in 10 games in 2015-16 and averaged 1.7 points per game

HIGH SCHOOL:
* Helped Crosby High School to a 2011 CSC championship and back-to-back Naugatuck Valley league title in 2013 and 2014
* Played AAU with the Connecticut Kings and the CT Select

PERSONAL:
* Son of Malisha Petteway and Juan Parrilla
* Has a younger brother
* Had an uncle who played basketball at Central Connecticut State and a cousin who plays at Robert Morris
* Chose Detroit Mercy because of the coaching staff and the great education
* A Business major

SEASON/CAREER HIGHS

Points: .....
Rebounds: .....
Assists: .....
Steals: .....
Blocks: .....
Turnovers: .....
Field Goal Attempts: .....
Field Goal Made: .....
3-Point Field Goal Attempts: .....
3-Point Field Goal Made: .....
Free Throw Attempts: .....
Free Throws Made: .....
Minutes: .....

GAME BY GAME

PARRILLA'S CAREER STATS

HORIZON LEAGUE

CAREER

#10
BOE NGUIDJOL
FORWARD
Fr. * 6-8 * 220
Los Angeles, Calif.
Middlebrooks Academy

2018-19:
* Had 6 rebounds, 1 block and 1 steal at Akron
* Tallied 6 points (3-4 FG), 4 rebounds, a block and a steal against Bowling Green

HIGH SCHOOL:
* Spent his last prep season at Middlebrooks Academy and averaged 16.0 points and 12.0 rebounds per game, while shooting 60.0 percent from the field
* Prior to that, he played for Central City Value High School in Los Angeles, where he led the team with 23.0 points and 14.9 rebounds per game as a junior
* Named to the All-CIF Los Angeles City Section Team in 2016 and 2017
* Played AAU with Compton Magic Select

PERSONAL:
* Son of Deloris and Alan Gabriel Nguidjol
* His dad played professional soccer in England and China
* Has a younger brother
* Lists his biggest thrill in sports as winning a city championship
* Undecided on major

SEASON/CAREER HIGHS

Points: ..... 6 vs. Bowling Green - 11/20/18
Rebounds: ..... 6 at Akron - 12/1/18
Assists: .....
Steals: ..... 1 (2x), last at Akron - 12/1/18
Blocks: ..... 1 (2x), last at Akron - 12/1/18
Turnovers: ..... 2 vs. Ohio - 12/15/18
Field Goal Attempts: ..... 4 vs. Bowling Green - 11/20/18
Field Goal Made: ..... 3 vs. Bowling Green - 11/20/18
3-Point Field Goal Attempts: .....
3-Point Field Goal Made: .....
Free Throw Attempts: ..... 1 (2x), last at Akron - 12/1/18
Free Throws Made: .....
Minutes: ..... 16 (2x), last at Dayton - 12/4/18

GAME BY GAME

				Total		3-Pointers		Free throws		Rebounds											
Opponent	Date	gs	min	fg-fga	pct	3fg-fga	pct	ft-fta	pct	off	def	tot	avg	pf	a	t/o	blk	stl	pts	avg
at Western Michigan	11/06/18		4	0-0	.000	0-0	.000	0-1	.000	0	2	2	2.0	3	0	1	0	0	0	0.0
at Butler	11/12/18		1	0-0	.000	0-0	.000	0-0	.000	0	0	0	1.0	0	0	0	0	0	0	0.0
LOYOLA	11/19/18		2	0-0	.000	0-0	.000	0-0	.000	0	0	0	0.7	1	0	0	0	0	0	0.0
BOWLING GREEN	11/20/18		13	3-4	.750	0-0	.000	0-0	.000	1	3	4	1.5	1	0	0	1	1	6	1.5
at Eastern Michigan	11-24-18		13	1-2	.500	0-0	.000	0-0	.000	1	0	1	1.4	2	0	1	0	0	2	1.6
at Akron Zips	12/1/18		16	1-1	1.000	0-0	.000	0-1	.000	2	4	6	2.2	2	0	1	1	1	2	1.7
at Dayton	12/04/18		16	0-0	.000	0-0	.000	0-0	.000	1	0	1	2.0	3	0	1	0	0	0	1.4
at Toledo	12/05/18		6	1-1	1.000	0-0	.000	0-0	.000	0	0	0	1.8	2	0	0	0	0	2	1.5
OHIO	12/15/18		3	0-0	.000	0-0	.000	0-0	.000	1	1	2	1.8	1	0	2	0	0	0	1.3
Totals		0	74	6-8	.750	0-0	.000	0-2	.000	6	10	16	1.8	15	0	6	2	2	12	1.3

NGUIDJOL'S CAREER STATS

HORIZON LEAGUE

CAREER			Total		3-Point		F-Throws		Rebounds										Scoring	
Season	gp-gs	min/avg	fg-fga	pct	fg-fga	pct	ft-fta	pct	off	def	tot	avg	pf	fo	ast	to	blk	stl	pts	avg
2018-19	9-0	74/8.2	6-8	.750	0-0	.000	0-2	.000	6	10	16	1.8	15	0	0	6	2	2	12	1.3
TOTAL	9-0	74/8.2	6-8	.750	0-0	.000	0-2	.000	6	10	16	1.8	15	0	0	6	2	2	12	1.3

#11
COLE LONG
Forward
Jr. * 6-8 * 206
St. John's, Newfoundland
Athletic Institute

2018-19:
* Posted 13 points (6-8 FG) with 3 rebounds in 18 minutes off the bench at Eastern Michigan

2017-18:
* Saw action in 30 games with 15 starts and averaged 3.8 points, 2.6 rebounds, 1.4 assists and a team-best 21 blocks
* Posted at least five rebounds in five of the last nine games and 19 of his 21 blocks came in the last 16 games
* Had five assists and tied his career high with three blocks at UIC
* Scored a career-high 16 points (6-8 FG) with eight caroms at Cleveland State
* Pulled down a career-best nine rebounds and tied his career high with three blocks against UIC
* Recorded 12 points, a career-high seven assists, along with five rebounds against IUPUI
* Tallied 10 points and 4 assists and 3 rebounds against ETSU

HIGH SCHOOL:
* Ranked the No. 17 recruit in Canada by Hoops Hype Canada as well as No. 22 by North Pole Hoops (NPH)
* Attended Booth Memorial High School in the Orangeville District before finishing his prep career at the prestigious Athlete Institute Preparatory School of Basketball
* Throughout his high school career, played basketball, baseball, soccer and volleyball
* Finished his two-year prep career with the Athlete Institute basketball team under head coach Brandon Lesovsky playing alongside Thon Maker and Jamal Murray, two lottery picks in the 2016 NBA draft
* Was a member of the Canadian Men's National Championships and was a starter on the U-15 Boy's Provincial Team, the U-17, National League Canada Games Team and the U-17 NL Provincial Men's Team
* On the U-17 squad, he led the team at the Canadian Nationals in offensive rebounding and was second in overall rebounding, scoring and blocks

PERSONAL:
* Born in St. John's, Newfoundland, and is believed to be the first Titan ever from that province
* Son of Clayton and Heather Long
* Has an older brother, Liam, and a younger sister, Erin
* His sister was part of the U-15 Provincial Team
* A Bio-Chemistry major

SEASON HIGHS

Points: ..... 13 at Eastern Michigan - 11/24/18
Rebounds:..... 3 at Eastern Michigan - 11/24/18
Assists:..... 1 at Eastern Michigan - 11/24/18
Steals:.....1 at Xavier - 12/21/18
Blocks:.....
Turnovers:.....1 (2x), last vs. Kent State - 11/28/18
Field Goal Attempts: ..... 8 at Eastern Michigan - 11/24/18
Field Goal Made:..... 6 at Eastern Michigan - 11/24/18
3-Point Field Goal Attempts: .1 (2x), last at Eastern Michigan - 11/24/18
3-Point Field Goal Made:.....1 (2x), last at Eastern Michigan - 11/24/18
Free Throw Attempts: ..... 2 at Butler - 11/12/18
Free Throws Made:.....
Minutes: ..... 18 at Eastern Michigan - 11/24/18

CAREER HIGHS

Points: ..... 16 at Cleveland State - 2/14/18
Rebounds:..... 9, vs. UIC - 2/4/18
Assists:.....7, vs. IUPUI - 2/2/18
Steals:..... 2, vs. Fort Wayne - 12/22/16
Blocks:..... 3 (3x), last at UIC - 2/19/18
Turnovers:.....4, vs. IUPUI - 2/2/18
Field Goal Attempts:... 8 (4x), last at Eastern Michigan - 11/24/18
Field Goal Made:..... 6 (2x), last at Eastern Michigan - 11/24/18
3-Point Field Goal Attempts:..4 (3x), last vs. Green Bay - 2/24/18
3-Point Field Goal Made:.. 2 (4x), last at Cleveland State - 2/14/18
Free Throw Attempts: .....8, at Wright State - 1/20/17
Free Throws Made:.....7, at Wright State - 1/20/17
Minutes: .....38, vs. IUPUI - 2/2/18

GAME BY GAME

				Total		3-Pointers		Free throws		Rebounds											
Opponent	Date	gs	min	fg-fga	pct	3fg-fga	pct	ft-fta	pct	off	def	tot	avg	pf	a	t/o	blk	stl	pts	avg
at Western Michigan	11/06/18		5	0-1	.000	0-0	.000	0-0	.000	2	0	2	2.0	1	0	0	0	0	0	0.0
at Butler	11/12/18		6	1-1	1.000	1-1	1.000	0-2	.000	0	1	1	1.5	3	0	1	0	0	3	1.5
BOWLING GREEN	11/20/18		2	0-0	.000	0-0	.000	0-0	.000	0	0	0	1.0	1	0	0	0	0	0	1.0
at Eastern Michigan	11-24-18		18	6-8	.750	1-1	1.000	0-0	.000	1	2	3	1.5	1	1	0	0	0	13	4.0
KENT ST.	11/28/18		13	1-2	.500	0-0	.000	0-0	.000	0	3	3	1.8	4	0	1	0	0	2	3.6
at Akron Zips	12/1/18		2	0-0	.000	0-0	.000	0-0	.000	0	0	0	1.5	1	0	0	0	0	0	3.0
at Dayton	12/04/18		3	0-1	.000	0-1	.000	0-0	.000	0	0	0	1.3	0	0	0	0	0	0	2.6
OHIO	12/15/18		2	0-1	.000	0-0	.000	0-0	.000	1	1	2	1.4	0	0	0	0	0	0	2.3
at Xavier	12/21/18		9	0-1	.000	0-0	.000	0-0	.000	1	1	2	1.4	1	0	0	0	1	0	2.0
Totals		0	60	8-15	.533	2-3	.667	0-2	.000	5	8	13	1.4	12	1	2	0	1	18	2.0

LONG'S CAREER STATS

HORIZON LEAGUE			Total		3-Point		F-Throws		Rebounds										Scoring	
Season	gp-gs	min/avg	fg-fga	pct	fg-fga	pct	ft-fta	pct	off	def	tot	avg	pf	fo	ast	to	blk	stl	pts	avg
2016-17	18-5	218/12.1	11-48	.229	2-13	.154	13-20	.650	16	24	40	2.2	35	1	8	10	6	5	37	2.1
2017-18	18-12	373/20.7	26-74	.351	11-35	.314	12-16	.750	16	40	56	3.1	36	0	31	21	20	7	75	4.2
TOTAL	36-17	591/16.4	37-122	.303	13-48	.271	25-36	.694	32	64	96	2.7	71	1	39	31	26	12	112	3.1

CAREER			Total		3-Point		F-Throws		Rebounds										Scoring	
Season	gp-gs	min/avg	fg-fga	pct	fg-fga	pct	ft-fta	pct	off	def	tot	avg	pf	fo	ast	to	blk	stl	pts	avg
2016-17	30-7	367/12.2	21-78	.269	2-24	.083	17-24	.708	26	38	64	2.1	58	1	12	15	7	11	61	2.0
2017-18	30-15	501/16.7	40-106	.377	17-51	.333	18-26	.692	24	54	78	2.6	50	0	41	26	21	8	115	3.8
2018-19	9-0	60/6.7	8-15	.533	2-3	.667	0-2	.000	5	8	13	1.4	12	0	1	2	0	1	18	2.0
TOTAL	69-22	928/13.4	69-199	.347	21-78	.269	35-52	.673	55	100	155	2.2	120	1	54	43	28	20	194	2.8

#13
CHRIS BRANDON
GUARD/FORWARD
Fr. * 6-7 * 200
Houston, Tex.
Bellaire

2018-19:

* Had 2 points, 6 rebounds and a steal at Xavier
* Tied his season high with 9 boards and had 6 points vs. Ohio
* Tallied 12 points (6-6 FG) with 6 rebounds vs. Kent State
* Swatted 3 shots in just 9 minutes against Bowling Green
* Posted 15 points and a team-high 9 rebounds with 2 blocks at Temple
* Recorded 5 points and 4 rebounds at Western Michigan in his collegiate debut

HIGH SCHOOL:

* Tabbed First Team All-District in 2016, 2017 and 2018
* Averaged 10.0 points and 6.0 rebounds per game
* Holds career highs in a game with 27 points, 14 rebounds and six blocks
* Helped his team to a top-five ranking in the state in the last two years
* Played AAU with the Durham Hurricanes, Team Loaded and Texas Pro

PERSONAL:

* Son of Kimberly and Anthony Brandon
* Has seven siblings
* Nephew of former NBA player and head coach John Lucas and cousins to former NBA player John Lucas and former Texas standout Jai Lucas
* Undecided on major

SEASON/CAREER HIGHS

Points: ..... 15 at Temple - 11/9/18
Rebounds:.....9 (2x), last vs. Ohio - 12/15/18
Assists:..... 2 at Eastern Michigan - 11/24/18
Steals:..... 2 at Eastern Michigan - 11/24/18
Blocks:..... 3 vs. Bowling Green - 11/20/18
Turnovers:..... 2 at Butler - 11/12/18
Field Goal Attempts: .....9 at Temple - 11/9/18
Field Goal Made:.....7 at Temple - 11/9/18
3-Point Field Goal Attempts:.....1 vs. Ohio - 12/15/18
3-Point Field Goal Made:.....
Free Throw Attempts: ..... 4 at Western Michigan - 11/6/18
Free Throws Made:..... 3 at Western Michigan - 11/6/18
Minutes: .....35 at Temple - 11/9/18

GAME BY GAME

				Total		3-Pointers		Free throws		Rebounds											
Opponent	Date	gs	min	fg-fga	pct	3fg-fga	pct	ft-fta	pct	off	def	tot	avg	pf	a	t/o	blk	stl	pts	avg
at Western Michigan	11/06/18		29	1-2	.500	0-0	.000	3-4	.750	0	4	4	4.0	3	0	0	0	0	5	5.0
at Temple	11/09/18	*	35	7-9	.778	0-0	.000	1-3	.333	4	5	9	6.5	3	0	1	2	0	15	10.0
at Butler	11/12/18	*	14	0-0	.000	0-0	.000	0-0	.000	0	4	4	5.7	1	0	2	0	1	0	6.7
LOYOLA	11/19/18		17	1-2	.500	0-0	.000	0-1	.000	2	2	4	5.3	0	1	0	1	1	2	5.5
BOWLING GREEN	11/20/18		9	0-0	.000	0-0	.000	0-0	.000	0	1	1	4.4	1	0	0	3	0	0	4.4
at Eastern Michigan	11-24-18		25	1-3	.333	0-0	.000	1-2	.500	2	3	5	4.5	1	2	1	1	2	3	4.2
KENT ST.	11/28/18		22	6-6	1.000	0-0	.000	0-0	.000	5	1	6	4.7	3	0	0	1	1	12	5.3
at Akron Zips	12/1/18	*	17	0-0	.000	0-0	.000	0-0	.000	3	0	3	4.5	5	1	1	0	1	0	4.6
at Dayton	12/04/18		12	0-1	.000	0-0	.000	0-0	.000	1	2	3	4.3	3	1	0	1	0	0	4.1
at Toledo	12/05/18	*	19	0-0	.000	0-0	.000	0-0	.000	2	2	4	4.3	2	0	0	1	0	0	3.7
OHIO	12/15/18		26	3-5	.600	0-1	.000	0-2	.000	4	5	9	4.7	2	1	0	1	0	6	3.9
at Xavier	12/21/18	*	34	1-4	.250	0-0	.000	0-0	.000	4	2	6	4.8	2	0	1	0	1	2	3.8
Totals		5	259	20-32	.625	0-1	.000	5-12	.417	27	31	58	4.8	26	6	6	11	7	45	3.8

BRANDON'S CAREER STATS

HORIZON LEAGUE

CAREER			Total		3-Point		F-Throws		Rebounds										Scoring	
Season	gp-gs	min/avg	fg-fga	pct	fg-fga	pct	ft-fta	pct	off	def	tot	avg	pf	fo	ast	to	blk	stl	pts	avg
2018-19	12-5	259/21.6	20-32	.625	0-1	.000	5-12	.417	27	31	58	4.8	26	1	6	6	11	7	45	3.8
TOTAL	12-5	259/21.6	20-32	.625	0-1	.000	5-12	.417	27	31	58	4.8	26	1	6	6	11	7	45	3.8

#14 DERRIEN KING GUARD Gr. * 6-7 * 180 Wichita, Ks. Cathedral

2018-19:

* Posted a career-high 8 boards and netted 13 points at Xavier
* Came away with a career-high 3 steals along with 8 points and 2 rebounds against Ohio
* Had 13 points with 6 boards and a steal against Kent State
* Tabbed to the Legends Classic Subregional All-Tournament Team after posting 15.5 points, 5.5 rebounds and 2.0 assists, in wins over Loyola Maryland and BGSU
* Scored 14 points and tied a career-high with 7 rebounds with 2 assists and 2 steals against Bowling Green
*Posted 17 points (6-13 FG, 4-7 3FG) with 4 rebounds, 2 assists, a block and a steal against Loyola Maryland
*Netted 10 points with 3 rebounds and an assist at Butler

AT ANGELO STATE:

*Did not play in any games in 2017-18

AT WASHINGTON STATE:

* Played two years before transferring
* Poured in a career-best 22 points going 6-of-12 from the field with three triples and a 7-of-9 effort at the free throw line
* Had seven rebounds against Central Washington and then 13 points with six boards versus Utah Valley
* In 2016-17, he played in nine games and averaged 6.6 points and 4.3 rebounds per game
* As a sophomore, he saw action in 26 games and averaged 3.8 points and 1.8 rebounds per game
* Played a career-high 26 minutes at Arizona State and had 11 points along with three assists
* Had 11 points at Oregon, knocking down three 3-pointers

AT SANTA MONICA COLLEGE:

* Named the second best JUCO in California by 247Sports
* Posted 11.8 points and 3.3 rebounds per game shooting 41.7 percent from the field and 75.2- percent from the free throw line

HIGH SCHOOL:

* Spent one year at Middlebrooks Academy at Los Angeles, California, following graduation from Cathedral
* As a junior at New Roads High School, he was First Team All-League and Second Team All-CIF after averaging 23.6 points
* Started his high school career at Wichita East in Wichita, Kansas, where he spent his freshman and sophomore years

SEASON HIGHS

Points: ..... 17 vs. Loyola Maryland - 11/19/18
Rebounds:.....8 at Xavier - 12/21/18
Assists:..... 3 at Eastern Michigan - 11/24/18
Steals:.....3 vs. Ohio - 12/15/18
Blocks:.....1 (4x), last at Toledo - 12/5/18
Turnovers:..... 3 vs. Loyola Maryland - 11/19/18
Field Goal Attempts: ..... 13 vs. Loyola Maryland - 11/19/18
Field Goal Made:..... 6 vs. Loyola Maryland - 11/19/18
3-Point Field Goal Attempts:.....8 vs. Kent State - 11/28/18
3-Point Field Goal Made:.. 4 (2x), last vs. Bowling Green - 11/20/18
Free Throw Attempts: ..... 3 at Butler - 11/12/18
Free Throws Made:..... 2 (5x), last at Xavier - 12/21/18
Minutes: .....36 (3x), last vs. Kent State - 11/28/18

CAREER HIGHS

Points: .....22, vs. Montana State - 11/11/16
Rebounds:.....8 at Xavier - 12/21/18
Assists:..... 3 (2x), last at Eastern Michigan - 11/24/18
Steals:.....3 vs. Ohio - 12/15/18
Blocks:..... 1, 10x
Turnovers:..... 5, vs. Utah Valley - 11/30/16
Field Goal Attempts: ..... 13 vs. Loyola Maryland - 11/19/18
Field Goal Made:..... 6 (2x), last vs. Loyola Maryland - 11/19/18
3-Point Field Goal Attempts:.....8 vs. Kent State - 11/28/18
3-Point Field Goal Made:.. 4 (2x), last vs. Bowling Green - 11/20/18
Free Throw Attempts: ..... 9, vs. Montana State - 11/11/16
Free Throws Made:.....7, vs. Montana State - 11/11/16
Minutes: .....39, vs. Loyola - 11/21/16

GAME BY GAME

				Total		3-Pointers		Free throws		Rebounds												
Opponent	Date	gs	min	fg-fga	pct	3fg-fga	pct	ft-fta	pct	off	def	tot	avg	pf	a	t/o	blk	stl	pts	avg
at Western Michigan	11/06/18	*	18	1-6	.167	1-3	.333	0-0	.000	0	1	1	1.0	2	2	2	0	1	3	3.0
at Temple	11/09/18		22	0-4	.000	0-3	.000	0-0	.000	0	2	2	1.5	0	1	2	0	1	0	1.5
at Butler	11/12/18		31	4-8	.500	0-0	.000	2-3	.667	0	3	3	2.0	2	1	2	0	0	10	4.3
LOYOLA	11/19/18	*	34	6-13	.462	4-7	.571	1-1	1.000	0	4	4	2.5	3	2	3	1	1	17	7.5
BOWLING GREEN	11/20/18	*	36	4-8	.500	4-6	.667	2-2	1.000	0	7	7	3.4	0	2	1	1	2	14	8.8
at Eastern Michigan	11-24-18	*	36	1-7	.143	1-5	.200	1-1	1.000	2	3	5	3.7	5	3	0	0	1	4	8.0
KENT ST.	11/28/18	*	36	4-12	.333	3-8	.375	2-2	1.000	1	5	6	4.0	0	0	1	0	1	13	8.7
at Akron Zips	12/1/18	*	26	0-5	.000	0-3	.000	0-0	.000	0	4	4	4.0	1	1	0	1	0	0	7.6
at Dayton	12/04/18	*	35	2-9	.222	1-4	.250	0-0	.000	0	4	4	4.0	2	2	2	0	1	5	7.3
at Toledo	12/05/18	*	23	1-8	.125	1-2	.500	0-0	.000	1	1	2	3.8	1	2	2	1	1	3	6.9
OHIO	12/15/18	*	22	2-6	.333	2-3	.667	2-2	1.000	0	2	2	3.6	4	0	1	0	3	8	7.0
at Xavier	12/21/18	*	33	4-10	.400	3-7	.429	2-2	1.000	1	7	8	4.0	1	0	1	0	2	13	7.5
Totals		10	352	29-96	.302	20-51	.392	12-13	.923	5	43	48	4.0	21	16	17	4	14	90	7.5

KING'S CAREER STATS

HORIZON LEAGUE

CAREER			Total		3-Point		F-Throws		Rebounds										Scoring	
Season	gp-gs	min/avg	fg-fga	pct	fg-fga	pct	ft-fta	pct	off	def	tot	avg	pf	fo	ast	to	blk	stl	pts	avg
2015-16*	26-0	325/12.5	33-96	.344	16-42	.381	16-23	.696	8	40	48	1.8	37	0	16	21	4	5	98	3.8
2016-17*	9-5	221/24.6	17-60	.283	5-25	.200	20-26	.769	5	34	39	4.3	19	0	7	24	2	3	59	6.6
2018-19	12-10	352/29.3	29-96	.302	20-51	.392	12-13	.923	5	43	48	4.0	21	1	16	17	4	14	90	7.5
TOTAL	12-10	352/29.3	29-96	.302	20-51	.392	12-13	.923	5	43	48	4.0	21	1	16	17	4	14	90	7.5
All*	47-15	898/19.1	79-252	.313	41-118	.347	48-62	.774	18	117	135	2.9	77	1	39	62	10	22	247	5.3

#15
DARRELL RILEY JR.
GUARD
Jr. * 5-8 * 160
Milwaukee, Wisc.
North Division

2018-19:
* Made his Titan debut with 2 boards and an assist at Xavier

AT WILLISTON STATE COLLEGE:
* Played last season at Williston State College and started 28 of the 30 games he appeared in averaging 15.4 points, 5.1 assists and 3.5 rebounds per game while shooting 41.6 percent from the field
* Scored in double figures in 24 of 30 games with ten 20+ point contests and a season-high 28 points against Northwest College
* Earned Mon-Dak Athletic Conference Scholar Athlete honors during the 2017-2018 academic year

AT MISSISSIPPI VALLEY STATE:
* Started his collegiate career at Mississippi Valley State University where he redshirted as a freshman and saw action in 25 games as a redshirt in 2016-17 averaging 9.0 points, 2.9 assists and 2.4 rebounds per game
* Shot 35.3 percent from the field but 43.5 percent (30-of-69) from the outside as 30 of his 73 total field goals were triples
* Was in double figures in scoring on 13 occasions, headlined by a season-high 19 points against Southern and 18 points at Iowa St.

HIGH SCHOOL:
* In High School, he tallied a whopping 37.6 points per game as a senior with a Wisconsin-state best 939 points on the year, the sixth-best single-season total in state history
* Tabbed Milwaukee Journal Sentinel's All-City Player of the Year, Milwaukee City Conference's Player of the Year and All-State
* Once scored 52 points in a game to set a school record

PERSONAL:
* Son of Shemkia Rushing and Darrell Riley
* Has two siblings
* A Business major

SEASON HIGHS

Points: .....
Rebounds: .....2 at Xavier - 12/21/18
Assists: .....1 at Xavier - 12/21/18
Steals: .....
Blocks: .....
Turnovers: .....1 at Xavier - 12/21/18
Field Goal Attempts: .....1 at Xavier - 12/21/18
Field Goal Made: .....
3-Point Field Goal Attempts: .....
3-Point Field Goal Made: .....
Free Throw Attempts: .....
Free Throws Made: .....
Minutes: .....5 at Xavier - 12/21/18

CAREER HIGHS

Points: .....19, at Southern - 1/16/17
Rebounds: .....6 (2x), last vs. Southern - 2/13/17
Assists: .....8, vs. Prairie View - 1/21/17
Steals: .....3 (2x), last vs. Arkansas Pine Bluff - 1/2/17
Blocks: .....1, at Liberty - 11/23/16
Turnovers: .....7, at Texas Southern - 1/23/17
Field Goal Attempts: .....20, at Iowa State - 12/20/16
Field Goal Made: .....8, at Iowa State - 12/20/16
3-Point Field Goal Attempts: .....6, at Grambling - 1/30/17
3-Point Field Goal Made: .....3 (2x), at Southern - 1/16/17
Free Throw Attempts: .....10, vs. Arkansas Pine Bluff - 1/2/17
Free Throws Made: .....6, at Southern - 1/16/17
Minutes: .....35, at Iowa State - 12/20/16

GAME BY GAME

				Total		3-Pointers		Free throws		Rebounds											
Opponent	Date	gs	min	fg-fga	pct	3fg-fga	pct	ft-fta	pct	off	def	tot	avg	pf	a	t/o	blk	stl	pts	avg
at Xavier	12/21/18		5	0-1	.000	0-0	.000	0-0	.000	0	2	2	2.0	0	1	1	0	0	0	0.0
Totals		0	5	0-1	.000	0-0	.000	0-0	.000	0	2	2	2.0	0	1	1	0	0	0	0.0

RILEY'S CAREER STATS

HORIZON LEAGUE

CAREER			Total		3-Point		F-Throws		Rebounds										Scoring	
Season	gp-gs	min/avg	fg-fga	pct	fg-fga	pct	ft-fta	pct	off	def	tot	avg	pf	fo	ast	to	blk	stl	pts	avg
2016-17*	25-12	637/25.5	73-207	.353	30-69	.435	49-69	.710	15	46	61	2.4	44	1	72	63	1	19	225	9.0
2018-19	1-0	5/5.0	0-1	.000	0-0	.000	0-0	.000	0	2	2	2.0	0	0	1	1	0	0	0	0.0
TOTAL	1-0	5/5.0	0-1	.000	0-0	.000	0-0	.000	0	2	2	2.0	0	0	1	1	0	0	0	0.0
All*	26-12	642/24.7	73-208	.351	30-69	.435	49-69	.710	15	48	63	2.4	44	1	73	64	1	19	225	8.7

#21 LAMAR HAMRICK GUARD

Jr. * 6-4 * 190
New Castle, Del.
St. Georges Technical

2018-19:
* Finished with a season-high 16 points and had 3 rebounds, 3 steals and 2 assists at Dayton
* Had 9 points (3-5 3FG) with 4 rebounds and a steal at Akron
* Pulled down a season-high 9 rebounds with 4 assists and 3 points against Kent State
* Tallied 6 points, 6 rebounds, 2 assists and 2 blocks vs. Loyola Maryland
* Scored 13 points (5-8 FG, 2-5 3FG) with a team-high 4 steals in collegiate debut at Western Michigan

AT SAN JACINTO COLLEGE:
* Earned Second-Team All-Region XIV honors as a sophomore at San Jacinto College after averaging 11.4 points, 5.3 rebounds and 1.9 assists per game
* Started 26 of 29 games last season and shot 46.4 percent from the field
* Averaged 7.4 points, 4.0 rebounds and 2.4 assists per game and shot 50.9 percent as a freshman
* Scored in double figures in 20 career games in his two years

HIGH SCHOOL:
* Led St. Georges Technical to its first state championship game as a sophomore, where he tallied 39 points and 15 rebounds

PERSONAL:
* Son of Gloria and Larry Hamrick
* Has an older brother who played collegiate baseball at Maryland Eastern Shore
* Majoring in Liberal Arts

SEASON/CAREER HIGHS

Points: ....16 at Dayton - 12/4/18
Rebounds: ....9 vs. Kent State - 11/28/18
Assists: ....4 vs. Kent State - 11/28/18
Steals: ....4 at Western Michigan - 11/6/18
Blocks: ....2 vs. Loyola Maryland - 11/19/18
Turnovers: ....4 vs. Kent State - 11/28/18
Field Goal Attempts: ....13 at Dayton - 12/4/18
Field Goal Made: ....7 at Dayton - 12/4/18
3-Point Field Goal Attempts: ....7 at Dayton - 12/4/18
3-Point Field Goal Made: ....2 (2x), last at Dayton - 12/4/18
Free Throw Attempts: ....4 vs. Kent State - 11/28/18
Free Throws Made: ....3 vs. Kent State - 11/28/18
Minutes: ....28 at Western Michigan - 11/6/18

GAME BY GAME

				Total		3-Pointers		Free throws		Rebounds											
Opponent	Date	gs	min	fg-fga	pct	3fg-fga	pct	ft-fta	pct	off	def	tot	avg	pf	a	t/o	blk	stl	pts	avg
at Western Michigan	11/06/18		28	5-8	.625	2-5	.400	1-3	.333	1	1	2	2.0	4	2	0	0	4	13	13.0
at Temple	11/09/18	*	19	1-4	.250	0-2	.000	0-0	.000	1	0	1	1.5	3	1	2	0	1	2	7.5
at Butler	11/12/18	*	10	0-1	.000	0-0	.000	0-0	.000	0	1	1	1.3	0	0	1	0	0	0	5.0
LOYOLA	11/19/18		19	2-7	.286	1-3	.333	0-0	.000	3	3	6	2.5	1	2	1	2	1	5	5.0
BOWLING GREEN	11/20/18		20	1-4	.250	0-1	.000	0-0	.000	0	2	2	2.4	0	2	1	0	1	2	4.4
at Eastern Michigan	11-24-18		5	1-2	.500	0-1	.000	0-0	.000	0	0	0	2.0	0	0	0	0	0	2	4.0
KENT ST.	11/28/18		23	0-3	.000	0-1	.000	3-4	.750	3	6	9	3.0	4	4	4	0	1	3	3.9
at Akron Zips	12/1/18		25	3-7	.429	3-5	.600	0-2	.000	2	2	4	3.1	2	0	0	0	1	9	4.5
at Dayton	12/04/18		21	7-13	.538	2-7	.286	0-2	.000	2	1	3	3.1	2	2	2	0	3	16	5.8
OHIO	12/15/18		5	0-1	.000	0-0	.000	0-0	.000	0	0	0	2.8	0	0	0	0	0	0	5.2
at Xavier	12/21/18		3	0-0	.000	0-0	.000	0-0	.000	0	0	0	2.5	0	0	0	0	0	0	4.7
Totals		2	178	20-50	.400	8-25	.320	4-11	.364	12	16	28	2.5	16	13	11	2	12	52	4.7

HAMRICK'S CAREER STATS

HORIZON LEAGUE

CAREER			Total		3-Point		F-Throws		Rebounds										Scoring	
Season	gp-gs	min/avg	fg-fga	pct	fg-fga	pct	ft-fta	pct	off	def	tot	avg	pf	fo	ast	to	blk	stl	pts	avg
2018-19	11-2	178/16.2	20-50	.400	8-25	.320	4-11	.364	12	16	28	2.5	16	0	13	11	2	12	52	4.7
TOTAL	11-2	178/16.2	20-50	.400	8-25	.320	4-11	.364	12	16	28	2.5	16	0	13	11	2	12	52	4.7

13 Postseason Appearances

Eight Postseason Wins

#23
JOSH MCFOLLEY
Guard
Sr. * 6-1 * 174
Detroit, Mich.
Detroit Western

2018-19:
* Had 4 steals along with 9 points and 3 rebounds at Xavier
* Recorded 19 points and had a season-high 7 boards ar Akron
* Posted 20 points (6-10 3FG) with 6 rebounds and 6 assists at Eastern Michigan
* Tallied 18 points against Bowling Green
* Had 17 points with 2 assists, 2 rebounds and 3 steals at Butler
* Scored 17 points and had a team-high 6 assists and 4 steals at Temple
* Tallied 14 points, 5 rebounds, 3 assists and 2 steals at WMU

2017-18:
* One of only two Titans to play in all 32 games on the year
* Third on the team in scoring at 11.1 points per game
* Led the team and tied for second in the conference with 1.5 steals per game as his 49 steals was the second most in the HL
* Tied for third on the team and 15th in the conference with 1.7, 3-pointers per game draining 53 total triples on the year
* Scored in double figures in 18 games on the season with four 20+ scoring efforts and two 30+ contests
* A career-high 34 against Green Bay, where he was a career-best 13-of-21 shooting and made a season-best six triples.
* A monster game with 30 points (11-23 FG) along with coming away with a career-best six steals against UIC

HIGH SCHOOL:
* Helped his teams to three district, two regionals and a state championship as a senior, the last district, regional and state title at Detroit Western as a senior
* Guided Detroit Western to a 26-0 record as a senior, after winning just nine games the previous season
* In the Class A state title game, he tallied a team-high 19 points to go along with his six steals, five rebounds and five assists and was named to the state All-Tournament Team by the Free Press
* A member of the Detroit Free Press Dream Team as a senior after averaging 14.8 points, 4.5 rebounds and 3.4 assists

PERSONAL:
* Son of Lisa and Vincent McFolley
* Has an older brother and sister
* His grandmother graduated from the University of Detroit
* Majoring in Liberal Studies

SEASON HIGHS

Points: ..... 20 at Eastern Michigan - 11/24/18
Rebounds:..... 7 at Akron - 12/1/18
Assists:..... 6 (3x), last at Xavier - 12/21/18
Steals:..... 4 (3x), last at Xavier - 12/21/18
Blocks:..... 2 vs. Kent State - 11/28/18
Turnovers:..... 5 at Temple - 11/9/18
Field Goal Attempts: ..... 17 at Akron - 12/1/18
Field Goal Made:..... 6 (3x), last at Akron - 12/1/18
3-Point Field Goal Attempts:.. 10 at Eastern Michigan - 11/24/18
3-Point Field Goal Made:..... 6 at Eastern Michigan - 11/24/18
Free Throw Attempts: ..... 10 vs. Bowling Green - 11/20/18
Free Throws Made:..... 8 vs. Bowling Green - 11/20/18
Minutes: ..... 40 (2x), last at Eastern Michigan - 11/24/18

CAREER HIGHS

Points: ..... 34, vs. Green Bay - 2/24/18
Rebounds:..... 8, at Bowling Green - 12/10/16
Assists:..... 9, vs. Fort Wayne - 12/22/16
Steals:..... 6, vs. UIC - 2/4/18
Blocks:..... 2 (3x), last vs. Kent State - 11/28/18
Turnovers:..... 6, at Florida State - 11/20/16
Field Goal Attempts: ..... 23, vs. UIC - 2/4/18
Field Goal Made:..... 13, vs. Green Bay - 2/24/18
3-Point Field Goal Attempts:... 11 (4x), last vs. Green Bay - 2/24/18
3-Point Field Goal Made:..... 8, vs. Youngstown State - 1/16/17
Free Throw Attempts: ..... 12 (2x), last at Milwaukee - 2/24/17
Free Throws Made:..... 12, at Milwaukee - 2/24/17
Minutes: ..... 40 (2x), last at Eastern Michigan - 11/24/18

GAME BY GAME

				Total		3-Pointers		Free throws		Rebounds											
Opponent	Date	gs	min	fg-fga	pct	3fg-fga	pct	ft-fta	pct	off	def	tot	avg	pf	a	t/o	blk	stl	pts	avg
at Western Michigan	11/06/18	*	38	4-12	.333	2-5	.400	4-6	.667	2	3	5	5.0	4	3	1	0	2	14	14.0
at Temple	11/09/18	*	40	5-10	.500	3-6	.500	4-6	.667	0	1	1	3.0	1	6	5	0	4	17	15.5
at Butler	11/12/18	*	32	6-12	.500	2-5	.400	3-3	1.000	1	1	2	2.7	1	2	4	0	3	17	16.0
LOYOLA	11/19/18	*	30	4-8	.500	2-3	.667	2-3	.667	0	3	3	2.8	3	4	1	0	1	12	15.0
BOWLING GREEN	11/20/18	*	37	4-12	.333	2-5	.400	8-10	.800	0	3	3	2.8	1	1	1	0	0	18	15.6
at Eastern Michigan	11-24-18	*	40	6-10	.600	6-10	.600	2-3	.667	0	6	6	3.3	2	6	1	1	2	20	16.3
KENT ST.	11/28/18	*	33	1-9	.111	0-5	.000	0-1	.000	0	0	0	2.9	3	3	0	2	4	2	14.3
at Akron Zips	12/1/18		37	6-17	.353	2-9	.222	5-5	1.000	1	6	7	3.4	4	0	2	1	2	19	14.9
at Dayton	12/04/18	*	23	2-7	.286	1-4	.250	0-0	.000	0	0	0	3.0	1	2	1	0	1	5	13.8
at Toledo	12/05/18		30	2-5	.400	1-4	.250	0-0	.000	0	0	0	2.7	4	2	0	0	0	5	12.9
OHIO	12/15/18	*	26	2-5	.400	1-2	.500	2-2	1.000	1	3	4	2.8	3	2	1	0	3	7	12.4
at Xavier	12/21/18	*	32	4-13	.308	0-4	.000	1-2	.500	2	1	3	2.8	4	6	2	0	4	9	12.1
Totals		10	398	46-120	.383	22-62	.355	31-41	.756	7	27	34	2.8	31	37	19	4	26	145	12.1

MCFOLLEY'S CAREER STATS

HORIZON LEAGUE			Total		3-Point		F-Throws		Rebounds										Scoring	
Season	gp-gs	min/avg	fg-fga	pct	fg-fga	pct	ft-fta	pct	off	def	tot	avg	pf	fo	ast	to	blk	stl	pts	avg
2015-16	18-12	353/19.6	31-97	.320	14-53	.264	31-50	.620	8	24	32	1.8	39	3	50	25	0	17	107	5.9
2016-17	18-18	521/28.9	77-189	.407	40-115	.348	53-61	.869	4	33	37	2.1	55	1	51	48	0	37	247	13.7
2017-18	18-8	440/24.4	71-157	.452	32-85	.376	27-35	.771	7	25	32	1.8	47	1	24	18	2	27	201	11.2
TOTAL	54-38	1314/24.3	179-443	.404	86-253	.340	111-146	.760	19	82	101	1.9	141	5	125	91	2	81	555	10.3

CAREER			Total		3-Point		F-Throws		Rebounds										Scoring	
Season	gp-gs	min/avg	fg-fga	pct	fg-fga	pct	ft-fta	pct	off	def	tot	avg	pf	fo	ast	to	blk	stl	pts	avg
2015-16	30-23	657/21.9	83-220	.377	43-127	.339	47-71	.662	10	35	45	1.5	72	4	68	46	2	35	256	8.5
2016-17	31-27	908/29.3	135-331	.408	71-194	.366	87-107	.813	7	62	69	2.2	88	3	92	84	2	62	428	13.8
2017-18	32-19	804/25.1	118-289	.408	53-155	.342	65-83	.783	16	55	71	2.2	84	3	48	42	2	49	354	11.1
2018-19	12-10	398/33.2	46-120	.383	22-62	.355	31-41	.756	7	27	34	2.8	31	0	37	19	4	26	145	12.1
TOTAL	105-79	2767/26.4	382-960	.398	189-538	.351	230-302	.762	40	179	219	2.1	275	10	245	191	10	172	1183	11.3

#24
HARRISON CURRY
FORWARD
Jr. * 6-7 * 230
Ann Arbor, Mich.
Legacy Charter (SC)

2018-19:
* Had 12 points, 4 rebounds, an assist and a steal vs. Ohio
* Made his Titan debut at Toledo scoring 16 points with 3 rebounds and 2 blocks

AT LOUISIANA TECH:
* Saw action in one game in 2017-18 playing six miniutes and securing two rebounds and scoring a point against UT-Tyler before missing the rest of the year with a knee injury

AT PENSACOLA STATE COLLEGE:
* Ranked the No. 45 best junior college player in the country in 2017
* Averaged double figures in both years, including a team-high 14.5 points and 6.3 rebounds per game as a sophomore
* Tabbed First Team All-Conference as he shot 46.0-percent from the field and 37.0-percent from three-point range
* He scored in double figures 20 times while also having six games of posting 20+ points and three double-doubles with a career-high 29 against Northwest Florida State, where he drained five 3-pointers
* As a freshman, averaged 11.3 points and 4.9 rebounds per game

HIGH SCHOOL:
* Played his senior year at Legacy Charter School in South Carolina and tallied a double-double with 15.7 points and 10.1 rebounds per game
* Named the Offensive MVP and Male Athlete of the Year

PERSONAL:
* Son of Rodney Curry and Diana Gordon
* His dad played basketball at Western Michigan
* Has an older brother
* A Finance major

SEASON/CAREER HIGHS

Points: ..... 16 at Toledo - 12/5/18
Rebounds: ..... 4 vs. Ohio - 12/15/18
Assists: ..... 1 at Xavier - 12/21/18
Steals: ..... 1 vs. Ohio - 12/15/18
Blocks: ..... 2 at Toledo - 12/5/18
Turnovers: ..... 4 vs. Ohio - 12/15/18
Field Goal Attempts: ..... 18 at Toledo - 12/5/18
Field Goal Made: ..... 6 at Toledo - 12/5/18
3-Point Field Goal Attempts: ..... 5 (2x), last vs. Ohio - 12/15/18
3-Point Field Goal Made: ..... 1 (2x), last vs. Ohio - 12/15/18
Free Throw Attempts: ..... 4 at Toledo - 12/5/18
Free Throws Made: ..... 3 at Toledo - 12/5/18
Minutes: ..... 27 (2x), last vs. Ohio - 12/15/18

GAME BY GAME

				Total		3-Pointers		Free throws		Rebounds											
Opponent	Date	gs	min	fg-fga	pct	3fg-fga	pct	ft-fta	pct	off	def	tot	avg	pf	a	t/o	blk	stl	pts	avg
at Toledo	12/05/18	*	27	6-18	.333	1-5	.200	3-4	.750	0	3	3	3.0	1	0	1	2	0	16	16.0
OHIO	12/15/18	*	27	5-11	.455	1-5	.200	1-1	1.000	2	2	4	3.5	2	0	4	1	1	12	14.0
at Xavier	12/21/18	*	15	1-9	.111	0-2	.000	0-0	.000	2	0	2	3.0	1	1	0	0	0	2	10.0
Totals		3	69	12-38	.316	2-12	.167	4-5	.800	4	5	9	3.0	4	1	5	3	1	30	10.0

CURRY'S CAREER STATS

HORIZON LEAGUE

CAREER

			Total		3-Point		F-Throws		Rebounds										Scoring	
Season	gp-gs	min/avg	fg-fga	pct	fg-fga	pct	ft-fta	pct	off	def	tot	avg	pf	fo	ast	to	blk	stl	pts	avg
2017-18*	1-0	6/6.0	0-1	.000	0-0	.000	1-2	.500	0	2	2	2.0	1	0	0	0	0	0	1	1.0
2018-19	3-3	69/23.0	12-38	.316	2-12	.167	4-5	.800	4	5	9	3.0	4	0	1	5	3	1	30	10.0
TOTAL	3-3	69/23.0	12-38	.316	2-12	.167	4-5	.800	4	5	9	3.0	4	0	1	5	3	1	30	10.0

13 Postseason Appearances

Eight Postseason Wins

#25
GERALD BLACKSHEAR JR.
Forward
Sr. * 6-9 * 220
Detroit, Mich.
Detroit Western

2018-19:
* Tallied 8 points and 6 rebounds at Xavier
* Pulled down a team-high 9 rebounds vs. Loyola Maryland
* Had 6 points, 7 rebounds and 2 steals at Butler
* Posted 8 points and a team-high 10 boards at Western Michigan

2017-18:
* Appeared in 20 games with nine starts on the season
* Averaged 2.6 points, 2.8 rebounds and shot 64.1 percent (25-of-39) from the field
* Tallied a season-high eight rebounds with five points and a block against Youngstown State
* Grabbed seven rebounds against Cleveland State
* Finished with seven points and three boards versus Toledo

HIGH SCHOOL:
* Helped lead his teams to three district, two regionals and a state championship as a senior
* As a senior, helped Detroit Western go undefeated at 26-0 on the year, after winning just nine games the previous season, and in the Class A state title game, he had 16 points and 12 boards
* Tabbed Honorable Mention All-State as a senior by the Associated Press, Detroit News and Detroit Free Press after averaging 11.3 points, 10.2 rebounds and 4.5 blocks per game
* Also selected Senior All-State Fourth Team by Prep Ball Report
* Played AAU with the Hurricanes from 2012-13 and then with 1Nation in 2014, where he averaged 11.0 points, 9.0 rebounds and 3.0 blocked shots per game playing alongside Titan teammate Josh McFolley
* Ranked one of the top-20 players by Prep Hoops Michigan

PERSONAL:
* Son of Brenda and Gerald Blackshear
* Has an older sister
* Won a high school state championship playing with Titan teammate Josh McFolley
* Lists his biggest thrill in sports as winning a state title
* A Communications major

SEASON HIGHS

Points: ..... 8 (2x), last at Xavier - 12/21/18
Rebounds:..... 10 at Western Michigan - 11/6/18
Assists:..... 2 at Dayton - 12/4/18
Steals:..... 2 (4x), last at Dayton - 12/4/18
Blocks:.....2 at Toledo - 12/5/18
Turnovers:..... 2 (4x), last at Xavier - 12/21/18
Field Goal Attempts: ..... 5 (2x), last at Xavier - 12/21/18
Field Goal Made:.....4 at Xavier - 12/21/18
3-Point Field Goal Attempts:.....
3-Point Field Goal Made:.....
Free Throw Attempts: ..... 8 at Western Michigan - 11/6/18
Free Throws Made:..... 4 at Western Michigan - 11/6/18
Minutes: .....25 at Butler - 11/12/18

CAREER HIGHS

Points: .....12 (4x), last at NKU - 1/22/17
Rebounds:..... 11, at Cleveland State - 2/2/17
Assists:..... 3 (2x), last at Youngstown State - 2/4/17
Steals:.....3 (2x), last vs. Seattle - 11/18/17
Blocks:.....3 (2x), last at Cleveland State - 2/2/17
Turnovers:..... 4 (2x), last vs. Youngstown State - 1/12/18
Field Goal Attempts: ..... 10, at NKU - 1/22/17
Field Goal Made:.....6 (2x), last at NKU - 1/22/17
3-Point Field Goal Attempts:.....
3-Point Field Goal Made:.....
Free Throw Attempts: ..8 (2x) last at Western Michigan - 11/6/18
Free Throws Made:..... 5, at Green Bay - 2/26/17
Minutes: .....33, at Bowling Green - 12/10/16

GAME BY GAME

				Total		3-Pointers		Free throws		Rebounds												
Opponent	Date	gs	min	fg-fga	pct	3fg-fga	pct	ft-fta	pct	off	def	tot	avg	pf	a	t/o	blk	stl	pts	avg
at Western Michigan	11/06/18	*	23	2-5	.400	0-0	.000	4-8	.500	3	7	10	10.0	4	0	2	1	0	8	8.0
at Temple	11/09/18	*	29	0-1	.000	0-0	.000	0-0	.000	0	0	0	5.0	3	1	2	0	1	0	4.0
at Butler	11/12/18	*	25	3-3	1.000	0-0	.000	0-2	.000	4	3	7	5.7	4	0	1	0	2	6	4.7
LOYOLA	11/19/18	*	21	1-1	1.000	0-0	.000	1-2	.500	2	7	9	6.5	2	0	2	1	0	3	4.3
BOWLING GREEN	11/20/18	*	18	1-2	.500	0-0	.000	2-2	1.000	2	3	5	6.2	4	0	0	1	2	4	4.2
at Eastern Michigan	11-24-18	*	15	1-2	.500	0-0	.000	2-2	1.000	1	0	1	5.3	5	0	1	1	0	4	4.2
KENT ST.	11/28/18	*	18	3-4	.750	0-0	.000	0-0	.000	4	0	4	5.1	1	0	0	0	2	6	4.4
at Akron Zips	12/1/18		10	0-2	.000	0-0	.000	0-0	.000	1	2	3	4.9	2	0	1	0	0	0	3.9
at Dayton	12/04/18	*	19	0-0	.000	0-0	.000	0-0	.000	2	2	4	4.8	2	2	0	0	2	0	3.4
at Toledo	12/05/18		12	1-1	1.000	0-0	.000	1-1	1.000	1	2	3	4.6	1	0	1	2	0	3	3.4
OHIO	12/15/18		8	0-0	.000	0-0	.000	1-2	.500	0	0	0	4.2	0	0	1	0	0	1	3.2
at Xavier	12/21/18		20	4-5	.800	0-0	.000	0-2	.000	3	3	6	4.3	3	0	2	0	1	8	3.6
Totals		8	218	16-26	.615	0-0	.000	11-21	.524	23	29	52	4.3	31	3	13	6	10	43	3.6

BLACKSHEAR'S CAREER STATS

HORIZON LEAGUE			Total		3-Point		F-Throws		Rebounds										Scoring	
Season	gp-gs	min/avg	fg-fga	pct	fg-fga	pct	ft-fta	pct	off	def	tot	avg	pf	fo	ast	to	blk	stl	pts	avg
2015-16	18-2	267/14.8	27-47	.574	0-0	.000	16-31	.516	29	32	61	3.4	45	1	4	12	7	6	70	3.9
2016-17	16-11	261/16.3	38-62	.613	0-0	.000	17-34	.500	23	45	68	4.3	49	2	10	19	9	4	93	5.8
2017-18	7-4	64/9.1	4-9	.444	0-0	.000	1-1	1.000	7	13	20	2.9	17	0	2	10	1	2	9	1.3
TOTAL	41-17	592/14.4	69-118	.585	0-0	.000	34-66	.515	59	90	149	3.6	111	3	16	41	17	12	172	4.2

CAREER			Total		3-Point		F-Throws		Rebounds										Scoring	
Season	gp-gs	min/avg	fg-fga	pct	fg-fga	pct	ft-fta	pct	off	def	tot	avg	pf	fo	ast	to	blk	stl	pts	avg
2015-16	31-2	469/15.1	48-87	.552	0-0	.000	30-54	.556	54	71	125	4.0	80	2	9	26	16	10	126	4.1
2016-17	29-18	499/17.2	73-119	.613	0-0	.000	27-56	.482	41	74	115	4.0	92	5	15	38	12	9	173	6.0
2017-18	20-9	191/9.6	25-39	.641	0-0	.000	2-5	.400	23	32	55	2.8	40	0	3	20	7	9	52	2.6
2018-19	12-8	218/18.2	16-26	.615	0-0	.000	11-21	.524	23	29	52	4.3	31	1	3	13	6	10	43	3.6
TOTAL	92-37	1377/15.0	162-271	.598	0-0	.000	70-136	.515	141	206	347	3.8	243	8	30	97	41	38	394	4.3

#35 JORDAN GORMAN GUARD

So. * 5-9 * 155
Fort Wayne, Ind.
Nelson Snider

2018-19:
* Made his collegiate debut against Loyola Maryland

AT WRIGHT STATE LAKE CAMPUS:
* Started all 33 games last season and averaged 12.5 points, 5.0 assists, 3.4 rebounds and 2.4 steals per game
* Shot 34.7 percent from the field with 65 triples and connected on 83.6 percent at the free throw line
* Second in the conference in steals (79) and third in assists (164)
* Was in double figures in 24 games, including four 20+ point performances with a season-high 26 at Grace Bible College
* Recorded a triple-double with 11 points and season highs of 11 assists and 10 rebounds against Ohio State Lima

HIGH SCHOOL:
* A two-time All-SAC honoree in basketball and football
* Tabbed team MVP as a senior
* Helped his team win a conference title and a 2017 SAC Championship
* Played AAU with Legit Basketball

PERSONAL:
* Son of Adrianne and Juan Gorman
* His dad played football and ran track at Ball State and played in the CFL for the Calgary Stampeders
* Has four siblings
* His older sister Lacia played basketball at Wisconsin and NIU
* Honored with a United Negro College Fund scholarship, which included an internship with Parkview Hospital
* A Business major

SEASON/CAREER HIGHS

Points: .....
Rebounds: .....
Assists: .....
Steals: .....
Blocks: .....
Turnovers: .....
Field Goal Attempts: ..... 1 vs. Loyola Maryland - 11/19/18
Field Goal Made: .....
3-Point Field Goal Attempts: .....
3-Point Field Goal Made: .....
Free Throw Attempts: ..... 2 vs. Bowling Green - 11/20/18
Free Throws Made: .....
Minutes: ..... 2 vs. Loyola Maryland - 11/19/18

GAME BY GAME

				Total		3-Pointers		Free throws		Rebounds											
Opponent	Date	gs	min	fg-fga	pct	3fg-fga	pct	ft-fta	pct	off	def	tot	avg	pf	a	t/o	blk	stl	pts	avg
LOYOLA	11/19/18		2	0-1	.000	0-0	.000	0-0	.000	0	0	0	0.0	0	0	0	0	0	0	0.0
BOWLING GREEN	11/20/18		1	0-0	.000	0-0	.000	0-2	.000	0	0	0	0.0	0	0	0	0	0	0	0.0
at Dayton	12/04/18		1	0-0	.000	0-0	.000	0-0	.000	0	0	0	0.0	0	0	0	0	0	0	0.0
at Toledo	12/05/18		0	0-0	.000	0-0	.000	0-0	.000	0	0	0	0.0	1	0	0	0	0	0	0.0
Totals		0	4	0-1	.000	0-0	.000	0-2	.000	0	0	0	0.0	1	0	0	0	0	0	0.0

Games played: 4
Minutes/game: 1.0

GORMAN'S CAREER STATS

HORIZON LEAGUE

CAREER			Total		3-Point		F-Throws		Rebounds										Scoring	
Season	gp-gs	min/avg	fg-fga	pct	fg-fga	pct	ft-fta	pct	off	def	tot	avg	pf	fo	ast	to	blk	stl	pts	avg
2018-19	4-0	4/1.0	0-1	.000	0-0	.000	0-2	.000	0	0	0	0.0	1	0	0	0	0	0	0	0.0
TOTAL	4-0	4/1.0	0-1	.000	0-0	.000	0-2	.000	0	0	0	0.0	1	0	0	0	0	0	0	0.0

#41
WILLY ISIANI
FORWARD
Fr. * 6-8 * 235
Tbilisi, Georgia
ASI Prep Academy (CA)

HIGH SCHOOL:

* Spent last season with ASI Prep Academy and averaged 8.4 points and 4.0 rebounds while shooting 40.0 percent from behind the arc
* Prior to that, he suited up overseas for CB Gran Canaria, Gran Canaria B and MIA Academy Tbilisi
* Played in the 2017 FIBA U-20 European Championship Division B for Georgia
* Was the MVP in the 16-U Georgia National Championship and the U-18 Tbilisi Championship

PERSONAL:

* Son of Gia Isiani and Nino Saakashkili
* Has an older brother and a younger sister
* Lists Luka Doncic as the best athlete he has ever played against
* Majoring in Business Administration

SEASON/CAREER HIGHS

Points: .....
Rebounds: .....
Assists: .....
Steals: .....
Blocks: .....
Turnovers: .....
Field Goal Attempts: .....
Field Goal Made: .....
3-Point Field Goal Attempts: .....
3-Point Field Goal Made: .....
Free Throw Attempts: .....
Free Throws Made: .....
Minutes: .....

GAME BY GAME

ISIANI'S CAREER STATS

HORIZON LEAGUE

CAREER



#55 MUSIAL GJYSMA
Forward
R-Sr. * 6-6 * 241
Sterling Heights, Sterling Heights

2018-19:
* Made his collegiate debut at Butler

2017-18:
* Had to sit out the season due to NCAA transfer rules

AT ROCHESTER COLLEGE:
* Played two years at Rochester College and averaged 7.3 points
* Tallied a career-high 21 points and 12 rebounds against UM-Dearborn in 2016

HIGH SCHOOL:
* Averaged 11.2 points and 7.1 rebounds per game as a senior
* Posted 29 points and 13 rebounds against Clawson

PERSONAL:
* Son of Valbona and Andrian Gjysma
* A Business major
* Chose Detroit Mercy to stay at home with his family
* A Communications major

SEASON/CAREER HIGHS

Points: .....
Rebounds: .....
Assists: .....
Steals: .....
Blocks: .....
Turnovers: .....
Field Goal Attempts: .....
Field Goal Made: .....
3-Point Field Goal Attempts: .....
3-Point Field Goal Made: .....
Free Throw Attempts: .....
Free Throws Made: .....
Minutes: ..... 4 at Toledo - 12/5/18

GAME BY GAME

				Total		3-Pointers		Free throws		Rebounds											
Opponent	Date	gs	min	fg-fga	pct	3fg-fga	pct	ft-fta	pct	off	def	tot	avg	pf	a	t/o	blk	stl	pts	avg
at Butler	11/12/18		3	0-0	.000	0-0	.000	0-0	.000	0	0	0	0.0	2	0	0	0	0	0	0.0
BOWLING GREEN	11/20/18		2	0-0	.000	0-0	.000	0-0	.000	0	0	0	0.0	0	0	0	0	0	0	0.0
at Dayton	12/04/18		1	0-0	.000	0-0	.000	0-0	.000	0	0	0	0.0	0	0	0	0	0	0	0.0
at Toledo	12/05/18		4	0-0	.000	0-0	.000	0-0	.000	0	0	0	0.0	1	0	0	0	0	0	0.0
Totals		0	10	0-0	.000	0-0	.000	0-0	.000	0	0	0	0.0	3	0	0	0	0	0	0.0

Games played: 4
Minutes/game: 2.5

GJYSMA'S CAREER STATS

HORIZON LEAGUE

CAREER			Total		3-Point		F-Throws		Rebounds										Scoring	
Season	gp-gs	min/avg	fg-fga	pct	fg-fga	pct	ft-fta	pct	off	def	tot	avg	pf	fo	ast	to	blk	stl	pts	avg
2018-19	4-0	10/2.5	0-0	.000	0-0	.000	0-0	.000	0	0	0	0.0	3	0	0	0	0	0	0	0.0
TOTAL	4-0	10/2.5	0-0	.000	0-0	.000	0-0	.000	0	0	0	0.0	3	0	0	0	0	0	0	0.0

2018-19 BOX SCORES

Official Basketball Box Score -- Game Totals -- Final Statistics
Detroit Mercy vs Western Michigan
11/06/18 7:00 pm at Kalamazoo,Michigan (University Arena)

Detroit Mercy 76 • 0-1

##	Player		Total FG-FGA	3-Ptr FG-FGA	FT-FTA	Reb Off	Def	Tot	PF	TP	A	TO	Blk	Stl	Min
00	DAVIS, Antoine	*	12-26	6-14	2-3	0	0	0	1	32	3	3	0	0	38
01	MOORE, Marquis	*	0-3	0-1	0-0	1	0	1	0	0	0	0	0	0	5
02	KNIGHT, Tra'Quan		0-4	0-2	1-2	3	1	4	0	1	0	0	0	0	8
04	HOLLAND, Jacob		0-3	0-3	0-0	1	0	1	0	0	0	0	0	0	4
10	NGUIDJOL, Boe		0-0	0-0	0-1	0	2	2	3	0	0	1	0	0	4
11	LONG, Cole		0-1	0-0	0-0	2	0	2	1	0	0	0	0	0	5
13	BRANDON, Chris		1-2	0-0	3-4	0	4	4	3	5	0	0	0	0	29
14	KING, Derrien	*	1-6	1-3	0-0	0	1	1	2	3	2	2	0	1	18
21	HAMRICK, Lamar		5-8	2-5	1-3	1	1	2	4	13	2	0	0	4	28
23	MCFOLLEY, Josh	*	4-12	2-5	4-6	2	3	5	4	14	3	1	0	2	38
25	BLACKSHEAR, Gerald	*	2-5	0-0	4-8	3	7	10	4	8	0	2	1	0	23
	Team					6	0	6							
	Totals		25-70	11-33	15-27	19	19	38	22	76	10	9	1	7	200

FG % 1st Half: 7-35 20.0% 2nd half: 18-35 51.4% Game: 25-70 35.7%
3FG % 1st Half: 5-18 27.8% 2nd half: 6-15 40.0% Game: 11-33 33.3%
FT % 1st Half: 9-16 56.3% 2nd half: 6-11 54.5% Game: 15-27 55.6%
Deadball Rebounds 4

Western Michigan 89 • 1-0

##	Player		Total FG-FGA	3-Ptr FG-FGA	FT-FTA	Reb Off	Def	Tot	PF	TP	A	TO	Blk	Stl	Min
01	HOUSTON, DJ		1-1	0-0	0-0	0	1	1	0	2	0	0	0	0	3
02	MARTIN, Adrian		0-5	0-2	0-0	2	0	2	4	0	1	0	0	0	17
03	DAVIS, Josh	*	6-10	2-5	1-3	1	9	10	2	15	4	5	1	0	29
04	PRINTY, Jared	*	3-6	3-6	0-0	0	0	0	2	9	0	0	2	0	26
11	WILKINS, Kawanise	*	4-9	0-1	3-3	5	4	9	4	11	3	1	0	0	23
12	FLOWERS, Michael	*	0-5	0-3	1-2	0	2	2	3	1	2	4	0	1	27
15	EMILIEN, Patrick		2-5	1-2	6-9	2	2	4	0	11	2	0	1	2	22
20	BoyerRichard_William		2-4	2-4	0-0	2	0	2	3	6	2	2	0	0	13
32	CLIFFORD, TJ		1-3	0-0	0-0	1	1	2	0	2	0	0	0	0	5
50	DUGAN, Seth	*	12-18	0-1	8-11	9	13	22	3	32	6	3	1	0	35
	Team					0	2	2							
	Totals		31-66	8-24	19-28	22	34	56	21	89	20	15	5	3	200

FG % 1st Half: 15-34 44.1% 2nd half: 16-32 50.0% Game: 31-66 47.0%
3FG % 1st Half: 4-12 33.3% 2nd half: 4-12 33.3% Game: 8-24 33.3%
FT % 1st Half: 11-15 73.3% 2nd half: 8-13 61.5% Game: 19-28 67.9%
Deadball Rebounds 3

Officials: Frank Spencer, Ed Phillips, Bret Wegenke
Technical fouls: Detroit Mercy-None. Western Michigan-None.
Attendance: 1798

Score by periods	1st	2nd	Total
Detroit Mercy	28	48	**76**
Western Michigan	45	44	**89**

Points	In Paint	Off T/O	2nd Chance	Fast Break	Bench
DETMER	20	18	9	8	19
WMU	44	9	27	2	21

Last FG - DETMERCY 2nd-00:13, WMU 2nd-02:37.
Largest lead - DETMERCY by 5 1st-18:10, WMU by 21 2nd-15:51.
DETMERCY led for 01:46. WMU led for 36:31. Game was tied for 01:43.
Score tied - 2 times.
Lead changed - 1 time.

Official Basketball Box Score -- Game Totals -- Final Statistics
Detroit Mercy vs Temple
11/09/18 7:00 pm at Philadelphia, Pa (Liacouras Center)

Detroit Mercy 67 • 0-2

##	Player		Total FG-FGA	3-Ptr FG-FGA	FT-FTA	Reb Off	Def	Tot	PF	TP	A	TO	Blk	Stl	Min
00	DAVIS, Antoine	g	11-21	6-13	2-2	0	3	3	2	30	2	6	0	1	38
02	KNIGHT, Tra'Quan		0-1	0-1	1-2	1	3	4	3	1	1	1	0	0	10
04	HOLLAND, Jacob		1-2	0-0	0-0	0	1	1	1	2	0	0	0	0	7
13	BRANDON, Chris	f	7-9	0-0	1-3	4	5	9	3	15	0	1	2	0	35
14	KING, Derrien		0-4	0-3	0-0	0	2	2	0	0	1	2	0	1	22
21	HAMRICK, Lamar	g	1-4	0-2	0-0	1	0	1	3	2	1	2	0	1	19
23	MCFOLLEY, Josh	g	5-10	3-6	4-6	0	1	1	1	17	6	5	0	4	40
25	BLACKSHEAR, Gerald	f	0-1	0-0	0-0	0	0	0	3	0	1	2	0	1	29
	Team					1	5	6							
	Totals		25-52	9-25	8-13	7	20	27	16	67	12	19	2	8	200

FG % 1st Half: 17-29 58.6% 2nd half: 8-23 34.8% Game: 25-52 48.1%
3FG % 1st Half: 7-15 46.7% 2nd half: 2-10 20.0% Game: 9-25 36.0%
FT % 1st Half: 0-0 0.0% 2nd half: 8-13 61.5% Game: 8-13 61.5%
Deadball Rebounds 3

Temple 83 • 2-0

##	Player		Total FG-FGA	3-Ptr FG-FGA	FT-FTA	Reb Off	Def	Tot	PF	TP	A	TO	Blk	Stl	Min
00	Alani Moore II		2-4	2-4	0-0	0	0	0	1	6	0	1	0	0	17
01	Quinton Rose	f	6-17	2-8	3-4	1	2	3	1	17	2	3	0	2	36
04	J.P. Moorman II		0-4	0-0	0-1	2	0	2	2	0	3	2	0	1	12
10	Shizz Alston, Jr.	g	9-17	7-12	5-5	0	5	5	4	30	4	4	0	1	32
13	Quentin Jackson, Jr.		0-0	0-0	0-0	0	0	0	0	0	0	0	0	0	1
15	Nate Pierre-Louis	g	4-7	0-2	2-4	2	2	4	2	10	3	2	0	3	35
21	Justyn Hamilton		0-2	0-0	0-0	0	0	0	0	0	0	0	0	0	4
22	De'Vondre Perry	f	1-3	0-1	4-6	0	5	5	3	6	6	1	1	4	28
23	Damion Moore		3-3	0-0	0-0	4	3	7	2	6	0	2	0	0	12
24	Ernest Aflakpui	c	4-5	0-0	0-0	5	3	8	3	8	0	1	1	0	23
	Team					2	2	4				1			
	Totals		29-62	11-27	14-20	16	22	38	18	83	18	17	2	11	200

FG % 1st Half: 15-34 44.1% 2nd half: 14-28 50.0% Game: 29-62 46.8%
3FG % 1st Half: 5-12 41.7% 2nd half: 6-15 40.0% Game: 11-27 40.7%
FT % 1st Half: 2-2 100.0 2nd half: 12-18 66.7% Game: 14-20 70.0%
Deadball Rebounds 3

Officials: Joe Lindsay, Zelton Sneed, Nathan Farrell
Technical fouls: Detroit Mercy-DAVIS, Antoine; TEAM. Temple-None.
Attendance: 4649
Part of the Legends Classic

Score by periods	1st	2nd	Total
Detroit Mercy	41	26	**67**
Temple	37	46	**83**

Points	In Paint	Off T/O	2nd Chance	Fast Break	Bench
DETMER	22	18	7	13	3
TEMPLE	34	30	9	13	12

Last FG - DETMERCY 2nd-04:33, TEMPLE 2nd-00:45.
Largest lead - DETMERCY by 11 1st-16:28, TEMPLE by 16 2nd-00:45.
DETMERCY led for 18:43. TEMPLE led for 18:32. Game was tied for 02:45.
Score tied - 5 times.
Lead changed - 9 times.

Official Basketball Box Score -- Game Totals -- Final Statistics
Detroit Mercy vs Butler
11/12/18 6:30 pm at Indianapolis, Ind. (Hinkle Fieldhouse)

Detroit Mercy 63 • 0-3

##	Player		Total FG-FGA	3-Ptr FG-FGA	FT-FTA	Reb Off	Def	Tot	PF	TP	A	TO	Blk	Stl	Min
00	DAVIS, Antoine	g	7-21	3-9	3-4	0	4	4	4	20	2	5	0	0	38
02	KNIGHT, Tra'Quan		0-0	0-0	3-6	0	4	4	0	3	0	0	0	2	16
04	HOLLAND, Jacob		2-6	0-1	0-0	1	2	3	3	4	1	2	0	0	24
10	NGUIDJOL, Boe		0-0	0-0	0-0	0	0	0	0	0	0	0	0	0	1
11	LONG, Cole		1-1	1-1	0-2	0	1	1	3	3	0	1	0	0	6
13	BRANDON, Chris	f	0-0	0-0	0-0	0	4	4	1	0	0	2	0	1	14
14	KING, Derrien		4-8	0-0	2-3	0	3	3	2	10	1	2	0	0	31
21	HAMRICK, Lamar	g	0-1	0-0	0-0	0	1	1	0	0	0	1	0	0	10
23	MCFOLLEY, Josh	g	6-12	2-5	3-3	1	1	2	1	17	2	4	0	3	32
25	BLACKSHEAR, Gerald	f	3-3	0-0	0-2	4	3	7	4	6	0	1	0	2	25
55	GJYSMA, Musial		0-0	0-0	0-0	0	0	0	2	0	0	0	0	0	3
	Team					0	1	1							
	Totals		23-52	6-16	11-20	6	24	30	20	63	6	18	0	8	200

FG % 1st Half: 9-27 33.3% 2nd half: 14-25 56.0% Game: 23-52 44.2%
3FG % 1st Half: 1-8 12.5% 2nd half: 5-8 62.5% Game: 6-16 37.5%
FT % 1st Half: 3-8 37.5% 2nd half: 8-12 66.7% Game: 11-20 55.0%
Deadball Rebounds 4,1

Butler 84 • 2-0

##	Player		Total FG-FGA	3-Ptr FG-FGA	FT-FTA	Reb Off	Def	Tot	PF	TP	A	TO	Blk	Stl	Min
00	Campbell Donovan		0-0	0-0	0-0	0	0	0	1	0	0	0	0	0	1
02	Aaron Thompson	g	3-3	1-1	0-0	0	2	2	4	7	4	4	2	2	20
03	Kamar Baldwin	g	9-17	1-6	7-9	0	8	8	3	26	6	6	0	2	37
05	Paul Jorgensen	g	4-14	2-9	2-2	0	0	0	0	12	4	0	0	0	36
20	Henry Baddley		3-6	1-3	0-0	0	2	2	4	7	0	0	0	1	23
21	Jerald Gillens-Butle		0-1	0-1	0-0	1	1	2	3	0	1	0	0	0	10
22	Sean McDermott	f	3-7	2-6	0-0	0	4	4	1	8	2	0	0	0	27
25	Christian David		1-1	0-0	0-0	0	0	0	0	2	0	0	0	0	6
50	Joey Brunk		3-4	0-0	7-8	1	3	4	2	13	1	2	0	0	20
51	Nate Fowler	c	3-3	0-0	3-4	3	4	7	4	9	0	1	0	0	20
	Team					0	1	1							
	Totals		29-56	7-26	19-23	5	25	30	22	84	18	13	2	5	200

FG % 1st Half: 13-29 44.8% 2nd half: 16-27 59.3% Game: 29-56 51.8%
3FG % 1st Half: 3-14 21.4% 2nd half: 4-12 33.3% Game: 7-26 26.9%
FT % 1st Half: 11-13 84.6% 2nd half: 8-10 80.0% Game: 19-23 82.6%
Deadball Rebounds 1,3

Officials: James Breeding, Bo Boroski, Greg Evans
Technical fouls: Detroit Mercy-DAVIS, Antoine; TEAM. Butler-None.
Attendance: 7741

Score by periods	1st	2nd	Total
Detroit Mercy	22	41	**63**
Butler	40	44	**84**

Points	In Paint	Off T/O	2nd Chance	Fast Break	Bench
DETMER	24	17	7	12	20
BUTLER	34	24	8	22	22

Last FG - DETMERCY 2nd-01:03, BUTLER 2nd-01:45.
Largest lead - DETMERCY by 2 1st-19:49, BUTLER by 25 2nd-01:45.
DETMERCY led for 01:38. BUTLER led for 38:11. Game was tied for 00:11.
Score tied - 0 times.
Lead changed - 1 time.

Official Basketball Box Score -- Game Totals -- Final Statistics
Loyola vs Detroit Mercy
11/19/18 7:30 PM at Calihan Hall - Detroit, Mich.

Loyola 63 • 1-4

##	Player		Total FG-FGA	3-Ptr FG-FGA	FT-FTA	Reb Off	Def	Tot	PF	TP	A	TO	Blk	Stl	Min
00	Hart, Isaiah	g	2-8	1-5	0-0	1	3	4	3	5	6	2	0	0	22
01	Scott, KaVaughn	f	1-2	0-0	2-3	1	0	1	2	4	0	1	2	0	20
02	Andrews, Jaylin		0-4	0-2	2-2	0	2	2	1	2	1	2	0	3	13
03	Johnson, Luke		0-0	0-0	0-0	0	0	0	0	0	0	0	0	0	2
05	Fives, James	g	1-6	1-4	2-2	1	2	3	2	5	5	0	0	1	26
10	Kostecka, Andrew	g	10-17	1-4	2-3	1	3	4	4	23	2	1	0	0	33
11	Bradsher, Brandon		0-0	0-0	0-0	0	0	0	0	0	0	0	0	0	2
14	Champion, Chuck	g	4-10	2-6	0-0	1	2	3	2	10	5	3	0	1	29
15	Norton, Sam		0-2	0-0	0-0	0	1	1	1	0	0	1	0	0	11
21	Norton, Ethan		0-0	0-0	0-0	0	0	0	0	0	0	0	0	0	2
22	Ochiaka, Casmir		0-0	0-0	2-2	0	0	0	0	2	0	0	0	0	2
23	Holcombe, Brent		6-10	0-1	0-1	5	6	11	1	12	2	1	0	1	19
24	Dornik, Jan		0-0	0-0	0-0	0	0	0	0	0	0	1	0	0	2
25	Jones, Kenneth		0-3	0-3	0-0	0	1	1	2	0	1	2	0	0	17
	Team					2	1	3							
	Totals		24-62	5-25	10-13	12	21	33	18	63	22	14	2	6	200

FG % 1st Half: 16-33 48.5% 2nd half: 8-29 27.6% Game: 24-62 38.7%
3FG % 1st Half: 2-10 20.0% 2nd half: 3-15 20.0% Game: 5-25 20.0%
FT % 1st Half: 3-3 100.0 2nd half: 7-10 70.0% Game: 10-13 76.9%
Deadball Rebounds 1,1

Detroit Mercy 91 • 1-3

##	Player		Total FG-FGA	3-Ptr FG-FGA	FT-FTA	Reb Off	Def	Tot	PF	TP	A	TO	Blk	Stl	Min
00	DAVIS, Antoine	g	14-21	10-14	4-5	0	3	3	1	42	5	1	0	2	33
01	MOORE, Marquis		0-1	0-1	0-0	1	0	1	0	0	0	0	0	0	6
02	KNIGHT, Tra'Quan		5-9	0-0	0-0	3	3	6	2	10	3	1	0	1	29
04	HOLLAND, Jacob	g	0-0	0-0	0-0	0	0	0	1	0	0	1	0	0	7
10	NGUIDJOL, Boe		0-0	0-0	0-0	0	0	0	1	0	0	0	0	0	2
13	BRANDON, Chris		1-2	0-0	0-1	2	2	4	0	2	1	0	1	1	17
14	KING, Derrien	f	6-13	4-7	1-1	0	4	4	3	17	2	3	1	1	34
21	HAMRICK, Lamar		2-7	1-3	0-0	3	3	6	1	5	2	1	2	1	19
23	MCFOLLEY, Josh	g	4-8	2-3	2-3	0	3	3	3	12	4	1	0	1	30
25	BLACKSHEAR, Gerald	f	1-1	0-0	1-2	2	7	9	2	3	0	2	1	0	21
35	GORMAN, Jordan		0-1	0-0	0-0	0	0	0	0	0	0	0	0	0	2
	Team					1	3	4				1			
	Totals		33-63	17-28	8-12	12	28	40	14	91	17	11	5	7	200

FG % 1st Half: 13-32 40.6% 2nd half: 20-31 64.5% Game: 33-63 52.4%
3FG % 1st Half: 6-16 37.5% 2nd half: 11-12 91.7% Game: 17-28 60.7%
FT % 1st Half: 4-7 57.1% 2nd half: 4-5 80.0% Game: 8-12 66.7%
Deadball Rebounds 0

Officials: Lamont Simpson, Keith Lewis, Lewis Garrison
Technical fouls: Loyola-None. Detroit Mercy-None.
Attendance: 1343

Score by periods	1st	2nd	Total
Loyola	37	26	**63**
Detroit Mercy	36	55	**91**

Points	In Paint	Off T/O	2nd Chance	Fast Break	Bench
LOYOLA	38	11	10	10	16
DETMER	26	19	14	16	17

Last FG - LOYOLA 2nd-03:30, DETMERCY 2nd-01:11.
Largest lead - LOYOLA by 5 1st-15:57, DETMERCY by 28 2nd-01:11.
LOYOLA led for 07:16. DETMERCY led for 30:24. Game was tied for 02:20.
Score tied - 6 times.
Lead changed - 9 times.

Official Basketball Box Score -- Game Totals -- Final Statistics
Bowling Green vs Detroit Mercy
11/20/18 7:35 PM at Calihan Hall - Detroit, Mich.

Bowling Green 67 • 3-3

##	Player		Total FG-FGA	3-Ptr FG-FGA	FT-FTA	Reb Off	Def	Tot	PF	TP	A	TO	Blk	Stl	Min
00	Laster,Michael		1-5	0-1	2-2	1	3	4	1	4	5	1	0	0	19
01	Wiggins,Demajeo	f	5-14	0-0	3-4	2	7	9	2	13	0	0	0	0	24
02	Mattos,Tayler		0-2	0-0	0-0	0	0	0	2	0	0	0	0	0	5
03	Fields,Caleb		2-6	1-4	0-0	1	2	3	2	5	0	0	0	0	21
05	Frye,Dylan	g	5-12	3-9	0-0	1	2	3	4	13	1	2	1	0	27
10	Turner,Justin	g	5-14	0-4	1-2	0	1	1	0	11	2	2	0	2	37
11	Lillard,Antwon	g	0-3	0-1	0-0	1	1	2	4	0	5	2	0	0	19
13	Uju,Jeffrey	f	1-3	0-1	0-0	2	1	3	0	2	0	2	0	0	6
21	Kulackovskis,Matiss		4-8	1-2	0-0	1	3	4	2	9	0	1	1	0	13
22	Sierra,Marlon		0-1	0-0	0-0	0	1	1	0	0	0	0	0	0	4
25	Plowden,Daeqwon		4-6	0-1	2-2	6	7	13	1	10	0	1	3	0	25
	Team					3	1	4							
	Totals		27-74	5-23	8-10	18	29	47	18	67	13	11	5	2	200

FG % 1st Half: 11-39 28.2% 2nd half: 16-35 45.7% Game: 27-74 36.5%
3FG % 1st Half: 1-12 8.3% 2nd half: 4-11 36.4% Game: 5-23 21.7%
FT % 1st Half: 4-6 66.7% 2nd half: 4-4 100.0 Game: 8-10 80.0%
Deadball Rebounds 2

Detroit Mercy 82 • 2-3

##	Player		Total FG-FGA	3-Ptr FG-FGA	FT-FTA	Reb Off	Def	Tot	PF	TP	A	TO	Blk	Stl	Min
00	DAVIS, Antoine	g	11-21	8-12	2-2	0	6	6	3	32	6	4	0	0	38
02	KNIGHT, Tra'Quan		0-2	0-2	3-6	0	3	3	0	3	0	1	1	0	12
04	HOLLAND, Jacob	g	1-2	1-1	0-0	0	0	0	1	3	0	1	1	1	12
10	NGUIDJOL, Boe		3-4	0-0	0-0	1	3	4	1	6	0	0	1	1	13
11	LONG, Cole		0-0	0-0	0-0	0	0	0	1	0	0	0	0	0	2
13	BRANDON, Chris		0-0	0-0	0-0	0	1	1	1	0	0	0	3	0	9
14	KING, Derrien	f	4-8	4-6	2-2	0	7	7	0	14	2	1	1	2	36
21	HAMRICK, Lamar		1-4	0-1	0-0	0	2	2	0	2	2	1	0	1	20
23	MCFOLLEY, Josh	g	4-12	2-5	8-10	0	3	3	1	18	1	1	0	0	37
25	BLACKSHEAR, Gerald	f	1-2	0-0	2-2	2	3	5	4	4	0	0	1	2	18
35	GORMAN, Jordan		0-0	0-0	0-2	0	0	0	0	0	0	0	0	0	1
55	GJYSMA, Musial		0-0	0-0	0-0	0	0	0	0	0	0	0	0	0	2
	Team					1	3	4							
	Totals		25-55	15-27	17-24	4	31	35	12	82	11	9	8	7	200

FG % 1st Half: 13-25 52.0% 2nd half: 12-30 40.0% Game: 25-55 45.5%
3FG % 1st Half: 9-16 56.3% 2nd half: 6-11 54.5% Game: 15-27 55.6%
FT % 1st Half: 11-13 84.6% 2nd half: 6-11 54.5% Game: 17-24 70.8%
Deadball Rebounds 2

Officials: Chad Barlow, Andy O'Brien, Jason Mirabito
Technical fouls: Bowling Green-None. Detroit Mercy-None.
Attendance: 1367
GOTPRINT.COM LEGENDS CLASSIC - DETROIT SUBREGIONAL ROUND - GAME 4
MVP - A. Davis (UDM); All-Tournament Team - A. Davis (UDM), D. King (UDM), J. Turner (BG), A. Kostecka (Loyola), J. Marrow (Hampton)

Score by periods	1st	2nd	Total
Bowling Green	27	40	**67**
Detroit Mercy	46	36	**82**

Points	In Paint	Off T/O	2nd Chance	Fast Break	Bench
BGSU	36	11	19	4	28
DETMER	14	21	5	9	11

Last FG - BGSU 2nd-00:20, DETMERCY 2nd-01:10.
Largest lead - BGSU None, DETMERCY by 25 2nd-18:16.
BGSU led for 00:00. DETMERCY led for 39:09. Game was tied for 00:51.
Score tied - 1 time.
Lead changed - 0 times.

Official Basketball Box Score -- Game Totals -- Final Statistics
Detroit Mercy vs Eastern Michigan
11-24-18 2:00 p.m. at Ypsilanti, Mich. (Convocation Center)

Detroit Mercy 78 • 3-3

##	Player		Total FG-FGA	3-Ptr FG-FGA	FT-FTA	Reb Off	Def	Tot	PF	TP	A	TO	Blk	Stl	Min
00	DAVIS, Antoine	g	8-23	6-12	2-2	2	5	7	1	24	7	2	0	1	40
04	HOLLAND, Jacob	g	1-5	1-1	3-4	0	0	0	1	6	0	1	0	0	8
10	NGUIDJOL, Boe		1-2	0-0	0-0	1	0	1	2	2	0	1	0	0	13
11	LONG, Cole		6-8	1-1	0-0	1	2	3	1	13	1	0	0	0	18
13	BRANDON, Chris		1-3	0-0	1-2	2	3	5	1	3	2	1	1	2	25
14	KING, Derrien	f	1-7	1-5	1-1	2	3	5	5	4	3	0	0	1	36
21	HAMRICK, Lamar		1-2	0-1	0-0	0	0	0	0	2	0	0	0	0	5
23	MCFOLLEY, Josh	g	6-10	6-10	2-3	0	6	6	2	20	6	1	1	2	40
25	BLACKSHEAR, Gerald	f	1-2	0-0	2-2	1	0	1	5	4	0	1	1	0	15
	Team					3	3	6							
	Totals		26-62	15-30	11-14	12	22	34	18	78	19	7	3	6	200

FG % 1st Half: 11-30 36.7% 2nd half: 15-32 46.9% Game: 26-62 41.9%
3FG % 1st Half: 7-12 58.3% 2nd half: 8-18 44.4% Game: 15-30 50.0%
FT % 1st Half: 5-6 83.3% 2nd half: 6-8 75.0% Game: 11-14 78.6%
Deadball Rebounds 1

Eastern Michigan 74 • 4-3

##	Player		Total FG-FGA	3-Ptr FG-FGA	FT-FTA	Reb Off	Def	Tot	PF	TP	A	TO	Blk	Stl	Min
02	THOMPSON IV, James	f	10-11	0-0	4-7	6	8	14	2	24	0	1	0	1	40
03	JACKSON, Paul	g	5-12	0-3	0-1	1	3	4	5	10	2	1	0	0	30
05	MINNIE, Elijah	f	1-9	0-7	0-0	1	3	4	1	2	4	3	0	1	20
10	ELLISON, Malik		1-2	1-2	0-0	0	0	0	1	3	0	0	0	0	8
12	TOURE, Boubacar	c	5-7	0-0	2-4	9	5	14	2	12	0	0	4	0	34
21	MCADOO, Kevin		2-9	2-6	2-4	0	0	0	3	8	4	4	0	2	27
22	SILVER, Tariq		1-5	1-1	0-0	0	1	1	0	3	1	1	0	0	9
23	PARRIS, Damari	g	1-4	1-4	0-0	1	1	2	1	3	3	0	0	0	16
31	GROCE, Ty		2-8	1-4	4-6	2	2	4	1	9	4	0	0	0	15
32	GREEN, Isaiah		0-0	0-0	0-0	0	0	0	0	0	0	0	0	0	1
	Team					3	2	5							
	Totals		28-67	6-27	12-22	23	25	48	16	74	18	10	4	4	200

FG % 1st Half: 14-38 36.8% 2nd half: 14-29 48.3% Game: 28-67 41.8%
3FG % 1st Half: 2-15 13.3% 2nd half: 4-12 33.3% Game: 6-27 22.2%
FT % 1st Half: 3-4 75.0% 2nd half: 9-18 50.0% Game: 12-22 54.5%
Deadball Rebounds 4,1

Officials: Tim Stewart, Jeff Spedoske, Edwin Young
Technical fouls: Detroit Mercy-MCFOLLEY, Josh. Eastern Michigan-None.
Attendance: 1226
EMU #2 flagrant I with 18:18 to play in the second half
UDM #23 technical foul with 16:33 to go in second half
EMU #3 fouled out at 2:40 in the second half
UDM #25 fouled out with 1:41 to play, #14 fouled out with 1:15 to go

Score by periods	1st	2nd	Total
Detroit Mercy	34	44	**78**
Eastern Michigan	33	41	**74**

Points	In Paint	Off T/O	2nd Chance	Fast Break	Bench
DETMER	18	13	14	8	20
EMU	44	9	18	4	23

Last FG - DETMERCY 2nd-00:16, EMU 2nd-00:00.
Largest lead - DETMERCY by 9 2nd-02:22, EMU by 10 1st-11:42.
DETMERCY led for 19:23. EMU led for 17:04. Game was tied for 03:33.
Score tied - 5 times.
Lead changed - 4 times.

Official Basketball Box Score -- Game Totals -- Final Statistics
Kent St. vs Detroit Mercy
11/28/18 7:00 pm at Detroit, Mich. (Calihan Hall)

Kent St. 76 • 6-1

##	Player		Total FG-FGA	3-Ptr FG-FGA	FT-FTA	Reb Off	Def	Tot	PF	TP	A	TO	Blk	Stl	Min
25	Philip Whittington	f	2-4	0-0	0-2	2	2	4	1	4	0	3	0	0	21
00	Jalen Avery	g	0-9	0-8	3-4	0	2	2	0	3	5	0	0	2	37
01	C.J. Williamson	g	1-3	0-0	2-2	0	2	2	5	4	4	2	0	1	14
04	Antonio Williams	g	4-9	3-6	2-2	1	4	5	1	13	4	2	0	3	37
13	Mitch Peterson	g	2-4	0-1	0-0	2	4	6	0	4	2	2	0	1	20
02	BJ Duling		2-3	0-0	0-0	1	3	4	1	4	0	0	1	0	10
03	Akiean Frederick		2-5	0-0	2-2	6	1	7	2	6	1	1	0	0	20
11	Kain Harris		0-1	0-1	0-0	1	0	1	1	0	0	1	0	0	3
15	Anthony Roberts		0-0	0-0	2-3	0	1	1	4	2	0	1	0	0	5
23	Jaylin Walker		10-24	7-15	9-9	3	3	6	1	36	0	2	0	0	33
	Team					4	5	9							
	Totals		23-62	10-31	20-24	20	27	47	16	76	16	14	1	7	200

FG % 1st Half: 14-30 46.7% 2nd half: 9-32 28.1% Game: 23-62 37.1%
3FG % 1st Half: 7-16 43.8% 2nd half: 3-15 20.0% Game: 10-31 32.3%
FT % 1st Half: 4-7 57.1% 2nd half: 16-17 94.1% Game: 20-24 83.3%
Deadball Rebounds 2

Detroit Mercy 72 • 3-4

##	Player		Total FG-FGA	3-Ptr FG-FGA	FT-FTA	Reb Off	Def	Tot	PF	TP	A	TO	Blk	Stl	Min
14	KING, Derrien	f	4-12	3-8	2-2	1	5	6	0	13	0	1	0	1	36
25	BLACKSHEAR, Gerald	f	3-4	0-0	0-0	4	0	4	1	6	0	0	0	2	18
00	DAVIS, Antoine	g	10-25	3-10	7-7	1	1	2	2	30	1	4	0	2	40
04	HOLLAND, Jacob	g	1-3	0-0	2-4	0	1	1	0	4	1	0	0	0	15
23	MCFOLLEY, Josh	g	1-9	0-5	0-1	0	0	0	3	2	3	0	2	4	33
11	LONG, Cole		1-2	0-0	0-0	0	3	3	4	2	0	1	0	0	13
13	BRANDON, Chris		6-6	0-0	0-0	5	1	6	3	12	0	0	1	1	22
21	HAMRICK, Lamar		0-3	0-1	3-4	3	6	9	4	3	4	4	0	1	23
	Team					1	3	4							
	Totals		26-64	6-24	14-18	15	20	35	17	72	9	10	3	11	200

FG % 1st Half: 12-32 37.5% 2nd half: 14-32 43.8% Game: 26-64 40.6%
3FG % 1st Half: 2-9 22.2% 2nd half: 4-15 26.7% Game: 6-24 25.0%
FT % 1st Half: 6-7 85.7% 2nd half: 8-11 72.7% Game: 14-18 77.8%
Deadball Rebounds 0,1

Officials: John Floyd,Scott Siville,Bart Wegenke
Technical fouls: Kent St.-None. Detroit Mercy-None.
Attendance: 1170

Score by periods	1st	2nd	Total
Kent St.	39	37	**76**
Detroit Mercy	32	40	**72**

Points	In Paint	Off T/O	2nd Chance	Fast Break	Bench
KENT	24	17	6	24	48
DETMER	28	18	25	21	17

Last FG - KENT 2nd-00:53, DETMERCY 2nd-01:36.
Largest lead - KENT by 12 1st-16:22, DETMERCY by 8 2nd-03:18.
KENT led for 33:00. DETMERCY led for 06:05. Game was tied for 00:55.
Score tied - 3 times.
Lead changed - 4 times.

Official Basketball Box Score -- Game Totals -- Final Statistics
DETROIT MERCY vs Akron Zips
12/1/18 5:00 PM at Akron, Ohio (James A. Rhodes Arena)

DETROIT MERCY 59 • 3-5

##	Player		Total FG-FGA	3-Ptr FG-FGA	FT-FTA	Reb Off	Def	Tot	PF	TP	A	TO	Blk	Stl	Min
00	DAVIS, Antoine	*	9-26	4-14	5-6	0	2	2	3	27	2	2	0	2	39
01	MOORE, Marquis	*	1-6	0-3	0-0	2	4	6	2	2	0	0	0	0	25
04	HOLLAND, Jacob	*	0-2	0-1	0-0	0	0	0	0	0	0	0	0	0	3
13	BRANDON, Chris	*	0-0	0-0	0-0	3	0	3	5	0	1	1	0	1	17
14	KING, Derrien	*	0-5	0-3	0-0	0	4	4	1	0	1	0	1	0	26
10	NGUIDJOL, Boe		1-1	0-0	0-1	2	4	6	2	2	0	1	1	1	16
11	LONG, Cole		0-0	0-0	0-0	0	0	0	1	0	0	0	0	0	2
21	HAMRICK, Lamar		3-7	3-5	0-2	2	2	4	2	9	0	0	0	1	25
23	MCFOLLEY, Josh		6-17	2-9	5-5	1	6	7	4	19	0	2	1	2	37
25	BLACKSHEAR, Gerald		0-2	0-0	0-0	1	2	3	2	0	0	1	0	0	10
	Team					3	0	3	1						
	Totals		20-66	9-35	10-14	14	24	38	23	59	4	7	3	7	200

FG % 1st Half: 9-29 31.0% 2nd half: 11-37 29.7% Game: 20-66 30.3%
3FG % 1st Half: 5-16 31.3% 2nd half: 4-19 21.1% Game: 9-35 25.7%
FT % 1st Half: 2-4 50.0% 2nd half: 8-10 80.0% Game: 10-14 71.4%
Deadball Rebounds 2

Akron Zips 71 • 6-2

##	Player		Total FG-FGA	3-Ptr FG-FGA	FT-FTA	Reb Off	Def	Tot	PF	TP	A	TO	Blk	Stl	Min
00	IVEY, Jimond	*	10-12	1-2	4-4	3	10	13	1	25	5	2	1	1	35
01	JACKSON, Loren Crist	*	1-7	1-5	5-6	0	2	2	4	8	6	1	1	0	33
03	UTOMI, Daniel	*	5-17	2-8	1-2	1	6	7	3	13	1	2	3	0	34
11	BANKS, Channel	*	3-9	2-4	2-5	1	4	5	2	10	2	1	0	1	27
23	SAYLES, Jaden	*	1-1	0-0	0-0	0	2	2	1	2	0	3	1	0	18
04	CHEESE, Tyler		2-4	1-1	3-5	1	6	7	1	8	4	4	0	0	26
05	TOLES, LePear		0-0	0-0	0-0	0	0	0	0	0	0	0	0	0	2
13	ROSCOE, Jeremy		1-4	1-4	0-0	1	0	1	2	3	0	0	0	0	11
22	OLOJAKPOKE, Emmanu		1-2	0-0	0-0	1	2	3	2	2	0	0	0	0	14
	Team					3	2	5							
	Totals		24-56	8-24	15-22	11	34	45	16	71	18	13	6	2	200

FG % 1st Half: 10-29 34.5% 2nd half: 14-27 51.9% Game: 24-56 42.9%
3FG % 1st Half: 5-14 35.7% 2nd half: 3-10 30.0% Game: 8-24 33.3%
FT % 1st Half: 0-0 0.0% 2nd half: 15-22 68.2% Game: 15-22 68.2%
Deadball Rebounds 4

Officials: Donnie Eppley, Dan Dorian, Bobby Daw
Technical fouls: DETROIT MERCY-None. Akron Zips-TEAM.
Attendance: 2364

Score by periods	1st	2nd	Total
DETROIT MERCY	25	34	**59**
Akron Zips	25	46	**71**

Points	In Paint	Off T/O	2nd Chance	Fast Break	Bench
DETMER	20	12	13	0	30
AKR	24	6	9	0	13

Last FG - DETMERCY 2nd-00:41, AKR 2nd-01:38.
Largest lead - DETMERCY by 5 1st-06:16, AKR by 15 2nd-01:38.
DETMERCY led for 10:27. AKR led for 21:26. Game was tied for 08:07.
Score tied - 8 times.
Lead changed - 8 times.

Official Basketball Box Score -- Game Totals -- Final Statistics
Detroit Mercy vs Dayton
12/04/18 7:00 pm at Dayton, Ohio (UD Arena)

Detroit Mercy 59 • 3-6

##	Player		Total FG-FGA	3-Ptr FG-FGA	FT-FTA	Reb Off	Def	Tot	PF	TP	A	TO	Blk	Stl	Min
14	KING, Derrien	f	2-9	1-4	0-0	0	4	4	2	5	2	2	0	1	35
25	BLACKSHEAR, Gerald	f	0-0	0-0	0-0	2	2	4	2	0	2	0	0	2	19
00	DAVIS, Antoine	g	6-23	3-14	3-3	0	4	4	2	18	4	3	0	0	38
04	HOLLAND, Jacob	g	2-5	1-2	2-2	1	0	1	3	7	0	2	0	1	14
23	MCFOLLEY, Josh	g	2-7	1-4	0-0	0	0	0	1	5	2	1	0	1	23
01	MOORE, Marquis		0-0	0-0	0-0	1	0	1	0	0	0	0	0	0	3
10	NGUIDJOL, Boe		0-0	0-0	0-0	1	0	1	3	0	0	1	0	0	16
11	LONG, Cole		0-1	0-1	0-0	0	0	0	0	0	0	0	0	0	3
13	BRANDON, Chris		0-1	0-0	0-0	1	2	3	3	0	1	0	1	0	12
15	KNIGHT, Tra'Quan		4-6	0-0	0-2	0	0	0	2	8	0	0	0	1	14
21	HAMRICK, Lamar		7-13	2-7	0-2	2	1	3	2	16	2	2	0	3	21
35	GORMAN, Jordan		0-0	0-0	0-0	0	0	0	0	0	0	0	0	0	1
55	GJYSMA, Musial		0-0	0-0	0-0	0	0	0	0	0	0	0	0	0	1
	Team					2	2	4							
	Totals		23-65	8-32	5-9	10	15	25	20	59	13	11	1	9	200

FG % 1st Half: 10-30 33.3% 2nd half: 13-35 37.1% Game: 23-65 35.4%
3FG % 1st Half: 7-19 36.8% 2nd half: 1-13 7.7% Game: 8-32 25.0%
FT % 1st Half: 2-2 100.0 2nd half: 3-7 42.9% Game: 5-9 55.6%
Deadball Rebounds 2

Dayton 98 • 5-3

##	Player		Total FG-FGA	3-Ptr FG-FGA	FT-FTA	Reb Off	Def	Tot	PF	TP	A	TO	Blk	Stl	Min
00	Josh Cunningham	f	7-11	0-0	6-8	1	3	4	1	20	1	2	0	0	24
33	Ryan Mikesell	f	3-4	2-3	2-2	1	4	5	0	10	3	1	1	1	25
03	Trey Landers	g	2-2	1-1	3-4	1	5	6	2	8	5	1	0	0	27
04	Jordan Davis	g	5-9	1-5	2-3	0	4	4	1	13	7	2	1	2	30
10	Jalen Crutcher	g	6-10	4-8	0-0	0	4	4	2	16	6	3	0	2	31
01	Obi Toppin		10-13	0-0	2-2	2	9	11	1	22	3	1	0	0	25
02	Frankie Policelli		1-2	0-0	0-2	0	1	1	1	2	4	1	0	1	16
23	Jack Westerfield		1-1	1-1	0-0	0	0	0	0	3	0	1	0	0	2
35	Dwayne Cohill		2-2	0-0	0-1	0	1	1	1	4	1	3	0	0	18
52	Camron Greer		0-0	0-0	0-0	0	1	1	0	0	0	0	0	0	1
53	Christian Wilson		0-0	0-0	0-0	0	0	0	0	0	0	0	0	0	1
	Team					3	2	5							
	Totals		37-54	9-18	15-22	8	34	42	9	98	30	15	2	6	200

FG % 1st Half: 20-28 71.4% 2nd half: 17-26 65.4% Game: 37-54 68.5%
3FG % 1st Half: 5-9 55.6% 2nd half: 4-9 44.4% Game: 9-18 50.0%
FT % 1st Half: 4-7 57.1% 2nd half: 11-15 73.3% Game: 15-22 68.2%
Deadball Rebounds 1

Officials: Terry Wymer,Matt Potter,Tony Chiazza
Technical fouls: Detroit Mercy-None. Dayton-TEAM.
Attendance: 12700

Score by periods	1st	2nd	Total
Detroit Mercy	29	30	**59**
Dayton	49	49	**98**

Points	In Paint	Off T/O	2nd Chance	Fast Break	Bench
DETMER	22	20	11	13	24
DAYTON	54	17	13	17	31

Last FG - DETMERCY 2nd-02:51, DAYTON 2nd-00:38.
Largest lead - DETMERCY by 3 1st-17:50, DAYTON by 39 2nd-00:38.
DETMERCY led for 01:41. DAYTON led for 36:39. Game was tied for 01:40.
Score tied - 2 times.
Lead changed - 6 times.

2018-19 BOX SCORES

Official Basketball Box Score -- Game Totals -- Final Statistics
Detroit Mercy vs Toledo
12/05/18 7:00 pm at Toledo, Ohio (Savage Arena)

Detroit Mercy 57 • 3-7

##	Player		Total FG-FGA	3-Ptr FG-FGA	FT-FTA	Rebounds Off	Def	Tot	PF	TP	A	TO	Blk	Stl	Min
13	BRANDON, Chris	f	0-0	0-0	0-0	2	2	4	2	0	0	0	1	0	19
14	KING, Derrien	f	1-8	1-2	0-0	1	1	2	1	3	2	2	1	1	23
24	CURRY, Harrison	f	6-18	1-5	3-4	0	3	3	1	16	0	1	2	0	27
00	DAVIS, Antoine	g	7-26	5-10	0-2	3	3	6	2	19	4	2	0	0	34
02	KNIGHT, Tra'Quan	g	1-3	0-0	0-2	1	2	3	1	2	1	1	0	2	26
04	HOLLAND, Jacob		3-7	0-0	1-2	1	1	2	3	7	0	0	1	1	19
10	NGUIDJOL, Boe		1-1	0-0	0-0	0	0	0	2	2	0	0	0	0	6
23	MCFOLLEY, Josh		2-5	1-4	0-0	0	0	0	4	5	2	0	0	0	30
25	BLACKSHEAR, Gerald		1-1	0-0	1-1	1	2	3	1	3	0	1	2	0	12
35	GORMAN, Jordan		0-0	0-0	0-0	0	0	0	1	0	0	0	0	0	0+
55	GJYSMA, Musial		0-0	0-0	0-0	0	0	0	1	0	0	0	0	0	4
	Team					1	5	6							
	Totals		22-69	8-21	5-11	10	19	29	19	57	9	7	7	4	200

FG % 1st Half: 11-35 31.4% 2nd half: 11-34 32.4% Game: 22-69 31.9%
3FG % 1st Half: 4-11 36.4% 2nd half: 4-10 40.0% Game: 8-21 38.1%
FT % 1st Half: 1-2 50.0% 2nd half: 4-9 44.4% Game: 5-11 45.5%
Deadball Rebounds 3

Toledo 101 • 8-1

##	Player		Total FG-FGA	3-Ptr FG-FGA	FT-FTA	Rebounds Off	Def	Tot	PF	TP	A	TO	Blk	Stl	Min
23	Willie Jackson	f	4-11	0-1	4-4	3	12	15	0	12	3	1	0	0	25
35	Nate Navigato	f	6-10	5-7	2-2	0	5	5	0	19	6	1	0	0	24
30	Luke Knapke	c	2-3	0-0	4-4	3	6	9	2	8	3	1	1	0	25
03	Marreon Jackson	g	4-11	3-8	2-2	0	5	5	3	13	4	1	0	0	25
13	Jaelan Sanford	g	4-9	1-6	0-0	1	1	2	0	9	3	3	0	0	28
00	James Gordon IV		1-1	0-0	0-0	0	1	1	1	2	0	0	1	0	2
11	Spencer Littleson		5-8	3-6	1-2	1	1	2	4	14	2	1	1	1	17
15	AJ Edu		2-4	0-1	2-3	1	6	7	0	6	1	1	2	0	14
20	Matt Schaffer		0-0	0-0	0-0	0	0	0	0	0	0	0	0	0	2
21	Dylan Alderson		1-2	0-1	0-0	0	1	1	0	2	0	0	0	0	15
22	Blake Williams		0-0	0-0	0-0	0	0	0	0	0	0	0	0	0	2
32	Chris Darrington		4-5	2-3	6-6	2	0	2	2	16	4	0	0	1	19
41	Logan Hill		0-0	0-0	0-0	0	1	1	0	0	1	0	0	0	2
	Team					3	1	4							
	Totals		33-64	14-33	21-23	14	40	54	12	101	27	9	5	2	200

FG % 1st Half: 19-35 54.3% 2nd half: 14-29 48.3% Game: 33-64 51.6%
3FG % 1st Half: 8-18 44.4% 2nd half: 6-15 40.0% Game: 14-33 42.4%
FT % 1st Half: 3-3 100.0% 2nd half: 18-20 90.0% Game: 21-23 91.3%
Deadball Rebounds 0

Officials: Tim Stewart,Chris Beaver,Lamont Simpson
Technical fouls: Detroit Mercy-None. Toledo-None.
Attendance: 3629

Score by periods	1st	2nd	Total
Detroit Mercy	27	30	**57**
Toledo	49	52	**101**

Points	In Paint	Off T/O	2nd Chance	Fast Break	Bench
DETMER	26	4	4	1	17
TOLEDO	36	12	19	15	40

Last FG - DETMERCY 2nd-01:18, TOLEDO 2nd-00:30.
Largest lead - DETMERCY None, TOLEDO by 44 2nd-00:30.
DETMERCY led for 00:00. TOLEDO led for 39:32. Game was tied for 00:27.
Score tied - 0 times.
Lead changed - 0 times.

Official Basketball Box Score -- Game Totals -- Final Statistics
Ohio vs Detroit Mercy
12/15/18 1:00 pm at Detroit, Mich. (Calihan Hall)

Ohio 63 • 6-3

##	Player		Total FG-FGA	3-Ptr FG-FGA	FT-FTA	Rebounds Off	Def	Tot	PF	TP	A	TO	Blk	Stl	Min
01	Jason Carter	f	6-14	0-0	8-9	1	1	2	4	20	0	3	2	0	32
45	Doug Taylor	f	4-7	0-0	1-4	6	7	13	5	9	0	0	1	2	29
00	Jason Preston	g	3-4	0-0	0-0	1	3	4	1	6	6	5	0	1	30
04	Teyvion Kirk	g	5-11	1-1	5-10	1	6	7	4	16	3	8	0	2	31
23	Antonio Cowart Jr.	g	1-2	1-2	0-2	0	5	5	3	3	1	3	0	2	31
03	James Gollon		0-0	0-0	0-0	1	0	1	0	0	0	0	0	0	3
05	Ben Vander Plas		2-6	2-5	0-0	1	1	2	1	6	1	1	2	0	18
10	Connor Murrell		1-2	1-1	0-0	0	1	1	0	3	1	0	0	0	5
22	Gavin Block		0-5	0-5	0-0	0	3	3	2	0	2	1	1	0	21
	Team					2	2	4							
	Totals		22-51	5-14	14-25	13	29	42	20	63	14	21	6	7	200

FG % 1st Half: 13-28 46.4% 2nd half: 9-23 39.1% Game: 22-51 43.1%
3FG % 1st Half: 3-8 37.5% 2nd half: 2-6 33.3% Game: 5-14 35.7%
FT % 1st Half: 7-9 77.8% 2nd half: 7-16 43.8% Game: 14-25 56.0%
Deadball Rebounds 6

Detroit Mercy 61 • 3-7

##	Player		Total FG-FGA	3-Ptr FG-FGA	FT-FTA	Rebounds Off	Def	Tot	PF	TP	A	TO	Blk	Stl	Min
14	KING, Derrien	f	2-6	2-3	2-2	0	2	2	4	8	0	1	0	3	22
24	CURRY, Harrison	f	5-11	1-5	1-1	2	2	4	2	12	0	4	1	1	27
00	DAVIS, Antoine	g	6-21	3-11	4-4	0	3	3	3	19	2	2	0	1	36
02	KNIGHT, Tra'Quan	g	1-4	0-0	4-8	0	0	0	3	6	2	1	0	2	19
23	MCFOLLEY, Josh	g	2-5	1-2	2-2	1	3	4	3	7	2	1	0	3	26
01	MOORE, Marquis		0-0	0-0	2-3	0	2	2	2	2	0	1	0	1	20
04	HOLLAND, Jacob		0-0	0-0	0-2	0	0	0	0	0	0	1	0	1	6
10	NGUIDJOL, Boe		0-0	0-0	0-0	1	1	2	1	0	0	2	0	0	3
11	LONG, Cole		0-1	0-0	0-0	1	1	2	0	0	0	0	0	0	2
13	BRANDON, Chris		3-5	0-1	0-2	4	5	9	2	6	1	0	1	0	26
21	HAMRICK, Lamar		0-1	0-0	0-0	0	0	0	0	0	0	0	0	0	5
25	BLACKSHEAR, Gerald		0-0	0-0	1-2	0	0	0	0	1	0	1	0	0	8
	Team					0	1	1							
	Totals		19-54	7-22	16-26	9	20	29	20	61	7	14	2	12	200

FG % 1st Half: 11-25 44.0% 2nd half: 8-29 27.6% Game: 19-54 35.2%
3FG % 1st Half: 5-13 38.5% 2nd half: 2-9 22.2% Game: 7-22 31.8%
FT % 1st Half: 3-4 75.0% 2nd half: 13-22 59.1% Game: 16-26 61.5%
Deadball Rebounds 6,1

Officials: Todd Sossan,Keith Lewis,Edward Phillips
Technical fouls: Ohio-None. Detroit Mercy-None.
Attendance: 1656

Score by periods	1st	2nd	Total
Ohio	36	27	**63**
Detroit Mercy	30	31	**61**

Points	In Paint	Off T/O	2nd Chance	Fast Break	Bench
OHIO	30	19	9	7	9
DETMER	20	23	12	25	9

Last FG - OHIO 2nd-00:46, DETMERCY 2nd-01:14.
Largest lead - OHIO by 19 2nd-12:21, DETMERCY by 6 1st-15:45.
OHIO led for 26:22. DETMERCY led for 11:24. Game was tied for 02:14.
Score tied - 4 times.
Lead changed - 3 times.

Official Basketball Box Score -- Game Totals -- Final Statistics
Detroit Mercy vs Xavier
12/21/18 7 p.m. at Cincinnati, Ohio (Cintas Center)

Detroit Mercy 55 • 3-9

##	Player		Total FG-FGA	3-Ptr FG-FGA	FT-FTA	Rebounds Off	Def	Tot	PF	TP	A	TO	Blk	Stl	Min
13	BRANDON, Chris	f	1-4	0-0	0-0	4	2	6	2	2	0	1	0	1	34
24	CURRY, Harrison	f	1-9	0-2	0-0	2	0	2	1	2	1	0	0	0	15
00	DAVIS, Antoine	g	8-24	3-13	0-0	1	3	4	4	19	1	2	0	2	34
14	KING, Derrien	g	4-10	3-7	2-2	1	7	8	1	13	0	1	0	2	33
23	MCFOLLEY, Josh	g	4-13	0-4	1-2	2	1	3	4	9	6	2	0	4	32
01	MOORE, Marquis		0-1	0-1	2-3	0	0	0	1	2	0	1	0	0	11
02	KNIGHT, Tra'Quan		0-0	0-0	0-0	0	0	0	0	0	1	1	0	0	3
04	HOLLAND, Jacob		0-0	0-0	0-0	0	0	0	1	0	0	0	0	0	1
11	LONG, Cole		0-1	0-0	0-0	1	1	2	1	0	0	0	0	1	9
15	RILEY JR., Darrell		0-1	0-0	0-0	0	2	2	0	0	1	1	0	0	5
21	HAMRICK, Lamar		0-0	0-0	0-0	0	0	0	0	0	0	0	0	0	3
25	BLACKSHEAR, Gerald		4-5	0-0	0-2	3	3	6	3	8	0	2	0	1	20
	Team					2	0	2				1			
	Totals		22-68	6-27	5-9	16	19	35	18	55	10	12	0	11	200

FG % 1st Half: 10-30 33.3% 2nd half: 12-38 31.6% Game: 22-68 32.4%
3FG % 1st Half: 2-12 16.7% 2nd half: 4-15 26.7% Game: 6-27 22.2%
FT % 1st Half: 4-5 80.0% 2nd half: 1-4 25.0% Game: 5-9 55.6%
Deadball Rebounds 3

Xavier 69 • 8-5

##	Player		Total FG-FGA	3-Ptr FG-FGA	FT-FTA	Rebounds Off	Def	Tot	PF	TP	A	TO	Blk	Stl	Min
32	WELAGE, Ryan	f	6-13	3-8	1-2	0	4	4	1	16	2	0	1	0	34
35	HANKINS, Zach	f	5-9	0-0	2-2	4	7	11	2	12	4	3	6	0	35
01	SCRUGGS, Paul	g	3-7	1-1	2-2	2	3	5	2	9	3	8	2	2	30
02	CASTLIN, Kyle	g	0-3	0-1	2-2	1	4	5	0	2	2	0	0	1	26
03	GOODIN, Quentin	g	6-12	2-4	8-13	3	6	9	3	22	9	5	0	3	39
04	HARDEN, Elias		0-0	0-0	2-2	0	0	0	0	2	0	0	0	0	8
10	SCHRAND, Leighton		0-0	0-0	0-0	0	0	0	0	0	0	0	0	0	1
11	KENNEDY, Keonte		2-5	2-5	0-0	0	4	4	0	6	0	0	0	0	21
12	JAMES, Dontarius		0-1	0-0	0-0	1	1	2	1	0	0	0	0	0	6
	Team					1	2	3							
	Totals		22-50	8-19	17-23	12	31	43	9	69	20	16	9	6	200

FG % 1st Half: 11-26 42.3% 2nd half: 11-24 45.8% Game: 22-50 44.0%
3FG % 1st Half: 6-14 42.9% 2nd half: 2-5 40.0% Game: 8-19 42.1%
FT % 1st Half: 4-8 50.0% 2nd half: 13-15 86.7% Game: 17-23 73.9%
Deadball Rebounds 3

Officials: Pat Driscoll, Ron Groover and Alfred Smith
Technical fouls: Detroit Mercy-None. Xavier-None.
Attendance: 10224

Score by periods	1st	2nd	Total
Detroit Mercy	26	29	**55**
Xavier	32	37	**69**

Points	In Paint	Off T/O	2nd Chance	Fast Break	Bench
DETMER	24	21	15	5	10
XU	24	16	11	6	8

Last FG - DETMERCY 2nd-00:48, XU 2nd-05:33.
Largest lead - DETMERCY by 1 1st-04:36, XU by 17 2nd-04:28.
DETMERCY led for 00:16. XU led for 38:53. Game was tied for 00:51.
Score tied - 1 time.
Lead changed - 2 times.

DETROIT MERCY BASKETBALL

Detroit Mercy Combined Team Statistics (as of Dec 23, 2018)

All games

RECORD:	OVERALL	HOME	AWAY	NEUTRAL
ALL GAMES	3-9	2-2	1-7	0-0
CONFERENCE	0-0	0-0	0-0	0-0
NON-CONFERENCE	3-9	2-2	1-7	0-0

					Total		3-Point		F-Throw		Rebounds											
##	Player	gp-gs	min	avg	fg-fga	fg%	3fg-fga	3fg%	ft-fta	ft%	off	def	tot	avg	pf	dq	a	to	blk	stl	pts	avg
00	DAVIS, Antoine	12-12	446	37.2	109-278	.392	60-146	.411	34-40	.850	7	37	44	3.7	28	0	39	36	0	11	312	26.0
23	MCFOLLEY, Josh	12-10	398	33.2	46-120	.383	22-62	.355	31-41	.756	7	27	34	2.8	31	0	37	19	4	26	145	12.1
24	CURRY, Harrison	3-3	69	23.0	12-38	.316	2-12	.167	4-5	.800	4	5	9	3.0	4	0	1	5	3	1	30	10.0
14	KING, Derrien	12-10	352	29.3	29-96	.302	20-51	.392	12-13	.923	5	43	48	4.0	21	1	16	17	4	14	90	7.5
21	HAMRICK, Lamar	11-2	178	16.2	20-50	.400	8-25	.320	4-11	.364	12	16	28	2.5	16	0	13	11	2	12	52	4.7
02	KNIGHT, Tra'Quan	9-2	137	15.2	11-29	.379	0-5	.000	12-28	.429	8	16	24	2.7	11	0	8	6	1	8	34	3.8
13	BRANDON, Chris	12-5	259	21.6	20-32	.625	0-1	.000	5-12	.417	27	31	58	4.8	26	1	6	6	11	7	45	3.8
25	BLACKSHEAR, Gerald	12-8	218	18.2	16-26	.615	0-0	.000	11-21	.524	23	29	52	4.3	31	1	3	13	6	10	43	3.6
04	HOLLAND, Jacob	12-6	120	10.0	11-35	.314	3-9	.333	8-14	.571	4	5	9	0.8	14	0	2	8	2	4	33	2.8
11	LONG, Cole	9-0	60	6.7	8-15	.533	2-3	.667	0-2	.000	5	8	13	1.4	12	0	1	2	0	1	18	2.0
10	NGUIDJOL, Boe	9-0	74	8.2	6-8	.750	0-0	.000	0-2	.000	6	10	16	1.8	15	0	0	6	2	2	12	1.3
01	MOORE, Marquis	6-2	70	11.7	1-11	.091	0-6	.000	4-6	.667	5	6	11	1.8	5	0	0	2	0	1	6	1.0
35	GORMAN, Jordan	4-0	4	1.0	0-1	.000	0-0	.000	0-2	.000	0	0	0	0.0	1	0	0	0	0	0	0	0.0
15	RILEY JR., Darrell	1-0	5	5.0	0-1	.000	0-0	.000	0-0	.000	0	2	2	2.0	0	0	1	1	0	0	0	0.0
55	GJYSMA, Musial	4-0	10	2.5	0-0	.000	0-0	.000	0-0	.000	0	0	0	0.0	3	0	0	0	0	0	0	0.0
	Team										21	26	47		1			2				
	Total.....	12	2400		289-740	.391	117-320	.366	125-197	.635	134	261	395	32.9	219	3	127	134	35	97	820	68.3
	Opponents.....	12	2400		329-724	.454	96-291	.330	184-255	.722	174	351	525	43.8	195	3	234	168	49	61	938	78.2

TEAM STATISTICS	DETMERCY	OPP
SCORING	820	938
Points per game	68.3	78.2
Scoring margin	-9.8	-
FIELD GOALS-ATT	289-740	329-724
Field goal pct	.391	.454
3 POINT FG-ATT	117-320	96-291
3-point FG pct	.366	.330
3-pt FG made per game	9.8	8.0
FREE THROWS-ATT	125-197	184-255
Free throw pct	.635	.722
F-Throws made per game	10.4	15.3
REBOUNDS	395	525
Rebounds per game	32.9	43.8
Rebounding margin	-10.8	-
ASSISTS	127	234
Assists per game	10.6	19.5
TURNOVERS	134	168
Turnovers per game	11.2	14.0
Turnover margin	+2.8	-
Assist/turnover ratio	0.9	1.4
STEALS	97	61
Steals per game	8.1	5.1
BLOCKS	35	49
Blocks per game	2.9	4.1
ATTENDANCE	5536	44331
Home games-Avg/Game	4-1384	8-5541
Neutral site-Avg/Game	-	0-0

Score by Periods	1st	2nd	Totals
Detroit Mercy	376	444	820

Date	Opponent		Score	Att.
11/06/18	at Western Michigan	L	76-89	1798
11/09/18	at Temple	L	67-83	4649
11/12/18	at Butler	L	63-84	7741
11/19/18	LOYOLA	W	91-63	1343
11/20/18	BOWLING GREEN	W	82-67	1367
11-24-18	at Eastern Michigan	W	78-74	1226
11/28/18	KENT ST.	L	72-76	1170
12/1/18	at Akron Zips	L	59-71	2364
12/04/18	at Dayton	L	59-98	12700
12/05/18	at Toledo	L	57-101	3629
12/15/18	OHIO	L	61-63	1656
12/21/18	at Xavier	L	55-69	10224

* - Conference game

DETROIT MERCY BASKETBALL

Detroit Mercy Season/Career Statistics (as of Dec 23, 2018)

All games

	SEASON STATISTICS										CAREER STATISTICS									
SUMMARY	gp-gs	min/g	fg%	3fg%	ft%	r/g	a/g	stl	blk	pts/g	gp-gs	min/g	fg%	3fg%	ft%	r/g	a/g	stl	blk	pts/g
DAVIS, Antoine	12-12	37.2	.392	.411	.850	3.7	3.3	11	0	26.0	12-12	37.2	.392	.411	.850	3.7	3.3	11	0	26.0
MCFOLLEY, Josh	12-10	33.2	.383	.355	.756	2.8	3.1	26	4	12.1	105-79	26.4	.398	.351	.762	2.1	2.3	172	10	11.3
CURRY, Harrison	3-3	23.0	.316	.167	.800	3.0	0.3	1	3	10.0	3-3	23.0	.316	.167	.800	3.0	0.3	1	3	10.0
KING, Derrien	12-10	29.3	.302	.392	.923	4.0	1.3	14	4	7.5	12-10	29.3	.302	.392	.923	4.0	1.3	14	4	7.5
HAMRICK, Lamar	11-2	16.2	.400	.320	.364	2.5	1.2	12	2	4.7	11-2	16.2	.400	.320	.364	2.5	1.2	12	2	4.7
KNIGHT, Tra'Quan	9-2	15.2	.379	.000	.429	2.7	0.9	8	1	3.8	9-2	15.2	.379	.000	.429	2.7	0.9	8	1	3.8
BRANDON, Chris	12-5	21.6	.625	.000	.417	4.8	0.5	7	11	3.8	12-5	21.6	.625	.000	.417	4.8	0.5	7	11	3.8
BLACKSHEAR, Gerald	12-8	18.2	.615	.000	.524	4.3	0.3	10	6	3.6	92-37	15.0	.598	.000	.515	3.8	0.3	38	41	4.3
HOLLAND, Jacob	12-6	10.0	.314	.333	.571	0.8	0.2	4	2	2.8	12-6	10.0	.314	.333	.571	0.8	0.2	4	2	2.8
LONG, Cole	9-0	6.7	.533	.667	.000	1.4	0.1	1	0	2.0	69-22	13.4	.347	.269	.673	2.2	0.8	20	28	2.8
NGUIDJOL, Boe	9-0	8.2	.750	.000	.000	1.8	0.0	2	2	1.3	9-0	8.2	.750	.000	.000	1.8	0.0	2	2	1.3
MOORE, Marquis	6-2	11.7	.091	.000	.667	1.8	0.0	1	0	1.0	6-2	11.7	.091	.000	.667	1.8	0.0	1	0	1.0
GJYSMA, Musial	4-0	2.5	.000	.000	.000	0.0	0.0	0	0	0.0	4-0	2.5	.000	.000	.000	0.0	0.0	0	0	0.0
RILEY JR., Darrell	1-0	5.0	.000	.000	.000	2.0	1.0	0	0	0.0	1-0	5.0	.000	.000	.000	2.0	1.0	0	0	0.0
GORMAN, Jordan	4-0	1.0	.000	.000	.000	0.0	0.0	0	0	0.0	4-0	1.0	.000	.000	.000	0.0	0.0	0	0	0.0

SCORING	fg-fga	fg%	3fg-fga	3fg%	ft-fta	ft%	pts	pts/g	fg-fga	fg%	3fg-fga	3fg%	ft-fta	ft%	pts	pts/g
DAVIS, Antoine	109-278	.392	60-146	.411	34-40	.850	312	26.0	109-278	.392	60-146	.411	34-40	.850	312	26.0
MCFOLLEY, Josh	46-120	.383	22-62	.355	31-41	.756	145	12.1	382-960	.398	189-538	.351	230-302	.762	1183	11.3
CURRY, Harrison	12-38	.316	2-12	.167	4-5	.800	30	10.0	12-38	.316	2-12	.167	4-5	.800	30	10.0
KING, Derrien	29-96	.302	20-51	.392	12-13	.923	90	7.5	29-96	.302	20-51	.392	12-13	.923	90	7.5
HAMRICK, Lamar	20-50	.400	8-25	.320	4-11	.364	52	4.7	20-50	.400	8-25	.320	4-11	.364	52	4.7
KNIGHT, Tra'Quan	11-29	.379	0-5	.000	12-28	.429	34	3.8	11-29	.379	0-5	.000	12-28	.429	34	3.8
BRANDON, Chris	20-32	.625	0-1	.000	5-12	.417	45	3.8	20-32	.625	0-1	.000	5-12	.417	45	3.8
BLACKSHEAR, Gerald	16-26	.615	0-0	.000	11-21	.524	43	3.6	162-271	.598	0-0	.000	70-136	.515	394	4.3
HOLLAND, Jacob	11-35	.314	3-9	.333	8-14	.571	33	2.8	11-35	.314	3-9	.333	8-14	.571	33	2.8
LONG, Cole	8-15	.533	2-3	.667	0-2	.000	18	2.0	69-199	.347	21-78	.269	35-52	.673	194	2.8
NGUIDJOL, Boe	6-8	.750	0-0	.000	0-2	.000	12	1.3	6-8	.750	0-0	.000	0-2	.000	12	1.3
MOORE, Marquis	1-11	.091	0-6	.000	4-6	.667	6	1.0	1-11	.091	0-6	.000	4-6	.667	6	1.0
GJYSMA, Musial	0-0	.000	0-0	.000	0-0	.000	0	0.0	0-0	.000	0-0	.000	0-0	.000	0	0.0
RILEY JR., Darrell	0-1	.000	0-0	.000	0-0	.000	0	0.0	0-1	.000	0-0	.000	0-0	.000	0	0.0
GORMAN, Jordan	0-1	.000	0-0	.000	0-2	.000	0	0.0	0-1	.000	0-0	.000	0-2	.000	0	0.0

TOTALS	o-reb	d-reb	t-reb	pf	fo	ast	to	a/to	o-reb	d-reb	t-reb	pf	fo	ast	to	a/to
DAVIS, Antoine	7	37	44	28	0	39	36	1.1	7	37	44	28	0	39	36	1.1
MCFOLLEY, Josh	7	27	34	31	0	37	19	1.9	40	179	219	275	10	245	191	1.3
CURRY, Harrison	4	5	9	4	0	1	5	0.2	4	5	9	4	0	1	5	0.2
KING, Derrien	5	43	48	21	1	16	17	0.9	5	43	48	21	1	16	17	0.9
HAMRICK, Lamar	12	16	28	16	0	13	11	1.2	12	16	28	16	0	13	11	1.2
KNIGHT, Tra'Quan	8	16	24	11	0	8	6	1.3	8	16	24	11	0	8	6	1.3
BRANDON, Chris	27	31	58	26	1	6	6	1.0	27	31	58	26	1	6	6	1.0
BLACKSHEAR, Gerald	23	29	52	31	1	3	13	0.2	141	206	347	243	8	30	97	0.3
HOLLAND, Jacob	4	5	9	14	0	2	8	0.3	4	5	9	14	0	2	8	0.3
LONG, Cole	5	8	13	12	0	1	2	0.5	55	100	155	120	1	54	43	1.3
NGUIDJOL, Boe	6	10	16	15	0	0	6	0.0	6	10	16	15	0	0	6	0.0
MOORE, Marquis	5	6	11	5	0	0	2	0.0	5	6	11	5	0	0	2	0.0
GJYSMA, Musial	0	0	0	3	0	0	0	0.0	0	0	0	3	0	0	0	0.0
RILEY JR., Darrell	0	2	2	0	0	1	1	1.0	0	2	2	0	0	1	1	1.0
GORMAN, Jordan	0	0	0	1	0	0	0	0.0	0	0	0	1	0	0	0	0.0

2018-19 Game-by-Game Comparisons

HORIZON LEAGUE

DETROIT MERCY BASKETBALL

Detroit Mercy Team Game-by-Game Comparison (as of Dec 23, 2018)

All games

Opponent	1st	2nd	Score	Mar	Total FG	FG Pct	3-Pointers	3FG Pct	Free Throws	FT Pct	Rebounds		Assist	T/Over	Block	Steal	Fouls
Western Michigan	28/45	48/44	76-89	(13)	25-70/31-66	.357/.470	11-33/8-24	.333/.333	15-27/19-28	.556/.679	38/56	(18)	10/20	9/15	1/5	7/3	22/21
Temple	41/37	26/46	67-83	(16)	25-52/29-62	.481/.468	9-25/11-27	.360/.407	8-13/14-20	.615/.700	27/38	(11)	12/18	19/17	2/2	8/11	16/18
Butler	22/40	41/44	63-84	(21)	23-52/29-56	.442/.518	6-16/7-26	.375/.269	11-20/19-23	.550/.826	30/30	-	6/18	18/13	0/2	8/5	20/22
LOYOLA	36/37	55/26	91-63	+28	33-63/24-62	.524/.387	17-28/5-25	.607/.200	8-12/10-13	.667/.769	40/33	+7	17/22	11/14	5/2	7/6	14/18
BOWLING GREEN	46/27	36/40	82-67	+15	25-55/27-74	.455/.365	15-27/5-23	.556/.217	17-24/8-10	.708/.800	35/47	(12)	11/13	9/11	8/5	7/2	12/18
Eastern Michigan	34/33	44/41	78-74	+4	26-62/28-67	.419/.418	15-30/6-27	.500/.222	11-14/12-22	.786/.545	34/48	(14)	19/18	7/10	3/4	6/4	18/16
KENT ST.	32/39	40/37	72-76	(4)	26-64/23-62	.406/.371	6-24/10-31	.250/.323	14-18/20-24	.778/.833	35/47	(12)	9/16	10/14	3/1	11/7	17/16
Akron Zips	25/25	34/46	59-71	(12)	20-66/24-56	.303/.429	9-35/8-24	.257/.333	10-14/15-22	.714/.682	38/45	(7)	4/18	7/13	3/6	7/2	23/16
Dayton	29/49	30/49	59-98	(39)	23-65/37-54	.354/.685	8-32/9-18	.250/.500	5-9/15-22	.556/.682	25/42	(17)	13/30	11/15	1/2	9/6	20/9
Toledo	27/49	30/52	57-101	(44)	22-69/33-64	.319/.516	8-21/14-33	.381/.424	5-11/21-23	.455/.913	29/54	(25)	9/27	7/9	7/5	4/2	19/12
OHIO	30/36	31/27	61-63	(2)	19-54/22-51	.352/.431	7-22/5-14	.318/.357	16-26/14-25	.615/.560	29/42	(13)	7/14	14/21	2/6	12/7	20/20
Xavier	26/32	29/37	55-69	(14)	22-68/22-50	.324/.440	6-27/8-19	.222/.421	5-9/17-23	.556/.739	35/43	(8)	10/20	12/16	0/9	11/6	18/9

Note: Game totals are displayed in the format TEAM/OPPONENT for each category

2018-19 NCAA STATS

Statistic	National Rank	Conference Rank	Value	National Leader	Value	Conference Leader	Value
3-pt Field Goal Attempts (351 ranked)	56	7	320	Savannah St.	600	Youngstown St.	383
Assist Turnover Ratio (351 ranked)	222	8	0.95	Virginia	1.87	Oakland	1.61
Assists Per Game (351 ranked)	330	10	10.6	TCU	21.2	Oakland	18.2
Blocked Shots Per Game (351 ranked)	221	8	2.9	Duke	8.0	Northern Ky.	4.0
Defensive Rebounds per Game (351 ranked)	334	9	21.75	Oklahoma	32.75	Green Bay	27.92
Fewest Fouls (351 ranked)	177	2	219	UT Martin	153	Wright St.	200
Fewest Turnovers (351 ranked)	41	1	134	Virginia	87	Detroit Mercy	134
Field-Goal Percentage (351 ranked)	336	10	39.1	Gonzaga	53.3	UIC	48.1
Field-Goal Percentage Defense (351 ranked)	270	7	45.4	Texas Tech	32.8	Northern Ky.	38.4
Free Throw Attempts (351 ranked)	298	10	197	Central Mich.	370	IUPUI	311
Free Throws Made (351 ranked)	318	10	125	Iowa	265	IUPUI	218
Free-Throw Percentage (351 ranked)	319	9	63.5	Incarnate Word	80.2	Milwaukee	77.9
Offensive Rebounds Per Game (351 ranked)	112	2	11.17	Portland St.	20.27	Youngstown St.	15.08
Personal Fouls Per Game (351 ranked)	173	3	18.3	Michigan	13.4	Wright St.	15.4
Rebound Margin (351 ranked)	350	10	-10.8	ETSU	14.1	Youngstown St.	3.5
Scoring Defense (351 ranked)	303	6	78.2	Virginia	50.3	Northern Ky.	65.2
Scoring Margin (351 ranked)	326	10	-9.8	Duke	27.8	Northern Ky.	12.8
Scoring Offense (351 ranked)	300	10	68.3	The Citadel	99.5	Green Bay	84.2
Steals Per Game (351 ranked)	54	2	8.1	FIU	12.4	Green Bay	8.8
Three Pt FG Defense (351 ranked)	157	7	33.0	Texas Tech	24.1	Northern Ky.	28.0
Three-Point Field Goals Per Game (351 ranked)	32	4	9.8	The Citadel	14.1	Oakland	11.1
Three-Point Field-Goal Percentage (351 ranked)	88	4	36.6	Indiana St.	45.8	Oakland	42.9
Total 3-point FGM (350 ranked)	37	7	117	Savannah St.	171	Oakland	144
Total Assists (351 ranked)	321	10	127	Gonzaga	257	Oakland	237
Total Blocks (351 ranked)	215	9	35	Duke	96	Northern Ky.	52
Total Rebounds (351 ranked)	268	9	395	ETSU	605	Youngstown St.	538
Total Rebounds Per Game (351 ranked)	309	9	32.92	Portland St.	46.09	Youngstown St.	41.38
Total Steals (351 ranked)	56	2	97	FIU	149	Green Bay	115
Turnover Margin (343 ranked)	62	2	2.8	FIU	7.7	Green Bay	4.6
Turnovers Forced (351 ranked)	179	5	14.00	FIU	22.75	Green Bay	16.85
Turnovers Per Game (351 ranked)	27	1	11.2	Virginia	7.9	Detroit Mercy	11.2
Won-Lost Percentage (350 ranked)	317	10	25.0	5 teams tied	100.0	Northern Ky.	76.9

Statistic	Player	National Rank	Conference Rank	Value	National Leader	Value	Conference Leader	Value
3-pt Field Goal Attempts (240 ranked)	Antoine Davis	2	1	146	Jordan Lyons, Furman	148	Antoine Davis, Detroit Mercy	146
Assist Turnover Ratio (250 ranked)	Josh McFolley	151	6	1.95	Justin Jenifer, Cincinnati	8.83	Cole Gentry, Wright St.	4.00
Assists Per Game (245 ranked)					Ja Morant, Murray St.	9.3	Tarkus Ferguson, UIC	5.4
Blocked Shots Per Game (235 ranked)					Kylor Kelley, Oregon St.	4.09	Olamide Pedersen, Youngstown St.	1.46
Defensive Rebounds per Game (250 ranked)					Jordan Murphy, Minnesota	9.08	Drew McDonald, Northern Ky.	7.85
Double Doubles (153 ranked)					Mike Daum, South Dakota St.	10	Drew McDonald, Northern Ky. Loudon Love, Wright St.	6 6
Field-Goal Percentage (250 ranked)					Tristan Clark, Baylor	76.8	Jordan Blount, UIC	56.9
Free Throw Attempts (248 ranked)					Justin James, Wyoming	119	Drew McDonald, Northern Ky.	78
Free Throws Made (248 ranked)					Mike Daum, South Dakota St.	96	Camron Justice, IUPUI	67
Free-Throw Percentage (249 ranked)	Antoine Davis	84	3	85.0	Desure Buie, Hofstra Lindy Waters, III, Oklahoma St.	94.6 94.6	Darius Roy, Milwaukee	88.4
Minutes Per Game (250 ranked)	Antoine Davis Josh McFolley	11 182	1 7	37:10 33:02	Darnell Edge, Fairleigh Dickinson	39:04	Antoine Davis, Detroit Mercy	37:10
Offensive Rebounds Per Game (247 ranked)	Chris Brandon	211	4	2.25	Cyril Langevine, Rhode Island	4.56	Naz Bohannon, Youngstown St.	4.08
Points Per Game (247 ranked)	Antoine Davis	3	1	26.0	Chris Clemons, Campbell	30.5	Antoine Davis, Detroit Mercy	26.0
Rebounds Per Game (250 ranked)					Jordan Murphy, Minnesota	12.9	Drew McDonald, Northern Ky.	9.5
Steals Per Game (231 ranked)	Josh McFolley	35	1	2.17	Jacob Gilyard, Richmond	3.50	Josh McFolley, Detroit Mercy	2.17
Three-Point Field Goals Per Game (248 ranked)	Antoine Davis	2	1	5.00	Matt Frierson, The Citadel	5.09	Antoine Davis, Detroit Mercy	5.00
Three-Point Field-Goal Percentage (149 ranked)	Antoine Davis	80	2	41.1	Noah Baumann, San Jose St.	57.1	Jaevin Cumberland, Oakland	45.3
Total 3-point FGM (244 ranked)	Antoine Davis	1	1	60	Antoine Davis, Detroit Mercy	60	Antoine Davis, Detroit Mercy	60
Total Assists (246 ranked)					Josh Perkins, Gonzaga	100	Tarkus Ferguson, UIC	70
Total Blocks (228 ranked)					Brandon Gilbeck, Western Ill.	51	Olamide Pedersen, Youngstown St.	19
Total Field Goal Attempts (244 ranked)	Antoine Davis	1	1	278	Antoine Davis, Detroit Mercy	278	Antoine Davis, Detroit Mercy	278
Total Field Goals Made (243 ranked)	Antoine Davis	8	2	109	Mike Daum, South Dakota St.	125	Xavier Hill-Mais, Oakland	113
Total Minutes (250 ranked)	Antoine Davis Josh McFolley	47 210	3 14	446:04 396:33	Skyler Flatten, South Dakota St.	552:18	Jaevin Cumberland, Oakland	478:55
Total Points (250 ranked)	Antoine Davis	6	1	312	Mike Daum, South Dakota St.	379	Antoine Davis, Detroit Mercy	312
Total Rebounds (250 ranked)					Mike Daum, South Dakota St. Jeromy Rodriguez, ETSU	164 164	Drew McDonald, Northern Ky.	124
Total Steals (243 ranked)	Josh McFolley	38	2	26	Brian Beard Jr., FIU	41	Sandy Cohen III, Green Bay	28
Triple Doubles (1 ranked)					16 players tied	1	Tarkus Ferguson, UIC Drew McDonald, Northern Ky.	1 1