

# HOCKEY

UNIVERSITY OF DENVER

# RECORD BOOK





# YEAR-BY-YEAR SEASON RECORDS

YEAR	COACH	OVERALL	CONF.	HOME	ROAD	NEUTRAL	GF-GA
		W-L-T (PCT.)	W-L-T (PCT.)	W-L-T (PCT.)	W-L-T (PCT.)	W-L-T (PCT.)	
1949-50	Vern Turner	4-13-0 (.235)		2-11-0 (.154)	2-2-0 (.500)		55-210
1950-51	Vern Turner	11-11-1 (.500)		7-7-1 (.500)	4-4-0 (.500)		134-111
1951-52	Neil Celley	18-6-1 (.740)	9-3-0 (.750)	14-4-1 (.763)	4-2-0 (.667)		146-94
1952-53	Neil Celley	17-6-1 (.729)	10-6-0 (.625)	13-2-1 (.844)	4-4-0 (.500)		142-79
1953-54	Neil Celley	16-9-0 (.640)	7-7-0 (.500)	14-6-0 (.700)	3-3-0 (.500)		165-106
1954-55	Neil Celley	18-11-1 (.617)	8-9-1 (.472)	13-6-1 (.675)	5-5-0 (.500)		175-110
1955-56	Neil Celley	12-11-3 (.519)	6-8-2 (.438)	9-6-1 (.594)	3-5-2 (.400)		130-84
1956-57	Murray Armstrong	12-14-2 (.464)	6-11-1 (.361)	13-7-1 (.643)	0-7-1 (.063)		121-105
<b>1957-58</b>	<b>Murray Armstrong</b>	<b>24-10-2 (.694)</b>	<b>12-10-0 (.545)</b>	<b>19-2-2 (.870)</b>	<b>6-8-0 (.429)</b>	<b>2-0-0 (1.000)</b>	<b>171-115</b>
1958-59	Murray Armstrong	22-5-1 (.804)	No League Play	20-2-0 (.909)	2-3-1 (.417)	1-0-0 (1.000)	194-86
<b>1959-60</b>	<b>Murray Armstrong</b>	<b>27-4-3 (.838)</b>	<b>17-4-1 (.795)</b>	<b>15-2-2 (.842)</b>	<b>12-2-1 (.833)</b>	<b>3-0-0 (1.000)</b>	<b>204-88</b>
<b>1960-61</b>	<b>Murray Armstrong</b>	<b>30-1-1 (.953)</b>	<b>17-1-0 (.944)</b>	<b>23-0-1 (.979)</b>	<b>7-1-0 (.875)</b>		<b>242-59</b>
1961-62	Murray Armstrong	17-11-2 (.600)	11-7-0 (.611)	12-4-2 (.722)	5-7-0 (.417)	0-2-0 (.000)	144-111
1962-63	Murray Armstrong	23-9-1 (.712)	12-6-0 (.667)	19-3-1 (.848)	4-6-0 (.400)	1-1-0 (.500)	156-102
1963-64	Murray Armstrong	20-7-4 (.710)	7-2-1 (.750)	16-4-3 (.761)	4-3-1 (.563)	1-3-0 (.250)	141-76
1964-65	Murray Armstrong	18-8-2 (.679)	4-7-1 (.375)	14-3-2 (.789)	4-5-0 (.444)		144-74
1965-66	Murray Armstrong	18-11-3 (.609)	10-7-3 (.575)	11-6-2 (.632)	7-5-1 (.571)	1-1-0 (.500)	137-100
1966-67	Murray Armstrong	22-8-0 (.733)	11-5-0 (.688)	16-3-0 (.842)	6-5-0 (.545)	1-1-0 (.500)	153-89
<b>1967-68</b>	<b>Murray Armstrong</b>	<b>28-5-1 (.838)</b>	<b>15-3-0 (.833)</b>	<b>19-0-0 (1.000)</b>	<b>9-5-1 (.633)</b>	<b>3-2-1 (.583)</b>	<b>183-65</b>
<b>1968-69</b>	<b>Murray Armstrong</b>	<b>26-6-0 (.813)</b>	<b>14-6-0 (.700)</b>	<b>16-2-0 (.889)</b>	<b>10-4-0 (.714)</b>	<b>4-0-0 (1.000)</b>	<b>160-71</b>
1969-70	Murray Armstrong	21-10-1 (.672)	13-8-1 (.614)	15-5-0 (.750)	6-5-1 (.542)		153-107
1970-71	Murray Armstrong	25-10-1 (.708)	15-7-0 (.681)	17-3-1 (.833)	8-7-0 (.533)	1-2-0 (.333)	182-142
1971-72	Murray Armstrong	27-11-0 (.711)	19-9-0 (.679)	18-4-0 (.818)	9-7-0 (.563)	0-2-0 (.000)	205-137
1972-73	Murray Armstrong	29-9-1 (.759)	20-8-0 (.714)	21-3-1 (.860)	7-6-0 (.538)	3-2-1 (.700)	208-116
1973-74	Murray Armstrong	22-13-3 (.618)	15-11-2 (.571)	17-3-1 (.833)	5-10-2 (.353)		171-156
1974-75	Murray Armstrong	12-23-1 (.347)	9-22-1 (.297)	7-12-0 (.368)	5-11-1 (.324)	1-0-0 (1.000)	138-190
1975-76	Murray Armstrong	16-23-0 (.410)	12-20-0 (.375)	13-11-0 (.542)	4-12-0 (.250)		165-175
1976-77	Murray Armstrong	21-17-2 (.550)	16-14-2 (.531)	15-6-1 (.705)	6-11-1 (.361)		206-187
1977-78	Marshall Johnston	33-6-1 (.836)	27-5-0 (.844)	18-2-1 (.881)	15-4-0 (.789)	2-0-0 (1.000)	235-140
1978-79	Marshall Johnston	20-20-3 (.500)	14-16-2 (.469)	13-4-1 (.750)	7-16-2 (.320)	3-2-0 (.600)	188-217
1979-80	Marshall Johnston	13-22-1 (.375)	8-17-1 (.327)	7-9-0 (.438)	6-13-1 (.325)	0-1-0 (.000)	141-169
1980-81	Marshall Johnston	23-15-2 (.600)	15-11-2 (.571)	14-9-0 (.609)	9-6-2 (.588)		178-147
1981-82	Ralph Backstrom	21-19-3 (.523)	9-15-2 (.385)	11-6-2 (.632)	10-13-1 (.438)		233-197
1982-83	Ralph Backstrom	15-22-0 (.405)	11-15-0 (.423)	8-8-0 (.500)	7-14-0 (.333)	0-2-0 (.000)	177-207
1983-84	Ralph Backstrom	14-25-0 (.359)	8-18-0 (.308)	8-10-0 (.444)	6-15-0 (.286)		182-203
1984-85	Ralph Backstrom	19-17-3 (.526)	16-15-3 (.515)	11-6-1 (.639)	8-11-2 (.429)		178-177
1985-86	Ralph Backstrom	34-13-1 (.719)	25-9-0 (.735)	21-6-1 (.768)	13-7-0 (.650)	0-2-0 (.000)	236-158
1986-87	Ralph Backstrom	19-18-3 (.513)	16-16-3 (.500)	10-8-3 (.548)	9-10-0 (.474)		182-172
1987-88	Ralph Backstrom	20-17-2 (.538)	19-14-2 (.571)	13-7-0 (.650)	7-10-2 (.421)		184-170
1988-89	Ralph Backstrom	22-19-2 (.535)	16-17-2 (.486)	11-7-1 (.605)	11-12-1 (.479)	1-1-0 (.500)	179-178
1989-90	Ralph Backstrom	18-24-0 (.429)	13-15-0 (.464)	9-10-0 (.474)	9-14-0 (.391)	0-2-0 (.000)	183-201
1990-91	Frank Serratore	6-30-2 (.184)	5-25-2 (.188)	3-13-2 (.222)	3-17-0 (.150)		109-224
1991-92	Frank Serratore	9-25-2 (.278)	8-22-2 (.281)	5-13-1 (.289)	4-12-1 (.265)		124-187
1992-93	Frank Serratore	19-17-2 (.526)	15-15-2 (.500)	10-6-2 (.611)	9-11-0 (.450)		143-158
1993-94	Frank Serratore	15-20-3 (.434)	11-18-3 (.391)	12-7-1 (.625)	3-13-2 (.222)	0-2-0 (.000)	146-155
1994-95	George Gwozdecky	25-15-2 (.619)	18-12-2 (.594)	12-6-0 (.667)	13-9-2 (.583)	1-3-0 (.250)	181-144
1995-96	George Gwozdecky	22-14-3 (.603)	17-12-3 (.578)	13-4-1 (.750)	8-8-2 (.500)		149-131
1996-97	George Gwozdecky	24-13-4 (.634)	17-11-4 (.594)	13-2-3 (.806)	8-9-1 (.472)	1-2-0 (.333)	163-122
1997-98	George Gwozdecky	11-25-2 (.316)	8-18-2 (.321)	4-12-0 (.250)	7-13-2 (.364)		127-167

## YEAR-BY-YEAR SEASON RECORDS

YEAR	COACH	OVERALL	CONF.	HOME	ROAD	NEUTRAL	GF-GA
		W-L-T (PCT.)	W-L-T (PCT.)	W-L-T (PCT.)	W-L-T (PCT.)	W-L-T (PCT.)	
1998-99	George Gwozdecky	26-13-2 (.659)	15-11-2 (.571)	15-5-1 (.738)	7-7-1 (.500)	2-1-0 (.667)	154-126
1999-00	George Gwozdecky	16-23-2 (.415)	9-18-1 (.339)	12-9-1 (.568)	4-14-1 (.237)		132-136
2000-01	George Gwozdecky	19-15-4 (.553)	14-11-3 (.554)	12-9-1 (.568)	7-6-3 (.531)		116-104
2001-02	George Gwozdecky	32-8-1 (.792)	21-6-1 (.768)	15-3-1 (.816)	12-4 (.750)	4-1-0 (.800)	158-86
2002-03	George Gwozdecky	21-14-6 (.585)	11-11-6 (.500)	13-5-2 (.700)	7-9-4 (.450)	1-0-0 (1.000)	152-102
<b>2003-04</b>	<b>George Gwozdecky</b>	<b>27-12-5 (.670)</b>	<b>13-10-5 (.554)</b>	<b>13-9-1 (.587)</b>	<b>8-3-4 (.667)</b>	<b>6-0-0 (1.000)</b>	<b>149-120</b>
<b>2004-05</b>	<b>George Gwozdecky</b>	<b>32-9-2 (.767)</b>	<b>19-7-2 (.714)</b>	<b>16-3-1 (.825)</b>	<b>10-5-1 (.656)</b>	<b>5-1-0 (.833)</b>	<b>174-110</b>
2005-06	George Gwozdecky	21-15-3 (.577)	17-8-3 (.661)	10-8-2 (.550)	11-7-1 (.605)		125-110
2006-07	George Gwozdecky	21-15-4 (.575)	13-11-4 (.536)	13-9-2 (.583)	7-6-2 (.533)	1-0-0 (1.000)	107-95
2007-08	George Gwozdecky	26-14-1 (.646)	16-11-1 (.589)	16-4-1 (.786)	8-9-0 (.471)	2-0-0 (1.000)	116-94
2008-09	George Gwozdecky	23-12-5 (.638)	16-8-4 (.643)	15-5-3 (.717)	7-5-2 (.571)	1-2-0 (.333)	132-96
2009-10	George Gwozdecky	27-10-4 (.707)	19-5-4 (.750)	15-3-3 (.786)	12-4-1 (.735)	0-3-0 (.000)	133-99
2010-11	George Gwozdecky	25-12-5 (.655)	17-8-3 (.661)	16-4-2 (.773)	7-6-3 (.531)	2-2-0 (.500)	136-113
2011-12	George Gwozdecky	25-14-4 (.628)	16-8-4 (.643)	14-6-2 (.682)	9-7-2 (.556)	2-1-0 (.667)	139-111
2012-13	George Gwozdecky	20-14-5 (.577)	14-9-5 (.589)	14-7-3 (.646)	6-6-2 (.500)	0-1-0 (.000)	131-108
2013-14	Jim Montgomery	20-16-6 (.548)	10-11-3 (.479)	10-7-1 (.583)	8-7-5 (.525)	2-2-0 (.500)	112-98
2014-15	Jim Montgomery	24-14-2 (.625)	13-10-1 (.563)	15-5-0 (.750)	6-7-2 (.467)	3-2-0 (.600)	131-99
2015-16	Jim Montgomery	25-10-6 (.682)	17-5-2 (.750)	14-2-3 (.816)	9-6-2 (.588)	2-2-1 (.500)	136-94
<b>2016-17</b>	<b>Jim Montgomery</b>	<b>33-7-4 (.795)</b>	<b>18-3-3 (.813)</b>	<b>16-3-2 (.810)</b>	<b>12-3-2 (.765)</b>	<b>5-1-0 (.833)</b>	<b>152-80</b>
2017-18	Jim Montgomery	23-10-8 (.659)	12-6-6 (.625)	13-5-3 (.690)	7-4-5 (.594)	3-1-0 (.750)	135-86
2018-19	David Carle	24-12-5 (.646)	11-10-3 (.521)	12-3-4 (.737)	9-7-1 (.559)	3-2-0 (.600)	116-83
2019-20*	David Carle	21-9-6 (.667)	11-8-5 (.563)	13-4-1 (.750)	8-5-5 (.583)		118-81
2020-21	David Carle	10-13-1 (.438)	9-12-1 (.432)	4-2-0 (.667)	2-4-0 (.333)	4-7-1 (.375)	67-66
<b>2021-22</b>	<b>David Carle</b>	<b>31-9-1 (.768)</b>	<b>18-6-0 (.750)</b>	<b>17-1-1 (.921)</b>	<b>10-7-0 (.588)</b>	<b>4-1-0 (.800)</b>	<b>175-93</b>
2022-23	David Carle	30-10-0 (.750)	19-5-0 (.792)	20-4-0 (.833)	10-4-0 (.714)	0-2-0 (.000)	150-86
<b>2023-24</b>	<b>David Carle</b>	<b>32-9-3 (.761)</b>	<b>15-7-2 (.667)</b>	<b>14-3-3 (.775)</b>	<b>12-6-0 (.667)</b>	<b>6-0-0 (1.000)</b>	<b>202-120</b>

\*NCAA cancelled all postseason play (COVID-19)

**Bold denotes national championship-winning season**

# YEAR-BY-YEAR RESULTS ('49-'55)

## 1949-50 (4-13-0)

Coach: Vern Turner

D 19	SASKATCHEWAN	L	17-0
D 20	SASKATCHEWAN	L	9-1
D 26	BROWN	L	16-3
D 27	BROWN	L	17-0
J 6	at Colorado College	L	16-0
J 7	at Colorado College	L	10-0
J 17	BRITISH COLUMBIA	L	14-1
J 18	BRITISH COLUMBIA	L	12-4
J 21	COLORADO COLLEGE	L	14-1
J 27	at Wyoming	W	8-7
J 28	at Wyoming	W	7-3
J 30	COLORADO COLLEGE	L	10-3
F 1	NORTH DAKOTA	L	18-3
F 18	WYOMING	W	10-6
F 20	WYOMING	W	6-2
M 10	ALBERTA	L	23-2
M 11	ALBERTA	L	8-1
M 13	DU FRESHMAN	L	8-5

## 1950-51 (11-11-1)

Coach: Vern Turner

D 1	BRANDON COLLEGE	T	4-4 OT
D 2	BRANDON COLLEGE	W	9-6
D 8	COLORADO COLLEGE	L	11-8
D 9	COLORADO COLLEGE	L	7-5
D 14	TORONTO	L	6-4
D 15	TORONTO	W	4-1
D 19	PRINCETON	W	7-3
D 22	at Wichita All-Stars	L	6-5
D 23	at Wichita All-Stars	W	8-2
J 1	MINNESOTA	L	10-4
J 2	MINNESOTA	W	4-3
J 12	at Colorado College	L	10-3
J 13	at Colorado College	L	8-4
J 26	WYOMING	W	16-0
J 27	WYOMING	W	5-2
F 6	MICHIGAN	L	5-4
F 7	MICHIGAN	W	5-3
F 27	at Michigan State	W	7-2
F 28	at Michigan State	W	7-2
M 2	at Michigan Tech	L	5-3
M 3	at Michigan Tech	W	9-3
M 5	ALBERTA	L	5-4
M 7	ALBERTA	L	7-5

## 1951-52 (18-6-1)

MCHL record: 9-3-0 (T-2nd)

Coach: Neil Celley

D 1	COLORADO COLLEGE	L	7-6
D 7	at Colorado College*	W	4-3
D 8	at Colorado College	L	7-3
D 20	at Michigan*	L	7-5
D 21	at Michigan*	W	5-4

D 25	YALE	W	4-3
D 26	YALE	W	5-1
D 28	SASKATCHEWAN	W	9-1
D 29	SASKATCHEWAN	W	5-3
J 1	MINNESOTA*	W	9-6
J 2	MINNESOTA	L	5-3
J 7	MICHIGAN STATE*	W	8-2
J 8	MICHIGAN STATE*	W	7-4
J 11	COLORADO COLLEGE*	L	5-0
J 12	COLORADO COLLEGE	W	5-4
F 1	at Minnesota*	W	6-1
F 2	at Minnesota*	W	6-5 OT
F 4	MICHIGAN TECH*	W	7-1
F 5	MICHIGAN TECH*	W	9-4
F 8	BRANDON	W	9-3
F 11	BRANDON	W	9-4
F 19	NORTH DAKOTA*	L	5-4
F 20	NORTH DAKOTA*	W	6-0
F 28	BRITISH COLUMBIA	W	8-5
F 29	BRITISH COLUMBIA	T	4-4

\* - MCHL game

## 1952-53 (17-6-1)

MCHL record: 10-6-0 (4th)

Coach: Neil Celley

D 3	TORONTO	W	7-2
D 4	TORONTO	W	8-3
D 22	MICHIGAN*	L	5-2
D 23	MICHIGAN*	W	5-4 OT
D 30	MICHIGAN STATE*	W	2-1 OT
D 31	MICHIGAN STATE*	W	5-1
J 2	MINNESOTA*	W	3-2
J 3	MINNESOTA*	L	3-2
J 9	at North Dakota*	L	4-3
J 10	at North Dakota*	L	2-1
J 16	at Colorado College*	W	11-4
J 17	at Colorado College*	W	4-2
J 30	SASKATCHEWAN	T	5-5 OT
J 31	SASKATCHEWAN	W	10-4
F 6	COLORADO COLLEGE*	W	4-3
F 7	COLORADO COLLEGE*	W	8-3
F 13	BRANDON	W	12-1
F 14	BRANDON	W	10-3
F 17	at Michigan Tech*	W	6-4
F 18	at Michigan Tech*	W	11-2
F 20	at Minnesota*	L	4-3
F 21	at Minnesota*	L	10-0
F 26	ALBERTA	W	10-4
F 27	ALBERTA	W	10-3

\* - MCHL game

## 1953-54 (16-9-0)

WIHL record: 7-7-0 (T-4th)

Coach: Neil Celley

D 5	DU ALUMNI (EX.)	W	6-5
D 10	EDMONTON OIL KINGS	L	8-5
D 11	EDMONTON OIL KINGS	L	3-2
D 19	at Colorado College*	W	7-5
D 25	NORTH DAKOTA*	L	9-5
D 26	NORTH DAKOTA*	L	7-2
D 29	HARVARD	W	16-2
D 30	HARVARD	W	10-3
J 1	DARTMOUTH	W	8-3
J 2	DARTMOUTH	W	8-1
J 5	MICHIGAN TECH*	W	15-1
J 6	MICHIGAN TECH*	W	7-1
J 15	COLORADO COLLEGE*	W	5-4
J 16	at Colorado College*	L	6-5
J 29	R.P.I.	W	8-3
F 1	R.P.I.	W	3-2
F 3	SASKATCHEWAN	W	3-1
F 5	at Michigan State*	W	3-2 OT
F 6	at Michigan State*	W	5-4
F 8	at Michigan*	L	11-4
F 9	at Michigan*	L	5-3
F 22	MINNESOTA*	L	7-3
F 23	MINNESOTA*	L	7-4
F 27	COLORADO COLLEGE*	W	6-2
M 3	BRITISH COLUMBIA	W	9-3
M 5	BRITISH COLUMBIA	W	13-1

\* - WIHL game

## 1954-55 (18-11-1)

WIHL record: 8-9-1 (T-4th)

Coach: Neil Celley

N 26	at G. Falls Americans	W	6-3
N 27	at G. Falls Americans	W	4-3
D 2	PRINCE ALBERT MINTOS	W	8-2
D 3	PRINCE ALBERT MINTOS	W	10-4
D 13	at North Dakota*	W	8-4
D 14	at North Dakota*	L	4-3
D 17	MICHIGAN STATE*	W	8-3
D 18	MICHIGAN STATE*	L	5-4
D 21	MICHIGAN*	L	2-1
D 22	MICHIGAN*	W	8-2
D 30	MINNESOTA*	T	3-3 OT
J 1	MINNESOTA*	L	8-7 OT
J 5	LETHBRIDGE NATIVE SONS	L	5-2
J 7	LETHBRIDGE NATIVE SONS	L	9-4
J 14	COLORADO COLLEGE*	L	3-1
J 15	at Colorado College*	L	6-4
J 18	at Michigan Tech*	L	4-1
J 19	at Michigan Tech*	L	4-3
J 21	at Minnesota*	L	7-3
J 22	at Minnesota*	W	6-5
J 26	NOTRE DAME (SK) HOUNDS	W	10-1

# YEAR-BY-YEAR RESULTS ('55-'60)

J 28	NOTRE DAME (SK) HOUNDS	W	5-3
F 5	NORTH DAKOTA*	W	9-2
F 7	NORTH DAKOTA*	W	7-1
F 18	COLORADO COLLEGE*	W	3-2
F 19	at Colorado College*	W	4-3 OT
F 25	GREAT FALLS AMER.	W	11-4
F 26	GREAT FALLS AMER.	W	12-3
M 3	ALBERTA	W	8-2
M 4	ALBERTA	W	12-3

\*- WIHL game

## 1955-56 (12-11-3)

WIHL record: 6-8-2 (T-5th)

Coach: Neil Celley

D 1	TORONTO	T	1-1 OT
D 2	TORONTO	W	3-0
D 13	at Michigan*	T	3-3 OT
D 14	at Michigan*	L	6-2
D 16	at Michigan State*	W	7-1
D 17	at Michigan State*	L	4-3
D 26	MICHIGAN TECH*	L	4-2
D 27	MICHIGAN TECH*	L	4-0
D 29	SPOKANE FLYERS	L	5-3
D 30	SPOKANE FLYERS	L	5-3
J 5	NORTH DAKOTA*	W	6-3
J 5	NORTH DAKOTA*	W	3-1
J 11	SASKATCHEWAN	W	14-1
J 13	SASKATCHEWAN	W	2-1
J 20	COLORADO COLLEGE*	L	2-0
J 21	at Colorado College*	L	8-1
F 3	at Minnesota*	T	3-3 OT
F 4	at Minnesota*	W	5-1
F 6	at North Dakota*	L	6-2
F 7	at North Dakota*	L	8-6
F 9	REGINA PATS	W	7-5
F 10	REGINA PATS	L	6-3
F 16	BRITISH COLUMBIA	W	21-1
F 17	BRITISH COLUMBIA	W	15-1
M 2	COLORADO COLLEGE*	W	10-3
M 3	at Colorado College*	W	5-1

\*- WIHL game

## 1956-57 (12-14-2)

WIHL record: 6-11-1 (5th)

Coach: Murray Armstrong

D 1	DU HILLTOPPERS (EX)	W	6-2
D 7	HUMBOLDT INDIANS	W	6-2
D 10	HUMBOLDT INDIANS	W	3-2
D 12	ST. BONIFACE CANAD.	L	3-2
D 14	ST. BONIFACE CANAD.	W	5-0
D 18	MICHIGAN STATE*	L	3-2
D 19	MICHIGAN STATE*	W	3-1
D 21	MICHIGAN*	W	4-3
D 22	MICHIGAN*	L	3-2
J 1	MINNESOTA*	W	5-4
J 2	MINNESOTA*	W	6-0

J 4	YALE	W	7-3
J 5	YALE	W	14-1
J 11	COLORADO COLLEGE*	W	6-3
J 12	at Colorado College*	L	8-7 OT
J 18	at North Dakota*	L	2-1
J 19	at North Dakota*	L	7-1
J 21	at Michigan Tech*	T	3-3 OT
J 22	at Michigan Tech*	L	8-5
J 25	REGINA PATS	L	3-1
J 29	REGINA PATS	T	4-4 OT

F 1	FLIN FLON BOMBERS	W	6-5
F 5	FLIN FLON BOMBERS	L	6-3
F 15	COLORADO COLLEGE*	L	6-4
F 16	at Colorado College*	L	4-3
F 22	NORTH DAKOTA*	L	5-2
F 23	NORTH DAKOTA*	W	3-1
M 8	at Minnesota*	L	6-3
M 9	at Minnesota*%	L	7-4

\*- WIHL game

%- Played two 30-minute periods

## 1957-58 (24-10-2)

WIHL record: 12-10-0 (T-1st)

Coach: Murray Armstrong

N 30	DU HILLTOPPERS(EX)	W	6-2
D 6	TORONTO	W	4-3
D 10	TORONTO	W	6-1
D 13	COLORADO COLLEGE*	W	6-4
D 14	at Colorado College*	L	6-2
D 17	at Michigan*	W	7-6
D 18	at Michigan*	W	3-2 OT
D 20	at Michigan State*	W	5-1
D 21	at Michigan State*	W	4-2
D 27	MICHIGAN TECH*	W	3-0
D 30	MICHIGAN TECH*	W	6-2
J 1	MINNESOTA*	L	2-1
J 3	MINNESOTA*	W	4-2
J 7	U.S. NATIONAL TEAM	T	3-3 OT
J 10	U.S. NATIONAL TEAM	W	7-6
J 13	at Colorado College*	L	10-4
J 14	COLORADO COLLEGE*	W	3-2 OT
J 17	FLIN FLON BOMBERS	W	7-0
J 20	FLIN FLON BOMBERS	W	7-2
J 24	R.P.I.	W	20-3
J 25	R.P.I.	W	4-2
J 31	at Minnesota*	L	6-4
F 1	at Minnesota*	L	4-0
F 3	at North Dakota*	L	9-0
F 4	at North Dakota*	L	2-1
F 7	PRINCE ALBERT MINTOS	W	9-3
F 8	PRINCE ALBERT MINTOS	T	2-2
F 14	EDMONTON OIL KINGS	W	4-1
F 18	EDMONTON OIL KINGS	W	6-3
F 21	at Colorado College*	L	5-1
F 22	COLORADO COLLEGE*	W	7-0
F 28	COLORADO COLLEGE*	W	6-3

M 1	at Colorado College*	L	5-2
M 5	NORTH DAKOTA*	W	4-3
M 7	NORTH DAKOTA*	L	4-1
M 13	Clarkson%	W	6-2
M 15	North Dakota%	W	6-2

\*- WIHL game

%- NCAA Tournament, Minneapolis, Minn.

## 1958-59 (22-5-1)

No League Play

Coach: Murray Armstrong

N 29	DU HILLTOPPERS (FR, EX)	T	6-6
D 5	TORONTO	W	8-2
D 9	TORONTO	W	8-3
D 13	at Colorado College	W	5-4
D 15	at North Dakota	L	4-3 OT
D 16	at North Dakota	L	4-3
D 19	EDMONTON OIL KINGS	W	7-1
D 20	EDMONTON OIL KINGS	W	11-1
D 26	SASKATCHEWAN	W	14-1
D 27	SASKATCHEWAN	W	11-1
J 2	ALBERTA	W	13-0
J 3	ALBERTA	W	5-2
J 10	SOVIET NAT'L TEAM*	T	4-4
J 14	U.S. NATIONAL TEAM	L	7-3
J 16	U.S. NATIONAL TEAM	W	8-3
J 21	U.S. NATIONAL TEAM	W	6-5
J 24	ST. BONIFACE SEALS	W	10-2
J 26	ST. BONIFACE SEALS	W	5-2
J 30	COLORADO COLLEGE	W	3-1
J 31	at Colorado College	L	6-3
F 4	WARROAD LAKERS	W	4-3
F 6	WARROAD LAKERS	W	8-3
F 13	CALGARY ADDERSONS	W	7-3
F 14	CALGARY ADDERSONS	W	10-2
F 20	COLORADO COLLEGE	W	7-2
F 27	NORTH DAKOTA	L	6-4
F 28	NORTH DAKOTA	W	6-2
M 6	COLORADO COLLEGE	W	8-6
M 7	at Colorado College	W	10-6

\*- at Colorado Springs, Colo.

## 1959-60 (27-4-3)

WCHA record: 17-4-1 (1st)

Coach: Murray Armstrong

N 28	DU HILLTOPPERS (EX)	W	14-6
D 4	at Minnesota*	T	4-4 OT
D 5	at Minnesota*	W	5-4
D 8	at Michigan Tech*	L	6-3
D 9	at Michigan Tech*	L	5-3
D 11	at North Dakota*	W	6-3
D 12	at North Dakota*	W	5-2
D 21	MICHIGAN STATE*	W	10-1
D 22	MICHIGAN STATE*	W	11-0
D 29	MICHIGAN TECH*	W	9-4
D 30	MICHIGAN TECH*	L	5-3

# YEAR-BY-YEAR RESULTS ('60-'64)

J 1	MINNESOTA*	W	6-1
J 2	MINNESOTA*	W	7-2
J 8	WARROAD LAKERS	W	9-1
J 9	WARROAD LAKERS	W	9-2
J 26	NORTH DAKOTA*	L	6-5
J 27	NORTH DAKOTA*	W	8-1
F 2	COLORADO COLLEGE*	W	10-4
F 5	U.S. NATIONAL TEAM	W	7-5
F 6	U.S. NATIONAL TEAM	T	5-5
F 8	SOVIET NATIONAL TEAM	T	2-2
F 13	West German Nat'l Team#	W	6-1
F 15	SWEDISH NATIONAL TEAM	W	5-3
F 19	COLORADO COLLEGE*	W	6-2
F 20	at Colorado College*	W	4-1
F 26	at Michigan State*	W	5-0
F 27	at Michigan State*	W	5-1
F 29	at Michigan*	W	8-1
M 1	at Michigan*	W	4-2
M 4	COLORADO COLLEGE*	W	5-2
M 5	at Colorado College*	W	6-2
M 11	COLORADO COLLEGE+	W	9-2
M 12	COLORADO COLLEGE+	W	3-1
M 18	Boston University%	W	6-4
M 19	Michigan Tech%	W	5-3

\* - WCHA game

+ - WCHA playoffs

# - at Broadmoor World Arena

% - NCAA Tournament, Boston Arena, Boston, Mass.

## 1960-61 (30-1-1)

WCHA record: 17-1-0 (1st)

Coach: Murray Armstrong

N 26	DU HILLTOPPERS (EX)	W	10-3
D 2	REGINA CAPITALS	W	10-2
D 3	REGINA CAPITALS	W	2-0
D 9	COLORADO COLLEGE	W	8-4
D 12	at North Dakota*	W	7-2
D 13	at North Dakota*	W	5-1
D 16	at Michigan Tech*	L	3-2
D 17	at Michigan Tech*	W	5-2
D 19	MICHIGAN STATE*	W	10-2
D 20	MICHIGAN STATE*	W	9-0
D 22	MICHIGAN*	W	8-1
D 23	MICHIGAN*	W	4-3 OT
D 26	MICHIGAN TECH*	W	5-1
D 27	MICHIGAN TECH*	W	2-0
J 4	MOOSE JAW PLA-MORS	W	5-2
J 6	MOOSE JAW PLA-MORS	T	3-3 OT
J 13	NORTH DAKOTA*	W	15-1
J 14	NORTH DAKOTA*	W	6-2
J 27	U.S. NATIONAL TEAM	W	10-0
J 28	U.S. NATIONAL TEAM	W	6-2
F 3	COLORADO COLLEGE*	W	11-1
F 4	at Colorado College*	W	7-5

F 8	WARROAD LAKERS	W	13-2
F 10	WARROAD LAKERS	W	15-2
F 11	WARROAD LAKERS	W	8-5
F 17	at Michigan*	W	4-1
F 18	at Michigan*	W	6-2
M 3	COLORADO COLLEGE*	W	8-1
M 4	at Colorado College*	W	13-3
M 10	MICHIGAN TECH+	W	9-1
M 11	MICHIGAN TECH+	W	8-2
M 17	MINNESOTA%	W	6-1
M 18	ST. LAWRENCE%	W	12-2

\* - WCHA game

+ - WCHA playoffs

% - NCAA Tournament, Denver, Colo.

## 1961-62 (17-11-2)

WCHA record: 11-7-0 (3rd)

Coach: Murray Armstrong

N 23	DU HILLTOPPERS (EX)	W	10-0
N 24	DU HILLTOPPERS (EX)	W	10-5
D 1	COLORADO COLLEGE*	W	9-1
D 2	at Colorado College*	W	5-4
D 8	at Michigan Tech*	L	8-7
D 9	at Michigan Tech*	L	8-2
D 28	MINNESOTA DULUTH	W	3-1
D 29	MINNESOTA DULUTH	W	11-2
J 1	MICHIGAN TECH*	L	8-4
J 2	MICHIGAN TECH*	L	5-4 OT
J 5	NORTH DAKOTA*	W	4-3
J 6	NORTH DAKOTA*	W	3-0
J 12	at North Dakota*	L	4-2
J 13	at North Dakota*	W	5-4 OT
J 19	SASKATOON QUAKERS	W	3-2
J 20	SASKATOON QUAKERS	L	6-1
J 25	ALBERTA	W	4-2
J 26	ALBERTA	T	5-5 OT
F 2	WARROAD LAKERS	W	8-0
F 3	WARROAD LAKERS	L	6-4
F 6	MICHIGAN*	W	4-2
F 9	MICHIGAN*	W	4-1
F 15	at Michigan State*	W	6-4
F 16	at Michigan State*	W	6-3
F 17	at Michigan*	L	5-2
F 19	at Michigan*	L	5-3
F 23	COLORADO COLLEGE*	W	7-3
F 24	at Colorado College*	W	6-3
M 2	at Michigan+	L	8-4
M 3	Michigan State+	L	4-3 OT
M 5	U.S. NATIONAL TEAM	T	4-4 OT
M 6	BRIT. NATIONAL TEAM	W	11-0

\* - WCHA game

+ - WCHA playoffs, Ann Arbor, Mich.

## 1962-63 (23-9-1)

WCHA record: 12-6-0 (T-1st)

Coach: Murray Armstrong

N 23	DU HILLTOPPERS (EX)	L	6-5
N 24	DU HILLTOPPERS (EX)	W	7-2
N 29	McMASTER	W	5-3
N 30	McMASTER	T	3-3
D 7	at Michigan Tech*	L	3-1
D 8	at Michigan Tech*	W	4-2
D 14	at Michigan*	L	5-4
D 15	at Michigan*	W	3-2 OT
D 18	R.P.I.	W	8-3
D 20	R.P.I.	W	4-2
D 27	ALBERTA	W	7-2
D 28	ALBERTA	W	11-4

J 4	MICHIGAN STATE*	W	6-2
J 7	MICHIGAN STATE*	W	6-4
J 11	COLORADO COLLEGE*	W	6-5
J 12	at Colorado College*	W	6-1
J 17	MINNESOTA DULUTH	W	4-1
J 18	MINNESOTA DULUTH	L	4-2
J 25	at North Dakota*	L	7-4
J 26	at North Dakota*	L	3-1
F 1	MICHIGAN*	W	6-3
F 2	MICHIGAN*	W	8-3
F 8	COLORADO COLLEGE*	W	6-1
F 9	at Colorado College*	L	6-5
F 12	NORTH DAKOTA*	W	3-1
F 15	NORTH DAKOTA*	W	3-2
F 22	MICHIGAN TECH*	L	3-1
F 23	MICHIGAN TECH*	W	4-1
M 1	WARROAD LAKERS	L	6-3
M 2	WARROAD LAKERS	W	7-6
M 7	MINNESOTA+	W	3-0
M 8	MINNESOTA+	W	6-2
M 9	NORTH DAKOTA+	W	5-4 OT
M 15	Clarkson%	W	6-2
M 16	North Dakota%	L	6-5

\* - WCHA game

+ - WCHA playoffs

% - NCAA Tournament, Chestnut Hill, Mass.

## 1963-64 (20-7-4)

WCHA record: 7-2-1 (2nd)

Coach: Murray Armstrong

N 27	U.S. NATIONAL TEAM	L	7-4
N 29	U.S. NATIONAL TEAM	W	7-1
D 7	at North Dakota*	T	1-1 OT
D 9	at North Dakota*	W	6-1
D 12	CANADIAN NAT'L TEAM	T	2-2
D 13	CANADIAN NAT'L TEAM#	L	5-0
D 27	Soviet National Team#	L	5-0
D 28	Soviet National Team#	L	6-3
J 1	McMASTER	W	5-0
J 3	McMASTER	W	10-2
J 10	at Michigan Tech*	L	2-1

# YEAR-BY-YEAR RESULTS ('64-'68)

J 11	at Michigan Tech*	W	4-1
J 17	SASKATCHEWAN	W	9-0
J 18	SASKATCHEWAN	W	6-4
J 24	SASKATOON QUAKERS	W	4-2
J 25	SASKATOON QUAKERS	W	5-2
J 31	NORTH DAKOTA*	W	2-1
F 1	NORTH DAKOTA*	W	4-2
F 7	ALBERTA	W	7-0
F 8	ALBERTA	T	4-4 OT
F 21	COLORADO COLLEGE*	W	3-0
F 22	at Colorado College*	W	6-3
F 27	WARROAD LAKERS	W	11-3
F 28	WARROAD LAKERS	W	9-2
M 3	MICHIGAN TECH*	L	4-3
M 6	MICHIGAN TECH*	W	3-2 OT
M 12	NORTH DAKOTA+	W	6-2
M 13	NORTH DAKOTA+	T	3-3 OT
M 14	at Michigan+**	W	6-2
M 19	R.P.I. %	W	4-1
M 21	Michigan %	L	6-3

\*- WCHA game

+ - WCHA playoffs

#- at Colorado Springs, Colo.

\*\* - DU wins MacNaughton Cup

% - NCAA Tournament, Denver, Colo.

## 1964-65 (18-8-2)

WCHA record: 4-7-1 (6th)

Coach: Murray Armstrong

N 27	DU HILLTOPPERS (EX)	W	11-2
N 28	DU HILLTOPPERS (EX)	W	3-0
D 4	U.S. COLLEGE ALL-STARS	W	5-2
D 5	U.S. COLLEGE ALL-STARS	L	5-3
D 7	at Brigham Young	W	8-3
D 8	at Brigham Young	W	12-2
D 11	at Michigan*	L	3-2 OT
D 12	at Michigan*	W	5-1
D 18	TORONTO	W	8-1
D 19	TORONTO	W	8-1
J 1	McMASTER	W	11-2
J 2	McMASTER	W	9-1
J 8	SASKATCHEWAN	W	3-1
J 9	SASKATCHEWAN	W	5-3
J 15	at North Dakota*	L	4-2
J 16	at North Dakota*	L	5-4
J 22	MICHIGAN TECH*	L	3-2
J 23	MICHIGAN TECH*	T	3-3 OT
J 29	at Colorado College*	L	4-2
J 30	COLORADO COLLEGE*	W	3-1
F 5	BRITISH COLUMBIA	W	5-1
F 6	BRITISH COLUMBIA	T	6-6
F 12	at Michigan Tech*	W	3-1
F 13	at Michigan Tech*	L	3-0
F 17	NORTH DAKOTA*	W	5-4
F 19	NORTH DAKOTA*	L	5-3
F 22	BRIGHAM YOUNG	W	5-2

F 23	BRIGHAM YOUNG	W	11-2
F 26	ALBERTA	W	7-3
F 27	ALBERTA	W	4-2

\* - WCHA game

## 1965-66 (18-11-3)

WCHA record: 10-7-3 (4th)

Coach: Murray Armstrong

N 26	DU HILLTOPPERS (EX)	W	5-2
N 27	DU HILLTOPPERS (EX)	W	7-2
D 3	U.S. COLLEGE ALL-STARS^	W	6-1
D 4	U.S. COLLEGE ALL-STARS^	L	6-4
D 10	at Michigan State*	W	8-6
D 11	at Michigan State*	L	4-1
D 17	NORTH DAKOTA*	L	4-3
D 18	NORTH DAKOTA*	L	4-3
D 21	MICHIGAN*	W	6-2
D 22	MICHIGAN*	L	5-2
D 30	CORNELL	W	5-1
J 1	CORNELL	W	4-2
J 3	CZECH NAT'L TEAM	L	7-3
J 7	U.S. NATIONAL TEAM	W	2-1 OT
J 14	MINNESOTA DULUTH*	W	6-1
J 15	MINNESOTA DULUTH*	W	4-2
J 21	at Michigan Tech*	L	1-0 OT
J 22	at Michigan Tech*	L	5-4 OT
J 24	at Minnesota Duluth*	W	8-1
J 25	at Minnesota Duluth*	T	2-2 OT
J 28	CLARKSON	L	5-4 OT
J 29	CLARKSON	W	8-3
F 4	COLORADO COLLEGE*	W	4-1
F 5	at Colorado College*	W	6-2
F 11	MICHIGAN TECH*	T	3-3 OT
F 12	MICHIGAN TECH*	W	3-2
F 18	COLORADO COLLEGE*	T	3-3 OT
F 19	at Colorado College*	W	7-2
F 25	at North Dakota*	W	7-2
F 26	at North Dakota*	L	9-1
M 3	at Colorado College+	W	8-2
M 5	NORTH DAKOTA+	W	5-4 OT
M 17	Clarkson%	L	4-3
M 19	Boston University%	W	4-3

^- at St. Paul, Minn  
\* - WCHA game  
+ - WCHA playoffs  
% - NCAA Tournament, Minneapolis, Minn.

## 1966-67 (22-8-0)

WCHA record: 11-5-0 (2nd)

Coach: Murray Armstrong

N 11	DU HILLTOPPERS (EX)	L	3-1
N 18	at Michigan Tech*	L	2-1 OT
N 19	at Michigan Tech*	L	3-2
D 2	at Minnesota Duluth*	W	2-1 OT
D 3	at Minnesota Duluth*	W	6-4
D 9	at North Dakota*	L	5-3
D 10	at North Dakota*	W	4-2
D 16	U.S. NATIONAL TEAM	L	6-1
D 17	U.S. NATIONAL TEAM	L	6-4
J 2	Eastern National Team#	W	7-2
J 3	at R.P.I.	W	8-3
J 6	at Michigan*	W	7-5
J 7	at Michigan*	L	4-3
J 13	MICHIGAN STATE*	W	8-2
J 17	MICHIGAN STATE*	W	4-2
J 20	SASKATCHEWAN	W	8-6
J 21	SASKATCHEWAN	W	7-3
J 27	BOSTON UNIVERSITY	W	7-1
J 28	BOSTON UNIVERSITY	W	3-1
F 1	NORTH DAKOTA*	L	4-3
F 3	NORTH DAKOTA*	W	9-4
F 10	AUSTRIAN NAT'L TEAM	W	8-2
F 14	AUSTRIAN NAT'L TEAM	W	6-4
F 17	MICHIGAN TECH*	W	4-1
F 18	MICHIGAN TECH*	W	5-4
F 24	MINNESOTA DULUTH*	W	8-3
F 28	MINNESOTA DULUTH*	W	6-1
M 3	ALBERTA	W	8-2
M 4	ALBERTA	W	4-0
M 7	COLORADO COLLEGE+	W	6-3
M 11	North Dakota+	L	3-2

\* - WCHA game  
+ - WCHA playoffs  
# - at Boston Arena, Boston, Mass.

## 1967-68 (28-5-1)

WCHA record: 15-3-0 (1st)

Coach: Murray Armstrong

N 10	DU HILLTOPPERS (EX)	W	11-1
N 11	DU HILLTOPPERS (EX)	W	11-2
N 17	at North Dakota*	W	5-1
N 18	at North Dakota*	L	3-1
N 20	at Minnesota Duluth*	W	6-1
D 1	at Michigan Tech*	L	6-1
D 2	at Michigan Tech*	L	4-1
D 8	MICHIGAN*	W	5-2
D 9	MICHIGAN*	W	2-1 OT
D 16	BEMIDJI STATE	W	12-0
D 26	Finnish National Team#	T	2-2
D 28	U.S. National Team#	L	5-4
D 29	Italian National Team#	W	5-2
D 30	Soviet National Team#	L	8-1
J 5	ALBERTA	W	4-2

# YEAR-BY-YEAR RESULTS ('68-'72)

J 6	ALBERTA	W	8-0
J 12	at Michigan State*	W	3-2
J 13	at Michigan State*	W	3-1
J 15	at Minnesota Duluth*	W	5-1
J 19	COLORADO COLLEGE*	W	3-1
J 20	at Colorado College*	W	6-0
J 26	U.S. NATIONALS (MN)	W	5-2
J 27	U.S. NATIONALS (MN)	W	10-3
J 31	WISCONSIN	W	7-1
F 9	MINNESOTA DULUTH*	W	10-2
F 10	MINNESOTA DULUTH*	W	6-1
F 16	NORTH DAKOTA*	W	7-0
F 17	NORTH DAKOTA*	W	8-2
F 23	MICHIGAN TECH*	W	7-2
F 26	MICHIGAN TECH*	W	5-2
M 1	SASKATCHEWAN	W	6-0
M 5	MINNESOTA DULUTH+	W	11-4
M 8	MINNESOTA+	W	9-0
M 9	MINNESOTA+	W	7-3
M 14	Boston College%	W	4-1
M 16	North Dakota%	W	4-0

\*- WCHA game

+ - WCHA playoffs

#- Broadmoor World Tournament, Colorado Springs, Colo.

%- NCAA Tournament, Duluth, Minn.

## 1968-69 (26-6-0)

WCHA record: 14-6-0 (2nd)

Coach: Murray Armstrong

N 8	DU HILLTOPPERS (EX)	W	4-0
N 10	DU HILLTOPPERS (EX)	W	12-4
N 15	at North Dakota*	L	4-3
N 16	at North Dakota*	L	7-5
N 22	COLORADO COLLEGE*	W	7-0
N 23	at Colorado College*	W	4-2
N 30	DU HILLTOPPERS (EX)	W	11-2
D 6	at Michigan Tech*	L	3-1
D 7	at Michigan Tech*	W	5-1
D 20	at Minnesota Duluth*	W	4-3
D 21	at Minnesota Duluth*	W	7-4
D 27	U.S. National Team#	W	6-0
D 29	Czech National Team***	W	2-2
J 3	COLGATE	W	9-1
J 4	COLGATE	W	13-3
J 10	at Michigan*	L	5-4 OT
J 11	at Michigan*	W	5-3
J 17	MINNESOTA DULUTH*	W	8-2
J 18	MINNESOTA DULUTH*	W	8-2
J 24	COLORADO COLLEGE*	W	6-0
J 25	at Colorado College*	W	2-1
J 31	MICHIGAN TECH*	W	3-0
F 1	MICHIGAN TECH*	L	4-2
F 4	NORTH DAKOTA*	W	6-0
F 7	NORTH DAKOTA*	W	4-3
F 14	MICHIGAN STATE*	W	9-4

F 15	MICHIGAN STATE*	L	2-1
F 21	CANADIAN NAT'L TEAM	W	5-3
F 22	CANADIAN NAT'L TEAM	W	3-2
F 28	ALBERTA	W	5-1
M 1	ALBERTA	W	3-2
M 6	MINNESOTA DULUTH+	W	4-1
M 8	COLORADO COLLEGE+	W	3-1
M 13	Harvard%	W	9-2
M 15	Cornell%	W	4-3

\*- WCHA game

+ - WCHA playoffs

#- Broadmoor World Tournament, Colorado Springs, Colo.

\*\* - Game called in DU's favor (1-0)

%- NCAA Tournament, Colorado Springs, Colo.

## 1969-70 (21-10-1)

WCHA record: 13-8-1 (T-2nd)

Coach: Murray Armstrong

N 22	COLORADO COLLEGE^	W	7-4
N 28	BOWLING GREEN	W	9-3
N 29	BOWLING GREEN	W	7-0
D 5	at Michigan Tech*	L	6-5 OT
D 6	at Michigan Tech*	T	5-5 OT
D 12	at Wisconsin*	W	5-3
D 13	at Wisconsin*	W	4-1
D 19	at North Dakota*	L	3-2 OT
D 20	at North Dakota*	L	2-1 OT
D 26	BOSTON COLLEGE	W	6-2
D 27	BOSTON COLLEGE	W	7-6 OT
J 2	at Minnesota Duluth*	W	6-3
J 3	at Minnesota Duluth*	L	3-2
J 9	NORTH DAKOTA*	W	6-2
J 10	NORTH DAKOTA*	L	6-5
J 16	CLARKSON	W	5-4
J 17	CLARKSON	L	5-4
J 23	SASKATCHEWAN	W	4-0
J 30	at Michigan State*	W	6-4
J 31	at Michigan State*	W	5-4 OT
F 6	COLORADO COLLEGE*	W	5-2
F 8	at Colorado College*	W	8-7 OT
F 11	MINNESOTA DULUTH*	L	8-4
F 13	MINNESOTA DULUTH*	W	5-3
F 20	MICHIGAN TECH*	W	5-3
F 21	MICHIGAN TECH*	W	4-1
F 27	MICHIGAN*	W	3-2
F 28	MICHIGAN*	L	4-2
M 6	COLORADO COLLEGE*	W	4-1
M 7	at Colorado College*	L	5-4
M 12	MICHIGAN STATE+	W	6-2
M 14	WISCONSIN+	L	3-2

\*- WCHA game

+ - WCHA playoffs

^- Non-League Game

## 1970-71 (25-10-1)

WCHA record: 15-7-0 (2nd)

Coach: Murray Armstrong

N 13	COLORADO COLLEGE^	W	8-4
N 20	DU ALUMNI (EX)	W	5-4 OT
N 27	WISCONSIN*	L	6-3
N 28	WISCONSIN*	W	10-4
D 4	at North Dakota*	W	4-2
D 5	at North Dakota*	L	10-4
D 11	at Michigan Tech*	L	7-5
D 12	at Michigan Tech*	L	4-2
D 26	at Minnesota Duluth*	W	7-4
D 27	at Minnesota Duluth*	L	4-3
J 1	NORTH DAKOTA*	L	6-3
J 2	NORTH DAKOTA*	W	7-6
J 8	U.S. NATIONAL TEAM	W	6-2
J 9	U.S. NATIONAL TEAM	T	3-3 OT
J 15	NOTRE DAME	W	6-3
J 16	NOTRE DAME	W	4-2
J 22	at Michigan*	W	6-3
J 23	at Michigan*	W	6-3
J 29	COLORADO COLLEGE*	W	5-3
J 30	at Colorado College*	W	5-4
F 1	ST. LOUIS	W	9-2
F 2	ST. LOUIS	W	6-5 OT
F 5	at Notre Dame	W	4-3
F 6	at Notre Dame	L	4-2
F 7	U.S. National Team#	L	12-2
F 12	MICHIGAN STATE*	L	4-3
F 13	MICHIGAN STATE*	W	5-4 OT
F 19	MINNESOTA DULUTH*	W	7-2
F 20	MINNESOTA DULUTH*	W	6-1
F 26	MICHIGAN TECH*	W	5-3
F 27	MICHIGAN TECH*	W	5-2
M 5	COLORADO COLLEGE*	W	6-4
M 6	at Colorado College*	W	7-6
M 11	COLORADO COLLEGE+	W	6-3
M 12	MINNESOTA DULUTH+	W	9-3
M 18	Boston University%	L	4-2
M 20	Harvard%	W	1-0

\*- WCHA game

+ - WCHA playoffs

#- at Met Center, Bloomington, Minn.

%- NCAA Tournament, Syracuse, N.Y.

^- Non-League Game

## 1971-72 (27-11-0)

WCHA record: 19-9-0 (1st)

Coach: Murray Armstrong

N 5	DU HILLTOPPERS (EX)	L	4-3
N 13	COLORADO COLLEGE^	W	14-3
N 19	at Michigan Tech*	W	2-1
N 20	at Michigan Tech*	W	7-4
N 26	U.S. NATIONAL TEAM	W	5-2
N 27	U.S. NATIONAL TEAM	W	6-4
D 3	at North Dakota*	L	8-4

# YEAR-BY-YEAR RESULTS ('72-'75)

D 4	at North Dakota*	L	5-3
D 10	at Michigan State*	W	7-6 OT
D 12	at Michigan State*	L	6-3
D 15	MICHIGAN STATE*	W	4-3
D 17	MICHIGAN STATE*	W	7-1
D 26	at Minnesota Duluth*	L	3-2
D 27	at Minnesota Duluth*	W	8-3
J 7	MICHIGAN TECH*	L	7-4
J 8	MICHIGAN TECH*	W	6-5
J 14	MICHIGAN*	W	10-1
J 15	MICHIGAN*	W	4-3
J 21	MINNESOTA DULUTH*	L	4-2
J 22	MINNESOTA DULUTH*	W	4-1
J 26	AIR FORCE	W	6-3
J 28	at Minnesota*	W	3-2
J 29	at Minnesota*	W	2-1
F 4	NORTH DAKOTA*	L	4-3 OT
F 5	NORTH DAKOTA*	W	7-3
F 11	COLORADO COLLEGE*	L	9-7
F 12	at Colorado College*	W	13-4
F 18	NOTRE DAME*	W	3-2 OT
F 19	NOTRE DAME*	W	4-3
F 25	COLORADO COLLEGE*	W	13-2
F 26	at Colorado College*	L	9-6
M 3	at Wisconsin*	W	4-2
M 4	at Wisconsin*	W	6-2
M 7	NOTRE DAME+	W	7-2
M 8	NOTRE DAME+	W	4-3
M 10	MICHIGAN STATE+	W	2-1
M 11	MICHIGAN STATE+	W	9-3
M 17	Cornell%	L	7-2
M 18	Wisconsin%	L	5-2

\*- WCHA game,  
 +- WCHA playoffs  
 ^- Non-League Game  
 %- NCAA Tournament, Boston Garden,  
 Boston, Mass.

## 1972-73 (29-9-1)

WCHA record: 20-8-0 (1st)  
 Coach: Murray Armstrong

N 10	MINNESOTA*	W	6-2
N 11	MINNESOTA*	W	4-3
N 17	NOTRE DAME*	W	5-1
N 18	NOTRE DAME*	W	3-1
D 2	NORTH DAKOTA*#	L	5-4
D 3	NORTH DAKOTA*#	W	6-1
D 8	at Notre Dame*^	W	5-2
D 9	at Notre Dame*	L	8-6
D 17	ALBERTA&	W	8-4
D 18	ALBERTA&	W	7-4
D 20	at Minnesota Duluth*	W	10-5
D 21	at Minnesota Duluth*	L	3-1
D 28	SASKATCHEWAN#	W	10-1
D 29	SASKATCHEWAN#	W	10-2
J 5	WISCONSIN*%	L	3-2

J 6	WISCONSIN*%	W	2-1
J 12	at Michigan*	L	6-4
J 13	at Michigan*	W	8-5
J 19	at North Dakota*	W	10-5
J 20	at North Dakota*	W	5-3
J 27	MINN. DULUTH*#	W	6-1
J 28	MINN. DULUTH*#	W	3-2
F 1	COLO. COLLEGE*#	W	7-2
F 3	at Colorado College*	W	7-5
F 7	MICHIGAN TECH*#	L	6-4
F 8	MICHIGAN TECH*#	W	4-1
F 11	AIR FORCE#	W	4-3 OT
F 15	COLO. COLLEGE*#	W	8-3
F 17	at Colorado College*	W	3-1
F 23	MICHIGAN STATE*#	W	5-0
F 24	MICHIGAN STATE*#	W	9-3
M 2	at Michigan Tech*	L	3-1
M 3	at Michigan Tech*	L	4-3
M 6	MINN. DULUTH#+	W	5-4
M 7	MINN. DULUTH#+	W	4-2
M 10	MICHIGAN TECH\$+	T	3-3
M 11	MICHIGAN TECH#+	W	4-0
M 15	Boston College&	W	10-4
M 17	Wisconsin&	L	4-2

\*- WCHA game  
 + - WCHA Playoffs  
 #- at Denver Coliseum  
 ^- at Chicago Stadium, Chicago, Ill.  
 %- at Broadmoor World Arena  
 \$ - at Cadet Ice Arena, AFA, Colo.  
 &- NCAA Tournament, Boston Garden,  
 Boston, Mass.

## 1973-74 (22-13-3)

WCHA record: 15-11-2 (3rd)  
 Coach: Murray Armstrong

N 2	COLORADO COLLEGE*	W	6-4
N 3	at Colorado College*	L	2-1
N 9	at North Dakota*	L	5-4 OT
N 10	at North Dakota*	W	3-0
N 16	OHIO STATE	W	3-2 OT
N 17	OHIO STATE	W	11-4
N 23	AIR FORCE	W	6-4
N 30	at Notre Dame*	W	6-4
D 2	at Notre Dame*	L	4-3 OT
D 7	at Wisconsin*	T	3-3 OT
D 8	at Wisconsin*	W	5-4 OT
D 14	MICHIGAN TECH*	T	3-3 OT
D 15	MICHIGAN TECH*	W	7-5
D 19	MICHIGAN STATE*	W	9-7
D 21	MICHIGAN STATE*	W	7-5
D 28	at Minnesota Duluth*	L	7-2
D 29	at Minnesota Duluth*	L	6-3
J 1	SOVIET NAT'L TEAM%	L	9-1
J 4	MICHIGAN*	W	4-3
J 5	MICHIGAN*	W	6-4

J 11	NOTRE DAME*	W	6-5 OT
J 12	NOTRE DAME*	W	4-2
J 18	MINNESOTA DULUTH*	L	5-3
J 19	MINNESOTA DULUTH*	L	8-5
J 25	at Michigan Tech*	L	7-5
J 26	at Michigan Tech*	L	3-0
F 1	at Minnesota*	W	6-5
F 2	at Minnesota*	L	10-2
F 8	NORTH DAKOTA*	W	4-1
F 9	NORTH DAKOTA*	W	8-2
F 16	NORTHEASTERN	W	5-4 OT
F 17	NORTHEASTERN	W	7-2
M 1	COLORADO COLLEGE*	L	7-4
M 2	at Colorado College*	W	7-1
M 5	MINNESOTA DULUTH+	W	3-2
M 6	MINNESOTA DULUTH+	W	5-2
M 9	at Minnesota+	T	3-3
M 10	at Minnesota+	L	2-1

\*- WCHA game  
 +- WCHA playoffs  
 % Broadmoor World Arena,  
 Colorado Springs, Colo.

## 1974-75 (12-23-1)

WCHA record: 9-22-1 (9th)  
 Coach: Murray Armstrong

O 22	COLORADO COLLEGE (EX)	L	5-4
N 1	at North Dakota*	W	5-4
N 2	at North Dakota*	L	4-2
N 8	MICHIGAN*	W	5-4
N 9	MICHIGAN*	W	5-3
N 16	at Notre Dame*	L	5-3
N 17	at Notre Dame*	W	7-4
N 22	at Minnesota Duluth*	T	3-3 OT
N 23	at Minnesota Duluth*	W	4-3
N 29	WISCONSIN*	L	7-3
N 30	WISCONSIN*	L	6-5 OT
D 6	MICHIGAN TECH*	L	9-2
D 7	MICHIGAN TECH*	L	4-3
D 13	at Colorado College*	L	6-2
D 14	at Colorado College*#	L	5-3
D 20	vs. W. Germany Landshut#	W	3-2
D 27	BOSTON COLLEGE	L	5-2
D 28	BOSTON COLLEGE	W	10-4
J 3	MINNESOTA DULUTH*	L	6-4
J 4	MINNESOTA DULUTH*	L	6-5
J 10	NORTH DAKOTA*	W	8-4
J 11	NORTH DAKOTA*	L	5-4
J 17	at Michigan State*	L	7-2
J 18	at Michigan State*	L	7-4
J 21	AIR FORCE	W	7-4
J 24	at Michigan Tech*	L	11-5
J 25	at Michigan Tech*	L	7-0
J 31	NOTRE DAME*	W	5-3
F 1	NOTRE DAME*	L	4-0
F 7	at Wisconsin*	L	9-2

# YEAR-BY-YEAR RESULTS ('75-'78)

F 8	at Wisconsin*	L	5-3
F 14	MINNESOTA*	L	8-2
F 15	MINNESOTA*	L	4-2
F 21	at Michigan*	L	5-3
F 22	at Michigan*	W	6-5
F 28	COLORADO COLLEGE*	W	5-4
M 1	COLORADO COLLEGE*	L	8-4

\* - WCHA game

#- Broadmoor International Tourney, Colorado Springs, Colo.

## 1975-76 (16-23-0)

WCHA record: 12-20-0 (T-7th)

Coach: Murray Armstrong

O 18	at Colorado College (EX)	T	6-6
O 24	ALBERTA	W	5-4 OT
O 25	ALBERTA	W	5-3
O 31	at Minnesota Duluth*	L	4-3
N 1	at Minnesota Duluth*	L	9-4
N 7	MICHIGAN TECH*	W	6-3
N 8	MICHIGAN TECH*	L	8-3
N 14	MINNESOTA*	W	3-2 OT
N 15	MINNESOTA*	L	5-1
N 21	at Notre Dame*	L	5-2
N 22	at Notre Dame*	W	4-1
N 28	MICHIGAN*	W	3-2
N 29	MICHIGAN*	L	6-5
D 5	COLORADO COLLEGE*	L	2-1
D 6	at Colorado College*	L	7-3
D 12	U.S. NATIONAL TEAM	L	6-3
J 2	WISCONSIN*	L	6-3
J 3	WISCONSIN*	L	7-5
J 9	at Michigan State*	W	5-4 OT
J 10	at Michigan State*	W	4-3
J 13	AIR FORCE	W	11-6
J 16	at Minnesota*	L	3-1
J 17	at Minnesota*	L	6-4
J 23	NORTH DAKOTA*	W	8-4
J 24	NORTH DAKOTA*	W	7-2
J 30	at Michigan Tech*	L	5-2
J 31	at Michigan Tech*	L	5-2
F 6	NOTRE DAME*	W	3-2
F 7	NOTRE DAME*	L	4-2
F 11	AIR FORCE	W	11-3
F 13	at Michigan*	L	4-2
F 14	at Michigan*	W	7-2
F 20	MINNESOTA DULUTH*	L	4-2
F 21	MINNESOTA DULUTH*	W	8-3
F 27	at North Dakota*	L	4-2
F 28	at North Dakota*	W	7-6 OT
M 5	COLORADO COLLEGE*	L	7-5
M 6	at Colorado College*	L	5-3
M 10	at Michigan Tech+	L	5-4
M 11	at Michigan Tech+	L	8-6

\* - WCHA game

+ - WCHA playoffs

## 1976-77 (21-17-2)

WCHA record: 16-14-2 (4th)

Coach: Murray Armstrong

O 15	DU ALUMNI (EX)	W	8-1
O 22	COLORADO COLLEGE (EX)	W	5-3
O 29	at North Dakota*	L	9-6
O 30	at North Dakota*	L	7-6
N 5	NOTRE DAME*	W	6-3
N 6	NOTRE DAME*	W	4-3
N 12	at Michigan Tech*	L	6-3
N 13	at Michigan Tech*	W	8-6
N 19	MICHIGAN*	L	8-3
N 20	MICHIGAN*	L	7-5
N 26	MINNESOTA DULUTH*	W	8-2
N 27	MINNESOTA DULUTH*	W	6-2
D 3	at Michigan State*	L	3-2
D 4	at Michigan State*	W	5-4
D 10	COLORADO COLLEGE*	W	6-3
D 11	at Colorado College*	W	5-4 OT
D 29	CALGARY	W	4-2
D 30	CALGARY	W	10-3
J 5	MANITOBA	W	8-1
J 7	MICHIGAN STATE*	L	5-4
J 8	MICHIGAN STATE*	T	5-5 OT
J 14	at Minnesota*	L	4-3
J 15	at Minnesota*	W	6-4
J 21	MICHIGAN TECH*	W	11-7
J 22	MICHIGAN TECH*	L	6-4
J 28	at Minnesota Duluth*	L	6-5
J 29	at Minnesota Duluth*	W	3-1
F 1	AIR FORCE	L	9-8
F 4	NORTH DAKOTA*	W	5-2
F 5	NORTH DAKOTA*	W	4-3
F 11	at Michigan*	L	6-2
F 12	at Michigan*	L	8-3
F 18	at Notre Dame*	T	4-4 OT
F 19	at Notre Dame*	W	3-2
F 25	WISCONSIN*	W	6-3
F 26	WISCONSIN*	L	5-2
M 4	COLORADO COLLEGE*	W	9-4
M 5	at Colorado College*	L	9-2
M 9	NORTH DAKOTA+	W	8-3
M 10	NORTH DAKOTA+	W	7-2
M 12	at Michigan+	L	6-4
M 13	at Michigan+	L	11-4

\* - WCHA game

+ - WCHA playoffs

## 1977-78 (33-6-1)

WCHA record: 27-5-0 (1st)

Coach: Marshall Johnston

O 15	DU ALUMNI (EX)	W	9-6
O 21	at Colorado College (EX)	W	7-6
O 28	at Michigan*	L	10-4
O 29	at Michigan*	W	6-5 OT
N 4	MICHIGAN TECH*	W	7-4
N 5	MICHIGAN TECH*	W	3-2
N 11	COLORADO COLLEGE*	W	5-4
N 12	at Colorado College*	W	6-4
N 18	NOTRE DAME*	W	8-4
N 19	NOTRE DAME*	W	8-2
N 25	at Minnesota Duluth*	W	4-3 OT
N 26	at Minnesota Duluth*	W	5-4 OT
D 2	NORTH DAKOTA*	W	10-3
D 3	NORTH DAKOTA*	W	8-3
D 16	MINNESOTA*	L	6-4
D 17	MINNESOTA*	W	9-2
D 29	St. Louis#	W	6-4
D 30	Harvard#	W	3-2 OT
J 6	at North Dakota*	L	8-6
J 7	at North Dakota*	W	4-3 OT
J 10	AIR FORCE	W	7-3
J 13	at Notre Dame*	L	5-3
J 14	at Notre Dame*	W	5-3
J 20	MINNESOTA DULUTH*	W	4-0
J 21	MINNESOTA DULUTH*	W	8-2
J 27	MICHIGAN*	W	14-4
J 28	MICHIGAN*	W	9-2
F 3	at Michigan Tech*	W	2-1
F 4	at Michigan Tech*	W	3-0
F 10	at Wisconsin*	W	5-1
F 11	at Wisconsin*	W	3-2
F 14	at Air Force	W	7-3
F 17	MICHIGAN STATE*	W	6-5
F 18	MICHIGAN STATE*	W	6-2
F 24	at Minnesota*	W	4-3
F 25	at Minnesota*	L	8-7 OT
M 3	COLORADO COLLEGE*	W	9-2
M 4	at Colorado College*	W	7-5
M 10	NOTRE DAME+	T	6-6
M 11	NOTRE DAME+	W	7-1
M 14	COLORADO COLLEGE+	L	6-3
M 15	COLORADO COLLEGE+	W	4-3

\* - WCHA game

+ - WCHA playoffs

#- Broadmoor Holiday Tournament, Colorado Springs, Colo.

# YEAR-BY-YEAR RESULTS ('78-'81)

## 1978-79 (20-20-3)

WCHA record: 14-16-2 (6th)

Coach: Marshall Johnston

O 14	DU ALUMNI (EX)	T	5-5
O 20	ALBERTA	T	5-5
O 21	ALBERTA	W	4-2
O 27	MICHIGAN STATE*	W	5-2
O 28	MICHIGAN STATE*	W	4-1
N 3	at Notre Dame*	L	6-4
N 4	at Notre Dame*	W	4-3
N 10	MINNESOTA DULUTH*	W	8-6
N 11	MINNESOTA DULUTH*	W	8-5
N 17	at Michigan*	W	6-5
N 18	at Michigan*	L	5-1
N 24	MICHIGAN TECH*	T	6-6 OT
N 25	MICHIGAN TECH*	L	6-5
D 1	at North Dakota*	L	7-3
D 2	at North Dakota*	L	8-5
D 6	at Calgary#	W	4-2
D 7	at Alberta	L	6-3
D 9	vs. Japan%	W	3-2 OT
D 11	vs. Japan%	W	9-8
D 13	at. Alberta%	L	2-0
D 28	at Colorado College*	W	5-2
D 29	Soviet Traktor\$	L	7-2
J 5	at Minnesota Duluth*	L	6-1
J 6	at Minnesota Duluth*	L	7-1
J 12	NORTH DAKOTA*	W	5-4
J 13	NORTH DAKOTA*	L	11-5
J 20	at Michigan State*	L	5-3
J 21	at Michigan State*	L	7-3
J 23	at Colorado College*	L	11-5
J 26	MINNESOTA*	W	5-4
J 27	MINNESOTA*	W	4-2
J 30	COLORADO COLLEGE*	L	9-6
F 2	at Wisconsin*	L	5-4 OT
F 3	at Wisconsin*	L	10-4
F 9	MICHIGAN*	W	7-4
F 10	MICHIGAN*	W	8-3
F 16	at Michigan Tech*	L	5-0
F 17	at Michigan Tech*	T	4-4 OT
F 23	NOTRE DAME*	W	6-5
F 24	NOTRE DAME*	W	7-4
M 2	COLORADO COLLEGE*	L	4-1
M 3	at Colorado College*	W	10-4
M 6	at Minnesota Duluth+	L	5-2
M 7	at Minnesota Duluth+	W	4-2

\*- WCHA game

+ - WCHA playoffs

%- Pacific Rim Tournament, Edmonton, Alberta

\$- Broadmoor World Arena, Colorado Springs, Colo.

## 1979-80 (13-22-1)

WCHA record: 8-17-1 (10th)

Coach: Marshall Johnston

O 13	DU ALUMNI (EX)	W	9-1
O 20	at U.S. International	T	5-5
O 21	at U.S. International	L	4-2
O 26	at Notre Dame*	W	6-4
O 27	at Notre Dame*	W	5-3
N 2	COLORADO COLLEGE*	L	7-5
N 3	at Colorado College*	L	5-4 OT
N 9	NORTH DAKOTA*	L	4-3
N 10	NORTH DAKOTA*	L	3-0
N 23	MINNESOTA DULUTH*	L	5-4 OT
N 24	MINNESOTA DULUTH*	W	5-3
N 30	at Michigan Tech*	T	3-3 OT
D 1	at Michigan Tech*	L	9-1
D 7	U.S. INTERNATIONAL	W	2-1 OT
D 8	U.S. INTERNATIONAL	W	7-3
D 29	at Cornell	L	5-4
D 30	at Cornell	L	4-3
J 1	at Providence	W	6-4
J 4	at Yale#	W	4-2
J 5	vs. Boston University#	L	5-4
J 11	at Wisconsin*	L	7-2
J 12	at Wisconsin*	L	6-4
J 15	AIR FORCE	L	5-3
J 18	MINNESOTA*	L	7-3
J 19	MINNESOTA*	L	6-4
J 25	at Minnesota Duluth*	L	10-5
J 26	at Minnesota Duluth*	W	7-5
F 1	MICHIGAN*	W	4-2
F 2	MICHIGAN*	W	9-5
F 8	at North Dakota*	L	7-1
F 9	at North Dakota*	L	5-2
F 12	AIR FORCE	W	11-1
F 15	at Michigan State*	L	4-2
F 16	at Michigan State*	W	8-5
F 22	MICHIGAN TECH*	L	5-1
F 23	MICHIGAN TECH*	W	3-1
F 29	COLORADO COLLEGE*	L	4-2
M 1	at Colorado College*	L	10-2

\* - WCHA game

# - Colonial Bank Hockey Tournament, New Haven Coliseum New Haven, Conn.

## 1980-81 (23-15-2)

WCHA record: 15-11-2 (4th)

Coach: Marshall Johnston

O 18	DU ALUMNI (EX)	W	13-4
O 24	WISCONSIN*	L	5-3
O 25	WISCONSIN*	W	5-3
O 31	at Northern Michigan	W	5-4 OT
N 1	at Northern Michigan	W	4-3
N 7	COLORADO COLLEGE*	W	3-1
N 8	at Colorado College*	W	6-3
N 14	MICHIGAN STATE*	W	7-1
N 15	MICHIGAN STATE*	W	6-4
N 21	at Minnesota*	L	4-1
N 22	at Minnesota*	L	7-0
N 28	U.S. INTERNATIONAL	W	6-5 OT
N 29	U.S. INTERNATIONAL	W	4-1
D 5	at Michigan Tech*	W	5-4
D 6	at Michigan Tech*	W	4-0
D 12	COLORADO COLLEGE*	W	7-3
D 13	at Colorado College*	L	5-2
D 29	BOSTON UNIVERSITY	L	4-3
D 30	BOSTON UNIVERSITY	W	7-1
J 2	BROWN	W	5-0
J 3	BROWN	L	4-3 OT
J 9	at North Dakota*	T	4-4 OT
J 10	at North Dakota*	L	8-6
J 16	MICHIGAN TECH*	W	6-3
J 17	MICHIGAN TECH*	L	3-2 OT
J 23	at Notre Dame*	W	6-5
J 24	at Notre Dame*	W	9-4
J 27	AIR FORCE	W	10-2
J 30	at Michigan State*	T	3-3 OT
J 31	at Michigan State*	W	2-1
F 6	MINNESOTA DULUTH*	W	9-6
F 7	MINNESOTA DULUTH*	W	7-4
F 10	at Air Force	W	5-2
F 13	NORTH DAKOTA*	L	5-2
F 14	NORTH DAKOTA*	W	3-2
F 20	at Michigan*	L	9-4
F 21	at Michigan*	L	7-5
F 27	MINNESOTA*	L	3-0
F 28	MINNESOTA*	L	4-3
M 5	MICHIGAN+	L	5-2
M 7	MICHIGAN+	L	5-4

\* - WCHA game

+ - WCHA playoffs

# YEAR-BY-YEAR RESULTS ('81-'84)

## 1981-82 (21-19-3)

WCHA record: 9-15-2 (4th)

Coach: Ralph Backstrom

O 11	COLORADO COLLEGE (EX)	W	6-0
O 27	U.S. INTERNATIONAL	W	7-3
O 30	NORTHERN ARIZONA	W	12-4
O 31	NORTHERN ARIZONA	W	12-4
N 6	COLORADO COLLEGE*	L	6-5
N 7	COLORADO COLLEGE*	T	7-7 OT
N 13	MINNESOTA*	W	7-3
N 14	MINNESOTA*	L	9-4
N 20	IOWA STATE	W	10-4
N 21	IOWA STATE	W	10-1
N 27	at North Dakota*	L	6-3
N 28	at North Dakota*	W	7-3
D 4	at Minnesota Duluth*	L	7-3
D 5	at Minnesota Duluth*	W	7-5
D 11	COLORADO COLLEGE*	W	11-5
D 12	at Colorado College*	W	9-8 OT
D 19	at U.S. International	W	8-3
D 20	at U.S. International	W	5-4
D 29	at Boston University	L	6-2
D 30	at Boston University	L	5-4
J 2	at R.P.I.	W	7-4
J 3	at R.P.I.	W	4-3
J 8	at North Dakota*	L	6-4
J 9	at North Dakota*	L	5-4
J 13	BRANDON UNIVERSITY	W	11-8
J 15	WISCONSIN*	L	3-2
J 16	WISCONSIN*	L	2-1 OT
J 22	MINNESOTA DULUTH*	L	8-5
J 23	MINNESOTA DULUTH*	W	8-6
J 29	at Minnesota*	L	4-3
J 30	at Minnesota*	L	4-0
F 2	AIR FORCE	W	7-0
F 5	at Wisconsin*	W	4-2
F 6	at Wisconsin*	L	4-0
F 12	COLORADO COLLEGE*	L	4-3
F 13	at Colorado College*	T	5-5 OT
F 19	at Minnesota*	W	4-3
F 20	at Minnesota*	L	6-5
F 26	NORTH DAKOTA*	L	8-4
F 27	NORTH DAKOTA*	W	4-3
M 4	MINNESOTA DULUTH+	W	5-2
M 5	MINNESOTA DULUTH+	T	5-5
M 9	at North Dakota+	L	4-3
M 10	at North Dakota+	L	5-2

\* - WCHA game

+ - WCHA playoffs

## 1982-83 (15-22-0)

WCHA record: 11-15-0 (5th)

Coach: Ralph Backstrom

O 15	COLORADO COLLEGE (EX)	W	6-3
O 22	at British Columbia	L	11-8
O 23	at British Columbia	L	7-6
O 29	COLORADO COLLEGE*	W	3-2 OT
O 30	at Colorado College*	W	7-5
N 5	NORTH DAKOTA*	W	4-2
N 6	NORTH DAKOTA*	L	7-5
N 12	MINNESOTA DULUTH*	L	6-5 OT
N 13	MINNESOTA DULUTH*	W	3-2
N 19	at Minnesota*	L	8-3
N 20	at Minnesota*	L	11-7
N 26	WESTERN MICHIGAN	W	5-1
N 27	WESTERN MICHIGAN	W	10-4
D 3	at Northern Arizona	L	7-2
D 4	at Northern Arizona	W	9-5
D 10	NORTH DAKOTA*	L	7-2
D 11	NORTH DAKOTA*	L	4-1
D 17	at Minnesota Duluth*	W	8-5
D 18	at Minnesota Duluth*	L	7-3
D 29	Princeton#	L	4-1
D 30	Colgate#	L	5-1
J 7	at North Dakota*	L	7-2
J 8	at North Dakota*	L	7-2
J 14	WISCONSIN*	L	8-0
J 15	WISCONSIN*	L	8-4
J 21	MINNESOTA*	L	10-8
J 22	MINNESOTA*	W	5-4 OT
J 26	U.S. NATIONALS (EX)	L	6-2
J 28	at Colorado College*	W	8-3
J 29	at Colorado College*	W	8-7
F 1	at Air Force	W	11-4
F 4	MINNESOTA*	L	6-2
F 5	MINNESOTA*	W	5-4
F 11	at Wisconsin*	L	4-1
F 12	at Wisconsin*	L	5-3
F 18	COLORADO COLLEGE*	W	11-3
F 19	at Colorado College*	W	10-4
F 25	at Minnesota Duluth+	L	7-2
F 26	at Minnesota Duluth+	L	6-2

\* - WCHA game

+ - WCHA playoffs

# - Broadmoor Christmas Classic,  
Colorado Springs, Colo.

## 1983-84 (14-25-0)

WCHA record: 8-18-0 (5th)

Coach: Ralph Backstrom

O 5	DU ALUMNI (EX)	L	5-2
O 11	at Colorado College (EX)	W	9-4
O 14	at U.S. International	W	4-2
O 15	at U.S. International	L	5-4
O 21	at Minnesota*	L	7-2
O 22	at Minnesota*	L	8-4
O 28	COLORADO COLLEGE*	W	8-5
O 29	at Colorado College*	L	5-3
N 4	WISCONSIN*	L	6-4
N 5	WISCONSIN*	L	7-4
N 11	at North Dakota*	L	9-0
N 12	at North Dakota*	L	4-3 OT
N 18	MINNESOTA DULUTH*	L	7-5
N 19	MINNESOTA DULUTH*	L	5-4 OT
N 25	at Western Michigan	L	4-3
N 26	at Western Michigan	L	3-2
D 2	NORTH DAKOTA*	W	3-2
D 3	NORTH DAKOTA*	L	6-2
D 9	OHIO STATE	L	4-3
D 10	OHIO STATE	L	6-5
D 16	at Minnesota Duluth*	W	7-6 OT
D 17	at Minnesota Duluth*	L	6-5
D 29	at Illinois-Chicago	W	9-7
D 30	at Illinois-Chicago	W	7-3
J 6	U.S. INTERNATIONAL	W	5-2
J 7	U.S. INTERNATIONAL	W	7-2
J 13	at North Dakota*	L	6-5
J 14	at North Dakota*	L	7-6 OT
J 20	WISCONSIN*	W	6-5
J 21	WISCONSIN*	L	10-4
J 27	COLORADO COLLEGE*	L	9-8 OT
J 28	at Colorado College*	W	8-6
F 3	MINNESOTA*	L	6-4
F 4	MINNESOTA*	W	6-4
F 7	AIR FORCE	W	6-0
F 10	at Wisconsin*	L	4-3 OT
F 11	at Wisconsin*	L	6-4
F 17	COLORADO COLLEGE*	W	4-1
F 18	at Colorado College*	W	7-5
F 25	at Wisconsin+	L	5-3
F 26	at Wisconsin+	L	8-5

\* - WCHA game

+ - WCHA playoffs

^ - at Bismarck, N.D.

# YEAR-BY-YEAR RESULTS ('84-'87)

## 1984-85 (19-17-3)

WCHA record: 16-15-3 (5th)

Coach: Ralph Backstrom

O 6	DU ALUMNI (EX)	W	17-4
O 7	vs. North Dakota (EX)^	L	5-3
O 12	at Minnesota*	T	4-4 OT
O 13	at Minnesota*	L	9-4
O 19	NORTHERN MICHIGAN*	W	4-3
O 20	NORTHERN MICHIGAN*	W	7-3
O 26	COLORADO COLLEGE*	W	4-0
O 27	at Colorado College*	L	12-6
N 2	NORTH DAKOTA*	L	5-4 OT
N 3	NORTH DAKOTA*	T	4-4 OT
N 9	BOSTON COLLEGE#	W	8-3
N 10	BOSTON COLLEGE#	L	7-4
N 16	at Michigan Tech*	L	8-1
N 17	at Michigan Tech*	L	6-3
N 23	ILLINOIS-CHICAGO	W	8-4
N 24	ILLINOIS-CHICAGO	W	5-2
D 8	at Boston University#	T	4-4 OT
D 9	at Boston University#	L	3-2 OT
D 13	at New Hampshire#	W	5-4 OT
D 14	at New Hampshire#	L	3-2
D 28	at UMass-Lowell#	W	5-3
D 29	at UMass-Lowell#	L	6-1
J 4	MAINE#	W	6-3
J 5	MAINE#	W	9-2
J 11	at Northeastern#	W	6-4
J 12	at Northeastern#	W	5-2
J 18	WISCONSIN*	L	8-7 OT
J 19	WISCONSIN*	W	10-3
J 22	at Air Force	W	8-1
J 25	PROVIDENCE#	L	5-4
J 26	PROVIDENCE#	L	4-2
F 1	at Minnesota Duluth*	L	7-2
F 2	at Minnesota Duluth*	L	5-0
F 8	at North Dakota*	W	4-3 OT
F 9	at North Dakota*	W	6-4
F 15	MINNESOTA*	W	5-4
F 16	MINNESOTA*	L	7-2
F 22	COLORADO COLLEGE*	W	6-2
F 23	at Colorado College*	W	6-5 OT
M 1	at North Dakota+	L	7-1
M 2	at North Dakota+	L	8-4

\*- WCHA game

#- WCHA/Hockey East game

+ - WCHA playoffs

## 1985-86 (34-13-1)

WCHA record: 25-9-0 (1st)

Coach: Ralph Backstrom

O 11	COLORADO COLLEGE^	W	7-2
O 12	DU ALUMNI (EX)	W	10-3
O 18	at Wisconsin*	W	4-2
O 19	at Wisconsin*	L	6-2
O 25	COLORADO COLLEGE*	W	5-1
O 26	at Colorado College*	W	6-4
N 1	at Minnesota*	W	4-2
N 2	at Minnesota*	W	5-4
N 8	NORTHERN MICHIGAN*	W	9-4
N 9	NORTHERN MICHIGAN*	L	4-3
N 15	MICHIGAN TECH*	W	4-0
N 16	MICHIGAN TECH*	W	5-3
N 22	NORTHEASTERN#	W	6-4
N 23	NORTHEASTERN#	W	7-1
D 1	at Boston College#	L	4-3
D 3	at Boston College#	W	9-3
D 6	at Providence#	W	6-5 OT
D 7	at Providence#	L	4-3 OT
D 11	at Maine#	W	5-2
D 12	at Maine#	W	4-3
D 20	at U.S. International	W	7-4
D 21	at U.S. International	W	6-3
J 3	BOSTON UNIVERSITY#	W	5-4
J 4	BOSTON UNIVERSITY#	L	3-1
J 10	UMASS-LOWELL#	W	8-3
J 11	UMASS-LOWELL#	W	5-3
J 17	NEW HAMPSHIRE#	W	9-2
J 18	NEW HAMPSHIRE#	W	8-3
J 21	AIR FORCE	W	5-2
J 24	at Northern Michigan*	L	5-4
J 25	at Northern Michigan*	W	4-2
J 31	MINNESOTA DULUTH*	W	4-2
F 1	MINNESOTA DULUTH*	L	4-3
F 7	NORTH DAKOTA*	W	6-3
F 8	NORTH DAKOTA*	L	7-3
F 14	at Michigan Tech*	W	6-5
F 15	at Michigan Tech*	L	5-3
F 21	COLORADO COLLEGE*	W	7-6
F 22	at Colorado College*	W	4-2
F 28	MICHIGAN TECH+	L	4-3
M 1	MICHIGAN TECH+	W	6-2
M 7	MINNESOTA DULUTH+	W	8-2
M 8	MINNESOTA DULUTH+	T	5-5
M 14	MINNESOTA+	W	3-0
M 15	MINNESOTA+	W	3-2
M 21	CORNELL**	W	4-2
M 22	CORNELL**	L	4-3
M 28	Harvard%	L	5-2
M 29	Minnesota%	L	6-4

\*- WCHA game + - WCHA playoffs

#- WCHA/Hockey East game

\*\* - NCAA Quarterfinals

% - NCAA Tournament, Providence, R.I.

^ - Non-League Game

## 1986-87 (19-18-3)

WCHA record: 16-16-3 (T-3rd)

Coach: Ralph Backstrom

O 10	MICHIGAN TECH*	W	8-3
O 11	MICHIGAN TECH*	W	4-3
O 17	NORTH DAKOTA*	L	5-2
O 18	NORTH DAKOTA*	L	11-5
O 24	COLORADO COLLEGE*	T	3-3 OT
O 25	at Colorado College*	L	4-1
O 31	at Minnesota*	L	9-5
N 1	at Minnesota*	L	3-1
N 7	MINNESOTA DULUTH*	W	5-1
N 8	MINNESOTA DULUTH*	L	4-2
N 14	MIAMI	W	11-7
N 15	MIAMI	W	8-3
N 21	WISCONSIN*	T	2-2 OT
N 22	WISCONSIN*	W	8-6
D 5	at UMass-Lowell#	L	5-4 OT
D 6	at Maine#	L	7-5
D 12	at Northern Michigan*	W	4-2
D 13	at Northern Michigan*	W	4-2
D 20	at Wisconsin*	W	5-2
D 21	at Wisconsin*	W	10-3
D 28	BOSTON UNIVERSITY#	W	4-2
J 2	at Northeastern#	L	7-4
J 3	at Providence#	W	3-0
J 9	BOSTON COLLEGE#	L	8-6
J 10	NEW HAMPSHIRE#	W	7-2
J 13	at Air Force	W	9-6
J 16	NORTHERN MICHIGAN*	W	5-3
J 17	NORTHERN MICHIGAN*	L	5-4 OT
J 23	at Minnesota Duluth*	W	6-4
J 24	at Minnesota Duluth*	W	5-2
J 30	MINNESOTA*	T	2-2 OT
J 31	MINNESOTA*	W	8-5
F 6	at Michigan Tech*	L	6-1
F 7	at Michigan Tech*	L	7-6 OT
F 13	at North Dakota*	L	4-1
F 14	at North Dakota*	L	5-2
F 20	at Colorado College*	W	6-2
F 21	COLORADO COLLEGE*	L	10-2
F 27	COLORADO COLLEGE+	L	4-2
F 28	COLORADO COLLEGE+	L	3-2

\* - WCHA game

# - WCHA/Hockey East game

+ - WCHA playoffs

# YEAR-BY-YEAR RESULTS ('87-'90)

## 1987-88 (20-17-2)

WCHA record: 19-14-2 (3rd)

Coach: Ralph Backstrom

O 9	MINNESOTA DULUTH*	W	7-1
O 10	MINNESOTA DULUTH*	W	7-3
O 16	WISCONSIN*	W	8-3
O 17	WISCONSIN*	W	6-5
O 23	COLORADO COLLEGE*	W	5-4
O 24	at Colorado College*	W	4-2
O 30	at Michigan Tech*	W	8-6
O 31	at Michigan Tech*	L	4-3
N 6	at Wisconsin*	L	3-2
N 7	at Wisconsin*	L	7-3
N 20	NORTH DAKOTA*	L	5-4
N 21	NORTH DAKOTA*	W	4-2
N 27	at Boston College#^	W	6-4
N 28	at New Hampshire#	L	6-3
N 30	at Boston University#	T	3-3 OT
D 4	MINNESOTA*	L	5-3
D 5	MINNESOTA*	L	5-3
D 11	at Minnesota Duluth*	L	5-3
D 12	at Minnesota Duluth*	W	6-2
D 18	at Northern Michigan*	L	5-4 OT
D 19	at Northern Michigan*	T	7-7 OT
J 2	at U.S. International	W	8-2
J 3	at U.S. International	L	4-2
J 8	MAINE#	L	12-5
J 9	UMASS-LOWELL#	W	9-4
J 15	PROVIDENCE#	W	4-2
J 16	NORTHEASTERN#	W	5-4 OT
J 22	at North Dakota*	W	4-3 OT
J 23	at North Dakota*	L	4-2
J 29	MICHIGAN TECH*	L	6-4
J 30	MICHIGAN TECH*	W	5-2
F 3	U.S. NATIONAL TEAM (EX)	L	4-2
F 5	NORTHERN MICHIGAN*	W	5-4
F 6	NORTHERN MICHIGAN*	W	6-3
F 12	at Minnesota*	L	6-3
F 13	at Minnesota*	L	8-2
F 19	at Colorado College*	W	11-4
F 20	COLORADO COLLEGE*	W	5-3
F 23	U.S. NATIONAL TEAM (EX)	L	4-2
F 26	MINNESOTA DULUTH+	L	5-2
F 27	MINNESOTA DULUTH+	L	7-3

\* - WCHA game

# - WCHA/Hockey East game

+ - WCHA playoffs

^ - at Walter Brown Arena, BU

## 1988-89 (22-19-2)

WCHA record: 16-17-2 (5th)

Coach: Ralph Backstrom

O 14	MINNESOTA DULUTH*	W	7-6
O 15	MINNESOTA DULUTH*	W	6-4
O 21	at Minnesota*	L	4-3
O 22	at Minnesota*	L	4-3 OT
O 28	WISCONSIN*	L	7-4
O 29	WISCONSIN*	T	4-4 OT
N 4	COLORADO COLLEGE*	W	8-7
N 5	at Colorado College*	W	7-4
N 11	BOSTON UNIVERSITY#	W	8-6
N 12	NEW HAMPSHIRE#	W	8-1
N 14	BOSTON COLLEGE#	L	6-2
N 18	NORTHERN MICHIGAN*	L	3-2
N 19	NORTHERN MICHIGAN*	L	1-0
N 26	at North Dakota*	W	6-4
N 27	at North Dakota*	W	5-3
N 29	at St. Cloud State	W	8-4
D 2	at Michigan Tech*	L	3-1
D 3	at Michigan Tech*	W	5-3
D 9	NORTH DAKOTA*	W	7-6 OT
D 10	NORTH DAKOTA*	L	3-2
D 16	at Northern Michigan*	L	9-2
D 17	at Northern Michigan*	L	5-2
D 29	MINNESOTA*	L	6-5
D 30	MINNESOTA*	L	6-3
J 6	at Northeastern#	L	7-3
J 7	at Providence#	L	4-2
J 12	at Maine#	L	3-2
J 14	at UMass-Lowell#	W	5-3
J 20	ST. CLOUD STATE	W	8-3
J 21	ST. CLOUD STATE	W	5-4
J 27	at Minnesota Duluth*	L	5-3
J 28	at Minnesota Duluth*	W	3-1
F 3	at Wisconsin*	L	4-3 OT
F 4	at Wisconsin*	T	2-2 OT
F 10	MICHIGAN TECH*	W	6-2
F 11	MICHIGAN TECH*	W	4-2
F 17	at Colorado College*	W	5-2
F 18	COLORADO COLLEGE*	W	5-4 OT
F 25	at North Dakota+	L	7-1
F 26	at North Dakota+	W	5-4
F 27	at North Dakota+	W	3-2
M 5	at Minnesota %	W	2-1
M 6	at Northern Michigan%	L	9-4

\* - WCHA game

# - WCHA/Hockey East game

+ - WCHA playoffs

% - WCHA Championships, St. Paul, Minn.

## 1989-90 (18-24-0)

WCHA record: 13-15-0 (T-5th)

Coach: Ralph Backstrom

O 13	at Minnesota Duluth*	L	4-3
O 14	at Minnesota Duluth*	L	5-2
O 20	at Colorado College*	L	6-2
O 21	COLORADO COLLEGE*	W	8-3
O 27	WISCONSIN*	L	6-5
O 28	WISCONSIN*	L	4-2
N 3	at Alaska-Fairbanks	W	12-5
N 4	at Alaska-Fairbanks	W	8-1
N 10	at Michigan Tech*	W	8-6
N 11	at Michigan Tech*	W	3-2
N 17	NORTH DAKOTA*	W	5-3
N 18	NORTH DAKOTA*	L	8-3
N 24	NORTHERN MICHIGAN*	W	5-4 OT
N 25	NORTHERN MICHIGAN*	L	3-1
D 1	at Minnesota*	L	9-8
D 2	at Minnesota*	L	5-3
D 5	at St. Cloud State	W	3-2
D 8	at Maine	L	6-1
D 9	at Maine	L	4-3 OT
D 15	at North Dakota*	W	9-8
D 16	at North Dakota*	W	4-3
D 18	vs. Michigan State#	L	2-1
D 20	vs. British Columbia#	L	6-3
D 22	ST. CLOUD STATE	L	7-2
D 29	BOSTON UNIVERSITY	W	5-2
D 30	BOSTON UNIVERSITY	W	4-2
J 5	MINNESOTA*	L	8-5
J 6	MINNESOTA*	L	7-2
J 12	at Northern Michigan*	W	5-4
J 13	at Northern Michigan*	L	7-4
J 19	NORTHEASTERN	L	7-3
J 20	NORTHEASTERN	L	6-4
J 26	at Wisconsin*	L	3-2
J 27	at Wisconsin*	L	7-1
F 9	MICHIGAN TECH*	W	15-7
F 10	MICHIGAN TECH*	W	6-3
F 16	MINNESOTA DULUTH*	W	5-2
F 17	MINNESOTA DULUTH*	W	5-3
F 23	COLORADO COLLEGE*	L	5-4 OT
F 24	at Colorado College*	W	5-4
M 2	at Northern Michigan+	L	3-0
M 3	at Northern Michigan+	L	9-4

\* - WCHA game

+ - WCHA Playoffs

# - Great Western Freezeout, Inglewood, Calif.

# YEAR-BY-YEAR RESULTS ('90-'93)

## 1990-91 (6-30-2)

WCHA record: 5-25-2 (9th)

Coach: Frank Serratore

O 12	at North Dakota*	L	5-3
O 13	at North Dakota*	L	8-1
O 19	MINNESOTA*	L	5-2
O 20	MINNESOTA*	L	2-0
O 26	COLORADO COLLEGE*	L	7-1
O 27	at Colorado College*	W	5-2
N 2	MAINE	L	10-1
N 3	MAINE	L	3-2 OT
N 9	at Northern Michigan*	L	9-2
N 10	at Northern Michigan*	L	6-3
N 16	at Boston University	L	12-0
N 17	at Boston University	L	9-2
N 23	MINNESOTA DULUTH*	L	5-1
N 24	MINNESOTA DULUTH*	T	3-3 OT
N 30	ST. CLOUD STATE*	T	2-2 OT
D 1	ST. CLOUD STATE*	L	5-1
D 7	at Northeastern	W	5-2
D 8	at Northeastern	L	6-3
D 13	at Wisconsin*	L	4-2
D 14	at Wisconsin*	L	5-2
D 21	MICHIGAN TECH*	W	5-4
D 22	MICHIGAN TECH*	L	5-3
D 28	at St. Cloud State*	L	7-4
D 29	at St. Cloud State*	W	5-4 OT
J 4	at Minnesota*	L	5-2
J 5	at Minnesota*	L	4-3
J 18	WISCONSIN*	W	6-3
J 19	WISCONSIN*	L	4-3
J 25	NORTHERN MICHIGAN*	L	12-2
J 26	NORTHERN MICHIGAN*	L	8-3
F 1	at Michigan Tech*	L	10-3
F 2	at Michigan Tech*	L	6-1
F 8	NORTH DAKOTA*	L	9-7
F 9	NORTH DAKOTA*	W	7-4
F 15	at Colorado College*	L	6-4
F 16	COLORADO COLLEGE*	L	5-4
F 22	at Minnesota Duluth*	L	11-3
F 23	at Minnesota Duluth*	L	7-3

\* - WCHA game

## 1991-92 (9-25-2)

WCHA record: 8-22-2 (9th)

Coach: Frank Serratore

O 18	NORTH DAKOTA*	L	10-5
O 19	NORTH DAKOTA*	L	5-4
O 25	MINNESOTA*	W	4-2
O 26	MINNESOTA*	L	5-1
N 1	at Colorado College*	L	6-3
N 3	COLORADO COLLEGE*	W	2-0
N 8	PROVIDENCE	L	4-2
N 9	PROVIDENCE	L	7-3
N 15	NORTHERN MICHIGAN*	L	10-2
N 16	NORTHERN MICHIGAN*	L	9-5
N 29	at Wisconsin*	T	3-3 OT
N 30	at Wisconsin*	L	6-3
D 6	at North Dakota*	L	6-1
D 7	at North Dakota*	L	7-6 OT
D 13	at Michigan Tech*	L	7-6
D 14	at Michigan Tech*	W	4-2
D 28	at St. Cloud State*	W	4-1
D 29	at St. Cloud State*	L	9-0
J 3	MINNESOTA DULUTH*	W	6-2
J 4	MINNESOTA DULUTH*	L	7-6
J 10	WISCONSIN*	L	3-2
J 11	WISCONSIN*	W	3-2 OT
J 17	at Minnesota Duluth*	L	5-4
J 18	at Minnesota Duluth*	L	4-3 OT
J 24	MICHIGAN TECH*	W	6-3
J 25	MICHIGAN TECH*	L	4-3
J 31	at Alaska-Fairbanks	L	7-2
F 1	at Alaska-Fairbanks	W	7-3
F 14	ST. CLOUD STATE*	L	5-4 OT
F 15	ST. CLOUD STATE*	L	4-1
F 21	at Minnesota*	W	5-4 OT
F 22	at Minnesota*	L	7-3
F 28	at Northern Michigan*	L	14-2
F 29	at Northern Michigan*	L	6-4
M 6	COLORADO COLLEGE*	T	3-3 OT
M 7	at Colorado College*	L	5-2

\* - WCHA game

## 1992-93 (19-17-2)

WCHA record: 15-15-2 (6th)

Coach: Frank Serratore

O 23	MINNESOTA DULUTH*	W	4-2
O 24	MINNESOTA DULUTH*	W	8-4
O 30	at St. Cloud State*	W	4-3
O 31	at St. Cloud State*	W	8-2
N 6	at Colorado College*	L	4-8
N 7	COLORADO COLLEGE*	W	6-3
N 13	NORTH DAKOTA*	W	6-3
N 14	NORTH DAKOTA*	W	7-3
N 20	MINNESOTA*	L	4-7
N 21	MINNESOTA*	T	2-2 OT
D 4	at Northern Michigan*	L	1-4
D 5	at Northern Michigan*	L	3-7
D 11	WISCONSIN*	L	2-5
D 12	WISCONSIN*	W	5-4
D 18	at Michigan Tech*	L	3-7
D 19	at Michigan Tech*	L	2-3
D 29	ARMY!	W	4-3
D 30	NOTRE DAME!	W	6-1
J 8	ST. CLOUD STATE*	L	3-4
J 9	ST. CLOUD STATE*	L	1-4
J 15	at Minnesota Duluth*	L	1-7
J 16	at Minnesota Duluth*	W	2-1 OT
J 22	at Wisconsin*	W	5-4 OT
J 23	at Wisconsin*	L	2-4
J 29	at Alaska Anchorage*	W	5-3
J 30	at Alaska Anchorage*	W	3-1
F 5	at North Dakota*	W	5-4
F 6	at North Dakota*	W	6-5 OT
F 12	MICHIGAN TECH*	L	2-5
F 13	MICHIGAN TECH*	T	4-4 OT
F 19	at Minnesota*	L	0-3
F 20	at Minnesota*	L	3-10
F 26	NORTHERN MICHIGAN*	W	6-4
F 27	NORTHERN MICHIGAN*	L	1-8
M 5	at Colorado College*	W	4-2
M 6	COLORADO COLLEGE*	W	8-2
M 12	at Northern Michigan+	L	3-5
M 13	at Northern Michigan+	L	0-7

\* - WCHA game

+ - WCHA playoffs

! - Denver Cup, Denver Arena

# YEAR-BY-YEAR RESULTS ('93-'96)

## 1993-94 (15-20-3)

WCHA record: 11-18-3 (9th)

Coach: Frank Serratore

O 22	WISCONSIN*	L	2-3
O 23	WISCONSIN*	L	3-6
O 29	at North Dakota*	W	7-5
O 30	at North Dakota*	L	2-3 OT
N 5	ST. CLOUD STATE*	W	6-3
N 6	ST. CLOUD STATE*	W	5-4
N 19	at Minnesota*	T	3-3 OT
N 20	at Minnesota*	L	3-4
N 26	ALASKA ANCHORAGE*	W	5-0
N 27	ALASKA ANCHORAGE*	L	4-5
D 3	at Minnesota Duluth*	W	4-3
D 4	at Minnesota Duluth*	L	2-5
D 10	MICHIGAN TECH*	W	5-3
D 11	MICHIGAN TECH*	T	4-4 OT
D 17	at St. Cloud State*	L	0-5
D 18	at St. Cloud State*	L	0-3
D 28	PRINCETON!	W	5-2
D 29	BOSTON COLLEGE!	W	4-2
J 7	at Colorado College*	L	5-6
J 8	COLORADO COLLEGE*	W	5-4
J 14	at Northern Michigan*	L	3-4
J 15	at Northern Michigan*	L	3-4
J 21	MINNESOTA*	L	5-6 OT
J 22	MINNESOTA*	L	3-5
J 28	ALASKA FAIRBANKS	W	8-3
J 29	ALASKA FAIRBANKS	W	5-4
F 4	NORTH DAKOTA*	W	3-1
F 5	NORTH DAKOTA*	W	5-2
F 11	at Michigan Tech*	L	1-7
F 12	at Michigan Tech*	L	2-6
F 18	MINNESOTA DULUTH*	W	7-5
F 19	MINNESOTA DULUTH*	L	4-5
F 25	at Alaska Anchorage*	L	1-4
F 26	at Alaska Anchorage*	W	6-3
M 4	COLORADO COLLEGE*	L	3-4 OT
M 5	Colorado College*	T	5-5 OT
M 11	Minnesota+	L	5-8
M 12	Minnesota+	L	3-6

\*- WCHA game

+ - WCHA playoffs first round

! - Denver Cup, Denver Arena

## 1994-95 (25-15-2)

WCHA record: 18-12-2 (T-2nd)

Coach: George Gwozdecky

O 21	at Wisconsin*	L	4-1
O 22	at Wisconsin*	L	6-4
O 28	at Michigan Tech*	L	4-2
O 29	at Michigan Tech*	W	4-2
N 4	NORTH DAKOTA*	L	6-4
N 5	NORTH DAKOTA*	W	7-2
N 11	COLORADO COLLEGE*	W	6-5
N 13	at Colorado College*^	L	7-3
N 18	at Alaska Anchorage*	W	3-1
N 19	at Alaska Anchorage*	W	5-2
N 25	at Northeastern	W	9-4
N 26	at Boston College	W	4-3 OT
D 2	NORTHERN MICHIGAN*	W	4-2
D 3	NORTHERN MICHIGAN*	W	5-1
D 10	at Minnesota*	W	4-3
D 11	at Minnesota*	W	3-2
D 28	OHIO STATE!	W	5-3
D 29	BROWN!	W	3-2
J 6	ST. CLOUD STATE*	L	8-2
J 7	ST. CLOUD STATE*	W	7-5
J 13	at Minnesota Duluth*	L	5-4 OT
J 14	at Minnesota Duluth*	T	4-4 OT
J 20	ALASKA ANCHORAGE*	L	6-4
J 21	ALASKA ANCHORAGE*	W	7-3
J 27	MICHIGAN TECH*	L	7-6 OT
J 28	MICHIGAN TECH*	W	5-2
F 3	at Northern Michigan*	W	3-2
F 4	at Northern Michigan*	W	5-3
F 10	at North Dakota*	W	4-1
F 11	at North Dakota*	L	3-1
F 17	MINNESOTA*	L	5-1
F 18	MINNESOTA*	W	3-0
F 24	WISCONSIN*	L	4-3
F 25	WISCONSIN*	W	5-2
M 3	at Colorado College*^	T	5-5 OT
M 4	COLORADO COLLEGE*	W	7-3
M 10	MICHIGAN TECH+	W	5-4 OT
M 11	MICHIGAN TECH+	W	5-2
M 17	Wisconsin%	L	5-4
M 18	Minnesota%	L	5-4 OT
M 24	New Hampshire\$	W	9-2
M 25	Maine\$	L	4-2

\*- WCHA game

! - Denver Cup, McNichols Arena

+ - WCHA playoffs first round

^ - Cadet Ice Arena, USAFA, Colo.

% - WCHA Final Five, St. Paul, Minn.

\$ - NCAA East Regionals, Worcester, Mass.

## 1995-96 (22-14-3)

WCHA Record: 17-12-3 (3rd)

Coach: George Gwozdecky

O 20	at Wisconsin*	L	4-3
O 21	at Wisconsin*	W	6-2
O 27	CLARKSON	W	4-2
O 28	CLARKSON	W	4-3 OT
N 3	NORTHERN MICHIGAN*	W	2-1
N 4	NORTHERN MICHIGAN*	W	4-2
N 11	at Minnesota*	W	6-4
N 12	at Minnesota*	L	8-4
N 17	MICHIGAN TECH*	W	4-1
N 18	MICHIGAN TECH*	T	3-3 OT
N 24	ST. CLOUD STATE*	W	6-4
N 25	ST. CLOUD STATE*	W	6-2
D 1	ALASKA ANCHORAGE*	W	3-2
D 2	ALASKA ANCHORAGE*	W	3-2 OT
D 8	at Northern Michigan*	W	4-1
D 9	at Northern Michigan*	W	5-0
D 15	at North Dakota*	L	4-3
D 16	at North Dakota*	W	6-3
D 27	AIR FORCE!	W	11-1
D 28	COLORADO COLLEGE!	W	3-2
J 5	MINNESOTA*	L	7-4
J 6	MINNESOTA*	L	3-2
J 12	COLORADO COLLEGE*	W	4-3
J 14	at Colorado College*^	L	7-4
J 20	NORTH DAKOTA*	W	3-2
J 21	NORTH DAKOTA*	W	4-3
J 26	at St. Cloud State*	W	4-2
J 27	at St. Cloud State*	T	4-4 OT
F 2	at Colorado College*^	L	5-4
F 3	COLORADO COLLEGE*	L	6-0
F 9	MINNESOTA DULUTH*	W	6-4
F 10	MINNESOTA DULUTH*	L	8-3
F 16	at Michigan Tech*	T	3-3 OT
F 17	at Michigan Tech*	L	6-4
F 23	at Alaska Anchorage*	L	4-3
F 24	at Alaska Anchorage*	L	2-1 OT
M 1	ST. CLOUD STATE+	L	3-1
M 2	ST. CLOUD STATE+	W	6-4
M 3	ST. CLOUD STATE+	L	4-0

\*- WCHA game

+ - WCHA playoff opening round

! - Denver Cup, McNichols Arena

^ - Cadet Ice Arena, USAFA, Colo.

# YEAR-BY-YEAR RESULTS ('96-'99)

## 1996-97 (24-13-4)

WCHA Record: 17-11-4 (T-4th)

Coach: George Gwozdecky

O 12	CALGARY (EX)	W	7-4
O 18	at North Dakota*	L	3-2 OT
O 19	at North Dakota*	L	6-2
O 25	WISCONSIN*	L	8-3
O 26	WISCONSIN*	W	3-2
N 1	at Clarkson	W	3-0
N 2	at Clarkson	W	4-2
N 8	COLORADO COLLEGE*	L	6-2
N 10	at Colorado College*^	L	3-2
N 15	ALASKA ANCHORAGE*	W	6-1
N 16	ALASKA ANCHORAGE*	T	2-2 OT
N 22	at Michigan Tech*	W	3-2
N 23	at Michigan Tech*	W	7-0
N 29	at Northern Michigan*	L	4-3
N 30	at Northern Michigan*	T	3-3 OT
D 13	MINNESOTA DULUTH*	W	6-3
D 14	MINNESOTA DULUTH*	W	5-1
D 27	MAINE!	W	4-3 OT
D 28	YALE!	W	3-2 OT
J 3	ST. CLOUD STATE*	W	9-6
J 4	ST. CLOUD STATE*	T	1-1 OT
J 10	at Minnesota*	L	3-2 OT
J 11	at Minnesota*	W	5-2
J 17	MICHIGAN TECH*	W	5-3
J 18	MICHIGAN TECH*	T	4-4 OT
J 24	at Alaska Anchorage*	L	7-3
J 25	at Alaska Anchorage*	W	3-1
J 31	NORTHERN MICHIGAN*	W	5-1
F 1	NORTHERN MICHIGAN*	W	6-3
F 7	at Minnesota Duluth*	L	7-4
F 8	at Minnesota Duluth*	L	3-2
F 14	at Colorado College*^	L	4-3
F 15	COLORADO COLLEGE*	W	6-1
F 21	at Wisconsin*	W	5-3
F 22	at Wisconsin*	W	4-3
F 28	NORTH DAKOTA*	W	6-3
M 1	NORTH DAKOTA*	W	5-0
M 7	MINNESOTA DULUTH+	W	4-1
M 8	MINNESOTA DULUTH+	W	7-3
M 13	Colorado College&	L	5-2
M 21	Vermont#	W	6-3
M 22	Boston University#	L	4-3 OT

\*- WCHA game

+ - WCHA playoffs opening round

! - Denver Cup, McNichols Arena

^- Cadet Ice Arena, USAFA, Colo.

&- WCHA Final Five, St. Paul, Minn.

#- NCAA Regionals, Worcester, Mass.

## 1997-98 (11-25-2)

WCHA Record: 8-18-2 (8th)

Coach: George Gwozdecky

O 12	CALGARY (EX)	W	7-4
O 18	CALGARY (EX)#	L	2-1
O 26	MICHIGAN TECH*%	L	5-4 OT
O 27	MICHIGAN TECH*%	W	5-2
O 31	at Mankato State	L	5-3
N 1	at Mankato State	W	4-1
N 8	ALASKA ANCHORAGE*%	L	1-0
N 9	ALASKA ANCHORAGE*%	W	5-1
N 15	at Nebraska-Omaha	L	6-3
N 16	at Nebraska-Omaha	L	7-5
N 21	at North Dakota*	L	4-3
N 22	at North Dakota*	L	6-1
N 29	ST. CLOUD STATE*#	L	6-4
N 30	ST. CLOUD STATE*#	L	6-2
D 7	at Colorado College*\$	L	9-1
D 8	COLORADO COLLEGE*#	W	6-0
D 12	at Michigan Tech*	L	3-2
D 13	at Michigan Tech*	L	4-3
D 27	MIAMI!	L	9-6
D 28	COLORADO COLLEGE!	L	6-1
J 3	WISCONSIN*%	L	5-2
J 4	WISCONSIN*%	L	7-3
J 16	at Minnesota*	W	5-2
J 17	at Minnesota*	L	5-2
J 23	at Vermont	W	5-3
J 24	at Dartmouth	W	3-2
J 30	at St. Cloud State*	W	4-3
J 31	at St. Cloud State*	L	3-2
F 6	at Colorado College*	T	6-6 OT
F 7	COLORADO COLLEGE*%	W	4-2
F 13	at Wisconsin*	L	7-4
F 14	at Wisconsin*	W	3-2
F 21	NORTH DAKOTA*\$	L	6-4
F 22	NORTH DAKOTA*\$	L	7-3
F 27	at Alaska Anchorage*	W	6-5 OT
F 28	at Alaska Anchorage*	T	1-1 OT
M 8	MINN. DULUTH*#	L	6-2
M 9	MINN. DULUTH*#	L	5-4 OT
M 13	at Colorado College+	L	3-2 OT
M 14	at Colorado College+	L	6-4

\* - WCHA game

+ - WCHA playoffs opening round

# - at Denver Coliseum, Denver, Colo.

% - at McNichols Arena, Denver, Colo.

\$ - at Cadet Ice Arena, AFA, Colo.

! - Wells Fargo Denver Cup, McNichols

Arena

## 1998-99 (26-13-2)

WCHA Record: 15-11-2 (3rd)

Coach: George Gwozdecky

O 15	CALGARY (EX.)%	W	7-3
O 23	NEBRASKA-OMAHA&	W	4-1
O 24	NEBRASKA-OMAHA&	W	5-1
O 30	at Michigan Tech*	W	5-2
O 31	at Michigan Tech*	W	5-2
N 6	ST. CLOUD STATE*&	W	5-3
N 7	ST. CLOUD STATE*&	L	6-3
N 13	at Colorado College*	L	6-4
N 14	COLORADO COLLEGE*%	W	6-0
N 20	WISCONSIN*&	L	3-0
N 21	WISCONSIN*&	W	5-3
D 5	NORTH DAKOTA*%	L	6-4
D 6	NORTH DAKOTA*%	L	5-3
D 11	at Alaska Anchorage*	L	5-1
D 12	at Alaska Anchorage*	L	2-1
D 27	LAKE SUPERIOR STATE!%	W	4-0
D 28	BOSTON COLLEGE!%	W	4-3 OT
J 1	MAINE%	L	4-3
J 3	NEW HAMPSHIRE%	W	4-2
J 9	MINNESOTA*^	T	3-3 OT
J 10	MINNESOTA*%	W	5-0
J 15	at Minnesota Duluth*	L	4-3
J 16	at Minnesota Duluth*	W	4-2
J 23	ALASKA ANCHORAGE*%	W	4-3 OT
J 24	ALASKA ANCHORAGE*%	W	2-1
J 29	at Wisconsin*	T	5-5 OT
J 30	at Wisconsin*	W	5-0
F 5	at Air Force	W	7-3
F 6	MANKATO STATE\$	W	6-4
F 12	at North Dakota*	L	7-3
F 13	at North Dakota*	L	11-4
F 19	at Colorado College*	L	5-2
F 20	COLO. COLLEGE*\$	W	4-3 OT
F 26	at St. Cloud State*	W	5-4
F 27	at St. Cloud State*	W	3-1
M 6	MICHIGAN TECH*^	W	3-1
M 7	MICHIGAN TECH*^	W	4-2
M 12	MICHIGAN TECH+&	W	2-1
M 13	MICHIGAN TECH+&	W	4-2
M 19	Colorado College++	W	3-2 OT
M 20	North Dakota++	W	4-3
M 26	Michigan#	L	5-3

\* - WCHA game

+ - WCHA playoffs

&- at Denver Coliseum

% - at McNichols Arena, Denver, Colo.

\$ - at Cadet Ice Arena, AFA Academy, Colo.

! - Wells Fargo Denver Cup, McNichols Arena, Denver, Colo.

^- at World Arena, Colorado Springs

++ - WCHA Final Five, Minneapolis, Minn.

# - NCAA East Regionals, Worcester, Mass.

# YEAR-BY-YEAR RESULTS ('99-'02)

## 1999-2000 (16-23-2)

WCHA Record: 9-18-1 (9th)

Coach: George Gwozdecky

O 9	ALBERTA (EX.)	L	5-4 OT
O 15	UNION#^	W	4-1
O 16	PROVIDENCE#	W	3-2 2OT
O 22	ALASKA ANCHORAGE*	W	4-0
O 23	ALASKA ANCHORAGE*	L	4-3
O 29	at Michigan Tech*	W	7-0
O 30	at Michigan Tech*	W	6-5 OT
N 5	WISCONSIN*	L	3-2
N 6	WISCONSIN*	L	5-3
N 12	at Mankato State*	L	8-3
N 13	at Mankato State*	L	2-0
N 19	at Colorado College*	L	4-2
N 20	COLORADO COLLEGE*	L	4-1
N 26	at Boston University	L	4-0
N 27	at Providence	L	7-3
D 3	ST. CLOUD STATE*	L	6-0
D 5	ST. CLOUD STATE*	W	3-2
D 10	at North Dakota*	L	7-3
D 11	at North Dakota*	W	7-2
D 31	NOTRE DAME!&	T	3-3 OT
J 1	MAINE!	L	4-3
J 7	NEBRASKA-OMAHA	W	4-1
J 8	NEBRASKA-OMAHA	W	3-2
J 14	at Minnesota*	L	7-6 OT
J 15	at Minnesota*	L	7-3
J 21	COLORADO COLLEGE*	L	2-0
J 22	at Colorado College*	L	6-4
J 28	at Alaska Anchorage*	T	2-2 OT
J 29	at Alaska Anchorage*	L	2-1
F 4	MINNESOTA STATE*	W	5-3
F 5	MINNESOTA STATE*	L	2-1
F 11	MINNESOTA DULUTH*	W	9-1
F 12	MINNESOTA DULUTH*	L	4-3
F 18	at St. Cloud State*	L	3-1
F 19	at St. Cloud State*	L	4-3
F 25	AIR FORCE	W	4-0
F 27	BEMIDJI STATE	W	7-1
M 3	MICHIGAN TECH*	W	6-1
M 4	MICHIGAN TECH*	W	4-1
M 10	at North Dakota+	L	4-0
M 11	at North Dakota+	W	2-1
M 12	at North Dakota+	L	9-4

^ - First game at Magness Arena

o - WCHA game

+ - WCHA playoffs

# - Icebreaker Tournament

! - Wells Fargo Denver Cup

& - DU advanced with 1-0 shootout win

## 2000-01 (19-15-4)

WCHA Record: 14-11-3 (6th)

Coach: George Gwozdecky

O 9	CALGARY (EX.)	W	5-3
O 20	BOSTON COLLEGE	L	3-2
O 21	BOSTON COLLEGE	L	3-2
O 27	at St. Cloud State*	L	5-1
O 28	at St. Cloud State*	W	3-1
N 3	NORTH DAKOTA*	L	5-2
N 4	NORTH DAKOTA*	L	7-4
N 10	at Mankato State*	W	5-4
N 11	at Mankato State*	L	4-2
N 17	MICHIGAN TECH*	L	5-2
N 18	MICHIGAN TECH*	W	4-1
N 24	BOSTON UNIVERSITY	W	5-2
N 25	PROVIDENCE COLLEGE	T	3-3 OT
D 1	MINNESOTA*	W	4-0
D 2	MINNESOTA*	W	4-1
D 8	at Alaska Anchorage*	W	5-1
D 9	at Alaska Anchorage*	W	6-2
D 15	at Minnesota Duluth*	T	1-1 OT
D 16	at Minnesota Duluth*	W	2-1
D 29	AIR FORCE!	W	5-2
D 30	PROVIDENCE COLLEGE!	W	2-1
J 5	COLORADO COLLEGE*	L	4-1
J 6	at Colorado College*	L	5-1
J 12	at Wisconsin*	W	2-1
J 13	at Wisconsin*	T	2-2 OT
J 19	COLORADO COLLEGE	L	4-1
J 26	ALABAMA-HUNTSVILLE	W	4-0
J 28	ALABAMA-HUNTSVILLE	W	3-0
F 2	MINNESOTA STATE*	L	3-1
F 3	MINNESOTA STATE*	L	6-3
F 10	at Colorado College*	W	3-2
F 16	at North Dakota*	T	3-3 OT
F 17	at North Dakota*	L	3-0
F 23	ALASKA ANCHORAGE*	W	6-3
F 24	ALASKA ANCHORAGE*	W	5-1
M 2	MINNESOTA DULUTH*	W	8-2
M 3	MINNESOTA DULUTH*	W	3-1
M 9	at Wisconsin+	L	6-4
M 10	at Wisconsin+	L	6-2

\* - WCHA game

+ - WCHA playoffs

! - Wells Fargo Denver Cup

## 2001-02 (32-8-1)

WCHA Record: 21-6-1 (1st)

Coach: George Gwozdecky

O 5	ALBERTA (EX.)	W	6-2
O 12	vs. Boston College%	W	4-3
O 13	vs. Northeastern%	W	3-0
O 20	U.S. UNDER-18 (EX.)	W	7-2
O 26	ALASKA ANCHORAGE*	W	7-2
O 27	ALASKA ANCHORAGE*	W	3-2
N 2	at Colorado College*	W	3-2 OT
N 3	COLORADO COLLEGE*	W	3-2
N 9	at Michigan Tech*	W	9-2
N 10	at Michigan Tech*	W	3-1
N 24	vs Vermont\$	W	4-1
N 25	at New Hampshire\$	L	5-2
N 30	at Minnesota Duluth*	W	8-2
D 1	at Minnesota Duluth*	W	3-1
D 7	MINNESOTA*	L	2-1
D 8	MINNESOTA*	W	4-3
D 14	at Minnesota State*	W	6-1
D 15	at Minnesota State*	W	5-2
D 28	BOWLING GREEN!	W	3-1
D 29	UMASS LOWELL!	W	2-1
J 4	WISCONSIN*	W	3-0
J 5	WISCONSIN*	W	5-1
J 11	MICHIGAN TECH*	W	3-1
J 12	MICHIGAN TECH*	W	7-4
J 18	BEMIDJI STATE	W	6-2
J 20	at Air Force	W	2-1
J 25	at Minnesota*	W	3-1
J 26	at Minnesota*	L	6-1
F 1	COLORADO COLLEGE*	L	3-2
F 2	at Colorado College*	L	4-2
F 8	MINNESOTA DULUTH*	W	4-1
F 9	MINNESOTA DULUTH*	T	3-3 OT
F 15	at Wisconsin*	W	5-2
F 16	at Wisconsin*	W	3-2
F 22	ST. CLOUD STATE*	W	5-2
F 23	ST. CLOUD STATE*	L	4-2
M 1	at North Dakota*	W	4-3 OT
M 2	at North Dakota*	L	4-1
M 8	MICHIGAN TECH+	W	5-1
M 9	MICHIGAN TECH+	W	8-1
M 15	vs Colorado College#	W	3-0
M 16	vs Minnesota#	W	5-2
M 23	vs Michigan^	L	5-3

\* - WCHA game

+ - WCHA playoffs

# - WCHA Final Five, St. Paul, Minn.

^ - NCAA West Regional, Ann Arbor, Mich.

% - Nye Frontier Classic, Anchorage, Alaska

\$ - New Hampshire Tournament

! - Wells Fargo Denver Cup

# YEAR-BY-YEAR RESULTS ('02-'05)

## 2002-03 (21-14-6)

WCHA Record: 11-11-6 (7th)

Coach: George Gwozdecky

O 11	Michigan State%	W	5-0
O 12	at Nebraska-Omaha%	W	3-2
O 14	WINDSOR (EX.)	W	12-1
O 18	at Boston College	L	4-2
O 19	at Northeastern	W	3-1
O 25	ALABAMA-HUNTSVILLE	W	7-2
O 26	ALABAMA-HUNTSVILLE	W	7-0
N 1	at Wisconsin*	W	5-3
N 2	at Wisconsin*	W	5-3
N 8	MINNESOTA DULUTH*	L	3-2
N 9	MINNESOTA DULUTH*	W	4-2
N 15	at Michigan Tech*	T	3-3 OT
N 16	at Michigan Tech*	W	5-2
N 22	at Alaska Anchorage*	T	2-2 OT
N 23	at Alaska Anchorage*	W	3-1
N 29	MERCYHURST	W	5-1
N 30	AIR FORCE	W	7-0
D 6	COLORADO COLLEGE*	L	4-3
D 7	Colorado College*	L	6-2
D 13	at St. Cloud State*	T	1-1 OT
D 14	at St. Cloud State*	L	6-4
D 27	MIAMI (OHIO)!	W	6-0
D 28	NEW HAMPSHIRE!	W	4-0
J 10	ST. CLOUD STATE*	W	4-0
J 11	ST. CLOUD STATE*	L	5-4
J 17	MINNESOTA STATE*	T	3-3 OT
J 18	MINNESOTA STATE*	L	4-2
J 31	WISCONSIN*	W	4-1
F 1	WISCONSIN*	W	7-1
F 7	at Minnesota Duluth*	L	6-5
F 8	at Minnesota Duluth*	L	3-1
F 14	NORTH DAKOTA*	T	3-3 OT
F 15	NORTH DAKOTA*	W	2-1
F 21	MICHIGAN TECH*	W	7-2
F 22	MICHIGAN TECH*	W	4-3
F 28	at Minnesota*	T	3-3 OT
M 1	at Minnesota*	L	8-5
M 6	Colorado College*	L	2-0
M 7	COLORADO COLLEGE*	L	4-2
M 14	at North Dakota+	W	4-1
M 15	at North Dakota+	L	3-2 OT
M 16	at North Dakota+	L	3-2 OT

\*- WCHA game

+ - WCHA playoffs

%- UNO Stampede Tourney, Omaha, Neb.

!- Wells Fargo Denver Cup

## 2003-04 (27-12-5)

WCHA Record: 13-10-5 (T-4th)

Coach: George Gwozdecky

O 3	Ohio State#	W	5-2
O 4	St. Lawrence#	W	3-0
O 10	U.S. UNDER-18 (EX)	W	6-2
O 11	BRITISH COLUMBIA (EX)	W	6-4
O 17	NORTHEASTERN	W	5-2
O 18	NORTHEASTERN	W	6-3
O 31	at Minnesota*	L	6-2
N 1	at Minnesota*	W	4-3
N 7	at Colorado College*	W	5-2
N 8	COLORADO COLLEGE*	L	4-1
N 14	at Alaska Anchorage*	T	4-4 OT
N 15	at Alaska Anchorage*	W	4-0
N 21	NORTH DAKOTA*	L	8-2
N 22	NORTH DAKOTA*	L	6-2
N 28	FINDLAY	W	4-0
N 29	at Air Force	W	4-1
D 5	WISCONSIN*	T	2-2 OT
D 6	WISCONSIN*	L	3-1
D 12	at St. Cloud State*	W	4-1
D 13	at St. Cloud State*	W	3-2
D 19	at Minnesota State*	T	4-4 OT
D 20	at Minnesota State*	L	8-7
D 27	NIAGARA%	W	3-2
D 28	NEBRASKA-OMAHA%	W	6-3
J 2	ST. LAWRENCE	W	2-0
J 3	WAYNE STATE	W	4-2
J 9	MINNESOTA DULUTH*	L	1-0
J 10	MINNESOTA DULUTH*	L	6-3
J 23	ALASKA ANCHORAGE*	W	2-1 OT
J 24	ALASKA ANCHORAGE*	L	5-3
J 30	at North Dakota*	L	6-1
J 31	at North Dakota*	T	1-1 OT
F 13	MINNESOTA STATE*	W	7-1
F 14	MINNESOTA STATE*	W	9-7
F 20	at Michigan Tech*	T	1-1 OT
F 21	at Michigan Tech*	W	3-0
F 27	MINNESOTA*	W	6-2
F 28	MINNESOTA*	W	6-3
M 4	at Colorado College*	W	3-1
M 5	COLORADO COLLEGE*	W	3-2
M 12	COLORADO COLLEGE**	L	4-3
M 13	COLORADO COLLEGE**	L	6-1
M 26	Miami (Ohio)^	W	3-2
M 27	North Dakota^	W	1-0
A 8	Minnesota Duluth&	W	5-3
A 10	Maine&	W	1-0

#- Lefty McFadden Invitational, Dayton, Ohio

%- Wells Fargo Denver Cup

\*- WCHA game

\*\* - WCHA playoffs

^- NCAA West Regional, Colorado Springs, Colo.

&- NCAA Frozen Four, Boston, Mass.

## 2004-05 (32-9-2)

WCHA Record: 19-7-2 (T-1st)

Coach: George Gwozdecky

O 7	WINDSOR (EX)	W	6-0
O 9	vs. Minnesota\$	L	5-2
O 15	at Boston College	L	6-2
O 16	at Northeastern	W	4-2
O 22	ST. CLOUD STATE*	W	5-2
O 23	ST. CLOUD STATE*	W	6-1
O 29	at Wisconsin*	L	6-3
O 30	at Wisconsin*	W	5-3
N 12	at Colorado College*	L	3-1
N 13	COLORADO COLLEGE*	W	6-3
N 19	MINNESOTA*	L	5-4
N 20	MINNESOTA*	W	5-2
N 26	BOSTON UNIVERSITY	W	4-1
N 27	UMASS	W	6-1
D 3	at Michigan Tech*	W	5-1
D 4	at Michigan Tech*	W	4-2
D 17	at Minnesota Duluth*	T	4-4 OT
D 18	at Minnesota Duluth*	W	5-4 OT
J 1	AIR FORCE%	W	9-4
J 2	NORTHEASTERN%	W	4-0
J 7	MICHIGAN TECH*	L	3-0
J 8	MICHIGAN TECH*	W	1-0
J 21	at St. Cloud State*	W	5-2
J 22	at St. Cloud State*	W	6-1
J 28	ALASKA ANCHORAGE*	W	8-4
J 29	ALASKA ANCHORAGE*	W	3-2 OT
F 4	at North Dakota*	W	4-2
F 5	at North Dakota*	W	4-2
F 11	WISCONSIN*	W	4-3
F 12	WISCONSIN*	T	3-3 OT
F 18	MINNESOTA DULUTH*	W	5-4
F 19	MINNESOTA DULUTH*	L	6-3
F 25	at Minnesota State*	L	8-5
F 26	at Minnesota State*	W	5-2
M 3	at Colorado College*	L	3-0
M 4	COLORADO COLLEGE*	W	5-0
M 11	MICHIGAN TECH**	W	7-1
M 12	MICHIGAN TECH**	W	1-0
M 18	North Dakota***	W	2-1 OT
M 19	Colorado College***	W	1-0
M 26	Bemidji State#	W	4-3 OT
M 27	New Hampshire#	W	4-2
A 7	Colorado College^	W	6-2
A 9	North Dakota^	W	4-1

\$- U.S. Hockey Hall of Fame Game, St. Paul, Minn.

\*- WCHA game

%- Wells Fargo Denver Cup

\*\* - WCHA playoffs

\*\*\* - WCHA Final Five, St. Paul, Minn.

#- NCAA Northeast Regional, Amherst, Mass.

^- NCAA Frozen Four, Columbus, Ohio

# YEAR-BY-YEAR RESULTS ('05-'08)

## 2005-06 (21-15-3)

WCHA Record: 17-8-3 (T-2nd)

Coach: George Gwozdecky

O 8	LAKEHEAD UNIV. (EX)	W	7-1
O 14	at Maine	L	5-1
O 15	at Maine	L	4-2
O 21	at Air Force	W	4-2
O 22	NOTRE DAME	W	6-3
O 28	at North Dakota*	L	3-1
O 29	at North Dakota*	W	7-2
N 4	MICHIGAN TECH*	W	5-2
N 5	MICHIGAN TECH*	W	4-3
N 11	at Minnesota State*	T	3-3 OT
N 12	at Minnesota State*	L	4-0
N 18	MINNESOTA*	T	3-3 OT
N 19	MINNESOTA*	L	4-3
N 25	at Boston University	L	1-0
N 26	at UMass	W	4-0
D 2	at Colorado College*	W	4-2
D 3	COLORADO COLLEGE*	W	5-1
D 9	ALASKA ANCHORAGE*	W	5-2
D 10	ALASKA ANCHORAGE*	L	3-0
D 16	at Minnesota Duluth*	W	4-2
D 17	at Minnesota Duluth*	W	3-1
D 30	PRINCETON%	L	4-1
D 31	FERRIS STATE%	L	3-2
J 13	ST. CLOUD STATE*	L	5-1
J 14	ST. CLOUD STATE*	W	5-2
J 20	at Wisconsin*	W	1-0
J 21	at Wisconsin*	W	4-2
J 27	at Alaska Anchorage*	W	3-2
J 28	at Alaska Anchorage*	W	5-3
F 10	MINNESOTA STATE*	W	7-4
F 11	MINNESOTA STATE*	W	5-1
F 17	at Minnesota*	L	3-2
F 18	at Minnesota*	L	5-1
F 24	NORTH DAKOTA*	L	6-2
F 25	NORTH DAKOTA*	W	7-3
M 2	at Colorado College*	W	5-4 OT
M 3	COLORADO COLLEGE*	T	3-3 OT
M 10	MINNESOTA DULUTH**	L	3-2 OT
M 11	MINNESOTA DULUTH**	W	3-2
M 12	MINNESOTA DULUTH**	L	5-2

\* - WCHA game

%- Wells Fargo Denver Cup

\*\* - WCHA playoffs

## 2006-07 (21-15-4)

WCHA Record: 13-11-4 (4th)

Coach: George Gwozdecky

S 30	CALGARY (EX)	W	6-3
O 6	at Miami (Ohio)^	L	5-2
O 7	vs. Colgate^	W	3-2
O 13	at St. Cloud State*	W	4-3 OT
O 14	at St. Cloud State*	L	5-2
O 20	RPI	L	2-1
O 21	RPI	W	5-1
O 27	at Minnesota Duluth*	L	2-1 OT
O 28	at Minnesota Duluth*	W	4-2
N 10	at Wisconsin*	W	2-0
N 11	at Wisconsin*	W	4-3 OT
N 17	MICHIGAN TECH*	W	1-0
N 18	MICHIGAN TECH*	T	3-3 OT
N 24	AIR FORCE	W	2-1
N 25	ROBERT MORRIS	W	6-2
D 1	at Colorado College*	L	5-1
D 2	COLORADO COLLEGE*	L	3-2
D 8	MINNESOTA STATE*	T	3-3 OT
D 9	MINNESOTA STATE*	W	5-1
D 15	at Alaska Anchorage*	W	4-2
D 16	at Alaska Anchorage*	W	2-0
D 29	MERCYHURST%	W	3-0
D 30	UMASS LOWELL%	W	2-1
J 5	WISCONSIN*	W	3-1
J 6	WISCONSIN*	L	4-0
J 12	NIAGARA	W	2-1 OT
J 13	NIAGARA	W	5-2
J 19	at Minnesota*	W	1-0
J 20	at Minnesota*	L	5-4
J 26	ST. CLOUD STATE*	L	3-2
J 27	ST. CLOUD STATE*	W	2-0
F 2	MINNESOTA DULUTH*	W	5-2
F 3	MINNESOTA DULUTH*	L	6-4
F 9	at Michigan Tech*	L	2-1
F 10	at Michigan Tech*	T	4-4 OT
F 23	NORTH DAKOTA*	W	4-3 OT
F 24	NORTH DAKOTA*	L	3-0
M 2	COLORADO COLLEGE*	L	3-0
M 3	at Colorado College*	T	5-5 OT
M 9	WISCONSIN**	L	3-2
M 10	WISCONSIN**	L	2-1

^ - Ice Breaker Tournament, Oxford, Ohio

\* - WCHA game

%- Wells Fargo Denver Cup

\*\* - WCHA playoffs

## 2007-08 (26-14-1)

WCHA Record: 16-11-1 (3rd)

Coach: George Gwozdecky

O 7	CALGARY (EX)	W	7-1
O 12	MAINE	W	2-0
O 13	MAINE	W	3-1
O 18	at Notre Dame	L	4-3
O 19	at Notre Dame	W	3-1
O 26	MINNESOTA DULUTH*	W	5-1
O 27	MINNESOTA DULUTH*	L	3-0
N 2	at Minnesota*	W	5-1
N 4	at Minnesota*	W	4-1
N 16	MINNESOTA STATE*	W	2-1
N 17	MINNESOTA STATE*	W	7-0
N 23	at Colo. College*	L	5-1
N 24	COLORADO COLLEGE*	W	3-2
N 30	NORTH DAKOTA*	W	1-0
D 1	NORTH DAKOTA*	L	3-1
D 7	at St. Cloud State*	W	3-2
D 8	at St. Cloud State*	W	3-2
D 14	at Alaska Anchorage*	W	4-3
D 15	at Alaska Anchorage*	W	6-2
D 28	SACRED HEART%	W	5-0
D 29	DARTMOUTH%	W	5-3
J 11	WISCONSIN*	W	3-2
J 12	WISCONSIN*	L	7-2
J 18	at Air Force	L	5-2
J 19	BEMIDJI STATE	W	4-2
F 1	at Minnesota State*	L	5-1
F 2	at Minnesota State*	L	3-2
F 8	MINNESOTA*	T	1-1 OT
F 9	MINNESOTA*	W	4-1
F 15	at North Dakota*	L	5-4
F 16	at North Dakota*	L	4-1
F 22	ALASKA ANCHORAGE*	W	4-2
F 23	ALASKA ANCHORAGE*	W	3-1
F 29	at Michigan Tech*	W	1-0
M 1	at Michigan Tech*	L	2-1
M 7	COLORADO COLLEGE*	L	5-2
M 8	at Colorado College*	L	3-1
M 14	MINNESOTA DULUTH**	W	6-3
M 15	MINNESOTA DULUTH**	W	1-0
M 21	North Dakota***	W	3-1
M 22	Minnesota***	W	2-1
M 29	at Wisconsin§	L	6-2

%- Wells Fargo Denver Cup

\* - WCHA game

\*\* - WCHA playoffs

\*\*\* - WCHA Final Five, St. Paul, Minn.

§ - NCAA Midwest Regional, Madison, Wis.

# YEAR-BY-YEAR RESULTS ('08-'11)

## 2008-09 (23-12-5)

WCHA Record: 16-8-4 (2nd)  
Coach: George Gwozdecky

O 4	ALBERTA (EX)	W	5-4
O 11	NOTRE DAME^	W	5-2
O 17	WISCONSIN*	W	6-5
O 18	WISCONSIN*	W	7-4
O 24	OHIO STATE	W	3-1
O 25	OHIO STATE	L	4-3
O 31	COLORADO COLLEGE*	T	2-2 OT
N 2	at Colorado College*	L	3-2
N 7	MINNESOTA DULUTH*	W	5-1
N 8	MINNESOTA DULUTH*	W	2-1
N 14	at St. Cloud State*	L	4-2
N 15	at St. Cloud State*	L	2-1
N 21	MINNESOTA*	L	5-2
N 22	MINNESOTA*	W	4-0
N 28	COLGATE	W	6-1
N 29	AIR FORCE	W	4-1
D 5	at Michigan Tech*	W	6-0
D 6	at Michigan Tech*	W	6-1
D 12	at Minnesota State*	W	3-2
D 13	at Minnesota State*	W	5-2
J 2	HOLY CROSS%	T	2-2 OT
J 3	BOSTON UNIVERSITY%	L	4-1
J 9	MICHIGAN TECH*	W	4-3 OT
J 10	MICHIGAN TECH*	W	3-1
J 23	at North Dakota*	L	8-3
J 24	at North Dakota*	T	2-2 OT
J 30	ALASKA ANCHORAGE*	W	6-2
J 31	ALASKA ANCHORAGE*	L	3-2 OT
F 6	at Minnesota Duluth*	W	4-3
F 7	at Minnesota Duluth*	L	4-2
F 13	at Colorado College*	T	3-3 OT
F 20	at Wisconsin*	W	4-3 OT
F 21	at Wisconsin*	W	5-0
F 27	ST. CLOUD STATE*	W	3-1
F 28	ST. CLOUD STATE*	L	2-1 OT
M 7	COLORADO COLLEGE*	T	1-1 OT
M 13	ALASKA ANCHORAGE**	W	3-2
M 14	ALASKA ANCHORAGE**	W	4-3
M 20	Wisconsin***^	W	3-0
M 21	Minnesota Duluth***^	L	4-0
M 27	Miami&	L	4-2

^- U.S. Hockey Hall of Fame Game  
\*- WCHA Game  
\*\*- WCHA Playoffs  
%- Wells Fargo Denver Cup  
^^ WCHA Final Five, St.Paul, Minn.  
&- NCAA West Regional, Minneapolis, Minn.

## 2009-10 (27-10-4)

WCHA Record: 19-5-4 (1st)  
Coach: George Gwozdecky

O 4	CALGARY (EX)	W	3-2
O 9	VERMONT	W	5-4
O 10	VERMONT	L	6-4
O 15	at Ohio State	W	2-0
O 16	at Ohio State^	L	4-0
O 23	at Minnesota*	W	3-0
O 24	at Minnesota*	W	3-0
O 30	MINNESOTA STATE*	W	4-3
O 31	MINNESOTA STATE*	T	4-4 OT
N 6	at Alaska Anchorage*	W	3-2
N 7	at Alaska Anchorage*	L	7-3
N 20	NORTH DAKOTA*	W	1-0
N 21	NORTH DAKOTA*	W	3-2
N 27	ST. CLOUD STATE*	W	5-3
N 28	ST. CLOUD STATE*	L	3-2
D 4	at Colorado College*	W	2-1
D 5	COLORADO COLLEGE*	T	4-4 OT
D 11	at Minnesota Duluth*	W	3-2
D 12	at Minnesota Duluth*	L	6-3
J 1	NEBRASKA-OMAHA%	W	7-0
J 2	BOSTON COLLEGE%	W	4-3
J 8	ALASKA ANCHORAGE*	T	1-1 OT
J 9	ALASKA ANCHORAGE*	W	3-2
J 22	at Wisconsin*	T	3-3 OT
J 23	at Wisconsin*	L	4-3
J 29	at North Dakota*	W	2-0
J 30	at North Dakota*	W	4-2
F 5	MERCYHURST	W	4-1
F 6	at Air Force	W	2-1 OT
F 12	MINNESOTA*	W	3-1
F 13	MINNESOTA*	W	5-1
F 19	MICHIGAN TECH*	W	5-2
F 20	MICHIGAN TECH*	W	5-3
F 26	at Minnesota State*	W	3-1
F 27	at Minnesota State*	W	4-3 OT
M 5	COLORADO COLLEGE*	L	2-1
M 6	at Colorado College*	W	7-3
M 12	MICHIGAN TECH**	W	2-1
M 13	MICHIGAN TECH**	W	4-2
M 19	North Dakota**	L	4-3
M 20	Wisconsin**	L	6-3
M 26	RIT&	L	2-1

^- WCHA Game  
\*\*- WCHA Playoffs  
%- Wells Fargo Denver Cup  
&- NCAA East Regional, Albany, N.Y.  
^ - Nationwide Arena, Columbus, Ohio

## 2010-11 (25-12-5)

WCHA Record: 17-8-3 (2nd)  
Coach: George Gwozdecky

O 2	U.S. UNDER-18 (EX)	W	8-1
O 3	LETHBRIDGE (EX)	L	5-2
O 8	at Vermont	W	5-3
O 9	at Vermont	T	1-1 OT
O 15	BOSTON COLLEGE	L	6-2
O 16	BOSTON COLLEGE	L	3-0
O 22	WISCONSIN*	W	4-2
O 23	WISCONSIN*	T	2-2 OT
O 29	at North Dakota*	L	4-3
O 30	at North Dakota*	W	3-0
N 5	COLORADO COLLEGE*	W	4-1
N 6	at Colorado College*	L	9-2
N 12	MINNESOTA STATE*	W	3-2
N 13	MINNESOTA STATE*	W	6-1
N 19	BEMIDJI STATE*	W	3-1
N 20	BEMIDJI STATE*	W	4-2
N 26	LAKE SUPERIOR STATE%	W	6-3
N 27	AIR FORCE%	W	3-1
D 3	at Minnesota Duluth*	W	5-4 OT
D 4	at Minnesota Duluth*	L	2-1
D 10	at Alaska Anchorage*	W	5-3
D 11	at Alaska Anchorage*	T	2-2 OT
D 31	NORTHERN MICHIGAN	W	5-2
J 1	NORTHERN MICHIGAN	T	2-2 OT
J 14	at Minnesota State*	T	4-4 OT
J 15	at Minnesota State*	W	4-3 OT
J 21	ALASKA ANCHORAGE	W	3-2
J 22	ALASKA ANCHORAGE	W	5-1
F 4	at Colorado College	L	3-2
F 5	COLORADO COLLEGE	W	5-3
F 11	at Minnesota*	W	2-1
F 12	at Minnesota*	L	7-3
F 18	MICHIGAN TECH*	L	3-2
F 19	MICHIGAN TECH*	W	5-1
F 25	at Nebraska Omaha*	L	5-2
F 26	at Nebraska Omaha*	W	4-2
M 4	ST. CLOUD STATE*	L	3-2
M 5	ST. CLOUD STATE*	W	3-2
M 11	MINNESOTA STATE**	W	4-2
M 12	MINNESOTA STATE **	W	3-2
M 18	Bemidji State**	W	6-2
M 19	North Dakota**	L	3-2 2OT
M 26	Western Michigan&	W	3-2 2OT
M 27	North Dakota&	L	6-1

^- WCHA game  
\*\*- WCHA Playoffs  
%- Denver Cup Classic  
&- NCAA Midwest Regional, Green Bay, Wis.

# YEAR-BY-YEAR RESULTS ('11-'14)

## 2011-12 (25-14-4)

WCHA record: 16-8-4 (3rd)

Coach: George Gwozdecky

O 1	MCGILL (EX)	T	2-2 OT
O 7	U.S. UNDER-18 (EX)	W	3-0
O 14	at Boston College	W	4-2
O 15	at Boston University	L	4-3
O 21	MINNESOTA STATE*	W	4-2
O 22	MINNESOTA STATE*	W	10-2
O 28	at Michigan Tech*	L	7-2
O 29	at Michigan Tech*	T	2-2 OT
N 4	at MINNESOTA DULUTH*	T	3-3 OT
N 5	at MINNESOTA DULUTH*	L	4-0
N 12	at COLORADO COLLEGE*	W	5-4
N 18	at NEBRASKA OMAHA*	W	7-3
N 19	at NEBRASKA OMAHA*	T	3-3 OT
N 25	PRINCETON%	W	3-0
N 26	MIAMI%	L	4-2
D 2	at Colorado College*	L	4-3 OT
D 9	at Bemidji State*	W	3-2
D 10	at Bemidji State*	L	2-1
D 16	at St. Cloud State*	W	3-2 OT
D 17	at St. Cloud State*	L	5-1
D 30	UNION	W	3-1
D 31	at Air Force	W	7-1
J 6	ALABAMA-HUNTSVILLE	L	3-2
J 7	ALABAMA-HUNTSVILLE	W	5-2
J 13	BEMIDJI STATE*	W	6-3
J 14	BEMIDJI STATE*	W	3-2
J 27	Alaska Anchorage*	W	4-2
J 28	Alaska Anchorage*	W	6-3
F 3	COLORADO COLLEGE*	L	2-0
F 4	Colorado College*	T	2-2 OT
F 10	MINNESOTA*	W	5-3
F 11	MINNESOTA*	W	4-3 OT
F 17	Wisconsin*	W	3-0
F 18	Wisconsin*	L	5-2
F 24	NORTH DAKOTA*	L	4-3
F 25	NORTH DAKOTA*	W	5-3
M 2	Nebraska Omaha*	W	3-0
M 3	Nebraska Omaha*	W	3-2 OT
M 9	WISCONSIN**	L	1-0
M 10	WISCONSIN**	W	3-1
M 11	WISCONSIN**	W	3-2 OT
M 15	Michigan Tech**	W	3-2 OT
M 16	Minnesota Duluth**	W	4-3 2OT
M 17	North Dakota**	L	4-0
M 23	Ferris State\$	L	2-1

\* - WCHA game

\*\* - WCHA Playoffs

\$ - NCAA Midwest Regional, Green Bay, Wis.

% - Denver Cup Classic

## 2012-13 (20-14-5)

WCHA Record: 14-9-5 (T-4th)

Coach: George Gwozdecky

O 6	BRITISH COLUMBIA (EX)^	T	2-2 OT
O 19	UMASS LOWELL	W	5-1
O 20	AIR FORCE	W	5-2
O 26	MICHIGAN TECH*	W	5-1
O 27	MICHIGAN TECH*	W	5-2
N 2	ST. CLOUD STATE*	L	0-3
N 3	ST. CLOUD STATE*	W	6-1
N 9	at Minnesota State*	W	4-3
N 10	at Minnesota State*	W	3-2
N 16	at Colorado College*	W	6-5
N 17	COLORADO COLLEGE*	W	6-2
N 23	YALE	L	2-1 OT
N 24	NEW HAMPSHIRE	L	6-4
N 30	WISCONSIN*	T	1-1 OT
D 1	WISCONSIN*	L	1-3
D 7	at North Dakota*	T	2-2 OT
D 8	at North Dakota*	L	3-6
D 14	at Bemidji State*	T	1-1 OT
D 15	at Bemidji State*	L	1-5
D 29	BOSTON UNIVERSITY%	W	6-0
J 4	CORNELL	W	5-1
J 5	CORNELL	W	2-1
J 11	NEBRASKA OMAHA*	W	7-4
J 12	NEBRASKA OMAHA*	T	3-3 OT
J 18	at St. Cloud State*	L	2-5
J 19	at St. Cloud State*	L	1-5
F 1	at Minnesota Duluth*	W	3-0
F 2	at Minnesota Duluth*	W	4-3
F 8	COLORADO COLLEGE*	T	1-1 OT
F 9	at Colorado College*	L	5-6 OT
F 22	NORTH DAKOTA*	W	5-4
F 23	NORTH DAKOTA*	L	1-6
M 1	at Minnesota*	W	2-0
M 2	at Minnesota*	L	1-5
M 8	ALASKA ANCHORAGE*	W	7-1
M 10	ALASKA ANCHORAGE*	W	6-1
M 15	Colorado College#	W	5-3
M 16	Colorado College#	L	1-2
M 17	Colorado College#	L	3-4
M 29	NEW HAMPSHIRE!	L	2-5

^ - at Pepsi Center, Denver, Colo.

\* - WCHA Game

% - U.S. Hockey Hall of Fame Game

# - WCHA Playoffs

! - NCAA Northeast Regional, Manchester, N.H.

## 2013-14 (20-16-6)

NCHC Record: 10-11-3 (6th)

Coach: Jim Montgomery

O 6	vs. NEW BRUNSWICK (EX)	L	2-1
O 11	MERRIMACK	W	1-0
O 12	MERRIMACK	W	4-0
O 18	at Alaska-Anchorage%	L	3-2 OT
O 19	at Alaska-Anchorage%	L	3-2 OT
O 25	NIAGARA	W	5-1
O 26	CANISIUS	L	4-1
N 1	NEBRASKA OMAHA*	L	3-2 OT
N 2	NEBRASKA OMAHA*	L	3-2 OT
N 8	at Colorado College*	T	1-1 OT
N 9	COLORADO COLLEGE*	W	2-1
N 15	WESTERN MICHIGAN*	W	5-3
N 16	WESTERN MICHIGAN*	W	1-0
N 22	at Air Force	T	3-3 OT
N 23	AIR FORCE	W	3-1
D 6	at Miami (Ohio)*	W	3-1
D 7	at Miami (Ohio)*	L	4-2
D 13	at RPI	W	2-1 OT
D 14	at RPI	T	1-1 OT
D 17	at UMass	W	5-3
J 3	BROWN	T	3-3 OT
J 10	ST. CLOUD STATE*	L	6-3
J 11	ST. CLOUD STATE*	W	5-2
J 17	at Minnesota Duluth*	W	3-2 OT
J 18	at Minnesota Duluth*	T	2-2 OT
J 24	NORTH DAKOTA*	L	4-2
J 25	NORTH DAKOTA*	W	3-0
F 7	at St. Cloud State*	T	2-2 OT
F 8	at St. Cloud State*	L	4-2
F 14	at Nebraska Omaha*	L	4-2
F 15	at Nebraska Omaha*	W	4-1
F 21	COLORADO COLLEGE*	L	3-2
F 22	at Colorado College*	L	3-1
F 28	at Western Michigan*	W	4-2
M 1	at Western Michigan*	L	3-1
M 7	MIAMI (Ohio)*	W	5-2
M 8	MIAMI (Ohio)*	L	2-1
M 13	at Nebraska Omaha#	L	4-3
M 14	at Nebraska Omaha#	W	5-1
M 15	at Nebraska Omaha#	W	2-0
M 21	Western Michigan#	W	4-3
M 22	Miami (Ohio)#	W	4-3
M 29	Boston College!	L	6-2

\* - NCHC Game

% - Alaska Goal Rush Tournament (Fairbanks, Alaska)

# - NCHC Playoffs

! - NCAA Northeast Regional, Worcester, Mass.

# YEAR-BY-YEAR RESULTS ('14-'17)

## 2014-15 (24-14-2)

NCHC Record: 13-10-1 (4th)

Coach: Jim Montgomery

O 4	MCGILL (EX)	W	3-2
O 17	vs. RPI	W	3-0
O 18	vs. RPI	W	4-1
O 24	at Minnesota-Duluth*	W	3-1
O 25	at Minnesota-Duluth*	L	6-1
O 31	BOSTON COLLEGE	L	2-1
N 1	BOSTON COLLEGE	W	2-1 OT
N 7	WESTERN MICHIGAN*	W	5-4
N 8	WESTERN MICHIGAN*	L	6-3
N 14	COLORADO COLLEGE*	W	8-1
N 21	AIR FORCE	W	7-0
N 22	WISCONSIN	W	3-2
D 5	at Cornell	L	4-1
D 6	at Cornell	W	3-1
D 12	NORTH DAKOTA*	W	4-1
D 13	NORTH DAKOTA*	L	3-1
J 2	at Dartmouth^	T	1-1 OT
J 3	vs. Brown^	W	5-3
J 9	at NEBRASKA OMAHA*	L	5-4
J 10	at NEBRASKA OMAHA*	L	1-0
J 16	ST. CLOUD STATE*	W	3-1
J 17	ST. CLOUD STATE*	W	4-1
J 23	at Miami (Ohio)*	W	3-1
J 24	at Miami (Ohio)*	L	4-1
J 30	MINNESOTA DULUTH*	W	3-2
J 31	MINNESOTA DULUTH*	L	4-2
F 6	at Colorado College*	W	3-0
F 13	at North Dakota*	L	4-2
F 14	at North Dakota*	T	3-3 OT
F 20	at Colorado College*	W	6-4
F 21	COLORADO COLLEGE*	W	6-3
F 27	MIAMI (Ohio)*	L	5-3
F 28	MIAMI (Ohio)*	W	6-2
M 6	at St. Cloud State*	W	3-2
M 7	at St. Cloud State*	L	4-2
M 13	MINNESOTA DULUTH#	W	4-3
M 14	MINNESOTA DULUTH#	W	4-0
M 20	Miami (Ohio)%	L	6-3
M 21	North Dakota%	W	5-1
M 28	Boston College&	W	5-2
M 29	Providence&	L	4-1

\*- NCHC Game

^- Ledyard Classic, Hanover, N.H.

#- NCHC Playoffs

%- NCHC Frozen Faceoff

&- NCAA East Regional, Providence, R.I.

## 2015-16 (25-10-6)

NCHC Record 17-5-2 (T-2nd)

Coach: Jim Montgomery

O 4	CALGARY (EX)	W	4-0
O 9	at Air Force	L	5-4 OT
O 10	AIR FORCE	W	3-1
O 16	MICHIGAN STATE	W	4-2
O 17	MICHIGAN STATE	W	3-0
O 30	at Boston College	L	4-3
O 31	at Boston University	L	5-4 OT
N 6	COLORADO COLLEGE*	W	5-3
N 7	at Colorado College*	W	3-1
N 13	at Minnesota-Duluth*	W	3-0
N 14	at Minnesota-Duluth*	T	1-1 OT
N 20	at Wisconsin	T	3-3 OT
N 21	at Wisconsin	W	6-2
D 4	at North Dakota*	L	5-1
D 5	at North Dakota*	L	4-0
D 11	ST. CLOUD STATE*	L	5-1
D 12	ST. CLOUD STATE*	L	4-0
J 1	NOTRE DAME	T	1-1 OT
J 2	NOTRE DAME	T	2-2 OT
J 8	at Nebraska Omaha*	W	3-0
J 9	at Nebraska Omaha*	W	4-3
J 15	WESTERN MICHIGAN*	W	5-3
J 16	WESTERN MICHIGAN*	T	2-2 OT
J 22	MINNESOTA DULUTH*	W	3-2
J 23	MINNESOTA DULUTH*	W	2-1
J 29	at Miami (Ohio)*	L	3-1
J 30	at Miami (Ohio)*	W	5-3
F 12	NORTH DAKOTA*	W	6-4
F 13	NORTH DAKOTA*	W	4-1
F 18	at Colorado College*	W	4-1
F 20	COLORADO COLLEGE^*	W	4-1
F 26	at Western Michigan*	W	5-1
F 27	at Western Michigan*	W	4-1
M 4	NEBRASKA OMAHA*	W	3-0
M 5	NEBRASKA OMAHA*	W	2-1
M 11	Nebraska Omaha#	W	5-2
M 12	Nebraska Omaha#	W	4-3 2OT
M 18	St. Cloud State%	L	4-2
M 19	North Dakota%	T	1-1
M 26	Boston University&	W	7-2
M 27	Ferris State&	W	6-3
A 7	North Dakota@	L	4-2

\*-NCHC Game

^-Battle on Blake, Coors Field, Denver, Colo.

#- NCHC Playoffs

%- NCHC Frozen Faceoff, Minneapolis, Minn.

&- NCAA West Regional, St. Paul, Minn.

@- NCAA Frozen Four, Tampa, Fla.

## 2016-17 (33-7-4)

NCHC Record 18-3-3 (1st)

Coach: Jim Montgomery

O 1	MOUNT ROYAL (EX)	W	4-1
O 7	OHIO STATE	L	3-2
O 8	BOSTON COLLEGE	L	3-1
O 14	BOSTON UNIVERSITY	W	4-3
O 15	BOSTON UNIVERSITY	W	3-1
O 21	at Michigan State	W	2-1
O 22	at Michigan State	W	3-1
O 28	WESTERN MICHIGAN*	W	3-1
O 29	WESTERN MICHIGAN*	W	4-2
N 11	at North Dakota*	T	1-1 OT
N 12	at North Dakota*	W	3-2
N 18	MIAMI (Ohio)*	T	1-1 OT
N 19	MIAMI (Ohio)*	T	2-2 OT
N 25	at Air Force	W	4-3 OT
N 26	WISCONSIN	W	6-5
D 2	at Colorado College*	W	3-1
D 3	COLORADO COLLEGE*	W	3-1
D 9	MINNESOTA DULUTH*	W	4-3
D 10	MINNESOTA DULUTH*	L	3-1
D 30	at Providence	T	2-2 OT
D 31	at Providence	L	3-1
J 6	ARIZONA STATE	W	5-1
J 7	ARIZONA STATE	W	6-1
J 13	at Western Michigan*	L	3-0
J 14	at Western Michigan*	W	7-2
J 20	at St. Cloud State*	L	3-2 OT
J 21	at St. Cloud State*	W	3-1
J 27	NEBRASKA OMAHA*	W	5-3
J 28	NEBRASKA OMAHA*	W	5-0
F 10	COLORADO COLLEGE*	W	2-1
F 11	at Colorado College	W	5-1
F 17	at Miami (Ohio)*	W	5-2
F 18	at Miami (Ohio)*	W	5-2
F 24	ST. CLOUD STATE*	W	4-3 OT
F 25	ST. CLOUD STATE*	W	7-2
M 3	at Nebraska-Omaha*	W	4-2
M 4	at Nebraska-Omaha*	W	3-0
M 10	Colorado College#	W	4-1
M 11	Colorado College#	W	4-0
M 17	North Dakota%	L	1-0
M 18	Western Michigan%	W	3-1
M 25	Michigan Tech&	W	5-2
M 26	Penn State&	W	6-3
A 6	Notre Dame@	W	6-1
A 8	Minnesota Duluth@	W	3-2

\*- NCHC Game

#- NCHC Playoffs

%- NCHC Frozen Faceoff, Minneapolis, Minn.

&- NCAA Midwest Regional, Cincinnati, Ohio

@- NCAA Frozen Four, Chicago, Ill.

# YEAR-BY-YEAR RESULTS ('17-'20)

## 2017-18 (23-10-8)

NCHC Record: 12-6-6 (2nd)

Coach: Jim Montgomery

O 1	LETHBRIDGE (EX)	W	3-1
O 13	at Notre Dame	T	2-2 OT
O 14	at Notre Dame	W	4-2
O 20	LAKE SUPERIOR STATE	T	3-3 OT
O 21	LAKE SUPERIOR STATE	W	5-1
O 27	at Boston University	W	4-3
O 28	at Boston College	W	6-1
N 3	at Western Michigan*	L	6-5
N 4	at Western Michigan*	L	7-4
N 10	ST. CLOUD STATE*	W	4-2
N 11	ST. CLOUD STATE*	W	5-1
N 17	NORTH DAKOTA*	L	5-4
N 18	NORTH DAKOTA*	W	4-1
D 1	at Minnesota Duluth*	W	1-0
D 2	at Minnesota Duluth*	W	2-1
D 8	COLORADO COLLEGE*	T	4-4 OT
D 9	at Colorado College*	T	1-1 OT
D 15	DARTMOUTH	W	1-0
D 16	DARTMOUTH	L	5-4
D 29	MERRIMACK	L	3-2
D 30	AIR FORCE	W	6-0
J 5	at Miami (Ohio)*	L	4-3
J 6	at Miami (Ohio)*	W	4-1
J 19	NEBRASKA OMAHA	W	5-0
J 20	NEBRASKA OMAHA	W	4-0
J 26	at North Dakota	T	3-3 OT
J 27	at North Dakota	T	1-1 OT
F 2	MINNESOTA DULUTH	W	1-0
F 3	MINNESOTA DULUTH	W	4-3
F 16	at Colorado College	W	5-1
F 17	COLORADO COLLEGE	L	1-0
F 23	at St. Cloud State	T	1-1 OT
F 24	at St. Cloud State	L	4-2
M 2	MIAMI (Ohio)	W	6-3
M 3	MIAMI (Ohio)	T	3-3 OT
M 9	COLORADO COLLEGE#	L	2-0
M 10	Colorado College#	W	3-2
M 11	Colorado College#	W	6-1
M 16	Minnesota Duluth%	W	3-1
M 17	St. Cloud State%	W	4-1
M 24	Penn State&	W	5-1
M 25	Ohio State&	L	5-1

\*- NCHC Game

#- NCHC Playoffs

%- NCHC Frozen Faceoff, St. Paul, Minn.

&- NCAA Midwest Regional, Allentown, Pa.

## 2018-19 (24-12-5)

NCHC Record: 11-10-3 (4th)

Coach: David Carle

O 6	ALBERTA (EX)	W	6-4
O 12	at Air Force	W	4-1
O 13	ALABAMA HUNTSVILLE	W	6-0
O 19	ALASKA FAIRBANKS	W	4-1
O 20	ALASKA FAIRBANKS	T	3-3 OT
N 2	WESTERN MICHIGAN	W	5-2
N 3	WESTERN MICHIGAN	W	4-3 OT
N 9	at St. Cloud State	L	4-3
N 10	at St. Cloud State	L	4-3
N 16	MINNESOTA DULUTH*	W	2-0
N 17	MINNESOTA DULUTH*	L	4-3 OT
N 23	PROVIDENCE	W	3-1
N 24	PROVIDENCE	T	4-4 OT
D 7	at North Dakota	L	4-1
D 8	at North Dakota	W	2-1 OT
D 28	at Merrimack	W	3-1
D 29	at UMass Lowell	W	4-1
J 4	at Wisconsin	W	6-3
J 5	at Wisconsin	W	4-3 OT
J 11	NEBRASKA OMAHA*	W	1-0
J 12	NEBRASKA OMAHA*	W	3-2 OT
J 19	COLORADO COLLEGE*	T	4-4 OT
J 25	at Western Michigan*	L	3-1
J 26	at Western Michigan*	L	5-1
F 1	NORTH DAKOTA*	W	2-1
F 2	NORTH DAKOTA*	T	1-1 OT
F 15	at Minnesota Duluth*	L	5-2
F 16	at Minnesota Duluth*	W	1-0
F 22	MIAMI (Ohio)*	L	3-1
F 23	MIAMI (Ohio)*	W	5-2
F 26	at Colorado College	W	1-0
M 1	at Nebraska Omaha*	W	4-1
M 2	at Nebraska Omaha*	T	3-3 OT
M 8	COLORADO COLLEGE*	L	2-1
M 9	at Colorado College*	L	1-0
M 15	North Dakota#	W	2-0
M 16	North Dakota#	W	4-2
M 22	Minnesota Duluth%	L	3-0
M 23	Colorado College%	W	6-1
M 29	Ohio State&	W	2-0
M 30	AIC&	W	3-0
A 11	Massachusetts@	L	4-3 OT

\*- NCHC Game

#- NCHC Playoffs

%- NCHC Frozen Faceoff, St. Paul, Minn.

&- NCAA West Regional, Fargo, N.D.

@- NCAA Frozen Four, Buffalo, N.Y.

## 2019-20 (21-9-6)

NCHC Record: 11-8-5 (3rd)

Coach: David Carle

O 5	at Alaska Fairbanks	W	4-3
O 6	at Alaska Fairbanks	W	3-0
O 11	at Lake Superior State	W	3-1
O 12	at Lake Superior State	W	4-3
O 18	BOSTON COLLEGE	W	3-0
O 19	BOSTON COLLEGE	W	6-4
N 1	NIAGARA	W	6-2
N 2	NIAGARA	W	4-0
N 8	at Minnesota Duluth*	T	3-3 OT
N 9	at Minnesota Duluth*	L	5-2
N 15	NORTH DAKOTA*	T	1-1 OT
N 16	NORTH DAKOTA*	L	4-1
N 22	WESTERN MICHIGAN*	L	2-1
N 23	WESTERN MICHIGAN*	W	6-1
D 6	at Arizona State	L	4-1
D 7	at Arizona State	T	2-2 OT
D 13	COLORADO COLLEGE*	W	3-0
D 14	at Colorado College*	W	3-1
J 4	MASSACHUSETTS	W	4-2
J 5	MASSACHUSETTS	W	4-3
J 10	ST. CLOUD STATE*	W	6-3
J 11	ST. CLOUD STATE*	W	5-3
J 17	at Nebraska Omaha*	T	1-1 OT
J 18	at Nebraska Omaha*	T	2-2 OT
J 24	at Miami (Ohio)*	W	3-2
J 25	at Miami (Ohio)*	W	5-2
J 31	MINNESOTA DULUTH*	L	3-2
F 1	MINNESOTA DULUTH*	L	4-1
F 14	at North Dakota*	L	4-1
F 15	at North Dakota*	L	3-1
F 21	MIAMI*	W	7-3
F 22	MIAMI*	W	7-0
F 28	at St. Cloud State*	L	5-1
F 29	at St. Cloud State*	W	5-2
M 6	at Colorado College*	T	2-2 OT
M 7	COLORADO COLLEGE*	W	5-1

**NCAA Postseason Cancelled (COVID-19)**

\*- NCHC Game

# YEAR-BY-YEAR RESULTS ('20-'23)

## 2020-21 (10-13-1)

NCHC Record: 9-12-1 (5th)

Coach: David Carle

D 12	vs. Minnesota Duluth <sup>^</sup>	L	2-1
D 4	vs. North Dakota <sup>^</sup>	L	4-3 OT
D5	vs. St. Cloud State <sup>^</sup>	L	4-3
D8	vs. North Dakota <sup>^</sup>	W	3-2
D10	vs. Miami <sup>^</sup>	W	5-1
D12	vs. Minnesota Duluth <sup>^</sup>	L	4-1
D15	vs. Western Michigan <sup>^</sup>	W	3-2
D17	vs. Miami <sup>^</sup>	L	3-0
D19	vs. Western Michigan <sup>^</sup>	T	3-3
D20	vs. St. Cloud State <sup>^</sup>	L	3-1
J1	at Colorado College <sup>*</sup>	L	4-3
J2	COLORADO COLLEGE <sup>*</sup>	W	6-1
J17	NORTH DAKOTA <sup>*</sup>	W	4-1
J18	NORTH DAKOTA <sup>*</sup>	L	5-1
J23	at Omaha <sup>*</sup>	W	4-1
J24	at Omaha <sup>*</sup>	L	5-2
F5	OMAHA <sup>*</sup>	W	3-1
F6	OMAHA <sup>*</sup>	L	5-4 OT
F12	at North Dakota <sup>*</sup>	L	3-0
F13	at North Dakota <sup>*</sup>	L	5-2
F25	at Colorado College <sup>*</sup>	W	5-1
F27	COLORADO COLLEGE <sup>*</sup>	W	4-0
M13	vs. Omaha <sup>&amp;</sup>	W	5-4
M15	at North Dakota <sup>&amp;</sup>	L	2-1 OT

\*- NCHC Game

<sup>^</sup>- NCHC Pod (Omaha, Neb.)

<sup>&</sup>- NCHC Tournament (Grand Forks, N.D.)

## 2021-22 (31-9-1)

NCHC Record: 18-6-0 (T-1st)

Coach: David Carle

O 2	LINDENWOOD (EX)	W	9-1
O 8	ARIZONA STATE	W	8-3
O 9	ARIZONA STATE	W	4-3
O 15	at Air Force	W	4-1
O 16	AIR FORCE	W	8-0
O 22	at Providence	L	6-5
O 23	at Boston College	L	5-1
N 5	at North Dakota <sup>*</sup>	L	3-1
N 6	at North Dakota <sup>*</sup>	L	4-1
N 12	WESTERN MICHIGAN <sup>*</sup>	W	5-3
N 13	WESTERN MICHIGAN <sup>*</sup>	W	5-2
N 19	MIAMI <sup>*</sup>	W	4-1
N 20	MIAMI <sup>*</sup>	W	7-1
D 3	at Arizona State	W	6-2
D 4	at Arizona State	W	7-1
D 10	at Minnesota Duluth <sup>*</sup>	W	5-0
D 11	at Minnesota Duluth <sup>*</sup>	L	6-2
D 31	ALASKA FAIRBANKS	W	7-2
J 1	ALASKA FAIRBANKS	T	4-4 OT
J 15	OMAHA <sup>*</sup>	W	5-2
J 16	OMAHA <sup>*</sup>	W	4-0
J 21	COLORADO COLLEGE <sup>*</sup>	W	5-0
J 22	at Colorado College <sup>*</sup>	W	4-0
J 28	at Miami <sup>*</sup>	W	5-4 OT
J 29	at Miami <sup>*</sup>	W	4-2
F 4	ST. CLOUD STATE <sup>*</sup>	W	8-5
F 5	ST. CLOUD STATE <sup>*</sup>	W	2-0
F 11	MINNESOTA DULUTH <sup>*</sup>	W	5-3
F 12	MINNESOTA DULUTH <sup>*</sup>	L	3-2
F 18	at Western Michigan <sup>*</sup>	W	4-1
F 19	at Western Michigan <sup>*</sup>	L	6-4
F 25	at Omaha <sup>*</sup>	L	5-1
F 26	at Omaha <sup>*</sup>	W	5-2
M 4	at Colorado College <sup>*</sup>	W	5-0
M 5	COLORADO COLLEGE <sup>*</sup>	W	5-2
M 11	MIAMI <sup>#</sup>	W	5-2
M 12	MIAMI <sup>#</sup>	W	5-1
M 18	vs. Minnesota Duluth <sup>%</sup>	L	2-0
M 24	vs. UMass Lowell <sup>&amp;</sup>	W	3-2
M 26	vs. Minnesota Duluth <sup>%</sup>	W	2-1
A 7	vs. Michigan <sup>@</sup>	W	3-2 OT
A 9	vs. Minnesota State	W	5-1

\*- NCHC Game

<sup>#</sup>- NCHC Playoffs

<sup>%</sup>- NCHC Frozen Faceoff, St. Paul, Minn.

<sup>&</sup>- NCAA West Regional, Loveland, Colo.

<sup>@</sup>- NCAA Frozen Four, Boston, Mass

## 2022-23 (30-10-0)

NCHC Record: 19-5-0 (1st)

Coach: David Carle

O 1	UNLV (EX)	W	10-0
O 7	NOTRE DAME!	W	5-2
O 8	MAINE!	W	3-1
O 14	at Massachusetts	L	4-2
O 15	at Massachusetts	L	3-0
O 21	PROVIDENCE	W	4-1
O 22	PROVIDENCE	W	3-2 OT
O 28	at Miami <sup>*</sup>	W	4-0
O 29	at Miami <sup>*</sup>	W	4-2
N 4	ST. CLOUD STATE <sup>*</sup>	L	4-3 OT
N 5	ST. CLOUD STATE <sup>*</sup>	W	3-2
N 11	at North Dakota <sup>*</sup>	W	3-2
N 12	at North Dakota <sup>*</sup>	W	6-3
N 25	OMAHA <sup>*</sup>	L	3-0
N 26	OMAHA <sup>*</sup>	W	6-3
D 2	ARIZONA STATE	W	3-2
D 3	ARIZONA STATE	W	5-2
D 9	at Minnesota Duluth <sup>*</sup>	W	3-2 OT
D 10	at Minnesota Duluth <sup>*</sup>	W	3-2 OT
D 16	LINDENWOOD	W	5-0
D 17	LINDENWOOD	W	5-4
J 6	ALASKA FAIRBANKS	L	3-1
J 7	ALASKA FAIRBANKS	W	7-2
J 13	MIAMI <sup>*</sup>	W	7-0
J 14	MIAMI <sup>*</sup>	W	7-0
J 20	at St. Cloud State <sup>*</sup>	L	7-3
J 21	at St. Cloud State <sup>*</sup>	L	2-0
J 27	COLORADO COLLEGE <sup>*^</sup>	W	2-0
F 4	at Colorado College <sup>*</sup>	W	4-1
F 10	NORTH DAKOTA <sup>*</sup>	W	5-3
F 11	NORTH DAKOTA <sup>*</sup>	W	5-2
F 17	MINNESOTA DULUTH <sup>*</sup>	W	6-2
F 18	MINNESOTA DULUTH <sup>*</sup>	L	6-5
F 24	at Western Michigan <sup>*</sup>	W	5-2
F 25	at Western Michigan <sup>*</sup>	W	3-1
M 3	COLORADO COLLEGE <sup>*</sup>	W	2-1
M 4	at Colorado College <sup>*</sup>	W	4-2
M 10	MIAMI <sup>#</sup>	W	6-2
M 11	MIAMI <sup>#</sup>	W	7-2
M 17	vs. Colorado College <sup>%</sup>	L	1-0
M 23	vs. Cornell <sup>&amp;</sup>	L	2-0

!- Ice Breaker Tournament (Magness Arena)

\*- NCHC Game

<sup>^</sup>- at Ball Arena, Denver, Colo.

<sup>#</sup>- NCHC Playoffs

<sup>%</sup>- NCHC Frozen Faceoff, St. Paul, Minn.

<sup>&</sup>- NCAA Regional, Manchester, N.H.



# YEAR-BY-YEAR RESULTS ('23-'24)

## 2023-24 (32-9-3)

NCHC Record: 15-7-2 (2nd)

Coach: David Carle

O 7	at Alaska Fairbanks	W	7-3
O 8	at Alaska Fairbanks	W	5-3
O 20	at Providence	L	4-3
O 21	at Boston College	W	4-3
O 27	AUGUSTANA	T	5-5 OT
O 28	AIR FORCE	W	4-0
N 3	COLORADO COLLEGE*	W	6-1
N 4	at Colorado College*	W	5-1
N 10	at Arizona State	L	6-5 OT
N 11	at Arizona State	W	8-4
N 17	OMAHA*	W	8-4
N 19	OMAHA*	L	4-3
N 24	YALE	W	5-0
N 25	YALE	W	9-0
D 1	NORTH DAKOTA*	L	7-5
D 2	NORTH DAKOTA*	W	3-2 OT
D 8	at Western Michigan*	L	7-3
D 9	at Western Michigan*	W	6-5
D 30	MINOT STATE (EX)	W	9-3
J 5	NIAGARA	W	5-2
J 6	NIAGARA	W	6-1
J 12	ST. CLOUD STATE*	W	5-1
J 13	ST. CLOUD STATE*	T	4-4 OT
J 19	at Omaha*	W	6-3
J 20	at Omaha*	W	6-2
J 26	at North Dakota*	L	5-2
J 27	at North Dakota*	L	4-2
F 2	WESTERN MICHIGAN*	W	3-2
F 3	WESTERN MICHIGAN*	L	7-2
F 16	at Minnesota Duluth*	W	5-4 OT
F 17	at Minnesota Duluth*	W	5-2
F 23	MIAMI*	T	3-3 OT
F 24	MIAMI*	W	8-1
M 1	at St. Cloud State*	W	6-2
M 2	at St. Cloud State*	W	7-2
M 8	at Colorado College*	L	4-3
M 9	COLORADO COLLEGE*	W	4-3
M 15	MINNESOTA DULUTH#	W	4-0
M 16	MINNESOTA DULUTH#	W	5-2
M 22	vs. St. Cloud State%	W	5-4 OT
M 23	vs. Omaha%	W	4-1
M 28	vs. Massachusetts&	W	2-1 2OT
M 30	vs. Cornell&	W	2-1
A 11	vs. Boston University@	W	2-1 OT
A 13	vs. Boston College@	W	2-0

\*- NCHC Game

#- NCHC Playoffs


%- NCHC Frozen Faceoff, St. Paul, Minn.

&- NCAA Regional, Springfield, Mass.

@- NCAA Frozen Four, St. Paul, Minn.



## FORMER COACHES



### VERN TURNER ('49-'51)

**15-24-1 (.388)**

Vern Turner guided the Pioneers through their first two years of existence with a combined 15-24-1 record and 11-11-1 mark in the second season. Prior to taking the job with the Pioneers, the Stayner, Ontario native had worked as an advisory coach and manager of the Broadmoor Ice Palace in Colorado Springs, Colo. for seven years. Turner was a minor league goaltender through three iterations of the American Hockey Association from 1924-34, playing seven seasons for the Duluth Hornets.



### NEIL CELLEY ('51-'56)

**81-43-6 (.646)**

Hired at 24 years old, Neil Celley made a quick transition from playing to coaching as the 1948 U.S. Olympian and University of Michigan standout led DU to five straight winning seasons, recording back-to-back winning percentages above .700 in his first two years behind the bench. The Eveleth, Minn. native took over for Vern Turner only one season after finishing his four-year career at Michigan where he won an NCAA title in 1951, led the Wolverines in scoring and received All-American, MVP and All-Tournament honors. Celley played against the Pioneers in 1951, posting a hat trick against DU before leading the Crimson & Gold to revenge against his alma mater the following season. He coached the program's first All-American in 1952, Eddie Miller.



### MURRAY ARMSTRONG ('56-'77)


**460-215-31 (.674)**

Considered by many to be of the greatest coaches to teach the college game, Murray "The Chief" Armstrong led the Pioneers to five National Championships, seven WCHA regular-season titles, 10 WCHA tournament titles and 11 NCAA tournament appearances in 21 seasons. He coached 23 All-Americans including Pioneer greats George Konik, Bill Masterton, Keith Magnuson, Jim Wiste, George Morrison and Ron Grahame and earned national recognition of his own as a two-time WCHA Coach of the Year and 1961 recipient of the Spencer Penrose Award as National Coach of the Year.

Armstrong won DU its first title in only his second year behind the bench with a win against North Dakota in the 1958 National Championship game. After a one-year hiatus, he returned the Pioneers to the national stage with back-to-back titles in 1960 & 1961, defeating Michigan Tech and St. Lawrence to cap 27-4-3-4-1 and 30-1-1 seasons. Armstrong also exposed the Pioneers to international competition during their early rise, earning a 4-4 tie with the Soviet National Team in January 1959 and tying the eventual gold-medal winning U.S. Olympic Team in February 1960.

Back-to-back National Championships became a feather in Armstrong's famous cap toward the end of the decade as he took the Pioneers to their fourth and fifth titles in 1968 & 1969. The 18-5-1 season in 1967-68 culminated with another title win against North Dakota and the 26-6-0 season in 1968-69 was capped with an upset 4-3 win against Cornell.

Armstrong, a Regina, Saskatchewan native, came to DU after five years coaching his hometown the Regina Pats. He recruited heavily in Canada, often bringing ex-major junior players to the NCAA before the NCAA abolished the practice in 1974. The NHL recognized Armstrong's contributions to the game in 1977 when the league awarded him the Lester Patrick Trophy for "outstanding service to hockey in the United States." As a player, Armstrong played for the Pats before embarking on a 10-year professional career that included 270 NHL games for the Toronto Maple Leafs, New York Americans and Detroit Red Wings.



### **MARSHALL JOHNSTON ('77-'81)**

**89-63-7 (.582)**

Johnston assumed the responsibilities of his former coach, mentor and peer when he was promoted to head coach upon Murray Armstrong's retirement in 1977. The former Pioneer captain played under Armstrong from 1959-63, capturing two National Championships and three WCHA titles. Upon graduation, Johnston played 251 NHL games for the Minnesota North Stars and California Golden Seals from 1968-1974 while also representing Canada at the 1964 & 1968 Olympic Games, captaining the latter team to a bronze medal. He began his coaching career with two years at the helm of the Golden Seals from 1973-75 before returning to his alma mater as an assistant coach. Johnston earned WCHA Coach of the Year honors in his first season as head coach

of the Pioneers. His 33-6-1 record in 1977-78 marked the second-most wins and second-highest single season winning percentage in program history. In 1981, he returned to the NHL with the Colorado Rockies where he served as assistant coach, assistant general manager and eventually head coach. He joined the Ottawa Senators in 1996 and spent three seasons as general manager before retiring. He was inducted into the IIHF Hall of Fame in 1998.



### **RALPH BACKSTROM ('81-'90)**

**182-174-14 (.511)**

Ralph Backstrom coached the Pioneers to six winning seasons during his nine-year tenure. The Kirkland Lake, Ontario native reached the high point of his Denver career in 1985-86 when he took DU to a 34-13-1 season, won the WCHA regular season and playoff title and earned a trip to the Frozen Four. Backstrom's 34 wins set the mark for Pioneer teams and earned him accolades as the WCHA Coach of the Year and Spencer Penrose Award winner as National Coach of the Year. As a player, Backstrom was a six-time Stanley Cup Champion, six-time NHL All-Star and recipient of the Calder Memorial Trophy. His 20-year career included more than 1,000 NHL games, played primarily with the Montreal Canadiens and Los Angeles Kings, and 234 WHA games. Immediately

after retirement, Backstrom entered coaching as an assistant under Marshall Johnson for three years, then spent a season in the same role with the Kings before returning to DU. Backstrom eventually left Denver to serve as the head coach of the IHL's Phoenix Road Runners. He later became the founder and president of Roller Hockey International and founder, general manager and president of the Colorado Eagles.



### **FRANK SERRATORE ('90-'94)**

**49-92-9 (.357)**

Frank Serratore brought eight years of coaching experience to the Pioneers when he was named the sixth head coach in program history. Between playing college hockey at Western Michigan and coming to Denver, the Coleraine, Minn. native was the head coach of the Austin Mavericks and Omaha Lancers of the USHL, as well as assistant coach of the North Dakota Fighting Hawks. Hired in 1990, Serratore made immediate strides to improve the appearance of the DU Arena, locker room, weight room and players lounge. Additionally, Serratore worked to preserve the program's history by strengthening the alumni network, erecting a statue of Murray Armstrong statue on the concourse of Magness Arena and installing plaques to recognize All-Americans, Olympians

and professional alumni. Serratore successfully elevated the attendance from sub-70-percent capacity to above 93-percent capacity during his tenure despite only one winning season. Upon leaving DU, Serratore was head coach for the IHL's Manitoba Moose from 1994-96 before accepting the same job with Air Force.

## FORMER COACHES



### GEORGE GWOZDECKY ('94-'13)

**443-267-64 (.614)**

In 19 years at the helm, George Gwozdecky helped turn DU into a program of national prominence. The Pioneers had posted losing records in four of their last five seasons before Gwozdecky's arrival brought a stretch of 17 winning seasons, six straight NCAA tournament appearances, three WCHA regular season titles, four WCHA playoff titles and two National Championships. The turnaround made the Thunder Bay, Ontario native one of the most decorated coaches in school history as well as the first to coach in NCAA history to win a national title as a player, assistant coach and head coach, having won as a player at Wisconsin in 1997 and assistant coach Michigan State in 1986.

Gwozdecky's path to DU included three years as head coach at Wisconsin River-Falls (NAIA) from 1981-1984, five years as an assistant coach at Michigan State from 1984-1989 and five years as head coach at Miami from 1989-1994 where he was the recipient of the Spencer Penrose Award as National Coach of the Year in 1993. He took the Pioneers to the NCAA tournament quarterfinal in his first season 1994-95, earning WCHA Coach of the Years honors and posting the program's highest winning percentage (.619) since 1985-86 with a 25-15-2 record. He took the Pioneers to the NCAA tournament again in 1997, then in 1999 he helped Denver rebound from a 11-25-2 campaign the previous season to go 26-13-2, marking the first time in WCHA history a team had won more than 25 games after losing 25 the year before.

Decades after winning their last National Championship, the Pioneers returned to first in the national polls during the 2001-02 season. Gwozdecky led the team to a 32-8-1 record, a WCHA regular season title and a WCHA tournament title en route to his second WCHA Coach of the Year honor. The momentum carried into the following years as Gwozdecky brought back-to-back National Championships to Denver in 2004 & 2005. Entering the 2004 Frozen Four as underdogs with a 23-12-5 record, the Pioneers captured a come-from-behind win over Minnesota Duluth in the national semifinal and held off a 6-on-3 advantage against Maine in the national title game. The following year the Pioneers became the first WCHA team since 1997 to capture the McNaughton Cup, the Broadmoor Trophy and the National Championship in one season. Gwozdecky led the team to a 32-9-2 record and victory against North Dakota in the title game to earn his third WCHA Coach of the Year honor.

Denver's bid for a third straight National Championship was thwarted in 2005-06, though it remained a milestone year for the program as defenseman Matt Carle became the first Pioneer to win the Hobey Baker Trophy. Gwozdecky took the Crimson & Gold back to the NCAA tournament in 2008, capturing the league-leading 15th WCHA tournament title. He helped Denver to a 27-10-4 record two years later, securing another WCHA regular-season title and WCHA Coach of the Year award, his fourth. The Pioneers did not miss the NCAA tournament for the remainder of his tenure. He joined the Tampa Bay Lightning as an assistant coach from 2013-15 before returning to Colorado to coach Valor Christian High School.

Gwozdecky coached 14 All-Americans and one Hobey Baker winner with the Pioneers. Off the ice, he managed DU's transition from the DU Arena to Magness Arena, constructed from 1997-99 over the course of two seasons.



### **JIM MONTGOMERY ('13-'18)**

**125-57-26 (.663)**

Jim Montgomery brought Denver into a new era as the first coach for the Pioneers as members of the NCHC. During his five-year tenure, he led the third-most winningest program in college hockey while boasting back-to-back appearances in the Frozen Four, an NCHC regular-season title, two Frozen Faceoff victories, five NCAA tournament appearances and the 2017 National Championship. He coached 11 All-Americans and one Hobey Baker winner, Will Butcher in 2017.

In his first season, Montgomery took a 20-16-6 team to the NCAA tournament after winning the inaugural NCHC Frozen Faceoff. Montgomery guided the Pioneers back to the NCAA tournament with a 24-14-2 mark in his second season before elevating the program in his third and fourth years. Denver carried a 25-9-6 record to the 2016 Frozen Four, falling to North Dakota, and a 31-7-4 record to the 2017 Frozen Four, defeating Minnesota Duluth for the program's eighth national title. Denver also clinched its first Penrose Cup in 2017 as the NCHC regular-season champion with a 18-3-3 conference mark. The National Championship, Penrose Cup and second straight appearance in the Frozen Four earned Montgomery the Spencer Penrose Award as National Coach of the Year. In 2018, he led the Pioneers to a 23-10-8 record before making them the first two-time Frozen Faceoff champions in the conference tournament.

Prior to his arrival in Denver, Montgomery spent three seasons as head coach and general manager of the Dubuque Fighting Saints in the USHL from 2010-13, winning a pair of Clark Cup championships, a regular-season title and GM of the Year honors. The Montreal, Quebec native was an assistant coach at RPI from 2006-10 and began his coaching career at Notre Dame in 2005-06, serving as a volunteer coach with the Fighting Irish. As a player, Montgomery racked up 103 goals and 198 assists from 1989-93 at Maine, winning a National Championships in his senior season. He went on to play professionally for 12 years, playing 122 NHL games.

Montgomery became the fifth NHL coach hired directly from the NCAA after joining the Dallas Stars in 2018. He currently serves as an assistant coach of the St. Louis Blues.

# PROGRAM TIMELINE

## 1949

- DU Arena is completed
- Vern Turner is named first coach in program history
- Dec. 19 - DU plays first game, a 17-0 loss to Saskatchewan

## 1950

- Jan. 27 - DU defeats Wyoming 8-7 for first victory
- Feb. 18 - DU defeats Wyoming 10-6 for first victory at DU Arena

## 1951

- Neil Celley is named second coach in program history

## 1952

- All-American: Eddie Miller
- First Team All-MCHL: Don Burgess, Eddie Miller
- Second Team All-MCHL: Bill Abbott

## 1953

- First Team All-MCHL: Eddie Miller
- Second Team All-MCHL: Bill Abbott

## 1954

- Jan. 5 - DU plays 100th game, defeating Michigan Tech 7-1
- Second Team All-MCHL: Bill Abbott, Jack Smith

## 1956

- Murray Armstrong is named third coach in program history
- Dec. 19 - DU wins 100th game, defeating Michigan State 3-1
- Second Team All-MCHL: Ed Zemrau

## 1958

- March 7 - DU shares its first league title (WIHL)
- March 15 - DU wins first National Championship in program history, defeating North Dakota 6-2 in Minneapolis, Minn.
- All-American: Ed Zemrau
- Second Team All-MCHL: Murray Massier

## 1959

- WCHA is founded
- Jan. 10 - DU ties Soviet National Team 4-4

## 1960

- Feb. 5-6 - DU plays U.S. National Team; wins 7-5 and ties 5-5 in overtime
- Feb. 8 - DU ties Soviet National Team 2-2 in overtime
- Feb. 13 - DU defeats W. German National Team 5-3
- Feb. 19 - DU defeats Swedish National Team 5-3

- March 12 - DU wins WCHA tournament, defeating Colorado College 3-1
- March 19 - DU wins second National Championship, defeating Michigan Tech 5-3 at Boston Arena in Boston, Mass.
- WCHA Rookie of the Year: George Kirkwood
- All-Americans: Marty Howe, George Konik, Bill Masterton
- First Team All-WCHA: Marty Howe, George Kirkwood, Bill Masterton
- Second Team All-WCHA: George Konik, John MacMillan

## 1961

- Feb. 4 - DU wins 200th game, defeating Colorado College 7-5
- March 11 - DU wins WCHA tournament, defeating Michigan Tech 8-2
- March 18 - DU wins third National Championship, defeating St. Lawrence 12-2 in Denver, Colo.
- DU posts a school record 26-game unbeaten streak
- Spencer Penrose Award & WCHA Coach of the Year: Murray Armstrong
- WCHA MVP: Jerry Walker
- WCHA Rookie of the Year: Jack Wilson
- All-Americans: Marty Howe, George Kirkwood, Bill Masterton, Grant Munro, Jerry Walker
- First Team All-WCHA: Marty Howe, George Kirkwood, Bill Masterton, George Konik, Jerry Walker

## 1962

- Jack Wilson named First Team All-WCHA
- Trent Beatty Named Second Team All-WCHA

## 1963

- March 8 - DU defeats North Dakota 5-4 in overtime to win WCHA tournament
- March 16 - DU places 2nd in NCAA tournament
- All-American & First Team All-WCHA: Bill Staub
- Second Team All-WCHA: Dominic Fragomeni, Jack Wilson

## 1964

- March 13 - DU defeats Michigan 6-2 to win WCHA tournament and MacNaughton Cup
- March 21 - DU places 2nd in NCAA tournament
- First Team All-WCHA: Bill Staub
- Second Team All-WCHA: Buddy Blom, Jim Kenning, Wayne Smith

## 1965

- All-American & First Team All-WCHA: Wayne Smith

# PROGRAM TIMELINE

## **1966**

---

- Feb. 4 - DU defeats Colorado College 4-1 for 300th victory
- March 5 - DU wins WCHA tournament, defeating North Dakota 5-4 in overtime
- March 19 - DU places 3rd in NCAA tournament
- All-American & First Team All-WCHA: Wayne Smith

## **1967**

---

- Dec. 26 - DU ties Finnish National Team 2-2
- Dec. 28 - DU loses to U.S. National Team 5-4
- Dec. 29 - DU defeats Italian National Team 5-2
- Dec. 30 - DU loses to Soviet National Team 8-1
- Jan. 28 - DU plays its 500th game
- All-American: Jim Wiste
- First Team All-WCHA: Jim Wiste, Keith Magnuson
- WCHA Rookie of the Year: Keith Magnuson

## **1968**

---

- March 9 - DU defeats Minnesota 7-3 to win WCHA tournament
- March 16 - DU wins fourth National Championship, defeating North Dakota 4-0 in Duluth, Minn.
- Dec. 27 - DU defeats U.S. National Team 6-0
- DU posts a school record 22-game winning streak
- WCHA Coach of the Year: Murray Armstrong
- WCHA MVP: Keith Magnuson
- All-Americans & First Team All-WCHA: Jim Wiste, Keith Magnuson
- Second Team All-WCHA: Cliff Koroll, Gerry Powers

## **1969**

---

- March 8 - DU defeats Colorado College 3-1 to win WCHA tournament
- March 15 - DU wins fifth National Championship, defeating Cornell 4-3 for second back-to-back titles in program history
- All-Americans & First Team All-WCHA: Keith Magnuson, George Morrison
- Second Team All-WCHA: Tom Miller, Gerry Powers
- WCHA Rookie of the Year: George Morrison

## **1970**

---

- Feb. 20 - DU defeats Michigan Tech 5-3 for 400th victory
- All-American & First Team All-WCHA: George Morrison
- Second Team All-WCHA: Tom Gilmore

## **1971**

---

- March 12 - DU defeats Minnesota Duluth 9-3 to win WCHA tournament
- March 20 - DU places third in NCAA tournament
- All-Americans: Mike Christie & Vic Venasky

- First Team All-WCHA: Mike Christie
- Second Team All-WCHA: Vic Venasky

## **1972**

---

- March 11 - DU defeats Michigan State 9-3 to win WCHA tournament
- March 18 - DU places 3rd in NCAA tournament
- All-American & First Team All-WCHA: Tom Peluso
- WCHA Student-Athlete of the Year: Mike Lampman

## **1973**

---

- March 11 - DU defeats Michigan Tech 4-0 to win WCHA tournament
- March 17 - DU places 2nd in NCAA tournament
- All-Americans: Ron Grahame, Rob Palmer
- First Team All-WCHA: Ron Grahame, Rob Palmer, Bruce Affleck, Peter McNab
- WCHA MVP: Ron Grahame

## **1974**

---

- Feb. 1 - DU defeats Minnesota 6-5 for 500th victory
- Second Team All-WCHA: Bruce Affleck

## **1977**

---

- Marshall Johnston is named fourth coach in program history
- Pioneers win MacNaughton Cup
- WCHA Coach of the Year: Marshall Johnston
- Second Team All-WCHA: Greg Woods

## **1978**

---

- Dec. 28 - DU defeats Colorado College 5-2 for 600th victory
- All-Americans & First Team All-WCHA: Doug Berry, Ernie Glanville
- Second Team All-WCHA: Lex Hudson, Perry Schnarr, Greg Woods
- WCHA Coach of the Year: Marshall Johnston

## **1980**

---

- Nov. 1 - DU plays 1,000th game, defeating Northern Michigan 4-3

## **1981**

---

- Ralph Backstrom is named fifth coach in program history
- Second Team All-WCHA: Ken Berry

## **1982**

---

- First Team All-WCHA & Hobey Baker Finalist: Ed Beers

# PROGRAM TIMELINE

## 1983

- WCHA Rookie of the Year: Craig Redmond

## 1984

- First Team All-WCHA: Jim Leavins
- Nov. 23 - DU defeats Illinois-Chicago 8-4 for 700th victory
- Craig Redmond becomes the first Pioneer selected in the first round of the NHL Draft, going 6th overall to the Los Angeles Kings

## 1986

- March 14-15 - DU defeats Minnesota 3-0 and 3-2 to win WCHA tournament
- March 29 - DU places 4th in NCAA tournament
- Spencer Penrose Award & WCHA Coach of the Year: Ralph Backstrom
- DU posts a school record 34 wins
- All-Americans: Dallas Guame, Dwight Mathiasen, Chris Olson, Jim Smith
- WCHA MVP, First Team All-WCHA & Hobey Baker Finalist: Dallas Guame
- Second Team All-WCHA: Tom Allen & Dwight Mathiasen

## 1987

- WCHA Rookie of the Year: Dave Shields

## 1988

- Second Team All-WCHA: Daryn McBride
- WCHA Rookie of the Year: Rick Berens

## 1989

- Jan. 20 - DU defeats St. Cloud State 8-3 for 800th victory
- All-American & First Team All-WCHA: Daryn McBride

## 1990

- May 24 - Frank Serratore named sixth coach in program history
- Aug. 3 - Life-size statue of Murray Armstrong unveiled
- All-American, First Team All-WCHA & Hobey Baker Finalist: Dave Shields
- Second Team All-WCHA: Eric Murano

## 1991

- Feb. 16 - Rick Berens becomes the school's all-time leading goal scorer when he nets his second goal of the night before a sellout crowd vs. Colorado College at DU Arena
- Feb. 18 - Keith Magnuson is inducted into Colorado Sports Hall of Fame

## 1992

- Dec. 30 - DU wins first Denver Cup, defeating Notre Dame 6-1

## 1993

- Jan. 15 - DU plays 1,500th game, falling to Minnesota Duluth 7-1
- Dec. 29 - DU wins second Denver Cup, defeating Boston College 4-2
- DU sweeps season series with North Dakota for the first time since the 1960-61 season

## 1994

- May 19 - George Gwozdecky is named the seventh coach in program history
- Dec. 29 - DU wins third Denver Cup, defeating Brown 3-2
- Student-Athlete of the Year: Brian Konowalchuk

## 1995

- March 4 - DU wins first Gold Pan Trophy by winning season series against Colorado College 2-1-1
- March 11 - DU defeats Michigan Tech 5-2 for 900th victory
- WCHA Coach of the Year: George Gwozdecky
- Dec. 28 - DU defeats then top-ranked Colorado College 3-2 before the largest crowd ever to witness a college hockey game in Colorado - 16,061 at McNichols Arena - to win its fourth straight Denver Cup
- Second Team All-WCHA: Sinuhe Wallinheimo

## 1996

- DU defeats Yale 4-3 before 12,864 fans at McNichols Arena to win fifth straight Denver Cup
- Second Team All-WCHA: Antti Laaksonen

## 1997

- March 8 - DU plays final game in DU Arena, completing a sweep of Minnesota Duluth to gain berth into the WCHA Final Five tournament
- March 26 - DU Arena is razed. Construction on the Daniel L. Ritchie Center begins
- Third Team All-WCHA: Jim Mullin

## 1998

- Dec. 28 - DU defeats Boston College 4-3 in OT to win Denver Cup
- Third Team All-WCHA: Paul Comrie
- WCHA Rookie Team: Mark Rycroft

## 1999

- Oct. 15 - DU plays its first game in the Magness Arena. Freshman Aaron MacKenzie nets the first Pioneer goal ever scored at Magness Arena
- March 20 - DU wins 12th WCHA tournament, defeating top-ranked North Dakota 4-3
- All-American & First Team All-WCHA: Paul Comrie
- Third Team All-WCHA: James Patterson

# PROGRAM TIMELINE

## 2000

---

- Feb 27 - DU defeats Bemidji State 7-1 for 1,000th victory
- March 4 - Goalie Stephen Wagner plays his record-breaking 121st game as Pioneer
- Dec. 30 - DU wins Denver Cup

## 2001

---

- Jan. 19 - DU sets record for largest crowd at Magness Arena with 6,188 fans
- Wade Dubielewicz named Second Team All-WCHA
- Ryan Caldwell named to the WCHA All Rookie Team

## 2002

---

- March 16 - DU defeats Minnesota 5-2 to win the WCHA tournament, becoming the first team since 1990-91 to win the MacNaughton Cup and Broadmoor Trophy in the same season
- WCHA Coach of the Year & Spencer Penrose Award Runner-Up: George Gwozdecky
- All-American, First Team All-WCHA & Hobey Baker Finalist: Wade Dubielewicz
- Third Team All-WCHA: Adam Berkhoel, Connor James, Aaron MacKenzie
- Hobey Baker Finalist: Wade Dubielewicz

## 2003

---

- Dec. 28 - DU defeats Miami and New Hampshire to win ninth Denver Cup
- First Team All-WCHA, WCHA Defensive Player of the Year & DU Male Student-Athlete of the Year: Aaron MacKenzie
- Second Team All-WCHA: Wade Dubielewicz
- Third Team All-WCHA: Kevin Doell

## 2004

---

- Oct. 18 - George Gwozdecky wins his 200th game at DU
- March 26 - DU defeats Miami 3-2 for first NCAA tournament win since 1997
- March 27 - DU defeats North Dakota 1-0 to advance to the Frozen Four for the first time since 1986
- April 8 - DU defeats Minnesota Duluth 5-3 to advance to the National Championship for the first time since 1973
- DU defeats Maine 1-0 to win sixth National Championship and first in 35 years in Boston, Mass.
- WCHA Student-Athlete of the Year: Connor James
- All-American & Second Team All-WCHA: Ryan Caldwell
- Second Team All-WCHA: Adam Berkhoel & Gabe Gauthier
- WCHA Rookie Team: Matt Carle
- WCHA Defensive Player of the Year: Ryan Caldwell
- USA Hockey College Player of the Year: Adam Berkhoel

## 2005

---

- Oct. 9 - DU defeats Northeastern 4-0 for 11th Denver Cup
- March 4 - DU wins a share of the WCHA regular-season championship, defeating Colorado College 5-0
- DU defeats CC 1-0 to win 14th WCHA tournament
- DU defeats North Dakota 4-1 for seventh National Championship in Columbus, Ohio
- WCHA Coach of the Year: George Gwozdecky
- WCHA Rookie of the Year & WCHA Rookie Team: Paul Stastny
- First Team All-WCHA: Matt Carle & Brett Skinner
- Second Team All-WCHA: Matt Carle, Gabe Gauthier, Brett Skinner

## 2006

---

- First Team All-WCHA: Matt Carle & Paul Stastny
- Hobey Baker Memorial Award, USA Hockey College Hockey Player of the Year, WCHA MVP & WCHA Defensive Player of the Year: Matt Carle
- USA Hockey College Hockey Player of the Year: Matt Carle
- Student-Athlete of the Year: Ted O'Leary
- Third Team All-WCHA: Ryan Dingle
- WCHA Rookie Team: Chris Butler

## 2007

---

- First Team All-WCHA: Matt Carle & Paul Stastny
- Third Team All-WCHA: Ryan Dingle

## 2008

---

- All-American & Second Team All-WCHA: Chris Butler
- WCHA Rookie Team: Tyler Bozak
- Third Team All-WCHA: Tyler Bozak, Peter Mannino
- Second Team All-WCHA: Marc Cheverie, Patrick Wiercioch

## 2009

---

- Peter Mannino set school record with his 14th career shutout
- WCHA Student-Athlete of the Year: J.P. Testwuide
- Second Team All-WCHA: Marc Cheverie, Patrick Wiercioch
- WCHA Rookie Team: Joe Colborne, Patrick Wiercioch
- Third Team All-WCHA: Anthony Maiani, Rhett Rakhshani

## 2010

---

- Feb: 27 - Rhett Rakhshani's OT goal helps DU defeat Minnesota St. 4-3 and win its 12th WCHA regular-season title
- Hobey Baker Finalists: Rhett Rakhshani, Marc Cheverie
- All-Americans & First Team All-WCHA: Rhett Rakhshani, Marc Cheverie, Patrick Wiercioch
- WCHA MVP: Marc Cheverie;
- Second Team All-WCHA: Tyler Ruegsegger
- Third Team All-WCHA: Joe Colborne
- WCHA Rookie Team: Matt Donovan

# PROGRAM TIMELINE

## 2011

- March 26 - DU defeats Western Michigan 3-2 in double overtime to advance to NCAA tournament, making the senior class the first in DU history to play in four NCAA tournaments
- DU compiles its 10th straight 20-win season
- Second Team All-WCHA: Matt Donovan, Drew Shore, Jason Zucker
- WCHA Rookie Team: Sam Brittain, David Makowski, Jason Zucker
- WCHA Rookie of the Year: Jason Zucker

## 2012

- Hockey Commissioners Association (HCA) Rookie of the Year: Joey LaLeggia
- All-American: Jason Zucker
- First Team All-WCHA: Joey LaLeggia
- Second Team All-WCHA: Drew Shore, Jason Zucker, Juho Olkinuora
- WCHA Rookie Team: Joey LaLeggia, Juho Olkinuora
- WCHA Rookie of the Year: Joey LaLeggia

## 2013

- April 15 - Jim Montgomery is named the eighth head coach in program history
- All-American: Juho Olkinuora
- Second Team All-WCHA: Juho Olkinuora, Joey LaLeggia
- WCHA Rookie Team: Nolan Zajac

## 2014

- DU wins the inaugural NCHC Frozen Faceoff, defeating Miami 4-3 at the Target Center in Minneapolis, Minn.
- All-Americans & First Team All-NCHC: Joey LaLeggia, Sam Brittain
- NCHC Rookie Team: Trevor Moore
- NCHC Defensive Player of the Year & NCHC Offensive Defenseman of the Year: Joey LaLeggia
- NCHC Goaltender of the Year: Sam Brittain

## 2015

- All-Americans & First Team All-NCHC: Joey LaLeggia, Trevor Moore
- NCHC MVP, NCHC Defensive Player of the Year, NCHC Offensive Defenseman of the Year, Hobey Baker Finalist: Joey LaLeggia
- Second Team All-NCHC, NCHC Rookie of the Year & NCHC Rookie Team: Danton Heinen

## 2016

- DU defeats Colorado College 4-1 in the "Battle on Blake" at Coors Field before a crowd of 35,000
- March 27 - DU earns its first Frozen Four berth since 2005, defeating Ferris State 6-4 at the NCAA West Regional Final
- June 24 - Henrik Borgstrom becomes the fourth Pioneer selected in the first round of the NHL Draft when the Florida Panthers select him 23rd overall
- All-American: Will Butcher
- First Team All-NCHC: Danton Heinen, Will Butcher
- NCHC Student-Athlete of the Year: Gabe Levin
- NCHC Forward of the Year: Danton Heinen
- NCHC Rookie Team: Dylan Gambrell

## 2017

- March 3 - DU wins the Penrose Cup as the NCHC regular-season champions for the first time in program history
- April 7 - Will Butcher wins the Hobey Baker Award, becoming the second winner in school history
- April 8 - DU wins its eighth National Championship in program history, defeating Minnesota Duluth 3-2 at the United Center in Chicago, Ill.
- Hobey Baker Memorial Award Winner, NCHC MVP, NCHC Offensive Defenseman of the Year: Will Butcher
- Spencer Penrose Award: Jim Montgomery
- All-Americans: Will Butcher, Tanner Jaillet, Henrik Borgstrom
- Mike Richter Award & NCHC Goalie of the Year: Tanner Jaillet
- First Team All-NCHC: Will Butcher, Tanner Jaillet
- Second Team All-NCHC: Henrik Borgstrom, Dylan Gambrell
- WCHA Rookie of the Year: Henrik Borgstrom

## 2018

- March 17 - DU becomes the first two-time winners of the Frozen Faceoff, defeating St. Cloud State 4-1 at the Xcel Energy Center in Minneapolis, Minn.
- DU makes its 11th straight appearance in the NCAA tournament to become the NCAA's active leader in consecutive tournament appearances
- Four Pioneers make their NHL debuts: Henrik Borgstrom, Dylan Gambrell, Troy Terry and Blake Hillman
- Jim Montgomery is hired by the Dallas Stars, becoming the fifth head coach in NHL history hired directly from the NCAA
- All-Americans: Henrik Borgstrom, Tanner Jaillet, Troy Terry
- NCHC MVP, NCHC Forward of the Year, Hobey Baker Finalist: Henrik Borgstrom
- First Team All-NCHC: Henrik Borgstrom, Tanner Jaillet
- Second Team All-NCHC: Troy Terry, Dylan Gambrell
- NCHC Rookie Team: Ian Mitchell

# PROGRAM TIMELINE

## 2019

- David Carle is named the ninth head coach in program history and youngest head coach in Division I at age 28.
- DU defeated AIC 3-0 at the NCAA Regional Final in Fargo, N.D. to advance to its third Frozen Four in four years,
- Second Team All-NCHC: Ian Mitchell

## 2020

- Nov. 2 - More than 170 alumni representing more than 60 years of DU Hockey return for 70th Anniversary Weekend
- Denver compiles 19th consecutive 20-win season
- March 12 - NCAA cancels season due to COVID-19
- All-American & First Team All-NCHC: Ian Mitchell
- Second Team All-NCHC: Emilio Pettersen

## 2021

- Played first 10 games of the season in the NCHC Pod in Omaha, Neb., due to COVID-19
- Denver wins 15th Gold Pan, taking season-series against Colorado College 3 games to 1.
- All-NCHC Rookie Team: Carter Savoie (unanimous selection)
- Had three incoming freshmen chosen in the first three rounds of the 2021 NHL Draft (Shai Buium, Sean Behrens, Carter Mazur), marking the first time in program history that three players were picked in the opening three rounds

## 2022

- Won its record-tying ninth national championship
- Hosted NCAA West Regionals in Loveland, Colo.; Played first national tournament games in Colorado since 2004
- Earned its second Penrose Cup as NCHC regular-season champions after posting an 18-6-0 mark in conference play
- The program earned its 1,500th victory on Oct. 8, 2021 with a season-opening win vs. Arizona State, becoming the fifth school to accomplish the feat.
- Began the season on a 15-game unbeaten streak at home (third longest in school history) and finished 17-1-1 at home and 22-1-1 in the state of Colorado during the year
- Ryan Barrow set the program record for career games played (168) during the national championship game
- Bobby Brink earned first-team All-American (West) honors and was a Hobey Baker Hat Trick finalist after leading the nation with 57 points, becoming the first Pioneer to finish first in scoring since Ed Beers (1981-82)
- Brink was named both the NCHC Forward and Player of the Year and earned First Team All-NCHC honors.
- All-NCHC Second Team: Mike Benning, Carter Savoie; Honorable Mention: Magnus Chrona, Cole Guttman
- Four Pioneers named to the NCHC All-Rookie Team, the most by a school in conference history: Sean Behrens, Shai Buium, Carter Mazur and Massimo Rizzo

## 2023

- Won the Ice Breaker Tournament to begin the season for the second time in school history and was hosting the event for the third time (co-host with Air Force)
- Raised its 2022 NCAA Championship banner to the Magness Arena rafters on Oct. 22 as part of Homecoming Weekend and went on to win in OT vs. Providence College
- Denver swept the series at North Dakota on Nov. 11-12, winning both games in a weekend set in regulation at UND for the first time since Jan. 29-30, 2010
- Hosted Colorado College at Ball Arena on Jan. 27 and won 2-0 in front of 17,952 in attendance, the largest crowd in history to watch the Pioneers play *indoors* in the state of Colorado; It was DU's first-ever regular-season game at the home of the NHL Colorado Avalanche
- The Pioneers went 4-0 during the regular season vs. both rival Colorado College and North Dakota, the first time in program history they have swept at least a four-game season series against both UND and CC since 1960-61.
- Tristan Broz became the first player in nearly 20 years to score four goals in a game on Jan. 14 vs. Miami (Kevin Doell, Feb. 21, 2003 vs. Michigan Tech). Jack Devine also scored four goals in a game on March 10 vs. Miami
- All-Americans (West) Second Team: Mike Benning, Carter Mazur, Massimo Rizzo
- NCHC Awards: Magnus Chrona (Goaltender, Three Stars), Mike Benning (Offensive Defenseman), Justin Lee (Defensive Defenseman)
- All-NCHC Teams: Mike Benning, Magnus Chrona, Massimo Rizzo (1st Team), Carter Mazur (2nd Team), Sean Behrens (HM)

## 2024

- Won its NCAA-record 10th national championship at Xcel Energy Center in St. Paul, Minn., vs. Boston College.
- Goaltender Matt Davis was the NCAA Frozen Four Most Outstanding Player, making a 26-save shutout in the Championship Game and finished the national tournament with a 0.63 GAA and .979 save percentage in four games.
- Won the NCHC Frozen Faceoff for the third time after defeating Omaha at Xcel Energy Center and picked up the school's 19th conference tournament title.
- Led the nation in scoring at 4.59 goals/game.
- Recorded the team's third-straight 30-win season, the longest such streak in program history.
- Finished the year on a season-long nine-game win streak.
- All-Americans (West) First Team: Zeev Buium, Jack Devine; Second Team: Massimo Rizzo
- NCHC Awards: Zeev Buium (Rookie, Offensive Defenseman), Sean Behrens (Defensive Defenseman)
- All-NCHC Teams: Zeev Buium, Jack Devine (1st Team), Shai Buium, Massimo Rizzo (2nd Team), Sean Behrens (HM)

# ALL-TIME RESULTS VS. OPPONENTS

OPPONENT	STARTED	W-L-T	OPPONENT	STARTED	W-L-T
Air Force	1971-72	41-4-1	Manitoba	1976-77	1-0-0
Alabama Huntsville	2000-01	6-1-0	Massachusetts	2004-05	6-3-0
Alaska Anchorage	1992-93	48-15-7	Massachusetts Lowell	1984-85	10-2-0
Alaska Fairbanks	1989-90	12-3-2	McGill (ex.)	2011-12	1-0-1
Alberta	1949-50	24-7-3	McMaster	1962-63	5-0-1
AIC	2018-19	1-0-0	Merchylhurst	2002-03	3-0-0
Arizona State	2016-17	9-2-1	Merrimack	2017-18	1-1-0
Army	1992-93	1-0-0	Miami (Ohio)	1986-87	33-13-4
Augustana	2023-24	0-0-1	Michigan	1950-51	47-36-1
Austrian Nationals	1966-67	2-0-0	Michigan Tech	1950-51	119-83-19
Bemidji State	1967-68	10-2-1	Michigan State	1950-51	58-16-2
Boston College	1967-68	21-16-0	Minnesota	1950-51	72-95-12
Boston University	1959-60	18-15-2	Minnesota Duluth	1961-62	136-89-13
Bowling Green	1969-70	3-0-0	Minnesota State	1997-98	29-13-6
Brandon University	1950-51	6-0-1	Moose Jaw Pla-Mors	1960-61	1-0-1
Brigham Young	1964-65	4-0-0	Moscow Dynamo	1988-89	0-1-0
British Columbia (ex.)	1949-50	6-5-2	Nebraska Omaha	1997-98	41-14-5
British National Team	1961-62	1-0-0	New Hampshire	1984-85	9-5-0
Brown	1949-50	3-3-1	Niagara	2003-04	8-0-0
Calgary	1976-77	6-1-0	North Dakota	1949-50	135-159-16
Calgary Addersons	1958-59	2-0-0	Northeastern	1973-74	15-5-0
Canadian Nat'l Team	1963-64	2-1-1	Northern Arizona	1981-82	3-1-0
Canisius	2013-14	0-1-0	Northern Michigan	1980-81	25-29-3
Clarkson	1957-58	8-3-0	Notre Dame	1970-71	38-10-6
Colgate	1968-69	4-1-0	ND (Sask.) Hounds	1954-55	2-0-0
U.S. College All-Stars	1964-65	1-1-0	Ohio State	1973-74	7-6-0
Colorado College	1949-50	197-123-21	Penn State	2016-17	2-0-0
Cornell	1965-66	8-6-0	Prince Albert Mintos	1954-55	3-0-1
Czech Nationals	1965-66	1-1-0	Princeton	1950-51	3-2-0
Dartmouth	1953-54	5-1-1	Providence	1979-80	9-11-3
Denver Freshmen (ex.)	1949-50	0-1-0	Regina Capitals	1960-61	2-0-0
Eastern Nationals	1966-67	1-0-0	Regina Pats	1955-56	1-2-1
Edmonton Oil Kings	1953-54	4-2-0	RIT	2009-10	0-1-0
Ferris State	2005-06	1-2-0	Robert Morris	2006-07	1-0-0
Findlay	2003-04	1-0-0	Rensselaer Poly	1953-54	14-1-1
Finnish National Team	1967-68	0-0-1	Sacred Heart	2007-08	1-0-0
Flin Flon Bombers	1956-57	1-0-0	St. Boniface Canadiens	1956-57	1-1-0
Great Falls Americans	1954-55	4-0-0	St. Boniface Seals	1958-59	2-0-0
Harvard	1953-54	5-1-0	St. Cloud State	1988-89	60-52-7
Hilltoppers (DU) (ex.)	1953-54	3-0-0	St. Lawrence	1960-61	3-0-0
Holy Cross	2008-09	0-0-1	St. Louis	1970-71	3-0-0
Humboldt Indians	1956-57	2-0-0	Saskatchewan	1949-50	18-2-1
Illinois-Chicago	1983-84	4-0-0	Saskatoon Quakers	1961-62	3-1-0
Iowa State	1981-82	2-0-0	Soviet (Traktor)	1978-79	0-1-0
Italian National Team	1967-68	1-0-0	Soviet National Team	1958-59	0-4-2
Japan National Team	1978-79	2-0-0	Spokane Flyers	1955-56	0-2-0
Lake Superior State	1998-99	5-0-1	Swedish National Team	1959-60	1-0-0
Lethbridge Native Sons	1954-55	0-3-0	Toronto University	1950-51	10-1-1
Lindenwood	2022-23	2-0-0	Union	1999-00	2-0-0
Maine	1984-85	9-12-0	USNTDP (ex.)	2001-02	4-0-0

# ALL-TIME RESULTS VS. OPPONENTS

OPPONENT	STARTED	W-L-T
U.S. International Univ.	1979-80	13-3-0
U.S. National Team	1957-58	14-9-4
Vermont	1996-97	5-1-1
Warroad Lakers	1958-59	11-2-0
Wayne State	2003-04	1-0-0
West German Landshut	1974-75	1-0-0
W. German Nat'l Team	1959-60	1-0-0
Western Michigan	1982-83	26-13-2
Wichita All Stars	1950-51	1-1-0
Windsor (ex.)	2004-05	1-0-0
Wisconsin	1967-68	64-76-13
Wyoming	1949-50	6-0-0
Yale	1951-52	8-1-0

## **NCAA CHAMPIONSHIPS (10)**

*1958, 1960, 1961, 1968, 1969, 2004, 2005, 2017, 2022, 2024*

## **NCAA FROZEN FOUR/SEMIFINAL APPEARANCES (19)**

*1958, 1960, 1961, 1963, 1964, 1966, 1968, 1969, 1971, 1972, 1973\*, 1986, 2004, 2005, 2016, 2017, 2019, 2022, 2024*

## **NCAA TOURNAMENT APPEARANCES (33)**

*1958, 1960, 1961, 1963, 1964, 1966, 1968, 1969, 1971, 1972, 1973\*, 1986, 1995, 1997, 1999, 2002, 2004, 2005, 2008, 2009, 2010, 2011, 2012, 2013, 2014, 2015, 2016, 2017, 2018, 2019, 2022, 2023, 2024*

## **WIHL/WCHA/NCHC REGULAR SEASON CHAMPIONS (15)**

*1958, 1960, 1961, 1963, 1968, 1972, 1973, 1978, 1986, 2002, 2005, 2010, 2017, 2022, 2023*

## **WCHA/NCHC PLAYOFF CHAMPIONS (19)**

*1960, 1961, 1963, 1964, 1966, 1968, 1969, 1971, 1972, 1973, 1986, 1999, 2002, 2005, 2008, 2014, 2018, 2024*

## **DENVER CUP CLASSIC CHAMPIONS (15)**

*1992, 1993, 1994, 1995, 1996, 1998, 2000, 2001, 2002, 2003, 2004, 2006, 2007, 2009, 2010*



# NCAA TOURNAMENT RESULTS (44-25, 5-2 OT)

DATE	RESULT	OPPONENT	SITE	ROUND
March 13, 1958	W, 6-2	Clarkson	Minneapolis, Minn.	Semifinals
March 15, 1958	W, 6-2	North Dakota	Minneapolis, Minn.	Finals
March 19, 1960	W, 6-4	Boston University	Boston, Mass.	Semifinals
March 20, 1960	W, 5-3	Michigan Tech	Boston, Mass.	Finals
March 17, 1961	W, 6-1	Minnesota	Denver, Colo.	Semifinals
March 18, 1961	W, 12-2	St. Lawrence	Denver, Colo.	Finals
March 15, 1963	W, 6-2	Clarkson	Chestnut Hill, Mass.	Semifinals
March 16, 1963	L, 6-5	North Dakota	Chestnut Hill, Mass.	Finals
March 19, 1964	W, 4-1	RPI	Denver, Colo.	Semifinals
March 21, 1964	L, 6-3	Michigan	Denver, Colo.	Finals
March 17, 1966	L, 4-3	Clarkson	Minneapolis, Minn.	Semifinals
March 19, 1966	W, 4-3	Boston University	Minneapolis, Minn.	3rd Place Game
March 14, 1968	W, 4-1	Boston College	Duluth, Minn.	Semifinals
March 16, 1968	W, 4-0	North Dakota	Duluth, Minn.	Finals
March 13, 1969	W, 9-2	Harvard	Colorado Springs, Colo.	Semifinals
March 15, 1969	W, 4-3	Cornell	Colorado Springs, Colo.	Finals
March 18, 1971	L, 4-2	Boston University	Syracuse, N.Y.	Semifinals
March 20, 1971	W, 1-0	Harvard	Syracuse, N.Y.	3rd Place Game
March 17, 1972	L, 7-2	Cornell	Boston, Mass.	Semifinals
March 18, 1972	L, 5-2	Wisconsin	Boston, Mass.	3rd Place Game
March 15, 1973*	W, 10-4	Boston College	Boston, Mass.	Semifinals
March 17, 1973*	L, 4-2	Wisconsin	Boston, Mass.	Finals
March 21, 1986#	W, 4-2	Cornell	Denver, Colo.	Quarterfinals
March 22, 1986#	L, 4-3	Cornell	Denver, Colo.	Quarterfinals
March 28, 1986	L, 5-2	Harvard	Providence, R.I.	Semifinals
March 29, 1986	L, 6-4	Minnesota	Providence, R.I.	3rd Place Game
March 24, 1995	W, 9-2	New Hampshire	Worcester, Mass.	East Regional - First Round
March 25, 1995	L, 4-2	Maine	Worcester, Mass.	East Regional - Quarterfinals
March 21, 1997	W, 6-3	Vermont	Worcester, Mass.	East Regional - First Round
March 22, 1997	L, 4-3 (OT)	Boston University	Worcester, Mass.	East Regional - Quarterfinals
March 26, 1999	L, 5-3	Michigan	Worcester, Mass.	East Regional - Quarterfinals
March 23, 2002	L, 5-3	Michigan	Ann Arbor, Mich.	West Regional - Quarterfinals
March 26, 2004	W, 3-2	Miami (Ohio)	Colorado Springs, Colo.	West Regional - First Round
March 27, 2004	W, 1-0	North Dakota	Colorado Springs, Colo.	West Regional - Quarterfinals
April 8, 2004	W, 5-3	Minnesota Duluth	Boston, Mass.	Frozen Four - Semifinals
April 10, 2004	W, 1-0	Maine	Boston, Mass.	Frozen Four - Finals
March 26, 2005	W, 4-3 (OT)	Bemidji State	Amherst, Mass.	Northeast Regional - First Round
March 27, 2005	W, 4-2	New Hampshire	Amherst, Mass.	Northeast Regional - Quarterfinals
April 7, 2005	W, 6-2	Colorado College	Columbus, Ohio	Frozen Four - Semifinals
April 9, 2005	W, 4-1	North Dakota	Columbus, Ohio	Frozen Four - Finals
March 29, 2008	L, 6-2	Wisconsin	Madison, Wis.	Midwest Regional - First Round
March 27, 2009	L, 4-2	Miami (Ohio)	Minneapolis, Minn.	West Regional - First Round
March 26, 2010	L, 2-1	RIT	Albany, N.Y.	East Regional - First Round
March 26, 2011	W, 3-2 (2OT)	Western Michigan	Green Bay, Wis.	Midwest Regional - First Round
March 27, 2011	L, 6-1	North Dakota	Green Bay, Wis.	Midwest Regional - Quarterfinals
March 23, 2012	L, 2-1	Ferris State	Green Bay, Wis.	Midwest Regional - First Round
March 29, 2013	L, 2-5	New Hampshire	Manchester, N.H.	Northeast Regional - First Round
March 29, 2014	L, 2-6	Boston College	Worcester, Mass.	Northeast Regional - First Round
March 28, 2015	W, 5-2	Boston College	Providence, R.I.	East Regional - First Round
March 29, 2015	L, 5-2	Providence	Providence, R.I.	East Regional - Quarterfinals

## NCAA TOURNAMENT RESULTS (44-25, 5-2 OT)

<b>DATE</b>	<b>RESULT</b>	<b>OPPONENT</b>	<b>SITE</b>	<b>ROUND</b>
March 26, 2016	W, 7-2	Boston University	St. Paul, Minn.	West Regional - First Round
March 27, 2016	W, 6-3	Ferris State University	St. Paul, Minn.	West Regional - Quarterfinals
April 7, 2016	L, 4-2	North Dakota	Tampa, Fla.	Frozen Four - National Semifinal
March 25, 2017	W, 5-2	Michigan Tech	Cincinnati, Ohio	Midwest Regional - First Round
March 26, 2017	W, 6-3	Penn State	Cincinnati, Ohio	Midwest Regional - Quarterfinals
April 6, 2017	W, 6-1	Notre Dame	Chicago, Ill.	Frozen Four - National Semifinal
April 8, 2017	W, 3-2	Minnesota Duluth	Chicago, Ill.	National Championship
March 24, 2018	W, 5-1	Penn State	Allentown, Pa.	Midwest Regional - First Round
March 25, 2018	L, 5-1	Ohio State	Allentown, Pa.	Midwest Regional - Quarterfinals
March 29, 2019	W, 2-0	Ohio State	Fargo, N.D.	West Regional - First Round
March 30, 2019	W, 3-0	AIC	Fargo, N.D.	West Regional - Quarterfinals
April 11, 2019	L, 4-3 (OT)	Massachusetts	Buffalo, N.Y.	Frozen Four - National Semifinal
March 24, 2022	W, 3-2	Massachusetts-Lowell	Loveland, Colo.	West Regional - First Round
March 26, 2022	W, 2-1	Minnesota Duluth	Loveland, Colo.	West Regional - Quarterfinals
April 7, 2022	W, 3-2 (OT)	Michigan	Boston, Mass.	Frozen Four - National Semifinals
April 9, 2022	W, 5-1	Minnesota State	Boston, Mass.	Frozen Four - National Championship
March 23, 2023	L, 2-0	Cornell	Manchester, N.H.	Northeast Regional - First Round
March 28, 2024	W, 2-1 (2OT)	Massachusetts	Springfield, Mass.	Northeast Regional - First Round
March 30, 2024	W, 2-1	Cornell	Springfield, Mass.	Northeast Regional - Quarterfinals
April 11, 2024	W, 2-1 (OT)	Boston University	St. Paul, Minn.	Frozen Four - National Semifinals
April 13, 2024	W, 2-0	Boston College	St. Paul, Minn.	Frozen Four - National Championship

\*Denver's participation vacated by the NCAA Committee on Infractions | #- Two-game, total goals format (DU advanced, 7-6)

# CONFERENCE TOURNAMENT RESULTS

DATE	RESULT	OPPONENT	SITE	ROUND
March 11, 1960	W, 9-2	Colorado College	DU Arena	1st Round
March 12, 1960	W, 3-1	Colorado College	DU Arena	1st Round
March 10, 1961	W, 9-1	Michigan Tech	DU Arena	1st Round
March 11, 1961	W, 8-2	Michigan Tech	DU Arena	1st Round
March 2, 1962	L, 4-8	Michigan	Ann Arbor, Mich.	1st Round
March 3, 1962	L, 3-4 OT	Michigan State	Ann Arbor, Mich.	3rd Place
March 7, 1963	W, 3-0	Minnesota	DU Arena	1st Round
March 8, 1963	W, 6-2	Minnesota	DU Arena	1st Round
March 9, 1963	W, 5-4 OT	North Dakota	DU Arena	Championship
March 12, 1964	W, 6-2	North Dakota	DU Arena	1st Round
March 13, 1964	T, 3-3	North Dakota	DU Arena	1st Round
March 14, 1964	W, 6-2	Michigan	Ann Arbor, Mich.	Championship
March 3, 1966	W, 8-2	Colorado College	Colorado Springs	1st Round
March 5, 1966	W, 5-4 OT	North Dakota	DU Arena	2nd Round
March 7, 1967	W, 6-3	Colorado College	DU Arena	1st Round
March 11, 1967	L, 2-3	North Dakota	DU Arena	2nd Round
March 5, 1968	W, 11-4	Minnesota Duluth	DU Arena	1st Round
March 8, 1968	W, 9-0	Minnesota	DU Arena	2nd Round
March 9, 1968	W, 7-3	Minnesota	DU Arena	2nd Round
March 6, 1969	W, 4-1	Minnesota Duluth	DU Arena	1st Round (West)
March 8, 1969	W, 3-1	Colorado College	DU Arena	Championship (West)
March 12, 1970	W, 6-2	Michigan State	DU Arena	1st Round (West)
March 14, 1970	L, 2-3	Wisconsin	DU Arena	Championship (West)
March 11, 1971	W, 6-3	Colorado College	DU Arena	1st Round
March 12, 1971	W, 9-3	Minnesota Duluth	DU Arena	1st Round
March 7, 1972	W, 7-2	Notre Dame	DU Arena	1st Round
March 8, 1972	W, 4-2	Notre Dame	DU Arena	1st Round
March 10, 1972	W, 2-1	Michigan State	DU Arena	2nd Round
March 11, 1972	W, 9-3	Michigan State	DU Arena	2nd Round
March 6, 1973	W, 5-4	Minnesota Duluth	DU Coliseum	1st Round
March 7, 1973	W, 4-2	Minnesota Duluth	DU Coliseum	1st Round
March 10, 1973	T, 3-3	Michigan Tech	Cadet Ice Arena	2nd Round
March 11, 1973	W, 4-0	Michigan Tech	DU Coliseum	2nd Round
March 5, 1974	W, 3-2	Minnesota Duluth	DU Arena	1st Round
March 6, 1974	W, 5-2	Minnesota Duluth	DU Arena	1st Round
March 9, 1974	T, 3-3	Minnesota	Minneapolis, Minn.	2nd Round
March 10, 1974	L, 1-2	Minnesota	Minneapolis, Minn.	2nd Round
March 10, 1976	L, 4-5	Michigan Tech	Houghton, Mich.	1st Round
March 11, 1976	L, 6-8	Michigan Tech	Houghton, Mich.	1st Round
March 9, 1977	W, 8-3	North Dakota	DU Arena	1st Round
March 10, 1977	W, 7-2	North Dakota	DU Arena	1st Round
March 12, 1977	L, 4-6	Michigan	Ann Arbor, Mich.	2nd Round
March 13, 1977	L, 4-11	Michigan	Ann Arbor, Mich.	2nd Round
March 10, 1978	T, 6-6	Notre Dame	DU Arena	1st Round
March 11, 1978	W, 7-1	Notre Dame	DU Arena	1st Round
March 14, 1978	L, 3-6	Colorado College	DU Arena	2nd Round
March 15, 1978	W, 4-3	Colorado College	DU Arena	2nd Round
March 6, 1979	L, 2-5	Minnesota Duluth	Duluth, Minn.	1st Round
March 7, 1979	W, 4-2	Minnesota Duluth	Duluth, Minn.	1st Round
March 5, 1981	L, 2-5	Michigan	DU Arena	1st Round
March 7, 1981	L, 4-5	Michigan	DU Arena	1st Round

# CONFERENCE TOURNAMENT RESULTS

DATE	RESULT	OPPONENT	SITE	ROUND
March 4, 1982	W, 5-2	Minnesota Duluth	DU Arena	1st Round
March 5, 1982	T, 5-5	Minnesota Duluth	DU Arena	1st Round
March 9, 1982	L, 3-4	North Dakota	Grand Forks, N.D.	2nd Round
March 10, 1982	L, 2-5	North Dakota	Grand Forks, N.D.	2nd Round
Feb. 25, 1983	L, 2-7	Minnesota Duluth	Duluth, Minn.	1st Round
Feb. 26, 1983	L, 2-6	Minnesota Duluth	Duluth, Minn.	1st Round
Feb. 25, 1984	L, 3-5	Wisconsin	Madison, Wis.	1st Round
Feb. 26, 1984	L, 5-8	Wisconsin	Madison, Wis.	1st Round
March 1, 1985	L, 1-7	North Dakota	Grand Forks, N.D.	1st Round
March 2, 1985	L, 4-8	North Dakota	Grand Forks, N.D.	1st Round
Feb. 28, 1986	L, 3-4	Michigan Tech	DU Arena	1st Round
March 1, 1986	W, 6-2	Michigan Tech	DU Arena	1st Round
March 7, 1986	W, 8-2	Minnesota Duluth	DU Arena	2nd Round
March 8, 1986	T, 5-5	Minnesota Duluth	DU Arena	2nd Round
March 14, 1986	W, 3-0	Minnesota	DU Arena	Championship
March 15, 1986	W, 3-2	Minnesota	DU Arena	Championship
Feb. 27, 1987	L, 2-4	Colorado College	DU Arena	1st Round
Feb. 28, 1987	L, 2-3	Colorado College	DU Arena	1st Round
Feb. 26, 1988	L, 2-5	Minnesota Duluth	DU Arena	1st Round
Feb. 27, 1988	L, 3-7	Minnesota Duluth	DU Arena	1st Round
Feb. 25, 1989	L, 1-7	North Dakota	Grand Forks, N.D.	1st Round
Feb. 26, 1989	W, 5-4	North Dakota	Grand Forks, N.D.	1st Round
Feb. 27, 1989	W, 3-2	North Dakota	Grand Forks, N.D.	1st Round
March 5, 1989	W, 2-1	Minnesota	St. Paul, Minn.	Semifinal
March 6, 1989	L, 4-9	Northern Michigan	St. Paul, Minn.	Championship
March 2, 1990	L, 0-3	Northern Michigan	Marquette, Mich.	1st Round
March 3, 1990	L, 4-9	Northern Michigan	Marquette, Mich.	1st Round
March 12, 1993	L, 3-5	Northern Michigan	Marquette, Mich.	1st Round
March 13, 1993	L, 0-7	Northern Michigan	Marquette, Mich.	1st Round
March 11, 1994	L, 5-8	Minnesota	Minneapolis, Minn.	1st Round
March 12, 1994	L, 3-6	Minnesota	Minneapolis, Minn.	1st Round
March 10, 1995	W, 5-4 OT	Michigan Tech	Houghton, Mich.	1st Round
March 11, 1995	W, 5-2	Michigan Tech	Houghton, Mich.	1st Round
March 17, 1995	L, 4-5	Wisconsin	St. Paul, Minn.	Final Five
March 18, 1995	L, 4-5 OT	Minnesota	St. Paul, Minn.	Final Five
March 1, 1996	L, 1-3	St. Cloud State	DU Arena	1st Round
March 2, 1996	W, 6-4	St. Cloud State	DU Arena	1st Round
March 3, 1996	L, 0-4	St. Cloud State	DU Arena	1st Round
March 7, 1997	W, 4-1	Minnesota Duluth	DU Arena	1st Round
March 8, 1997	W, 7-3	Minnesota Duluth	DU Arena	1st Round
March 13, 1997	L, 2-5	Colorado College	St. Paul, Minn.	Final Five
March 13, 1998	L, 2-3 OT	Colorado College	Colorado Springs	1st Round
March 14, 1998	L, 4-6	Colorado College	Colorado Springs	1st Round
March 12, 1999	W, 2-1	Michigan Tech	Denver (Coliseum)	1st Round
March 13, 1999	W, 4-2	Michigan Tech	Denver (Coliseum)	1st Round
March 19, 1999	W, 3-2 OT	Colorado College	Minneapolis, Minn.	Final Five
March 20, 1999	W, 4-3	North Dakota	Minneapolis, Minn.	Final Five
March 10, 2000	L, 4-0	North Dakota	Grand Forks, N.D.	1st Round
March 11, 2000	W, 2-1	North Dakota	Grand Forks, N.D.	1st Round
March 12, 2000	L, 9-4	North Dakota	Grand Forks, N.D.	1st Round



# CONFERENCE TOURNAMENT RESULTS

DATE	RESULT	OPPONENT	SITE	ROUND
March 9, 2001	L, 6-4	Wisconsin	Madison, Wis.	1st Round
March 10, 2001	L, 6-2	Wisconsin	Madison, Wis.	1st Round
March 8, 2002	W, 5-1	Michigan Tech	Magness Arena	1st Round
March 9, 2002	W, 8-1	Michigan Tech	Magness Arena	1st Round
March 15, 2002	W, 3-0	Colorado College	Xcel Energy Center	Final Five
March 16, 2002	W, 5-2	Minnesota	Xcel Energy Center	Final Five
March 14, 2003	W, 4-1	North Dakota	Grand Forks, N.D.	1st Round
March 15, 2003	L, 3-2 OT	North Dakota	Grand Forks, N.D.	1st Round
March 16, 2003	L, 3-2 OT	North Dakota	Grand Forks, N.D.	1st Round
March 12, 2004	L, 4-3	Colorado College	Magness Arena	1st Round
March 13, 2004	L, 6-1	Colorado College	Magness Arena	1st Round
March 11, 2005	W, 7-1	Michigan Tech	Magness Arena	1st Round
March 12, 2005	W, 1-0	Michigan Tech	Magness Arena	1st Round
March 18, 2005	W, 2-1 OT	North Dakota	Xcel Energy Center	Final Five
March 19, 2005	W, 1-0	Colorado College	Xcel Energy Center	Final Five
March 10, 2006	L, 3-2 OT	Minnesota Duluth	Magness Arena	1st Round
March 11, 2006	W, 3-2	Minnesota Duluth	Magness Arena	1st Round
March 12, 2006	L, 5-2	Minnesota Duluth	Magness Arena	1st Round
March 9, 2007	L, 3-2	Wisconsin	Magness Arena	1st Round
March 10, 2007	L, 2-1	Wisconsin	Magness Arena	1st Round
March 14, 2008	W, 6-3	Minnesota Duluth	Magness Arena	1st Round
March 15, 2008	W, 1-0	Minnesota Duluth	Magness Arena	1st Round
March 21, 2008	W, 3-1	North Dakota	Xcel Energy Center	Final Five
March 22, 2008	W, 2-1	Minnesota	Xcel Energy Center	Final Five
March 13, 2009	W, 3-2	Alaska Anchorage	Magness Arena	1st Round
March 14, 2009	W, 4-3	Alaska Anchorage	Magness Arena	1st Round
March 20, 2009	W, 3-0	Wisconsin	Xcel Energy Center	Final Five
March 21, 2009	L, 4-0	Minnesota Duluth	Xcel Energy Center	Final Five
March 12, 2010	W, 2-1	Michigan Tech	Magness Arena	1st Round
March 13, 2010	W, 4-2	Michigan Tech	Magness Arena	1st Round
March 19, 2010	L, 4-3	North Dakota	Xcel Energy Center	Final Five
March 20, 2010	L, 6-3	Wisconsin	Xcel Energy Center	Final Five
March 11, 2011	W, 4-2	Minnesota State	Magness Arena	1st Round
March 12, 2011	W, 3-2 OT	Minnesota State	Magness Arena	1st Round
March 18, 2011	W, 6-2	Bemidji State	Xcel Energy Center	Final Five
March 19, 2011	L, 3-2 2OT	North Dakota	Xcel Energy Center	Final Five
March 9, 2012	L, 1-0	Wisconsin	Magness Arena	1st Round
March 10, 2012	W, 3-1	Wisconsin	Magness Arena	1st Round
March 11, 2012	W, 3-2 OT	Wisconsin	Magness Arena	1st Round
March 15, 2012	W, 3-2 OT	Michigan Tech	Xcel Energy Center	Final Five
March 16, 2012	W, 4-3 2OT	Minnesota Duluth	Xcel Energy Center	Final Five
March 17, 2012	L, 4-0	North Dakota	Xcel Energy Center	Final Five
March 15, 2013	W, 5-3	Colorado College	Magness Arena	1st Round
March 16, 2013	L, 1-2	Colorado College	Magness Arena	1st Round
March 17, 2013	L, 3-4	Colorado College	Magness Arena	1st Round
March 13, 2014	L, 3-4	Nebraska-Omaha	CenturyLink Center	1st Round
March 14, 2014	W, 5-1	Nebraska-Omaha	CenturyLink Center	1st Round
March 15, 2014	W, 2-0	Nebraska-Omaha	CenturyLink Center	1st Round
March 21, 2014	W, 4-3	Western Michigan	Target Center	Semifinal
March 22, 2014	W, 4-3	Miami (Ohio)	Target Center	NCHC Final

# CONFERENCE TOURNAMENT RESULTS

DATE	RESULT	OPPONENT	SITE	ROUND
March 13, 2015	W, 4-3	Minnesota Duluth	Magness Arena	1st Round
March 14, 2015	W, 4-0	Minnesota Duluth	Magness Arena	1st Round
March 20, 2015	L, 6-3	Miami	Target Center	Semifinal
March 21, 2015	W, 5-1	North Dakota	Target Center	Third Place Game
March 11, 2016	W, 5-2	Nebraska-Omaha	Magness Arena	1st Round
March 12, 2016	W 4-3 2OT	Nebraska-Omaha	Magness Arena	1st Round
March 18, 2016	L, 4-2	St. Cloud State	Target Center	Semifinal
March 19, 2016	T, 1-1	North Dakota	Target Center	Third Place Game
March 10, 2017	W, 4-1	Colorado College	Magness Arena	1st Round
March 11, 2017	W, 4-0	Colorado College	Magness Arena	1st Round
March 17, 2017	L, 1-0	North Dakota	Target Center	Semifinals
March 18, 2017	W, 3-1	Western Michigan	Target Center	Third Place Game
March 9, 2018	L, 2-0	Colorado College	Magness Arena	1st Round
March 10, 2018	W, 3-2	Colorado College	Magness Arena	1st Round
March 11, 2018	W, 6-1	Colorado College	Magness Arena	1st Round
March 16, 2018	W, 3-1	Minnesota Duluth	Xcel Energy Center	Semifinal
March 17, 2018	W, 4-1	St. Cloud State	Xcel Energy Center	NCHC Final
March 15, 2019	W, 2-0	North Dakota	Magness Arena	1st Round
March 16, 2019	W, 4-2	North Dakota	Magness Arena	1st Round
March 22, 2019	L, 3-0	Minnesota Duluth	Xcel Energy Center	Semifinal
March 23, 2019	W, 6-1	Colorado College	Xcel Energy Center	Third-Place Game
<u>2020 Tournament Not Played Due to COVID-19</u>				
March 13, 2021	W, 5-4	Omaha	Ralph Engelstad Arena	Quarterfinal
March 15, 2021	L, 2-1 OT	North Dakota	Ralph Engelstad Arena	Semifinal
March 11, 2022	W, 5-2	Miami	Magness Arena	Quarterfinals
March 12, 2022	W, 5-1	Miami	Magness Arena	Quarterfinals
March 18, 2022	L, 2-0	Minnesota Duluth	Xcel Energy Center	Semifinal
March 10, 2023	W, 6-2	Miami	Magness Arena	Quarterfinals
March 11, 2023	W, 7-2	Miami	Magness Arena	Quarterfinals
March 17, 2023	L, 1-0	Colorado College	Xcel Energy Center	Semifinals
March 15, 2024	W, 4-0	Minnesota Duluth	Magness Arena	Quarterfinals
March 16, 2024	W, 5-2	Minnesota Duluth	Magness Arena	Quarterfinals
March 22, 2024	W, 5-4 (OT)	St. Cloud State	Xcel Energy Center	Semifinal
March 23, 2024	W, 4-1	Omaha	Xcel Energy Center	NCHC Final



# ALL-TIME CAPTAINS

YEAR	CAPTAIN(S)
2023-24	McKade Webster (C), Connor Caponi, Carter King, Massimo Rizzo
2022-23	Justin Lee (C), Kyle Mayhew, McKade Webster, Carter Mazur
2021-22	Cole Guttman (C), Ryan Barrow, Bobby Brink, Justin Lee
2020-21	Kohen Olischefski (C), Ryan Barrow, Griffin Mendel
2019-20	Ian Mitchell (C), Tyson McLellan, Michael Davies
2018-19	Colin Staub (C), Jarid Lukosevicius, Tyson McLellan, Ian Mitchell
2017-18	Tariq Hammond (C), Adam Plant, Troy Terry, Dylan Gambrell
2016-17	Will Butcher (C), Matt Marcinew, Matt VanVoorhis, Evan Janssen
2015-16	Grant Arnold (C), Gabe Levin, Nolan Zajac, Will Butcher
2014-15	Grant Arnold (C), Joey LaLeggia, Dan Doremus, Josiah Didier
2013-14	David Makowski (C), Zac Larraza, Josiah Didier
2012-13	Paul Phillips (C), Chris Knowlton, Shawn Ostrow, Nick Shore
2011-12	Dustin Jackson (C), Drew Shore (C), John Lee, Paul Phillips
2010-11	Kyle Ostrow (C), Dustin Jackson, Jesse Martin, Chris Nutini
2009-10	Rhett Rakhshani (C), Matt Glasser, Kyle Ostrow, Tyler Ruegsegger
2008-09	J.P. Testwuide (C), Rhett Rakhshani, Tyler Ruegsegger
2007-08	Andrew Thomas (C), Chris Butler, J.P. Testwuide, Tyler Ruegsegger
2006-07	Adrian Veideman (C), J.D. Corbin, Andrew Thomas
2005-06	Matt Carle (C), Gabe Gauthier (C), Ted O'Leary
2004-05	Matt Laatsch (C), Nick Larson, Kevin Ulanski
2003-04	Ryan Caldwell (C), Max Bull, Connor James, Kevin Ulanski
2002-03	Aaron MacKenzie (C), Greg Barber, Kevin Doell
2001-02	Bryan Vines (C), Jesse Cook, Aaron MacKenzie, Chris Paradise
2000-01	Judd Stauss (C), Bjorn Engstrom, Chris Paradise, Kelly Popadynetz
1999-00	Mark Rycroft (C), Bjorn Engstrom, Jon Newman, Judd Stauss
1998-99	Paul Comrie (C), Shawn Kurulak, Joe Murphy, Mark Rycroft
1997-98	Joe Murphy (C), Ryan Hacker, Shawn Kurulak, Gavin Morgan
1996-97	Erik Andersson (C), Shawn Kurulak, Mike Corbett
1995-96	Kelly Hollingshead (C), Erik Andersson, Brent Cary, Mike Corbett
1994-95	Paul Koch (C), Brent Cary, Sean Ortiz
1993-94	Mark Luger (C), Brent Cary, Paul Koch
1992-93	Mike Markovich (C), Ken MacArthur, Mark Luger
1991-92	Darren Biggs (C), Mike Markovich, Brett Petersen
1990-91	Jay Moore (C)
1989-90	Rod Summers (C)
1988-89	Ed Cristofoli (C)
1987-88	Bruce Hill (C)
1986-87	John McMillan (C)
1985-86	Grant Dion (C), Dallas Gaume, John McMillan
1984-85	Dave Anderson (C)
1983-84	Jim Leavins (C), Dave Berry (C), Pat Tierney, Deane Hansen
1982-83	Kevin Dineen (C), John Liprando, Dan Vlasisavljevich, Bill Stewart
1981-82	Ed Beers (C), Andy Hill, Darrell Morrow, John Liprando
1980-81	Gary Nedelak (C)
1979-80	Mark Davidson (C), Vince Magnan (C)
1978-79	Alex Belcourt (C), Greg Woods, Gordon Gibson, Mark Davidson
1977-78	Bob Pazzelli (C), Cal Sandbeck
1976-77	Dave Robinson (C)
1975-76	Chad Campbell (C), Bob Graiziger (C)
1974-75	Mitch Brandt (C), John Pearson (C), Dave Tomassoni (C), Bob Young (C)

# ALL-TIME CAPTAINS

1973-74.....	Mike Busniuk (C), Rich Preston (C)
1972-73.....	John Clayton (C), Ron Grahame (C), Ed Hays (C)
1971-72.....	Mike Christie (C), Brian Morenz (C), Ross Woodley
1970-71.....	Dan Helm (C), Bill Pettinger (C)
1969-70.....	Rich Blanche (C), Al Genovy (C), Tom Gilmore (C), Ed Hamilton (C), Gerry Jonasson (C), Don Thiessen (C)
1968-69.....	Keith Magnuson (C), Tom Miller (C), Craig Patrick (C)
1967-68.....	Cliff Koroll (C), Jim Wiste (C)
1966-67.....	Lou Geddes (C), Jerry Petrie (C)
1965-66.....	Wayne Smith (C)
1964-65.....	Andy Herrebout (C)
1963-64.....	Dom Fragomeni (C), Bill Staub (C)
1962-63.....	Marshall Johnston (C)
1961-62.....	Ken Williamson (C)
1960-61.....	Bill Masterton (C)
1959-60.....	John MacMillan (C)
1958-59.....	Murray Massier (C)
1957-58.....	Ed Zemrau (C)
1956-57.....	Bill Nixon (C), Orville Off
1955-56.....	Jack Smith (C)
1954-55.....	Bill Abbott (C)
1953-54.....	Jack Smith (C)
1952-53.....	Don Burgess (C)
1951-52.....	Don Burgess (C), Ed Miller
1950-51.....	Doug McKinnon (C)
1949-50.....	Doug McKinnon (C)

(C)- Captain

# JERSEY NUMBERS

**1** - Fred Halyk (2023-present), Devin Cooley (2018-20), Sam Brittain (2010-14), Marc Cheverie (2007-10), Andy Lemelin (1998-02), Jim Mullin (1993-97), John DeTemple (1991-93), Paul Baron (1989-91), Chris Gillies (1985-89), Pat Tierney (1980-84), John Gagnon (1979-80), Stuart Birenbaum (1978-79), Ernie Glanville (1974-78), Peter LoPresti (1973-74), Ron Grahame (1969-73), John McWilliams (1969-71), Frank Daly (1968-69), Gerald Powers (1966-69), Buddy Blom (1963-66), Rudy Unis (1962-64), Larry Beauchamp (1961-63), George Kirkwood (1959-61), Rodney Schneck (1956-59), Don Whyte (1954-56), George Mooney (1952-53), Walter N. Morin (1952-53), William Begg (1951-52), Walter N. Morin (1950-51), Harvey Marin (1949-50)

**2** - Sean Behrens (2021-24), Erich Fear (2016-20), Nick Neville (2013-16), Scott Mayfield (2011-13), Zach Blom (2004-08), James Armstrong (1998-02), Travis Smith (1994-97), Mark Luger (1990-94), Don McLennan (1986-90), Jim Smith (1983-86), John White (1981-83), Craig Janik (1980-81), John White (1979-80), Brian McAllister (1975-79), John Pearson (1971-75), Bill Pettinger (1970-71), Jack Taggart (1969-70), Keith Magnuson (1966-69), Wayne C. Smith (1963-66), Jon R. Art (1961-63), George Konik (1959-61), Wayne Klinck (1957-59), Kenneth Naylor (1954-57), Donald R. Burgess (1951-53), Doug McKinnon (1949-51)

**3** - Cale Ashcroft (2023-present), Antti Tuomisto (2020-22), Sean Comrie (2018-19), Tariq Hammond (2014-18), Jon Cook (2007-11), Steven Cook (2004-07), Jason Grahame (1999-03), Todd Kidd (1995-99), Paul Koch (1991-95), Rod Summers (1986-90), Tom Moore (1985-86), Jeff Perpich (1983-85), Peter Bolin (1982-83), Ken Merritt (1979-82), Greg Woods (1975-79), Robert Young (1972-75), Ross Woodley (1969-72), Timothy Gould (1966-69), David Paderski (1965-66), Robert J. Peers (1963-64), Jack Wilson (1960-63), George Konik (1958-59), Ed Zemrau (1955-58), James C. Swain (1954-57), William "Dave" Rothfield (1954-55), Roy Wolke (1953-55), Donald R. Burgess (1950-51)

**4** - Jack Devine (2021-present), Griffin Mendel (2017-21), Will Butcher (2015-17), Josiah Didier (2011-2015), Matt Donovan (2009-11), Chris Butler (2005-08), Brett Skinner (2002-05), Erik Adams (1998-02), Sean Bowman (1995-96), Craig McMillan (1992-95), Brett Petersen (1988-92), Derek Mayer (1986-88), Don Mercier (1983-86), Craig Redmond (1982-83), Jim Turner (1978-82), Cal Sandbeck (1974-75, 1976-77), Bruce Affleck (1972-74), Mike Christie (1969-72), D. Randy Ward (1966-69), Jerry V. Petrie (1964-67), James R. Eagle (1964-66), Robert A. "Sam" Lindsay (1962-64), Norbert A. Kemp (1958-61), Barry Sharp (1955-57), Mel Mullen (1953-54), William Kossian (1952-53), Mel Mullen (1950-52), George McInnis (1949-50)

**5** - Garrett Brown (2023-present), Les Lancaster (2018-19), Henrik Borgström (2016-18), Sean Mostrom (2015-16), John Lee (2008-12), Andrew Thomas (2004-08), Scott Drewicki (2002-03), Neil Phippen (1997-01), Mike Herrera (1995-97), Jeff Birnbaum (1994-95), Travis Smith (1993-94), Kelly Hollingshead (1992-93), Darren Biggs (1988-92), Jason Fairman (1987-88), Eric Johnson (1983-87), Jim Smith (1982-83), Barry Hudson (1978-82), Lex Hudson (1974-78), Mike Busniuk (1970-74), Ed Hamilton (1967-70), James D. Kenning (1961-64), Martin N. Howe (1958-61), Thomas "Ray" Hamlin (1958-60), Blair G. Livingstone (1955-58), Cecil Eaves (1956-57), Kenneth Raymond (1953-56), Evan "Ben" Wylie (1950-53)

**6** - McKade Webster (2020-24), Ryan Orgel (2017-19), Matt VanVoorhis (2013-17), Dakota Mermis (2012-13), Chris Nutini (2007-11), Mike Handza (2003-07), Ryan Hacker (1995-99), John McLean (1991-95), Jeff Ash (1990-91), Dan Brooks (1986-90), Grant Dion (1982-86), Don Fraser (1979-82), Gordon Gibson (1975-78), David Tomassoni (1973-75), John Clayton (1971-73), Dale Zeman (1966-69), Peter Badowsky (1965-66), Douglas Kowel (1964-65), W. Grant Munro (1958-61), William R. Nixon (1954-57), John Popenuik (1953-54), Tony Donofrio (1950-54), John G. Timmons (1949-51)

**7** - Aidan Thompson (2022-present), Brett Stapley (2018-22), Dylan Gambrell (2015-18), Will Butcher (2013-15), Paul Phillips (2009-13), Patrick Mullen (2007-09), Adrian Veideman (2003-07), J.J. Hartmann (2000-03), Joe Casey (1997-98, 1999-00), Dave Klasnick (1993-96), Maurice Hall (1992-93), Craig McMillan (1991-92), Rick Berens (1987-91), Jeff Lamb (1984-87), Bobby Larscheid (1982-84), Glenn Johnson (1981-82), Glenn Anderson (1978-79), Doug Berry (1975-78), Mitch Brandt (1971-75), Dan Helm (1969-71), Gerry Jonasson (1967-69), Robert J. Peers (1965-66), David Paderski (1963-64), Howard J. Kellough (1962-63), Terence A. Lomnes (1959-61), W. Walter Dingwall (1956-59), Robert B. Dickson (1953-56), Willis O'Leary (1950-53)

**8** - Shai Buium (2022-24), Carter Savoie (2020-22), Jay Feiwell (2019-20), Jared Resseguie (2017-19), Trevor Moore (2013-16), Nolan Zajac (2012-13), Dustin Jackson (2007-12), Keith Seabrook (2006-07), Jon James (2003-06), Jesse Cook (1998-02), Mike Bensler (1996-98), Petri Gunther (1993-94), Dave Klasnick (1992-93), Scott Mathias (1985-89), Peter Godfrey (1983-84), Richard Pijanowski (1982-83), Greg Deyarmond (1981-82), Rob Anderson (1976-1980), Cal Sandbeck (1975-76), Ched Miller (1972-75), Brian Morenz (1969-72), Thomas W. Miller (1966-69), Jack D. James (1965-66), Grant W. Warwick (1963-65), Kenneth A. Williamson (1959-62), John S. Godfrey (1956-59), Norman L. Lupovich (1950-51), Calvin Davis (1949-50)

# JERSEY NUMBERS

**9** - Boston Buckberger (2023-present), Owen Ozar (2021-23), Tyson McLellan (2016-2020), Gabe Levin (2012-16), Beau Bennett (2010-12), Rhett Rakhshani (2006-10), Gabe Gauthier (2002-06), Jordan Bianchin (1999-01), Paul Veres (1995-99), Sean Ortiz (1991-95), Brad Podiak (1989-91), Jim Hau (1988-89), Dave Hanson (1986-88), Dwight Mathiasen (1983-86), Kevin Dineen (1981-83), Ed Beers (1978-82), Brad Purpur (1977-79), Lindsay Thomson (1973-77), Rob Palmer (1970-73), Allan Genovy (1967-70), Louis D. Geddes (1964-67), Emory L. Sampson (1961-64), William J. Masterson (1958-61), C. Barrie Middleton (1953-56)

**10** - Miko Matikka (2023-present), Jaakko Heikkinen (2017-21), Kevin Conley (2016-17) David Makowski (2010-14), Stephen Cunningham (2007-09), Ryan Helgason (2003-07), Matt Weber (2002-03), Bryan Vines (1997-98, 1999-02), Warren Smith (1992-93, 1994-97), Antti Laaksonen (1993-94), Lance Momotani (1988-92), Dave Gourlie (1984-88), Jim Leavins (1981-84), Vince Magnan (1976-80), Brad Carefoot (1972-75), Tom Peluso (1970-72), Gerry Jonasson (1969-70), Clifford E. Koroll (1965-68), Myles V. Gillard (1963-65), Marshall Johnston (1960-63), Conrad Collie (1957-60), John Hudson (1954-57)

**11** - Lucas Olvestad (2022-24), Steven Jandric (2020-21), Tyler Ward (2018-20), Nolan Zajac (2013-16), Chris Knowlton (2009-2013), J.P. Testwuide (2005-09), Paul Stastny (2004-05), J.D. Corbin (2003-04), Greg Barber (1999-03), Gavin Morgan (1997-99), Garrett Buzan (1993-97), Heath Sampson (1991-93), Bruce Robinson (1990-91), Eric Murano (1986-90), David Hanson (1984-86), John Liprando (1979-83), Andy Hill (1978-79), Paul Messier (1976-78), Jim Anderson (1974-76), Rick Bragnalo (1970-74), Rich Blanche (1968-70), Steve Keeler (1967-68), Wayne A. Wiste (1964-67), William M. Staub (1961-64), Jerry Walker (1959-61), J. Murray Massier (1957-59), W.G. Abbott (1951-53), George DeLange (1949-50)

**12** - Sam Harris (2023-present), Kohen Olischefski (2017-21), Justin Cole (2016-17), Ty Loney (2011-2015), Joe Colborne (2008-10), Jesse Martin (2007-08), Geoff Paukovich (2004-07), Matt Carle (2003-04), Jussi Halme (2001-03), Kelly Popadynetz (1997-01), Kris Laamanen (1994-96), Kelly Hrycun (1993-94), Ryan O'Leary (1991-93), Dean Richards (1990-91), Marc Rousseau (1986-90), Dallas Gaume (1982-86), Andy Hill (1979-82), Alex Belcourt (1975-79), Bob Krieger (1979-74), Tom Gilmore (1967-70), Donald B. Cameron (1964-67), Ronald Livingstone (1962-64), Maurice G. Oftebro (1961-62), Paul O. Josephson (1958-61), David L. Rogers (1954-57), Archie J. MacPherson (1949-50)

**13** - Massimo Rizzo (2021-24), Liam Finlay (2016-20), Lukas Dora (2000-04), Mike Rotsch (1993-95), Tom Larsson (1992-93), Glenn Johnson (1978-81), Mark Falcone (1974-78), Richard Preston (1970-74), Don Thiessen (1967-70), Kingdon B. Boake (1966-67), Marvin M. Henning (1963-65), William R. Dowhan (1961-63), Jon R. Art (1960-61), J. Trent Beatty (1959-60), Dennis M. Slinn (1957-59), Francis E. Willock (1953-56)

**14** - Rieger Lorenz (2022-present), Bo Hanson (2020-21), Jarid Lukosevicius (2015-19), Larkin Jacobson (2011-15), Jesse Martin (2008-11), Tom May (2004-08), Max Bull (2000-04), Joe Ritson (1996-00), Kelly Hollingshead (1994-96), Brian Konowalchuk (1990-94), Dave Shields (1986-90), Mike Browne (1984-85), Dave Berry (1981-84), Mark Davidson (1976-80), Jim Miller (1972-76), Bob Lieg (1974-75), Vic Venaski (1970-72), Lynn Powis (1969-70), Jim Wiste (1965-68), James Ross (1964-65), F. Gerald Duffus (1960-62), Murray G. MacDonald (1957-60), Gerald M. Palkovich (1954-55), W.G. Abbott (1953-54), Jack R. Salo (1950-53), Bradford Arthur (1949-50)

**15** - Carter King (2021-present), Ian Mitchell (2017-20), Evan Ritt (2014-17), Drew Shore (2010-12), Tyler Ruegsegger (2006-10), Jon Foster (2001-05), Bryce Wallnutt (1997-01), Brent Cary (1991-92, 1993-96), Ty Senden (1990-91), Bruce Robinson (1987-90), John McMillan (1983-87), Bill Stewart (1979-83), Joe Hall (1978-79), Craig Roehl (1975-78), Gary Bohonus (1973-74), Peter McNab (1970-73), Bill Pettinger (1969-70), Robert Trembecky (1966-69), W. Lyle Bradley (1964-66), Dominic Fragomeni (1961-64), Max R. Geisthardt (1958-61), Gordon E. Cresswell (1956-58), Joseph Kilbey (1953-56), Edward A. Miller (1950-53), Bob Talarico (1949-50)

**16** - Tristan Broz (2022-24), Cameron Wright (2021-22), Jake Durlfing (2017-21), Zac Larraza (2011-15), Anthony Maiani (2007-11), Kevin Ulanski (2001-05), Justin Flaishans (1999-00), James Patterson (1995-99), Angelo Ricci (1991-95), Jay Moore (1987-91), Daryn McBride (1986-87), Derik Sheers (1983-86), Tom Martin (1982-83), Ed Beers (1981-82), Shawn Dineen (1977-81), Paul Hogan (1975-76), Frank Kozlowski (1973-75), Doug Gibson (1970-73), George Morrison (1968-70), James A. Shires (1965-68), Ronald Naslund (1962-65), J. Trent Beatty (1960-62), Bruce A. Walker (1957-60), Anthony Pocrnich (1954-55), John Popenuik (1952-54), Anthony Pocrnich (1951-52), William (Dave) Court (1950-51), Ronald A. Jacobsen (1949-50)

# JERSEY NUMBERS

**17** - Peter Lajoy (2023-present), Casey Dornbach (2022-23), Slava Demin (2018-21), Rudy Junda (2014-18), Garret Allen (2013-2014), Jason Zucker (2010-12), Matt Glasser (2006-10), Luke Fulghum (2001-05), Bjorn Engstrom (1997-01), Gavin Morgan (1995-97), Mike Naylor (1991-95), Brian Knieriem (1990-91), Daryn McBride (1987-89), Doug Menzies (1984-87), Jeff Lamb (1983-84), Peter Godfrey (1982-83), Darrell Morrow (1978-82), Craig Berezowsky (1977-78), Chad Campbell (1973-76), Ed Hays (1969-73), Craig Patrick (1966-69), Robert W. Sides (1965-66), Andrew 17- "Ray" Herrebout (1963-65), Gregory J. Lacomby (1960-63), John S. MacMillan (1957-60), Orville L. Off (1954-57), Craig Robertson (1950-53)

**18** - Jared Wright (2022-present), Ryan Barrow (2017-22), Emil Romig (2014-17), Luke Salazar (2008-12), Ted O'Leary (2002-06), Chris Paradise (1998-02), Anders Bjork (1994-98), Kevin Oztekin (1991-93), Ryan O'Leary (1990-91), Ed Cristofoli (1985-89), Deane Hansen (1980-84), Perry Stensland (1976-80), Hugh Jackson (1975-76), Tom Alley (1974-75), Jim Peluso (1971-73), John Saville (1969-71), Terrance Leifson (1966-69), Peter Whitmore (1964-66), Robert P. Hamill (1961-64), Richard C. Jacob (1960-61), J. Allison Barnhill (1957-60)

**19** - Tyler Haskins (2022-23), Cole Guttman (2018-22), Troy Terry (2015-18), Daniel Doremus (2011-15), Kyle Ostrow (2007-11), Ryan Dingle (2004-07), Connor James (2000-04), Matt Pettinger (1998-00), Mike Dairon (1994-98), Jude Sandvall (1992-94), Jay Lindsay (1991-92), Greg Stocklan (1988-91), Daryl Saltenreich (1986-88), Ian Ramsay (1981-85), Mike Follett (1978-80), Perry Schnarr (1976-78), Robert Graiziger (1972-76), Mike Lampman (1969-72), Norman Kvern (1963-65), Paul DiNapoli (1960-61), James Brown (1957-59)

**20** - Mike Benning (2020-23), Emilio Pettersen (2018-20), Danton Heinen (2014-16), Wade Bennett (2011-14), Joey Brehm (2007-11), T.J. Fast (2005-07), Jussi Halme (2003-05), Aaron MacKenzie (1999-03), Paul Comrie (1995-99), Kelly Hollingshead (1993-94), Ken MacArthur (1991-93), Jay Lindsay (1990-91), Ken MacArthur (1987-90), Jim Onstad (1983-87), Derik Sheers (1982-83), Scott Robinson (1978-82), David Robinson (1973-77), Brent "Skip" Wake (1969-70), Bill Pettinger (1968-69), Rich Blanche (1967-68), Pete Maxwell (1965-66), Jack D. James (1963-65), Leonard C. Sedgwick (1961-63), Paul DiNapoli (1959-60), William Kossian (1951-52), Leon G. Pannier, Jr. (1949-50)

**21** - Kent Anderson (2022-present), Reid Irwin (2020-22), Michael Davies (2016-20), Joey LaLeggia (2011-15), William Wrenn (2009-11), Tyler Bozak (2007-09), J.D. Corbin (2004-07), Ryan Caldwell (2000-04), Mark Rycroft (1997-00), Mike Corbett (1993-94, 1995-97), Kevin Sobb (1990-92), Derek Mayer (1985-86), David Anderson (1981-85), Gary Nedelak (1977-81), Tom Zajac (1972-76), Robert Young (1971-72), John Clayton (1969-70), Peter Whitmore (1963-64), W.G. Abbott (1954-55), Lyle Drew (1949-51)

**22** - Connor Caponi (2020-present), Logan O'Connor (2015-18), Jarrod Mermis (2010-2013), Brian Gifford (2006-10), Jeff Rogers (2003-2005), Kevin Doell (1999-03), Shawn Kurulak (1995-99), Jason Elders (1991-1995), Grant Ostir (1989-91), Glen Engevik (1986-89), Tom Weiss (1983-86), Dan Vlaisavljevich (1981-83), Ken Berry (1978-79, 1980-81), Bob Pazzelli (1974-78), Alex Shibicky (1972-74), David Tomassoni (1971-73), Wah Morse Chow (1949-52)

**23** - Kieran Cebrian (2023-present), Lane Krenzen (2019-23), Matt Marcinev (2013-17), Nick Shore (2010-13), Drew Shore (2009-10), Brandon Vossberg (2006-07), Brock McMorris (2002-06), Matt Weber (1999-02), Paul Cox (1998-00), Charlie Host (1993-97), Carlin Nordstrom (1992-93), Rolf Beutel (1988-90), Tom Moore (1986-87), Kermit Eckleberger (1983-86), Marty Steinley (1979-83), Dirk Scherer (1978-79), Mike Zatine (1975-76), Peter Badowsky (1964-65), Sam Hanson (1950-53)

**24** - Bobby Brink (2019-22), Colin Staub (2015-19), John Ryder (2007-12), Adam Berkhoel (2001-04), Judd Stauss (1997-01), Antti Laaksonen (1994-97), Corey Carlson (1989-92, 1993-94), Tom Xavier (1981-85), Rick Cohen (1978-79), Bruce Jackson (1975-76), Jim Bales (1975-78), David Simonson (1973-75), Peter LoPresti (1972-73), Keith Hall (1969-70, 1971-72), Norman Kasch (1949-50)

**25** - Jack Works (2021-22), Brendan Budy (2018-19), Blake Hillman (2015-18), Matt Tabrum (2011-2015), Justin Jones (2010-11), Cody Brookwell (2006-10), Matt Carle (2004-06), Greg Keith (2000-04), Alex Nazarov (1999-00), Joe Murphy (1995-99), Chris Kenady (1991-95), Jason Schwartz (1990-91), Andy Hilliard (1979-83), Frank Xavier (1978-81)

**26** - Shai Buium (2021-22), Jack Doremus (2017-21), Evan Janssen (2013-17), Shawn Ostrow (2009-2013), Julian Marcuzzi (2006-09), Paul Stastny (2005-06), Nick Larson (2001-05), J.J. Hartmann (1999-00), Derek Robertson (1997-99), Erik Andersson (1993-97), Earl Rock (1992-93), Mike Aikens (1990-91), Brian Knieriem (1988-90), Dean Williamson (1986-87), Walt Aufderheide (1976-78)

# JERSEY NUMBERS

**27** - Kyle Mayhew (2018-23), Sean Mostrom (2016-18), Quentin Shore (2012-16), Dan Olszewski (2010-12), Brandon Vossberg (2007-10), Patrick Mullen (2005-07), Matt Laatsch (2000-05), Jon Newman (1996-00), Jon Yourkin (1994-96), Mike Markovich (1988-91, 1992-93), Bruce Hill (1984-88), Howard Fishman (1982-83)

**28** - Zeev Buium (2023-present), Brett Edwards (2019-23), Adam Plant (2014-18), Josh Rosenholtz (2010-11), Patrick Wiercioch (2008-10), Glenn Fisher (2003-07), David Neale (1998-02), Petri Gunther (1994-97), Ian DeCorby (1990-94), Tom Allen (1984-85)

**29** - Tristan Lemyre (2022-24), Brad Hawkinson (2013-17), Peter Mannino (2004-08), Alex Nazarov (2000-01), Kevin Ripplinger (1995-99), Bryan Schoen (1989-93), Paul Baron (1987-89), Tom Allen (1985-86), Jim Dalrymple (1982-84)

**30** - Paxton Geisel (2023-present), Magnus Chrona (2019-23), Filip Larsson (2018-19), Devin Cooley (2017-18), Greg Oagrd (2013-17), Zack Hope (2011-2013), Eddie Guinn (2007-09), Danny King (2003-07), Adam Berkhoel (2000-01), Stephen Wagner (1996-00), Sinuhe Wallinheimo (1993-94), Dean Reed (1992-93), Jason Van Herik (1991-92), Lucien Carignan (1987-91), Chris Olson (1983-87), Howard Fishman (1982-83), Mark Harris (1981-82), Mark Ruelle (1980-81)

**31** - Jack Caruso (2020-24), Michael Corson (2018-20), Dayton Rasmussen (2017-18), Evan Cowley (2013-17), Juho Olkinuora (2011-2013), Wade Dubielewicz (1999-03), Chris Burns (1992-94)

**32** - Justin Lee (2019-23)

**33** - Corbin Kaczperski (2020-21), Patrick Munson (2016-17), Adam Murray (2009-13), Anders Eisner (1996-00), Sinuhe Wallinheimo (1994-96)

**34** - Carter Mazur (2021-23)

**35** - Matt Davis (2021-present), Lars Paulgaard (2007-10), Ben Henrich (1996-99)

**36** - Tanner Jaillet (2014-18), Julian Marcuzzi (2005-06)

**37** - Hank Crone (2019-21), Nate Dewhurst (2008-12), Scott McConnell (2000-04)

**39** - Alex Weiermair (2023-present), Grant Arnold (2012-16), Brock Trotter (2005-08), Jeff Drummond (2001-05)

**77** - Ryan O'Leary (1989-92)

# NATIONAL & CONFERENCE AWARDS

## ALL-AMERICANS

YEAR	NAME	POS.
1952	Eddie Miller	D
1958	Ed Zemrau	D
1960	Marty Howe	D
	George Konik	D
	Bill Masterton	C
1961	Marty Howe	D
	George Kirkwood	G
	Bill Masterton	C
	Grant Munro	D
	Jerry Walker	W
1963	Bill Staub	W
1965	Wayne Smith	D
1966	Wayne Smith	D
1967	Jim Wiste	W
1968	Keith Magnuson	D
	Jim Wiste	W
1969	Keith Magnuson	D
	George Morrison	W
1970	George Morrison	W
1971	Mike Christie	D
	Vic Venasky	C
1972	Tom Peluso	W
1973	Ron Grahame	G
	Rob Palmer	C
1978	Doug Berry	C
	Ernie Glanville	G
1986	Dallas Gaume	C
	Dwight Mathiasen	W
	Chris Olson	G
	Jim Smith	D
1989	Daryn McBride	W
1990	Dave Shields	C
1999	Paul Comrie	C
2002	Wade Dubielewicz	G
2004	Ryan Caldwell	D
2005	Matt Carle	D
	Gabe Gauthier	F
	Brett Skinner	D
2006	Matt Carle	D
	Paul Stastny	F
2008	Chris Butler	D
2010	Marc Cheverie	G
	Rhett Rakhshani	F
	Patrick Wiercioch	D
2012	Jason Zucker	F
2013	Juho Olkinuora	G
2014	Joey LaLeggia	D
	Sam Brittain	G

2015	Joey LaLeggia	D
	Trevor Moore	F
2016	Will Butcher	D
2017	Will Butcher	D
	Tanner Jaillet	G
	Henrik Borgström	F
2018	Henrik Borgstrom	F
	Troy Terry	F
	Tanner Jaillet	G
2020	Ian Mitchell	D
2022	Bobby Brink	F
2023	Mike Benning	D
	Magnus Chrona	G
	Massimo Rizzo	F
2024	Zeev Buium	D
	Jack Devine	F
	Massimo Rizzo	F

## MCHL, WIHL, WCHA, NCHC 1ST-TEAM

YEAR	NAME	POS.
1952	Don Burgess	D
	Eddie Miller	D
1953	Eddie Miller	D
1958	Ed Zemrau	D
1960	Marty Howe	D
	George Kirkwood	G
	Bill Masterton	C
1961	Marty Howe	D
	George Kirkwood	G
	George Konik	D
	Bill Masterton	C
	Jerry Walker	W
1962	Jack Wilson	D
1963	Bill Staub	W
1964	Bill Staub	W
1965	Wayne Smith	D
1966	Wayne Smith	D
1967	Keith Magnuson	D
	Jim Wiste	W
1968	Keith Magnuson	D
	Jim Wiste	W
1969	Keith Magnuson	D
	George Morrison	W
1970	George Morrison	W
1971	Mike Christie	D
1972	Tom Peluso	W
1973	Bruce Affleck	D
	Ron Grahame	G
	Peter McNab	W
	Rob Palmer	C
1978	Doug Berry	C
	Ernie Glanville	G
1982	Ed Beers	W
1984	Jim Leavins	D
1986	Dallas Gaume	C
1989	Daryn McBride	W
1990	Dave Shields	C
1999	Paul Comrie	F
2002	Wade Dubielewicz	G
2003	Aaron MacKenzie	D
2005	Matt Carle	D
	Brett Skinner	D
2006	Matt Carle	D
	Paul Stastny	F
2010	Marc Cheverie	G
	Rhett Rakhshani	F
	Patrick Wiercioch	D

## HOBEBY BAKER FINALISTS

YEAR	NAME	POS.
1982	Ed Beers	W
1986	Dallas Gaume	C
1990	Dave Shields	C
2002	Wade Dubielewicz	G
2006	Matt Carle	D
2010	Marc Cheverie	G
	Rhett Rakhshani	F
2015	Joey LaLeggia	D
2017	Will Butcher	D
2018	Henrik Borgstrom	F
2022	Bobby Brink	F

## HOBEBY BAKER WINNERS

YEAR	NAME	POS.
2006	Matt Carle	D
2017	Will Butcher	D

## SPENCER PENROSE AWARD WINNERS

YEAR	COACH
1961	Murray Armstrong
1986	Ralph Backstrom
2005	George Gwozdecky
2017	Jim Montgomery

# NATIONAL & CONFERENCE AWARDS

2012	Joey LaLeggia	D
2014	Sam Brittain	G
	Joey LaLeggia	D
2015	Joey LaLeggia	D
	Trevor Moore	F
2016	Danton Heinen	F
	Will Butcher	D
2017	Will Butcher	D
	Tanner Jaillet	G
2018	Henrik Borgstrom	F
	Tanner Jaillet	G
2020	Ian Mitchell	D
2022	Bobby Brink	F
2023	Mike Benning	D
	Magnus Chrona	G
	Massimo Rizzo	F
2024	Zeev Buium	D
	Jack Devine	F

## MCHL, WIHL, WCHA, NCHC 2ND-TEAM

YEAR	NAME	POS.
1952	Bill Abbott	W
1953	Bill Abbott	W
1954	Bill Abbott	D
	Jack Smith	C
1955	Bill Abbott	D
	Jack Smith	C
1956	Ed Zemrau	D
1958	Murray Massier	C
1960	George Konik	D
	John MacMillan,	W
1962	Trent Beatty	W
1963	Dominic Fragomeni	W
	Jack Wilson	D
1964	Buddy Blom	G
	Jim Kenning	D
	Wayne Smith	D
1968	Cliff Koroll	W
	Gerry Powers	G
1969	Tom Miller	C
	Gerry Powers	G
1970	Tom Gilmore	W
1971	Vic Venasky	C
1974	Bruce Affleck	D
1977	Greg Woods	D
1978	Lex Hudson	D
	Perry Schnarr	W
	Greg Woods	D
1981	Ken Berry	W

1986	Tom Allen	G
	Dwight Mathiasen	W
1988	Daryn McBride	W
1990	Eric Murano	W
1995	Sinuhe Wallinheimo	G
1996	Antti Laaksonen	W
2001	Wade Dubielewicz	G
2003	Wade Dubielewicz	G
2004	Ryan Caldwell	D
2005	Gabe Gauthier	F
2008	Chris Butler	D
2009	Marc Cheverie	D
	Patrick Wiercioch	D
2010	Tyler Ruegsegger	F
2011	Matt Donovan	D
	Drew Shore	F
	Jason Zucker	F
2012	Drew Shore	F
	Jason Zucker	F
2013	Juho Olkinuora	G
	Joey LaLeggia	D
2015	Danton Heinen	F
2017	Henrik Borgstrom	F
	Dylan Gambrell	F
2018	Troy Terry	F
	Dylan Gambrell	F
2019	Ian Mitchell	D
2020	Emilio Pettersen	F
2022	Mike Benning	D
	Carter Savoie	F
2023	Carter Mazur	F
2024	Shai Buium	D
	Massimo Rizzo	F

## MCHL, WIHL, WCHA 3RD-TEAM

YEAR	NAME	POS.
1997	Jim Mullin	G
1998	Paul Comrie	F
1999	James Patterson	F
2002	Adam Berkhoel	G
	Connor James	F
	Aaron MacKenzie	D
2003	Kevin Doel	F
2004	Adam Berkhoel	G
	Gabe Gauthier	F
2006	Ryan Dingle	F
2007	Ryan Dingle	F
2008	Tyler Bozak	F
	Peter Mannino	G

2009	Anthony Maiani	F
	Rhett Rakhshani	F
2010	Joe Colborne	F

## NCHC HONORABLE MENTION

YEAR	NAME	POS.
2014	David Makowski	D
2016	Trevor Moore	F
2017	Troy Terry	F
2019	Filip Larsson	G
2022	Magnus Chrona	G
	Cole Guttman	F
2023	Sean Behrens	D
2024	Sean Behrens	D

## WCHA/NCHC ROOKIE TEAM

YEAR	NAME	POS.
1998	Mark Rycroft	W
2001	Ryan Caldwell	D
2004	Matt Carle	D
2005	Paul Stastny	F
2006	Chris Butler	D
2008	Tyler Bozak	F
2009	Joe Colborne	F
	Patrick Wiercioch	D
2010	Matt Donovan	D
2011	Sam Brittain	G
	David Makowski	D
	Jason Zucker	F
2012	Joey LaLeggia	D
	Juho Olkinuora	G
2013	Nolan Zajac	D
2014	Trevor Moore	F
2015	Danton Heinen	F
2016	Dylan Gambrell	F
2018	Ian Mitchell	D
2019	Filip Larsson	G
2020	Magnus Chrona	G
2021	Carter Savoie	F
2022	Sean Behrens	D
	Shai Buium	D
	Carter Mazur	F
	Massimo Rizzo	F
2024	Zeev Buium	D
	Miko Matikka	F

# NATIONAL & CONFERENCE AWARDS

## WCHA/NCHC COACH OF THE YEAR

YEAR	NAME
1961	Murray Armstrong
1968	Murray Armstrong
1978	Marshall Johnston
1986	Ralph Backstrom
1995	George Gwozdecky
2002	George Gwozdecky
2005	George Gwozdecky
2010	George Gwozdecky

## WCHA/NCHC MVP

YEAR	NAME	POS.
1961	Jerry Walker	W
1968	Keith Magnuson	D
1973	Ron Grahame	G
1986	Dallas Gaume	C
2006	Matt Carle	D
2010	Marc Cheverie	G
2015	Joey LaLeggia	D
2017	Will Butcher	D
2018	Henrik Borgstrom	F
2022	Bobby Brink	F

## WCHA/NCHC DEFENSEMAN OF THE YEAR

YEAR	NAME	POS.
2003	Aaron MacKenzie	D
2004	Ryan Caldwell	D
2006	Matt Carle	D
2014	Joel LaLeggia	D
2015	Joey LaLeggia	D
2023	Justin Lee	D
2024	Sean Behrens	D

## WCHA/NCHC FORWARD OF THE YEAR

YEAR	NAME	POS.
2016	Danton Heinen	F
2018	Henrik Borgstrom	F
2022	Bobby Brink	F

## WCHA/NCHC OFFENSIVE DEFENSEMAN OF THE YEAR

YEAR	NAME	POS.
2014	Joel LaLeggia	D
2015	Joey LaLeggia	D
2017	Will Butcher	D
2023	Mike Benning	D
2024	Zeev Buium	D

## NCHC GOALIE OF THE YEAR

YEAR	NAME	POS.
2014	Sam Brittain	G
2017	Tanner Jaillet	G
2018	Tanner Jaillet	G
2023	Magnus Chrona	G

## WCHA/NCHC ROOKIE OF THE YEAR

YEAR	NAME	POS.
1960	George Kirkwood	G
1961	Jack Wilson	D
1967	Keith Magnuson	D
1969	George Morrison	W
1983	Craig Redmond	D
1987	Dave Shields	C
1988	Rick Berens	W
2005	Paul Stastny	F
2011	Jason Zucker	F
2012	Joey LaLeggia	D
2015	Danton Heinen	F
2017	Henrik Borgstrom	F
2022	Carter Mazur	F
2024	Zeev Buium	D

## WCHA/NCHC STUDENT-ATHLETE OF THE YEAR

YEAR	NAME	POS.
1972	Mike Lampman	W
1990	Dave Shields	C
1994	Brian Konowalchuk	W
1997	Petri Gunther	D
2004	Connor James	F
2006	Ted O'Leary	F
2009	J.P. Testwuide	D
2016	Gabe Levin	F

## WCHA FINAL FIVE ALL-TOURNAMENT TEAM

YEAR	NAME	POS.
1989	Jay Moore	C
1995	Jason Elders	F
1999	Paul Veres	F
	Joe Ritson	D
	Stephen Wagner	G
2002	Ryan Caldwell	D
	Wade Dubielewicz	G
	Chris Paradise	F
2005	Gabe Gauthier	F
	Matt Laatsch	D
2008	Chris Butler	D
	Peter Mannino	G
	Tom May	F
2009	Patrick Wiercioch	D
2011	Sam Brittain	G
	Matt Donovan	D
	Anthony Maiani	F
2012	Jason Zucker	F

## NCHC ALL-FROZEN FACEOFF TEAM

YEAR	NAME	POS.
2014	Dan Doremus	F
	Joey LaLeggia	D
	Nolan Zajac	D
	Ty Loney	F
	Sam Brittain	G
2018	Henrik Borgstrom	F
	Logan O'Connor	F
	Ian Mitchell	D
	Tanner Jaillet	G
2024	Zeev Buium	D
	Miko Matikka	F
	McKade Webster	F

## WCHA/NCHC TOURNAMENT MVP

YEAR	NAME	POS.
1999	Stephen Wagner	G
2002	Wade Dubielewicz	G
2014	Dan Doremus	F
2018	Tanner Jaillet	G
2024	McKade Webster	F

# NATIONAL & CONFERENCE AWARDS

## NCAA ALL-TOURNAMENT TEAM

YEAR	NAME	POS.
1958	Rodney Schneck*	G
	Ed Zemrau*	D
	Murray Massier*	F
	Jim Brown*	F
	Blair Livingstone	D
	Barry Sharp	F
	John MacMillan	F
1960	Marty Howe*	D
	George Konik*	D
	George Kirkwood,	G
	John MacMillan	F
1961	Marty Howe*	D
	Grant Munro*	D
	Trent Beatty*	F
	Bill Masterton*	F
	Jerry Walker*	F
	George Kirkwood	G
	George Konik	D
1963	Jim Kenning	D
	Bob Hamill	F
1964	Wayne Smith*	D
	Andy Herrebout*	F
	Bill Staub*	F
	Jim Kenning	D
1966	Wayne Smith*	D
	Lyle Bradley	F
1968	Gerry Powers*	G
	Keith Magnuson*	D
	Bob Trembecky*	F
	Tim Gould	D
	Jim Wiste	F
	Tom Gilmore	F
1969	Gerry Powers	G
	Keith Magnuson	D
	Tom Miller	F
	Bob Trembecky	F
	Tim Gould	D
1972	Bob Krieger	F
1973	Bruce Affleck#	D
	Peter McNab#	F
2004	Adam Berkhoel	G
	Ryan Caldwell	D
	Connor James	F
2005	Peter Mannino	G
	Matt Carle	D
	Brett Skinner	D
	Paul Stastny	F
	Gabe Gauthier	F

2022	Magnus Chrona	G
	Mike Benning	D
	Carter Savoie	F
	Ryan Barrow	F
2024	Matt Davis	G
	Sean Behrens	D
	Zeev Buium	D
	Tristan Broz	F
	Rieger Lorenz	F

\* - Designates First-Team. After 1970, the NCAA stopped naming two teams.  
# - Honors later vacated due to NCAA sanctions

## NCAA TOURNAMENT MOST OUTSTANDING PLAYER

YEAR	NAME	POS.
1958	Murray Massier	F
1961	Bill Masterton	F
1968	Gerry Powers	G
1969	Keith Magnuson	D
2004	Adam Berkhoel	G
2005	Peter Mannino	G
2017	Jarid Lukosevicius	F
2022	Mike Benning	D
2024	Matt Davis	G

# TEAM AWARDS

## BILL MASTERTON MVP

YEAR	NAME
1952	Don Burgess
1971	Vic Venasky
1972	Brian Morenz
1973	Ron Grahame
1974	Mike Busniuk
1975	Bob Young
1976	Ernie Glanville
1977	Perry Schnarr
1978	Doug Berry
1979	Alex Belcourt
1980	Scott Robinson
1981	Ken Berry
1982	Ed Beers
1983	Dallas Gaume
1984	Jim Leavins
1985	Dallas Gaume
1986	Dallas Gaume
1987	John McMillan
1988	Daryn McBride
	Daryl Seltenreich
1989	Daryn McBride
1990	Dave Shields
1991	Jay Moore
1992	Lance Momotani
1993	Bryan Schoen
1994	Ian DeCorby
1995	Sinuhe Wallinheimo
1996	Erik Andersson
1997	Erik Andersson
1998	Anders Bjork
1999	Bjorn Engstrom
2000	Joe Ritson
2001	Wade Dubielewicz
2002	Kevin Doell
	Wade Dubielewicz
2003	Aaron MacKenzie
2004	Adam Berkhoel
2005	Gabe Gauthier
2006	Matt Carle
2007	Glenn Fisher
2008	Peter Mannino
2009	Marc Cheverie
2010	Marc Cheverie
2011	Kyle Ostrow
2012	Drew Shore
2013	Juho Olkinuora
2014	Sam Brittain
2015	Joey LaLeggia
2016	Danton Heinen

2017	Will Butcher
2018	Henrik Borgstrom
2019	Devin Cooley
	Filip Larsson
2020	Ian Mitchell
2021	Cole Guttman
2022	Cole Guttman
2023	Magnus Chrona
2024	Matt Davis

## DALLAS GAUME OFFENSIVE PLAYER AWARD

YEAR	NAME
1950	Ron Jacobsen
1951	Eddie Miller
1952	Bill Abbott
1953	Bill Abbott
1954	Jack Smith
1955	Joe Kilbey
1956	Jack Smith
1957	Bill Nixon
1958	Jim Brown
1959	Jim Brown
1960	Bill Masterton
1961	Jerry Walker
1962	Trent Beatty
1963	Bill Staub
1964	Andy Herrebout
1965	Lou Geddes
1966	Lyle Bradley
1967	Jim Wiste
1969	George Morrison
1970	George Morrison
1971	Vic Venasky
1972	Tom Peluso
1973	Peter McNab
1974	Rick Bragnalo
1975	Chad Campbell
1976	Greg Woods
1977	Doug Berry
1978	Doug Berry
1979	Glenn Anderson
1980	Ed Beers
1981	Ken Berry
1982	Ed Beers
1983	Dallas Gaume
1984	John McMillan
1985	Dallas Gaume
1986	Dallas Gaume
1987	Dave Shields

1988	Daryn McBride
1989	Daryn McBride
1990	Dave Shields
1991	Rick Berens
1992	Lance Momtani
1993	Angelo Ricci
1994	Jason Elders
1995	Angelo Ricci
1996	Antti Laaksonen
1997	Paul Comrie
1998	Paul Comrie
1999	Paul Comrie
2000	Kelly Popadynetz
2001	Chris Paradise
2002	Kevin Doell
2003	Kevin Doell
2004	Gabe Gauthier
2004	Gabe Gauthier
2006	Matt Carle
	Paul Stastny
2007	Brock Trotter
2008	Tyler Bozak
2009	Anthony Maiani
2010	Rhett Rakhshani
2011	Drew Shore
2012	Drew Shore
2013	Nick Shore
2014	Trevor Moore
2015	Danton Heinen
2016	Danton Heinen
2017	Troy Terry
2018	Henrik Borgstrom
2019	Liam Finlay
2020	Emilio Pettersen
2021	Cole Guttman
2022	Bobby Brink
2023	Massimo Rizzo
2024	Massimo Rizzo

## DR. KEN BREDESEN MOST SPORTSMANLIKE PLAYER

YEAR	NAME
1981	Andy Hill
1982	Andy Hill
1983	Marty Steinley
1984	No award
1985	No award
1986	John McMillan
1987	Dave Gourlie
1988	Dave Gourlie

# TEAM AWARDS

1989	Glen Engevik
1990	Dan Brooks
	Bruce Robinson
1991	Bruce Robinson
1992	Brent Cary
1993	Mike Markovich
1994	Petri Gunther
1995	Petri Gunther
1996	Brent Cary
1997	Warren Smith
1998	Derek Robertson
1999	Paul Veres
2000	Bjorn Engstrom
	Bryan Vines
2001	Bryan Vines
2002:	Bryan Vines
2003	J.J. Hartmann
2004	Connor James
2005	Kevin Ulanski
2006	J.D. Corbin
2007	J.D. Corbin
2008	Rhett Rakhshani
2009	Rhett Rakhshani
2010	Matt Glasser
2011	Chris Nutini
2012	Luke Salazar
2013	Chris Knowlton
2014	Gabe Levin
2015	Gabe Levin
2016	Gabe Levin
2017	Colin Staub
2018	Colin Staub
2019	Colin Staub
2020	Griffin Mendel
2021	Jaakko Heikkinen
2022	Carter King
2023	Jared Wright
2024	Jared Wright

1993	Warren Smith
1994	Erik Andersson
1995	Mike Dairon
1996	Paul Comrie
1997	Stephen Wagner
1998	Mark Rycroft
1999	Erik Adams
2000	Aaron MacKenzie
2001	Ryan Caldwell
	Connor James
2002	Kevin Ulanski
2003	Gabe Gauthier
2004	Matt Carle
2005	Paul Stastny
2006	Chris Butler
2007	Tyler Ruegsegger
2008	Tyler Bozak
2009	Joe Colborne
	Patrick Wiercioch
2010	Matt Donovan
2011	Jason Zucker
2012	Joey LaLeggia
2013	Nolan Zajac
2014	Trevor Moore
2015	Danton Heinen
2016	Dylan Gambrell
2017	Henrik Borgström
2018	Ian Mitchell
2019	Emilio Pettersen
2020	Bobby Brink
2021	Carter Savoie
2022	Carter Mazur
2023	Aidan Thompson
2024	Zeev Buium

1996	Dave Klasnick
1997	Joe Murphy
1998	Anders Eisner
	Bryce Wallnutt
1999	James Patterson
2000	Joe Casey
2001	Kevin Doell
2002	Andy Lemelin
2003	Luke Fulghum
	Matt Laatsch
2004	Nick Larson
2005	Glenn Fisher
	Ryan Helgason
2006	Ryan Dingle
2007	J.P. Testwuide
2008	Matt Glasser
2009	John Ryder
2010	Nate Dewhurst
	Chris Nutini
2011	Jarrod Mermis
2012	Chris Knowlton
2013	Zac Larraza
2014	Gabe Levin
2015	Larkin Jacobson
2016	Tariq Hammond
2017	Evan Ritt
2018	Rudy Junda
2019	Devin Cooley
2020	Kyle Mayhew
2021	Reid Irwin
2022	Carter King
2023	Tristan Lemyre
2024	Rieger Lorenz

## MURRAY ARMSTRONG MOST IMPROVED PLAYER

YEAR	NAME
1986	Eric Johnson
1987	Rod Summers
1988	Bruce Robinson
1989	Dan Brooks
	Lucien Carignan
1990	Greg Stocklan
1991	Kevin Sobb
1992	Chris Kenady
	Craig McMillan
1993	Sean Ortiz
1994	Dave Klasnick
1995	Garrett Buzan

## DR. RALPH VERPLOEG MOST INSPIRATIONAL PLAYER

YEAR	NAME
1986	Kermit Ecklebarger
1987	Jeff Lamb
1988	Bruce Hill
1989	Lucien Carignan
1990	Darren Biggs
1991	Darren Biggs
1992	Darren Biggs
1993	Chris Kenady
	Mark Luger
1994	Mark Luger
1995	Chris Kenady
1996	Kelly Hollingshead
1997	Mike Corbett

## BARRY SHARP FRESHMAN OF THE YEAR

YEAR	NAME
1986	Derek Mayer
1987	Dave Shields
1988	Rick Berens
1989	Mike Markovich
1990	Corey Carlson
1991	Brian Konowalchuk
1992	Brent Cary
	Jason Elders

# TEAM AWARDS

1998	Joe Murphy	2002	David Neale	2010	Brandon Vossberg
1999	Joe Murphy	2003	Ted O'Leary	2011	Anthony Maiani
2000	Joe Casey	2004	Ted O'Leary	2012	Adam Murray
2001	Neil Phippen	2005	Ted O'Leary	2013	Adam Murray
2002	Bryan Vines	2006	J.D. Corbin	2014	Wade Bennett
2003	Aaron MacKenzie		Danny King	2015	Team
2004	Ryan Caldwell	2007	Tyler Ruegsegger	2016	Brad Hawkinson, Evan Ritt
2005	Nick Larson		Danny King	2017	Brad Hawkinson
2006	Gabe Gauthier	2008	Tyler Ruegsegger	2018	Rudy Junda
2007	Adrian Veideman	2009	Matt Glasser	2019	Jack Doremus
2008	Andrew Thomas	2010	Matt Glasser	2020	Jack Doremus
	J.P. Testwuide		Tyler Ruegsegger	2021	Jack Doremus
2009	J.P. Testwuide	2011	Chris Nutini	2022	Jack Caruso
2010	Rhett Rakhshani		Shawn Ostrow	2023	Jack Caruso
2011	Jesse Martin	2012	Larkin Jacobson	2024	Peter LaJoy
2012	Sam Brittain	2013	Larkin Jacobson		
2013	Shawn Ostrow	2014	Larkin Jacobson		
2014	Grant Arnold	2015	Larkin Jacobson		
2015	Daniel Doremus	2016	Gabe Levin		
	Grant Arnold	2017	Greg Ogard		
2016	Grant Arnold	2018	Erich Fear		
2017	Emil Romig	2019	Erich Fear		
	Evan Ritt	2020	Erich Fear		
2018	Tariq Hammond	2021	Lane Krenzen		
2019	Colin Staub	2022	Lane Krenzen		
2020	Ian Mitchell	2023	Carter King		
2021	Kohen Olischefski	2024	Kent Anderson		
2022	Cole Guttman				
2023	Justin Lee				
2024	McKade Webster				

## KEITH MAGNUSON BEST DEFENSIVE PLAYER AWARD

YEAR	NAME
1992	Brett Petersen
1993	Paul Koch
	Brian Konowalchuk
	Bryan Schoen
1994	John McLean
1995	Paul Koch
1996	Kelly Hollingshead
1997	Ryan Hacker
1998	Judd Stauss
1999	Ryan Hacker
2000	Judd Stauss
2001	Judd Stauss
2002	Aaron MacKenzie
2003	Aaron MacKenzie
2004	Ryan Caldwell
2005	Matt Carle
2006	Matt Carle
2007	Chris Butler
2008	Chris Butler
2009	J.P. Testwuide
2010	Marc Cheverie
2011	Sam Brittain
2012	Juho Olkinuora
2013	Juho Olkinuora
2014	Sam Brittain
	David Makowski
2015	Josiah Didier
2016	Will Butcher
	Nolan Zajac
2017	Adam Plant

## BOB MARTIN COMMUNITY SERVICE AWARD

YEAR	NAME
1991	Jay Lindsay
1993	Brian Konowalchuk
1994	Brent Cary
1995	Team
1996	Brent Cary
1997	Bryce Wallnutt
1998	Bryce Wallnutt
1999	Bryce Wallnutt
2000	Bryce Wallnutt
2001	Bryce Wallnutt
2002	David Neale
2003	Jason Grahame
2004	Greg Keith
2005	Matt Laatsch
2006	Gabe Gauthier
2007	Brandon Vossberg, J.D. Corbin
2008	Brandon Vossberg
2009	Brandon Vossberg

## DR. ART MASON TOP SCHOLAR-ATHLETE

YEAR	NAME
1986	Jeff Lamb
1987	John McMillan
1988	Marc Rousseau
1989	Chris Gillies
1990	Marc Rousseau
1991	Bruce Robinson
1992	Darren Biggs
1993	Brian Konowalchuk
1994	Brian Konowalchuk
1995	Petri Gunther
1996	Petri Gunther
1997	Petri Gunther
1998	Anders Bjork
1999	Bjorn Engstrom
2000	Bjorn Engstrom
2001	Bjorn Engstrom

# TEAM AWARDS

	Tanner Jaillet
2018	Adam Plant
2019	Michael Davies
2020	Griffin Mendel
	Michael Davies
2021	Griffin Mendel
2022	Justin Lee
2023	Justin Lee
2024	Sean Behrens

## DAN RITCHIE SPIRIT AWARD

<b>YEAR</b>	<b>NAME</b>
2015	Jim Wiste
2016	Gerry Powers
2017	Don Cameron
2018	Emory and Nancy Sampson
2023	Daniel Ritchie
2024	Ron Grahame

# NHL DRAFT HISTORY

YEAR	NAME	TEAM	ROUND (OVR)	YEAR	NAME	TEAM	ROUND (OVR)
1966	Brian Morenz	CHI	4 (21)	1989	Mike Markovich	PIT	6 (121)
1969	Lynn Powis	MON	6 (68)	1989	Brad Podiak	WPG	11 (214)
1970	Ed Hays	DET	7 (95)	1991	Chris Kenady	STL	8 (175)
1970	Mike Lampman	STL	10 (111)	1992	Paul Koch	QUE	9 (200)
1970	Jack Taggart	STL	7 (85)	1992	Chris Burns	SJS	9 (195)
1971	Vic Venasky	LA	3 (34)	1992	Paul Comrie	TBL	9 (224)
1971	Mike Busniuk	MON	5 (67)	1996	Stephen Wagner	STL	6 (159)
1971	Joe Noris	PIT	3 (32)	1997	Antti Laaksonen	BOS	8 (191)
1972	Peter McNab	BUF	6 (85)	1997	Erik Andersson	CGY	3 (70)
1972	Tom Peluso	CHI	4 (61)	1999	Greg Barber	BOS	7 (202)
1972	Rob Palmer	CHI	6 (93)	1999	Jesse Cook	CGY	5 (153)
1972	Bob Krieger	DET	3 (42)	2000	Adam Berkhoel	CHI	8 (240)
1973	Bob Young	BUF	7 (108)	2000	Ryan Caldwell	NYI	7 (202)
1973	Mitch Brandt	DET	10 (155)	2000	Matt Pettinger*	WSH	2 (43)
1974	Bruce Affleck	CAL	2 (21)	2002	Glenn Fisher	EDM	5 (148)
1974	Lindsay Thomson	LAK	12 (197)	2002	Connor James	LAK	9 (279)
1974	Pete LoPresti	MIN	3 (42)	2002	Brett Skinner	VAN	3 (68)
1975	Lex Hudson	PIT	12 (196)	2003	Matt Carle	SJS	2 (47)
1976	Cal Sandbeck	CAL	6 (79)	2004	J.D. Corbin	COL	8 (249)
1976	Jim Bales	STL	13 (132)	2004	Geoff Paukovich	EDM	2 (57)
1977	Doug Berry	COL	3 (38)	2004	Brian Gifford	PIT	3 (85)
1977	Perry Schnarr	WSH	5 (63)	2005	Chris Butler	BUF	4 (96)
1978	Paul Messier	COL	3 (41)	2005	Paul Stastny	COL	2 (44)
1978	Paul Hogan	WSH	12 (187)	2005	Matt Glasser	EDM	7 (220)
1978	Vince Magnan	WSH	6 (88)	2005	T.J. Fast	LAK	2 (60)
1979	Glenn Johnson	ATL	6 (117)	2005	Andrew Thomas	WSH	4 (109)
1979	Glenn Anderson	EDM	4 (69)	2006	Jesse Martin	ATL	7 (195)
1980	Bill Stewart	MIN	7 (142)	2006	Marc Cheverie	FLA	7 (193)
1980	Scott Robinson	MTL	10 (208)	2006	Rhett Rakhshani	NYI	4 (100)
1980	Ken Berry	VAN	6 (112)	2006	Tyler Ruesgsegger	TOR	6 (166)
1982	Grant Dion	EDM	10 (209)	2006	Keith Seabrook	WSH	2 (52)
1982	Kevin Dineen	HTF	3 (56)	2007	John Lee	FLA	5 (131)
1982	Tom Allen	PHI	10 (203)	2008	Joe Colborne	BOS	1 (16)
1982	Tom Martin	WPG	4 (74)	2008	Matt Donovan	NYI	4 (96)
1983	Jeff Perpich	MTL	11 (218)	2008	Patrick Wiercioch	OTT	2 (42)
1984	Craig Redmond**	LAK	1 (6)	2008	David Carle	TBL	7 (203)
1984	Dave Hanson	PHI	4 (79)	2009	Paul Phillips	CHI	7 (195)
1985	Bruce Hill	HTF	12 (236)	2009	Drew Shore	FLA	2 (44)
1985	Ed Cristofoli	MTL	7 (142)	2009	William Wrenn	SJS	2 (43)
1985	Dan Brooks	STL	5 (100)	2010	Sam Brittain	CGY	4 (92)
1986	Derek Mayer	DET	3 (43)	2010	Jason Zucker	MIN	2 (59)
1986	Scott Mathias	MIN	8 (159)	2010	Beau Bennett	PIT	1 (20)
1986	Eric Murano	VAN	5 (91)	2011	Nick Shore	LAK	4 (82)
1987	Marc Rosseau	HTF	5 (102)	2011	Josiah Didier	MTL	4 (97)
1987	Daryn McBride	PIT	10 (194)	2011	Scott Mayfield	NYI	2 (34)
1987	Don McLennan	WPG	4 (79)	2011	Zac Larraza	PHX	7 (196)
1988	Brett Petersen	CGY	9 (189)	2012	Joey LaLeggia	EDM	5 (123)
1988	Ken MacArthur	MIN	8 (148)	2013	Will Butcher	COL	5 (123)
1989	Ryan O'Leary	CGY	4 (84)	2013	Evan Cowley	FLA	4 (92)
1989	Bryan Shoen	MIN	5 (91)	2013	Quentin Shore	OTT	6 (168)

# NHL DRAFT HISTORY

YEAR	NAME	TEAM	ROUND (OVR)
2014	Danton Heinen	BOS	4 (116)
2015	Troy Terry	ANA	5 (148)
2016	Henrik Borgström	FLA	1 (23)
2016	Dylan Gambrell	SJS	2 (60)
2016	Blake Hillman	CHI	6 (173)
2017	Ian Mitchell	CHI	2 (57)
2017	Filip Larsson	DET	6 (167)
2017	Cole Guttman	TBL	6 (170)
2018	Slava Demin	VGK	4 (99)
2018	Emilio Pettersen	CGY	6 (167)
2018	Magnus Chrona	TBL	5 (152)
2018	Brett Stapley	MTL	7 (190)
2019	Bobby Brink	PHI	2 (34)
2019	Antti Tuomisto	DET	2 (35)
2019	McKade Webster	TBL	7 (213)
2019	Massimo Rizzo	CAR	7 (216)
2020	Mike Benning	FLA	4 (95)
2020	Carter Savoie	EDM	4 (100)
2021	Shai Buium	DET	2 (36)
2021	Tristan Broz	PIT	2 (58)
2021	Sean Behrens	COL	2 (61)
2021	Samu Salminen	NJD	3 (68)
2021	Carter Mazur	DET	3 (70)
2022	Rieger Lorenz	MIN	2 (56)
2022	Miko Matikka	ARI	3 (67)
2022	Aidan Thompson	CHI	3 (90)
2022	Garrett Brown	WPG	4 (99)
2022	Jared Wright	LAK	6 (169)
2022	Jack Devine	FLA	7 (221)
2023	Eric Pohlkamp	SJS	5 (132)
2023	Sam Harris	MTL	5 (133)
2024	Zeev Buium	MIN	1 (12)
2024	Jake Fisher	COL	4 (121)
2024	Hagen Burrows	TBL	4 (128)
2024	Tory Pitner	COL	6 (185)
2024	James Reeder	LAK	7 (198)

## NHL SUPPLEMENTAL DRAFT

YEAR	NAME	TEAM	ROUND (OVR)
1986	Chris Olson	BOS	1 (1)
	Glen Engevik	NJ	1 (13)
	Jeff Lamb	PIT	1 (17)
	Dave Gourlie	VAN	1 (22)
1989	Rick Berens	QUE	1 (6)
	Brian Konowalchuk	SJS	1 (3)

## WHA ENTRY DRAFT

YEAR	NAME	TEAM	ROUND (OVR)
1973	Bob Young	MIN	8 (97)
	Mitch Brandt	CIN	9 (102)
1974	Bruce Affleck	CLE	1 (13)
	Pete LoPresti	HOU	3 (45)
	Jim Milller	VAN	11 (181)
1975	Chad Campbell	HOU	10 (138)
1976	Cal Sandbeck	CGY	10 (113)
	Bob Pazzelli	HOU	10 (116)
1977	Doug Berry	CGY	2 (17)
	Perry Schnarr	CGY	5 (41)

# PIONEERS IN THE NHL

## ANAHEIM DUCKS

**Troy Terry (2017-present)**

Danton Heinen (2020-2021)

## ARIZONA COYOTES/WINNIPEG JETS

Tom Martin (1984-1987)

Ryan Caldwell (2007-2008)

Dakota Mermis (2017-2019)

Jason Zucker (2023-2024)

## BOSTON BRUINS

Peter McNab (1976-1984)

Ron Grahame (1977-1978)

Antti Laaksonen (1998-2000)

**Danton Heinen (2016-2020, 2023-present)**

**Ian Mitchell (2023-present)**

## BUFFALO SABRES

Peter McNab (1973-1976)

Chris Butler (2008-2011)

Will Butcher (2021-2022)

## CALIFORNIA GOLDEN SEALS/CLEVELAND BARONS

Craig Patrick (1971-1975)

Marshall Johnston (1971-1974)

Lyle Bradley (1973-1974, 1976-1977)

Mike Christie (1974-1978)

## CALGARY FLAMES

Ed Beers (1981-1986)

Erik Andersson (1997-1998)

Chris Butler (2012-2014)

Drew Shore (2014-2016)

Nick Shore (2018)

Joe Colborne (2013-2016)

## CAROLINA HURRICANES/HARTFORD WHALERS

Kevin Dineen (1984-1992, 1995-1999)

Tom Martin (1987-1990)

Dallas Gaume (1988-1989)

Drew Shore (2021)

Paul Stastny (2022-23)

## CHICAGO BLACKHAWKS

Wayne Smith (1966-1967)

Jim Wiste (1968-1971)

Keith Magnuson (1969-1980)

Cliff Koroll (1969-1980)

Rob Palmer (1973-1976)

Lynn Powis (1973-1974)

Rich Preston (1979-1984, 1986-1987)

Blake Hillman (2017-2018)

Ian Mitchell (2020-2023)

Henrik Borgstrom (2021-2022)

**Cole Guttman (2023-present)**

## COLORADO AVALANCHE/QUEBEC NORDIQUES

Ron Grahame (1980-1981)

Antti Laaksonen (2005-2007)

Mark Rycroft (2006-2007)

Paul Stastny (2006-2014)

Aaron MacKenzie (2008-2009)

Patrick Wiercioch (2016-2017)

Joe Colborne (2016-2017)

**Logan O'Connor (2018-present)**

## COLUMBUS BLUE JACKETS

Kevin Dineen (2000-2003)

Wade Dubielewicz (2008-2009)

## DALLAS STARS/MINNESOTA NORTH STARS

Bill Masterton (1967-1968)

Marshall Johnston (1967-1971)

Pete LoPresti (1974-1979)

Tom Martin (1988-1989)

Gavin Morgan (2003-2004)

## DETROIT RED WINGS

John MacMillan (1963-1965)

Tom Miller (1970-1971)

Jim Shires (1970-1971)

Jim Leavins (1985-1986)

## EDMONTON OILERS

Pete LoPresti (1980-1981)

Glenn Anderson (1980-1991, 1995-1996)

Ken Berry (1981-1982, 1983-1984)

Craig Redmond (1988-1989)

Paul Comrie (1999-2000)

## FLORIDA PANTHERS

Drew Shore (2012-2014)

Henrik Borgstrom (2017-2020)

## LOS ANGELES KINGS

Vic Venasky (1972-1979)  
Ron Grahame (1978-1981)  
Craig Redmond (1984-1988)  
Connor James (2005-2006)  
Gabe Gauthier (2006-2008)  
Nick Shore (2014-2018)

**Trevor Moore (2020-present)**

## MINNESOTA WILD

Antti Laaksonen (2000-2004)  
Wade Dubielewicz (2009-2010)  
Jason Zucker (2012-2020)

**Dakota Mermis (2020-2024)**

## MONTREAL CANADIENS

Ed Cristofoli (1989-1990)  
Brock Trotter (2009-2010)

## NASHVILLE PREDATORS

Matt Carle (2016-2017)  
Matt Donovan (2018-19)

**Jason Zucker (2024-present)**

## N.J. DEVILS/COLORADO ROCKIES/KANSAS CITY SCOUTS

Lynn Powis (1974-1975)  
Craig Patrick (1975-1976)  
Mike Christie (1977-1981)  
Paul Messier (1978-1979)  
Doug Berry (1979-1981)  
Peter McNab (1985-1987)  
Rich Preston (1984-1986)  
Beau Bennett (2016-2017)  
Will Butcher (2017-2021)  
Dakota Mermis (2019-20)

## NEW YORK ISLANDERS

Tom Miller (1972-1975)  
Wade Dubielewicz (2003-2004, 2005-2008)  
Ryan Caldwell (2005-2006)  
Peter Mannino (2008-2009)  
Brett Skinner (2008-2009)  
Rhett Rakhshani (2010-2012)  
Matt Donovan (2011-2012, 2013-2015)

**Scott Mayfield (2013-present)**

## NEW YORK RANGERS

Jim Leavins (1986-1987)  
Glenn Anderson (1993-1994)  
Chris Kenady (1999-2000)

## OTTAWA SENATORS

Derek Mayer (1993-1994)  
Kevin Dineen (1999-2000)  
Nick Shore (2018)  
Patrick Wiercioch (2010-2016)  
Dylan Gambrell (2021-2023)

## PHILADELPHIA FLYERS

Mike Busniuk (1979-1981)  
Kevin Dineen (1991-1996)  
Matt Carle (2008-2012)

**Bobby Brink (2022-present)**

## PITTSBURGH PENGUINS

George Konik (1967-1968)  
Lex Hudson (1978-1979)  
Dwight Mathiasen (1985-1988)  
Jim Shires (1972-1973)  
Connor James (2007-2009)  
Beau Bennett (2012-2016)  
Jason Zucker (2020-2023)  
Danton Heinen (2021-2023)

## SAN JOSE SHARKS

Matt Carle (2005-2008)  
Dylan Gambrell (2018-2021)  
**Magnus Chrona (2023-present)**  
**Devin Cooley (2024)**

## ST. LOUIS BLUES

George Morrison (1970-1972)  
Jim Shires (1971-1972)  
Mike Lampman (1972-1974)  
Bruce Affleck (1974-1979)  
Craig Patrick (1974-1975)  
Ed Beers (1985-1986)  
Glenn Anderson (1994-1996)  
Chris Kenady (1997-1998)  
Mark Rycroft (2001-2006)  
Chris Butler (2014-2019)  
Paul Stastny (2013-2018)  
Beau Bennett (2017-18)  
Tyler Bozak (2018-2022)

## TAMPA BAY LIGHTNING

Matt Pettinger (2008-2009)  
Matt Carle (2008, 2012-2016)

# PIONEERS IN THE NHL

## TORONTO MAPLE LEAFS

John MacMillan (1960-1964)

Glenn Anderson (1991-1994)

Tyler Bozak (2009-2018)

Joe Colborne (2010-2013)

Trevor Moore (2018-2019)

Nick Shore (2018-2020)

**Dylan Gambrell (2023-present)**

## VANCOUVER CANUCKS

Jim Wiste (1970-1971)

Mike Lampman (1973-1974)

Bruce Affleck (1979-1980)

Peter McNab (1983-1985)

Ken Berry (1987-1989)

Matt Pettinger (2007-2008, 2009-2010)

Drew Shore (2016-2017)

## VEGAS GOLDEN KNIGHTS

Paul Stastny (2018-2020)

## WASHINGTON CAPITALS

Rick Bagnalo (1975-1979)

Mike Lampman (1975-1977)

Craig Patrick (1976-1979)

Matt Pettinger (2000-2008)

Henrik Borgstrom (2022-2023)

## WINNIPEG JETS/ATLANTA THRASHERS

Adam Berkhoel (2005-2006)

Kevin Doell (2007-2008)

Peter Mannino (2010-2012)

Nick Shore (2019-2020)

Paul Stastny (2018, 2020-2022)

## STANLEY CUP CHAMPION PIONEERS

### Glenn Anderson (1978-1979)

*Edmonton Oilers - 1984, 1985, 1987, 1988, 1990*

*New York Rangers - 1994*

### Beau Bennett\* (2010-2012)

*Pittsburgh Penguins - 2016*

### Tyler Bozak (2007-2009)

*St. Louis Blues - 2019*

### Chris Butler\* (2014-2019)

*St. Louis Blues - 2019*

### John MacMillan^ (1956-1960)

*Toronto Maple Leafs - 1962, 1963*

### Logan O'Connor^ (2015-2018)

*Colorado Avalanche - 2022*

### Craig Patrick^ (1966-1970)

*Pittsburgh Penguins - 1991, 1992 (general manager)*

### Derek Lalonde, assistant coach (2006-2011)

*Tampa Bay Lightning - 2020, 2021 (assistant coach)*

**^ Denotes also won an NCAA Championship at Denver**

**\* Was with team but name is not on the Cup**

# SINGLE-SEASON TEAM RECORDS

<b>GOALS</b>		<b>SAVES PER GAME</b>		24 (18-24-0)	1989-90
242	1960-61	35.17 (18 games)	1949-50	23 (16-23-0)	1975-76
236	1985-86	34.36 (39 games)	1983-84	23 (12-23-1)	1974-75
235	1977-78	34.27 (37 games)	1982-83		
233	1981-82	33.95 (39 games)	1972-73	<b>MOST TIES</b>	
208	1972-73	31.46 (39 games)	1984-85	8 (23-10-8)	2017-18
<b>GOALS PER GAME</b>		<b>GOALS-AGAINST AVERAGE</b>		6 (21-14-6)	2002-03
7.56 (32 games)	1960-61	1.82 (80 ga, 2,669 min)	2016-17	6 (20-16-6)	2013-14
6.93 (28 games)	1958-59	1.84 (59 ga, 1,924 min)	1960-61	6 (25-10-6)	2015-16
6.35 (26 games)	1953-54	1.91 (65 ga, 2,024 min)	1967-68	5 (23-12-5)	2008-09
6.00 (34 games)	1959-60	1.98 (88 ga, 2,520 min)	2018-19	5 (25-12-5)	2010-11
5.92 (24 games)	1952-53	2.06 (86 ga, 2,500 min)	2017-18	5 (27-12-5)	2003-04
<b>POWER-PLAY GOALS (since 1977-78)</b>		2.09 (86 ga, 2,472 min)	2001-02	4 (25-14-4)	2011-12
57	2004-05	2.09 (86 ga, 2,472 min)	2001-02	4 (27-10-4)	2009-10
57	1989-90	2.14 (86 ga, 2410 min)	2022-23	4 (21-15-4)	2006-07
55	2005-06	2.22 (71 ga, 1,920 min)	1968-69	4 (19-15-4)	2000-01
55	1977-78	2.25 (87 ga, 2,170 min)	2019-20	4 (24-13-4)	1996-97
52	2002-03	2.27 (93 ga, 2,483 min)	2021-22	4 (20-7-4)	1963-64
		2.29 (94 ga, 2,465 min)	2007-08		
<b>SHORT-HANDED GOALS (Since 1979-80)</b>		<b>MOST WINS</b>		<b>LONGEST WIN STREAK IN A SEASON</b>	
13	1977-78	34 (34-13-1)	1985-86	22 games	1967-68
13	1985-86	33 (33-7-4)	2016-17	17 games	1960-61
12	1986-87	33 (33-6-1)	1977-78	14 games	1959-60
10	2007-08	<b>32 (32-9-3)</b>	<b>2023-24</b>	13 games	2016-17
10	2003-04	32 (32-8-1)	2001-02	13 games	1977-78
10	2002-03	32 (32-9-2)	2004-05	<b>LONGEST WINNING STREAK OVERALL</b>	
10	1987-88	31 (31-9-1)	2021-22	22 games	1967-68
10	1980-81	30 (30-10-0)	2022-23	19 games	1960-62
		30 (30-1-1)	1960-61	19 games	1959-61
<b>PENALTIES</b>		<b>MOST SHUTOUTS</b>		17 games	1960-61
394 (394-927)	1994-95	8 (24 wins)	2018-19	14 games	1959-60
387 (387-868)	1987-88	7 (31 wins)	2021-22	<b>LONGEST UNBEATEN STREAK IN A SEASON</b>	
375 (35-788)	1981-82	7 (28 wins)	1967-68	26 games (25-0-1)	1960-61
372 (372-867)	1992-93	7 (27 wins)	2003-04	22 games (22-0-0)	1966-67
357 (357-779)	1986-87	6 (23 wins)	2017-18	19 games (17-0-2)	1959-60
<b>PENALTY MINUTES</b>		6 (27 wins)	2009-10	15 games (12-0-3)	2016-17
927 (394-927)	1994-95	6 (26 wins)	2007-08	13 games (12-0-1)	1963-64
868 (387-868)	1987-88	6 (21 wins)	2006-07	13 games (13-0-0)	1977-78
867 (372-867)	1992-93	6 (21 wins)	2002-03	<b>LONGEST UNBEATEN STREAK OVERALL</b>	
813 (348-813)	1996-97	<b>5 (32 wins)</b>	<b>2023-24</b>	28 games (27-0-1)	1960-62
791 (348-791)	1998-99	5 (30 wins)	2022-23	25 games (23-0-2)	1959-61
		5 (32 wins)	2004-05	22 games (22-0-0)	1966-68
		5 (20 wins)	2013-14	15 games (12-0-3)	2016-17
		5 (26 wins)	1968-69	14 games (12-0-2)	1954-56
<b>SAVES</b>		<b>MOST LOSSES</b>		13 games (12-0-1)	1963-64
1340 (203 ga)	1983-84	30 (6-30-2)	1990-91	13 games (13-0-0)	1977-78
1329 (196 ga)	1981-82	25 (14-25-0)	1983-84		
1324 (156 ga)	1985-86	25 (11-25-2)	1997-98		
1324 (115 ga)	1972-73				
1268 (205 ga)	1982-83				

## 100-POINT CLUB

RANK	PLAYER	GAMES	G-A=PTS.
1.	Dallas Gaume (1982-86)	145	78-188=266
2.	Dwight Mathiasen (1983-86)	123	90-108=198
3.	John MacMillan (1983-87)	152	69-127=196
	Bill Masterton (1958-61)	89	66-130=196
5.	Rick Berens (1987-91)	159	94-86=180
	Doug Berry (1975-78)	119	65-115=180
7.	Dave Shields (1986-90)	146	71-108=179
8.	Ed Hays (1969-73)	140	74-103=177
9.	Greg Woods (1975-79)	161	51-125=176
10.	Peter McNab (1970-73)	105	78-92=170
11.	Ed Beers (1978-82)	136	93-76=169
12.	Paul Comrie (1995-99)	151	69-92=161
	Angelo Ricci (1991-95)	144	64-97=161
14.	Ian Ramsay (1981-85)	133	48-111=159
15.	Mark Davidson (1976-80)	122	58-100=158
16.	Gabe Gauthier (2002-06)	164	67-88=155
17.	Jason Elders (1991-95)	152	79-75=154
18.	Rhett Rakhshani (2006-10)	156	60-91=151
	Bill Abbott (1951-55)	106	74-77=151
20.	Connor James (2000-04)	160	57-93=150
	Jay Moore (1987-91)	145	56-94=150
22.	Lindsay Thomson (1973-77)	153	56-93=149
23.	Antti Laaksonen (1993-97)	153	75-72=147
	Jim Leavins (1980-84)	153	45-102=147
25.	Andy Hill (1978-82)	149	51-93=144
26.	Alex Belcourt (1975-79)	128	57-86=143
27.	Erik Andersson (1993-97)	158	51-91=142
28.	Daryn McBride (1986-89)	119	68-73=141
29.	Jim Wiste (1965-68)	96	61-78=139
30.	Rob Palmer (1970-73)	109	51-87=138
31.	Kevin Doell (1999-03)	158	62-74=136
	Chad Campbell (1973-77)	143	57-79=136
	Don Fraser (1979-82)	97	42-94=136
34.	Jerry Walker (1959-61)	66	87-48=135
35.	Dave Berry (1980-84)	155	54-80=134
	Tom Miller (1966-69)	94	57-77=134
37.	Bill Stewart (1979-83)	126	59-73=132
	Dylan Gambrell (2015-18)	120	43-89=132
	Joey LaLeggia (2011-15)	156	49-83=132
40.	Eric Murano (1986-90)	152	59-71=130
41.	Jeff Lamb (1983-87)	139	47-82=129
42.	Dave Anderson (1981-85)	150	56-71=127
	John MacMillan (1957-60)	99	65-62=127
<b>44.</b>	<b>Massimo Rizzo (2021-24)</b>	<b>107</b>	<b>39-87=126</b>
	Anthony Maiani (2007-11)	158	34-92=126
	Ed Cristofoli (1985-89)	167	56-70=126
	Rick Bragnalo (1970-74)	137	60-66=126
48.	Bill Staub (1961-64)	93	62-63=125
49.	Perry Schnarr (1976-78)	76	72-52=124
50.	Tyler Ruegsegger (2006-10)	147	56-67=123
	Jim Smith (1982-86)	156	32-91=123
52.	Matt Carle (2003-06)	112	29-93=122
	Darrell Morrow (1978-82)	130	57-65=122
54.	Cole Guttman (2018-22)	140	55-66=121
55.	Trevor Moore (2013-16)	121	47-73=120
	Tom Peluso (1970-72)	71	55-65=120
	Brian Morenz (1969-72)	106	42-78=120
	Conrad Collie (1957-60)	99	60-60=120
59.	Drew Shore (2009-12)	123	50-68=118
	Bob Pazzelli (1974-78)	147	36-82=118
61.	Ken MacArthur (1987-93)	156	36-81=117
62.	George Konik (1958-61)	89	46-70=116
	Jim Brown (1957-59)	63	53-63=116
	Jack Smith (1953-56)	80	50-66=116
65.	George Morrison (1968-70)	64	70-45=115
	Troy Terry (2015-18)	115	45-70=115
67.	Mark Falcone (1974-78)	124	41-73=114
	Dave Robinson (1973-76)	146	54-60=114
	Craig Patrick (1966-69)	86	57-57=114
70.	Kevin Ulanski (2001-05)	151	33-79=112
	Bob Trembecky (1966-69)	81	48-63=111
72.	Anders Bjork (1994-98)	146	44-65=109
	Paul Josephson (1958-61)	92	46-63=109
	Marc Rousseau (1986-90)	162	25-84=109
	Bjorn Engstrom (1997-01)	158	47-62=109
	Kelly Popadynetz (1997-01)	156	42-67=109
77.	Cliff Koroll (1965-68)	91	57-51=108
	Rich Preston (1970-74)	127	46-62=108
	Mike Busniuk (1970-74)	145	40-68=108
	Ken Williamson (1959-62)	90	38-70=108
	Brian Konowalchuk (1990-94)	142	37-71=108
<b>82.</b>	<b>Jack Devine (2021-present)</b>	<b>118</b>	<b>44-62=106</b>
	Chris Paradise (1998-02)	150	48-58=106
84.	Jarid Lukosevicius (2015-19)	158	62-43=105
	Kyle Ostrow (2007-11)	158	55-50=105
	Luke Fulghum (2001-05)	161	53-52=105
	Lou Geddes (1964-67)	90	54-51=105
88.	Bob Krieger (1970-74)	124	46-58=104
	Joe Kilbey (1953-56)	70	63-41=104
	Willis O'Leary (1950-53)	62	38-66=104
91.	Mark Rycroft (1997-00)	117	51-52=103
	Will Butcher (2013-17)	158	28-75=103
93.	Lance Momotani (1988-92)	147	37-65=102
	John Liprando (1979-83)	140	43-59=102
	Jim Miller (1972-76)	136	48-54=102
	Vic Venasky (1970-72)	57	40-62=102
	Mike Lampman (1969-72)	100	65-37=102
98.	Bruce Hill (1984-88)	137	40-61=101
	Dominic Fragomeni (1961-64)	92	42-59=101
100.	Jeff Drummond (2001-05)	153	45-55=100
	Warren Smith (1992-97)	152	42-58=100
	Chris Kenady (1991-95)	150	51-49=100
	Gary Nedelak (1977-81)	147	22-78=100

# INDIVIDUAL CAREER RECORDS

## GOALS

1. Rick Berens (1987-91)	94
2. Ed Beers (1978-82)	93
3. Dwight Mathiasen (1983-86)	90
4. Jerry Walker (1959-61)	87
5. Jason Elders (1991-95)	79
6. Dallas Gaume (1982-86)	78
Peter McNab (1970-73)	78
8. Antti Laaksonen (1993-97)	75
9. Ed Hays (1969-73)	74
10. Bill Abbott (1951-55)	74
11. Perry Schnarr (1976-78)	72
12. Dave Shields (1986-90)	71
13. George Morrison (1968-70)	70
14. Paul Comrie (1995-99)	69
John McMillan (1983-87)	69
16. Daryn McBride (1986-89)	68
17. Gabe Gauthier (2002-06)	67
18. Bill Masterton (1958-61)	66
19. Doug Berry (1975-78)	65
Mike Lampman (1969-72)	65

## ASSISTS

1. Dallas Gaume (1982-86)	188
2. Bill Masterton (1958-61)	130
3. John McMillan (1983-87)	127
4. Greg Woods (1975-79)	125
5. Doug Berry (1975-78)	115
6. Ian Ramsay (1981-85)	111
7. Dave Shields (1986-90)	108
Dwight Mathiasen (1983-86)	108
9. Ed Hays (1969-73)	103
10. Jim Leavins (1980-84)	102
11. Mark Davidson (1976-80)	100
12. Angelo Ricci (1991-95)	97
13. Jay Moore (1987-91)	94
Don Fraser (1979-82)	94
14. Matt Carle (2003-06)	93
Connor James (2000-04)	93
Andy Hill (1978-82)	93
Lindsay Thomson (1973-77)	93
18. Anthony Maiani (2007-11)	92
Paul Comrie (1995-99)	92
Peter McNab (1970-73)	92

## GAMES PLAYED

1. Ryan Barrow (2017-22)	168
2. Ed Cristofoli (1985-89)	167
3. Gabe Gauthier (2002-06)	164
Rod Summers (1986-90)	164
Scott Mathias (1985-89)	164
6. Mike Markovich (1988-93)	163
7. Marc Rousseau (1986-90)	162
8. John Lee (2008-12)	161
Andrew Thomas (2004-08)	161
Luke Fulghum (2001-05)	161

Greg Woods (1975-79)	161
12. Connor James (2000-04)	160
Dave Gourlie (1984-88)	160
Nolan Zajac (2012-16)	160
Matt Marcinev (2013-17)	160

## PENALTY MINUTES

1. Chris Kenady (1991-95)	389
2. Ken MacArthur (1987-93)	332
3. Paul Koch (1991-95)	307
4. Ryan Caldwell (2000-04)	306
5. Marc Rousseau (1986-90)	292
6. Paul Comrie (1995-99)	289
7. J.P. Testwuide (2005-09)	282
8. Greg Keith (2000-04)	279
9. Andrew Thomas (2004-08)	278
10. Shawn Kurulak (1995-99)	268

## GAME-WINNING GOALS (Since 1977-78)

1. Jarid Lukosevicius (2015-19)	20
2. Mark Rycroft (1997-2000)	15
Dwight Mathiasen (1983-86)	15
4. Ryan Dingle (2004-07)	14
Gabe Gauthier (2002-06)	14
6. Dallas Gaume (1982-86)	13
7. Cole Guttman (2018-22)	12
Drew Shore (2009-12)	12
9. Kyle Ostrow (2007-11)	11
10. Henrik Borgstrom (2016-18)	10
Jason Zucker (2010-12)	10
Anthony Maiani (2007-11)	10
Tyler Ruegsegger (2006-10)	10
Chris Paradise (1998-2002)	10
Jason Elders (1991-95)	10
<b>16. McKade Webster (2020-24)</b>	<b>9</b>
Carter Savoie (2020-22)	9
Rhett Rakhshani (2006-10)	9
Luke Fulghum (2001-05)	9
Connor James (2000-04)	9
Bjorn Engstrom (1997-2001)	9
Troy Terry (2015-2018)	9

## POWER-PLAY GOALS (Since 1977-78)

1. Dwight Mathiasen (1983-86)	35
2. Gabe Gauthier (2002-06)	31
3. Tyler Ruegsegger (2006-10)	28
4. Rick Berens (1987-91)	27
Jason Elders (1991-95)	27
John McMillan (1957-60)	27
7. Ryan Dingle (2004-07)	24
Kevin Doell (1999-03)	24
9. Dave Shields (1986-90)	23
Jarid Lukosevicius (2015-19)	23
11. Drew Shore (2009-12)	22

## SHORT-HANDED GOALS (Since 1979-80)

1. Daryl Seltenreich (1987-88)	8
2. Dwight Mathiasen (1983-86)	7
3. Ryan Dingle (2004-07)	6
Kelly Popadynetz (1997-01)	6
Tyler Bozak (2007-09)	6
<b>6. Carter King (2020-present)</b>	<b>5</b>
Paul Comrie (1995-99)	5
Mike Naylor (1991-95)	5
Dave Shields (1986-90)	5
Bruce Hill (1984-88)	5
Andy Hill (1978-82)	5
12. Logan O'Connor (2015-18)	4

## POINTS BY A DEFENSEMAN

1. Greg Woods (1976-79)	176
2. Lindsay Thomson (1973-77)	149
3. Joey LaLeggia (2011-15)	132
4. Jim Smith (1982-86)	123
5. Matt Carle (2003-2006)	122
6. George Konik (1959-61)	116
7. Jim Leavins (1981-83)	108
8. Gary Nedelak (1978-81)	106
9. Will Butcher (2013-17)	103
10. Nolan Zajac (2012-16)	95
11. Jack Wilson (1961-63)	92
12. Ian Mitchell (2017-2020)	89
Ryan Caldwell (2000-04)	88

## GOALS BY A DEFENSEMAN

1. Lindsay Thomson (1973-77)	56
2. Greg Woods (1976-79)	51
3. Joey LaLeggia (2011-15)	49
4. George Konik (1959-61)	46
5. Jim Smith (1982-86)	32
6. Jim Leavins (1981-83)	32
7. Marty Howe (1959-61)	32
8. Mike Benning (2020-23)	31
9. Petri Gynther (1993-97)	30
10. Matt Carle (2003-06)	29
11. Will Butcher (2013-17)	28
12. Ryan Caldwell (2000-04)	26

## ASSISTS BY A DEFENSEMAN

1. Greg Woods (1976-79)	125
2. Matt Carle (2003-06)	93
3. Lindsay Thomson (1973-77)	93
4. Jim Smith (1982-86)	91
5. Gary Nedelak (1978-81)	84
6. Joey LaLeggia (2011-15)	83
7. Jim Leavins (1981-88)	76
8. Nolan Zajac (2012-16)	76
9. Will Butcher (2013-17)	75
10. Brett Skinner (2002-05)	72
<b>11. Sean Behrens (2021-24)</b>	<b>71</b>
Ian Mitchell (2017-2020)	71

# INDIVIDUAL GOALTENDING RECORDS

## GOALIE GAMES PLAYED

1. Tanner Jailliet (2014-2018)	135
2. Stephen Wagner (1996-2000)	124
3. Ron Grahame (1970-73)	120
4. Magnus Chrona (2019-23)	114
5. Bryan Schoen (1989-93)	112
6. Scott Robinson (1978-82)	107
7. Peter Mannino (2004-08)	103
8. Lucien Carignan (1987-91)	101
9. Adam Berkhoel (2000-04)	98
10. Sam Brittain (2010-14)	97
11. Gerry Powers (1966-69)	96
12. Pat Tierney (1980-84)	94
Rodney Schneck (1956-59)	94

## WINS

1. Tanner Jailliet (2014-18)	82
Ron Grahame (1970-73)	82
3. Gerry Powers (1966-69)	76
4. Magnus Chrona (2019-23)	73
5. Peter Mannino (2004-08)	63
6. Stephen Wagner (1996-00)	59
7. Rodney Schneck (1956-59)	58
8. George Kirkwood (1959-61)	57
9. Buddy Blom (1963-66)	56
10. Adam Berkhoel (2000-04)	55
11. Sam Brittain (2010-14)	51
Scott Robinson (1978-82)	51

## SHUTOUTS

1. Peter Mannino (2004-08)	15
2. Magnus Chrona (2019-23)	13
Gerry Powers (1966-69)	13
4. Adam Berkhoel (2000-04)	12
5. Marc Cheverie (2007-10)	10
6. Tanner Jailliet (2014-18)	9
7. Wade Dubielewicz (1999-03)	8
8. Sam Brittain (2010-14)	7
Stephen Wagner (1996-2000)	7
10. George Kirkwood (1959-61)	6
Rodney Schneck (1956-59)	6
Devn Cooley (2017-2020)	6
13. Glenn Fisher (2003-07)	4
Buddy Blom (1963-66)	4
Filip Larsson (2018-19)	4

## GOALS-AGAINST AVERAGE (min. 20 games)

1. Devin Cooley (2017-20)	1.93
2. Filip Larsson (2018-19)	1.95
3. Tanner Jailliet (2014-18)	2.04
Evan Cowley (2013-17)	2.04
5. Juho Olkinuora (2011-13)	2.18
<b>6. Matt Davis (2019-present)</b>	<b>2.19</b>
7. Magnus Chrona (2019-23)	2.20
Wade Dubielewicz (1999-03)	2.20
George Kirkwood (1959-61)	2.20

10. Marc Cheverie (2007-10)	2.21
12. Peter Mannino (2004-08)	2.35
13. Gerry Powers (1966-69)	2.35
14. Sam Brittain (2010-14)	2.36
15. Adam Berkhoel (2000-04)	2.47
15. Buddy Blom (1963-66)	2.70
16. Glenn Fisher (2003-07)	2.71

## GOALS AGAINST

1. Bryan Schoen (1989-93)	463
2. Lucien Carignan (1987-91)	456
3. Scott Robinson (1978-82)	433
4. Pat Tierney (1980-84)	424
5. Ron Grahame (1970-73)	412
6. Stephen Wagner (1996-2000)	386
7. Chris Olson (1983-87)	321
8. Rodney Schneck (1956-59)	306
9. Jim Bales (1975-78)	303
10. Tanner Jailliet (2014-18)	257
11. Magnus Chrona (2019-23)	245
12. Buddy Blom (1963-66)	241
Chris Gillies (1984-89)	241

## SAVES

1. Ron Grahame (1970-73)	3,565
2. Tanner Jailliet (2014-18)	3,153
3. Stephen Wagner (1996-00)	2,953
4. Bryan Schoen (1989-93)	2,916
5. Lucien Carignan (1987-91)	2,833
6. Pat Tierney (1980-84)	2,796
7. Sam Brittain (2010-14)	2,769
8. Scott Robinson (1978-82)	2,770
9. Magnus Chrona (2019-23)	2,604
10. Peter Mannino (2004-08)	2,552
11. Chris Olson (1983-87)	2,357
12. Adam Berkhoel (2000-04)	2,296

## SAVE PERCENTAGE (min. 20 games)

1. Devin Cooley (2017-20)	(.927)
2. Filip Larsson (2018-19)	(.932)
3. Evan Cowley (2013-2017)	(.930)
4. Marc Cheverie (2007-10)	(.926)
5. Tanner Jailliet (2014-18)	(.925)
6. Sam Brittain (2010-14)	(.924)
7. Juho Olkinuora (2011-12)	(.924)
8. Wade Dubielewicz (1999-03)	(.923)
<b>9. Matt Davis (2021-present)</b>	<b>(.919)</b>
10. Peter Mannino (2004-08)	(.917)
12. Magnus Chrona (2019-23)	(.914)
12. Adam Berkhoel (2000-04)	(.911)
13. Buddy Blom (1963-66)	(.905)
14. Gerry Powers (1966-69)	(.904)
15. George Kirkwood (1959-61)	(.904)
16. Glenn Fisher (2003-07)	(.900)
17. Ron Grahame (1970-73)	(.898)
18. Sinuhe Wallinheimo (1993-96)	(.890)

## SHUTOUT MINUTES STREAK

1. Cheverie (10/9-30/09)	223:51
2. Mannino (2/26-3/27/05)	208:42
3. Chrona (1/15-28/22)	198:10
4. Jailliet (1/6- 1/26/18)	191:04
5. Mannino (12/18/04-1/22/05)	178:16
6. Dubielewicz (3/8-16/02)	158:26
7. Fisher (11/10-24/06)	158:03
8. Dubielewicz (12/29/01-1/11/02)	146:18
<b>9. Halyk (11/19-12/1/23)</b>	<b>141:47</b>
10. Wagner (2/28-3/7/97)	141:22
11. Brittain (10/11-18/13)	139:46
12. Dubielewicz (12/27/02-1/11/03)	136:02
13. Chrona (1/21-2/4/23)	133:39
14. Chrona (1/7-20/23)	132:36
15. Larsson (3/29- 4/11/19)	131:41
16. Berkhoel (10/19-11/9/02)	128:28
<b>17. Davis (3/9-3/16/24)</b>	<b>127:19</b>
18. Powers (1/25-2/1/69)	126:37
<b>19. Davis (4/11/24-present)</b>	<b>123:24</b>
20. Kirkwood (12/19-22/60)	120:08

# SINGLE-SEASON INDIVIDUAL RECORDS

<b>POINTS</b>		<b>HAT TRICKS</b>		Luke Fulghum (2002-03)	3
1. Dallas Gaume (1985-86)	32-67--99	1. Jerry Walker (1960-61)	10	Kelly Popadynetz (2000-01)	3
2. Dwight Mathiasen (1985-86)	40-49--89	2. Joe Kilbey (1953-54)	7	Paul Comrie (1996-97)	3
3. Jerry Walker (1960-61)	56-29--85	3. Ed Beers (1981-82)	7	Angelo Ricci (1994-95)	3
4. Ed Beers (1981-82)	50-34--84	4. George Morrison (1968-69)	5	Bruce Hill (1986-87)	3
5. Don Fraser (1981-82)	26-57--83	Perry Schnarr (1976-77)*	5	Perry Stensland (1979-80)	3
6. Doug Berry (1977-78)	36-46--82	Doug Berry (1978-79)	5	Bob Pazzelli (1977-78)	3
7. Bill Masterton (1960-61)	25-56--80	7. Doug Berry (1977-78)	4		
8. Dave Shields (1989-90)	31-43--74				
9. Peter McNab (1972-73)	32-40--72	<b>GAME-WINNING GOALS (since 1976-77)</b>		<b>POINTS BY A DEFENSEMAN</b>	
10. Tom Peluso (1971-72)	32-37--69	1. Jarid Lukosevicius (2016-17)	8	1. Craig Redmond (1982-83)*	54
11. Eric Murano (1989-90)	33-35--68	Joe Colborne (2009-10)	8	2. Matt Carle (2005-06)	53
Perry Schnarr (1977-78)	35-33--68	Dwight Mathiasen (1985-86)	8	3. Greg Woods (1976-77)	52
13. Mark Davidson (1977-78)	23-44--67	4. Drew Shore (2011-12)	7	4. Greg Woods (1975-76)*	52
Bill Masterton (1959-60)	21-46--67	Jason Zucker (2010-11)*	7	<b>5. Zeev Buium (2023-24)*</b>	<b>50</b>
15. Dallas Gaume (1982-83)*	19-47--66	Ryan Dingle (2005-06)	7	Jim Smith (1985-86)	50
16. Peter McNab (1971-72)	27-38--65	Chris Paradise (2001-02)	7	7. Lindsay Thomson (1975-76)	48
17. Dallas Gaume (1984-85)	15-48--63	Dallas Gaume (1985-86)	7	8. Matt Carle (2004-05)	44
18. Rob Palmer (1972-73)	23-39--62	9. Carter Mazur (2022-23)	6	George Konik (1958-59)	44
Jim Brown (1958-59)	24-38--62	Carter Savoie (2021-22)	6	10. Jim Leavins (1981-82)	42
20. Jack Smith (1953-54)	21-39--60	Gabe Gauthier (2003-04)	6	11. Greg Woods (1978-79)	41
		Mark Rycroft (1999-2000)	6	George Konik (1959-60)	41
		<b>13. Jared Wright (2023-24)</b>	<b>5</b>		
<b>GOALS</b>		<b>McKade Webster (2023-24)</b>	<b>5</b>	<b>GOALS BY A DEFENSEMAN</b>	
1. Jerry Walker (1960-61)	56	Mike Benning (2021-22)	5	1. George Konik (1958-59)	21
2. Ed Beers (1981-82)	50	Trevor Moore (2013-14)*	5	2. Greg Woods (1975-76)*	19
3. Dwight Mathiasen (1985-86)	40	Luke Salazar (2008-09)*	5	3. Mike Busniuk (1973-74)	18
George Morrison (1968-69)	40	Mark Rycroft (1998-99)	5	4. Jim Leavins (1982-83)	16
5. Perry Schnarr (1976-77)*	37	Chris Kenady (1994-95)	5	Craig Redmond (1982-83)*	16
6. Doug Berry (1977-78)	36			Ross Woodley (1971-72)	16
7. Perry Schnarr (1977-78)	35	<b>POWER-PLAY GOALS (since 1972-73)</b>		7. Mike Benning (2021-22)	15
8. Eric Murano (1989-90)	33	1. Ed Beers (1981-82)	19	Ryan Caldwell (2003-04)	15
9. Dallas Gaume (1985-86)	32	2. Ryan Dingle (2005-06)	15	9. Mike Benning (2022-23)	13
10. Peter McNab (1972-73)	32	3. Kevin Doell (2002-03)	14	Matt Carle (2004-05)	13
Tom Peluso (1971-72)	32	4. James Patterson (1998-99)	13	Jim Leavins (1983-84)	13
Joe Kilbey (1953-54)	32	Dwight Mathiasen (1985-86)	13	Jack Wilson (1962-63)	13
13. Dave Shields (1989-90)	31	6. Gabe Gauthier (2004-05)	12	Marty Howe (1959-60)	13
14. Daryn McBride (1987-88)	30	Dwight Mathiasen (1984-85)	12	George Konik (1959-60)	13
Mike Lampman (1971-72)	30	Tyler Ruegsegger (2008-09)	12		
		Eric Murano (1989-90)	12	<b>ASSISTS BY A DEFENSEMAN</b>	
<b>ASSISTS</b>		Rick Berens (1987-88)*	12	1. Matt Carle (2005-06)	42
1. Dallas Gaume (1985-86)	67	11. Carter Savoie (2021-22)	11	2. Jim Smith (1985-86)	40
2. Don Fraser (1981-82)	57	Jarid Lukosevicius (2017-18)	11	Greg Woods (1976-77)	40
3. Bill Masterton (1960-61)	56	Drew Shore (2011-12)	11	<b>4. Zeev Buium (2023-24)*</b>	<b>39</b>
4. Dwight Mathiasen (1985-86)	49	Joe Colborne (2009-10)	11	5. Craig Redmond (1982-83)*	38
5. Dallas Gaume (1984-85)	48	Luke Fulghum (2004-05)	11	6. Brett Skinner (2004-05)	36
6. Dallas Gaume (1982-83)*	47	Perry Schnarr (1977-78)	11	7. Jim Leavins (1981-82)	34
7. Doug Berry (1977-78)	46			8. Greg Woods (1975-76)*	33
Bill Masterton (1959-60)	46	<b>SHORT-HANDED GOALS (since 1972-73)</b>		9. Matt Carle (2004-05)	31
9. Mark Davidson (1977-78)	44	1. Craig Roehl (1977-78)	8	Lindsay Thomson (1975-76)	31
10. Bobby Brink (2021-22)	43	2. Dwight Mathiasen (1985-86)	6	11. Greg Woods (1978-79)	30
Dave Shields (1989-90)	43	Daryl Seltenreich (1986-87)	6		
		4. Tyler Bozak (2007-08)*	5		
		<b>5. Carter King (2023-24)</b>	<b>4</b>		
		6. Kyle Ostrow (2010-11)	3		
		Ryan Dingle (2005-06)	3		

\* denotes freshman

# SINGLE-SEASON INDIVIDUAL RECORDS

## POINTS BY A FRESHMAN (since 1970-71)

1. Dallas Gaume (1982-83)	66
2. John McMillan (1983-84)	57
3. Perry Schnarr (1976-77)	56
Vic Venasky (1970-71)	56
5. Glenn Anderson (1978-79)	55
6. Craig Redmond (1982-83)*	54
7. Greg Woods (1975-76)*	52
8. Dwight Mathiasen (1983-84)	51
Tom Peluso (1970-71)	51
<b>10. Zeev Buium (2023-24)*</b>	<b>50</b>

## GOALS BY A FRESHMAN (since 1970-71)

1. Perry Schnarr (1976-77)	37
2. Rick Berens (1987-88)	28
3. Glenn Anderson (1978-79)	26
4. Dwight Mathiasen (1983-84)	24
5. Jason Zucker (2010-11)	23
Tom Peluso (1970-71)	23
7. John McMillan (1983-84)	22
Henrik Borgström (2016-17)	22
<b>8. Miko Matikka (2023-24)</b>	<b>20</b>
Vic Venasky (1970-71)	20
10. Daryn McBride (1986-87)	19
Dallas Gaume (1982-83)	19
Greg Woods (1975-76)*	19
Peter McNab (1970-71)	19

## ASSISTS BY A FRESHMAN (since 1970-71)

1. Dallas Gaume (1982-83)	47
<b>2. Zeev Buium (2023-24)*</b>	<b>39</b>
3. Craig Redmond (1982-83)*	38
4. Vic Venasky (1970-71)	36
5. John McMillan (1983-84)	35
6. Greg Woods (1975-76)*	33
7. Dave Shields (1986-87)	30
8. Glenn Anderson (1978-79)	29
9. Paul Stastny (2004-05)	28
Doug Berry (1975-76)	28
Mark Falcone (1974-75)	28
Tom Peluso (1970-71)	28

\* denotes defenseman

## PENALTIES

1. Daryn McBride (1987-88)	57
2. Kevin Dineen (1982-83)	53
3. Paul Koch (1994-95)	51
4. Geoff Paukovich (2004-05)	48
Tom Martin (1982-83)	48
Kevin Dineen (1981-82)	48
5. Chris Kenady (1993-94)	46
6. Paul Koch (1992-93)	42
Derek Mayer (1986-87)	42
Ken Berry (1980-81)	42
Bruce Dickson (1953-54)	42
10. Scott Mayfield (2012-13)	41

## PENALTY MINUTES

1. Tom Martin (1982-83)	128
2. Paul Koch (1994-95)	126
3. Chris Kenady (1993-94)	125
4. Daryn McBride (1987-88)	122
5. Geoff Paukovich (2004-05)	120
6. Chris Kenady (1994-95)	113
7. Scott Mayfield (2012-13)	112
8. Paul Koch (1992-93)	111
9. J.P. Testwuide (2008-09)	110
10. Kevin Dineen (1982-83)	108

## GOALTENDING RECORDS

### GAMES PLAYED

1. Marc Cheverie (2008-09)	40
Peter Mannino (2007-08)	40
Stephen Wagner (1998-99)	40
4. Tanner Jailliet (2017-18)	39
Sam Brittain (2013-14)	39
Adam Berkhoel (2003-04)	39
7. Tanner Jailliet (2016-17)	38
Pete LoPresti (1973-74)	38
9. Magnus Chrona (2021-22)	37
Bryan Schoen (1991-92)	37
Ron Grahame (1971-72)	37
Rodney Schneck (1957-58)	37
13. Bryan Schoen (1992-93)	35
Marc Cheverie (2009-10)	35
Ron Grahame (1972-73)	35

### WINS

1. George Kirkwood (1960-61)	30
2. Magnus Chrona (2021-22)	28
Tanner Jailliet (2016-17)	28
Gerry Powers (1967-68)	28
5. George Kirkwood (1959-60)	27
6. Ron Grahame (1972-73)	26
Ron Grahame (1971-72)	26
Gerry Powers (1968-69)	26
9. Peter Mannino (2007-08)	25
Rodney Schneck (1957-58)	25
11. Marc Cheverie (2009-10)	24
Adam Berkhoel (2003-04)	24
Stephen Wagner (1998-99)	24

**14. 3x, Last: Matt Davis (2023-24) 23**

### WINNING PERCENTAGE

1. George Kirkwood (1960-61)	(.953)
2. Ernie Glanville (1977-78)	(.912)
3. George Kirkwood (1959-60)	(.838)
Gerry Powers (1967-68)	(.838)
5. Wade Dubielewicz (2001-02)	(.833)
6. Gerry Powers (1968-69)	(.813)
7. Tanner Jailliet (2016-17)	(.811)
8. John McWilliam (1970-71)	(.806)
9. Peter Mannino (2004-05)	(.804)
Rodney Schneck (1958-59)	(.804)

## SHUTOUTS

1. Adam Berkhoel (2003-04)	7
Gerry Powers (1967-68)	7
3. Magnus Chrona (2021-22)	6
Marc Cheverie (2009-10)	6
Peter Mannino (2007-08)	6
5. Tanner Jailliet (2017-18)	5
Sam Brittain (2013-14)	5
Peter Mannino (2004-05)	5
Gerry Powers (1968-69)	5

## GOALS-AGAINST AVERAGE

1. Wade Dubielewicz (2001-02)	1.72
2. George Kirkwood (1960-61)	1.84
Tanner Jailliet (2016-17)	1.84
4. Devin Cooley (2018-19)	1.85
5. Tanner Jailliet (2017-18)	1.88
6. Gerry Powers (1967-68)	1.91
7. Filip Larsson (2018-19)	1.94
8. Evan Cowley (2015-16)	2.07
9. Marc Cheverie (2009-10)	2.08
10. Magnus Chrona (2021-22)	2.11
11. Juho Olkinuora (2011-12)	2.18
12. Magnus Chrona (2022-23)	2.19

## SAVES

1. Ron Grahame (1972-73)	1,187
2. Pete LoPresti (1973-74)	1,142
3. Sam Brittain (2013-14)	1,130
4. Ron Grahame (1971-72)	1,110
5. Marc Cheverie (2008-09)	1,089
6. Pat Tierney (1981-82)	1,052
7. Adam Berkhoel (2003-04)	1,020
8. Bryan Schoen (1991-92)	1,016
9. Marc Cheverie (2009-10)	976
10. Peter Mannino (2007-08)	957

## SAVES PERCENTAGE

1. Wade Dubielewicz (2001-02)	(.943)
2. Devin Cooley (2018-19)	(.934)
3. Filip Larsson (2018-19)	(.932)
Sam Brittain (2011-12)	(.932)
Marc Cheverie (2009-10)	(.932)
6. Tanner Jailliet (2016-17)	(.929)
Evan Cowley (2015-16)	(.929)
Sam Brittain (2013-14)	(.929)
9. Tanner Jailliet (2017-18)	(.928)
10. Filip Larsson (2018-19)	(.927)
Juho Olkinuora (2012-13)	(.927)
Peter Mannino (2004-05)	(.927)

# SINGLE-GAME RECORDS

## GOALS

5, Eric Murano at North Dakota (Dec. 15, 1989)  
5, Doug Berry vs. Air Force (Feb. 14, 1978)  
5, George Morrison vs. Colorado College (Nov. 22, 1969)  
5, John MacMillan vs. RPI (Jan. 24, 1958)  
4, 28x; last by Jack Devine vs. Miami (March 10, 2023)  
Also in 2022-23 by Tristan Broz (Jan. 14, 2023 vs. Miami)

## FASTEST GOAL

:06, Brock Trotter vs. Maine (Oct. 13, 2007)  
:08, Marty Howe at Michigan Tech (Dec. 16, 1960)  
:09, Kyle Ostrow vs. Alaska Anchorage (Jan. 21, 2011)  
:10, Cliff Koroll vs. Colorado College (March 7, 1967)  
:11, Chris Knowlton vs. Miami (Nov. 26, 2011)  
:11, Tom May vs. North Dakota (Feb. 25, 2006)  
:11, Erik Andersson vs. St. Cloud State (Jan. 3, 1997)  
:11, Greg Woods vs. Michigan Tech (Nov. 8, 1975)  
:12, David Anderson vs. Colorado College (Feb. 17, 1984)  
:12, Jim Smith at Colorado College (Feb. 19, 1983)  
:13, Gerald Duffus vs. Colorado College (March 3, 1961)  
:13, Daryn McBride vs. UMass.-Lowell (Jan. 9, 1988)

## ASSISTS

6, Ian Ramsay vs. Colorado College (Oct. 28, 1983)  
6, Bill Masterton vs. Warroad Lakers (Feb. 10, 1961)  
6, Bill Masterton vs. Regina Capitals (Dec. 2, 1960)  
5, Matt Carle vs. Minnesota State (Feb. 10, 2006)  
5, Kevin Doell vs. Alabama-Huntsville (Oct. 26, 2002)  
5, Marc Rousseau at Colorado College (Feb. 19, 1988)  
5, Rich Preston vs. Ohio State (Nov. 17, 1973)  
5, Bob Trembecky vs. Bemidji State (Dec. 16, 1967)  
5, Jack Smith vs. Harvard (Dec. 29, 1959)

## POINTS

8 (3-5--8), Jack Smith vs. Harvard (Dec. 29, 1959)  
7 (3-4--7), Don Fraser vs. Colo. College (Dec. 11, 1981)  
7 (2-5--7), Rich Preston vs. Ohio State (Nov. 17, 1973)  
7 (4-3--7), Peter McNab vs. Colo. College (Nov. 13, 1971)  
7 (2-5--7), Bob Trembecky vs. Bemidji St. (Jan. 24, 1958)  
7 (1-6--7), Bill Masterton vs. Warroad Lakers (Feb. 10, 1961)  
7 (1-6--7), Bill Masterton vs. Regina Capitals (Dec. 2, 1960)  
7 (3-4--7), Bob Carruthers vs. Brandon (Feb. 13, 1953)

## GOALS BY A DEFENSEMAN

3, Ryan Caldwell vs. Minnesota State (Feb. 14, 2004)  
3, Ian DeCorby at St. Cloud State (Dec. 29, 1990)  
3, Ken MacArthur vs. North Dakota (Feb. 9, 1988)  
3, Craig Redmond vs. Western Michigan (Nov. 27, 1983)  
3, Dave Tomassoni vs. Minnesota Duluth (Jan. 3, 1975)  
3, Ross Woodley vs. Michigan (Jan. 14, 1972)  
3, Doug Kowel vs. Michigan State (Jan. 7, 1965)  
3, Wayne Smith vs. Brigham Young (Dec. 8, 1964)  
3, Grant Munro vs. Colorado College (March 4, 1961)  
3, Marty Howe vs. Colorado College (Feb. 4, 1961)  
3, Eddie Miller vs. Alberta (Feb. 27, 1953)

## ASSISTS BY A DEFENSEMAN

5, Matt Carle vs. Minnesota State (Feb. 10, 2006)  
5, Marc Rousseau at Colorado College (Feb. 19, 1988)  
**4, 12x; last by Zeev Buium vs. Yale (Nov. 25, 2023)**

## POINTS BY A DEFENSEMAN

6 (2-4--6), Ed Zemrau vs. RPI (Jan. 24, 1958)  
5 (0-5--5), Matt Carle vs. Minnesota State (Feb. 10, 2006)  
5 (1-4--5), Craig Redmond vs. Colorado College (Feb. 19, 1983)  
5 (0-5--5), Marc Rousseau vs. Colorado College (Dec. 11, 1981)  
5 (1-4--5), Bruce Affleck vs. Boston College (March 15, 1973)  
5 (2-3--5), Marty Howe vs. Saskatchewan (Dec. 26, 1958)  
**4, Multiple times; last by Zeev Buium (0-4--4) vs. Yale (Nov. 25, 2023) and (1-3--4) at Omaha (Jan. 20, 2024)**

## GOALS BY A FRESHMAN

4, Dwight Mathiasen vs. Colorado College (Oct. 28, 1983)  
4, Perry Schnarr vs. Michigan Tech (Jan. 21, 1977)

## POWER-PLAY GOALS

3, Jack Devine vs. Miami (March 10, 2023)  
3, Dwight Mathiasen vs. Colorado College (Oct. 28, 1983)  
3, Perry Schnarr vs. Michigan Tech (Jan. 21, 1977)

## SHORT-HANDED GOALS

**2, Carter King at Arizona State (Nov. 10, 2023)**  
2, Tyler Bozak at Minnesota (Nov. 4, 2007)  
2, Gabe Gauthier vs. St. Cloud State (Oct. 22, 2004)  
2, Daryl Seltenreich vs. Northern Michigan (Jan. 16, 1987)  
2, Bob Pazzelli at Michigan (Oct. 29, 1977)

## MOST SAVES

67, Sam Brittain vs. Minnesota Duluth (March 16, 2012) \*\*  
59, Pat Tierney vs. North Dakota (Dec. 12, 1983) \*  
54, Jim Bales vs. Minnesota (Feb. 25, 1978)  
53, George DeLange vs. Wyoming (Jan. 27, 1950)  
52, Pat Tierney at Colorado College (Feb. 19, 1983)  
52, Harvey Maron vs. Saskatchewan (Dec. 20, 1949)  
50, Sinuhe Wallinheimo at Minnesota (Nov. 19, 1993) \*  
50, Tom Allen at North Dakota (March 1, 1985)  
50, Buddy Blom vs. Michigan Tech (Feb. 11, 1966) \*  
49, Jim Bales vs. Notre Dame (Feb. 19, 1977)  
49, Jim Bales vs. Notre Dame (Nov. 6, 1976)  
49, Bill Begg at Michigan State (Feb. 5, 1954) \*

## FEWEST SAVES

6, George Mooney vs. North Dakota (Feb. 19, 1952)  
6, Rudy Unis vs. RPI (Dec. 20, 1962)  
8, Gerry Powers vs. Michigan (Dec. 9, 1967)  
9, Adam Berkhoel at Alaska Anchorage (Nov. 23, 2002)  
9, Adam Berkhoel vs. Mercyhurst (Nov. 29, 2002)  
9, Gerry Powers vs. Boston College (March 14, 1968)  
9, Bill Begg vs. Dartmouth (Jan. 1, 1953)  
10, Buddy Blom vs. RPI (March 19, 1964)  
10, Bill Begg vs. Saskatchewan (Feb. 3, 1954)  
10, Peter Mannino vs. Minnesota Duluth (Oct. 27, 2007)



# SINGLE-PERIOD RECORDS

---

## GOALS

---

- 4, Peter McNab vs. Colorado College (Nov. 13, 1971)
- 4, George Morrison vs. Michigan State (Feb. 14, 1969)
- 4, George Morrison vs. Colorado College (Jan. 24, 1969)
- 3, 23x; last by Tristan Broz vs. Miami (3rd, Jan. 14, 2023)

## ASSISTS

---

- 4, Troy Terry vs. Miami (March 2, 2018)
- 4, Troy Terry vs. Colorado College (March 11, 2018)
- 4, Allan Genovy vs. Colorado College (Jan. 24, 1969)
- 4, Bill Masterton vs. Regina Capitals (Dec. 2, 1960)
- 3, 49x; last by Massimo Rizzo at Alaska Fairbanks (2nd, Oct. 8, 2023)**

## POINTS

---

- 5 (4-1--5), Peter McNab vs. Colorado College (Nov. 13, 1971)
- 5 (1-4--5), Bill Masterton vs. Regina (Dec. 2, 1960)
- 4, 32x; last by Jack Devine at Omaha (Jan 19, 2024)**

## POWER-PLAY GOALS

---

- 2, 24x; last by Jack Devine (2x): Oct. 8, 2023 at Alaska Fairbanks (2nd), Nov. 11, 2023 at Arizona State (2nd)**

## SHORTHANDED GOALS

---

- 2, Tyler Bozak at Minnesota (Nov. 4, 2007)
- 2, Gabe Gauthier vs. St. Cloud State (2nd, Oct. 22, 2004)
- 2, Bob Pazzelli at Michigan (Oct. 29, 1977)

# YEAR-BY-YEAR LEADERS

POINTS		
YEAR	PLAYER	POINTS
2023-24	Jack Devine	56
2022-23	Massimo Rizzo	46
2021-22	Bobby Brink	57
2020-21	Cole Guttman	22
2019-20	Emilio Pettersen	35
2018-19	Liam Finlay	36
2017-18	Henrik Borgstrom	52
2016-17	Troy Terry	45
2015-16	Danton Heinen	48
2014-15	Danton Heinen	45
2013-14	Trevor Moore	32
2012-13	Nick Shore	34
2011-12	Drew Shore	53
2010-11	Drew Shore	46
2009-10	Rhett Rakhshani	50
2008-09	Anthony Maiani	41
2007-08	Tyler Bozak	34
2006-07	Brock Trotter	40
2005-06	Carle, Stastny	53
2004-05	Gabe Gauthier	57
2003-04	Gabe Gauthier	43
2002-03	Kevin Doell	51
2001-02	Kevin Doell	43
2000-01	Chris Paradise	33
1999-00	Kelly Popadynetz	40
1998-99	Paul Comrie	49
1997-98	Paul Comrie	40
1996-97	Paul Comrie	49
1995-96	Antti Laaksonen	53
1994-95	Angelo Ricci	47
1993-94	Jason Elders	44
1992-93	Angelo Ricci	51
1991-92	Lance Momotani	37
1990-91	Rick Berens	42
1989-90	Dave Shields	74
1988-89	Daryn McBride	51
1987-88	Daryn McBride	58
1986-87	Dave Shields	48
1985-86	Dallas Gaume	99
1984-85	Dallas Gaume	63
1983-84	John McMillan	57
1982-83	Dallas Gaume	66
1981-82	Ed Beers	84
1980-81	Ken Berry	56
1979-80	Ed Beers	33
1978-79	Glenn Anderson	55
1977-78	Doug Berry	82
1976-77	Doug Berry	58
1975-76	Greg Woods	52
1974-75	Chad Campbell	44
1973-74	Rick Bragnalo	46
1972-73	Peter McNab	72
1971-72	Tom Peluso	69
1970-71	Vic Venasky	56
1969-70	George Morrison	57
1968-69	George Morrison	58
1967-68	Jim Wiste	57
1966-67	Jim Wiste	52
1965-66	Lyle Bradley	46
1964-65	Lou Geddes	36
1963-64	Andy Herrebout	45
1962-63	Bill Staub	44
1961-62	Trent Beatty	40
1960-61	Jerry Walker	85
1959-60	Bill Masterton	67
1958-59	Jim Brown	62
1957-58	Jim Brown	54
1956-57	Bill Nixon	37
1955-56	Jack Smith	36
1954-55	Joe Kilbey	38
1953-54	Jack Smith	60
1952-53	Bill Abbott	45
1951-52	Bill Abbott	49
1950-51	Eddie Miller	44
1949-50	Ron Jacobsen	12
1993-94	Jason Elders	26
1992-93	Angelo Ricci	21
1991-92	Brent Cary	17
1990-91	Rick Berens	20
1989-90	Eric Murano	33
1988-89	Ed Cristofoli	20
1987-88	Daryn McBride	30
1986-87	Daryl Seltenreich	27
1985-86	Dwight Mathiasen	40
1984-85	Dwight Mathiasen	26
1983-84	Dwight Mathiasen	24
1982-83	Bill Stewart	23
1981-82	Ed Beers	50
1980-81	Ed Beers	24
1979-80	Beers, Johnson	13
1978-79	Glenn Anderson	26
1977-78	Doug Berry	36
1976-77	Perry Schnarr	37
1975-76	Woods, Zajac	19
1974-75	Miller, Thomson	20
1973-74	Rick Bragnalo	24
1972-73	Peter McNab	32
1971-72	Tom Peluso	32
1970-71	Mike Lampman	24
1969-70	George Morrison	30
1968-69	George Morrison	40
1967-68	Bob Trembecky	24
1966-67	Jim Wiste	24
1965-66	Geddes, Koroll	21
1964-65	Norm Kvern	20
1963-64	Bill Staub	23
1962-63	Bill Staub	20
1961-62	Trent Beatty	28
1960-61	Jerry Walker	56
1959-60	Jerry Walker	31
1958-59	Jim Brown	24
1957-58	Jim Brown	29
1956-57	Barry Sharp	21
1955-56	Jack Smith	19
1954-55	Joe Kilbey	21
1953-54	Joe Kilbey	32
1952-53	Bill Abbott	27
1951-52	Bill Abbott	24
1950-51	Eddie Miller	26
1949-50	Ron Jacobsen	11
GOALS		
YEAR	PLAYER	GOALS
2023-24	Jack Devine	27
2022-23	Carter Mazur	22
2021-22	C. Savoie, C. Wright	23
2020-21	Carter Savoie	13
2019-20	Cole Guttman	14
2018-19	Jarid Lukosevicius	19
2017-18	Henrik Borgstrom	23
2016-17	Terry, Borgström	22
2015-16	Danton Heinen	20
2014-15	Trevor Moore	22
2013-14	Trevor Moore	14
2012-13	Shawn Ostrow	15
2011-12	D. Shore, Zucker	22
2010-11	D. Shore, Zucker	23
2009-10	Joe Colborne	22
2008-09	Rakhshani, Ruegsegger, Salazar	15
2007-08	Tyler Bozak	18
2006-07	Ryan Dingle	22
2005-06	Ryan Dingle	27
2004-05	Gabe Gauthier	26
2003-04	Gabe Gauthier	18
2002-03	Kevin Doell	25
2001-02	Chris Paradise	22
2000-01	Chris Paradise	17
1999-00	Joe Ritson	20
1998-99	James Patterson	24
1997-98	Bjork, Comrie	17
1996-97	Comrie, Laaksonen	21
1995-96	Antti Laaksonen	25
1994-95	Jason Elders	22
ASSISTS		
YEAR	PLAYER	ASSISTS
2023-24	Zeev Buium	39
2022-23	Massimo Rizzo	29
2021-22	Bobby Brink	43
2020-21	Cole Guttman	14
2019-20	Brett Stapley	25
2018-19	Emilio Pettersen	24
2017-18	Troy Terry	34

# YEAR-BY-YEAR LEADERS

2016-17	Will Butcher	30	1960-61	Bill Masterton	56	1982-83	Jim Leavins	10
2015-16	Trevor Moore	33	1959-60	Bill Masterton	46	1981-82	Ed Beers	19
2014-15	Danton Heinen	29	1958-59	Jim Brown	38	<b>GAME-WINNING GOALS</b>		
2013-14	Moore, Q. Shore, N. Zajac	18	1957-58	Murray Massier	30	<b>YEAR</b>	<b>PLAYER</b>	<b>GWG</b>
2012-13	Shore, Zajac	20	1956-57	Bill Nixon	24	2023-24	M. Webster, J. Wright	5
2011-12	Drew Shore	31	1955-56	Barrie Middleton	19	2022-23	Carter Mazur	6
2010-11	Anthony Maiani	28	1954-55	Bill Nixon	24	2021-22	Carter Savoie	6
2009-10	Rhett Rakhshani	29	1953-54	Jack Smith	39	2020-21	Carter Savoie	3
2008-09	Anthony Maiani	30	1952-53	Willis O'Leary	33	2019-20	Cole Guttman	6
2007-08	Mullen, Trotter	18	1951-52	Bill Abbott	25	2018-19	Jarid Lukosevicius	7
2006-07	Rhett Rakhshani	26	1950-51	Eddie Miller	18	2017-18	Troy Terry	4
2005-06	Matt Carle	42	1949-50	Cal Davis	9	2016-17	Jarid Lukosevicius	8
2004-05	Brett Skinner	36	<b>POWER-PLAY GOALS</b>			2015-16	Dylan Gambrell	4
2003-04	Gauthier, James	25	<b>YEAR</b>	<b>PLAYER</b>	<b>PPG</b>	2014-15	Heinen, Jacobson, Moore	4
2002-03	Kevin Doell	26	2023-24	Jack Devine	9	2013-14	Trevor Moore	5
2001-02	Connor James	26	2022-23	Carter Mazur	8	2012-13	Ostrow, Shore	4
2000-01	Caldwell, Popadynetz	20	2021-22	Carter Savoie	11	2011-12	Drew Shore	7
1999-00	Kelly Popadynetz	25	2020-21	Carter Savoie	7	2010-11	Jason Zucker	7
1998-99	Paul Comrie	31	2019-20	Cole Guttman	8	2009-10	Joe Colborne	8
1997-98	Paul Comrie	23	2018-19	Pettersen, Lukosevicius	5	2008-09	Luke Salazar	5
1996-97	Paul Comrie	28	2017-18	Jarid Lukosevicius	11	2007-08	Anthony Maiani	4
1995-96	Erik Andersson	35	2016-17	Henrik Borgström	8	2006-07	Dingle, Paukovich	4
1994-95	Angelo Ricci	27	2015-16	Butcher, Heinen	4	2005-06	Ryan Dingle	7
1993-94	Angelo Ricci	29	2014-15	Joey LaLeggia	7	2004-05	Luke Fulghum	4
1992-93	Angelo Ricci	30	2013-14	Makowski, Butcher	6	2003-04	Gabe Gauthier	6
1991-92	Lance Momotani	37	2012-13	Joey LaLeggia	6	2002-03	Aaron MacKenzie	4
1990-91	Berens, Moore	22	2011-12	Drew Shore	11	2001-02	Chris Paradise	7
1989-90	Dave Shields	43	2010-11	Drew Shore	8	2000-01	Bjorn Engstrom	4
1988-89	Daryn McBride	32	2009-10	Joe Colborne	11	1999-00	Mark Rycroft	6
1987-88	Daryn McBride	28	2008-09	Tyler Ruegsegger	12	1998-99	Mark Rycroft	5
1986-87	Dave Shields	30	2007-08	Rhett Rakhshani	8	1997-98	Mark Rycroft	4
1985-86	Dallas Gaume	67	2006-07	Ryan Dingle	9	1996-97	Anders Bjork	4
1984-85	Dallas Gaume	48	2005-06	Ryan Dingle	15	1995-96	Petri Gynther	4
1983-84	Ian Ramsay	39	2004-05	Gabe Gauthier	12	1994-95	Chris Kenady	5
1982-83	Dallas Gaume	47	2003-04	Gabe Gauthier	8	1993-94	Jason Elders	5
1981-82	Don Fraser	57	2002-03	Kevin Doell	14	1992-93	Angelo Ricci	4
1980-81	Ken Berry	34	2001-02	Barber, Doell	6	1991-92	Brian Konowalchuk	3
1979-80	Beers, Magnan	20	2000-01	Bjorn Engstrom	6	1990-91	Ian DeCorby	2
1978-79	Mark Davidson	32	1999-00	Kelly Popadynetz	7	1989-90	Five Tied	2
1977-78	Doug Berry	46	1998-99	James Patterson	13	1988-89	Cristofoli, Shields	4
1976-77	Doug Berry	41	1997-98	Mark Rycroft	7	1987-88	McBride, Seltenreich	4
1975-76	Greg Woods	33	1996-97	Comrie, Laaksonen	5	1986-87	Daryl Seltenreich	4
1974-75	Mark Falcone	28	1995-96	Brent Cary	6	1985-86	Dwight Mathiasen	8
1973-74	Rich Preston	25	1994-95	Jason Elders	9	1985-86	Dwight Mathiasen	8
1972-73	Peter McNab	40	1993-94	Jason Elders	7	1984-85	Three Tied	4
1971-72	Peter McNab	38	1992-93	Craig McMillan	6	1983-84	Hansen, Mathiasen	2
1970-71	Hays, Venasky	36	1991-92	Biggs, Elders	6	1982-83	Kevin Dineen	3
1969-70	Gilmore, Morrison	27	1990-91	Rick Berens	6	1981-82	Ed Beers	4
1968-69	Tom Miller	33	1989-90	Eric Murano	12	1980-81	Three Tied	3
1967-68	Jim Wiste	36	1988-89	Cristofoli, Rousseau	8			
1966-67	Jim Wiste	28	1987-88	Rick Berens	12			
1965-66	Lyle Bradley	34	1986-87	Dave Shields	8			
1964-65	Lyle Bradley	23	1985-86	Dwight Mathiasen	13			
1963-64	Andy Herrebout	31	1984-85	Dwight Mathiasen	12			
1962-63	Jon Art	25	1983-84	Dwight Mathiasen	9			
1961-62	Jack Wilson	26						

# YEAR-BY-YEAR LEADERS

## SHORT-HANDED GOALS

YEAR	PLAYER	SHG
2023-24	Carter King	4
2022-23	None	0
2021-22	Cole Guttman	2
2020-21	Antti Tuomisto	1
2019-20	Ian Mitchell	2
2018-19	Jarid Lukosevicius	1
2017-18	Logan O'Connor	2
2016-17	Logan O'Connor	2
2015-16	Quentin Shore	2
2014-15	Q. Shore, Jacobson	1
2013-14	Gabe Levin	1
2012-13	Larrazza, Tabrum, Philips	1
2011-12	LaLeggia, Knowlton, Ostrow	1
2010-11	Kyle Ostrow	3
2009-10	Colborne, Martin	2
2008-09	Four Tied	1
2007-08	Tyler Bozak	5
2006-07	Ryan Dingle	2
2005-06	Ryan Dingle	3
2004-05	Gauthier, Veideman	2
2003-04	Caldwell, James	2
2002-03	Luke Fulghum	3
2001-02	Max Bull	2
2000-01	Kelly Popadynetz	3
1999-00	Kelly Popadynetz	2
1998-99	Patterson, Rycroft	2
1997-98	Anders Bjork	2
1996-97	Paul Comrie	3
1995-96	Three players tied	2
1994-95	Angelo Ricci	3
1993-94	Mike Naylor	2
1992-93	Five players tied	1
1991-92	John McLean	1
1990-91	Berens, Konowalchuk	1
1989-90	Momotani, Shields	2
1988-89	Berens, Murano	2
1987-88	Three Tied	2
1986-87	Daryl Seltenreich	6
1985-86	Dwight Mathiasen	6
1984-85	Six Tied	1
1983-84	Five Tied	1
1982-83	Three Tied	2
1981-82	Fraser, Hill	2
1980-81	Fraser, Liprando	2
1979-80	Perry Stensland	3

## PENALTIES

YEAR	PLAYER	PENALTIES
2023-24	McKade Webster	23
2022-23	Justin Lee	21
2021-22	Carter Mazur	22
2020-21	McKade Webster	8
2019-20	Jake Durflinger	19
2018-19	Erich Fear	16

2017-18	Blake Hillman	15
2016-17	Tariq Hammond	19
2015-16	Grant Arnold	15
2014-15	Josiah Didier	13
2013-14	Josiah Didier	25
2012-13	Scott Mayfield	41
2011-12	Scott Mayfield	27
2010-11	Matt Donovan	32
2009-10	John Lee	26
2008-09	J.P. Testwuide	40
2007-08	Andrew Thomas	32
2006-07	Geoff Paukovich	31
2005-06	Paul Stastny	30
2004-05	Geoff Paukovich	48
2003-04	Ryan Caldwell	40
2002-03	Ryan Caldwell	29
2001-02	Ryan Caldwell	38
2000-01	Ryan Caldwell	34
1999-00	Mark Rycroft	34
1998-99	Gavin Morgan	33
1997-98	Shawn Kurulak	34
1996-97	Shawn Kurulak	34
1995-96	Antti Laaksonen	30
1994-95	Paul Koch	51
1993-94	Chris Kenady	46
1992-93	Paul Koch	42
1991-92	Chris Kenady	28
1990-91	Jay Moore	29
1989-90	Ken MacArthur	38
1988-89	Ken MacArthur	38
1987-88	Daryn McBride	57
1986-87	Derek Mayer	42
1985-86	Jeff Lamb	27
1984-85	Four Tied	27
1983-84	Deane Hansen	35
1982-83	Kevin Dineen	53
1981-82	Kevin Dineen	48
1980-81	Ken Berry	42
1979-80	Shawn Dineen	30
1978-79	Shawn Dineen	33
1977-78	Vince Magnan	37
1976-77	Cal Sandbeck	38
1975-76	Tom Zajac	34
1974-75	Bob Young	27
1973-74	Bob Young	28
1972-73	Bob Young	34
1971-72	Mike Busniuk	37
1970-71	Mike Lampman	37
1969-70	Tom Gilmore	28
1968-69	Dale Zeman	27
1967-68	Dale Zeman	30
1966-67	Keith Magnuson	28
1965-66	Wayne Smith	36
1964-65	Jim Eagle	25

## PENALTY MINUTES

YEAR	PLAYER	PIM
2023-24	McKade Webster	54
2022-23	Justin Lee	59
2021-22	Brett Stapley	54
2020-21	Tuomisto/Savoie	23
2019-20	Slava Demin	50
2018-19	Brett Stapley	35
2017-18	Blake Hillman	52
2016-17	Tariq Hammond	49
2015-16	Grant Arnold	41
2014-15	Josiah Didier	37
2013-14	Josiah Didier	61
2012-13	Scott Mayfield	112
2011-12	Scott Mayfield	76
2010-11	Matt Donovan	64
2009-10	John Lee	55
2008-09	J.P. Testwuide	110
2007-08	J.P. Testwuide	66
2006-07	Andrew Thomas	71
2005-06	Paul Stastny	79
2004-05	Geoff Paukovich	120
2003-04	Greg Keith	97
2002-03	Greg Keith	68
2001-02	Ryan Caldwell	76
2000-01	Ryan Caldwell	76
1999-00	Mark Rycroft	87
1998-99	Gavin Morgan	85
1997-98	Shawn Kurulak	87
1996-97	Todd Kidd	90
1995-96	Antti Laaksonen	71
1994-95	Paul Koch	126
1993-94	Chris Kenady	125
1992-93	Paul Koch	111
1991-92	Chris Kenady	56
1990-91	Jay Moore	82
1989-90	Ken MacArthur	96
1988-89	Ken MacArthur	77
1987-88	Daryn McBride	122
1986-87	Derek Mayer	87
1985-86	Jeff Lamb	54
1984-85	Dwight Mathiasen	64
1983-84	David Anderson	75
1982-83	Tom Martin	128
1981-82	Kevin Dineen	105
1980-81	Ken Berry	84
1979-80	Vince Magnan	78
1978-79	Shawn Dineen	68
1977-78	Vince Magnan	79
1976-77	Cal Sandbeck	77
1975-76	Tom Zajac	68
1974-75	Cal Sandbeck	55
1973-74	Bob Young	67
1972-73	Mike Busniuk	70
1971-72	Mike Busniuk	77
1970-71	Danny Helm	78

# YEAR-BY-YEAR LEADERS

1969-70	Tom Gilmore	56	1991-92	Bryan Schoen	(.528) 9	2014-15	Evan Cowley	2.16
1968-69	Dale Zeman	54	1990-91	Bryan Schoen	(.263) 4	2013-14	Sam Brittan	2.22
1967-68	Dale Zeman	76	1989-90	Bryan Schoen	(.471) 8	2012-13	Juho Olkinuora	2.36
1966-67	Keith Magnuson	56	1988-89	Lucien Carignan	(.593) 15	2011-12	Juho Olkinuora	2.18
1965-66	Wayne Smith	72	1987-88	Lucien Carignan	(.539) 13	2010-11	Sam Brittain	2.28
1964-65	Jim Eagle	66	1986-87	Chris Gillies	(.556) 9	2009-10	Marc Cheverie	2.21
1963-64	Wayne Smith	85	1985-86	Tom Allen	(.773) 17	2008-09	Marc Cheverie	2.34
1962-63	Bob Lindsay	52	1984-85	Tom Allen	(.588) 6	2007-08	Peter Mannino	2.27
1961-62	Jack Wilson	46	1983-84	Chris Olson	(.539) 7	2006-07	Peter Mannino	2.29
1960-61	George Konik	40	1982-83	Pat Tierney	(.355) 11	2005-06	Peter Mannino	2.71
1959-60	George Konik	50	1981-82	Scott Robinson	(.595) 12	2004-05	Peter Mannino	2.19
1958-59	George Konik	75	1980-81	Scott Robinson	(.581) 17	2003-04	Adam Berkhoel	2.45
1957-58	Wayne Klinck	66	1979-80	Scott Robinson	(.395) 7	2002-03	Adam Berkhoel	2.30
1956-57	Armando Del Bosco	64	1978-79	Stuart Birenbaum	(.500) 8	2001-02	Wade Dubielewicz	1.72
1955-56	Ed Zemrau	63	1977-78	Ernie Glanville	(.912) 15	2000-01	Wade Dubielewicz	2.30
1954-55	Orville Off	45	1976-77	Jim Bales	(.594) 18	1999-00	Stephen Wagner	3.27
1953-54	Bruce Dickson	90	1975-76	Ernie Glanville	(.474) 9	1998-99	Stephen Wagner	2.95
1952-53	Bob Carruthers	57	1974-75	Ernie Glanville	(.417) 5	1997-98	Stephen Wagner	4.20
1951-52	Eddie Miller	38	1973-74	Pete LoPresti	(.629) 22	1996-97	Jim Mullin	2.75
1950-51	Tony Pocrnich	45	1972-73	Ron Grahame	(.757) 26	1995-96	Jim Mullin	3.13
1949-50	John Timmons	35	1971-72	Ron Grahame	(.703) 26	1994-95	Sinuhe Wallinheimo	2.84
			1970-71	John McWilliam	(.806) 14	1993-94	Sinuhe Wallinheimo	3.93
			1969-70	Ron Grahame	(.650) 19	1992-93	Bryan Schoen	3.90
			1968-69	Gerry Powers	(.813) 26	1991-92	Bryan Schoen	4.91
			1967-68	Gerry Powers	(.838) 28	1990-91	Bryan Schoen	5.11
			1966-67	Gerry Powers	(.733) 22	1989-90	Bryan Schoen	4.67
			1965-66	Buddy Blom	(.609) 18	1988-89	Chris Gillies	4.02
			1964-65	Buddy Blom	(.679) 18	1987-88	Lucien Carignan	4.08
			1963-64	Buddy Blom	(.724) 19	1986-87	Chris Olson	4.16
			1962-63	Rudy Unis	(.719) 23	1985-86	Chris Olson	3.12
			1961-62	Larry Beauchamp	(.600) 17	1984-85	Chris Olson	4.23
			1960-61	George Kirkwood	(.953) 30	1983-84	Chris Olson	5.09
			1959-60	George Kirkwood	(.838) 27	1982-83	Pat Tierney	5.74
			1958-59	Rodney Schneck	(.805) 22	1981-82	Pat Tierney	4.49
			1957-58	Rodney Schneck	(.694) 22	1980-81	Scott Robinson	3.50
			1956-57	Rodney Schneck	(.769) 10	1979-80	Scott Robinson	4.00
			1955-56	Don Whyte	(.531) 8	1978-79	Scott Robinson	5.01
			1954-55	Don Whyte	(.637) 16	1977-78	Ernie Glanville	2.67
			1953-54	Bill Begg	(.571) 12	1976-77	Jim Bales	4.35
			1952-53	Walter Morin	(.750) 16	1975-76	Ernie Glanville	4.10
			1951-52	George Mooney	(.767) 11	1974-75	Ernie Glanville, Bob Lieg	4.80
			1950-51	Walter Morin	(1.000) 11	1973-74	Pete LoPresti	4.10
			1949-50	George DeLange	(1.000) 4	1972-73	Ron Grahame	2.90

## GOALIE WINNING PERCENTAGE

YEAR	PLAYER	(WIN %)	WINS
2023-24	Matt Davis	(.790)	23
2022-23	Magnus Chrona	(.710)	22
2021-22	Magnus Chrona	(.770)	28
2020-21	Magnus Chrona	(.389)	7
2019-20	Magnus Chrona	(.692)	16
2018-19	Filip Larsson	(.659)	13
2017-18	Tanner Jailliet	(.671)	22
2016-17	Tanner Jailliet	(.811)	28
2015-16	Tanner Jailliet	(.629)	17
2014-15	Tanner Jailliet	(.652)	15
2013-14	Sam Brittain	(.564)	19
2012-13	Juho Olkinuora	(.646)	13
2011-12	Juho Olkinuora	(.525)	9
2010-11	Sam Brittain	(.652)	19
2009-10	Marc Cheverie	(.773)	24
2008-09	Marc Cheverie	(.638)	23
2007-08	Peter Mannino	(.638)	25
2006-07	Glenn Fisher	(.583)	13
2005-06	Peter Mannino	(.595)	12
2004-05	Peter Mannino	(.804)	18
2003-04	Adam Berkhoel	(.667)	24
2002-03	Adam Berkhoel	(.636)	12
2001-02	Wade Dubielewicz	(.833)	20
2000-01	Adam Berkhoel	(.577)	7
1999-00	Stephen Wagner	(.422)	13
1998-99	Stephen Wagner	(.645)	24
1997-98	Stephen Wagner	(.352)	9
1996-97	Stephen Wagner	(.684)	13
1995-96	Sinuhe Wallinheimo	(.604)	14
1994-95	Sinuhe Wallinheimo	(.611)	16
1993-94	Sinuhe Wallinheimo	(.457)	10
1992-93	Bryan Schoen	(.543)	18

1991-92	Bryan Schoen	(.528) 9	2014-15	Evan Cowley	2.16
1990-91	Bryan Schoen	(.263) 4	2013-14	Sam Brittan	2.22
1989-90	Bryan Schoen	(.471) 8	2012-13	Juho Olkinuora	2.36
1988-89	Lucien Carignan	(.593) 15	2011-12	Juho Olkinuora	2.18
1987-88	Lucien Carignan	(.539) 13	2010-11	Sam Brittain	2.28
1986-87	Chris Gillies	(.556) 9	2009-10	Marc Cheverie	2.21
1985-86	Tom Allen	(.773) 17	2008-09	Marc Cheverie	2.34
1984-85	Tom Allen	(.588) 6	2007-08	Peter Mannino	2.27
1983-84	Chris Olson	(.539) 7	2006-07	Peter Mannino	2.29
1982-83	Pat Tierney	(.355) 11	2005-06	Peter Mannino	2.71
1981-82	Scott Robinson	(.595) 12	2004-05	Peter Mannino	2.19
1980-81	Scott Robinson	(.581) 17	2003-04	Adam Berkhoel	2.45
1979-80	Scott Robinson	(.395) 7	2002-03	Adam Berkhoel	2.30
1978-79	Stuart Birenbaum	(.500) 8	2001-02	Wade Dubielewicz	1.72
1977-78	Ernie Glanville	(.912) 15	2000-01	Wade Dubielewicz	2.30
1976-77	Jim Bales	(.594) 18	1999-00	Stephen Wagner	3.27
1975-76	Ernie Glanville	(.474) 9	1998-99	Stephen Wagner	2.95
1974-75	Ernie Glanville	(.417) 5	1997-98	Stephen Wagner	4.20
1973-74	Pete LoPresti	(.629) 22	1996-97	Jim Mullin	2.75
1972-73	Ron Grahame	(.757) 26	1995-96	Jim Mullin	3.13
1971-72	Ron Grahame	(.703) 26	1994-95	Sinuhe Wallinheimo	2.84
1970-71	John McWilliam	(.806) 14	1993-94	Sinuhe Wallinheimo	3.93
1969-70	Ron Grahame	(.650) 19	1992-93	Bryan Schoen	3.90
1968-69	Gerry Powers	(.813) 26	1991-92	Bryan Schoen	4.91
1967-68	Gerry Powers	(.838) 28	1990-91	Bryan Schoen	5.11
1966-67	Gerry Powers	(.733) 22	1989-90	Bryan Schoen	4.67
1965-66	Buddy Blom	(.609) 18	1988-89	Chris Gillies	4.02
1964-65	Buddy Blom	(.679) 18	1987-88	Lucien Carignan	4.08
1963-64	Buddy Blom	(.724) 19	1986-87	Chris Olson	4.16
1962-63	Rudy Unis	(.719) 23	1985-86	Chris Olson	3.12
1961-62	Larry Beauchamp	(.600) 17	1984-85	Chris Olson	4.23
1960-61	George Kirkwood	(.953) 30	1983-84	Chris Olson	5.09
1959-60	George Kirkwood	(.838) 27	1982-83	Pat Tierney	5.74
1958-59	Rodney Schneck	(.805) 22	1981-82	Pat Tierney	4.49
1957-58	Rodney Schneck	(.694) 22	1980-81	Scott Robinson	3.50
1956-57	Rodney Schneck	(.769) 10	1979-80	Scott Robinson	4.00
1955-56	Don Whyte	(.531) 8	1978-79	Scott Robinson	5.01
1954-55	Don Whyte	(.637) 16	1977-78	Ernie Glanville	2.67
1953-54	Bill Begg	(.571) 12	1976-77	Jim Bales	4.35
1952-53	Walter Morin	(.750) 16	1975-76	Ernie Glanville	4.10
1951-52	George Mooney	(.767) 11	1974-75	Ernie Glanville, Bob Lieg	4.80
1950-51	Walter Morin	(1.000) 11	1973-74	Pete LoPresti	4.10
1949-50	George DeLange	(1.000) 4	1972-73	Ron Grahame	2.90

\*Must have more than 33% playing time to qualify

## GOALS-AGAINST AVERAGE

YEAR	PLAYER	GAA
2023-24	Matt Davis	2.34
2022-23	Magnus Chrona	2.19
2021-22	Magnus Chrona	2.11
2020-21	Magnus Chrona	2.47
2019-20	Magnus Chrona	2.15
2018-19	Devin Cooley	1.85
2017-18	Tanner Jailliet	1.88
2016-17	Tanner Jailliet	1.84
2015-16	Tanner Jailliet	2.28
1969-70	Ron Grahame	3.43
1968-69	Gerry Powers	2.23
1967-68	Gerry Powers	1.91
1966-67	Gerry Powers	2.97
1965-66	Buddy Blom	2.74
1964-65	Buddy Blom	2.64
1963-64	Buddy Blom	2.30
1962-63	Rudy Unis	3.09
1961-62	Larry Beauchamp	3.70
1960-61	George Kirkwood	1.84
1959-60	George Kirkwood	2.50

# YEAR-BY-YEAR LEADERS

1958-59	Rodney Schneck	3.10	1980-81	Scott Robinson	(.882)	2002-03	Berkhoel, Dubielewicz	3
1957-58	Rodney Schneck	3.10	1979-80	Scott Robinson	(.869)	2001-02	Wade Dubielewicz	2
1956-57	Rodney Schneck	2.20	1978-79	Stuart Birenbaum	(.856)	2000-01	Wade Dubielewicz	2
1955-56	Dave Broadbelt	2.50	1977-78	Ernie Glanville	(.908)	1999-00	Stephen Wagner	2
1954-55	Don Whyte	3.60	1976-77	Jim Bales	(.873)	1998-99	Stephen Wagner	4
1953-54	Bill Begg	4.54	1975-76	Ernie Glanville	(.882)	1997-98	Ben Henrich	1
1952-53	Walter Morin	3.05	1974-75	Bob Lieg	(.863)	1996-97	Jim Mullin	2
1951-52	George Mooney	3.46	1973-74	Pete LoPresti	(.881)	1995-96	Jim Mullin	1
1950-51	Walter Morin	4.83	1972-73	Ron Grahame	(.921)	1994-95	Sinuhe Wallinheimo	1
1949-50	George DeLange	9.63	1971-72	Ron Grahame	(.894)	1993-94	Sinuhe Wallinheimo	1

*\*Must have more than 33% playing time to qualify*

## SAVE PERCENTAGE



YEAR	PLAYER	SV%
2023-24	Matt Davis	(.917)
2022-23	Magnus Chrona	(.916)
2021-22	Magnus Chrona	(.911)
2020-21	Magnus Chrona	(.907)
2019-20	Magnus Chrona	(.920)
2018-19	Devin Cooley	(.934)
2017-18	Tanner Jaillet	(.928)
2016-17	Tanner Jaillet	(.929)
2015-16	Tanne Jaillet	(.922)
2014-15	Evan Cowley	(.927)
2013-14	Sam Brittain	(.929)
2012-13	Juho Olkinuora	(.927)
2011-12	Juho Olkinuora	(.924)
2010-11	Sam Brittain	(.921)
2009-10	Marc Cheverie	(.932)
2008-09	Marc Cheverie	(.921)
2007-08	Peter Mannino	(.917)
2006-07	Mannino, Fisher	(.919)
2005-06	Peter Mannino	(.904)
2004-05	Peter Mannino	(.927)
2003-04	Adam Berkhoel	(.918)
2002-03	Wade Dubielewicz	(.912)
2001-02	Wade Dubielewicz	(.943)
2000-01	Wade Dubielewicz	(.921)
1999-00	Stephen Wagner	(.878)
1998-99	Stephen Wagner	(.891)
1997-98	Stephen Wagner	(.869)
1996-97	Stephen Wagner	(.904)
1995-96	Jim Mullin	(.885)
1994-95	Sinuhe Wallinheimo	(.904)
1993-94	Mullin, Wallinheimo	(.878)
1992-93	Bryan Schoen	(.875)
1991-92	Bryan Schoen	(.859)
1990-91	Bryan Schoen	(.855)
1989-90	Bryan Schoen	(.860)
1988-89	Lucien Carignan	(.881)
1987-88	Lucien Carignan	(.870)
1986-87	Chris Gillies	(.878)
1985-86	Chris Olson	(.900)
1984-85	Chris Olson	(.877)
1983-84	Pat Tierney	(.875)
1982-83	Pat Tierney	(.860)
1981-82	Pat Tierney	(.874)
1980-81	Scott Robinson	(.882)
1979-80	Scott Robinson	(.869)
1978-79	Stuart Birenbaum	(.856)
1977-78	Ernie Glanville	(.908)
1976-77	Jim Bales	(.873)
1975-76	Ernie Glanville	(.882)
1974-75	Bob Lieg	(.863)
1973-74	Pete LoPresti	(.881)
1972-73	Ron Grahame	(.921)
1971-72	Ron Grahame	(.894)
1970-71	John McWilliam	(.879)
1969-70	Ron Grahame	(.883)
1968-69	Gerry Powers	(.915)
1967-68	Gerry Powers	(.918)
1966-67	Gerry Powers	(.879)
1965-66	Buddy Blom	(.898)
1964-65	Buddy Blom	(.906)
1963-64	Buddy Blom	(.934)
1962-63	Rudy Unis	(.882)
1961-62	Larry Beauchamp	(.876)
1960-61	George Kirkwood	(.910)
1959-60	George Kirkwood	(.900)
1958-59	Rodney Schneck	(.882)
1957-58	Rodney Schneck	(.890)
1956-57	Rodney Schneck	(.913)
1955-56	Dave Broadbelt	(.907)
1954-55	Don Whyte	(.887)
1953-54	Bill Begg	(.835)
1952-53	Walter Morin	(.866)
1951-52	George Mooney	(.845)
1950-51	Walter Morin	(.845)
1949-50	George DeLange	(.777)
2002-03	Berkhoel, Dubielewicz	3
2001-02	Wade Dubielewicz	2
2000-01	Wade Dubielewicz	2
1999-00	Stephen Wagner	2
1998-99	Stephen Wagner	4
1997-98	Ben Henrich	1
1996-97	Jim Mullin	2
1995-96	Jim Mullin	1
1994-95	Sinuhe Wallinheimo	1
1993-94	Sinuhe Wallinheimo	1
1992-93	N/A	
1991-92	Bryan Schoen	1
1990-91	N/A	
1989-90	N/A	
1988-89	N/A	
1987-88	N/A	
1986-87	Chris Olson	1
1985-86	Allen, Olson	1
1984-85	Tom Allen	1
1983-84	Jim Dalrymple	1
1982-83	N/A	
1981-82	Scott Robinson	1
1980-81	Scott Robinson	2
1979-80	N/A	
1978-79	N/A	
1977-78	Ernie Glanville	2
1976-77	N/A	
1975-76	N/A	
1974-75	N/A	
1973-74	Pete LoPresti	1
1972-73	Ron Grahame	1
1971-72	N/A	

*\*Must have more than 33% playing time to qualify*

## SHUTOUTS

YEAR	PLAYER	SHUTOUTS
2023-24	Freddie Halyk	3
2022-23	Magnus Chrona	4
2021-22	Magnus Chrona	6
2020-21	Magnus Chrona	1
2019-20	Chrona/Cooley	2
2018-19	Cooley, Larsson	4
2017-18	Tanner Jaillet	5
2016-17	Evan Cowley	2
2015-16	Tanner Jaillet	3
2014-15	Evan Cowley	3
2013-14	Sam Brittain	5
2012-13	Juho Olkinuora	3
2011-12	Juho Olkinuora	2
2010-11	Sam Brittain	1
2009-10	Marc Cheverie	6
2008-09	Marc Cheverie	4
2007-08	Peter Mannino	6
2006-07	Mannino, Fisher	3
2005-06	Mannino, Fisher	1
2004-05	Peter Mannino	5
2003-04	Adam Berkhoel	7
1969-70	Grahame, Hall	1
1968-69	Gerry Powers	5
1967-68	Gerry Powers	7
1966-67	Gerry Powers	1
1965-66	N/A	
1964-65	N/A	
1963-64	Buddy Blom	4
1962-63	Rudy Unis	1
1961-62	Larry Beauchamp	3
1960-61	George Kirkwood	4
1959-60	George Kirkwood	2
1958-59	Rodney Schneck	1
1957-58	Rodney Schneck	3
1956-57	Rodney Schneck	2
1955-56	Dave Broadbelt	1
1954-55	N/A	
1953-54	N/A	
1952-53	N/A	
1951-52	Bill Begg	1
1950-51	Walter Morin	1
1949-50	N/A	





**HOCKEY**

UNIVERSITY OF DENVER

**NATIONAL  
CHAMPIONSHIPS**



# 1958 NATIONAL CHAMPIONSHIP

## DU Whips Nodaks 6-2, Wins Ice Crown

By Dick Hilker - Denver Post Sports Writer (The Denver Post - Sunday, March 16, 1958)

MINNEAPOLIS - A super-charged University of Denver team routed North Dakota 6-2 Saturday night to win the national championship of collegiate hockey.

The Pioneers, who shook off a 1-0 first period deficit, put out enough human effort to win two ordinary games as they came pounding back with three quick goals in the second period and three more in the third.

Coach Murray Armstrong's crew saved its best all-around performance of the season for its most important game.

Although beaten three times in four Western Intercollegiate Hockey League games by the Nodaks earlier in the season, the razor-sharp Pioneers skated like demons and passed with precision to defeat their old nemesis.

The pressure of a championship game had little effect on the Redshirts. All six DU goals were scored by different players, but if individuals had to be singled out, they would have to be Jim Brown and Murray Massier, the tournament's most valuable player.

A crowd of 7,878 watched the Pioneers win their first NCAA title as they played in their first tournament in the 11-year history of the event.

Denver had trouble getting started in the first period and trailed 1-0. But the Pioneers loosened up the rugged Sioux defenses with some crisp, long passes and scored three goals in 3:40 midway in the second period.

While 3,000 North Dakota fans sat in silent disbelief, Denver pounded in two consolation goals to make it "no contest."

North Dakota's first period goal came on a 40-foot shot by Ed Thomlinson, which deflected off the skate of a Pioneer defender and slid into the net.

Brown opened Denver's middle period by picking up a loose puck in front of the Sioux cage and drilling a 20-footer into the corner of the net with 7:18 gone.

The Murray Massier-Bruce Walker-Walt Dingwell line, which had scored only three goals in Denver's last five games, scored two goals 19 seconds apart to send the Pioneers into a 3-1 lead.

Walker hit the first one as he swept in on North Dakota goalie Bob Peabody and caged a backhander from close range after a double assist from Dingwell and Massier.

Massier's nifty pass found Dingwell in front of the cage; he hit the net on a picture book play. Ed Zemrau also assisted.

Walker's goal gave DU a 2-1 lead at 10:39, then Dingwell hiked the count with his marker at 10:58.

Ron King of North Dakota got open in front of the DU cage to make it 3-2 with 5:21 gone in the last period.



Front Row (L-R): Alan Cook, Wayne Klinck, Coach Murray Armstrong, Ed Zemrau (captain) and Rodney Schneck; Middle Row (L-R): Murray MacDonald, Gordon Cresswell, Bruce Walker, Con Collie and Dennis Slinn; Back Row (L-R): Blair Livingstone, Barry Sharp, John Barnhill, Walt Dingwall, Murray Massier, Jim Brown, John Godfrey and John MacMillan.

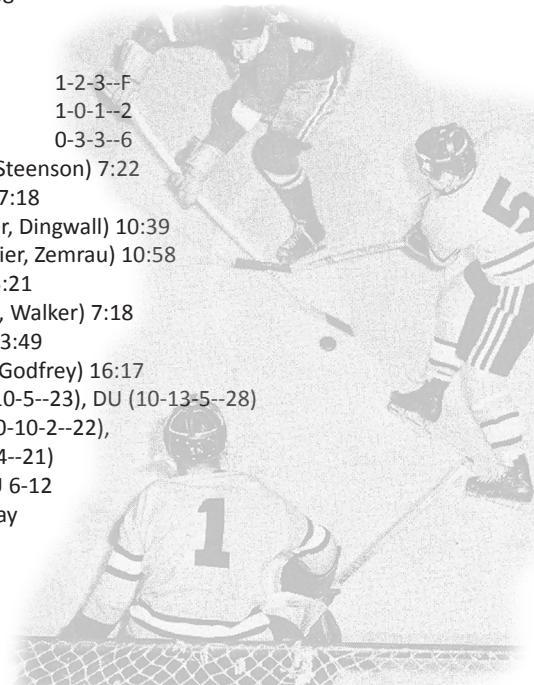
But Massier, a pressure proof 150-pound sophomore, tapped in the killing goal at 7:18 as he poked the bouncing puck past Peabody.

Barry Sharp, one of only three seniors on the Denver team, and Denny Slinn, tacked on the icing to pad out the score.

Schneck, who made 19 saves in the first two periods, was credited with only two in the final round as Denver dominated offensive play.

NCAA Championship  
Denver vs. North Dakota  
Saturday, March 15, 1958  
Williams Arena (7,878)

Scoring	1-2-3--F
North Dakota	1-0-1--2
Denver	0-3-3--6
1st	UND-Thomlinson (Stenson) 7:22
2nd	DU-Brown (Sharp) 7:18
	DU-Walker (Massier, Dingwall) 10:39
	DU-Dingwall (Massier, Zemrau) 10:58
3rd	UND-Poole (King) 5:21
	DU-Massier (Klinck, Walker) 7:18
	DU-Sharp (Collie) 13:49
	DU-Slinn (Massier, Godfrey) 16:17
Shots on Goal: UND (8-10-5--23), DU (10-13-5--28)	
Saves: UND-Peabody (10-10-2--22),	
	DU-Schneck (7-10-4--21)
Penalties: UND 5-10, DU 6-12	
Officials: Fitzgerald, Gilray	



Forward Jim Brown takes a shot on the Michigan Tech goalie. Brown scored a goal in the championship game against North Dakota.

# 1960 NATIONAL CHAMPIONSHIP

## DU Atop Pinnacle of College Icers

By Dick Hilker - Denver Post Sports Writer (The Denver Post - Monday, March 21, 1960)

BOSTON - University of Denver now stands unmatched as THE hockey power of American colleges.

The Pioneers wound up their third consecutive highly-successful season Saturday night, winning the NCAA Championship with a 5-3 victory over Michigan Tech.

Five years ago, DU's hockey program tottered precariously following years of frustration.

But then came Coach Murray Armstrong, and after one building season, one of the most impressive records in collegiate annuals.

The accomplishments in the last three seasons:

Two national championships, 74 wins against only 19 losses and six ties and 270,000 paid admissions at DU Arena.

The reasons: Good talent, good coaching, good promotion.

"In the overall picture, I had a lot of good material," Armstrong said in summing up the season. "And I think all of the boys played up to their capability."

"There may never be another college team assembled with as much ability and color as this one."

All but six players on this year's squad return next fall including three Western Collegiate Hockey Association All-stars George Kirkwood, Marty Howe and Bill Masterton, one second-team pick, George Konik, and the club's top goal scorer, Jerry Walker.

Seniors John MacMillan, Bruce Walker, Con Collie, Murray MacDonald, Ray Hamlin and Al Barnhill will be hard to replace, but up from the freshman ranks are a half-dozen topnotch prospects.

Chances of the 1960-61 team matching this season's record are slim, however. The Pioneers won the WCHA title by two full games with a 17-4-1 record, had a 3-0-2 mark against Olympic teams and were 27-4-3 for the entire season.

"We really started to play well against the Olympic teams," Armstrong said. "We got our defense working right and our record against those clubs gave us a big lift. From then on we played good hockey."

The redshirts were not at their superb best in Saturday night's championship game; yet they were the better team in the tension-filled third period.

"I don't think we made a mistake in the last period," Armstrong said, "the boys really skated hard."



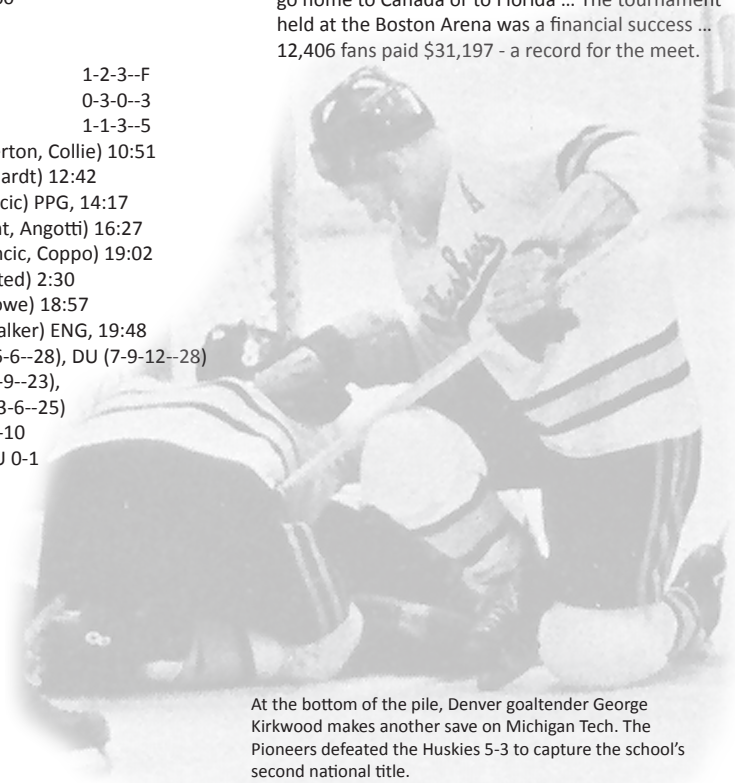
Front Row (L-R): Grant Munro, Con Collie, Murray MacDonald, Bruce Walker, George Kirkwood, John MacMillan (captain), Ray Hamlin, Al Barnhill and Marty Howe; Back Row (L-R): Coach Murray Armstrong, Norb Kemp, Max Geisthardt, Terry Lomnes, Bill Masterton, Ken Williamson, Dick Jacob, Jerry Walker, Trent Beatty, George Konik, Paul Josephson and Paul DiNapoli.

Denver trailed 3-2 after two stanzas but tied it up quickly on a sizzling shot by Konik and took the lead with only 1:03 to play on a rebound goal by MacMillan. MacMillan added another tally in the final seconds after the Tech goalie had been removed.

NCAA Championship  
Denver vs. Michigan Tech  
Saturday, March 19, 1960  
Boston Arena (3,783)

Scoring 1-2-3--F  
Michigan Tech 0-3-0--3  
Denver 1-1-3--5  
1st DU-Walker (Masterton, Collie) 10:51  
2nd DU-Munro (Geisthardt) 12:42  
MT-Coppo (Kosiancic) PPG, 14:17  
MT-Sullivan (Pascht, Angotti) 16:27  
MT-Fabbro (Kosiancic, Coppo) 19:02  
3rd DU-Konik (unassisted) 2:30  
DU-MacMillan (Howe) 18:57  
DU-MacMillan (Walker) ENG, 19:48  
Shots on Goal: MT (6-16-6--28), DU (7-9-12--28)  
Saves: MT-Cuculick (6-8-9--23),  
DU-Kirkwood (6-13-6--25)  
Penalties: MT 1-2, DU 5-10  
Power Plays: MT 1-5, DU 0-1  
Officials: Reilly, Gilray

SCRAPING THE ICE - A fan located MacMillan Sunday to give him the game-winning puck. A Tech player threw it in the stands in disgust after MacMillan scored ... The Toronto Maple Leafs are interested in signing MacMillan for next season ... Armstrong gave his tournament championship plaque to George Congrave, a former DU player who was seriously injured in practice two years ago. He would have been a senior on this year's team ... Only half of the squad members returned to Denver Sunday...The others took advantage of spring vacation to either go home to Canada or to Florida ... The tournament held at the Boston Arena was a financial success ... 12,406 fans paid \$31,197 - a record for the meet.



At the bottom of the pile, Denver goaltender George Kirkwood makes another save on Michigan Tech. The Pioneers defeated the Huskies 5-3 to capture the school's second national title.

# 1961 NATIONAL CHAMPIONSHIP

## DU Breezes to Hockey Title

By Jim Graham - Denver Post Sports Writer (The Denver Post - Sunday, March 19, 1961)

DENVER - Denver's "dream team" turned the 14th NCAA hockey championship finale into a nightmare for St. Lawrence Saturday night by lambasting the Larries 12-2 at DU Arena.

A deliriously happy crowd of 5,363 watched the Pioneers capture their second straight national title with their finest game of the season.

The triumph marked the Pioneers 30th win in 32 starts overall, and their 25th in a row without a defeat.

They have lost only one game over their last 52 starts over a two-season span.

Heading a host of Pioneer heroes was their all-America center and the tournament's most valuable player, captain Bill Masterton, who scored three goals and two assists.

Defenseman Grant Munro and wing Trent Beatty, both all-tournament choices, tallied two goals and two assists apiece.

Other Pioneers scoring goals in the Denver fusillade were Jerry Walker, all-tournament selection, Jerry Duffus, George Konik, Ken Williamson and Terry Lomnes.

The victory marked the third national championship in four years for Coach Murray Armstrong who has dubbed this "the finest college hockey team I have ever seen."

The Pioneers won their previous titles in 1958 in Minneapolis, and last year in Boston.

A total of 19,826 fans watched the four games in the three-day tournament, a mark surpassed only by the 22,950 who saw the 1958 tourney in Minneapolis.

Walker's goal and three assists firmly established him as the top western college scorer of all time with 85 points. Masterton equaled the former mark of 80 held jointly by Minnesota's John Mayasich and Colorado College's Bill (Red) Hay, now a Chicago Black Hawk star.

Rounding out their Denver careers was the fabulous "Senior Six," composed of Masterton, Konik, Munro, Marty Howe and Paul Josephson.

The Pioneers had 18 assists for a total of 30 points in the contest. The elated Armstrong, surrounded by well wishers in the dressing room, said "with a bunch of boys like this, you can't miss."

He said he rated the triumph on a par with the thrill he received in tying the Russians 4-4 in Colorado Springs in 1959.

Herb Gallagher, Northeastern University coach and

head of the NCAA Hockey Rules Committee said "I've seen a lot of college and amateur teams in my time, but never one that could match this Denver outfit."

The game opened at a furious tempo with seven goals scored in the opening stanza and the crowd roared its approval at the swiftness of action.

St. Lawrence startled DU supporters by taking a 1-0 lead at 1:29 when John Mason's shot from eight feet out caught the left corner of the net.

Masterton hit the right hand corner of the Larries' cage on a six-footer to equalize for Denver at the 3:19 mark.

Beatty sent Denver into the lead at 7:21 when he rebounded Masterton's shot after a similar long shot by Munro.

Walker notched his 56th goal of the season at 12:09 on a pass from Beatty for the third Denver goal of the stanza. But the Larries came right back to narrow the margin to 3-2 when Buster Dower converted all-America Terry Slater's pass on a two-on-one situation at 13:14.

Jerry Duffus blasted home a 50-footer at the 14:51 mark and Masterton grabbed hold of a Munro shot sliding past the St. Lawrence net, whirled and fired the puck past the Larries' goalie for the fifth score at 15:49.

The Pioneers exploded for four more goals in the second period with a quarter of the DU icers breaking into the scoring.

Beatty tallied his second goal of the evening at 5:33 and moments later Munro made it 7-2 when he added another marker at 6:57.

Two penalties to the Larries star defenseman Arlin Parker cost the Saints a pair of goals when Konik scored at 11:36 and Williamson ripped home another marker at 17:47.

The Pioneers added three more goals in the final stanza to complete the rout with Masterton scoring at 10:46, Munro at 12:15, and Lomnes adding the final goal at 16:57.

The period had an added fillip for the fans in the awarding of the second penalty shot in as many weeks to a visiting team.

Konik tripped the Saints' Rollie Anderson at the 5:13 mark. Anderson roared in on Kirkwood on the



Front Row (L-R): Marty Howe, George Konik, George Kirkwood, Grant Munro, Bill Masterton (captain) and Paul Josephson; Middle Row (L-R): Trent Beatty, Terry Lomnes, Marshall Johnston, Coach Murray Armstrong, Ken Williamson, Jerry Duffus, Jon Art and Jerry Walker; Back Row (L-R): Norb Kemp, Dymetry Warnyca, Jack Wilson, Dick Jacob, Max Geisthardt, Greg Lacomby and Paul DiNapoli.

penalty attempt. But the Pioneer goalie niftily turned the shot aside to the roar of the fans.

NCAA Championship  
Denver vs. St. Lawrence  
Saturday, March 18, 1961  
DU Arena (5,363)

Scoring	1-2-3--F
Denver	5-4-3--12
St. Lawrence	2-0-0--2
1st	STL-J. Mason (R. Mason, Corby) 1:22 DU-Masterton (Beatty, Walker) 3:19 DU-Beatty (Masterton, Munro) 7:21 DU-Walker (Beatty) 12:09 STL-Dower (Slater) 13:14 DU-Duffus (Williamson, Art) 14:51 DU-Masterton (Walker, Munro) 15:49
2nd	DU-Beatty (Masterton, Walker) 5:33 DU-Munro (Lomnes) 6:57 DU-Konik (Josephson, Wilson) PPG, 11:31 DU-Williamson (Art, Wilson) PPG, 17:47
3rd	DU-Masterton (Konik) PPG, 10:46 DU-Munro (Josephson) PPG, 12:15 DU-Lomnes (unassisted) 16:57
Shots on Goal:	DU (20-17-13--50), STL (6-8-5--19)
Saves:	DU-Kirkwood (4-8-5--17), STL-Broadbelt (15-13-10--38)
Penalties:	DU 5-10, STL 5-13
Power Plays:	DU 4-6, STL 0-4
Officials:	Gilray, Reilly

# 1968 NATIONAL CHAMPIONSHIP

## DU Sextet Wins NCAA Title

By Dick Connor - Denver Post Sports Writer (The Denver Post - Sunday, March 17, 1968)

DULUTH, Minn. - The University of Denver hockey team survived one of its bitterest battles to capture one of its finest honors here Saturday night, smashing four goals in the final period to beat North Dakota 4-0 and win the fourth NCAA national championship in DU history.

DU's other titles, all under Coach Murray Armstrong, were in 1958, 1960 and 1961, while finishing second twice and third once in seven appearances.

But the victory, Denver's 22nd straight to complete a 28-5-1 season, came like extracting ore from a stubborn vein.

While a crowd of 5,453 sent sound waves rolling through Duluth Arena, the two Western Collegiate Hockey Association teams slammed at each other in one of the season's most bristling defensive duels.

Then just when it appeared things were headed for a possible sudden-death showdown, Denver's Bob Trembecky crashed the Sioux defense for two goals in the third period. It was like removing the key log in a big river jam as the Pioneers, a bit shaky early, took on a vicious smoothness that left no doubts they were now back in the throne room after a seven-year absence.

Goalie Gerry Powers was brilliant in recording the first shutout in NCAA tournament history and earning the meet's most valuable player honors. He vacuumed up everything the Sioux could hurl at him and he and Mike Curran, his North Dakota counterpart, rewarded the near sellout with a tremendous show as each made one fantastic save after another.


The goalies and both defenses packed a season's worth of thrills into the fast but scoreless first two periods.

Denver opened on much the same uncertain and off-key note that featured Pioneer play against Boston College in Thursday's 4-1 semifinal win. Passing was off, DU overskated the puck, and was caught offside to break up timing. But as the game wore on the Pioneers smoothed things out and by the end of the second period, while the Sioux rosters were pleading just above him, Curran was under tremendous pressure.

Terry Abram, John Marks, Terry Ogden and the rest of the Sioux defense hurled back DU sorties at one end of the ice while Dale Zeman, Keith Magnuson, Rich Blanche, Randy Ward, Tim Gould and Ed Hamilton were battering Sioux attackers at the other.

There were frequent spots where two and three hockey sticks just slithered across the ice - with their owners prone following a vicious check. It was no place for the faint-hearted.

Curran and Powers, meanwhile, treated the



Front Row (L-R): Gerry Powers, Bob Trembecky, Jim Wiste (captain), Jim Shires, Cliff Koroll (captain), Tom Miller and Frank Daly. Middle Row (L-R): Gene Bradshaw (trainer), Terry Leifson, Ed Hamilton, Dale Zeman, Randy Ward, Keith Magnuson, Tim Gould, Craig Patrick and Tom Sampson (manager). Back Row (L-R): Tom Gilmore, Al Genovy, Coach Murray Armstrong, Gerry Jonasson, Rich Blanche and Don Thiessen.

tournament's first good crowd to superb work in the nets, each meeting and mastering breakaways as well as halting the rapid-fire rebound attempts the Sioux and Pioneers got off on the rare times they could muscle through the other's defense.

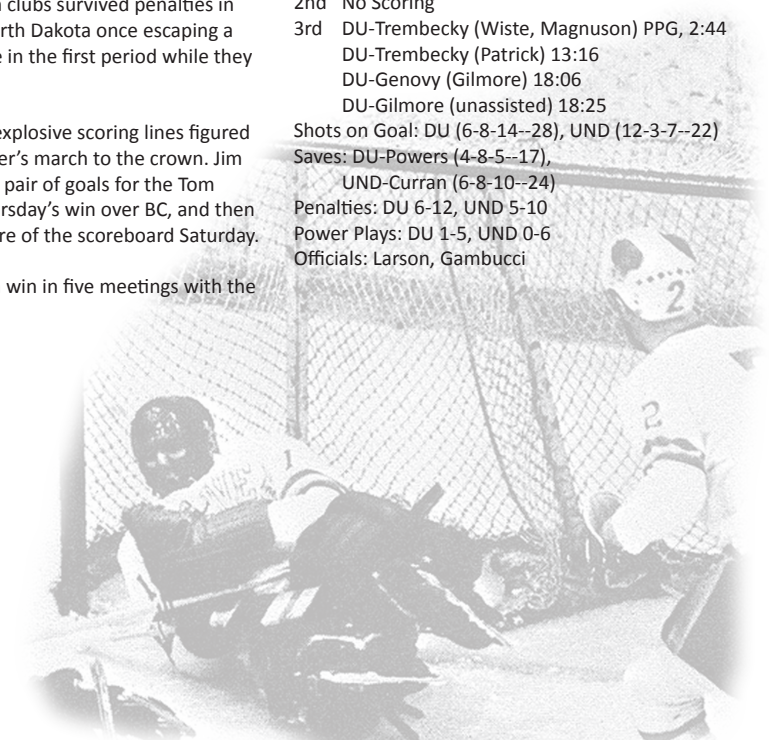
DU was outshot and outskated for one of the few times this season in the first 20 minutes when the Sioux bombed Powers for 12 shots on goal while Curran saved six. Both clubs survived penalties in both periods, with North Dakota once escaping a 25-second stretch late in the first period while they were two men down.

All three of Denver's explosive scoring lines figured in the scoring in Denver's march to the crown. Jim Shires rapped home a pair of goals for the Tom Miller line to lead Thursday's win over BC, and then the other two took care of the scoreboard Saturday.

It was Denver's fourth win in five meetings with the Sioux this year.

NCAA Championship  
Denver vs. North Dakota  
Saturday, March 16, 1968  
DECC Arena (5,453)

Scoring	1-2-3--F
Denver	0-0-4--4
North Dakota	0-0-0--0
1st	No Scoring
2nd	No Scoring
3rd	DU-Trembecky (Wiste, Magnuson) PPG, 2:44
	DU-Trembecky (Patrick) 13:16
	DU-Genovy (Gilmore) 18:06
	DU-Gilmore (unassisted) 18:25
Shots on Goal:	DU (6-8-14--28), UND (12-3-7--22)
Saves:	DU-Powers (4-8-5--17),
	UND-Curran (6-8-10--24)
Penalties:	DU 6-12, UND 5-10
Power Plays:	DU 1-5, UND 0-6
Officials:	Larson, Gambucci



Gerry Powers makes a save in the first shutout in NCAA Championship history, stopping all 22 UND shots in Denver's 4-0 victory.

# 1969 NATIONAL CHAMPIONSHIP

## DU Captures NCAA Ice Crown

By Dick Connor - Denver Post Sports Writer (The Denver Post - Sunday, March 16, 1969)

COLORADO SPRINGS - The University of Denver's irresistible force cracked the immovable object, and the Pioneers captured their fifth NCAA hockey championship with a pressurized 4-3 victory over Cornell here Saturday night.

Third period goals by Bob Trembecky and Tom Miller shattered a tense bitter duel in which Cornell goalie Ken Dryden and Denver's Gerry Powers frustrated the shooters.

Cornell, however, showed they can skate with anyone, as the Big Red turned this 22nd national championship into one of the tightest duels in NCAA hockey history. Cornell twice overcame one-goal leads to tie DU at 1-1 and 2-2.

They struck back late in the third period on a goal by Gordon Lowe, the hero of Friday's win over Michigan Tech. It came with 1:20 left in the game and created a finish that had a record throng of 4,625 on its feet and roaring the entire last 80 seconds.

With DU ahead 4-2 and just nursing the margin with a magnificent defense, a double penalty created an opening. It sent off both Denver's Dale Zeman and Cornell's Daniel Lodboa for roughing, leaving both teams with four men and a goalie on the ice.

Lowe's long slapshot from the left point sailed past Powers 57 seconds later to make it 4-3. Then with 32 seconds left and Denver having to contend with a faceoff to the right of its own net, Cornell's Coach Ned Harkness pulled Dryden and sent in an extra attacker.

This had the effect of leaving Denver a man short for that hectic closing minute. But the Pioneers successfully defended their title and a long clearing pass almost found the open Cornell net 10 seconds from the close.

Powers was mobbed as his happy teammates started to celebrate the Pioneers' fifth title in Coach Murray Armstrong's 13 years on the Hilltop. DU beat North Dakota 4-0 a year ago and also won in 1958, 1960 and 1961.

Cornell, in the tournament for the third straight year, took the 1967 title.

All-American Keith Magnuson and George Morrison touched off another wild roar from the fans when they treated Armstrong to a ride around the rink to a rolling wave of applause.

It was a sparkling team effort on both sides with Denver featuring many of the same architects of its 1968 win. Powers, voted to the all-tournament first team for the second straight year, refused to yield to Cornell's desperate comeback efforts.

Magnuson wrapped up a brilliant college career by leading Denver defense that smothered many

Cornell sorties, and Trembecky, who scored the first two goals in the 1968 championship game, delivered the tie-breaker to put DU ahead 3-2 Saturday after scoring twice in Thursday's 9-2 conquest of Harvard.

The clubs finished a swift first period deadlocked at 1-1 after DU seized an early lead on a goal by Tom Gilmore with just 2:41 played and Cornell struck back with a power play score by Lodboa at the midway point.

The Pioneers came out storming and slashed into Cornell to dominate the opening 10 minutes and force Dryden into a half dozen pressure stops from close range.

DU did a good job of forechecking the Cornell wide men to force defensemen to bring the puck up the middle and squeeze them there. It took away the wings the Big Red had used to advantage in Friday's 4-3 overtime conquest of Michigan Tech.

Gilmore scored when he deflected a long shot by Lynn Powis. It first caromed off a Cornell defenseman and then into the nets on the ice off Dryden's glove to touch off the crowd.

But DU's continuing control ended on a call by Referee Andy Gambucci, who whistled Gilmore for tripping behind his own net.

Where DU had failed to capitalize on an early Cornell penalty, the Big Red wasn't about to let the chance slip away. Lodboa tied things when he ricocheted a shot in off the right pipe with 13.9 played.

Cornell again used a defensive lapse by Denver to battle back into a 2-2 tie in a second period that, if anything, was even faster than the first.

Powers and Dryden both met sustained pressure. The Cornell goalkeeper finally succumbed to an overwhelming barrage with DU on the power play midway in the period. Morrison on the left corner of the crease poked home a rebound - his 40th goal of the year - from Tom Miller's three-footer on the right.

Just moments earlier, first Bill Pettinger and then



Front Row (L-R): Terry Leifson, Craig Patrick, Dale Zeman, Randy Ward, Gerry Powers, Tim Gould, Keith Magnuson (captain), Bob Trembecky and Tom Miller; Middle Row (L-R): Assistant coach Harry Ottenbreit, Frank Daly, Gerry Jonasson, Tom Gilmore, Allan Genovy, Rich Blanche, Don Thiesen, Ed Hamilton, and Coach Murray Armstrong. Back Row (L-R); Athletic Trainer Gene Bradshaw, Lynn Powis, Bill Pettinger, Dan Helm, John Saville, George Morrison and Manager Tom Sampson.

George Morrison had poured shots in on the Big Red goalie from eyeball-to-eyeball range, and Keith Magnuson had forced him in to a kick save on a hard slap from the right point.

But the Big Red, which had dominated stretches of the period, particularly at the start, then caught DU defenseman Ed Hamilton sprawled at mid-ice and sent a two-on-one sweep in on Powers. Brian Cornell, leading scorer for the team all year, was just eight feet in front when he lashed a shot home off a fine feed by Peter Tufford. The goal came with 12:28 played.

NCAA Championship  
Denver vs. Cornell  
Saturday, March 15, 1969  
Broadmoor Arena (4,625)

Scoring	1-2-3--F
Cornell	1-1-1--3
Denver	1-1-2--4
1st	DU-Gilmore (Powis, Magnuson) 2:41 CU-Lodboa (Pattison) 13:09
2nd	DU-Morrison (Miller, Magnuson) PPG, 10:25 CU-Cornell (Tufford) 12:28
3rd	DU-Trembecky (Magnuson, Patrick) 4:17 DU-Miller (Zeman) 11:50 CU-Lowe (Giullani) 18:40
Shots on Goal: CU (12-9-15--36), DU (9-9-7--25)	
Saves: CU-Dryden (8-8-5--21), DU-Powers (11-8-14--33)	
Penalties: CU 5-10, DU 5-10	
Power Plays: CU 0-3, DU 1-3	
Officials: Gambucci, Barry	

## Fantastic Finish

By Mike Chambers - Denver Post Sports Writer (The Denver Post - Sunday, April 11, 2004)

BOSTON - It's been 35 years and, for some, too long to remember since collegiate hockey in Denver felt so fine.

With a glorious, yet outdated history in a sport that recently has been dominated in Denver with a capital "A," the Pioneers, on Saturday night, beautifully connected the past to the present with a monumental upset against top-ranked Maine in the NCAA championship game.

The Black Bears' 10-game winning streak is history, and DU traditionalist and current crop of young followers feel a Mile High.

"Wow," DU coach George Gwozdecky said. "It's a great story."

Before the largest hockey crowd in FleetCenter history (18,597), DU got a goal from sophomore Gabe Gauthier midway through the first period and sensational goaltending from Adam Berkhoel (24 saves) to topple Maine 1-0 in what might be its biggest victory ever.

The Pioneers (27-12-5) are national champions for the sixth time, but first since 1969.

"We're very proud," said Gwozdecky, whose team withstood a 6-on-3 disadvantage in the final minute to preserve its lead. "The way the game finished, I thought was pretty symbolic of the way our season has been. We haven't made it easy."

DU went 5-0 since being eliminated from the first round of the Western Collegiate Hockey Association playoffs. The Pioneers allowed just five goals during that span, which included upsets over WCHA champion North Dakota (1-0) and league runner-up Minnesota Duluth (5-3). The Pioneers, who stood seventh in the 10-team WCHA in January, went 13-2-2 in their final 17 games.

"Looking back when it was darkest for us back in January, this team was led by our captain, Ryan Caldwell," Gwozdecky said. "He showed great, great leadership, great character and we persevered and battled back in January and February, and again tonight in that last minute and a half."

Berkhoel, a senior, was named Most Outstanding Player of the tournament, and he was joined on the all-tournament team by Caldwell, a senior defenseman, and DU senior forward Connor James.

James, who returned to the lineup in Thursday's Frozen Four semifinal after missing nearly five weeks with a broken leg, assisted on Gauthier's team-leading 18th goal 12:26 into the first period.

After James outworked a defender to gain control of the puck in the corner, he found Gauthier at the top of the crease. Gauthier, who had no defender near him, found an opening through Jimmy Howard's legs and wristed the puck past the All-American goalie. Howard, the ringleader to the NCAA's top-rated defense, led the country in goals-against average (1.19) and saves percentage (.957) coming into the game.



Front Row (L-R): Glenn Fisher, Lukas Dora, Greg Keith, Max Bull, Assistant Coach Scott Seth Appert, Head Coach George Gwozdecky, Assistant Coach Steve Miller, Director of Hockey Operations David Tenzer, Ryan Caldwell, Connor James, Scott McConnell and Adam Berkhoel; Middle Row (L-R): Gabe Gauthier, Ted O'Leary, Jussi Halme, Luke Fulghum, Matt Laatsch, Equipment Manager Lee Greseth, Athletic Trainer Erik Rasmussen, Strength Coach Mike Sanders, Assistant Equipment Manager Scott Morrison, Nick Larson, Kevin Ulanski, Jon Foster and Jeff Drummond; Back Row (L-R): Danny King, Ryan Helgason, Jeff Rogers, Mike Handza, Brett Skinner, Student Athletic Trainer Heather Volmer, Student Equipment Manager Chris Ellis, Volunteer Assistant Coach Chris LaPerle, Student Equipment Manager Bert Ver Haar, Adrian Veideman, Matt Carle, Jon James, Brock McMorris and J.D. Corbin.

"Words can't describe how I'm feeling," said James, who figured his collegiate career was over after fracturing his right fibula on March 5. "We have every piece of the puzzle, every type of player, and we are a close-knit team. I'm pretty pumped up right now. It's the most exciting thing to happen to me."

DU's tally came 7:21 following Maine's disallowed goal. The Black Bears, after seemingly capitalizing on the first penalty of the game, had what looked like an honest goal by Derek Damon waved off because another Maine player had a skate in the crease.

"Anytime something like that happens it usually shifts the momentum," Maine coach Tim Whitehead said. "I haven't seen the replay so I can't comment, but there are lots of swings in momentum in the game. Not too many when the score is 1-0."

The unforgiving rule was abandoned by the NHL a few years ago.

"That was the turning point of the game, and they deserved that goal," Berkhoel said. "I'm not saying I want to give them the championship . . . but I really feel that they weren't obstructing me and scored a legitimate goal that I didn't read very well."

The Pioneers, who were 20-3 when leading after two periods, made it interesting in the waning minutes. Junior defenseman Matt Laatsch and Gauthier took penalties with 2:09 left in the game and 35 seconds later to allow Maine to finish the period on a 5-on-3 power play. The Black Bears pulled Howard for a sixth attacker with 1:18 left, doubling their arsenal compared to DU.

"Your best penalty killer is your goalie," Caldwell said. "It was fun hanging on behind him and letting him go."

Some errant Bears' passes, terrific Berkhoel saves and a few gutsy blocked shots by DU forwards,

preserved the lead and led to a wild celebration, fitting for a team that wasn't expected to be here.

"To see a group of guys come so far over a long season is just amazing to me," Caldwell said.

Maine (33-8-3) also lost in the 2002 title game to Minnesota. "Obviously, it hurts a lot to have been here twice over the last three years and come up one goal short each time," Whitehead said. "But it was a tremendous win for Denver. They showed a lot of courage and a lot of heart to even get this far and to win it in a great game."

NCAA Championship  
Denver vs. Maine  
Saturday, April 10, 2004  
FleetCenter (18,597)

Scoring	1-2-3--F
Denver	1-0-0--1
Maine	0-0-0--0
1st	DU-Gauthier 18 (James 25) PPG, 12:26
2nd	No Scoring
3rd	No Scoring
Shots on Goal:	DU (4-6-10--20), ME (6-9-9--24)
Saves:	DU-Berkhoel (6-9-9--24), ME-Howard (3-6-10--20)
Penalties:	DU 11-22, ME 8-16
Power Plays:	DU 1-4, ME 0-6
Referee:	Kotyra. Assistants: Whittemore, Cronin.

The Pioneers celebrate their first NCAA title in 35 years.

# 2005 NATIONAL CHAMPIONSHIP

## Prodigies on Ice Repeat DU's Feat

By Mike Chambers - Denver Post Sports Writer (The Denver Post - Sunday, April 10, 2005)

COLUMBUS, Ohio - Back-to-back, baby!

Freshmen goalie Peter Mannino and classmate Paul Stastny watched the University of Denver capture the 2004 NCAA hockey championship as wide-eyed signed recruits.

Saturday, the rookies signed, sealed and delivered the Pioneers to their second consecutive national title and seventh in program history by spearheading a 4-1 victory over North Dakota in the finale of the Frozen Four.

Mannino had a career-high 44 saves before a Value City Arena crowd of 17,155. And Stastny, a second-line center, had two goals and one assist.

The son of former NHL Hall of Famer Peter Stastny notched the game-winner midway through the second period and gave the Pioneers a two-goal cushion 8:19 into the third.

"Our freshmen stepped up tonight and just really played well," said DU senior wing Luke Fulghum of Colorado Springs. "This is such an unbelievable feeling. I cannot put into words how special this moment feels right now."

Mannino and Stastny made the all-Frozen Four team along with DU defensemen Brett Skinner and Matt Carle and center Gabe Gauthier, who added an empty-net goal to finish as the NCAA Tournament's leading scorer with five goals and 11 points in four games.

Mannino followed former DU goalie Adam Berkhoel as Most Outstanding Player.

"Seeing Berkhoel do this last year gave me a goal," said Mannino, who is 18-4-1 in his young career. "I dreamed about it. I set goals real high, especially after seeing how well our team was playing at midseason."

DU finished 32-9-2 and on a nine-game winning streak. The Pioneers, who began defense of their crown 5-5, have won eight consecutive NCAA Tournament games and are now tied with North Dakota (25-15-5) with the country's second most titles. Michigan leads with nine.

"We're kind of like Tiger Woods of golf right now," said Fulghum, who had two goals in Thursday's Frozen Four semifinal win over Colorado College. "We're really getting it done. They had a lot of doubts about us last year, and we snuck up on them. But this year, everyone wanted a shot at us and we still got it done."

DU coach George Gwozdecky started the game with Stastny's line, which includes freshman Ryan Dingle, and freshman Andrew Thomas at one blue-line position.



Front Row (L-R): Glenn Fisher, Jon Foster, Jeff Drummond, Alternate Captain Nick Larson, Captain Matt Laatsch, Assistant Coach Seth Appert, Head Coach George Gwozdecky, Director of Hockey Operations David Tenzer, Assistant Coach Steve Miller, Alternate Captain Kevin Ulanski, Luke Fulghum, Jussi Halme and Peter Mannino. Middle Row (L-R): Ryan Helgason, J.D. Corbin, Gabe Gauthier, Brett Skinner, Equipment Manager Lee Greseth, Athletic Trainer Erik Rasmussen, Head Strength and Conditioning Coach Mike Sanders, Brock McMorris, Ted O'Leary, Matt Carle, Ryan Dingle, Danny King. Back Row (L-R): Paul Stastny, Mike Handza, Zach Blom, Andrew Thomas, Geoff Paukovich, Student Equipment Manager Chris Ellis, Student Equipment Manager Bert Ver Haar, Volunteer Assistant Coach Matt Cady, Tom May, Jeff Rogers, Adrian Veideman, Jon James and Steven Cook.

"Knowing the kind of player I was, I marvel at most players," Gwozdecky joked. "But kidding aside, this freshman class that Steve Miller and Seth Appert put together a few years ago in my mind is the best freshman class in our 11 years at Denver and perhaps the most effective freshmen class that I've ever had the opportunity to coach."

Denver led 1-0 early and 2-1 going into the second period. The seven-time NCAA champion finished the season 26-1-1 when scoring first and 30-0-1 when tied or leading after two periods.

Jeff Drummond also scored for DU. He followed a Kevin Ulanski shot from beside the net that caromed off Sioux defenseman Matt Smaby's skate and hammered the loose puck in to make it 1-0 6:15 into the game.

North Dakota tied it at 9:52 on the power play. Travis Zajac redirected a Nick Fuher shot through Mannino's legs. But at 10:08 of the second period, Stastny, skating between the circles on the power play, made it 2-1 with a roofed-redirect of Ulanski's slap shot from the point.

Stastny made it 3-1 with 11:41 to go in regulation with a one-timer from the right circle and Gauthier produced his team-leading 26th goal in the final minute.

Mannino made 23 saves in the third period.

"'Manno' looks older than me and he's so mature," said DU senior and captain Matt Laatsch. "He's our on-ice leader and he calms guys down and is an opposing force back there. Stastny, same type of deal. He plays like senior and he has a great touch for the puck and knack for the net. Both those guys are future NHLers."

DU improved to 7-2 in NCAA title games and 25-13 in all national tournament contests. The Pioneers are 4-1 against the Sioux on the national stage. The teams also played for the 1958, 1963 and 1968 NCAA championships.

DU has won every time but 1963.

NCAA Championship  
Denver vs. North Dakota  
Saturday, April 9, 2005  
Value City Arena (17,155)

Scoring	1-2-3--F
North Dakota	1-0-0--1
Denver	1-1-2--4
1st	DU-Drummond 16 (Ulanski 21, Gauthier 31) 6:15
	UND-Zajac 20 (Fuher 22, Stafford 25) PPG, 9:52
2nd	DU-Stastny 16 (Ulanski 22, Laatsch 11) PPG, 10:08
3rd	DU-Stastny 17 (Carle 32, Skinner 36) PPG, 8:19
	DU-Gauthier 26 (Stastny 28) ENG, 19:23
	Shots on Goal: UND (10-12-23--45), DU (7-11-6--24)
	Saves: UND-Parise (6-10-4--20), DU-Mannino (9-12-23--44)
	Penalties: UND 8-16, DU 9-18
	Power Plays: UND 1-7, DU 2-6
	Referee: Piotrowski. Assistants: Langseth, Tunison.

The Pioneers mob Frozen Four Most Outstanding Player Peter Mannino after the 4-1 national championship victory over North Dakota in Columbus, Ohio.

## Denver Pioneers Win Eighth NCAA Championship

By Mike Chambers - Denver Post Sports Writer (The Denver Post - Saturday, April 8, 2017)

CHICAGO — Jim Montgomery scored three consecutive third-period goals for a natural hat trick that lifted Maine to the 1993 national championship. The Black Bears' senior captain was named Frozen Four MVP.

Twenty-four years later, Montgomery pleasantly watched one of his pupils nearly match his extraordinary feat on college hockey's biggest stage. Behind the bench at the United Center, Coach Montgomery on Saturday witnessed sophomore wing Jarid Lukosevicius score three goals in the second period to lead the Denver Pioneers to their eighth national championship, and first since 2005.

In a No. 1 versus No. 2 national championship, the top-ranked University of Denver held on to defeat Minnesota Duluth 3-2 in a thrilling final and Lukosevicius was the easy choice for Frozen Four MVP.

"Incredible moment," Montgomery said of winning the all-National Collegiate Hockey Conference final. "I did not know that was the first hat trick (since 1993) but I'm glad I'm part of both and glad we won the championship both nights."

Lukosevicius entered the game as DU's fifth-leading scorer with 13 goals in 42 games. He scored twice in 16 seconds Saturday and his hat trick unfolded in a span of 7:39 — third fastest in championship-game history — to give the Pioneers a 3-1 lead midway through the second period. Montgomery owns the record for quickest title-game hat trick, doing it in 4:35 in '93 — the last time anyone scored three goals in this situation.

"That's pretty ironic, Lukosevicius said.

"Thanks to my linemates Troy Terry and Dylan Gambrell," Lukosevicius said of his big night. "I pretty much just stood in front of the net and got three lucky goals. 'Gams' and Troy did an incredible job and I wouldn't have scored any of those goals without those guys."

Denver's #Skate4Eight slogan was established a year ago, shortly after North Dakota defeated the Pioneers en route to winning its eighth national title. Denver slid to third on the list, stuck on seven.

Now it's eight, one behind Michigan's record of nine, and the curve chart under Montgomery has become legend. The Pioneers (33-7-4) have advanced one step further every year under Montgomery, whose first DU team lost in the first round of the 2014 NCAA Tournament to finish 20-16-6. The Pioneers were eliminated in the 2015 quarterfinals (finishing 24-14-2) and 2016 national semifinals (25-10-6).

"Ever since we lost last year in the Frozen Four to North Dakota, this is what we set out to do," senior wing Evan Janssen said. "We made it reality."

Lukosevicius scored at 4:44 and 5:00 of the second



Front Row (L-R): Evan Cowley, Brad Hawkinson, Matt Marcinew, Matt VanVoorhis, Assistant Coach David Carle, Assistant Coach Tavis MacMillan, Administrator Ron Grahame, Head Coach Jim Montgomery, Director of Hockey Operations David Tenzer, Tariq Hammond, Will Butcher, Evan Janssen, Emil Romig, Tanner Jaillet. Middle Row (L-R): Patrick Munson, Troy Terry, Rudy Junda, Evan Ritt, Assistant Director of Hockey Operations Dave Rogowski, Student Equipment Manager Cole Hoholik, Student Equipment Manager Dan Janosko, Athletic Trainer Aaron Leu, Director of Sports Performance Matt Shaw, Equipment Manager Nick Meldrum, Volunteer Assistant Coach Joe Howe, Adam Plant, Dylan Gambrell, Blake Hillman, Greg Ogard. Back Row (L-R): Michael Davies, Tyson McLellan, Jarid Lukosevicius, Colin Staub, Henrik Borgstrom, Resource Officer John Bronson, Associate Equipment Manager John Mead, Erich Fear, Sean Mostrom, Kevin Conley, Logan O'Connor, Liam Finlay.

period. He redirected a wrist shot by freshman defenseman Michael Davies to make it 1-0 before capping a great play by Terry for a rebound goal. After Minnesota Duluth capitalized with a power-play goal on Denver's first penalty at 7:16, the Pioneers regained the two-goal advantage with Lukosevicius' wrist shot from between the circles.

Just like that. Just how Denver has been doing it all season. The Pioneers never feel threatened for long. They usually regain the momentum shortly after they lose it.

"I have no words. It's unbelievable, something special," senior center Matt Marcinew said. "I just love my teammates and so happy for the seniors and Monty."

Early in the third period, DU junior defenseman Tariq Hammond was carted off the ice on a stretcher with a dislocated right ankle. Hammond, who had his leg pinned against the boards, is DU's biggest and most physical defenseman, and his presence was missed as the Bulldogs dominated possession late in the game.

Goalie Tanner Jaillet made 16 of his 38 saves in the third period. The lone goal came at 14:39, when Riley Tuft scored to make it 3-2. But DU held on from there.

"When we lost Tariq it was an emotional hit to our group," Montgomery said. "But after playing poorly for five minutes, we regrouped well. In the last four minutes, you knew that they were going to come hard. They're a great team."

Hammond celebrated with the team on the ice with crutches, still in uniform. He was scheduled to be further evaluated by doctors at the team hotel.

"I'm just proud of these guys. I just love them to death," Hammond said while in tears. "I'm so happy right now. (The injury) doesn't mean anything right now. I'm just so happy. I love this team, love this program so much."

DU outshot UMD 8-0 to begin the game but the Bulldogs finished with a 40-28 shots advantage.

"Our guys were awesome in the third, and we gave ourselves a chance to get back in the game," UMD coach Scott Sandelin said. "We just came up one goal short."

NCAA Championship  
Denver vs. Minnesota Duluth  
Saturday, April 8, 2017  
United Center (19,783)

Scoring	1-2-3-F
Denver	0-3-0-3
Minnesota Duluth	0-1-1-2
1st	No Scoring
2nd	DU-Lukosevicius (Davies, Hillman) 4:44 DU-Lukosevicius (Terry, Davies) 5:00 UMD-Iafallo (Anderson, Pionk) PPG, 7:16 DU-Lukosevicius (Gambrell, Terry) 12:23
3rd	UMD-Tuft (Peterson, Kotyk) 14:39
Shots on Goal:	DU (13-12-3--28), UMD (10-13-17--40)
Saves:	DU-Jaillet (10-12-16--38) UMD-Miska (13-9-3--25)
Penalties:	DU 1-2, UMD 2-4
Power Plays:	DU 0-2, UMD 1-1
On-Ice Officials:	Barry Pochmara, Colin Kronfrost, Nick Bradshaw, Johnathan Morrison

The Pioneers pour over the boards to meet goalie Tanner Jaillet after beating the University of Minnesota Duluth, 3-2, to win their eighth National Championship.

# 2022 NATIONAL CHAMPIONSHIP

## Pioneers Crowned National Champions for Ninth Time

By Mark Kiszla - Denver Post Columnist (The Denver Post - Saturday, April 9, 2022)

BOSTON — Nobody in America does hockey better than the University of Denver.

Sorry, Broncos. Nice try, Avs. But in our major-league, sports-crazy city, the Pioneers are the franchise.

They won the ninth national championship in school history, with an eruption of five — count 'em, five — goals in the third period to overwhelm Minnesota State and Hobey Baker Award winning goalie Dryden McKay.

“We faced our biggest test. You’ve got to earn this trophy. And we earned it,” Denver coach David Carle said Saturday, after a back-from-the-brink, rousing 5-1 victory inside TD Garden.

“It’s not easy to play at Denver ... It’s a big responsibility to play in our program.”

Through two periods, the Pioneers were stuck in molasses. Deep molasses. Able to produce only eight shots through two frames, they couldn’t find enough ice to make a frosty glass of lemonade, much less the time and space to challenge McKay.

The Pioneers play a beautiful game. But it was down-and-dirty grit, not to mention steely, never-surrender will, that allowed DU to shake, rattle and ultimately roll the Mavericks, who entered the night on an 18-game winning streak.

On his record-setting 168th game in a crimson-and-gold sweater, Ryan Barrow won it all.

“You come to Denver to win national championships,” said Barrow, who arrived on campus shortly after the Pios won their eighth championship in 2017, then stuck with it, through the COVID-19 pandemic and all. “It took five years, but we’re here now. Unbelievable feeling.”

It was a lunch-bucket goal by Barrow, who rolled up his sleeves and got down to business in the crease, that finally got Denver on the board at 4 minutes, 46 seconds of the final period, evening the score at 1-1. The invincibility of McKay was shattered, and soon thereafter, Pioneers defenseman Mike Benning zinged a shot from the left circle into the back of the net.

“Once we gave up a goal, we started leaking oil,” Minnesota State coach Mike Hastings said. The Pioneers, he added, “smelled blood in the water and got incredibly aggressive.”

Back at the corner of University and Evans in Denver, it was time to crank up the party.

The Pioneers scored three more times in the final 6:26 of the third period, with goals by Massimo Rizzo, Brett Stapley and Cameron Wright giving the illusion of a rout in what had been a long night of unrelenting struggle required by DU to finish the season with a sterling 31-9-1 record.



Front Row (L-R): Magnus Chrona, Bobby Brink, Cole Guttman, Director of Hockey Operations Travis Culhane, Assistant Coach Tavis MacMillan, Head Coach David Carle, Assistant Coach Dallas Ferguson, Volunteer Assistant Ryan Massa, Ryan Barrow, Justin Lee, Matt Davis. Middle Row (L-R): Athletic Trainer Aaron Leu, Director of Sports Performance Matt Shaw, Jack Caruso, Mike Benning, Carter Savoie, Cameron Wright, Brett Stapley, Kyle Mayhew, McKade Webster, Brett Edwards, Lane Krenzen, Connor Caponi, Equipment Manager Nick Meldrum, Resource Officer John Bronson. Back Row (L-R): Student Equipment Manager Aaron Sedlis, Sean Behrens, Jack Devine, Massimo Rizzo, Carter Mazur, Shai Buium, Antti Tuomisto, Reid Irwin, Jack Works, Carter King, Owen Ozar, Student Equipment Manager Gabe Dorra.

Ever try to skate on a wool blanket? Any time Denver entered the attack zone with the puck, Minnesota State threw a thick, scratchy, wet blankie at the Pioneers’ feet. Bobby Brink and Carter Savoie, the two most dangerous offensive threats in DU’s high-scoring attack, were smothered in unwanted attention by Mavericks defensemen who hammer hip checks now and beg your forgiveness later.

Thwarted in their pedal-to-the-metal transition game, the Pios played the opening 20 minutes with knitted brows, not quite flustered, but definitely frustrated, with three shots the fewest in any period this season since December.

Sam Morton, who lived in Lafayette and skated for the Colorado Thunderbirds as a teenager, staked Minnesota State to a 1-0 lead with a power play goal, the result of a careless tripping penalty committed by Benning shortly past the midway point of the first period.

“I just think we weren’t playing very well, outside of our goaltender,” Carle said.

While I’m not here to question the wisdom of Hobey Baker voters, if McKay is the best college hockey player in the country, I’m more handsome than George Clooney. The hardest-working and best goalie on the ice was Denver junior Magnus Chrona, because he had to be, stoning shot after shot by Minnesota State to give the Pioneers a fighting chance.

“I’ve got to give a shoutout to Magnus,” Barrow said. “For the first 40 minutes, I don’t think our team really realized we were in the national championship game. He stood on his head.”

After his grandmother passed away in March, “I’ve dedicated every win to her,” said Chrona, who made

27 saves, none bigger than a stop of Minnesota State center David Silye on a short-handed, breakaway chance.

They call Alabama the Crimson Tide. And Duke is synonymous with basketball excellence. But Denver is the gold standard of college hockey.

Nine championships, tying DU with the University of Michigan for the most titles won by any program? Are you kidding me? That’s success beyond the wildest dreams of most athletic programs. But nine ain’t enough for the Pioneers.

“It certainly was a goal to get to nine,” Carle said. “The ultimate goal is to be the first (college hockey program) to get to 10, I will tell you.”

NCAA Championship  
Denver vs. Minnesota State  
Saturday, April 9, 2022  
TD Garden (17,850)

Scoring	1-2-3--F
Minnesota State	1-0-0--1
Denver	0-0-5--5
1st	MSU-Morton 9 (Sowder 16, Sandelin 13) PPG, 13:59
2nd	No Scoring
3rd	DU-Barrow 8 (Benning 23, Devine 16) 4:46
	DU-Benning 15 (Buium 15, Wright 11) 7:33
	DU-Rizzo 12 (Mazur 23, Lee 13) 13:34
	DU-Stapley 18 (unassisted) ENG, 17:28
	DU-Wright 23 (Mazur 24) ENG, 18:00
Shots on Goal:	DU (3-5-12--20), MSU (8-10-10--28)
Saves:	DU-Chrona (7-10-10--27), MSU-McKay (3-5-7--15)
Penalties:	DU 1-2, MSU 3-6
Power Plays:	DU 0-3, MSU 1-1
Referees:	Geno Binda Jr., Jeremy Tufts
Linesmen:	Bill Kingdon, Kevin Briganti

## Perfect 10: DU Shuts Down No. 1 BC to Claim Record Title

By Corey Masiak - Denver Post Sports Writer (The Denver Post - Saturday, April 13, 2024)

ST. PAUL, Minn. — The University of Denver Pioneers are officially the kings of college hockey.

The Pioneers came to Minnesota to claim their NCAA-record 10th national championship, and they went through all of Massachusetts to do it.

Matt Davis made 35 saves on Saturday at Xcel Energy Center to finish off a legend-making postseason run, as the Pios shut down the No. 1-ranked Boston College Eagles in the 2024 NCAA championship game for a 2-0 victory.

Jared Wright and Rieger Lorenz each scored in the second period to put the Pios on course for their 10th title, one more than Michigan now and alone at the top of the sport. Wright and Lorenz are two-thirds of DU's third line, but are also part of why the Pioneers' offensive depth has been a catalyst for this club all season.

"We will walk together forever as champions," DU head coach David Carle told his players amid the postgame locker room celebration. "We have the (expletive) belt. No one can argue anymore. We are the best program in college hockey."

Wright scored from near the bottom of the left circle 9:42 into the second period. His shot hit Boston College goalie Jacob Fowler, popped up in the air and bounced over the goal line for Wright's 15th goal of the season.

Lorenz made it a two-goal advantage after a brilliant play from freshman sensation Zeev Buium. The Pios defenseman deked his way into the offensive zone, drew two BC players to him and then snapped a backhanded, no-look pass to Lorenz in the left circle. Lorenz fired a shot over Fowler's shoulder on the short side with 4:48 left in the period.

It was Lorenz's 16th goal of the season, and point No. 50 for Buium. The defenseman became DU's first freshman to earn All-America honors since 2017 on Friday, and continued to show why he's a potential top-10 selection in the 2024 NHL draft with his performance at both ends of the ice against the high-powered Eagles.

"I think it was in the prep work," Lorenz said of the defensive performance. "We have the best coach in college hockey. He prepares us through the weeks and in the pre-scout as well. He's helped me and our team so much through all of our careers. We're incredibly blessed to have him."

Davis has been a revelation during this postseason run, and the punctuation mark was his grand larceny of 2023 first-round pick Ryan Leonard in the third period when Boston College was on the power play. The puck came to Leonard near the top of the crease with much of the net open, but Davis dove to his right and got a piece of the puck with his right arm.

There were eight postseason contests. Davis went 8-0



Front Row (L-R): Jack Caruso, Matt Davis, Massimo Rizzo, McKade Webster, Director of Hockey Operations, Travis Culhane, Assistant Coach Tavis MacMillan, Head Coach David Carle, Assistant Coach Dallas Ferguson, Assistant Coach Ryan Massa, Connor Caponi, Carter King, Freddie Halyk, Paxton Geisel. Middle Row (L-R): Director of Sports Performance Matt Shaw, Athletic Trainer Aaron Leu, Athletic Training Assistant Ashlyn Week, Garrett Brown, Tristan Lemyre, Aidan Thompson, Lucas Olvestad, Kent Anderson, Shai Buium, Rieger Lorenz, Jared Wright, Jack Devine, Sean Behrens, Tristan Broz, Resource Officer John Bronson, Equipment Manager Nick Meldrum, Communications Director Ron Knabenbauer. Back Row (L-R): Student Manager Gabe Dorra, Peter LaJoy, Boston Buckberger, Kieran Cebrian, Zeev Buium, Miko Matikka, Alex Weiermair, Sam Harris, Cale Ashcroft, Student Manager Cooper Kilpatrick, Student Manager Ryan Desmond.

and allowed 10 goals, including just three in the four NCAA contests.

"I shared so many special moments with the guys after that (final) buzzer went," Davis said. "I'll just cherish it forever."

The Pioneers were not a particularly stout defensive team for much of this season, but DU stifled four NCAA teams in succession, including two of the top-four offenses in the country at this Frozen Four.

Denver won each of its three NCAA games before this one by a 2-1 margin to reach the final. It took two overtimes to defeat UMass and one to knock off Boston University. Tristan Broz had the game-winning goal in both. There was a one-goal win against Cornell as well.

"Teamwork, that's what that was," said King, who was injured in the semifinal win and spent Friday in a walking boot, but played against the Eagles. "We come to Denver to play a team game. That's what we showed this weekend. That's what wins games. I couldn't be prouder of the guys."

Boston College and Boston University came to the Twin Cities as the top two teams in the country. Davis and the Pioneers shipped them back to Boston empty-handed.

The Pios won twice in Springfield, Mass., and twice here in St. Paul, completing a tour of America's two hockey-mad regions. Eight Pios won their second NCAA championship in three seasons. Nineteen of them came to DU with a simple premise: Help this program get No. 10.

"Being from Colorado, I came here to win a national championship. It means the world to me," said

sophomore Aiden Thompson, a Fort Collins native who played for both the Colorado Thunderbirds and Rocky Mountain Roughriders youth programs. "I'm not just a player. I'm a fan of the program. I grew up watching this team.

"To play for Denver after growing up here is something special. Troy Terry is a Colorado kid. We grew up watching him. It's so special to follow in his footsteps and win a national championship like he did."

Job done. Legacies secured. The Pios stand alone atop the NCAA hockey mountain.

NCAA Championship  
Denver vs. Boston College  
Saturday, April 13, 2014  
Xcel Energy Center (18,694)

Scoring	1-2-3--F
Denver	0-2-0--2
Boston College	0-0-0--0
1st No Scoring	
2nd DU-Wright (Lorenz, S. Buium) 9:42	
DU-Lorenz (Z. Buium, Behrens) 15:16	
3rd No Scoring	
Shots on Goal: DU (8-13-5--26), BC (5-7-23--35)	
Saves: DU-Davis (5-7-23--35)	
BC-Fowler (8-11-5--24)	
Penalties: DU 2-4, BC 1-2	
Power Plays: DU 0-1, BC 0-2	
Referees: Joe Carusone, CJ Hanafin	
Linesmen: Ryan Knapp, Patrick Dapuzzo	