

# HISTORICAL HIGHLIGHTS

## **THE EARLY YEARS**

Basketball started at the University of Denver on Jan. 16, 1904, when the Pioneers handed the Denver Athletic Club a 48-16 defeat. The first few years of the sport at Denver featured a handful of games each season against mostly amateur competition.

In 1913, Denver became a member of the Rocky Mountain Faculty Athletic Conference. The league featured two divisions, with the Pioneers competing against Colorado State, Wyoming, Northern Colorado, Colorado College and Western State in the Eastern Division (dubbed the Colorado-Wyoming Collegiate League by newspapers at the time). Montana State, Utah State, Utah and Brigham Young made up the league's Western Division.

Denver captured Eastern Division titles in 1915 and 1916. Beginning with the 1925 season, the two divisional winners met to determine a conference champion in a contest that continued until 1937. The Pioneers won the Eastern Division crown in 1937 behind All-American Jim Babcock, but lost two of three to Montana State for the conference title.

## **THE SKYLINE YEARS**

The Pioneers, along with Wyoming, Colorado State, Utah, Utah State and Brigham Young, pulled out of the Rocky Mountain Conference and added Colorado to form the Mountain States Conference in 1937. The league, which later became known as the Skyline Conference, lost Colorado in 1947 and admitted New Mexico and Montana in 1950.

The golden era of Denver basketball came right after World War II. Between 1947-50, the Pioneers won 18 games three times and posted two second-place finishes in the Skyline Conference.

Under the direction of Ellison Ketchum in 1947-48, Denver posted an 18-11 mark. The following year, Hoyt Brawner assumed control of the Pioneers' coaching reins from Ketchum midway through the season and led Denver to a 18-15 record. That same season, Vince Boryla became the first and only Pioneer to earn consensus All-America honors.

In his first full season at the helm of the program in 1949-50, Brawner's Pioneers shook off a 3-7 start by winning 15 of their last 21 games to finish with an 18-13 record. The season's highlight was a 45-33 win over Wyoming before 7,236 fans at the Denver Arena - the largest crowd to witness a basketball game in school history.

The 1956-57 team posted a marginal 11-12 record but was significant thanks to the individual play of Dick Brott. Brott, Denver's all-time leading rebounder, recorded one of the most amazing single-season efforts in Pioneer history by averaging 19.2 points and 18.5 boards.

Brawner's 1958-59 squad recovered from a slow start to make the school's first appearance in the National Invitation Tournament. The Pioneers rallied from a 3-5 start by winning 11 of their last 16 to finish with a 14-10 record. Denver's stay at the NIT was short-lived however, as New York University handed the Pioneers a 90-81 defeat in the tourney's first round.

In 1961, New Mexico, Wyoming, Brigham Young and Utah withdrew from the Skyline Conference. One year later, the league officially dissolved. That same season, Brawner stepped down as coach after 12 seasons and 163 victories.

## **THE INDEPENDENT YEARS**

Following the disbanding of the Skyline Conference, the Pioneers competed as a Division I independent, starting with the 1962-63 season. Denver did not make any postseason appearances between 1962 and 1979 but several individual stars made the period memorable.

Harry Hollines, unquestionably the greatest scorer in Denver history, began his Pioneer career by averaging 25.4 points as a sophomore in 1965-66. The following season, Hollines averaged 24.8 points per game and received All-America honors from the Helms Athletic Foundation. Hollines capped his Denver career by averaging 25.0 points per contest and earned Helms Foundation All-America recognition for the second consecutive year.

The 1970-71 Pioneer squad recorded a 17-9 mark and won 13 consecutive games at one point during the season. The team's top player was Dave Bustion, who averaged 19.5 points and 12.1 rebounds per contest. For his efforts, Bustion was named to the Helms Athletic Foundation and TV Guide All-America teams. Teammate Bill Jones was also a TV Guide All-American.

The Pioneers struggled the following season with an 11-15 record, but Bustion improved his numbers from the previous season. He averaged 20.3 points and 12.8 rebounds per game in his final season at Denver.

Denver again posted a 17-9 mark in 1972-73 behind the one-two punch of Joe Wallace and John Johnson. Wallace averaged 23.1 points and 9.4 rebounds, while Johnson averaged 21.1 points and 12.5 rebounds per contest. Without Wallace, the Pioneers dropped to 11-15 in 1973-74, but Johnson averaged 23.4 points and 10.8 rebounds.

The Pioneers ended their first NCAA Division I run in 1978-79 with a 15-12 mark under the direction of coach Ben Jobe. Matt Teahan ended the era in style by torching Nebraska Wesleyan for a school-record 61 points on 27-of-47 shooting from the field in a 113-96 victory at Denver Fieldhouse. Teahan also broke the school's single-season scoring record by piling up a whopping 659 points.

## **NAIA/NCAA DIVISION II YEARS**

It didn't take long for the Pioneers to become a force at the NAIA level. Denver averaged 22.4 wins in its first five years in the NAIA and qualified for the NAIA National Tournament in 1984, losing a first-round contest to Waynesburg (Pa.).

One of the major reasons for the Pioneers' success in the early 1980s was head coach Floyd Theard. Theard led Denver to a 107-38 record in five years at the school - his .738 career winning percentage is the best in school history - and recorded four 20-win seasons including a 28-4 mark in 1983-84, the best record in the modern era of Denver basketball.

Theard also presided over the start of one of the most amazing streaks in college basketball history. On Feb. 12, 1980, the Pioneers began an impressive 79-game home winning streak that stretched over five seasons. The streak, which ended on Jan. 8, 1985, is one of the 10 best in college basketball.

Theard coached Denver to 72 of the 79 wins during that streak. His bright coaching career was tragically cut short when he died of a massive heart attack following the 1984-85 season at the age of 40.

Assistant coach Dick Peth was chosen to fill the void left by Theard and he continued the Pioneers' winning ways. In 12 seasons at Denver, Peth's teams never recorded a losing record, won 18 or more games seven times, and made three trips to the NCAA Division II Tournament. Peth ended his Denver career with a school-record 221 wins and a .642 winning percentage.

Peth's best season came in 1991-92 when the Pioneers won 26 games against only six defeats and fell one game short of the NCAA Division II quarterfinals. That team featured four players who averaged double-digits in scoring - Alex Sund, Kelly Lively, Tony Simms and Mark Ziegler. Lively, a transfer from Nebraska, also set a school single-season record with 93 blocked shots.

## **BACK TO DIVISION I**

The Pioneers officially returned to the NCAA Division I ranks in the 1998-99 season and turned in a 10-17 record under coach Marty Fletcher. That mark is tied for 10th-best among the 23 programs that made their NCAA Division I debuts in the 1990s. Among the 1998-99 season highlights were victories over Front Range rivals Wyoming - a team that qualified for the National Invitation Tournament - and Air Force. The Pioneers also posted a win over Sun Belt foe Arkansas-Little Rock in the last men's basketball game at the Denver Fieldhouse.

In 1999, the Pioneers joined the Sun Belt Conference and finished the league schedule with a 3-13 mark. Denver was 6-22 overall. The Pioneers began the season with a thrilling, 82-79 win over Yale in the first regular season game ever played in Magness Arena. Sophomore Wahhab Carter drained a 3-pointer with just 2.1 seconds left to lift the Pioneers to their first victory of the season. Carter continued his stellar play the rest of the season, as he led the Pioneers in scoring and rebounding and was named to the All-Sun Belt Conference Team. In addition, Carter and freshman B.J. Pratt were both named Wilson Sun Belt Players of the Week. Carter was honored the week of Jan. 31, when he recorded a career-high 26 points vs. Arkansas-Little Rock and turned around six days later and topped that mark with 30 at Florida International. Pratt garnered the award Jan. 3, after he tied the season-high scoring outburst in the SBC after he poured in a career-high

37 points and pulled down 10 rebounds against Louisiana Tech.

The 2000-01 campaign saw an improvement in the team's overall and conference records, and as a sophomore Pratt became the program's first individual honoree since returning to Division I when he earned All-District accolades from the U.S. Basketball Writers of America.

The Pioneers completed their third season in the Sun Belt Conference in 2001-02, finishing 3-12 in the league and 8-20 overall. Denver celebrated numerous accomplishments during the season, including the fifth-best free-throw shooting percentage improvement in the nation, increasing their percentage to 69.7 from 59.8 the year before.

In 2002-03, Denver enjoyed its finest season since turning NCAA Division I, winning its first two Sun Belt Conference tournament games before bowing out in the semifinals and finishing with a 17-15 overall record. Junior Brett Starkey was named second team all-conference and senior B.J. Pratt made the all-tournament team. Starkey was also named a Verizon Academic All-American.

In Denver's fifth season as a member of the Sun Belt Conference, the men's basketball team completed its 100th season 14-13 overall and 6-9 in the Sun Belt Conference West Division, its second-consecutive winning season. The Pioneers' non-conference season was highlighted by sweeping Colorado State and Wyoming for the first time since the 1956-57 season and just the third time in school history. Denver defeated Wyoming in front of a record-breaking crowd of 6,319 at Magness Arena. The Pioneers also claimed season sweeps of Montana State and Southern Utah. The conference slate was highlighted by a 68-54 road win over New Mexico State, Denver's first win over the Aggies in Las Cruces since 1965. Denver also recorded victories against Florida International, Arkansas State, South Alabama, New Orleans and North Texas.

The Pioneers returned to Division I postseason play in 2004-05, earning the school's first berth in the National Invitation Tournament in 46 years. The Pioneers' 20 wins are the most in their Division I history. Twelve of Denver's victories came during Sun Belt Conference play as the Pioneers won their first-ever SBC regular-season championship with a 12-3 league record. Denver also advanced to their first-ever SBC Tournament Championship Game. Head coach Terry Carroll was named the SBC Coach of the Year and junior center Yemi Nicholson earned SBC Player of the Year accolades.

DU began a new chapter in March 2007, when DU hired Joe Scott to lead the men's basketball team, which had gone a disappointing 4-25 the season prior to his arrival. Scott, a former player and coach at Princeton, was widely regarded as the mastermind that transformed the Air Force Academy's basketball team from a struggling program into a perennial contender in the ultra-competitive Mountain West Conference.

Just three years into Scott's tenure, the Pioneers improved by 15 wins to 19-13 in 2009-10 and advanced to the semifinals of the 2010 Sun Belt Conference Tournament. DU also finished the season on a 15-game home winning streak at Magness Arena.

Back-to-back 22-win seasons in 2011-12 and 2012-13 culminated in a No. 3 seed in the 2013 National Invitation Tournament, in which the Pioneers earned their first-ever national postseason victory with a win over Ohio at Magness Arena in the first round. Junior Chris Udofia earned All-Conference First Team honors in both the Sun Belt (sophomore) and WAC (junior), as well as a spot on the Conference All-Defensive Teams.

The Pioneers joined the Summit League for the 2013-14 season and finished the season with a 16-15 mark, going 8-6 in conference

## HOME COOKIN' DENVER'S 79-GAME HOME WINNING STREAK

Date	Opponent	Result	Date	Opponent	Result
2/12/80	Northern Colorado	W, 84-68	12/10/82	Buena Vista	W, 94-63
2/14/80	Southern Colorado	W, 66-59	12/18/82	Northern Montana	W, 84-70
2/16/80	Chadron State	W, 71-57	1/7/83	Rockmont	W, 71-60
2/25/80	Western State	W, 71-62	1/8/83	Midland Lutheran	W, 72-65
2/28/80	College of Santa Fe	W, 102-76	1/10/83	Chadron State	W, 56-42
3/1/80	Adams State	W, 74-61	1/19/83	Regis	W, 70-62 (ot)
11/28/80	Northern Colorado	W, 63-53	1/24/83	Western State	W, 62-56
11/29/80	College of Santa Fe	W, 68-52	1/29/83	College of Santa Fe	W, 77-73
12/1/80	Northern Montana	W, 91-73	1/31/83	Wisconsin-Milwaukee	W, 62-57
12/3/80	Doane	W, 88-75	2/2/83	Southern Colorado	W, 76-71
12/6/80	Concordia (Neb.)	W, 103-59	2/5/83	St. John's (Kan.)	W, 73-52
12/10/80	South Dakota-Springfield	W, 73-43	3/5/83	Fort Lewis	W, 63-62
12/13/80	Cornell (Iowa)	W, 97-70	11/28/83	Doane	W, 79-68
12/15/80	Western Montana	W, 78-62	12/2/83	South Dakota Tech	W, 68-58
1/2/81	Black Hills State	W, 87-57	12/3/83	Northern Colorado	W, 62-53
1/6/81	South Dakota Tech	W, 86-76	12/5/83	Adams State	W, 77-56
1/10/81	Nebraska Wesleyan	W, 81-56	12/15/83	Point Loma	W, 65-63
1/12/81	Southern Colorado	W, 90-73	12/16/83	Augustana (Ill.)	W, 61-54
1/16/81	Fort Lewis	W, 89-66	12/19/83	Dana	W, 78-64
1/24/81	Regis	W, 69-51	12/20/83	Northwest Nazarene	W, 62-50
1/30/81	Chadron State	W, 67-46	12/27/83	Coe	W, 77-61
2/7/81	Rockmont	W, 97-56	12/30/83	Cornell (Iowa)	W, 66-56
2/28/81	Regis	W, 92-70	1/4/84	Bethel (Minn.)	W, 81-66
12/18/81	Westmar	W, 87-65	1/10/84	Montana State-Billings	W, 56-51
12/22/81	College of Great Falls	W, 62-42	1/24/84	Rockmont	W, 78-55
1/2/82	Westmont	W, 57-56	2/4/84	Eastern New Mexico	W, 74-61
1/5/82	Northern Colorado	W, 70-64	2/11/84	Panhandle State	W, 73-67
1/6/82	Trinity	W, 87-75	2/18/84	National Christian	W, 75-34
1/8/82	Western State	W, 79-63	2/20/84	College of Santa Fe	W, 51-49
1/13/82	Chadron State	W, 67-40	2/25/84	St. John's (Kan.)	W, 81-68
1/16/82	St. John's (Kan.)	W, 74-49	3/2/84	Southern Utah	W, 67-45
1/23/82	Northwest Nazarene	W, 71-65 (ot)	3/5/84	College of Santa Fe	W, 97-73
1/28/82	Adams State	W, 68-62	3/7/84	Mesa State	W, 70-54
2/6/82	Colorado College	W, 90-49	11/24/84	Whittier (Calif.)	W, 72-52
2/10/82	Rockmont	W, 73-32	11/26/84	Kansas Wesleyan	W, 70-54
2/13/82	Southern Colorado	W, 50-40	12/1/84	Baker	W, 67-39
2/19/82	College of Santa Fe	W, 58-54	12/28/84	Fresno Pacific	W, 53-52
2/20/82	Rockmont	W, 87-39	1/4/85	Western State	W, 75-55
2/27/82	Colorado School of Mines	W, 75-62	1/5/85	Metro State	W, 59-57
11/23/82	Northern Colorado	W, 67-45			

play. Senior Chris Udofia and Junior Brett Olson were named to the All-Summit League First Team. Udofia also claimed the Summit League Defensive Player of the Year Award. Olson set the single-season free throw shooting percentage at 90.2.

The Crimson and Gold finished the 2014-15 season with 12 wins. DU finished in the top 30 in the NCAA in several statistical categories; ninth in FT percentage (76.6), 18th in FG percentage (48.0), 20th in fewest turnovers (338), 23rd in assist to turnover ratio (1.35) and 28th in assists per game (15.2). Senior Brett Olson was named to the All-Summit League Second Team.

Denver ended the 2015-16 with a 16-15 record. The Pioneers finished ranked seventh in the NCAA in free throw percentage (77.0), 29th in 3-point field goal percentage (38.3), 32nd in field goal percentage (47.6) and 32nd in scoring defense (65.3). Freshman Joe Rosga was named to the Summit League All-Newcomer Team and Honorable Mention All-Summit League.

Denver welcomed in a new era in 2016-17, with the addition of Rodney Billups as head coach. The Pioneers posted a 16-14 record which was highlighted by the team posting a 7-1 record in December, the best record for a month in the program since joining the Summit League back in the fall of 2013.

The Pioneers had their best finish in Summit League regular-season history in 2017-18, taking third with an 15-15 record overall but 8-6 in league play. The eight wins tied for the most in the Pioneers have won in their regular-season history in the Summit League.


# PIONEER MEN'S BASKETBALL TIMELINE

## 1900s

- 1904 Jan. 16, 1904 - DU defeats the Denver Athletic Club in the school's first men's basketball game.
- 1907 John Koehler becomes first men's basketball coach.

## 1910s

- 1910 Charles Wingender named men's basketball coach.
- 1911 Clem Crowley takes over as men's basketball coach.
- 1913 DU basketball joins Colorado-Wyoming Collegiate League.
- 1913 Hiram Wilson becomes men's basketball coach.
- 1915 Charles Wingender returns for a second stint as men's basketball coach.
- 1915 Pioneers win first Colorado-Wyoming Collegiate League title in basketball.
- 1917 John Fike named men's basketball coach.
- 1919 Charles Wingender comes back to coach basketball team for a third time.




1904 Men's Basketball Team



1915 Men's Basketball Team

## 1920s

- 1920 George Koonsman becomes men's basketball coach.
- 1921 George Thompson named men's basketball coach.
- 1922 Ralph Woods embarks on two-year stint as men's basketball coach.
- 1924 Aubrey DeVine takes over as men's basketball coach.
- 1926 Jimmy Middlebrook becomes men's basketball coach.
- 1927 Burt Potter named men's basketball coach.



Jack Hauser

## 1930s

- 1930 Stuart Clark becomes men's basketball coach.
- 1932 Clyde "Cac" Hubbard assumes control of men's basketball program.

- 1937 Jim Babcock honored as DU's first men's basketball AAU All-American.

## 1940s

- 1940 Ellison Ketchum takes over as men's basketball coach.
- 1943 Art Quinlan becomes men's basketball coach.
- 1944 Cliff Rock named men's basketball coach.
- 1945 Ken Loeffler takes over as men's basketball coach.
- 1946 Ellison Ketchum takes reins of men's basketball program.
- 1949 Hoyt Brawner begins 13-year stint as men's basketball coach.
- 1949 Vince Boryla named first-team basketball All-American.




Hoyt Brawner

## 1950s

- 1950 February 17 - Men's basketball team defeats Wyoming 45-33 in front of 7,236 fans in DU Arena, the largest basketball crowd in school history.
- 1959 Men's basketball team accepts a bid to the National Invitational Tournament; Pioneers suffer 90-81 first-round loss to New York University.

## 1960s

- 1962 Troy Bledsoe replaces Hoyt Brawner as men's basketball coach.
- 1967 Basketball star Harry Hollines named to All-American team.



DU Arena, largest home crowd

- 1968 Stan Albeck takes over as men's basketball coach.
- 1968 Harry Hollines named to All-American basketball team for the second straight year.

## 1970s


- 1970 Jim Karabetsos becomes men's basketball coach.
- 1971 Dave Bustion named men's basketball All-American.
- 1972 Al Harden takes over as men's basketball coach.
- 1978 Ben Jobe takes over as men's basketball coach.
- 1979 Men's basketball program shifts to NCAA Division II/NAIA status.
- 1979 Basketball player Matt Teahan sets a school record with 61 points vs. Nebraska Wesleyan.

## 1980s

- 1980 Floyd Theard named men's basketball coach.
- 1980 February 12 - DU men's basketball team

# PIONEER MEN'S BASKETBALL TIMELINE


- records first 79 straight home victories.
- 1984 Men's basketball team posts 28-4 record, advances NAIA National Tournament.
- 1985 January 8 - DU men's basketball team loses Northern Colorado, snapping 79-game home win streak.
- 1985 Dick Peth takes over as men's basketball coach replacing Floyd Theard, who died from a heart attack in the off-season.



Dave Bustion

- of Sun Belt Conference Player and Coach of the Year.
- 2007 Joe Scott named men's basketball head coach.
- 2009 Nate Rohnert voted First Team All-Sun Belt Conference.

- 2010s**
- to 2010 For the second-straight season, Nate Rohnert named First Team All-Sun Belt Conference. The Pioneers advance to the Sun Belt Conference Tournament Semifinals for the first time since 2005.




Yemi Nicholson

- 2012 The Pioneers win a team-record 22 Division I games. Chris Udofia is named Sun Belt Conference Defensive Player of the Year and All-SBC First Team, and Brian Stafford is voted All-SBC Second Team. Stafford also was named CoSIDA Academic All-America Third Team.
- 2013 Denver joined the Western Athletic Conference (WAC) for a single season and for the second-straight year, the Pioneers won 22 Division I games. DU captured a share of the WAC regular season title. Chris Udofia was voted to the All-WAC First Team and All-WAC Defensive Team, while Chase Hallam made the All-WAC Second Team, and Brett Olson and Royce O'Neale were both named All-WAC Third Team.
- 2014 DU joined the Summit League and went 16-15 overall in the 2013-14 season. Chris Udofia and Brett Olson were both named to the All-Summit League First Team. Udofia was also named Summit League Defensive Player of the Year.
- 2016 Rodney Billups named men's basketball head coach.
- 2017 Denver averages 75.8 points per game under Billups in his first season as head coach, the most since going Division I back in 1998. Pioneers also post a 7-1 record in the month of December, its best month since joining the Summit League.
- 2018 DU finishes third in the Summit League, its highest since joining the league back in 2013. Denver finishes the year 15-15 and Joe Rosga named to All-Summit League First Team.
- 2020 Senior Ade Murkey scores a Division I program-record 42 points to go with 11 rebounds at South Dakota State on Feb. 14. Murkey's 18.6 season scoring average is the second highest ever in the Division I era and most by a player since 2005-06 season.
- 2021 Jeff Wulbrun named as Denver's 33rd head coach in program history.
- 2024 Denver reaches its first Summit League Championship game, and its first conference final overall since 2005.

## 1990s

- 1992 Men's basketball team advances to NCAA Division II Tournament.
- 1994 On Feb. 24, men's basketball team defeats Metro State 83-78; Dick Peth becomes winningest basketball coach in DU history with 164th career victory.
- 1994 Denver men's basketball team qualifies for NCAA Division II Tournament.
- 1996 Men's basketball team makes its third NCAA Division II Tournament appearance in five years.
- 1998 DU announces it will join the Sun Belt Conference starting with the 1999-2000 academic year.
- 1999 All DU teams compete at the NCAA Division I level.



Floyd Theard

## 2000s

- 2004 Senior men's basketball player Brett Starkey is awarded NCAA postgraduate scholarships for student-athletes.
- 2004 University of Denver senior center Brett Starkey was named to the College Sports Information Directors of America 2003-04 Academic All-America Team for the second-consecutive year.
- 2005 The University of Denver men's basketball team (20-11, 12-3) capped off the best Division I season in school history with its first berth in the National Invitation Tournament in 46 years.
- 2005 University of Denver junior center Yemi Nicholson and head men's basketball coach Terry Carroll were named the 2005



Dick Peth

# PIONEER HONORS

## CONSENSUS ALL-AMERICA

1949.....Vince Boryla  
(Based on first-team and second-team of leading selectors - writers, coaches and wire services - as compiled by the NCAA Statistics Service.)

## ASSOCIATED PRESS ALL-AMERICA

### HONORABLE MENTION

2005..... Yemi Nicholson

## CONVERSE YEARBOOK ALL-AMERICA

1937..... Jim Babcock

## HELMS FOUNDATION ALL-AMERICA

1967..... Harry Hollines  
1968..... Harry Hollines  
1971..... Dave Bustion

## TV GUIDE ALL-AMERICA

1971..... Dave Bustion & Bill Jones

## SPORTS ILLUSTRATED ALL-AMERICA

### HONORABLE MENTION

2005..... Yemi Nicholson

## COLLEGEINSIDER.COM MID MAJOR

### ALL-AMERICA

2006..... Yemi Nicholson

## UNITED STATES OLYMPIC TEAM

1948..... Vince Boryla

## USBWA ALL-DISTRICT

1967..... Harry Hollines  
1968..... Harry Hollines  
2001..... B.J. Pratt  
2005..... Yemi Nicholson

## NABC ALL-DISTRICT

### FIRST TEAM

2006..... Yemi Nicholson  
2010..... Nate Rohnert  
2013..... Chris Udofia  
2024..... Tommy Bruner

### SECOND TEAM

2005..... Yemi Nicholson  
2009..... Nate Rohnert  
2011..... Chase Hallam  
2012..... Brian Stafford  
2012..... Chris Udofia

## BASKETBALL TIMES ALL-ROCKIES

2005..... Yemi Nicholson

## CoSIDA ACADEMIC ALL-AMERICA

### FIRST TEAM

1987..... Joe Fisher  
2003..... Brett Starkey

### SECOND TEAM

2004..... Brett Starkey  
2005..... Erik Benzel

## THIRD TEAM

1993..... Patrick Boyle  
2012..... Brian Stafford

## ACADEMIC ALL-DISTRICT

2000..... Ty Church  
2002..... Brett Starkey  
2003..... Brett Starkey  
2004..... Brett Starkey  
2005..... Erik Benzel  
2011..... Chase Hallam  
2012..... Chase Hallam  
2012..... Brian Stafford  
2013..... Chase Hallam

## NCAA POST-GRADUATE SCHOLARSHIP

2000..... Ty Church  
2004..... Brett Starkey  
2012..... Brian Stafford

## DIVISION I-AAA ATHLETICS DIRECTORS

### ASSOCIATION SCHOLAR TEAM

2011..... Brian Stafford  
2012..... Chase Hallam  
2013..... Chase Hallam

## DIVISION I-AAA ADA POSTGRADUATE

### SCHOLARSHIP

2013..... Chase Hallam

## NABC HONORS COURT

2010..... Andrew Hooper, Kyle Lewis, Rob Lewis  
2011..... Andrew Hooper, Kyle Lewis, Rob Lewis  
Justin Coughlin, Travis Hallam, Brian Stafford  
Tyler Thalken, Trevor Noonan  
2012..... Justin Coughlin, Chase Hallam  
Travis Hallam, Brian Stafford, Tyler Thalken  
2013..... Chase Hallam

## ROBERT L. GOULD SCHOLASTIC AWARD

2006..... Erik Benzel

## ALL-ROCKY MOUNTAIN CONFERENCE

### FIRST TEAM

1925..... Pierson Howell  
1927..... Edward James  
1928..... Edward James  
1931..... Dick Hotten  
1936..... Jim Babcock  
1937..... Jim Babcock

### SECOND TEAM

1926..... Boyce Weekly  
1927..... Boyce Weekly  
1937..... Ron Young

### THIRD TEAM

1930..... Roy Byers

### HONORABLE MENTION

1925..... Orlo Bird, Don Bowman  
..... & Floyd Karsten  
1926..... Orlo Bird, George DeRose

..... & Pierson Howell  
1930..... Dick Hotten  
1932..... Jim Heckman, Chuck Hively  
..... & Dick Hotten  
1933..... Spiro Angius, Mandel Berenbaum,  
..... Guy Hocket & Chuck Stone  
1934..... Mandel Berenbaum & Al Pirnat  
1935..... Mandel Berenbaum, Al Pirnat,  
..... Chuck Stone & Ron Young  
1936..... Ray Johnson & Ron Young  
1937..... Ferd Dreher, Ray Johnson & Al Pirnat

## ALL-SKYLINE CONFERENCE

### FIRST TEAM

1946..... Jack Hauser  
1947..... Jack Hauser  
1948..... Jack Hauser  
1949..... Vince Boryla  
1950..... Dale Toft  
1954..... Keith Patton  
1957..... Dick Brott  
1958..... Jim Peay  
1959..... Jim Peay  
1960..... Jim Peay  
1962..... Dennis Hodge

### SECOND TEAM

1941..... Harold Peterson  
1947..... Ken Jastrow  
1948..... Ken Jastrow & Bill Weimar  
1950..... Sid Ryen  
1951..... Dale Toft  
1952..... Joe Hughes  
1953..... Tom Rhone  
1955..... Dick Brott  
1956..... Dick Brott  
1959..... Jerry Cole  
1960..... Jerry Cole  
1961..... Dennis Hodge & Tim Vezie  
1962..... Tim Vezie

### THIRD TEAM

1938..... Ferd Dreher  
1939..... Norm Maris & Larry Toburen  
1940..... Hoyt Brawner & Larry Toburen  
1941..... Hoyt Brawner  
1942..... Leonard Alterman

## HONORABLE MENTION

1938.....Ralph Gribben, Norm Maris & Walt Walla  
 1939..... Hoyt Brawner  
 1940..... Ray DuBois  
 1941..... Dick Barger, Bob Hogan & Bob Wilson  
 1942..... Loren Hays, Dick Murray & Bob Wilson  
 1947..... Bill Weimar  
 1948..... Leonard Alterman & Gene Steinke  
 1949..... Jack Hauser & Ed Little  
 1950..... Dick Grey, Paul Hickey, Fred Howell & Ron Johnson  
 1951..... Fred Howell & Ron Johnson  
 1952..... Fred Howell, Keith Patton & Tom Rhone  
 1953..... LeRoy Kalas & Keith Patton  
 1954..... Tom Rhone  
 1955..... Glenn Buse  
 1956..... Bill Peay, Jim Powell & Ernie Uthgenannt  
 1957..... Bill Peay, Rocephus Sligh & Ernie Uthgenannt  
 1958..... Jerry Cole  
 1960..... Clare Skov

## ALL-AREA INDEPENDENT FIRST TEAM

1963..... Dennis Hodge  
 1964..... Jack England & Frank Mixon  
 1965..... Gerry Grover & Frank Mixon  
 1966..... Byron Beck & Harry Hollines

## NAIA ALL-AMERICAN

### HONORABLE MENTION

1984..... Mark Langkamp  
 1990..... Scott Williams

## ALL-NAIA DISTRICT SEVEN

### FIRST TEAM

1980..... Alonzo Weatherly  
 1981..... Alonzo Weatherly  
 1984..... Mark Langkamp & Greg Rhodes  
 1985..... Mark Langkamp  
 1988..... Peter Faller  
 1989..... Dave Collignon  
 1990..... Scott Williams

### SECOND TEAM

1984..... Mark Langkamp

## NCAA DIVISION II NORTH CENTRAL REGION ALL-TOURNAMENT TEAM

1992..... Alex Sund

## ALL-COLORADO ATHLETIC CONFERENCE

### FIRST TEAM

1993..... Tony Simms  
 1994..... Lars Van Etten

### SECOND TEAM

1992..... Kelly Lively & Alex Sund  
 1994..... Doug Price

## HONORABLE MENTION

1991..... Dave Chavlovich, Derrick Fuller, Tim Ray & Alex Sund

## ACADEMIC FIRST TEAM

1991..... Pat Boyle, Dave Chavlovich, Hanks Oshinaike, Alex Sund & Mark Ziegler  
 1992.... Pat Boyle, Lars Van Etten & Mark Ziegler  
 1993..... Pat Boyle & Mark Ziegler

## ACADEMIC SECOND TEAM

1993..... Tony Simms

## NCAA DIVISION II ACADEMIC

### ALL-AMERICA

1968..... Richard Callahan  
 1987..... Joe Fisher

## NAIA DISTRICT SEVEN COACH OF THE YEAR

1984..... Floyd Theard

## COLLEGEINSIDER.COM SUN BELT

### CONFERENCE PLAYER OF THE YEAR

2005..... Yemi Nicholson

## COLLEGEINSIDER.COM SUN BELT

### CONFERENCE COACH OF THE YEAR

2005..... Terry Carroll

## COLLEGEINSIDER.COM STAR OF THE WEEK

2005..... Yemi Nicholson

## SUN BELT CONFERENCE

### PLAYER OF THE YEAR

2005..... Yemi Nicholson

### COACH OF THE YEAR

2005..... Terry Carroll

### DEFENSIVE PLAYER OF THE YEAR

2006..... Yemi Nicholson  
 2012..... Chris Udofia

### SPORTSMANSHIP AWARD

2000..... Ty Church

### MALE SCHOLAR ATHLETE OF THE YEAR

2003..... B.J. Pratt  
 2005..... Erik Benzel

## ALL-SBC FIRST TEAM

2000..... Wahhab Carter  
 2005..... Yemi Nicholson  
 2006..... Yemi Nicholson  
 2009..... Nate Rohnert  
 2010..... Nate Rohnert  
 2012..... Chris Udofia

## ALL-SBC SECOND TEAM

2003..... Brett Starkey  
 2004..... Erik Benzel  
 2011..... Chase Hallam  
 2012..... Brian Stafford

## ALL-SBC THIRD TEAM

2005..... Rodney Billups

## ALL-SBC HONORABLE MENTION

2002..... Sherman Rochell

## ALL-SBC TOURNAMENT TEAM

2003..... B.J. Pratt  
 2005..... Erik Benzel  
 2006..... Yemi Nicholson  
 2010..... Nate Rohnert

## PRESEASON ALL-SBC FIRST TEAM

2000..... Wahhab Carter  
 2001..... Wahhab Carter  
 2001..... B.J. Pratt  
 2002..... B.J. Pratt  
 2003..... Brett Starkey  
 2004..... Erik Benzel  
 2006..... Yemi Nicholson  
 2010..... Nate Rohnert

## PRESEASON ALL-SBC SECOND TEAM

2012..... Chase Hallam

## PRESEASON ALL-SBC THIRD TEAM

2012..... Brian Stafford

## PRESEASON ALL-SBC CONFERENCE MVP

2006..... Yemi Nicholson

## SBC PLAYER OF THE WEEK

2000..... B.J. Pratt (J3)  
 2000..... Wahhab Carter (F7)  
 2000..... B.J. Pratt (D18)  
 2003..... Brett Starkey (J13)  
 2003..... Brett Starkey (F17)  
 2003..... Zeljko Zupic (D15)  
 2004..... Erik Benzel (D7)  
 2004..... Antonio Porch (D28)  
 2005..... Yemi Nicholson (J25)  
 2005..... Yemi Nicholson (F8)  
 2005..... Yemi Nicholson (F15)  
 2005..... Yemi Nicholson (N22)  
 2006..... Yemi Nicholson (J10)  
 2006..... Yemi Nicholson (J31)  
 2006..... Yemi Nicholson (F23)  
 2009..... Nate Rohnert (J26)  
 2009..... Nate Rohnert (D1)  
 2009..... Andrew Hooper (D22)  
 2010..... Nate Rohnert (J11)  
 2011..... Brian Stafford (N15)  
 2011..... Chris Udofia (D6)  
 2012..... Chris Udofia (F6)

# PIONEER HONORS

## SUN BELT COMMISSIONER'S LIST

2000..... Ty Church, Brett Starkey, Tom Starkey  
2001..... Brett Starkey, Ryan Goral,  
..... Steve Simmons  
2002..... Erik Benzel, Ryan Goral, Brett Starkey  
2003..... Josh Hansen, Brett Seger,  
..... Brett Starkey, Zeljko Zupic  
2004..... Erik Benzel, Ryan Goral, Brett Seger,  
..... Brett Starkey, Zeljko Zupic  
2005..... Erik Benzel, Dan Gibbons, Brett Seger  
2006..... Brian Brown, Alex Cox, Brian Giometti,  
..... Terrence Gordon, Brett Seger  
2007..... Brian Giometti, David Kummer  
2009..... Brian Stafford, Tyler Thalken  
2010..... Sabatino Chen, Kyle Chynoweth,  
..... Travis Hallam, Chase Hallam,  
..... Brian Stafford, Tyler Thalken  
2011..... Chase Hallam, Travis Hallam  
..... Brian Stafford, Tyler Thalken, Chris Udofia  
2012... Chase Hallam, Brian Stafford, Tyler Thalken

## SUN BELT ACADEMIC HONOR ROLL

2000..... B.J. Pratt, Steve Simmons,  
..... Tyrone Turner  
2001..... Tyrone Turner  
2002..... Tyrone Turner, Adam Warren  
2003..... Erik Benzel, Ryan Goral, B.J. Pratt  
2005..... Brian Brown, Terrence Gordon,  
..... David Kummer  
2006..... David Kummer, Steven Wetrich  
2007..... Nate Rohnert, Chris Timms  
2008..... Andrew Hooper, David Kummer,  
..... Kyle Lewis, Rob Lewis, Nate Rohnert  
2009..... Sabatino Chen, Tom Chott,  
..... Justin Coughlin, Travis Hallam,  
..... Andrew Hooper, Kyle Lewis, Rob Lewis  
..... Alex Pickert, Nate Rohnert  
2010..... Tom Chott, Justin Coughlin,  
..... Andrew Hooper, Kyle Lewis, Rob Lewis  
..... Trevor Noonan, Nate Rohnert  
2011..... Justin Coughlin, Andrew Hooper  
..... Kyle Lewis, Rob Lewis, Trevor Noonan  
..... Alex Pickert, Charles Webb  
2012..... Justin Coughlin, Rob Lewis  
..... Chris Udofia, Charles Webb

## WESTERN ATHLETIC CONFERENCE

### ALL-WAC FIRST TEAM

2013..... Chris Udofia

### ALL-WAC SECOND TEAM

2013..... Chase Hallam

### ALL-WAC THIRD TEAM

2013..... Brett Olson  
2013..... Royce O'Neale

### ALL-WAC DEFENSIVE TEAM

2013..... Chris Udofia

### WAC PLAYER OF THE WEEK

2013..... Royce O'Neale (D17)  
2013..... Brett Olson (J21)

2013..... Chris Udofia (F18)

### PRESEASON ALL-WAC TEAM

2013..... Chris Udofia

### WAC ALL-ACADEMIC TEAM

2013..... Blake Foeman, Chase Hallam,  
..... Brett Olson, Chris Udofia

### ALL-SUMMIT LEAGUE FIRST TEAM

2014..... Chris Udofia  
2014..... Brett Olson  
2018..... Joe Rosga  
2024..... Tommy Bruner

### ALL-SUMMIT LEAGUE SECOND TEAM

2015..... Brett Olson  
2017..... Daniel Amigo  
2018..... Daniel Amigo  
2020..... Ade Murkey

### ALL-SUMMIT LEAGUE HONORABLE MENTION

2016..... Joe Rosga  
2017..... Joe Rosga  
2021..... Jase Townsend  
2022..... KJ Hunt  
2023..... Tommy Bruner  
2024..... Touko Tainamo

### SUMMIT LEAGUE DEFENSIVE POY

2014..... Chris Udofia

### ALL-SUMMIT LEAGUE NEWCOMER TEAM

2016..... Joe Rosga  
2019..... Ronnie Harrell Jr.  
2022..... KJ Hunt  
2023..... Tommy Bruner

### ALL-SUMMIT LEAGUE TOURNAMENT TEAM

2016..... Joe Rosga  
2024..... Tommy Bruner

### SUMMIT LEAGUE PLAYER OF THE WEEK

2013..... Chris Udofia (D9)  
2013..... Brett Olson (D16)  
2014..... Brett Olson (F10)  
2014..... Chris Udofia (F24)  
2017..... Daniel Amigo (J17)  
2020..... Ade Murkey (F17)  
2022..... Tevin Smith (J24)  
2024..... Tommy Bruner (N13)  
2024..... Tommy Bruner (D11)  
2024..... Tommy Bruner (J2)  
2024..... Tommy Bruner (J8)  
2024..... Tommy Bruner (J29)

### SUMMIT LEAGUE MALE ATHLETE OF THE MONTH

2024..... Tommy Bruner (November)  
2024..... Tommy Bruner (December)  
2024..... Tommy Bruner (January)

### PRESEASON ALL-SUMMIT LEAGUE TEAM

2014..... Chris Udofia(1st)  
2014..... Brett Olson (2nd)  
2015..... Brett Olson (1st)  
2016..... Joe Rosga (2nd)  
2017..... Daniel Amigo (1st)  
2017..... Joe Rosga (2nd)  
2018..... Joe Rosga (1st)  
2020..... Jase Townsend (2nd)  
2022..... Tevin Smith (2nd)  
2023..... Tommy Bruner (2nd)

### PRESEASON SUMMIT PLAYER OF THE YEAR

2015..... Brett Olson

### PRESEASON SUMMIT NEWCOMER OF THE YEAR

2018..... Ronnie Harrell Jr.

### SUMMIT LEAGUE ALL-ACADEMIC TEAM

2018..... Jake Pemberton  
2023..... Touko Tainamo  
2024..... Touko Tainamo  
2024..... Pedro Lopez-Sanvicente

### DENVER'S ALL-20th CENTURY TEAM

Clark Stone ..... Crawford McLaughlin  
Pierson Howell..... Edward James  
Dick Hotten ..... Ron Young  
Jim Babcock ..... Bill Weimar  
Jack Hauser ..... Ken Jastrow  
Gene Steinke ..... Vince Boryla  
Dale Toft ..... Tom Rhone  
Keith Patton ..... Dick Brott  
Jerry Cole ..... Jim Peay  
Dennis Hodge ..... Tim Vezie  
Jack England ..... Frank Mixon  
Gerry Grover ..... Byron Beck  
Harry Hollines ..... Bill Jones  
Dave Bustion ..... Joe Wallace  
John Johnson ..... Matt Teahan  
Tom Jorgensen ..... Alonzo Weatherly  
Doug Wilson ..... Greg Rhodes  
Mark Langkamp..... Peter Faller  
Dave Collignon..... Tony Simms  
Scott Williams ..... Lars Van Etten  
Doug Price ..... Wahhab Carter  
B.J. Pratt


# DENVER BASKETBALL AWARDS

## FLOYD M. THEARD, JR. MEMORIAL AWARD

Presented each year to the University of Denver men's basketball player who best displays the qualities of leadership, scholarship and sportsmanship, as demonstrated by Coach Floyd Theard during the course of his lifetime.



1984-85	.....	Brian Foxhoven
1985-86	.....	Brian Foxhoven
1986-87	.....	Joe Fisher
1987-88	.....	Ira Harge
1988-89	.....	Dave Collignon
1989-90	.....	Ricky Oliver
1990-91	.....	David Chavlovich
1991-92	.....	Tony Simms
1992-93	.....	Tony Simms
1993-94	.....	Lars Van Etten
1994-95	.....	Brett Benvenuti
1995-96	.....	Doug Price
1996-97	.....	Unknown
1997-98	.....	Unknown
1998-99	.....	Mike Deatly
1999-00	.....	Ty Church
2000-01	.....	Unknown
2001-02	.....	Sherman Rochell
2002-03	.....	B.J. Pratt
2003-04	.....	Erik Benzel
2004-05	.....	Erik Benzel, Rodney Billups
2005-06	.....	Yemi Nicholson
2006-07	.....	Not Awarded
2007-08	.....	Adam Tanner
2008-09	.....	Nate Rohnert
2009-10	.....	Nate Rohnert
2010-11	.....	Chase Hallam
2011-12	.....	Chris Udofia
2012-13	.....	Chris Udofia
2013-14	.....	, Brett Olson, Chris Udofia
2014-15	.....	Brett Olson
2015-16	.....	Joe Rosga
2016-17	.....	Joe Rosga
2017-18	.....	Joe Rosga
2018-19	.....	Joe Rosga
2019-20	.....	Ade Murkey
2020-21	.....	Not Awarded
2021-22	.....	Tevin Smith
2022-23	.....	Isaiah Addo-Ankrah
2023-24	.....	To Be Announced



<i>Years start and end of first season with school</i>		<i>Example: Player played from 1998-99 through 2001-02 would be listed as 99-02</i>	
A		1933	Church, Gene
Adams, Stan	1985-86	1945-46	Church, Ty
<b>Addo-Ankrah, Isaiah</b>	<b>2024-Pres.</b>	1945	Chynoweth, Kyle
Adkins, David	1974-78	1954-55	Claire, Rosephus
<b>Akins, Sebastian</b>	<b>2025-Pres.</b>	1939-41	Clare, Brian
Akintola, Abiola	2016-19	1948	Clark, Joy Reichelt
Allen, Victor	1996-98	2024	Clark, Walter F.
Allis, Justin	1996	1972-74	Coffman, Jim
Alterman, Leonard	1942-43, 48	1968, 70-71	Coffman, Mel
Amigo, Daniel	2015-18	1972	Cole, Jerry
Anderson, Arthur L.	1915	1952	Collignon, Dave
Anderson, Richard	1983	1965	Cook, Albert
Angius, Spiro	1933	1982	Cook, Stan
Annand, Robert Nathaniel	1923	1960	Corbett, Tyree
Armitage, Kevin	1984-87	1957-58	Corfman, A. Eugene
Armstrong, Robert	1980	1955-57	Correll, Brian
Arnold, David L.	1963-65	2004	Coughlin, Justin
Austin, Josh	1993-96	1942	Cox, Alex
B		1911	Cox, Jim
Bachar, Gerald	1933	2023-24	<b>Craig, DeAndre</b>
Badgley, Franklin Ilsley	1908	1957	Craig, Myren
Bailey, Clarence A.	1911	2007-08	Cramer, Dan
Bailey, Jim	1968-69	1914-17	Creighton, Grant
Bailey, Richard	1947-49	1916-17	Cribari, David C.
Bajema, Steve	1977	1953-55	Cribari, Steve
Barger, Dick	1940-41	1971-72	Crouse, Charles
Barovich, John	1933	2014	Cutler, Owen
Barrett, Richard A.	1959	1928-31	
Bartholomew, Richard	1914	2012-16	D
Battaglia, Michael	1982-83		Daniels, Norm
Baxtrom, Gary	1961		Davis, Brad
Baylis, Noah	2021		Davis, John T.
Beal, Harry	1921-24		Day, Ashley
Beck, Byron	1966-67		Daywitt, Alvin L.
Benvenuti, Bret	1993-94		1942-43
Benzel, Erik	2002-05		Deatly, Mike
Berenbaum, Michael	1933-36		1929
Bernstine, Drick	2014		DeHoff, Clarence R.
Bickham, JaVonni	2020-23		1989-90
Billups, Rodney	2003-05		Delaney, Cam
Bird, Orlo J.	1925-27		1953-55
Bird Bear, D.J.	1990-91		Deroos, George
Blair, Warren L.	1951-53		2018-19
Blake, Elijah	2018		DeRose, George
Bobbitt, C.J.	2016-17		1943
Bokan, John	1967-69		Detrick, Sherman
Boryla, Vincent	1949		2005-06
Bowman, Donald D.	1922-25		Devereaux, Walter
<b>Bowen, Ben</b>	<b>2023-Pres.</b>		de Vries, Marco
Boxberger, Michael D.	1965-66		1983-84
Boyle, Pat	1989-92		Dietemann, Eugene C.
			2024-Pres.
			Dixon, Kevin
			1938
			Dodds, Harold
			1999-02
			Donchey, Edwin
			1980-82
			Doolen, Doug
			1964
			Douglas, Duke
			1989
			Dow, Eric
			1974-75
			Dreher, Ferd
			1906
			Dubois, Ray
			1920, 22
			Ducar, Charles P.
			1924
			Duncan, Mark
			1987-90
			Dunn, Josiah
			2009-10
			Dykstra, Jebb
			1969-70
			2009-10
			1954-55
			E
			1998-99
			Eastin, Jim
			1960
			2010
			Eastmond, Roscoe
			2020-21
			1955, 57
			Eberts, Tony
			1960
			1966-67
			Edgar, Merton W.
			1923
			1907
			Edwards, James Grant
			1905
			1929
			Emory, Lance D.
			1960
			1978
			Engesser, Nate
			2013-16
			1979-80
			England, Jack D.
			1962-64
			1957-58
			English, Dennis E.
			1963-64
			1985-88
			Ernst, Robert
			1946
			1928
			Eschler, Mike
			1977-78
			1937-39
			Estey, Harold
			1939
			2023
			Evans, Dave
			1964
			1916-18
			Evers, Chris
			1977
			1978-81
			F
			2009-12
			2006-07
			Faller, Peter
			1984-87
			1966
			Farifield, Golding
			1909
			<b>2024-Pres.</b>
			Fedro, Tom
			1982-83
			1949-50
			Felton, Charles
			1983-84
			1971-73
			Ferrare, Stanley
			1956-58
			2003
			Fike, William J.
			1921-22
			1968
			Fines, Ronnie
			1995
			1976
			Finesilver, John J.
			1920
			1946
			Fink, Steven
			1990, 92
			1919-21
			Fisher, Joe
			1985-86
			Flynn, Jim
			1972-73
			Foeman, Blake
			2011-13
			1997
			Folsom, Fred
			1944
			1986-87
			Ford, Alfonso
			1968-69
			1911-12
			Fouch, Jim G.
			1964
			1994-95
			Foxhoven, Brian
			1982-85
			1924
			Fredin, Doug
			1972-73
			1996-99
			Frye, Scott
			1988
			1914
			Fuentes, Carlos
			2023-24
			2015
			Fuller, Derrick
			1990-91
			1957-58
			Funk, Douglas
			1967-69
			1925-28
			Furman, Kenyon
			1953-55
			1938
			G
			1932
			Gailbreath, Sam
			1964
			1926
			Galchinsky, Herb
			1957-59
			1960-62
			Gallagher, Mike
			1977-80
			1924
			Ganelin, Bill
			1979
			1953-54
			Garland, Jeff
			1990
			1986
			Garnett, Charles
			1935
			2015-17
			Garff, Tyson
			2024
			1995-98
			Gatlin, Taelyr
			2019-22
			1937-38
			George, Bradley
			2016-17
			1940-41
			Gibbons, Dan
			2005
			1965-66
			Giometti, Brian
			2006-07
			1939
			Glandon, Leland O.
			1923
			2014-17
			Goldy, Don
			1948-49
			1985-86
			Goral, Ryan
			2001-04
			Gordon, Terrence
			2004-06
			Gottschalk, Aaron
			1999

# ALL-TIME ROSTER

Graham, Frank A.	1920-21	Hovey, Eric	1976	Knickrehm, Robert W.	1951-52	Martin, Reggie	1980
Gray, Leo	1944	Howard, Kenny	2007	Knighton, Emil	2016-18	Martin, Russell	1995-98
Gray, Richard	1950, 52	Howell, Frederick	1950-52	Knox, Rusty	1986-87	Martin, Steve	1962-63
Grcevich, Gregory	1970	Howell, Pierson B.	1923-26	Kowalski, Ray	2020	McAlister, Carvell	2003-04
Green, Tristan	2020-22	Huber, Dick	1938-40, 44	Krafka, Jake	2017-19	McCallum, Dale	1953-55
Gribben, Ralph	1938-39	Huber, William	1944	Krossschell, Tom	1977	McCanna, Adam	1993-96
Griffin, Cam	2012-15	Hughes, Gerald	1949	Krumm, Terry	1953	McCauley, George Kent	1921
Griffin, John	1950, 52	Hughes, Joe	1951-52	Kummer, David	2005-08	McCauley, Jay R.	1921
Grinstead, Robert	1959-60	Hulstrom, Jack	1958	Kurnaz, Alperen	2019-20	McClain, Greg	1990-93
Grover, Gerald W.	1964-66	Hulstrom, Jerry D.	1955-57			McClendon, Francis W.	1929-30
Guzman, Andre	1992-95	Hunt, Brad	1975-76	L		McClure, Wayne	1953-54
		Hunt, KJ	2022	Lam, Kobey	2021	McCool, Pat	1987
H				Lane, James	2003	McCune, Thomas R.	1965
Hall, George	1939-41	I		Langkamp, Mark	1982-84	McEntire, Ed	1964
Hallam, Chase	2010-13	Iliff, W. Seward	1919-21	Lanier, Jim	1988-89, 91-92	McGaughey, John R.	1951
Hallam, Travis	2009-12	Ireland, Arthur	1997-00	Lanzi, Joseph	2019-20	McGlashan, Owen	2020
Hansen, Josh	2002	Iverson, Kevin	1973	Larson, Richard C.	1930	McKenzie, Griffin	2014
Harge Jr., Ira	1986-87			Larson, Richard	1971	McLaughlin, Robert	1922-23
Harrell Jr., Ronnie	2019	J		Lathrop, Joseph	1953	McLaughlin, W. C.	1917-19
Harris, Harry	1945	Jackson, Frank	1946-47	Lathrope, Dan	1971	McNally, Xander	2008
Harris, Robert	1974, 76	Jackson, Glenn A.	1955-57	Lattimore, Myke	2007	McQuaid, John M.	1923
Hartwell, Erik	1994-97	Jackson, Joe	1941	Lay, Taylor	2001	McWilliams, Bob	1936, 38
Hastedt, Robert	1996	Jackson, Joseph	2004-08	Lee, Charles	1981-82	Melzer, Carl	1912-13
Hauser, Jack	1946-49	Jacobs, Fred	1942-43	<b>Lee, Josh</b>	<b>2024-Pres.</b>	Merrill, Ralph G.	1954
Hawke, Charles Clifford	1906	James, Edward W.	1927-28	Lee, Stephen	1956-58	Mikesell, Frank	1929
Hawkins Jr., James	1992-94	Jastrow, Kenneth	1946-48	Lesatz, Steve	1956-58	Miller, John	1926
Hays, Loren	1942-43	Jeffery, Norman L.	1949	Levinsky, Stuart	1980-81	Mills, E.J.	1904-05
Heath, Phillip	1999-02	Jeffries, John	1948	Lewis, Graydon C.	1928	Mitchell, Harry	1917, 22
Heath, Ryan	2020-21	Johnson, Khalil	2020-21	Lewis, Kenyatta	1996	Mitchell, Kelvin	2008
Heaton, Bob	1975-76	Johnson, Ray	1934-37	Lewis, Kyle	2008-11	Mitchem, Jim	1975-76
Heckman, James W.	1929-32	Johnson, Ronald	1949	Lewis, Rob	2008-12	Mixon, Frank	1963-64
Hefley, Arlo	1944	Johnson, Jerry	1967	Lincoln, Stacy	1993-94	Moe, Robert D.	1959, 61-62
Hefty, Pete	1994-95	Johnson, John	1972-73	Link, Greg	1971	Moenkhaus, Eric	2021
Heizer, Peter	1996	Johnson, Jordan	2022	Little, Edward B.	1949	Mohrman, Richard E.	1959-61
Helzer, Richard	1953-54	Johnstone, R.J.	1905	Litzau, Steve	1975	Molholm, Ervin	1947
Henderson, Darryle	1978	Joiner, Drew	2018-19	Lively, Kelly	1992-93	Montony, Don	1955
Henderson, Joseph R.	1963-64	Jones, Bill	1969-71	<b>Llyod, Kean</b>	<b>2024-Pres.</b>	Moore, Frank	1942-43
Hendricks, Clyde	1945-46	Jones, Dave	1959	Loeffler, Wilfred J.	1919, 21	Moore, Loyd	1946
Henn, Michael	2022	Jones, Kenneth I.	1968	Logan, Jake	2013	Moore, Payton	2022
Henning, Ernst M.	1907-09	Jones, Roy	1977-78	Logan, Morris	1944	Morgan, Jerold	1949-50
Hess, Korey	2021-23	Jones, Robert	2020-21	<b>Lopez-Sanvicente, Pedro</b>	<b>2022-Pres.</b>	Morley, Chris	1992-95
Hickey, Paul	1947-49	Jones, Wilfred	1954-55	Love, Jalen	2013-15	Moss, Bob	1970
Hicks, Bill	1950-51	Jorgenson, Tom	1977-79	Lubas, Thomas J.	1963	Motta, Felipe	2022
Hill, Rowland	1946			Lucchesi, Larry	1974	Mukuna, Dan	2023-24
Hines Jr., Sam	2021	K		Ludlow, Jim	1973-74	Mulford, Warren E.	1912
Hitt, Bert	1932	Kalas, Leroy	1953	Lueb, Michael	1987	Muller, Drake	2021-24
Hively, Charles H.	1929	Karamigios, John	1944	Lukic, Marko	2023	Mullins, David Van Horn	1924-25
Hobson, Richard	1944	Karsten, Floyd L.	1925	Lunsford, Jacob	2016-17	Mullins, Justin	2023
Hockett, Guy	1933-34	Kavanagh, Al	1935-36			Mulvihill, Bob	1945
Hodge, Dennis W.	1960-62	Kearney, Horace	1967-70	M		Mumma, William J.	1960-62
Hogan, Bob	1940-41	Keller, Jeffrey	1986-87	Mackey, Christian	2015-18	Munda, Jerry	1958
Hoidahl, Randy	1961-62	Kemp, Wesley W.	1913	Mahoney, Louis H.	1914-17	Murkey, Ade	2017-20
Hollines, Harry	1965-68	Kennedy, Bob	1970	<b>Mani, Jon</b>	<b>2025-Pres.</b>	Murphy, Adam	1984-86
Hollis, Thomas E.	1959-60	Ketchum, Ellison	1928-30	Maningo, Jeff	1990	Murray, Richard	1941-42
Holtzmann, Jake	2016-18	King, Edward C.	1917-19	Manley, Karl	1976		
Hooper, Andrew	2009-11	Kisunas, Lukas	2023	Maris, Norman	1938-40		
Hotten, Richard P.	1929-32	Knapp, Robert	1955	Martin, Eric Paul	1925-26		

# ALL-TIME ROSTER

N		Porter, Albert S.	1928	Seewald, Larry	1944-46	Toburen, Lawrence	1939-40
Neff, Luke	2017-18	Porter, Coban	2022-23	Seger, Brett	2003-06	Toft, Dale	1950-52
Neff, Thomas	2016-18	Powell, James	1955	Sevier, Russel R.	1929-32	Townsend, Jase	2019-21
Neill, Lloyd B.	1906-09	Powers, Fred	1938	Sewell, Geoff	2004	Turner, Tyrone	1998-01
Nelson, Charles	1953	Pratt, B.J.	2000-03	Shaw, Steve	1960	Twombly, George C.	1913
Nelson, Kim	1974, 76	Preston, E. Orren	1917	Sherbert, Ty	1982-85		
Nelson, Roy	1947-49	Price, Doug	1993-97	Shotwell, Howard F.	1912, 15-16	U	
Nicholson, Yemi	2004-06	Propst, Gaylord	1937	Siddons, Bertram P.	1904	Udofia, Chris	2011-14
Noonan, Kerry	1982			Siddons, Edwin	1908	Uthgenannt, Ernest	1955-56
Noonan, Trevor	2011	Q		Simmons, Steve	2000-01, 03		
Novak, John	1944	Queary, Charles	1914-17	Simms, Anthony	1988-89, 91-92	V	
Nzekwesi, David	2019-20			Sippial, Ura	1972	Van Etten, Lars	1989, 91-93
		R		Skov, Claire	1957-59	Vandahl, Michael	2009
O		Ramey, Jamaal	2000-01	Slight, Rocephus	1956-58	Vassios, Andy	1953
O'Donnell, George D.	1922-23	Ramsey, Horatio S.	1911-14	Slys, Donald J.	1962-64	Vaughn, Keith	1931-32
Olglesby, Ted A.	1961-62	Ranson, Jim	1975-76	Smith, Dirk	1988	Vean, Herbert	1944
Oliver, Anthony	2006	Rapp, Dick	1953	Smith, Lloyd	1936-37	Vezie, Tim T.	1960-61
Oliver, Ricardo	1985, 87-89	Ray, Timothy	1987-90	Smith, Mike	1980	Victor, Sam	2016
Oliver, Robert	1970-71	Recht, Albert	1920	Smith, Tevin	2022-23	Volk, Marcus H.	1909
Olson, Brett	2012-15	Reed, Ken	1977	Smith, William	1919		
O'Neale, Royce	2012-13	Reynolds, Lenny L.	1960-62	Snyder, Mark	1954-55	W	
Opila, Michael	1970	Rhodes, Greg	1981, 83-84	Sorensen, Walter	1930-31	Wadlington, Dusty	2003
Orr, Len	1972-74	Rhone, Thomas J.	1952-54	Sparling, Laurence	1904	Walde, Raymond L.	1914-16
Oshinaike, Hanks	1990-91	Richardson, John R.	1926	Stafford, Brian	2009-12	Walker, DaShawn	2006-07
Otto, Gerald	1942-43, 47	Richardson, Leslie II	2002-03	Stafford, Chad	1989	Walla, Walter	1938-40
Overton, Kevin	1999-00	Riddell, Robert	1942	Starkey, Brett	2001-04	Wallace, Everett L.	1909-10
		Robb, Guel	1917-19	Starkey, Tom	1999	Wallace, Joe	1971-72
P		Robinson, H. Elmo	1913	Steele, Wilbur Daniel	1906-07	Walls, George	1972, 74
Paluska, Roger C.	1961-62	Robinson, Ken	1967	Stefanek, Dan	1956-57	Ward, David	1988-91
Panek, John	1931-33	Robinson, Mark	1983-84	Steinke, Dave	1973	Warren, Adam	2001
Parnell, Kevin	1969	Rochell, Sherman	2000-01	Steinke, Gene	1947-48	Wasserman, Daniel	1953
Parris, Herb	1978, 80-81	Roderick, George T.	1965-66	Stender, Harry Roy	1913	Waters, J. Timothy	1968
Pate, Arthur Jackson	1904-05	Rodriguez, Elvin	2018-19	Stevenson, Walter J.	1926	Weatherly, Alonzo	1979-80
Pate, Charles Ernest	1904-05	Rohnert, Nate	2007-10	Stewart-Miller, Tory	2019	Weaver, Samuel W.	1926
Patrick, Kevin	1981	Rosga, Joe	2016-19	Stone, Charles	1934	Webb, Charles	2013-14
Patton, Arlen	1948	Rucker, Bryant	2013-16	Stone, Clark Hartman	1918-19	Weekly, Boyce W.	1925-28
Patton, Keith	1953-54	Russ, Frank	1969-70	Stone, Lyle	1916	Weimar, William	1943, 47-48
Paul, Matt	1997-00	Russell, Dwayne	1980-82	Strell, Jeb	1993-94	Weller, Gayle	1932-35
Peagler, Herb	1973	Ryder, Frank	2021	Strohman, Keith	1966-68	Wells, Russell B.	1911-12
Peay, Jim	1957-59	Ryen, Sidney	1950	Sund, Alex	1990-92	Werthman, John J.	1926
Peay, William	1955-56			Sunday, Mark	1941	Wetrich, Steve	2005-07
Peirce, Bob	1964-65	S		Swanson, Tom	1963-64	White, Albert E.	1966, 68
Peirce, Joe	1964	Sacheck, Gary	1969	Swordfeger, Elmer	1930	White, John	1961
Pemberton, Jake	2015-18	Salen, Robert W.	1949	Swilley, Russell	1975-77	Whitman, Smokey	1974
Perry, Ryan	2009	Samac, Dom	2013-14			Weisenberg, Russell	1983
Peter-Denman, Nigel	2008-09	Sanders IV, James	2020-23	T		Wilcox, Brandt	1998
Peterson, Harold	1941	Saracino, Thomas	1943	Tainamo, Touko	2022-24	Wilcox, Lawrence T.	1912
Pettitt, Darryll	1981	Sargent, William Andrew	1905	Tanner, Adam	2007-08	Wilkins, Lyle	1974
Pfeiffer, Chris	1979-80	Saunders, Bill	1961-62	Taylor, Ron	1969	Williams, Randy	1977
Phillips, Charles K.	1919-21	Schafer, Douglas	1985	Teahan, Matt	1978-79	Williams, Scott	1989
Pickert, Alex	2010-12	Scharphorn, Dick	1969-71	Templin, J. Laten	1911	Wilson, George	1922
<b>Pickett, Josh</b>	<b>2025-Pres.</b>	Schraeder, Richard	1945	Templin, Willian Franklin	1908-09	Wilson, Doug	1980-83
Pierce, Benjamin E.	1913-14	Schray, Steve	1972-73	Thalken, Tyler	2010-12	Wilson, Michael	1981-82
Pirnat, Albert	1934-37	Scilley, James	1923, 27	Thomas, John	1995	Wilson, Robert	1941-43
Plath, Paul J.	1954-55	Scott, Charles G.	1916-17	Thomas, Merritt	1943	Wilson, Willie	1936-37
Poe, Raymond	1926-27	Scott, Charles S.	1912	Thompson, Hank	1971	Wingender, Charles H.	1909
Porch, Antonio	2004-07	Sechrist, Raymond T.	1906-07	Timms, Chris	2007-08	Wishmier, Jim	1970-71

# ALL-TIME ROSTER

Wittebort, Jeff	1978-79
Wolf, Walter E.	1954
Wool, Louis	1984
Worley, Mike	1994
Wright, Richard	1933
Wurtz, Eugene	1948
Wyman, Darryle	1990-91

## Y

Yatchak, John	1971
Yates, Dick	1946-48
Young, Ronald	1934-35
Young, William	1933-34

## Z

Ziegler, Mark	1988, 90-92
Zumbro, George	1972-74
Zupic, Zeljko	2002-03

—

## CHRONOLOGICAL ORDER

Coach	Years	W	L	Pct.
Unknown (1904-06)	3	10	8	.556
John Koehler (1907-09)	3	12	24	.333
Charles Wingender (1911, 15-16, 19)	4	24	15	.615
Clem Crowley (1912)	1	5	5	.500
Hiram Wilson (1913-14)	2	3	9	.250
John Fike (1917-18)	2	7	9	.438
George Koonsman (1920)	1	1	8	.111
Thomas Thompson (1921)	1	2	7	.222
Ralph Woods (1922-23)	2	10	13	.435
Aubrey DeVine (1924-25)	2	9	14	.391
Jimmy Middlebrook (1926)	1	5	7	.417
Burt Potter (1927-30)	4	37	25	.597
Stuart Clark (1931-32)	2	13	23	.361
Clyde Hubbard (1932-40)	8	66	83	.443
Ellison Ketchum (1940-43, 46-49)	6	63	57	.525
Mark Duncan (1943)	1	8	6	.571
Art Quinlan (1943-44)	1	6	18	.250
Cliff Rock (1944-45)	1	7	16	.304
Ken Loeffler (1945-46)	1	9	15	.375
Hoyt Brawner (1948-62)	14	163	191	.460
Troy Bledsoe (1962-68)	6	61	90	.404
Stan Albeck (1968-70)	2	15	35	.300
Jim Karabetsos (1970-72)	2	28	24	.538
Al Harden (1972-77)	5	61	70	.466
Bill Weimar (1977-78)	1	10	17	.370
Ben Jobe (1978-80)	2	34	22	.607
Floyd Theard (1980-85)	5	107	38	.738
Dick Peth (1985-97)	12	221	123	.642
Marty Fletcher (1997-2001)	4	33	77	.300
Terry Carroll (2001-07)	6	79	99	.444
Joe Scott (2007-16)	9	146	132	.525
Rodney Billups (2016-21)	5	48	96	.333
<b>Jeff Wulbrun (2021-Pres.)</b>	<b>3</b>	<b>43</b>	<b>55</b>	<b>.439</b>

## BY WINS

Coach	Years	W	L	Pct.
Dick Peth (1985-97)	12	221	123	.642
Hoyt Brawner (1948-62)	14	163	191	.460
Joe Scott (2007-16)	9	146	132	.525
Floyd Theard (1980-85)	5	107	38	.738
Terry Carroll (2001-07)	6	79	99	.444
Clyde Hubbard (1932-40)	8	66	83	.443
Ellison Ketchum (1940-43, 46-49)	6	63	57	.525
Al Harden (1972-77)	5	61	70	.466
Troy Bledsoe (1962-68)	6	61	90	.404
Rodney Billups (2016-21)	5	48	96	.333
<b>Jeff Wulbrun (2021-Pres.)</b>	<b>3</b>	<b>43</b>	<b>55</b>	<b>.439</b>
Burt Potter (1927-30)	4	37	25	.597
Ben Jobe (1978-80)	2	34	22	.607
Marty Fletcher (1997-2001)	4	33	77	.300
Jim Karabetsos (1970-72)	2	28	24	.538
Charles Wingender (1911, 15-16, 19)	4	24	15	.615
Stan Albeck (1968-70)	2	15	35	.300
Stuart Clark (1931-32)	2	13	23	.361
John Koehler (1907-09)	3	12	24	.333
Ralph Woods (1922-23)	2	10	13	.435
Bill Weimar (1977-78)	1	10	17	.370
Ken Loeffler (1945-46)	1	9	15	.375
Aubrey DeVine (1924-25)	2	9	14	.391
Mark Duncan (1943)	1	8	6	.571
John Fike (1917-18)	2	7	9	.438
Cliff Rock (1944-45)	1	7	16	.304
Art Quinlan (1943-44)	1	6	18	.250
Clem Crowley (1912)	1	5	5	.500
Jimmy Middlebrook (1926)	1	5	7	.417
Hiram Wilson (1913-14)	2	3	9	.250
Thomas Thompson (1921)	1	2	7	.222
George Koonsman (1920)	1	1	8	.111

## BY WINNING PERCENTAGE

Coach	Years	W	L	Pct.
Floyd Theard (1980-85)	5	107	38	.738
Dick Peth (1985-97)	12	221	123	.642
Charles Wingender (1911, 15-16, 19)	4	24	15	.615
Ben Jobe (1978-80)	2	34	22	.607
Burt Potter (1927-30)	4	37	25	.597
Mark Duncan (1943)	1	8	6	.571
Jim Karabetsos (1970-72)	2	28	24	.538
Joe Scott (2007-16)	9	146	132	.525
Ellison Ketchum (1940-43, 46-49)	6	63	57	.525
Clem Crowley (1912)	1	5	5	.500
Al Harden (1972-77)	5	61	70	.466
Hoyt Brawner (1948-62)	14	163	191	.460
Terry Carroll (2001-07)	6	79	99	.444
Clyde Hubbard (1932-40)	8	66	83	.443
<b>Jeff Wulbrun (2021-Pres.)</b>	<b>3</b>	<b>43</b>	<b>55</b>	<b>.439</b>
John Fike (1917-18)	2	7	9	.438
Ralph Woods (1922-23)	2	10	13	.435
Jimmy Middlebrook (1926)	1	5	7	.417
Troy Bledsoe (1962-68)	6	61	90	.404
Aubrey DeVine (1924-25)	2	9	14	.391
Ken Loeffler (1945-46)	1	9	15	.375
Bill Weimar (1977-78)	1	10	17	.370
Stuart Clark (1931-32)	2	13	23	.361
Rodney Billups (2016-21)	5	48	96	.333
John Koehler (1907-09)	3	12	24	.333
Cliff Rock (1944-45)	1	7	16	.304
Marty Fletcher (1997-2001)	4	33	77	.300
Stan Albeck (1968-70)	2	15	35	.300
Hiram Wilson (1913-14)	2	3	9	.250
Art Quinlan (1943-44)	1	6	18	.250
Thomas Thompson (1921)	1	2	7	.222
George Koonsman (1920)	1	1	8	.111

## PIONEER COACHES IN THE POSTSEASON

Coach	Games	W	L	Pct.
Dick Peth (1985-97)	21	11	10	.524
Burt Potter (1927-30)	9	7	2	.778
Joe Scott (2007-16)	17	7	10	.412
Terry Carroll (2001-07)	11	5	6	.455
Clyde Hubbard (1932-40)	10	5	5	.500
Floyd Theard (1980-85)	9	5	4	.556
Stuart Clark (1931-32)	6	4	2	.667
Ellison Ketchum (1940-41, 46-49)	6	3	3	.500
Mark Duncan (1943)	4	2	2	.500
<b>Jeff Wulbrun (2021-Pres.)</b>	<b>5</b>	<b>2</b>	<b>3</b>	<b>.400</b>
Ben Jobe (1978-80)	2	1	1	.500
Rodney Billups (2016-21)	4	1	3	.250
Art Quinlan (1943-44)	1	0	1	.000
Hoyt Brawner (1948-62)	1	0	1	.000
Marty Fletcher (1997-2001)	2	0	2	.000

*Includes AAU, NAIA, NIT, Colorado Athletic Conference, Sun Belt Conference, The Summit League, Western Athletic Conference and NCAA Tournament games.*

# SEASON-BY-SEASON RECORDS

Year	W	L	Pct.	Pts.	Opp.	Coach	Year	W	L	Pct.	Pts.	Opp.	Coach			
1904	3	1	.750	115	68	None	1975-76	12	15	.444	2,397	2,341	Al Harden			
1905	1	1	.500	58	61	None	1976-77	12	15	.444	2,172	2,228	Al Harden			
1906	6	7	.462	372	436	None	1977-78	10	17	.370	2,125	2,182	Bill Weimar			
1907	7	10	.412	451	485	John Koehler	1978-79	15	12	.556	2,097	2,049	Ben Jobe			
1908	1	2	.333	19	48	John Koehler	1979-80	19	10	.655	2,171	1,939	Ben Jobe			
1909	4	12	.250	454	634	John Koehler	1980-81	22	7	.759	2,122	1,768	Floyd Theard			
1910	No Team							1981-82	22	7	.759	1,937	1,617	Floyd Theard		
1911	4	6	.400	368	340	Charles Wingender	1982-83	21	7	.750	1,906	1,801	Floyd Theard			
1912	5	5	.500	218	243	Clem Crowley	1983-84	28	4	.875	2,225	1,869	Floyd Theard			
1913	1	5	.167	98	162	Hiram Wilson	1984-85	14	13	.519	1,663	1,680	Floyd Theard			
1914	2	4	.333	114	172	Hiram Wilson	1985-86	17	12	.586	1,826	1,838	Dick Peth			
1915	9	1	.900	246	202	Charles Wingender	1986-87	20	9	.690	2,130	1,844	Dick Peth			
1916	7	3	.700	311	178	Charles Wingender	1987-88	19	9	.679	2,353	2,124	Dick Peth			
1917	4	4	.500	201	213	John Fike	1988-89	18	12	.600	2,359	2,379	Dick Peth			
1918	3	5	.375	189	200	John Fike	1989-90	16	12	.571	1,830	1,849	Dick Peth			
1919	4	5	.444	206	215	Charles Wingender	1990-91	19	10	.655	2,583	2,258	Dick Peth			
1920	1	8	.111	113	242	George Koonsman	1991-92	26	6	.813	2,592	2,388	Dick Peth			
1921	2	7	.222	187	305	Thomas Thompson	1992-93	15	11	.577	2,227	2,087	Dick Peth			
1922	4	6	.400	204	312	Ralph Woods	1993-94	17	13	.567	2,377	2,365	Dick Peth			
1923	6	7	.462	401	422	Ralph Woods	1994-95	18	10	.643	2,311	2,212	Dick Peth			
1924	4	8	.333	254	297	Aubrey DeVine	1995-96	22	7	.759	2,441	2,195	Dick Peth			
1925	5	6	.455	308	282	Aubrey DeVine	1996-97	14	12	.538	2,051	2,079	Dick Peth			
1926	5	7	.417	355	327	Jimmy Middlebrook	1997-98	7	20	.259	1,816	2,050	Marty Fletcher			
1927	5	6	.454	309	344	Burt Potter	1998-99	10	17	.370	1,988	2,149	Marty Fletcher			
1928	10	4	.714	541	432	Burt Potter	1999-00	6	22	.214	1,850	2,159	Marty Fletcher			
1929	12	8	.600	662	532	Burt Potter	2000-01	10	18	.357	1,888	1,978	Marty Fletcher			
1930	10	7	.588	498	446	Burt Potter	2001-02	8	20	.286	1,820	1,958	Terry Carroll			
1931	10	8	.556	540	540	Stuart Clark	2002-03	17	15	.531	2,268	2,210	Terry Carroll			
1931-32	3	15	.167	385	572	Stuart Clark	2003-04	14	13	.519	1,877	1,879	Terry Carroll			
1932-33	7	12	.368	496	586	Clyde Hubbard	2004-05	20	11	.645	2,266	2,076	Terry Carroll			
1933-34	8	9	.471	521	494	Clyde Hubbard	2005-06	16	15	.533	2,060	2,045	Terry Carroll			
1934-35	13	7	.650	746	609	Clyde Hubbard	2006-07	4	25	.138	1,855	2,194	Terry Carroll			
1935-36	11	5	.688	722	560	Clyde Hubbard	2007-08	11	19	.367	1,698	1,811	Joe Scott			
1936-37	14	6	.700	905	761	Clyde Hubbard	2008-09	15	16	.484	1,884	1,872	Joe Scott			
1937-38	2	16	.111	708	922	Clyde Hubbard	2009-10	19	13	.594	2,079	2,012	Joe Scott			
1938-39	4	14	.222	701	880	Clyde Hubbard	2010-11	13	17	.433	1,800	1,817	Joe Scott			
1939-40	7	14	.286	907	959	Clyde Hubbard	2011-12	22	9	.710	2,112	1,876	Joe Scott			
1940-41	8	9	.471	644	679	Ellison Ketchum	2012-13	22	10	.688	2,076	1,790	Joe Scott			
1941-42	4	16	.200	700	853	Ellison Ketchum	2013-14	16	15	.516	2,044	1,999	Joe Scott			
1942-43	19	8	.704	1,338	1,168	Ellison Ketchum & Mark Duncan	2014-15	12	18	.400	1,865	1,890	Joe Scott			
1943-44	6	18	.250	900	1,153	Art Quinlan	2015-16	16	15	.516	2,021	2,024	Joe Scott			
1944-45	7	16	.304	1,007	1,226	Cliff Rock	2016-17	16	14	.533	2,275	2,239	Rodney Billups			
1945-46	9	15	.375	1,102	1,245	Ken Loeffler	2017-18	15	15	.500	2,192	2,189	Rodney Billups			
1946-47	16	10	.615	1,305	1,241	Ellison Ketchum	2018-19	8	22	.433	2,086	2,319	Rodney Billups			
1947-48	18	11	.621	1,665	1,554	Ellison Ketchum	2019-20	7	24	.225	2,135	2,360	Rodney Billups			
1948-49	18	15	.531	1,865	1,802	Ellison Ketchum & Hoyt Brawner	2020-21	2	19	.095	1,466	1,662	Rodney Billups			
1949-50	18	13	.581	1,663	1,641	Hoyt Brawner	2021-22	11	21	.388	2,257	2,380	Jeff Wulbrun			
1950-51	14	16	.467	1,678	1,715	Hoyt Brawner	2022-23	15	17	.469	2,325	2,402	Jeff Wulbrun			
1951-52	11	15	.423	1,307	1,518	Hoyt Brawner	2023-24	17	17	.500	2,755	2,737	Jeff Wulbrun			
1952-53	9	16	.360	1,523	1,706	Hoyt Brawner	<b>Totals</b>	<b>1,347</b>	<b>1,428</b>	<b>.485</b>	<b>173,208</b>	<b>173,958</b>	<b>121 Seasons</b>			
1953-54	6	21	.222	1,524	1,736	Hoyt Brawner	<b>PIONEERS AT HOME</b>						<b>Games</b>	<b>W</b>	<b>L</b>	<b>Pct.</b>
1954-55	9	14	.391	1,586	1,672	Hoyt Brawner	Other sites (Prior to 1911)	8	5	3	.625					
1955-56	13	12	.520	1,755	1,764	Hoyt Brawner	DU Gymnasium (1911-48)	238	129	109	.542					
1956-57	11	12	.478	1,497	1,493	Hoyt Brawner	City Auditorium (1921-77)	74	36	38	.490					
1957-58	13	12	.520	1,646	1,548	Hoyt Brawner	DU Fieldhouse (1948-99)	532	371	161	.697					
1958-59	14	10	.583	1,696	1,624	Hoyt Brawner	DU Arena (1949-53)	60	34	26	.567					
1959-60	13	11	.542	1,739	1,719	Hoyt Brawner	Cherry Creek High (1973-74)	8	5	3	.625					
1960-61	12	14	.462	1,651	1,748	Hoyt Brawner	Regis Fieldhouse (1973-90)	15	14	1	.933					
1961-62	8	17	.320	1,693	1,895	Hoyt Brawner	Magness Arena (1999-20)	271	176	95	.649					
1962-63	6	19	.240	1,629	1,761	Troy Bledsoe	<b>Hamilton Gymnasium (2002-07, 2017-Pres.)</b>	<b>76</b>	<b>44</b>	<b>32</b>	<b>.579</b>					
1963-64	6	20	.231	1,549	1,696	Troy Bledsoe	<b>Totals</b>	<b>1,282</b>	<b>814</b>	<b>468</b>	<b>.635</b>					
1964-65	11	14	.440	1,877	1,905	Troy Bledsoe	The Pioneers had a 79-game home winning streak that began during the 1979-80 season and ended during the 1984-85 season. Four of the wins were "home" games played in the Regis Fieldhouse.									
1965-66	14	11	.560	2,110	2,016	Troy Bledsoe	<b>Last loss before streak:</b> Feb. 11, 1980: U.S. International 66, Denver 63									
1966-67	13	12	.520	1,979	1,872	Troy Bledsoe	<b>Start of streak:</b> Feb. 12, 1980: Denver 84, Northern Colorado 68									
1967-68	11	14	.440	2,110	2,148	Troy Bledsoe	<b>Last win of streak:</b> Jan. 5, 1985: Denver 59, Metro State 57									
1968-69	2	24	.077	2,089	2,428	Stan Albeck	<b>End of streak:</b> Jan. 8, 1985: Northern Colorado 67, Denver 64									
1969-70	13	11	.542	1,729	1,640	Stan Albeck										
1970-71	17	9	.654	1,975	1,821	Jim Karabetsos										
1971-72	11	15	.423	1,879	1,981	Jim Karabetsos										
1972-73	17	9	.654	2,177	2,042	Al Harden										
1973-74	11	15	.423	2,083	2,175	Al Harden										
1974-75	10	16	.360	2,002	2,123	Al Harden										

# SEASON-BY-SEASON STATISTICS

Season	G	FG-FGA	Pct.	3P-3PA	Pct.	FT-FTA	Pct.	Reb.	Avg.	PF	A	Blk.	Stl.	Pts.	Avg.
2023-24	34	946-2103	.450	294-845	.348	569-779	.730	1213	35.7	573	443	132	211	2755	81.0
Opponents	34	993-2133	.466	265-749	.354	486-657	.740	1252	36.8	633	439	132	170	2737	80.5
2022-23	32	835-1716	.487	144-442	.335	511-713	.717	1126	35.2	544	363	98	177	2325	72.7
Opponents	32	871-1950	.447	263-785	.335	397-526	.755	995	31.1	621	448	117	216	2402	75.0
2021-22	32	816-1773	.460	232-631	.368	393-564	.697	1031	32.2	557	397	107	167	2257	70.5
Opponents	32	838-1871	.448	265-746	.355	439-595	.738	1100	34.4	568	387	105	170	2380	74.3
2020-21	21	519-1171	.443	141-402	.351	287-398	.721	636	30.3	431	250	54	120	1466	69.8
Opponents	21	560-1174	.477	173-453	.382	369-479	.770	722	34.4	418	237	70	136	1662	79.1
2019-20	31	770-1734	.444	162-504	.321	433-628	.689	1039	33.5	627	347	72	182	2135	68.9
Opponents	31	799-1788	.447	250-776	.322	512-677	.756	1118	36.1	590	388	80	193	2360	76.1
2018-19	30	755-1723	.438	227-622	.365	349-460	.759	1041	34.7	506	354	78	142	2086	69.5
Opponents	30	822-1748	.470	318-760	.418	357-493	.724	982	32.7	487	428	79	177	2319	77.3
2017-18	30	803-1699	.473	211-527	.400	375-540	.694	1108	36.9	562	452	72	129	2192	73.1
Opponents	30	746-1720	.434	250-747	.335	447-618	.723	929	31.0	555	330	87	199	2189	73.0
2016-17	30	811-1684	.482	223-555	.402	428-583	.734	1058	35.3	603	452	64	150	2275	75.8
Opponents	30	756-1700	.445	236-659	.358	491-664	.739	933	31.1	587	349	101	206	2239	74.6
2015-16	31	689-1449	.476	235-613	.383	408-530	.770	781	25.2	595	443	71	198	2021	65.2
Opponents	31	672-1479	.454	193-520	.371	487-642	.759	945	30.5	549	366	87	177	2024	65.3
2014-15	30	657-1369	.480	224-589	.380	327-427	.766	717	23.9	611	457	55	179	1865	62.2
Opponents	30	629-1328	.474	147-396	.371	485-680	.713	859	28.6	478	305	66	156	1890	63.0
2013-14	31	711-1535	.463	253-654	.387	369-520	.710	808	26.1	620	466	102	217	2044	65.9
Opponents	31	688-1437	.479	145-416	.349	478-695	.688	972	31.4	500	347	88	159	1999	64.5
2012-13	32	739-1540	.480	252-672	.375	346-481	.719	802	25.1	557	516	145	288	2076	64.9
Opponents	32	623-1442	.432	117-353	.331	427-591	.723	995	31.1	473	276	75	154	1790	55.9
2011-12	31	728-1494	.487	255-641	.398	401-526	.762	820	26.5	564	484	137	223	2112	68.1
Opponents	31	649-1486	.437	139-383	.363	439-604	.727	944	30.5	505	264	95	154	1876	60.5
2010-11	30	601-1324	.454	232-578	.401	366-505	.725	718	23.9	653	397	106	166	1800	60.0
Opponents	30	577-1264	.456	119-291	.409	544-787	.691	890	29.7	551	231	87	161	1817	60.6
2009-10	32	689-1406	.490	251-635	.395	450-630	.714	768	24.0	697	465	97	181	2079	65.0
Opponents	32	645-1403	.460	132-348	.379	590-838	.704	953	29.8	612	257	84	167	2012	62.9
2008-09	31	642-1339	.479	243-645	.377	357-484	.738	739	23.8	645	422	63	160	1884	60.8
Opponents	31	626-1397	.448	128-401	.319	492-689	.714	919	29.6	558	323	78	184	1872	60.4
2007-08	30	568-1229	.462	189-543	.348	373-489	.763	719	24.0	533	378	102	190	1698	56.6
Opponents	30	640-1399	.457	140-398	.352	391-564	.693	853	28.4	490	320	73	203	1811	60.4
2006-07	29	627-1572	.399	211-600	.352	390-540	.722	940	32.4	495	348	41	140	1855	64.0
Opponents	29	820-1748	.469	234-577	.406	320-496	.645	1107	38.2	539	445	89	212	2194	75.7
2005-06	31	723-1639	.444	177-490	.361	437-583	.750	1086	35.0	475	412	129	151	2060	66.5
Opponents	31	767-1871	.410	184-596	.309	327-462	.708	1078	34.8	550	385	97	212	2045	66.0
2004-05	31	824-1735	.475	197-524	.376	421-602	.699	1030	33.2	491	485	152	230	2266	73.1
Opponents	31	785-1843	.426	175-506	.346	331-490	.676	1119	36.1	539	391	107	203	2076	67.0
2003-04	27	656-1518	.432	185-492	.376	380-553	.687	960	35.6	508	383	95	185	1877	69.5
Opponents	27	680-1544	.440	168-450	.376	350-511	.685	965	35.7	493	344	82	155	1879	69.6
2002-03	32	778-1909	.408	249-720	.346	463-636	.728	1184	37.0	614	461	53	230	2268	70.9
Opponents	32	808-1780	.454	173-519	.333	421-623	.676	1140	35.6	590	400	107	197	2210	69.1
2001-02	28	681-1561	.436	162-428	.379	296-423	.700	865	30.9	527	374	46	177	1820	65.0
Opponents	28	694-1460	.475	169-445	.380	401-582	.689	956	34.1	435	384	72	167	1958	69.9
2000-01	28	701-1664	.421	163-497	.328	323-540	.598	1086	38.8	526	359	71	185	1888	67.4
Opponents	28	716-1659	.432	173-470	.368	373-568	.657	1041	37.2	518	398	107	226	1978	70.6
1999-00	28	604-1734	.369	204-650	.314	366-566	.647	999	35.7	512	372	78	148	1850	66.1
Opponents	28	801-1669	.480	170-425	.400	387-579	.668	1161	41.5	518	486	104	190	2159	77.1
1998-99	27	709-1691	.419	194-568	.342	376-515	.730	1022	37.9	440	407	102	129	1988	73.6
Opponents	27	810-1771	.457	171-485	.353	356-536	.668	1106	41.0	478	439	90	204	2149	79.6
1997-98	27	617-1553	.397	205-597	.343	377-534	.706	960	35.6	519	352	107	178	1816	67.3
Opponents	27	697-1643	.424	189-469	.403	467-667	.700	1121	41.5	469	357	84	202	2050	75.9
1996-97	26	731-1547	.473	151-439	.344	438-631	.694	986	37.9	513	474	75	199	2051	78.9
Opponents	26	711-1583	.449	198-537	.369	459-641	.716	898	34.5	510	407	55	259	2079	80.0
1995-96	29	828-1696	.488	214-570	.375	571-760	.751	1150	39.7	571	530	70	224	2441	84.2
Opponents	29	784-1811	.433	221-618	.358	406-638	.636	1010	34.8	590	404	67	258	2195	75.7
1994-95	28	825-1739	.474	185-508	.364	496-725	.684	1053	37.6	668	481	69	274	2331	83.3
Opponents	28	710-1606	.442	204-592	.345	588-822	.715	1030	36.8	626	364	86	231	2212	79.0
1993-94	30	848-1804	.470	152-422	.360	529-812	.651	1208	40.3	650	456	82	240	2377	79.2
Opponents	30	775-1832	.423	247-696	.355	568-866	.656	1150	38.3	667	462	87	298	2365	78.8
1992-93	26	729-1623	.449	206-505	.408	474-712	.666	1047	40.3	608	360	70	171	2138	82.2
Opponents	26	648-1549	.418	174-436	.399	543-791	.686	1021	39.3	585	324	50	166	2013	77.4
1991-92	32	881-1881	.468	165-436	.378	665-881	.755	1209	37.8	570	462	157	204	2592	81.0
Opponents	32	873-2026	.431	192-530	.362	450-654	.688	1145	35.8	691	399	73	236	2388	74.6

# SEASON-BY-SEASON STATISTICS

1990-91	29	909-1960 .464	196-479 .409	569-795 .716	1217	42.0	562	505	--	--	2583	89.1
Opponents	29	808-1923 .420	205-495 .414	437-665 .657	1058	36.5	933	415	--	--	2258	77.9
1989-90	23	660-1382 .478	145-339 .363	362-498 .727	854	37.1	466	353	86	183	1835	79.8
Opponents	23	649-1431 .454	155-392 .395	391-582 .672	834	36.3	432	385	49	205	1844	80.2
1988-89	30	822-1756 .468	187-455 .411	527-736 .716	1127	37.6	550	447	--	--	2359	78.6
Opponents	30	867-1911 .454	217-493 .440	426-641 .665	1118	37.3	605	441	--	--	2379	79.3
1987-88	28	869-1779 .488	106-279 .380	509-725 .702	1182	42.2	593	466	139	260	2353	84.0
Opponents	28	732-1696 .432	165-422 .391	495-729 .679	1032	36.9	579	396	72	200	2124	75.9
1986-87	29	772-1582 .488	79-184 .429	507-765 .663	1077	37.1	501	424	113	309	2130	73.4
Opponents	29	691-1709 .404	143-398 .359	319-517 .617	1053	36.3	601	373	66	205	1844	63.6
1985-86	29	714-1572 .454	--	398-564 .706	962	33.2	463	418	51	217	1826	63.0
Opponents	29	771-1687 .457	--	296-439 .674	978	33.7	535	442	47	191	1838	63.4
1984-85	27	643-1313 .490	--	367-548 .670	820	30.4	436	394	55	138	1655	61.3
Opponents	27	699-1424 .491	--	288-414 .696	777	28.8	508	412	72	148	1688	62.5
1983-84	32	856-1622 .528	--	513-720 .713	1048	32.8	443	603	59	205	2225	69.5
Opponents	32	816-1749 .467	--	237-355 .668	890	27.8	652	485	62	181	1869	58.4
1982-83	28	749-1483 .505	--	407-571 .715	933	33.3	513	474	41	209	1906	68.1
Opponents	28	734-1524 .482	--	332-479 .693	845	30.2	535	399	51	169	1801	64.3
1981-82	29	781-1466 .533	--	375-563 .666	922	34.2	493	505	85	207	1937	66.8
Opponents	29	644-1474 .437	--	329-493 .667	824	28.4	570	386	50	192	1617	55.8
1980-81	29	870-1693 .514	--	382-567 .674	1121	38.6	569	531	110	264	2122	73.2
Opponents	29	696-1606 .433	--	376-541 .695	902	31.1	568	399	52	195	1768	61.0
1979-80	29	907-1839 .493	--	357-561 .636	1156	40.0	526	474	87	190	2171	74.9
Opponents	29	785-1786 .440	--	369-552 .668	1053	36.3	558	395	42	186	1939	66.9
1978-79	27	835-1803 .463	--	427-585 .730	1125	41.7	551	432	67	199	2097	77.7
Opponents	27	834-1830 .456	--	381-557 .684	1173	43.4	552	451	93	161	2049	75.9
1977-78	27	868-1847 .470	--	389-539 .722	1145	42.4	542	533	183	67	2125	78.7
Opponents	27	865-1711 .506	--	452-651 .694	1110	41.1	554	525	135	71	2182	80.8
1976-77	27	894-1898 .471	--	384-552 .695	1180	43.7	615	453	--	--	2172	80.4
Opponents	27	888-1867 .475	--	452-654 .691	1149	42.6	539	383	--	--	2228	82.5
1975-76	27	974-2046 .476	--	452-604 .748	1324	49.0	544	486	--	--	2400	88.9
Opponents	27	987-2132 .462	--	367-551 .666	1229	45.5	598	462	--	--	2341	86.7
1974-75	26	798-1834 .435	--	406-562 .722	1178	44.5	577	--	--	--	2002	77.0
Opponents	26	855-1885 .453	--	413-619 .667	1220	46.9	446	--	--	--	2123	81.7
1973-74	26	886-1927 .460	--	311-410 .759	1077	41.4	464	--	--	--	2083	80.1
Opponents	26	928-2053 .452	--	319-466 .685	1287	49.5	460	--	--	--	2175	83.7
1972-73	26	900-1875 .480	--	377-542 .696	1287	49.5	416	--	--	--	2177	83.7
Opponents	26	895-2093 .426	--	252-373 .676	1317	45.0	511	--	--	--	2042	78.5
1971-72	26	714-1594 .448	--	451-632 .714	1108	42.6	469	--	--	--	1879	72.2
Opponents	26	781-1741 .448	--	439-609 .721	1084	41.6	470	--	--	--	1981	76.4
1970-71	26	756-1626 .465	--	463-688 .673	1184	45.4	447	--	--	--	1975	75.9
Opponents	26	727-1664 .435	--	367-556 .660	1047	40.3	515	--	--	--	1821	70.0
1969-70	24	647-1515 .427	--	435-643 .677	1003	41.8	457	--	--	--	1729	72.0
Opponents	24	616-1334 .462	--	408-649 .629	1002	41.7	468	--	--	--	1640	68.3
1968-69	26	807-2069 .390	--	405-625 .648	1277	49.1	534	--	--	--	2019	77.7
Opponents	26	922-1992 .463	--	490-744 .659	1529	58.8	470	--	--	--	2334	89.8
1967-68	25	820-1849 .443	--	470-698 .673	1306	52.2	511	--	--	--	2110	84.4
Opponents	26	819-1933 .419	--	510-712 .716	1267	50.7	524	--	--	--	2148	85.5
1966-67	25	774-1630 .475	--	426-602 .708	1193	47.7	463	--	--	--	1974	79.0
Opponents	25	742-1805 .411	--	393-559 .704	1068	42.7	490	--	--	--	1877	75.1
1965-66	25	787-1725 .457	--	536-738 .726	1276	51.0	447	--	--	--	2110	84.4
Opponents	25	809-1945 .415	--	398-582 .684	1174	46.9	544	--	--	--	2016	80.6
1964-65	25	708-1693 .419	--	461-664 .694	1128	45.6	455	--	--	--	1877	75.1
Opponents	25	736-1676 .434	--	431-604 .604	1113	46.2	510	--	--	--	1905	76.2
1963-64	22	488-1247 .391	--	353-516 .684	909	41.3	383	--	--	--	1329	60.4
Opponents	22	542-1275 .425	--	360-512 .703	898	40.8	406	--	--	--	1444	65.6
1962-63	25	645-1596 .404	--	335-534 .627	1038	41.5	487	--	--	--	1625	65.0
Opponents	25	648-1488 .435	--	470-661 .711	1143	45.7	418	--	--	--	1766	70.6
1961-62	25	657-1652 .398	--	379-618 .613	1184	47.4	480	--	--	--	1693	67.7
Opponents	25	728-1759 .414	--	439-654 .671	1296	51.8	551	--	--	--	1895	75.8
1960-61	26	624-1588 .393	--	405-650 .620	1227	47.2	465	--	--	--	1651	63.5
Opponents	26	650-1688 .385	--	448-675 .664	1249	48.0	482	--	--	--	1748	67.2
1959-60	24	656-1682 .390	--	427-674 .634	1322	55.1	468	--	--	--	1739	72.5
Opponents	24	636-1703 .373	--	447-669 .668	1240	51.7	480	--	--	--	1719	71.6
1958-59	24	628-1743 .361	--	440-673 .654	1417	59.0	471	--	--	--	1696	70.7
Opponents	24	580-1704 .340	--	464-681 .681	1272	53.0	446	--	--	--	1624	67.7
1957-58	25	637-1700 .375	--	372-619 .601	1174	47.0	456	--	--	--	1646	65.8
Opponents	25	554-1591 .348	--	440-632 .696	1091	43.6	456	--	--	--	1548	61.9

# SEASON-BY-SEASON STATISTICS

1956-57	23	553-1600	.346	--	--	399-647	.615	1210	52.6	314	--	--	--	1505	65.4
Opponents	23	561-1603	.350	--	--	363-543	.668	1013	44.0	398	--	--	--	1485	64.6
1955-56	25	666-1830	.364	--	--	421-718	.586	1406	56.2	439	--	--	--	1753	70.1
Opponents	25	664-1876	.354	--	--	438-708	.619	1222	48.9	437	--	--	--	1766	70.6
1954-55	23	573-1646	.348	--	--	440-751	.586	1126	49.0	406	--	--	--	1586	69.0
Opponents	23	624-1890	.330	--	--	424-677	.627	1080	47.0	442	--	--	--	1672	72.5
1953-54	27	551-1714	.322	--	--	422-708	.596	948	35.1	533	--	--	--	1524	56.4
Opponents	27	603-1852	.326	--	--	530-795	.667	933	34.5	458	--	--	--	1736	64.3
1952-53	25	533-1587	.336	--	--	457-734	.323	978	39.1	559	--	--	--	1523	60.9
Opponents	25	527-1669	.316	--	--	557-884	.630	969	38.8	482	--	--	--	1605	64.2
1951-52	26	566-1650	.343	--	--	375-622	.600	1011	38.9	614	157	--	--	1507	57.9
Opponents	26	540-1794	.306	--	--	439-700	.627	1034	39.8	586	114	--	--	1519	58.4
1950-51	30	603-1952	.309	--	--	470-738	.629	845	28.8	726	288	--	--	1676	55.9
Opponents	30	605	--	--	--	505-750	.673	--	--	663	--	--	--	1715	57.2
1949-50	31	601	--	--	--	466-775	.601	--	--	609	--	--	--	1668	53.8
Opponents	31	590	--	--	--	455-723	.629	--	--	646	--	--	--	1635	52.7
1948-49	33	619	--	--	--	505-733	.689	--	--	666	--	--	--	1743	52.8
Opponents	33	642	--	--	--	454-729	.620	--	--	675	--	--	--	1738	52.1
1947-48	26	579	--	--	--	326	--	--	--	576	--	--	--	1484	57.1
Opponents	26	494	--	--	--	406	--	--	--	491	--	--	--	1394	53.6
1946-47	26	507	--	--	--	291	--	--	--	458	--	--	--	1305	50.2
Opponents	26	481	--	--	--	279	--	--	--	458	--	--	--	1241	47.7
1945-46	24	424	--	--	--	253	--	--	--	351	--	--	--	1101	45.9
Opponents	24	507	--	--	--	231	--	--	--	372	--	--	--	1245	51.9
1944-45	23	401	--	--	--	205	--	--	--	319	--	--	--	1007	43.8
Opponents	23	499	--	--	--	228	--	--	--	324	--	--	--	1226	53.3
1943-44	24	250	--	--	--	116	--	--	--	248	--	--	--	892	37.2
Opponents	24	324	--	--	--	157	--	--	--	198	--	--	--	1159	48.3
1942-43	27	529	--	--	--	280	--	--	--	415	--	--	--	1338	49.6
Opponents	27	453	--	--	--	262	--	--	--	387	--	--	--	1168	43.3
1941-42	20	269	--	--	--	136	--	--	--	242	--	--	--	700	35.0
Opponents	20	322	--	--	--	172	--	--	--	240	--	--	--	853	42.7
1940-41	17	237	--	--	--	170	--	--	--	243	--	--	--	644	37.9
Opponents	17	256	--	--	--	167	--	--	--	258	--	--	--	679	39.9
1939-40	21	347	--	--	--	202	--	--	--	324	--	--	--	907	43.2
Opponents	21	372	--	--	--	224	--	--	--	277	--	--	--	959	45.7
1938-39	18	258	--	--	--	187	--	--	--	218	--	--	--	703	39.1
Opponents	18	362	--	--	--	153	--	--	--	260	--	--	--	877	48.7
1937-38	18	261	--	--	--	186	--	--	--	263	--	--	--	708	39.3
Opponents	18	366	--	--	--	190	--	--	--	250	--	--	--	922	51.2

# SEASON-BY-SEASON LEADERS

POINTS					REBOUNDS					FIELD GOAL PERCENTAGE (Minimum 150 Atts)				
Year	Player	G	Pts.	PPG	Year	Player	G	No.	RPG	Year	Player	FG	FGA	Pct.
2023-24	Tommy Bruner	34	816	24.0	2023-24	Touko Tainamo	34	262	7.7	2023-24	Jaxon Brenchley	129	252	.512
2022-23	Tommy Bruner	32	508	15.9	2022-23	Tyree Corbett	22	182	8.3	2022-23	Lukas Kisunas	130	192	.677
2021-22	KJ Hunt	30	454	15.1	2021-22	Touko Tainamo	32	163	5.1	2021-22	Touko Tainamo	100	173	.578
2020-21	Jase Townsend	20	383	19.2	2020-21	Sam Hines Jr.	20	116	5.8	2020-21	Sam Hines Jr.	84	178	.472
2019-20	Ade Murkey	31	576	18.6	2019-20	Ade Murkey	31	194	6.3	2019-20	Robert Jones	118	204	.578
2018-19	Ronnie Harrell Jr.	29	375	12.9	2018-19	Ronnie Harrell Jr.	29	159	5.5	2018-19	Ade Murkey	122	257	.475
2017-18	Joe Rosga	30	483	16.1	2017-18	Daniel Amigo	30	201	6.7	2017-18	Daniel Amigo	189	363	.521
2016-17	Daniel Amigo	30	464	15.5	2016-17	Daniel Amigo	30	213	7.1	2016-17	Daniel Amigo	182	340	.535
2015-16	Joe Rosga	29	367	12.7	2015-16	Marcus Byrd	31	117	3.8	2015-16	Nate Engesser	117	226	.518
2014-15	Brett Olson	30	418	13.9	2014-15	Cam Griffin	28	172	6.1	2014-15	Cam Griffin	109	201	.542
2013-14	Brett Olson	31	448	14.5	2013-14	Cam Griffin	31	179	5.8	2013-14	Chris Udofia	137	276	.496
2012-13	Chris Udofia	32	424	13.3	2012-13	Royce O'Neale	32	177	5.5	2012-13	Jalen Love	86	163	.528
2011-12	Brian Stafford	31	448	14.5	2011-12	Royce O'Neale	31	181	5.8	2011-12	Chris Udofia	165	309	.534
	Chris Udofia	31	448	14.5	2010-11	Chase Hallam	30	136	4.5	2010-11	Chris Udofia	87	175	.497
2010-11	Brian Stafford	30	388	12.9	2009-10	Nate Rohnert	32	182	5.7	2009-10	Chase Hallam	112	212	.528
2009-10	Nate Rohnert	32	464	14.6	2008-09	Rob Lewis	31	170	5.5	2008-09	Rob Lewis	138	250	.552
2008-09	Nate Rohnert	31	473	15.3	2007-08	Rob Lewis	30	133	4.4	2007-08	Rob Lewis	91	178	.511
2007-08	Adam Tanner	30	324	10.8	2006-07	Antonio Porch	29	157	5.4	2006-07	Tyler Bullock	110	247	.445
2006-07	DaShawn Walker	27	403	14.9	2005-06	Yemi Nicholson	31	339	10.9	2005-06	Yemi Nicholson	238	395	.603
2005-06	Yemi Nicholson	31	616	19.9	2004-05	Yemi Nicholson	31	261	8.4	2004-05	Yemi Nicholson	235	400	.588
2004-05	Yemi Nicholson	31	561	18.1	2003-04	Brett Starkey	27	193	7.1	2003-04	Yemi Nicholson	78	154	.506
2003-04	Erik Benzel	27	389	14.4	2002-03	Brett Starkey	32	311	9.7	2002-03	Brett Starkey	142	284	.500
2002-03	B.J. Pratt	32	512	16.0	2001-02	Sherman Rochell	28	168	6.0	2001-02	Wahhab Carter	143	270	.530
2001-02	B.J. Pratt	28	388	13.9		Wahhab Carter	28	168	6.0	2000-01	Steve Simmons	91	163	.558
2000-01	B.J. Pratt	28	453	16.2	2000-01	Steve Simmons	27	244	9.0	1999-00	Wahhab Carter	171	429	.399
1999-00	Wahhab Carter	27	471	17.4	1999-00	Wahhab Carter	27	203	7.5	1998-99	Eric Dow	158	314	.503
1998-99	Arthur Ireland	27	462	17.1	1998-99	Eric Dow	27	276	10.2	1997-98	Eric Dow	120	228	.526
1997-98	Russell Martin	27	439	16.3	1997-98	Eric Dow	27	196	7.2	1996-97	Doug Price	200	349	.573
1996-97	Doug Price	26	537	20.7	1996-97	Doug Price	26	193	7.4	1995-96	Doug Price	152	251	.606
1995-96	Ashley Day	28	591	21.1	1995-96	Ashley Day	28	176	6.3	1994-95	Stacy Lincoln	96	169	.568
1994-95	Ashley Day	28	457	16.3		Doug Price	28	176	6.3	1993-94	Bret Benvenuti	116	213	.545
1993-94	Lars Van Etten	30	511	17.0	1994-95	Ashley Day	28	195	7.0	1992-93	Doug Price	91	163	.558
1992-93	Mark Ziegler	26	357	13.7	1993-94	Doug Price	30	281	9.4	1991-92	Kelly Lively	170	301	.565
1991-92	Alex Sund	32	519	16.2	1992-93	Doug Price	26	159	6.1	1990-91	Tim Ray	142	253	.561
1990-91	Alex Sund	27	411	15.2	1991-92	Kelly Lively	32	223	7.0	1989-90	Scott Williams	260	501	.519
1989-90	Scott Williams	23	553	24.0	1990-91	Alex Sund	27	207	7.7	1988-89	Ricky Oliver	106	184	.576
1988-89	Dave Collignon	30	595	19.8	1989-90	Ricky Oliver	23	164	7.1	1987-88	Ira Harge	109	208	.524
1987-88	Peter Faller	28	466	16.6	1988-89	Dave Collignon	30	203	6.8	1986-87	Adam Murphy	108	184	.587
1986-87	Peter Faller	28	442	15.8	1987-88	Ira Harge	25	202	8.1	1985-86	Stan Adams	144	293	.491
1985-86	Stan Adams	29	354	12.2	1986-87	Ira Harge	27	201	7.4	1984-85	Casey Carrabine	132	245	.539
1984-85	Casey Carrabine	24	326	14.6	1985-86	Stan Adams	29	209	7.2	1983-84	Greg Rhodes	111	190	.584
	Mark Langkamp	15	221	14.7	1984-85	Ty Sherbert	27	161	6.0	1982-83	Doug Wilson	89	166	.536
1983-84	Mark Langkamp	32	627	19.6	1983-84	Mark Langkamp	32	234	7.3	1981-82	Dwayne Russell	139	243	.572
1982-83	Mark Langkamp	28	409	14.6	1982-83	Mark Langkamp	28	182	6.5	1980-81	Alonzo Weatherly	187	328	.570
1981-82	Dwayne Russell	29	346	11.9	1981-82	Dwayne Russell	29	228	7.9	1979-80	Mel Coffman	161	295	.546
	Brian Correll	22	280	12.7	1980-81	Dwayne Russell	29	238	8.2	1978-79	Roy Jones	128	242	.529
1980-81	Alonzo Weatherly	29	459	15.8	1979-80	Alonzo Weatherly	29	275	9.5	1977-78	Steve Bajema	183	364	.503
1979-80	Alonzo Weatherly	29	673	23.2	1978-79	Matt Teahan	26	219	8.4	1976-77	Brad Hunt	110	219	.502
1978-79	Matt Teahan	26	659	25.9	1977-78	Steve Bajema	26	218	8.4	1975-76	Greg Champlin	102	191	.534
1977-78	Steve Bajema	26	434	16.7	1976-77	Karl Manley	25	176	7.0	1974-75	George Walls	155	318	.487
1976-77	Bob Heaton	27	315	11.7	1975-76	Jim Mitchem	27	219	8.1	1973-74	John Johnson	244	479	.509
1975-76	Steve Cribari	27	427	15.8	1974-75	George Walls	26	286	11.0	1972-73	George Walls	113	185	.611
1974-75	George Zumbro	26	419	16.1	1973-74	John Johnson	26	282	10.8	1971-72	Bob Oliver	90	160	.563
1973-74	John Johnson	26	608	23.4	1972-73	John Johnson	26	326	12.5	1970-71	Dave Bustion	199	374	.532
1972-73	Joe Wallace	26	601	23.1	1971-72	Dave Bustion	26	336	12.8	1969-70	Willie Cherry	114	246	.467
1971-72	Dave Bustion	26	530	20.3	1970-71	Dave Bustion	26	315	12.1	1968-69	Horace Kearney	176	414	.425
1970-71	Dave Bustion	26	508	19.5	1969-70	Willie Cherry	24	226	9.4	1967-68	Brian Clare	121	264	.458
1969-70	Al Ford	24	426	17.7	1968-69	Al Ford	26	182	7.0	1966-67	Byron Beck	141	256	.551
1968-69	Horace Kearney	24	431	18.0	1967-68	Brian Clare	25	278	11.1	1965-66	Byron Beck	171	307	.557
1967-68	Harry Hollines	25	626	25.0	1966-67	George Roderick	25	230	9.2	1964-65	Frank Mixon	185	379	.488
1966-67	Harry Hollines	25	621	24.8	1965-66	Byron Beck	25	295	11.8	1963-64	Dave Arnold	82	178	.461
1965-66	Harry Hollines	25	632	25.4	1964-65	Frank Mixon	24	212	8.8	1962-63	Bill Mumma	91	192	.474
1964-65	Frank Mixon	24	469	19.5	1963-64	Jack England	26	244	9.4	1961-62	Bill Mumma	93	199	.467
1963-64	Frank Mixon	25	441	17.6	1962-63	Ted Olglesby	25	169	6.8	1960-61	Bill Mumma	83	184	.449
1962-63	Dennis Hodge	25	419	16.8	1961-62	Tim Vezie	25	193	7.7	1959-60	Bob Moe	98	201	.488
1961-62	Tim Vezie	25	383	15.3	1960-61	Bob Grinstead	26	239	9.2	1958-59	Bob Grinstead	112	288	.390
1960-61	Tim Vezie	25	417	16.0	1959-60	Jim Peay	24	332	13.8	1957-58	George DeRoos	99	230	.430
1959-60	Jim Peay	24	425	17.7	1958-59	Jim Peay	24	304	12.7	1956-57	Dick Brott	165	415	.398
1958-59	Jim Peay	24	261	15.0	1957-58	Jim Peay	25	279	11.2	1955-56	Jim Peay	100	238	.420
1957-58	Jerry Cole	25	344	13.8	1956-57	Dick Brott	23	425	18.5	1954-55	Dick Brott	163	423	.385
1956-57	Dick Brott	23	442	19.2	1955-56	Dick Brott	25	296	11.8	1953-54	Keith Patton	107	278	.385
1955-56	Jim Powell	21	311	14.8	1954-55	Dick Brott	23	346	15.0	1952-53	Glenn Buse	74	196	.378
1954-55	Dick Brott	23	436	18.7	1953-54	Tom Rhone	26	193	7.4	1951-52	Keith Patton	93	198	.463
1953-54	Keith Patton	26	320	12.3	1952-53	Tom Rhone	25	204	8.2	1950-51	Dale Toft	142	372	.382
1952-53	Keith Patton	25	283	11.3	1951-52	Keith Patton	26	148	5.7					
	Tom Rhone	25	283	11.3	1950-51	Dale Toft	30	246	8.2					
1951-52	Dale Toft	14	188	13.4										
1950-51	Dale Toft	30	419	14.0										
1949-50	Dale Toft	29	438	15.1										
1948-49	Vince Boryla	33	624	18.9										

# SEASON-BY-SEASON LEADERS

## FREE-THROW PERCENTAGE (Minimum 75 Atts)

Year	Player	FT	FTA	Pct.
2023-24	Tommy Bruner	210	260	.808
2022-23	Tommy Bruner	146	173	.844
2021-22	Jordan Johnson	72	85	.847
2020-21	Jase Townsend	88	99	.889
2019-20	Jase Townsend	86	108	.796
2018-19	Ade Murkey	82	106	.774
2017-18	Joe Rosga	100	111	.901
2016-17	Joe Rosga	82	96	.854
2015-16	Joe Rosga	100	113	.885
2014-15	Brett Olson	73	87	.839
2013-14	Brett Olson	92	102	.902
2012-13	Royce O'Neale	93	122	.762
2011-12	Royce O'Neale	83	96	.865
2010-11	Brian Stafford	90	106	.849
2009-10	Brian Stafford	78	100	.780
2008-09	Rob Lewis	96	120	.800
2007-08	Adam Tanner	96	123	.780
2006-07	Antonio Porch	74	89	.831
2005-06	DeShawn Walker	62	76	.816
2004-05	Antonio Porch	114	133	.857
2003-04	Carvell McAlister	71	88	.807
2002-03	B.J. Pratt	114	132	.864
2001-02	Sherman Rochell	77	104	.740
2000-01	B.J. Pratt	82	101	.812
1999-00	B.J. Pratt	70	87	.805
1998-99	Arthur Ireland	107	138	.775
1997-98	Victor Allen	71	92	.772
1996-97	Doug Price	134	184	.728
1995-96	Pete Hefty	74	88	.841
1994-95	Pete Hefty	66	82	.805
1993-94	Lars Van Etten	80	105	.762
1992-93	Mark Ziegler	57	77	.740
1991-92	Kelly Lively	102	127	.803
1990-91	Pat Boyle	74	97	.763
1989-90	Tim Ray	63	79	.797
1988-89	Tim Ray	91	119	.765
1987-88	Peter Faller	144	170	.847
1986-87	Peter Faller	139	168	.827
1985-86	Peter Faller	83	104	.798
1984-85	Peter Faller	80	98	.816
1983-84	Mark Langkamp	155	200	.775
1982-83	Mark Langkamp	131	153	.856
1981-82	Doug Wilson	69	91	.758
1980-81	Alonzo Weatherly	85	139	.612
1979-80	Tom Jorgenson	85	115	.739
1978-79	Matt Teahan	123	146	.842
1977-78	Matt Teahan	66	77	.857
1976-77	Jim Ranson	72	91	.791
1975-76	Jim Ranson	69	86	.802
1974-75	George Zumbro	99	116	.853
1973-74	John Johnson	120	140	.857
1972-73	John Johnson	108	121	.893
1971-72	Joe Wallace	113	148	.764
1970-71	Willie Cherry	102	134	.761
1969-70	Willie Cherry	90	118	.763
1968-69	Moses Brewer	66	95	.674
1967-68	Brian Clare	83	108	.796
1966-67	Harry Hollines	147	179	.821
1965-66	Harry Hollines	166	203	.817
1964-65	Frank Mixon	99	122	.812
1963-64	Frank Mixon	99	131	.756
1962-63	Dennis Hodge	75	108	.694
1961-62	Ted Oglesby	54	76	.711
1960-61	Tim Vezie	93	145	.641
1959-60	Jerry Cole	108	151	.715
1958-59	Doug Campbell	61	83	.735
1957-58	Jerry Cole	74	115	.643
1956-57	Jim Peay	68	111	.613
1955-56	Ernest Uthgenannt	51	81	.629
1954-55	Dale McCallum	58	82	.707
1953-54	Keith Patton	69	95	.726
1952-53	Tom Rhone	88	115	.766
1951-52	Dale Toft	68	98	.673
1950-51	Dale Toft	135	195	.692
1949-50	Dale Toft	146	222	.658
1948-49	Vince Boryla	200	253	.781

## THREE-POINT PERCENTAGE (Minimum 50 Atts)

Year	Player	3FG	FGA	Pct.
2023-24	Jaxon Brenchley	29	70	.414
2022-23	Justin Mullins	23	63	.365
2021-22	Coban Porter	71	172	.413
2020-21	Taelyr Gatlin	24	53	.453
2019-20	Ade Murkey	30	75	.400
2018-19	Joe Rosga	61	147	.415
2017-18	Joe Rosga	73	166	.440
2016-17	Joe Rosga	74	167	.443
2015-16	Nate Engesser	54	126	.429
2014-15	Marcus Byrd	50	112	.446
2013-14	Bryant Rucker	31	69	.449
2012-13	Kyle Olson	76	175	.434
2011-12	Brett Olson	54	117	.462
2010-11	Tyler Thalken	24	50	.480
2009-10	Chase Hallam	56	91	.495
2008-09	Andrew Hooper	62	133	.466
2007-08	Kyle Lewis	46	115	.400
2006-07	Alex Cox	37	90	.411
2005-06	DeShawn Walker	72	185	.389
2004-05	Erik Benzel	101	236	.428
2003-04	Erik Benzel	97	230	.422
2002-03	Erik Benzel	80	204	.392
2001-02	Ryan Goral	25	54	.463
2000-01	B.J. Pratt	75	189	.397
1999-00	Ty Church	30	86	.349
1998-99	Eric Dow	28	64	.438
1997-98	Victor Allen	52	147	.354
1996-97	Russell Martin	62	152	.408
1995-96	Chris Morley	49	126	.389
1994-95	Pete Hefty	34	80	.425
1993-94	Lars Van Etten	73	178	.410
1992-93	Chris Morley	30	61	.492
1991-92	Mark Ziegler	71	178	.399
1990-91	Dave Chavlovich	62	120	.517
1989-90	Scott Williams	68	167	.407
1988-89	Dave Chavlovich	54	109	.495
1987-88	Peter Faller	24	62	.387
1986-87	Joe Fisher	55	131	.420

## ASSISTS

Year	Player	G	No.	Avg.
2023-24	Tommy Bruner	34	143	4.2
2022-23	Tommy Bruner	32	135	4.2
2021-22	KJ Hunt	30	103	3.4
2020-21	Roscoe Eastmond	20	64	3.2
2019-20	Roscoe Eastmond	31	87	2.8
2018-19	Joe Rosga	26	62	2.4
2017-18	Joe Rosga	30	88	2.9
2016-17	Jake Pemberton	30	131	4.4
2015-16	Jake Pemberton	31	84	2.7
2014-15	Brett Olson	30	90	3.0
2013-14	Chris Udofia	31	122	3.9
2012-13	Royce O'Neale	32	111	3.5
2011-12	Chris Udofia	31	82	2.6
2010-11	Travis Hallam	30	81	2.7
2009-10	Nate Rohnert	32	123	3.8
2008-09	Nate Rohnert	31	146	4.7
2007-08	Adam Tanner	30	86	2.9
2006-07	Alex Cox	29	83	2.9
2005-06	Steve Wetrich	31	111	3.6
2004-05	Rodney Billups	31	199	6.4
2003-04	Rodney Billups	27	134	5.0
2002-03	Dusty Wadlington	32	121	3.8
2001-02	Leslie Richardson II	26	83	3.2
2000-01	Sherman Rochell	28	110	3.9
1999-00	Ty Church	28	166	5.9
1998-99	Ty Church	27	138	5.1
1997-98	Norman Daniels	27	106	3.9
1996-97	Josh Austin	26	128	4.9
1995-96	Pete Hefty	29	134	4.6
1994-95	Pete Hefty	28	100	3.6
1993-94	Andre Guzman	30	94	3.1
1992-93	Tony Simms	26	87	3.3
1991-92	Derrick Fuller	29	132	4.6
1990-91	Derrick Fuller	29	138	4.8
1989-90	Dave Chavlovich	28	96	3.4
1988-89	Dave Chavlovich	30	112	3.7
1987-88	Peter Faller	28	150	5.4
1986-87	Peter Faller	28	130	4.6
1985-86	Peter Faller	29	90	3.1
1984-85	Peter Faller	27	85	3.1
1983-84	Doug Wilson	32	169	5.3
1982-83	Doug Wilson	28	158	5.6
1981-82	Doug Wilson	29	162	5.6
1980-81	Mike Gallagher	22	199	9.0
1979-80	Tom Jorgensen	29	224	7.7
1978-79	Tom Jorgensen	26	202	7.8
1977-78	Mike Gallagher	26	88	3.4
1976-77	Jim Ranson	27	116	4.3
1975-76	Steve Cribari	27	157	5.8

# SEASON-BY-SEASON LEADERS

## BLOCKED SHOTS

Year	Player	G	No.	Avg.
2023-24	Isaiah Carr	34	60	1.8
2022-23	Tevin Smith	25	19	0.7
2021-22	Tevin Smith	30	33	1.1
2020-21	Robert Jones	15	14	0.9
2019-20	Ade Murkey	31	24	0.8
2018-19	Abiola Akintola	30	18	0.6
2017-18	Daniel Amigo	30	22	0.7
2016-17	Daniel Amigo	30	18	0.6
2015-16	Marcus Byrd	31	21	0.7
2014-15	Daniel Amigo	15	11	0.7
2013-14	Chris Udofia	31	70	2.3
2012-13	Chris Udofia	32	75	2.3
2011-12	Chris Udofia	31	72	2.3
2010-11	Chris Udofia	30	39	1.3
2009-10	Justin Coughlin	32	30	0.9
2008-09	Justin Coughlin	27	19	0.7
2007-08	Xander McNally	30	28	0.9
2006-07	Antonio Porch	29	14	0.5
2005-06	Yemi Nicholson	31	88	2.8
2004-05	Yemi Nicholson	31	92	2.9
2003-04	Yemi Nicholson	25	30	1.2
2002-03	Zeljko Zupic	32	15	0.5
2001-02	Sherman Rochell	28	13	0.5
2000-01	Steve Simmons	27	25	0.9
1999-00	Steve Simmons	27	33	1.2
1998-99	Eric Dow	27	66	2.4
1997-98	Adam McCanna	27	53	2.0
1996-97	Adam McCanna	26	19	0.7
1995-96	Doug Price	28	23	0.8
1994-95	Stacy Lincoln	27	27	1.0
1993-94	Adam McCanna	29	23	0.8
1992-93	Alex Sund	21	29	1.4
1991-92	Kelly Lively	32	93	2.9
1990-91	Alex Sund	27	32	1.2
1989-90	Ricky Oliver	28	34	1.2
1988-89	Ricky Oliver	30	41	1.4
1987-88	Ira Harge	25	65	2.6
1986-87	Ira Harge	27	63	2.3
1985-86	Adam Murphy	27	17	0.6
1984-85	Adam Murphy	27	15	0.6
1983-84	Mark Langkamp	32	31	1.0
1982-83	Mark Langkamp	28	23	0.8
1981-82	Dwayne Russell	29	52	1.8
1980-81	Dwayne Russell	29	46	1.6
1979-80	Dwayne Russell	27	32	1.2
1978-79	Jim Coffman	27	26	1.0
1977-78	Steve Bajema	26	13	0.5

## STEALS

Year	Player	G	No.	Avg.
2023-24	Tommy Bruner	34	43	1.3
2022-23	Justin Mullins	32	47	1.4
2021-22	KJ Hunt	30	33	1.1
2020-21	Jase Townsend	20	21	1.0
2019-20	Ade Murkey	31	38	1.2
2018-19	Joe Rosga	26	25	1.0
2017-18	Jake Pemberton	30	38	1.3
2016-17	Jake Pemberton	30	43	1.4
2015-16	Jake Pemberton	31	45	1.5
2014-15	Cam Griffin	28	48	1.7
2013-14	Chris Udofia	31	46	1.5
2012-13	Chase Hallam	32	67	2.1
2011-12	Chase Hallam	31	44	1.6
2010-11	Chase Hallam	30	47	1.6
2009-10	Chase Hallam	32	43	1.3
2008-09	Nate Rohnert	31	40	1.3
2007-08	Xander McNally	30	66	2.2
2006-07	Tyler Bullock	29	34	1.2
2005-06	Yemi Nicholson	31	29	0.9
2004-05	Rodney Billups	31	58	1.9
2003-04	Rodney Billups	27	50	1.9
2002-03	Rodney Billups	32	46	1.4
2001-02	Erik Benzel	28	35	1.3
2000-01	Sherman Rochell	28	35	1.3
1999-00	Kevin Overton	28	31	1.1
1998-99	Eric Dow	27	29	1.1
1997-98	Arthur Ireland	27	29	1.1
1996-97	Norman Daniels	27	36	1.3
1995-96	Josh Austin	26	54	2.1
1994-95	Ashley Day	28	46	1.6
1993-94	Ashley Day	28	44	1.6
1992-93	Andre Guzman	30	59	2.0
1991-92	Mark Ziegler	26	34	1.3
1990-91	Tony Simms	31	48	1.5
1989-90	Derrick Fuller	29	56	1.9
1988-89	Scott Williams	28	48	1.7
1987-88	Tony Simms	29	44	1.5
1986-87	Dave Collignon	30	44	1.5
1985-86	Peter Faller	28	71	2.5
1984-85	Peter Faller	28	70	2.5
1983-84	Peter Faller	29	50	1.7
1982-83	Joe Fisher	29	50	1.7
1981-82	Brian Foxhoven	26	34	1.3
1980-81	Doug Wilson	32	44	1.4
1979-80	Doug Wilson	28	48	1.7
1978-79	Doug Wilson	29	42	1.4
1977-78	Mel Coffman	29	71	2.4
	Tom Jorgensen	29	48	1.7
	Jim Coffman	27	50	1.9
	Roy Jones	27	33	1.2

# CAREER RECORD LEADERS

## GAMES PLAYED.....

1.	Brett Olson (2012-15).....	124
	Chris Udofia (2011-14).....	124
	Brian Stafford (2009-12).....	124
4.	Marcus Byrd (2012-16).....	122
	Chase Hallam (2010-13).....	122
6.	Travis Hallam (2009-12).....	120
	Kyle Lewis (2008-11).....	120
	Nate Rohnert (2007-10).....	120
9.	Rob Lewis (2008-12).....	118
	Justin Coughlin (2009-12).....	118
	Erik Benzel (2002-05).....	118
	Doug Wilson (1980-83).....	118
	Ade Murkey (2017-20).....	118

## POINTS PER GAME.....

1.	Harry Hollines (1965-68).....	25.1
2.	John Johnson (1972-73).....	22.2
3.	Joe Wallace (1971-72).....	20.2
4.	Tommy Bruner (2023-24).....	20.1
5.	Dave Bustion (1971-72).....	19.9
6.	Alonzo Weatherly (1979-80).....	19.5
7.	Ashley Day (1994-95).....	18.7
8.	Dick Brott (1955-57).....	17.1
9.	Mark Langkamp (1982-84).....	16.8
10.	Horace Kearney (1967-70).....	16.7

## FIELD GOALS MADE.....

1.	Doug Price (1992-96).....	736
2.	Harry Hollines (1965-68).....	711
3.	Wahhab Carter (1999-02).....	563
4.	B.J. Pratt (2000-03).....	561
5.	Chris Udofia (2011-14).....	551
5.	Yemi Nicholson (2004-06).....	551
7.	Joe Rosga (2016-19).....	534
8.	Mark Langkamp (1982-84).....	530
9.	Jack Hauser (1946-49).....	503
10.	Brian Stafford (2009-12).....	501

## FIELD GOALS ATTEMPTED.....

1.	Harry Hollines (1965-68).....	1,597
2.	B.J. Pratt (2000-03).....	1,401
3.	Wahhab Carter (1999-02).....	1,315
4.	Doug Price (1992-96).....	1,189
5.	Joe Rosga (2016-19).....	1,171
6.	Dennis Hodge (1960-62).....	1,133
7.	Jim Peay (1957-59).....	1,125
8.	Horace Kearney (1967-70).....	1,121
9.	Dick Brott (1955-57).....	1,119
10.	Russell Martin (1995-98).....	1,104

## FIELD GOAL PERCENTAGE (minimum 150 made).....

1.	D.J. Bird Bear (1990-91).....	.628
2.	Yemi Nicholson (2004-06).....	.581
3.	Doug Price (1992-96).....	.567
4.	Robert Jones (2019-21).....	.565
5.	Alonzo Weatherly (1979-80).....	.563
6.	Christian Mackey (2014-2018).....	.560
7.	Byron Beck (1966-67).....	.554
	Mark Langkamp (1982-84).....	.554
9.	Mel Coffman (1979-80).....	.544
10.	Casey Carrabine (1983-84).....	.535

## 3-POINT FIELD GOALS MADE.....

1.	Erik Benzel (2002-05).....	323
2.	Brett Olson (2012-15).....	265
	B.J. Pratt (2000-03).....	265
4.	Brian Stafford (2009-12).....	264
5.	Mark Ziegler (1988, 90-92).....	255
6.	Joe Rosga (2016-19).....	245
7.	Chris Morley (1992-95).....	200
8.	Russell Martin (1995-98).....	191
9.	Arthur Ireland (1997-00).....	173
10.	Marcus Byrd (2012-16).....	163

## 3-POINT FIELD GOALS ATTEMPTED.....

1.	Erik Benzel (2002-05).....	781
2.	B.J. Pratt (2000-03).....	757
3.	Mark Ziegler (1988, 90-92).....	621
4.	Brian Stafford (2009-12).....	616
5.	Brett Olson (2012-15).....	607
6.	Joe Rosga (2016-19).....	575
7.	Russell Martin (1995-98).....	534
8.	Arthur Ireland (1997-00).....	518
9.	Chris Morley (1992-95).....	497
10.	Marcus Byrd (2012-16).....	389

## 3-POINT FIELD GOAL % (minimum 80 made).....

1.	Dave Chavlovich (1987-90).....	.540
2.	Andrew Hooper (2009-11).....	.441
3.	Brett Olson (2012-15).....	.437
4.	Brian Stafford (2009-12).....	.429
5.	Nate Engesser (2013-16).....	.427
6.	Thomas Neff (2016-18).....	.426
	Joe Rosga (2016-19).....	.426
8.	Chase Hallam (2010-13).....	.424
9.	Lars Van Etten (1989, 91-93).....	.421
10.	Ryan Goral (2001-04).....	.420
	Joe Fisher (1985-86).....	.420
	Scott Williams (1989).....	.420

## FREE THROWS MADE.....

1.	Harry Hollines (1965-68).....	457
2.	Peter Faller (1984-87).....	446
3.	Doug Price (1992-96).....	409
4.	Nate Rohnert (2007-10).....	379
5.	Tommy Bruner (2023-24).....	356
6.	Dale Toft (1950-52).....	349
7.	Mark Langkamp (1982-84).....	346
8.	Chris Udofia (2011-14).....	334
9.	Brian Stafford (2009-12).....	320
10.	B.J. Pratt (2000-03).....	318

## FREE THROWS ATTEMPTED.....

1.	Harry Hollines (1965-68).....	579
2.	Doug Price (1992-96).....	574
3.	Peter Faller (1984-87).....	540
4.	Nate Rohnert (2007-10).....	528
5.	Dick Brott (1955-57).....	523
6.	Dale Toft (1950-52).....	515
	Chris Udofia (2011-14).....	515
8.	Mark Langkamp (1982-84).....	436
9.	Tommy Bruner (2023-24).....	433
10.	Dave Collignon (1985-88).....	416
	Jim Peay (1957-59).....	416

## FREE-THROW PERCENTAGE (minimum 100 made) ...

1.	John Johnson (1972-73).....	.900
2.	Brett Olson (2012-15).....	.886
3.	Joe Rosga (2016-19).....	.883
4.	Matt Teahan (1977-78).....	.848
5.	Tommy Bruner (2022-Pres.).....	.844
6.	Pete Hefty (1994-95).....	.833
7.	B.J. Pratt (2000-03).....	.832
8.	Jase Townsend (2018-21).....	.830
9.	Antonio Porch (2004-07).....	.829
10.	Peter Faller (1984-87).....	.826

## REBOUNDS.....

1.	Dick Brott (1955-57).....	1,067
2.	Brett Starkey (2001-04).....	751
3.	Yemi Nicholson (2004-06).....	707
4.	Doug Price (1992-96).....	703
	Eric Dow (1995-98).....	703
6.	Jim Peay (1957-59).....	656
7.	Dave Bustion (1971-72).....	651
8.	Dwayne Russell (1980-82).....	629
9.	Touko Tainamo (2022-24).....	630
10.	Wahhab Carter (1999-02).....	626

## REBOUNDING AVERAGE.....

1.	Dick Brott (1955-57).....	15.0
2.	Dave Bustion (1971-72).....	12.5
3.	John Johnson (1972-73).....	11.7
4.	Brian Clare (1966-67).....	9.3
5.	Alonzo Weatherly (1979-80).....	8.8
6.	Yemi Nicholson (2004-06).....	8.1
7.	Doug Price (1992-96).....	7.5
	Tim Vezie (1960-61).....	7.5
9.	Dwayne Russell (1980-82).....	7.3
10.	Brett Starkey (2001-04).....	6.8
	Eric Dow (1995-98).....	6.8

## ASSISTS.....

1.	Doug Wilson (1980-83).....	560
2.	Tom Jorgensen (1977-79).....	468
3.	Peter Faller (1984-87).....	455
4.	Rodney Billups (2003-05).....	418
5.	Mike Gallagher (1977-80).....	382
6.	Nate Rohnert (1992-15).....	357
7.	Chris Udofia (2011-14).....	349
8.	Brett Olson (2012-15).....	336
9.	Joe Rosga (2016-19).....	312
10.	Jake Pemberton (2015-18).....	308

## STEALS.....

1.	Peter Faller (1984-87).....	221
2.	Chase Hallam (2010-13).....	201
3.	Doug Wilson (1980-83).....	165
4.	Erik Benzel (2002-05).....	163
5.	Rodney Billups (2003-05).....	154
6.	Andre Guzman (1992-95).....	142
7.	Cam Griffin (2012-15).....	141
	Chris Udofia (2011-14).....	141
9.	Tim Ray (1987-90).....	129
10.	Jake Pemberton (2015-18).....	128

## BLOCKS.....

1.	Chris Udofia (2011-14).....	256
2.	Yemi Nicholson (2004-06).....	210
3.	Dwayne Russell (1980-82).....	130
4.	Ira Harge (1986-87).....	128
5.	Eric Dow (1995-98).....	124
6.	Adam McCanna (1993-96).....	96
7.	Kelly Lively (1991-92).....	93
8.	Ricky Oliver (1985, 87-89).....	91
9.	Alex Sund (1990-92).....	90
10.	Justin Coughlin (2009-12).....	74

# 1,000 POINT SCORERS

## 1. HARRY HOLLINES 1,879 POINTS

Year	G	FG	FGA	3FG	FGA	FT	FTA	Pts.	Avg.
1965-66	25	233	549	0	0	166	203	632	25.3
1966-67	25	237	517	0	0	147	179	621	24.8
1967-68	25	241	531	0	0	144	203	626	25.0
Totals	75	711	1,597	0	0	457	585	1,879	25.1

## 2. DOUG PRICE 1,830 POINTS

Year	G	FG	FGA	3FG	FGA	FT	FTA	Pts.	Avg.
1992-93	26	91	163	0	1	65	105	247	9.5
1993-94	30	181	341	0	0	122	194	484	16.1
1994-95	6	52	85	1	2	35	39	140	23.3
1995-96	28	152	251	0	1	118	157	422	15.1
1996-97	26	200	349	3	7	134	184	537	20.7
Totals	116	676	1,189	4	11	474	679	1,830	15.8

## 3. B.J. PRATT 1,705 POINTS

Year	G	FG	FGA	3FG	FGA	FT	FTA	Pts.	Avg.
1999-00	28	114	327	54	183	70	87	352	12.6
2000-01	28	148	356	75	189	82	101	453	16.2
2001-02	28	140	330	56	157	52	62	388	13.9
2002-03	32	159	388	80	228	114	132	512	16.0
Totals	116	561	1,401	265	757	318	382	1,705	14.7

## 4. JOE ROSGA 1,621 POINTS

Year	G	FG	FGA	3FG	FGA	FT	FTA	Pts.	Avg.
2015-16	29	115	240	37	95	100	113	367	12.7
2016-17	30	152	334	74	167	82	96	460	15.3
2017-18	30	155	322	73	166	100	111	483	16.1
2018-19	26	112	275	61	147	26	29	311	12.0
Totals	115	534	1,171	245	575	308	349	1,621	14.1

## 5. BRIAN STAFFORD 1,586 POINTS

Year	G	FG	FGA	3FG	FGA	FT	FTA	Pts.	Avg.
2008-09	31	112	235	59	138	71	94	354	11.4
2009-10	32	125	269	68	172	78	100	396	12.4
2010-11	30	118	243	62	142	90	106	388	12.9
2011-12	31	146	293	75	164	81	99	448	14.5
Totals	124	501	1,040	264	616	320	399	1,586	12.8

## 6. CHRIS UDOFIA 1,501 POINTS

Year	G	FG	FGA	3FG	FGA	FT	FTA	Pts.	Avg.
2010-11	30	87	175	8	31	66	106	248	8.3
2011-12	31	165	309	21	72	97	134	448	14.5
2012-13	32	162	314	23	67	77	116	424	13.3
2013-14	31	137	276	13	55	94	159	381	12.3
Totals	124	551	1,074	65	225	334	515	1,501	12.1

## 7. BRETT OLSON 1,468 POINTS

Year	G	FG	FGA	3FG	FGA	FT	FTA	Pts.	Avg.
2011-12	31	81	166	54	117	21	24	237	7.6
2012-13	32	125	262	76	175	39	41	365	11.4
2013-14	31	144	302	68	155	92	102	448	14.5
2014-15	30	139	288	67	160	73	87	418	13.9
Totals	124	489	1,018	265	607	225	254	1,468	11.8

## 8. PETER FALLER 1,417 POINTS

Year	G	FG	FGA	3FG	FGA	FT	FTA	Pts.	Avg.
1984-85	27	70	165	0	0	80	98	220	8.1
1985-86	29	103	242	0	0	83	104	289	10.0
1986-87	28	146	265	11	15	139	168	442	15.8
1987-88	28	149	311	24	NA	144	170	466	16.6
Totals	112	468	983	35	15+	446	540	1,417	12.7

## 9. WAHHAB CARTER 1,382 POINTS

Year	G	FG	FGA	3FG	FGA	FT	FTA	Pts.	Avg.
1998-99	26	138	325	3	11	57	84	336	12.9
1999-00	27	171	429	16	50	113	171	471	17.4
2000-01	27	111	291	15	51	21	47	258	9.6
2001-02	28	143	270	0	3	31	51	317	11.3
Totals	108	563	1,315	34	115	222	353	1,382	12.8

## 10. JACK HAUSER 1,375 POINTS

Year	G	FG	FGA	3FG	FGA	FT	FTA	Pts.	Avg.
1945-46	24	140	NA	0	0	99	NA	379	15.8
1946-47	26	141	NA	0	0	67	NA	349	13.4
1947-48	25	143	NA	0	0	81	NA	367	14.7
1948-49	33	79	NA	0	0	122	NA	280	8.5
Totals	108	503	0	0	0	369	0	1,375	12.7

## 11. ERIK BENZEL 1,369 POINTS

Year	G	FG	FGA	3FG	FGA	FT	FTA	Pts.	Avg.
2001-02	28	68	169	45	111	16	21	197	7.0
2002-03	32	124	316	80	204	29	41	357	11.2
2003-04	27	131	306	97	230	30	39	389	14.4
2004-05	31	137	308	101	236	51	65	426	13.7
Totals	118	460	1,099	323	781	126	166	1,369	11.6

## 12. YEMI NICHOLSON 1,365 POINTS

Year	G	FG	FGA	3FG	FGA	FT	FTA	Pts.	Avg.
2003-04	25	78	154	0	0	32	49	188	7.5
2004-05	31	235	400	0	0	91	133	561	18.1
2005-06	31	238	395	0	0	140	187	616	19.9
Totals	87	551	949	0	0	263	369	1,365	15.7

## 13. TOMMY BRUNER 1,324 POINTS

Year	G	FG	FGA	3FG	FGA	FT	FTA	Pts.	Avg.
2022-23	32	157	391	48	144	146	173	508	15.9
2023-24	34	262	602	82	232	210	260	816	24.0
Totals	66	419	993	130	376	356	433	1,324	20.1

## 14. NATE ROHNERT 1,306 POINTS

Year	G	FG	FGA	3FG	FGA	FT	FTA	Pts.	Avg.
2006-07	27	33	90	2	12	46	69	114	4.2
2007-08	30	88	177	10	42	70	100	256	8.5
2008-09	31	166	337	35	107	106	148	473	15.3
2009-10	32	141	285	25	77	157	211	464	14.5
Totals	120	428	889	72	238	379	528	1,307	10.9

## 15. RUSSELL MARTIN 1,260 POINTS

Year	G	FG	FGA	3FG	FGA	FT	FTA	Pts.	Avg.
1995-96	29	39	104	17	53	36	44	131	4.5
1996-97	26	116	300	62	152	47	69	341	13.1
1997-98	27	143	396	68	196	85	125	439	16.3
1998-99	27	121	304	44	133	63	84	349	12.9
Totals	109	419	1,104	191	534	231	322	1,260	11.6

## 16. MARK LANGKAMP 1,257 POINTS

Year	G	FG	FGA	3FG	FGA	FT	FTA	Pts.	Avg.
1982-83	28	139	264	0	0	131	153	409	14.6
1983-84	32	236	406	0	0	155	200	627	19.6
1984-85	15	80	151	0	0	61	83	221	14.7
Totals	75	455	821	0	0	347	436	1,257	16.8

## 17. ADE MURKEY 1,251 POINTS

Year	G	FG	FGA	3FG	FGA	FT	FTA	Pts.	Avg.
2016-17	27	38	77	2	10	32	40	110	4.1
2017-18	30	86	202	1	8	52	81	225	7.5
2018-19	30	122	257	14	40	82	106	340	11.3
2019-20	31	205	426	30	75	136	186	576	18.6
Totals	118	451	962	47	133	302	413	1,251	10.6

# 1,000 POINT SCORERS

## 18. DAVE COLLIGNON 1,226 POINTS

Year	G	FG	FGA	3FG	FGA	FT	FTA	Pts.	Avg.
1985-86	24	87	180	0	0	46	62	220	9.2
1986-87	29	78	185	1	4	65	90	222	7.7
1987-88	26	68	168	1	NA	52	88	189	7.3
1988-89	30	219	446	27	84+	130	176	595	19.8
Totals	109	452	979	29	88	293	416	1,226	11.2

## 19. CHASE HALLAM 1,216 POINTS

Year	G	FG	FGA	3FG	FGA	FT	FTA	Pts.	Avg.
2009-10	32	112	212	45	91	55	75	324	10.1
2010-11	30	129	279	37	87	80	108	375	12.5
2011-12	28	78	184	31	78	23	40	210	7.5
2012-13	32	111	241	49	126	36	49	307	9.6
Totals	122	430	916	162	382	194	272	1,216	10.0

## 20. DICK BROTT 1,212 POINTS

Year	G	FG	FGA	3FG	FGA	FT	FTA	Pts.	Avg.
1954-55	23	163	423	0	0	110	198	436	19.0
1955-56	25	131	361	0	0	72	134	334	13.4
1956-57	23	165	415	0	0	112	191	442	19.2
Totals	71	459	1,199	0	0	294	523	1,212	17.1

## 21. ARTHUR IRELAND 1,199 POINTS

Year	G	FG	FGA	3FG	FGA	FT	FTA	Pts.	Avg.
1997-98	27	35	113	15	48	34	49	119	4.4
1998-99	27	149	372	57	162	107	138	462	17.1
1999-00	28	119	336	55	171	43	35	336	12.0
2000-01	27	103	244	46	137	30	41	282	10.4
Totals	109	406	1,065	173	518	214	263	1,199	11.0

## 22. HORACE KEARNEY 1,189 POINTS

Year	G	FG	FGA	3FG	FGA	FT	FTA	Pts.	Avg.
1967-68	25	185	418	0	0	61	96	431	17.2
1968-69	24	176	414	0	0	79	130	431	18.0
1970-71	22	131	289	0	0	65	111	327	14.9
Totals	71	492	1,121	0	0	205	337	1,189	16.7

## 23. ALEX SUND 1,182 POINTS

Year	G	FG	FGA	3FG	FGA	FT	FTA	Pts.	Avg.
1990-91	27	159	336	0	0	93	138	411	15.2
1991-92	32	199	389	0	1	121	164	519	16.2
1992-93	21	94	224	0	0	64	103	252	12.0
Totals	80	452	949	0	1	278	405	1,182	14.8

## 24. MARK ZIEGLER 1,166 POINTS

Year	G	FG	FGA	3FG	FGA	FT	FTA	Pts.	Avg.
1988-89	30	83	209	70	152	36	53	272	9.1
1990-91	28	64	162	42	109	37	50	207	7.4
1991-92	32	105	271	71	178	49	65	330	10.3
1992-93	26	114	289	72	182	57	77	357	13.7
Totals	116	366	931	255	621	179	245	1,166	10.1

## 25. JOHN JOHNSON 1,156 POINTS

Year	G	FG	FGA	3FG	FGA	FT	FTA	Pts.	Avg.
1972-73	26	220	413	0	0	108	121	548	21.1
1973-74	26	244	479	0	0	120	140	608	23.4
Totals	52	464	892	0	0	228	261	1,156	22.2

## 26. ALONZO WEATHERLY 1,132 POINTS

Year	G	FG	FGA	3FG	FGA	FT	FTA	Pts.	Avg.
1979-80	29	288	520	0	0	97	157	673	23.2
1980-81	29	187	328	0	0	85	139	459	15.8
Totals	58	475	848	0	0	182	296	1,132	19.5

## 27. LARS VAN ETEN 1,113 POINTS

Year	G	FG	FGA	3FG	FGA	FT	FTA	Pts.	Avg.
1989-90	19	62	126	9	36	48	63	180	9.5
1991-92	28	69	157	22	47	44	54	204	7.3
1992-93	24	77	170	30	66	38	54	222	9.3
1993-94	30	179	384	73	178	80	105	511	17.0
Totals	101	387	837	133	316	210	276	1,117	11.0

## 28. DENNIS HODGE 1,113 POINTS

Year	G	FG	FGA	3FG	FGA	FT	FTA	Pts.	Avg.
1960-61	26	147	380	0	0	77	121	371	14.3
1961-62	24	123	326	0	0	77	122	323	13.5
1962-63	25	172	427	0	0	75	108	419	16.8
Totals	75	442	1,133	0	0	229	351	1,113	14.8

## 29. DAVE CHAVLOVICH 1,110 POINTS

Year	G	FG	FGA	3FG	FGA	FT	FTA	Pts.	Avg.
1987-88	20	26	61	7	NA	15	29	74	3.7
1988-89	30	149	306	54	109	83	115	435	14.5
1989-90	23	65	138	17	49	34	55	181	7.9
1990-91	29	154	293	62	120	50	69	420	14.5
Totals	102	394	798	140	278+	182	268	1,110	10.9

## 30. TONY SIMMS 1,103 POINTS

Year	G	FG	FGA	3FG	FGA	FT	FTA	Pts.	Avg.
1988-89	29	64	183	26	64	71	97	225	7.8
1989-90	27	60	138	11	34	55	77	194	7.2
1991-92	31	115	268	39	104	89	114	358	11.5
1992-93	26	96	242	43	111	91	123	326	12.5
Totals	113	335	831	119	313	306	411	1,103	9.7

## 31. ROB LEWIS 1,100 POINTS

Year	G	FG	FGA	3FG	FGA	FT	FTA	Pts.	Avg.
2007-08	30	91	178	21	59	59	79	262	8.7
2008-08	31	138	250	27	75	96	120	399	12.9
2009-10	28	79	140	15	36	50	82	223	8.0
2010-11	Injured - Did Not Play								
2011-12	29	71	156	8	37	66	88	216	7.4
Totals	118	379	724	71	207	271	369	1,100	9.3

## 32. TOUKO TAINAMO 1,094 POINTS

Year	G	FG	FGA	3FG	FGA	FT	FTA	Pts.	Avg.
2021-22	32	100	173	12	34	25	43	237	7.4
2022-23	32	131	250	15	36	63	91	340	10.6
2023-24	34	182	390	35	102	118	162	517	15.2
Totals	98	413	813	62	172	206	296	1,094	11.2

## 33. JIM PEAY 1,086 POINTS

Year	G	FG	FGA	3FG	FGA	FT	FTA	Pts.	Avg.
1957-58	25	121	310	0	0	58	109	300	12.0
1958-59	24	132	371	0	0	97	144	361	15.0
1959-60	24	160	444	0	0	105	163	425	17.7
Totals	73	413	1,125	0	0	260	416	1,086	14.9

## 34. JASE TOWNSEND 1,072 POINTS

Year	G	FG	FGA	3FG	FGA	FT	FTA	Pts.	Avg.
2018-19	26	59	162	30	87	17	23	165	6.3
2019-20	31	188	426	62	168	86	108	524	16.9
2020-21	20	128	293	39	115	88	99	383	19.2
Totals	77	413	1,125	0	0	191	230	1,086	13.9

## 35. JERRY COLE 1,071 POINTS

Year	G	FG	FGA	3FG	FGA	FT	FTA	Pts.	Avg.
1957-58	25	135	334	0	0	74	115	344	13.8
1958-59	24	132	371	0	0	97	144	361	15.0
1959-60	24	129	331	0	0	108	151	366	15.3
Totals	73	396	1,036	0	0	279	410	1,071	14.7

# 1,000 POINT SCORERS

## 36. JOE WALLACE 1,052 POINTS

Year	G	FG	FGA	3FG	FGA	FT	FTA	Pts.	Avg.
1971-72	26	169	355	0	0	113	148	451	17.3
1972-73	26	243	553	0	0	115	175	601	23.1
Totals	52	412	908	0	0	228	323	1,052	20.2

## 37. ASHLEY DAY 1,048 POINTS

Year	G	FG	FGA	3FG	FGA	FT	FTA	Pts.	Avg.
1994-95	28	176	339	21	65	84	118	457	16.3
1995-96	28	212	409	46	124	121	149	591	21.1
Totals	56	388	748	67	189	205	267	1,048	18.7

## T38. DALE TOFT 1,045 POINTS

Year	G	FG	FGA	3FG	FGA	FT	FTA	Pts.	Avg.
1949-50	29	146	NA	0	0	146	222	438	15.1
1950-51	30	142	372	0	0	135	195	419	14.0
1951-52	14	60	138	0	0	68	98	188	13.4
Totals	73	348	510+	0	0	349	515	1,045	14.3

## T38. LEN ORR 1,045 POINTS

Year	G	FG	FGA	3FG	FGA	FT	FTA	Pts.	Avg.
1972-73	26	108	210	0	0	21	24	237	9.1
1973-74	26	199	427	0	0	42	57	440	16.9
1974-75	26	161	360	0	0	46	61	368	14.2
Totals	78	468	997	0	0	109	142	1,045	13.4

## 39. DANIEL AMIGO 1,041 POINTS

Year	G	FG	FGA	3FG	FGA	FT	FTA	Pts.	Avg.
2014-15	15	36	78	0	2	19	26	91	6.1
2015-16	13	12	22	0	0	3	10	27	2.1
2016-17	30	182	340	9	16	91	139	464	15.5
2017-18	30	189	363	18	44	63	106	459	15.3
Totals	78	468	997	0	0	109	142	1,041	13.4

## 40. DAVE BUSTION 1,038 POINTS

Year	G	FG	FGA	3FG	FGA	FT	FTA	Pts.	Avg.
1970-71	26	199	374	0	0	110	165	508	19.5
1971-72	26	197	427	0	0	136	189	530	20.3
Totals	52	396	801	0	0	246	354	1,038	20.0

## 41. ANTONIO PORCH 1,037 POINTS

Year	G	FG	FGA	3FG	FGA	FT	FTA	Pts.	Avg.
2003-04	24	41	104	12	33	18	28	112	4.7
2004-05	31	133	288	17	48	114	133	397	12.8
2005-06	31	88	207	14	50	51	60	241	7.8
2006-07	29	96	232	21	57	74	89	287	9.9
Totals	115	358	831	64	188	257	310	1,037	9.0

## 42. TIM RAY 1,035 POINTS

Year	G	FG	FGA	3FG	FGA	FT	FTA	Pts.	Avg.
1987-88	13	17	27	1	4	14	19	49	3.8
1988-89	30	112	231	10	46	91	119	325	10.8
1989-90	28	104	207	16	37	63	79	287	10.3
1990-91	29	142	253	38	89	52	73	374	12.9
Totals	100	375	718	65	176	220	290	1,035	10.3

## 43. CHRIS MORLEY 1,020 POINTS

Year	G	FG	FGA	3FG	FGA	FT	FTA	Pts.	Avg.
1992-93	26	64	131	30	61	36	55	194	7.5
1993-94	21	90	220	41	119	35	64	256	12.2
1994-95	28	113	260	80	191	57	68	353	12.6
1995-96	29	67	179	49	126	34	48	217	7.5
Totals	104	334	790	200	497	162	235	1,020	9.8

# PLAYER SEASON RECORDS

## POINTS

1. Tommy Bruner (2023-24) .....	816
2. Matt Teahan (1978-79) .....	659
3. Harry Hollines (1965-66) .....	632
4. Alonzo Weatherly (1979-80) .....	630
5. Mark Langkamp (1983-84) .....	627
6. Harry Hollines (1967-68) .....	626
7. Vince Boryla (1948-49) .....	624
8. Harry Hollines (1966-67) .....	621
9. Yemi Nicholson (2005-06) .....	616
10. John Johnson (1973-74) .....	608

## POINTS PER GAME

1. Harry Hollines (1965-66) .....	25.3
2. Matt Teahan (1978-79) .....	25.3
3. Harry Hollines (1967-68) .....	25.0
4. Harry Hollines (1966-67) .....	24.8
5. Scott Williams (1989-90) .....	24.0
6. Tommy Bruner (2023-24) .....	24.0
7. John Johnson (1973-74) .....	23.4
8. Alonzo Weatherly (1979-80) .....	23.2
9. Joe Wallace (1972-73) .....	23.1
10. Ashley Day (1995-96) .....	21.1
John Johnson (1972-73) .....	21.1

## FIELD GOALS MADE

1. Alonzo Weatherly (1979-80) .....	271
2. Matt Teahan (1978-79) .....	268
3. Tommy Bruner (2023-24) .....	262
4. John Johnson (1973-74) .....	244
5. Joe Wallace (1972-73) .....	243
6. Harry Hollines (1967-68) .....	241
7. Yemi Nicholson (2005-06) .....	238
8. Harry Hollines (1966-67) .....	237
9. Mark Langkamp (1983-84) .....	236
10. Yemi Nicholson (2004-05) .....	235

## FIELD GOALS ATTEMPTED

1. Tommy Bruner (2023-24) .....	602
2. Joe Wallace (1972-73) .....	553
3. Harry Hollines (1965-66) .....	549
4. Matt Teahan (1978-79) .....	541
5. Harry Hollines (1967-68) .....	531
6. Alonzo Weatherly (1979-80) .....	520
7. Harry Hollines (1966-67) .....	517
8. John Johnson (1973-74) .....	479
9. Dave Collignon (1988-89) .....	446
10. Wahhab Carter (1999-00) .....	429

## FIELD-GOAL PERCENTAGE

(minimum 150 attempts)

1. Lukas Kisunas (2022-23) .....	.677 (130-192)
2. George Walls (1972-73) .....	.611 (113-185)
3. Doug Price (1995-96) .....	.606 (152-251)
4. Yemi Nicholson (2005-06) .....	.603 (238-395)
5. Yemi Nicholson (2004-05) .....	.588 (235-400)
6. Adam Murphy (1986-87) .....	.587 (108-184)
7. Greg Rhoads (1983-84) .....	.584 (111-190)
8. Mark Langkamp (1983-84) .....	.581 (236-406)
9. Robert Jones (2019-20) .....	.587 (118-204)
10. Ricky Oliver (1988-89) .....	.576 (106-184)

## 3-POINT FIELD GOALS MADE

1. Erik Benzel (2004-05) .....	101
2. Erik Benzel (2003-04) .....	97
3. Tommy Bruner (2023-24) .....	82
4. Erik Benzel (2002-03) .....	80
B.J. Pratt (2002-03) .....	80
Chris Morley (1994-95) .....	80
7. Brett Olson (2012-13) .....	76
8. Brian Stafford (2011-12) .....	75
B.J. Pratt (2000-01) .....	75
10. Joe Rosga (2016-17) .....	74

## 3-POINT FIELD GOALS ATTEMPTED

1. Erik Benzel (2004-05) .....	236
2. Tommy Bruner (2023-24) .....	232
3. Erik Benzel (2003-04) .....	230
4. B.J. Pratt (2002-03) .....	228
5. Erik Benzel (2002-03) .....	204
6. Russell Martin (1997-98) .....	196
7. Chris Morley (1994-95) .....	191
8. B.J. Pratt (2000-01) .....	189
9. DaShawn Walker (2005-06) .....	185
10. B.J. Pratt (1999-00) .....	183

## 3-POINT FIELD GOAL PERCENTAGE

(minimum 50 attempts)

1. Dave Chavlovich (1990-91) .....	.517 (62-120)
2. Dave Chavlovich (1988-89) .....	.495 (54-109)
3. Chase Hallam (2009-10) .....	.495 (45-91)
4. Chris Morley (1992-93) .....	.492 (30-61)
5. Tyler Thalken (2010-11) .....	.480 (24-50)
6. Andrew Hooper (2008-09) .....	.466 (62-133)
7. Ryan Goral (2001-02) .....	.463 (25-54)
8. Brett Olson (2011-12) .....	.462 (54-117)
9. Mark Ziegler (1988-89) .....	.461 (70-152)
10. Brian Stafford (2011-12) .....	.457 (75-164)

## FREE THROWS MADE

1. Tommy Bruner (2023-24) .....	210
2. Vince Boryla (1948-49) .....	200
3. Harry Hollines (1965-66) .....	166
4. Nate Rohnert (2009-10) .....	157
5. Mark Langkamp (1983-84) .....	155
6. Harry Hollines (1966-67) .....	147
7. Dale Toft (1949-50) .....	146
Tommy Bruner (2022-23) .....	146
9. Harry Hollines (1967-68) .....	144
10. Yemi Nicholson (2005-06) .....	140

## FREE THROWS ATTEMPTED

1. Tommy Bruner (2023-24) .....	260
2. Vince Boryla (1948-49) .....	253
3. Dale Toft (1949-50) .....	222
4. Nate Rohnert (2009-10) .....	211
5. Harry Hollines (1967-68) .....	203
Harry Hollines (1965-66) .....	203
7. Mark Langkamp (1983-84) .....	200
8. Dick Brott (1954-55) .....	198
9. Dale Toft (1950-51) .....	195
10. Doug Price (1993-94) .....	194

## FREE-THROW PERCENTAGE

(minimum 100 attempts)

1. Brett Olson (2013-14) .....	.902 (92-102)
2. Joe Rosga (2017-18) .....	.901 (100-111)
3. John Johnson (1972-73) .....	.893 (108-121)
4. Joe Rosga (2015-16) .....	.885 (100-113)
5. B.J. Pratt (2002-03) .....	.864 (114-132)
6. Antonio Porch (2004-05) .....	.857 (114-133)
7. John Johnson (1973-74) .....	.857 (120-140)
8. Mark Langkamp (1982-83) .....	.856 (131-153)
9. George Zumbro (1974-75) .....	.853 (99-116)
10. Brian Stafford (2010-11) .....	.849 (90-106)

## REBOUNDS

1. Dick Brott (1956-57) .....	425
2. Dick Brott (1954-55) .....	346
3. Yemi Nicholson (2005-06) .....	339
4. Dave Bustion (1971-72) .....	336
5. Jim Peay (1959-60) .....	332
6. John Johnson (1972-73) .....	326
7. Dave Bustion (1970-71) .....	315
8. Brett Starkey (2002-03) .....	311
9. Jim Peay (1957-58) .....	304
10. Byron Beck (1965-66) .....	295

## REBOUNDING AVERAGE

1. Dick Brott (1956-57) .....	18.5
2. Dick Brott (1954-55) .....	15.0
3. Jim Peay (1959-60) .....	13.8
4. Dave Bustion (1971-72) .....	12.9
5. Jim Peay (1958-59) .....	12.7
6. John Johnson (1972-73) .....	12.5
7. Dave Bustion (1970-71) .....	12.1
8. Byron Beck (1965-66) .....	11.8
Dick Brott (1955-56) .....	11.8
10. Brian Clare (1967-68) .....	11.1

## ASSISTS

1. Tom Jorgensen (1979-80) .....	224
2. Tom Jorgensen (1978-79) .....	202
3. Rodney Billups (2004-05) .....	199
4. Mike Gallagher (1980-81) .....	199
5. Doug Wilson (1983-84) .....	169
6. Ty Church (1999-00) .....	166
7. Doug Wilson (1981-82) .....	162
8. Doug Wilson (1982-83) .....	158
9. Steve Cribari (1975-76) .....	157
10. Nate Rohnert (2008-09) .....	146

## STEALS

1. Peter Faller (1987-88) .....	71
Mel Coffman (1980-81) .....	71
3. Pete Faller (1986-87) .....	70
4. Chase Hallam (2012-13) .....	76
5. Xander McNally (2007-08) .....	66
Joe Fisher (1986-87) .....	66
6. Andre Guzman (1993-94) .....	59
7. Rodney Billups (2004-05) .....	58
8. Josh Austin (1996-97) .....	54
9. Chris Udofia (2012-13) .....	52
10. Andrew Carpenter (2004-05) .....	50
Rodney Billups (2003-04) .....	50
Peter Faller (1985-86) .....	50
Joe Fisher (1985-86) .....	50
Jim Coffman (1978-79) .....	50

## BLOCKS

1. Kelly Lively (1991-92) .....	93
2. Yemi Nicholson (2004-05) .....	92
3. Yemi Nicholson (2005-06) .....	88
4. Chris Udofia (2012-13) .....	75
5. Chris Udofia (2013-14) .....	70
6. Chris Udofia (2011-12) .....	72
7. Eric Dow (1998-99) .....	66
8. Ira Harge (1986-87) .....	63
9. Isaiah Carr (2023-24) .....	60
10. Adam McCanna (1997-98) .....	53

# TEAM SEASON RECORDS

## POINTS

1.	2,755	2023-24
2.	2,592	1991-92
3.	2,583	1990-91
4.	2,441	1995-96
5.	2,377	1993-94
6.	2,359	1988-89
7.	2,341	1975-76
8.	2,334	1968-69
9.	2,331	1994-95
10.	2,275	2016-17

## FIELD GOALS MADE

1.	974	1975-76
2.	946	2023-24
3.	909	1990-91
4.	907	1979-80
5.	900	1972-73
6.	894	1976-77
7.	886	1973-74
8.	881	1991-92
9.	870	1980-81
10.	869	1987-88

## FIELD GOALS ATTEMPTED

1.	2,103	2023-24
2.	2,069	1968-69
3.	2,046	1975-76
4.	1,960	1990-91
5.	1,952	1950-51
6.	1,927	1973-74
7.	1,909	2002-03
8.	1,898	1976-77
9.	1,881	1991-92
10.	1,875	1972-73

## FIELD-GOAL PERCENTAGE

1.	.533 (781-1466)	1981-82
2.	.528 (856-1622)	1983-84
3.	.514 (870-1693)	1980-81
4.	.505 (749-1483)	1982-83
5.	.493 (907-1839)	1979-80
6.	.490 (689-1406)	2009-10
	.490 (643-1313)	1984-85
8.	.488 (828-1696)	1995-96
	.488 (869-1779)	1987-88
	.488 (772-1582)	1986-87

## 3-POINT FIELD GOALS MADE

1.	294	2023-24
2.	255	2011-12
3.	252	2013-14
	252	2012-13
5.	251	2009-10
6.	249	2002-03
7.	243	2008-09
8.	235	2015-16
9.	232	2010-11
10.	227	2018-19

## 3-POINT FG ATTEMPTED

1.	845	2023-24
2.	720	2002-03
3.	672	2012-13
4.	650	1999-00
5.	645	2008-09
6.	641	2013-14
	641	2011-12
8.	635	2009-10
9.	622	2018-19
10.	613	2015-16

## 3-POINT FG PERCENTAGE

1.	.488 (79-184)	1986-87
2.	.411 (187-455)	1988-89
3.	.409 (196-479)	1990-91
4.	.408 (206-505)	1992-93
5.	.402 (223-555)	2016-17
6.	.401 (232-578)	2010-11
7.	.400 (211-527)	2017-18
8.	.398 (255-641)	2011-12
9.	.395 (251-635)	2009-10
10.	.387 (253-654)	2013-14

## FREE THROWS MADE

1.	665	1991-92
2.	571	1995-96
3.	569	1990-91
	569	2023-24
5.	529	1993-94
6.	527	1988-89
7.	513	1983-84
8.	509	1987-88
9.	507	1986-87
10.	496	1994-95

## FREE THROW ATTEMPTED

1.	881	1991-92
2.	812	1993-94
3.	795	1990-91
4.	779	2023-24
5.	765	1986-87
6.	760	1995-96
7.	736	1988-89
8.	725	1987-88
	725	1994-95
10.	720	1983-84

## FREE-THROW PERCENTAGE

1.	.770 (408-530)	2015-16
2.	.766 (327-427)	2014-15
3.	.763 (373-489)	2007-08
4.	.762 (401-526)	2011-12
5.	.759 (311-410)	1973-74
	.759 (349-460)	2018-19
7.	.755 (665-881)	1991-92
8.	.751 (571-760)	1995-96
9.	.750 (437-583)	2005-06
10.	.748 (452-604)	1975-76

## REBOUNDS

1.	1,417	1958-59
2.	1,406	1955-56
3.	1,324	1975-76
4.	1,322	1959-60
5.	1,306	1967-68
6.	1,287	1972-73
7.	1,277	1968-69
8.	1,276	1965-66
9.	1,227	1960-61
10.	1,217	1990-91

## ASSISTS

1.	603	1983-84
2.	531	1980-81
3.	530	1995-96
4.	516	2012-13
5.	505	1990-91
	505	1981-82
7.	485	2004-05
8.	484	2011-12
9.	483	1975-76
10.	481	1994-95

## STEALS

1.	309	1986-87
2.	288	2012-13
3.	274	1994-95
4.	264	1980-81
5.	261	1990-91
6.	260	1987-88
7.	240	1993-94
8.	230	2004-05
	230	2002-03
10.	229	1988-89

## BLOCKS

1.	157	1991-92
2.	152	2004-05
3.	145	2012-13
4.	139	1987-88
5.	137	2011-12
6.	132	2023-24
7.	129	2005-06
8.	113	1986-87
9.	110	1980-81
10.	107	1998-99
	107	1997-98

## LONGEST WINNING STREAKS

1.	18 games	1983-84
	18 games	1981-82
3.	13 games	1970-71
4.	11 games	1985-86
5.	10 games	2012-13
6.	9 games	1987-88
	9 games	1986-87
	9 games	1983-84
	9 games	1980-81
	9 games	1949-50
11.	8 games	5x (most recent 2010-11)

## LONGEST LOSING STREAKS

1.	13 games	2020-21
2	12 games	1968-69
3.	11 games	2006-07
4	10 games	2019-20
5.	9 games	1968-69
6.	8 games	1999-00
	8 games	1941-42
	8 games	1938-39

## BEST WINNING PERCENTAGE

1.	1.000 (8-0)	1915-16
2.	.875 (28-4)	1983-84
3.	.813 (26-6)	1991-92
	.813 (22-7)	1981-82
5.	.759 (22-7)	1995-96
	.759 (22-7)	1980-81
7.	.714 (10-4)	1928-29
8.	.710 (22-9)	2011-12
9.	.703 (19-8)	1942-43
10.	.700 (14-6)	1936-37

# PLAYER GAME RECORDS

## POINTS

1. Matt Teahan.....	61 vs. Nebraska Wesleyan, 2/26/79
2. Dan Cramer.....	50 vs. Southern Mississippi, 2/4/74
3. Lawrence Toburen.....	48 at Evansville, 12/29/56
4. Tommy Bruner.....	49 vs. South Dakota, 1/25/24
5. Scott Williams.....	44 vs. Nebraska-Kearney, 2/13/90
6. Scott Williams.....	42 at Northern Colorado, 12/12/89
Ade Murky.....	42 at South Dakota State, 2/14/20
8. Dave Bustion.....	41 vs. Houston, 3/4/72
Jerry Cole.....	41 at New Mexico, 2/27/60
Harry Hollines.....	41 at Air Force, 1/21/67
Tommy Bruner.....	41 vs. North Dakota State, 2/17/24
12. Matt Teahan.....	40 at Northern Colorado, 2/13/79
Harry Hollines.....	40 vs. Seattle, 1/20/68

## REBOUNDS

1. Dick Brott.....	38 at Evansville, 12/29/56
2. Dick Brott.....	29 vs. Southern California, 12/17/56
3. Dick Brott.....	28 at Utah State, 3/1/57
4. Dave Bustion.....	27 at Regis, 12/14/71
Jim Peay.....	27 vs. Northern Colorado, 12/13/58
6. Jim Peay.....	26 vs. Hawaii, 12/28/59
7. George Walls.....	25 vs. Phillips, 2/20/75
Dave Bustion.....	25 vs. Western Michigan, 12/19/70
9. John Johnson.....	24 vs. Corpus Christi, 2/5/73
Dick Brott.....	24 vs. New Mexico, 1/19/57
Dick Brott.....	24 at Utah State, 3/5/55
Dick Brott.....	24 at Brigham Young, 3/4/55
Dick Brott.....	24 vs. Utah State, 2/24/55

## FIELD GOALS MADE

1. Matt Teahan.....	27 vs. Nebraska Wesleyan, 2/26/79
2. Lawrence Toburen.....	22 at Evansville, 12/29/56
3. Len Orr.....	18 vs. Brigham Young, 12/13/73
4. Scott Williams.....	17 vs. Nebraska-Kearney, 2/13/90
Scott Williams.....	17 at Northern Colorado, 12/12/89
Harry Hollines.....	17 vs. Regis, 12/16/67
Jerry Cole.....	17 at New Mexico, 2/27/60
8. Alonzo Weatherly.....	16 vs. Coll. of Santa Fe, 2/28/80
Matt Teahan.....	16 vs. Texas-Pan American, 2/19/79
Matt Teahan.....	16 vs. Oklahoma City, 2/3/79
John Johnson.....	16 vs. Virginia, 12/28/73
Dave Bustion.....	16 vs. Houston, 3/4/72
Jim Peay.....	16 at Michigan, 12/21/59

## FIELD-GOAL PERCENTAGE (minimum 10 attempts)

1. Kelly Lively.....	.923 (12-13) at Colorado Christian, 1/11/92
2. Yemi Nicholson.....	.909 (10-11) vs. Northern Colorado, 2/15/06
Rob Lewis.....	.909 (10-11) vs. Arkansas-Little Rock, 3/8/09
4. Erik Hartwell.....	.900 (9-10) vs. Arizona Coll. of Bible, 12/1/95
Mark Langkamp.....	.900 (9-10) vs. Coll. of Santa Fe, 3/8/83
Bob Oliver.....	.900 (9-10) vs. Western State, 1/11/72
7. Dwayne Russell.....	.846 (11-13) at South Dakota Tech, 12/8/81
8. Yemi Nicholson.....	.833 (10-12) vs. Louisiana-Lafayette, 2/5/05
Doug Price.....	.833 (10-12) vs. Holy Names, 11/17/96
Stan Adams.....	.833 (10-12) at Western State, 12/12/85
Mel Coffman.....	.833 (15-18) vs. Concordia (Neb.), 12/4/79
Harry Hollines.....	.833 (10-12) vs. Adams State, 12/4/87

## 3-POINT FIELD GOALS MADE

1. Erik Benzel.....	10 at Southern Utah, 1/2/04
2. B.J. Pratt.....	9 vs. Louisiana Tech, 12/29/99
Joe Rosga.....	9 vs. Jacksonville, 11/12/16
4. Marcus Byrd.....	8 at IPFW, 2/13/16
Chris Morley.....	8 at Nebraska-Kearney, 1/7/95
DaShawn Walker.....	8 vs. Colorado State, 11/29/06
Jase Townsend.....	8 vs. Omaha (1/18/20)
7. Brett Olson.....	7 at South Dakota, 2/25/15
Nate Engesser.....	7 at Belmont, 11/26/14
Brian Stafford.....	7 at Louisiana-Monroe, 2/26/09
Erik Benzel.....	7 at Arkansas State, 1/22/04
Erik Benzel.....	7 at UMKC, 12/10/03
B.J. Pratt.....	7 vs. Montana, 1/2/03
Mark Ziegler.....	7 at Western State, 12/13/92
Scott Williams.....	7 vs. Nebraska-Kearney, 2/13/90
Scott Williams.....	7 at CU-Colorado Springs, 1/29/90

## 3-POINT FIELD GOAL PERCENTAGE (minimum 5 made)

1. Tyler Thalken.....	1.000 (5-5) vs. Arkansas State, 1/20/11
Andrew Hooper.....	1.000 (5-5) vs. Louisiana-Monroe, 12/19/09
Erik Benzel.....	1.000 (6-6) at Montana State, 12/20/03
Erik Benzel.....	1.000 (6-6) at Louisiana-Lafayette, 1/26/02
Tony Simms.....	1.000 (6-6) vs. Regis, 1/21/93
6. Nate Engesser.....	.875 (7-8) at Belmont, 11/26/14
7. Steve Wetrich.....	.857 (6-7) vs. Florida International, 1/14/06
Erik Benzel.....	.857 (6-7) vs. New Mexico State, 1/30/03
B.J. Pratt.....	.857 (6-7) vs. Colorado College, 2/4/01
Ashley Day.....	.857 (6-7) vs. Langston, 11/17/95
Mark Ziegler.....	.857 (6-7) at Colorado School of Mines, 12/3/91
12. Brett Olson.....	.833 (5-6) vs. Saint Joseph's, 12/29/14
Brian Stafford.....	.833 (5-6) vs. Arkansas-Pine Bluff, 11/15/09

Brian Stafford.....	.833 (5-6) at Florida Atlantic, 2/12/09
Andrew Hooper.....	.833 at Florida International, 1/17/09
Rodney Billups.....	.833 (5-6) vs. South Dakota State, 12/11/04
Victor Allen.....	.833 (5-6) at Colorado College, 2/13/98
Peter Faller.....	.833 (5-6) vs. Wheaton, 1/4/88
Joe Rosga.....	.833 (5-6) vs. Omaha, 2/22/17

## FREE THROWS MADE

1. John Johnson.....	19 vs. Utah State, 2/23/74
2. Nate Rohnert.....	18 vs. Wyoming, 11/24/09
Mark Langkamp.....	18 at Regis, 1/18/84
4. Brett Starkey.....	17 vs. North Texas, 2/13/03
Peter Faller.....	17 vs. Regis, 2/26/88
Harry Hollines.....	17 vs. Creighton, 2/24/66
7. Peter Faller.....	16 vs. Metro State, 2/26/87
Peter Faller.....	16 at Metro State, 2/18/85
8. Nate Rohnert.....	15 vs. Seattle, 12/22/09
Lars Van Etten.....	15 vs. Chadron State, 12/20/93
Dave Collignon.....	15 at Chadron State, 1/27/89
Tommy Bruner.....	15 vs. Adams State, 12/18/23

## FREE-THROW PERCENTAGE (minimum 10 made)

1. John Johnson.....	19-19 vs. Utah State, 2/23/74
Peter Faller.....	16-16 at Metro State, 2/18/85
Steve Cribari.....	14-14 at New Mexico State, 12/19/75
Tommy Bruner.....	14-14 vs. Cal Poly, 11/9/23
Antonio Porch.....	12-12 at South Alabama, 1/27/05
Derek Fuller.....	12-12 vs. Regis, 1/16/92
Mark Langkamp.....	12-12 at Wyoming, 1/3/84
Casey Carrabine.....	12-12 vs. Dana, 12/19/83
Doug Price.....	11-11 at Western State, 12/5/94
Peter Faller.....	11-11 vs. Southern Colorado, 2/9/87
Brian Stafford.....	10-10 at Colorado State, 1/11/12
Brian Stafford.....	10-10 vs. Louisiana-Monroe, 3/4/09
Antonio Porch.....	10-10 vs. Arkansas State, 2/4/07
Yemi Nicholson.....	10-10 at New Mexico State, 2/19/05
Doug Price.....	10-10 at Southern Colorado, 1/20/96
Adam McCanna.....	10-10 vs. Fort Lewis, 1/22/94
Peter Faller.....	10-10 at Hawaii-Loa, 12/23/84
Matt Teahan.....	10-10 vs. Texas-Pan American, 2/10/79
Steve Cribari.....	10-10 vs. Eastern Montana, 1/10/77
Willie Cherry.....	10-10 vs. Portland, 2/6/71
Bill Jones.....	10-10 vs. Tulane, 3/2/70
Harry Hollines.....	10-10 vs. Idaho, 12/3/66

## ASSISTS

1. Tom Jorgensen.....	18 at Houston Baptist, 2/16/79
2. Mike Gallagher.....	17 vs. Northern Montana, 12/1/80
3. Mike Gallagher.....	16 vs. Doane, 12/3/80
Tom Jorgensen.....	16 vs. Oklahoma City, 2/3/79
5. Rodney Billups.....	15 vs. Louisiana-Lafayette, 2/5/05
Tom Jorgensen.....	15 vs. Texas-Pan American, 2/19/79
7. Tom Jorgensen.....	14 vs. Nebraska Wesleyan, 2/26/79
Jim Ranson.....	14 vs. Hardin-Simmons, 12/11/76
9. Derrick Fuller.....	13 vs. Dordt, 1/4/92
Mike Gallagher.....	13 vs. Cornell (Iowa), 12/13/80
Jake Pemberton.....	13 at Fort Wayne, 1/7/17

## STEALS

1. Chase Hallam.....	8 vs. Seattle, 2/7/13
Andre Guzman.....	8 vs. Wayne (Neb.) State, 11/27/93
Tim Ray.....	8 vs. Fort Lewis, 2/4/91
Joe Fisher.....	8 vs. Dordt, 1/3/87
5. Royce O'Neale.....	7 vs. North Texas, 2/26/12
Xander McNally.....	7 vs. Louisiana-Lafayette, 2/10/08
Derrick Fuller.....	7 at Colorado College, 2/25/91
Peter Faller.....	7 vs. Black Hills State, 2/25/91
Greg Rhodes.....	7 vs. Colorado College, 2/6/82
Roy Jones.....	7 vs. Rhode Island, 12/28/78
Jim Coffman.....	7 vs. Drexel, 12/18/78

## BLOCKS

1. Yemi Nicholson.....	9 vs. New Orleans, 2/26/05
Isaiah Carr.....	9 vs. Colorado College, 12/2/23
3. Yemi Nicholson.....	8 vs. Illinois-Chicago, 11/20/05
Adam McCanna.....	8 at Portland, 11/23/97
5. Yemi Nicholson.....	7 vs. Western Kentucky, 2/9/06
Yemi Nicholson.....	7 vs. Arkansas State, 1/20/05
Yemi Nicholson.....	7 vs. Stanford, 12/13/04
Kelly Lively.....	7 vs. Regis, 1/16/92
9. Seven tied with 6, Last Chris Udofia.....	at New Mexico State, 1/23/13

# TEAM GAME RECORDS

## POINTS

- 122.....vs. Northern Montana, 12/6/75
- 121.....vs. Western State, 12/10/73
- 119.....vs. Concordia (Neb.), 12/4/79
- 118.....vs. Colorado Christian, 2/25/89
- 118.....vs. Samford, 2/21/76
- 115.....vs. Loyola (Chicago), 2/17/73
- 115.....vs. Oklahoma City, 1/23/67
- 115.....vs. New Mexico State, 1/22/66
- 114.....vs. Chadron State, 2/11/91
- 113.....vs. Rockford, 1/2/94
- 113.....vs. Colorado College, 1/6/79
- 113.....vs. Nebraska Wesleyan, 2/27/79
- 113.....vs. College of Santa Fe, 11/26/76
- 113.....vs. Hardin-Simmons, 12/11/76

## OPPONENT POINTS

- 131.....at Nebraska-Kearney, 1/7/95
- 125.....at Southern (La.), 12/7/89
- 119.....at Utah, 11/30/74
- 118.....at UNLV, 1/4/69
- 115.....vs. Colorado Christian, 2/11/89
- 114.....vs. Utah State, 1/25/75
- 113.....at Wyoming, 12/27/87
- 112.....at Southern Utah, 12/6/90
- 112.....at Northern Colorado, 1/17/75
- 112.....vs. Oklahoma City, 2/17/69

## POINTS, BOTH TEAMS

- 233 (118-115)....vs. Colorado Christian, 2/11/89
- 230 (99-131).....at Nebraska-Kearney, 1/7/95
- 221 (111-110 3OT)....vs. South Dakota, 1/25/24
- 218 (101-117)....vs. Central Oklahoma, 12/21/94
- 215 (118-97).....vs. Samford, 2/21/76
- 214 (114-100).....vs. Chadron State, 2/11/91
- 214 (102-112).....at Southern Utah, 12/6/90
- 214 (115-99).....vs. Oklahoma City, 1/23/67
- 213 (94-119).....at Utah, 11/30/74
- 212 (108-104).....vs. Chadron State, 2/25/89
- 212 (94-118).....at UNLV, 1/4/69
- 212 (100-112).....vs. Oklahoma City, 2/17/69

## FIELD GOALS MADE

- 56.....vs. Concordia (Neb.), 12/4/79
- 52.....vs. Nebraska Wesleyan, 2/26/79
- 50.....vs. Hardin-Simmons, 12/11/76
- 48.....vs. CU-Colorado Springs, 2/12/88
- 48.....vs. Samford, 2/21/76
- 47.....vs. Texas-Arlington, 1/8/76
- 46.....vs. Chadron State, 2/22/88
- 46.....vs. College of Santa Fe, 2/28/80
- 46.....vs. Colorado College, 1/31/79
- 46.....vs. Regis, 1/26/66

## FIELD GOALS ATTEMPTED

- 110.....vs. Oklahoma City, 2/17/69
- 101.....vs. Nebraska Wesleyan, 2/26/79
- 99.....vs. Central Oklahoma, 12/21/94
- 99.....at Northern Colorado, 1/17/75
- 98.....at Colorado College, 12/12/52
- 96.....vs. Utah State, 2/22/69
- 96.....vs. Arkansas State, 12/7/68
- 95.....vs. South Dakota Tech, 12/30/75
- 95.....vs. Regis, 2/24/69
- 94.....vs. Brigham Young, 12/11/73
- 94.....vs. Regis, 1/29/69
- 94.....vs. Brigham Young, 2/8/58

## FIELD-GOAL PERCENTAGE

- .762 (48-53)....vs. CU-Colorado Springs, 2/12/88
- .705 (31-44).....vs. Louisiana-Monroe, 12/19/09
- .696 (48-69).....vs. Concordia (Neb.), 12/6/80
- .690 (29-42).....vs. Omaha, 2/7/15
- .675 (27-40).....vs. Regis, 2/28/81
- .673 (33-49).....at South Dakota State, 11/28/09
- .673 (35-52).....vs. USC Upstate, 12/9/17
- .673 (35-52).....at Houston Christian, 12/1/22
- .667 (30-45).....vs. Western Kentucky, 1/10/10
- .667 (36-54).....vs. Colorado College, 2/6/82
- .667 (32-48).....at St. Thomas, 2/24/22

## 3-POINT FIELD GOALS MADE

- 20.....at IPFW, 2/13/16
- 18.....at Southern Utah, 1/4/04
- 17.....vs. Colorado State, 12/19/14
- 16.....vs. Lipscomb, 11/15/15 (at Santa Clara)
- 16.....vs. Louisiana-Monroe, 2/18/12
- 16.....vs. UMKC, 12/3/03
- 15.....vs. Wright State, 12/12/98
- 15.....vs. Montana State, 12/18/18
- 15.....at North Dakota State, 3/1/14
- 14.....vs. Texas-San Antonio, 1/6/13
- 14.....vs. Nebraska-Omaha, 12/15/12
- 14.....vs. South Alabama, 1/23/10
- 14.....vs. Western Illinois, 12/7/02
- 14.....vs. Loyola (Md.), 2/2/99
- 14.....vs. Louisiana Tech, 12/29/99
- 14.....vs. Langston, 11/17/95
- 14.....vs. Adams State, 12/4/87
- 14.....vs. South Dakota State, 1/13/24
- 14.....vs. South Dakota, 1/25/24

## 3-POINT FIELD GOALS ATTEMPTED

- 40.....vs. Fort Lewis, 1/5/98
- 38.....at Oral Roberts, 2/3/24
- 37.....vs. Lipscomb, 11/15/15 (at Santa Clara)
- 36.....at Southern Utah, 1/2/04
- 36.....vs. South Dakota State, 3/12/24
- 35.....at Texas-Arlington, 12/31/12
- 35.....vs. New Orleans, 3/4/00
- 34.....vs. Louisiana-Monroe, 2/18/12
- 33.....vs. Southern Colorado, 1/14/95
- 33.....vs. IPFW, 2/19/15
- 33.....vs. Omaha, 1/27/24

## 3-POINT FIELD GOAL PERCENTAGE

- .900 (9-10).....vs. Regis, 2/28/89
- .833 (5-6).....vs. Regis, 2/16/91
- .833 (5-6).....at Western State, 12/12/92
- .833 (5-6).....at CU-Colorado Springs, 2/16/96
- .765 (13-17).....vs. Chadron State, 2/25/89
- .750 (6-8).....at CU-Colorado Springs, 1/25/92
- .727 (8-11).....at Arkansas State, 2/21/09
- .714 (10-14).....vs. Florida Atlantic, 2/6/10
- .692 (9-13).....at Houston Christian, 12/1/22
- .688 (11-16).....at Oral Roberts, 1/31/17

## FREE THROWS MADE

- 39.....at Regis, 2/28/66
- 38.....vs. North Texas, 2/13/03
- 38.....vs. Regis, 2/28/81
- 37.....vs. New Mexico, 1/31/59
- 37.....vs. Adams State, 12/18/23
- 36.....at Air Force, 1/6/99
- 36.....vs. Northern Colorado, 1/28/92
- 35.....vs. Wyoming, 11/24/09
- 35.....vs. CU-Colorado Springs, 2/16/95
- 35.....at Fort Lewis, 12/4/90
- 35.....vs. New Mexico, 1/29/55

## FREE THROWS ATTEMPTED

- 54.....vs. New Mexico, 1/31/59
- 54.....vs. New Mexico, 1/29/55
- 53.....vs. Regis, 2/28/81
- 52.....at Air Force, 1/6/99
- 52.....vs. Utah State, 3/1/56
- 52.....vs. Louisville, 2/8/50
- 51.....vs. CU-Colorado Springs, 2/15/96
- 49.....vs. Regis, 1/19/83
- 49.....vs. New Mexico, 2/28/53
- 49.....vs. Colorado College, 11/10/22

## FREE-THROW PERCENTAGE

- (minimum 13 made)
- 1.000 (19-19).....vs. Bryant, 12/21/14
  - 1.000 (14-14) ..vs. Louisiana-Lafayette, 12/30/10
  - 1.000 (19-19).....at New Mexico State, 2/19/05
  - 1.000 (13-13).....at Wyoming, 11/23/02
  - 1.000 (14-14) ...vs. Southern Colorado, 2/27/93
  - 1.000 (15-15).....vs. Grand Canyon, 3/6/89
  - 1.000 (15-15).....at Wyoming, 12/11/18
  - .958 (15-16).....vs. Southern Colorado, 2/9/87
  - .955 (21-22).....vs. North Dakota, 1/2/20
  - .950 (19-20).....vs. Dordt, 1/4/92

## REBOUNDS

- 82.....vs. Northern Colorado, 12/13/58
- 78.....at New Mexico, 2/28/59
- 78.....vs. Colorado School of Mines, 12/16/55
- 76.....vs. Utah State, 3/1/56
- 75.....at Northern Colorado, 12/20/58
- 73.....vs. South Dakota Tech, 12/30/75
- 73.....vs. Wayne State (Neb.), 12/2/66
- 70.....vs. Colorado School of Mines, 11/30/63
- 68.....vs. Regis, 1/26/66
- 67.....vs. Western State, 12/2/74
- 67.....vs. Regis, 2/24/65

## ASSISTS

- 39.....vs. Nebraska Wesleyan, 11/26/77
- 37.....vs. Hardin-Simmons, 12/11/76
- 35.....vs. Texas-Arlington, 12/12/77
- 34.....at Texas-Pan American, 2/10/78
- 31.....vs. Concordia (Neb.), 12/6/80
- 31.....vs. College of Santa Fe, 11/26/76
- 29.....vs. Loras, 11/25/89
- 29.....vs. Aurora, 12/22/87
- 29.....vs. College of Santa Fe, 11/25/77
- 29.....vs. Boise State, 12/3/77

## STEALS

- 22.....vs. Seattle, 2/7/13
- 18.....vs. Rockmont, 2/10/82
- 17.....vs. Mount Senario, 2/25/95
- 17.....vs. Ottawa, 1/5/91
- 17.....vs. Fort Lewis, 2/4/91
- 17.....vs. Chadron State, 2/22/88
- 17.....vs. Metro State, 2/26/87
- 17.....vs. Dakota Wesleyan, 11/21/86
- 16.....Six occasions
- .....most recent vs. Chadron State, 1/20/90

## BLOCKS

- 11.....vs. North Texas, 11/13/05
- 11.....vs. Stanford, 12/13/04
- 11.....vs. Colorado College, 12/2/23
- 10.....vs. Ohio, 3/19/13
- 10.....vs. Arkansas State, 1/20/05
- 10.....vs. New Orleans, 2/26/05
- 10.....vs. Regis, 1/16/92
- 10.....CU-Colorado Springs, 1/17/89
- 9.....9 times, last vs. Stanford, 11/17/13

# MAGNESS ARENA RECORDS

## INDIVIDUAL

### POINTS

38	Larry Nance (Wyoming) .....	vs. Denver, 12/15/13
37	B.J. Pratt (Denver) .....	vs. Louisiana Tech, 12/29/99

### REBOUNDS

20	Yemi Nicholson (Denver) .....	vs. Troy, 1/28/06
----	-------------------------------	-------------------

### FIELD GOALS MADE

15	Larry Nance (Wyoming) .....	vs. Denver, 12/15/13
12	C.J. Pepper (Arkansas State) .....	vs. Denver, 1/17/00
	B. J. Pratt (Denver) .....	vs. Louisiana Tech, 12/29/99
	Mekeli Wesley (BYU) .....	vs. Denver, 12/2/99

### FIELD-GOAL PERCENTAGE (minimum 10 attempts)

.909	Yemi Nicholson (Denver) .....	10-11 vs. Northern Colorado, ..... 12/15/06
------	-------------------------------	--

### THREE-POINT FIELD GOALS MADE

9	B.J. Pratt (Denver) .....	vs. Louisiana Tech, 12/29/99
9	Joe Rosga (Denver) .....	vs. Jacksonville, 11/12/16

### THREE-POINT FIELD GOAL PERCENTAGE (minimum six made)

.857	Steve Wetrich (Denver) ...	6-7 vs. Florida International, 1/14/06
.857	B.J. Pratt (Denver) .....	6-7 vs. Colo. College, 2/4/01

### FREE-THROWS MADE

18	Nate Rohnert (Denver) .....	vs. Wyoming, 11/24/09
----	-----------------------------	-----------------------

### FREE-THROW PERCENTAGE (minimum 10 made)

1.000	Tommy Gunn (MTSU) .....	11-11 vs. Denver, 2/8/03
1.000	Brian Stafford (Denver) .....	10-10 vs. Louisiana-Monroe, 3/4/09

### ASSISTS

15	Rodney Billups (Denver) .....	vs. Louisiana-Lafayette, 2/5/05
----	-------------------------------	---------------------------------

### STEALS

8	Chase Hallam (Denver) .....	vs. Seattle, 2/7/13
7	Royce O'Neale (Denver) .....	vs. North Texas 2/26/12
	Xander McNally (Denver) .....	vs. Louisiana-Lafayette, 2/10/08

### BLOCKS

9	Yemi Nicholson (Denver) .....	vs. New Orleans, 2/26/05
---	-------------------------------	--------------------------

## TEAM

### DENVER POINTS

100	Denver .....	vs. North Texas, 2/10/01
-----	--------------	--------------------------

### OPPONENT POINTS

99	Oregon .....	vs. Denver, 11/21/00
----	--------------	----------------------

### POINTS, BOTH TEAMS

189	Denver vs. Oregon .....	11/21/00
-----	-------------------------	----------

### FIELD GOALS MADE

40	North Texas .....	vs. Denver, 2/10/01
----	-------------------	---------------------

### FIELD GOALS ATTEMPTED

79	Arkansas-Little Rock .....	vs. Denver, 1/31/00
----	----------------------------	---------------------

### FIELD-GOAL PERCENTAGE (minimum 25 attempts)

.711	Colorado State .....	27-38 vs. Denver, 12/15/01
------	----------------------	----------------------------

### THREE-POINT FIELD GOALS MADE

17	Denver .....	vs. Colorado State, 12/19/14
----	--------------	------------------------------

### THREE-POINT FIELD GOALS ATTEMPTED

34	Denver .....	vs. Louisiana-Monroe, 2/18/12
----	--------------	-------------------------------

### THREE-POINT FIELD GOAL PERCENTAGE (minimum 10 attempts)

.727	New Orleans .....	8-11 vs. Denver, 1/20/01
------	-------------------	--------------------------

### FREE-THROWS MADE

41	Wyoming .....	vs. Denver, 11/24/09
----	---------------	----------------------

### FREE-THROWS ATTEMPTED

51	Wyoming .....	vs. Denver, 11/24/09
----	---------------	----------------------

### FREE-THROW PERCENTAGE (minimum 10 attempts)

1.000	Denver .....	19-19 vs. Bryant, 12/21/14
1.000	Denver .....	14-14 vs. Louisiana-Lafayette, 12/30/10
1.000	Denver .....	12-12 vs. North Dakota State, 2/12/15
1.000	Denver .....	12-12 vs. St. Francis, 12/31/13
1.000	Denver .....	11-11 vs. San Jose State, 1/17/13

### REBOUNDS

54	Denver .....	vs. Colorado Christian, 12/28/00
----	--------------	----------------------------------

### ASSISTS

28	Arkansas State .....	vs. Denver, 1/17/00
----	----------------------	---------------------

### STEALS

22	Denver .....	vs. Seattle, 2/7/13
----	--------------	---------------------

### BLOCKS

11	Denver .....	vs. North Texas, 1/13/05
	Denver .....	vs. Stanford, 12/13/04

### ATTENDANCE

7,186	.....	Jan. 2, 2006 vs. Wyoming, W 69-64
7,168	.....	Dec. 19, 2011 vs. Wyoming, W 57-46
7,075	.....	Jan. 26, 2012 vs. Arkansas State, W 66-52
6,535	.....	Dec. 13, 2004 vs. Stanford, L 52-56
6,420	.....	Nov. 11, 2011 vs. Portland State, W 69-61
6,406	.....	Feb. 22, 2014 vs. Omaha, W 72-60
6,355	.....	Dec. 22, 2011 vs. The Citadel, W 70-58
6,319	.....	Jan. 6, 2004 vs. Wyoming, W 63-62



Magness Arena - Denver vs. Arkansas State 1/26/2012





# YEAR-BY-YEAR RESULTS

<b>1946-47 (16-10)</b>	<b>Coach: Ellison Ketchum</b>	2/28 No. 14 Wyoming	W 37-34	<b>1951-52 (11-15)</b>	<b>Coach: Hoyt Brawner</b>	<b>1954-55 (9-14)</b>	<b>Coach: Hoyt Brawner</b>
12/4 @ Lowry Air Force Base	W 49-39	3/1 No. 12 Wyoming	L 34-35	12/5 @ Northern Colorado	W 65-46	12/1 @ Colorado School of Mines	W 80-38
12/7 Hardin-Simmons	W 56-31	3/4 @ No. 13 Utah	W 39-38	12/8 @ No. 8 Kansas	L 53-84	12/4 @ Regis	W 66-63
12/9 Texas Wesleyan	L 51-62	3/5 @ No. 13 Utah	L 44-69	12/11 @ Ohio State	W 67-58	12/11 Regis	W 73-68
12/14 Lowry Air Force Base	L 35-41	3/7 @ Brigham Young !	W 53-39	12/13 @ Michigan State	L 48-50	12/17 @ Iowa State	L 59-80
12/18 San Francisco	W 54-43	! at Springville, Utah		12/15 @ No. 15 Kansas State	L 55-65	12/20 Michigan	L 77-104
12/20 Northern Colorado	W 51-50	Note: Ketchum served as coach through 1/22 before being replaced by Brawner.		12/17 Drake	L 50-57	12/27 vs. Evansville *	L 81-96
12/27 vs. Creighton *	L 35-47			12/21 @ UCLA	L 58-60	12/28 vs. Mississippi *	W 88-81
12/28 vs. South Dakota *	W 63-38			12/22 @ UCLA	L 51-60	12/29 @ Kentucky Wesleyan *	L 77-79
12/31 Stanford	W 48-47	<b>1949-50 (18-13)</b>	<b>Coach: Hoyt Brawner</b>	12/27 Santa Clara	W 65-59	1/1 @ Washington (Mo.)	W 57-50
1/4 Colorado	L 50-54	12/8 Utah State *	W 60-39	1/5 No. 18 Utah	L 38-49	1/6 No. 8 Utah	L 58-82
1/10 @ Northern Colorado	W 44-43	12/9 Utah *	W 53-50	1/11 @ Brigham Young	L 51-55	1/8 Brigham Young	L 68-90
1/11 Utah State	L 44-45	12/10 Brigham Young *	L 54-56	1/12 @ Utah	W 69-64	1/14 @ Wyoming	L 57-61
1/17 @ Colorado State	W 47-39	12/15 @ Niagara	L 54-55	1/19 @ New Mexico	W 72-59	1/15 @ Colorado State	L 57-65
1/18 Brigham Young	W 64-41	12/17 @ No. 4 Long Island	L 43-58	1/24 Brigham Young	L 55-59	1/22 @ New Mexico	L 56-66
1/24 Colorado State	W 57-44	12/19 @ Louisville	L 70-81	1/26 Regis	L 57-59	1/27 Colorado State	W 73-69
1/27 Wyoming	L 38-63	12/21 @ Toledo	L 50-52	1/29 Northern Colorado	W 63-42	1/29 New Mexico	W 97-56
1/28 @ Colorado	W 51-47	12/29 Columbia	W 69-59	2/2 @ Wyoming	L 52-60	2/3 @ Montana	L 55-69
2/1 Utah	L 50-56	2/2 Wyoming	W 54-41	2/8 @ Colorado State	W 61-52	2/5 @ Utah State	L 64-65
2/7 @ Oklahoma	L 32-45	1/6 Utah State	W 56-51	2/9 Utah State	W 58-46	2/11 Montana	W 74-68
2/8 @ Oklahoma City	W 66-48	1/7 Utah State	L 47-59	2/12 Regis	W 62-45	2/19 Wyoming	L 60-82
2/14 @ Wyoming	L 32-38	1/12 @ Colorado State	L 53-55	2/16 New Mexico	W 61-44	2/24 Utah State	W 77-63
2/15 @ Utah	L 38-68	1/13 Colorado State	W 56-43	2/21 @ Utah State	L 63-81	3/4 @ Brigham Young	L 62-78
2/21 @ Colorado School of Mines	W 64-47	1/16 Brigham Young	L 45-63	2/23 @ Montana	L 63-66	3/5 @ No. 7 Utah	L 70-99
2/22 Colorado School of Mines	W 83-60	1/20 @ Brigham Young !	L 39-55	2/27 Colorado State	L 62-79	* at Owensboro, Ky.	
2/28 @ Brigham Young !	W 59-56	1/21 @ Utah	W 55-51	3/1 Montana	W 66-59		
3/1 @ Utah State	W 44-39	1/23 @ Utah	L 51-58	3/7 No. 16 Wyoming	L 54-61		
* at Des Moines, Iowa		1/27 Colorado State	W 65-56			<b>1955-56 (13-12)</b>	<b>Coach: Hoyt Brawner</b>
! at Springville, Utah		1/29 Regis	W 57-50	<b>1952-53 (9-16)</b>	<b>Coach: Hoyt Brawner</b>	12/1 @ Colorado School of Mines	W 61-55
		2/3 Utah	W 62-37	12/5 @ Fort Warren Air Force Base	L 69-73	12/3 @ Regis	W 57-55
		2/4 Utah	W 69-44	12/6 @ Northern Colorado	L 39-43	12/9 @ No. 16 UCLA	L 40-68
<b>1947-48 (18-11)</b>	<b>Coach: Ellison Ketchum</b>	2/8 No. 13 Louisville	W 79-70	12/12 @ Colorado College	W 84-58	12/10 @ Southern California	L 48-71
12/4 @ St. John's	W 54-52	2/10 Brigham Young	W 54-46	12/13 Colorado College	W 81-42	12/16 Colorado School of Mines	W 81-57
12/6 @ St. Joseph's	L 41-59	2/18 Wyoming	W 45-35	12/16 @ Drake	W 81-42	12/17 Northern Colorado	W 66-50
12/8 @ Georgetown	L 60-64	2/17 Wyoming	W 41-36	12/18 @ Creighton	L 54-62	12/21 Iowa State	W 65-62
12/10 @ Hamline	L 47-51	2/20 @ Colorado State	W 41-36	12/20 vs. Northern Colorado *	L 74-80	12/27 @ Michigan	L 69-74
12/12 vs. Eastern Kentucky *	W 53-49	2/24 @ Wyoming	W 59-52	12/26 Navy Amphibious Force	W 51-46	12/29 vs. Virginia Military Institute *	W 84-75
12/20 Notre Dame	W 61-60	2/25 @ Wyoming	L 39-61	12/27 Navy Amphibious Force	L 61-68	1/30 vs. Marshall *	L 78-79
12/22 Marshall	W 69-56	2/28 Regis	W 50-45	1/3 @ Wyoming	L 64-75	1/6 @ Wyoming	L 51-66
12/27 @ Bradley	L 54-72	3/3 @ Utah State	L 44-52	1/8 Brigham Young	L 46-73	1/7 @ Colorado State	W 78-57
12/29 @ Drake	L 54-62	3/4 @ Utah State	W 53-50	1/10 Utah	L 54-55	1/12 No. 20 Utah	L 72-83
1/5 Colorado State	W 59-53	3/5 @ Brigham Young !	L 50-75	1/15 Wyoming	W 52-49	1/14 Montana	W 65-51
1/9 @ Northern Colorado	W 58-49	* Skyline Conference Tournament		1/21 Regis	L 39-62	1/21 @ New Mexico	L 61-69
1/10 Northern Colorado	W 63-51	! at Springville, Utah		1/24 Drake	L 52-58	1/28 Regis	W 78-68
1/16 @ Brigham Young !	L 69-75			1/29 @ Colorado State	W 78-66	2/3 @ Utah State	L 74-76
1/17 @ Utah State	W 59-51	<b>1950-51 (14-16)</b>	<b>Coach: Hoyt Brawner</b>	1/31 @ New Mexico	W 66-59	2/4 @ Brigham Young	L 65-81
1/23 Brigham Young	W 58-53	12/7 @ No. 10 Long Island	L 56-58	2/5 @ Utah State	L 63-88	2/11 New Mexico	W 81-61
1/30 Utah	L 37-43	12/9 @ Niagara	L 44-50	2/7 @ Montana	L 73-83	2/16 @ Montana	L 72-89
1/31 Colorado School of Mines	W 62-34	12/12 @ No. 10 Toledo	L 44-50	2/19 Utah State	L 57-74	2/18 @ Utah	L 68-99
2/5 @ Colorado School of Mines	W 63-44	12/14 @ Drake	W 66-60	2/21 Montana	L 62-69	2/24 Wyoming	W 80-74
2/13 Wyoming	W 40-37	12/16 vs. Peru State *	W 66-64	2/22 New Mexico	W 69-62	2/25 Colorado State	W 68-65
2/14 @ Colorado College	W 60-41	12/27 New Mexico !	W 59-40	3/5 @ Brigham Young	W 66-64	3/1 Utah State	W 110-80
2/16 Colorado College	W 83-68	12/28 Utah !	L 43-45	3/6 @ Utah	L 40-69	3/3 Brigham Young	L 86-96
2/23 Utah State	W 71-54	12/29 Utah State !	W 63-48	3/10 Colorado State	L 51-52	* at Fayetteville, Ind.	
2/27 @ Wyoming	L 44-46	1/5 Brigham Young	L 47-53	* at North Platte, Neb.	W 80-77		
2/28 @ Utah	L 48-63	1/6 Brigham Young	W 42-41			<b>1956-57 (11-12)</b>	<b>Coach: Hoyt Brawner</b>
3/5 @ Colorado State	W 71-58	1/12 Utah	W 52-47	<b>1953-54 (6-21)</b>	<b>Coach: Hoyt Brawner</b>	11/30 vs. No. 20 Seattle *	L 60-67
3/9 vs. Mankato State &	L 46-49	1/13 Utah	L 47-49	12/1 @ Northern Colorado	L 56-73	12/1 @ Idaho State	L 55-64
3/14 Howard Payne #	W 55-49	1/15 Regis	W 60-58	12/5 @ No. 8 Kansas State	L 41-70	12/8 @ Iowa	L 57-58
3/15 Los Angeles Police #	W 69-48	1/19 Utah State	W 65-63	12/12 @ Regis	W 50-48	12/14 @ Northern Colorado	W 84-64
3/17 Oakland Bitters #	L 57-63	1/20 Utah State	W 56-51	12/18 No. 17 UCLA	L 63-70	12/17 Southern California	W 59-57
* at Louisville, Ky.		1/25 vs. No. 19 Brigham Young &	L 58-91	12/19 No. 17 UCLA	L 45-66	12/28 vs. Mississippi State !	L 65-69
! at Springville, Utah		1/26 vs. No. 19 Brigham Young &	L 44-60	12/23 Creighton	L 45-66	12/29 @ Evansville	L 79-80
& NAAIA Tournament (Kansas City, Mo.)		2/2 Wyoming	L 53-67	12/28 @ No. 18 Wisconsin	L 60-65	1/1 @ Butler	L 69-72
# Regional AAU Tournament (Denver, Colo.)		2/3 Wyoming	L 46-55	12/29 @ Ohio State	L 48-67	1/7 Wyoming	W 74-56
		2/5 @ Colorado State	L 38-42	12/31 @ Kentucky Wesleyan *	L 56-74	1/10 @ Utah	L 70-84
		2/9 Regis	W 63-53	1/1 vs. South Carolina *	L 55-64	1/13 @ Montana	L 49-52
<b>1948-49 (18-15)</b>	<b>Coaches: Ketchum/Brawner</b>	2/16 @ Wyoming	W 61-51	1/2 vs. Tennessee *	W 77-63	1/18 Colorado State	L 62-70
Ketchum (6-9)/Brawner (12-6)		2/17 @ Colorado State	W 60-47	1/8 @ Brigham Young	L 50-66	1/19 New Mexico	W 60-55
12/4 @ Niagara	L 56-58	2/19 Colorado State	L 62-70	1/9 @ Utah	L 58-81	1/26 Colorado College	W 95-60
12/6 @ St. John's	L 53-55	2/23 @ Utah	W 61-54	1/14 No. 18 Colorado State	L 58-64	1/31 Utah State	W 69-66
12/9 @ Syracuse	W 65-63	2/24 @ Utah State	L 54-59	1/16 Wyoming	L 51-62	2/2 Brigham Young	L 65-74
12/10 @ Toledo	L 51-65	2/26 @ Utah State	L 60-66	1/23 Northern Colorado	L 59-64	2/9 @ New Mexico	W 77-72
12/17 Emporia State	W 61-60	3/3 Colorado State	W 80-73	1/30 New Mexico	L 57-59	2/14 Montana	W 55-53
12/18 Hamline	L 54-60	3/7 @ Wyoming	L 65-68	2/4 Utah State	L 61-75	2/16 Utah	W 64-59
12/25 @ Regis	L 46-47	* at Grand Island, Neb.	L 61-82	2/6 Montana	W 65-60	2/22 @ Colorado State	W 62-61
12/27 Ohio State	L 57-66	! Skyline Conference Tournament		2/9 @ Wyoming	W 70-65	2/23 @ Wyoming	W 64-63
1/7 @ Utah State	W 52-50	& at Salt Lake City, Utah		2/13 Regis	W 60-49	3/1 @ Utah State	L 60-64
1/8 @ Utah State	L 48-59			2/16 @ No. 19 Colorado State	W 65-59	3/2 @ Brigham Young	L 51-65
1/10 @ Brigham Young *	W 50-48			2/18 @ Utah State	L 45-58	* at Pocatello, Idaho	
1/14 Regis	W 42-29			2/20 @ Montana	L 55-67	! at Evansville, Ind.	
1/17 Brigham Young	L 48-51			2/27 @ New Mexico	L 52-60		
1/21 @ Valparaiso	W 40-37			3/4 Utah	L 54-60		
1/22 @ Notre Dame	L 46-49			3/6 Brigham Young	L 57-69		
1/24 Pittsburgh	W 47-46			* at Owensboro, Ky.			
1/28 Utah State	W 59-57						
1/29 Utah State	W 83-54						
2/4 @ Wyoming	L 34-44						
2/5 @ Wyoming	L 42-47						
2/7 Brigham Young	W 68-54						
2/11 No. 12 Utah	L 54-70						
2/12 No. 12 Utah	W 62-58						
2/14 @ Colorado State	W 59-56						
2/18 @ Colorado State	W 66-62						
2/19 Colorado State	W 83-54						
2/21 Colorado State	W 60-55						
2/26 @ DePaul	L 50-69						



# YEAR-BY-YEAR RESULTS

1969-70 (13-11)	Coach: Stan Albeck	1972-73 (17-9)	Coach: Al Harden	1975-76 (12-15)	Coach: Al Harden	1978-79 (15-12)	Coach: Ben Jobe
12/1 Western State	W 86-49	11/27 Northern Colorado	W 106-97	12/2 Western State	W 82-64	11/25 Southern Colorado	L 76-77
12/3 Montana	W 92-58	11/29 Colorado State	L 67-83	12/4 Northern Montana	W 122-64	11/28 @ Illinois	L 57-81
12/6 South Dakota State	W 75-56	12/2 @ Wyoming	L 62-67	12/6 @ Colorado State	L 81-92	12/2 Northeast Louisiana	W 76-62
12/12 Wyoming	L 71-72	12/9 @ Regis	W 93-81	12/8 @ Wyoming	L 78-84	12/4 Northern Arizona	W 82-73
12/13 @ Colorado State	L 54-68	12/16 Western State	W 105-83	12/12 @ Utah	L 84-107	12/6 Regis	W 82-66
12/15 Utah	W 64-61	12/18 Stanford	W 77-74	12/13 vs. Nevada *	W 85-101	12/9 @ Utah	L 87-100
12/20 @ Wyoming	L 66-74	12/21 @ Creighton	L 71-93	12/16 Montana Tech	W 85-66	12/13 @ Colorado	L 70-97
12/22 Brigham Young	W 73-56	12/29 @ Detroit	L 72-84	12/19 @ New Mexico State	L 100-104	12/18 Drexel	L 72-74
1/3 @ No. 18 New Mexico	L 70-77	12/30 vs. Eastern Michigan *	L 69-77	12/20 vs. Pacific !	W 79-78	12/20 @ Regis	W 78-74
1/7 Regis	W 85-74	1/3 Washington State	W 71-61	12/30 South Dakota Tech	W 104-80	12/28 vs. Rhode Island *	L 65-76
1/12 Seattle	L 53-70	1/6 Creighton	W 70-61	1/2 @ No. 4 UCLA	L 79-111	12/29 vs. New Hampshire *	L 65-71
1/17 @ Oklahoma City	L 41-47	1/9 Wyoming	W 63-51	1/6 Mesa State	W 82-77	1/4 @ Brigham Young	L 53-92
1/24 Colorado State	L 80-82 (3 ot)	1/12 @ Colorado State	L 68-81	1/8 Texas-Arlington	W 111-75	1/6 @ Colorado State	W 68-64
1/28 Air Force	W 68-46	1/15 @ Southern Colorado	W 90-73	1/10 Texas-Arlington	L 97-99 (ot)	1/16 Northern Colorado	L 66-68
2/7 Oklahoma City	W 68-61	1/20 Minnesota-Duluth	W 99-80	1/16 Colorado State	W 71-70	1/20 Portland	W 99-76
2/11 @ Regis	L 56-60	1/23 @ Western State	W 106-98 (ot)	1/19 Wyoming	L 73-77	1/22 Houston Baptist	W 84-66
2/14 @ Utah State	L 77-104	1/27 Oklahoma City	W 106-100	1/24 Tulane	L 86-100 (ot)	1/24 @ Colorado College	W 85-55
2/19 Utah State	W 78-73	1/31 Air Force	W 63-56	1/27 Air Force	L 60-63	1/25 Air Force	W 71-63
2/21 @ Air Force	W 85-84 (ot)	2/3 Utah State	L 84-91	1/29 @ Utah State	L 90-100	1/29 @ Wyoming	L 68-83
2/24 Southern Colorado	W 75-63	2/5 Texas A&M-Corpus Christi	W 103-87	2/4 Wisconsin-Milwaukee	W 105-88	1/31 Colorado College	W 113-87
2/27 @ Seattle	L 61-79	2/10 @ Utah State	W 95-83	2/7 @ Texas-Pan American	L 83-111	2/3 Oklahoma City	W 98-85
2/28 @ Portland	L 74-76	2/17 Loyola (Chicago)	W 115-83	2/9 @ Oklahoma City	L 80-95	2/7 @ Oral Roberts	L 67-89
3/2 Tulane	W 88-75	2/21 @ Regis	W 106-75	2/19 Utah State	L 93-94 (ot)	2/13 @ Northern Colorado	W 79-68
3/5 Portland	W 85-75	2/24 @ Oklahoma City	L 86-93	2/21 Samford	W 118-97	2/16 @ Houston Baptist	W 79-67
		2/28 Southern Colorado	W 73-66	2/25 Southern Colorado	L 91-95	2/19 Texas-Pan American	W 75-68
		3/3 @ Air Force	L 57-64	2/27 Nebraska Wesleyan	W 101-72	2/24 @ Air Force	L 75-83
		* at Detroit, Mich.		3/2 @ Air Force	L 80-87	2/26 Nebraska Wesleyan	W 113-96
		Note: DU Fieldhouse was closed after 12/18 game due to structural problems. Remaining home games were played at Regis Fieldhouse.		* at Salt Lake City, Utah		* at Detroit, Mich.	
				! at Las Cruces, N.M.			
<b>1970-71 (17-9)</b>	<b>Coach: Jim Karabetsos</b>	<b>1973-74 (11-15)</b>	<b>Coach: Al Harden</b>	<b>1976-77 (12-15)</b>	<b>Coach: Al Harden</b>	<b>NAIA (1979-90)</b>	<b>Coach: Ben Jobe</b>
12/1 @ Colorado State	L 59-67	11/26 College of Santa Fe	W 83-73	11/26 College of Santa Fe	W 113-88	11/30 Rocky Mountain College	W 88-73
12/4 @ Wyoming	L 76-82	11/30 Idaho State	W 83-73	11/27 Colorado State	L 68-77	11/30 Graceland	W 83-66
12/7 New Mexico	L 78-86	12/1 @ Colorado State	W 71-64	11/29 Ohio Northern	W 94-74	12/3 Rockmont	W 86-45
12/16 @ Brigham Young	L 72-100	12/8 @ Wyoming	L 75-95	12/3 vs. Stetson *	W 65-63	12/4 Concordia (Neb.)	W 119-78
12/18 Wyoming	W 90-80	12/10 Western State	W 121-79	12/4 @ Indiana State	L 65-78	12/6 @ Colorado State	L 61-69
12/19 Western Michigan	L 69-79	12/13 Brigham Young	L 87-97	12/8 @ Arizona State	L 82-104	12/15 @ Montana	L 59-78
12/22 Colorado State	L 58-63	12/15 @ Regis	W 80-67	12/11 Hardin-Simmons	W 113-85	12/17 McPherson	W 99-57
12/28 Kent	W 71-69	12/18 @ Loyola (Illinois)	L 63-95	12/14 California-San Diego	W 91-69	12/20 vs. Midland Lutheran *	W 90-77
12/30 Texas Christian	W 85-77 (ot)	12/20 @ No. 3 Notre Dame	L 59-99	12/18 @ Colorado State	L 71-88	12/21 @ Mesa State	W 80-68
1/5 Cal State-Los Angeles	W 86-78	12/28 vs. Virginia *	L 80-81	12/29 vs. New Orleans !	L 65-100	1/5 Western Montana	W 75-71
1/7 New Mexico State	L 76-81	12/29 vs. Northern Illinois *	W 100-90	12/30 @ Gannon	L 76-79	1/6 Western Montana	W 66-53
1/9 @ No. 15 Utah State	L 73-82	1/4 @ Houston	L 79-96	1/4 Nebraska Wesleyan	W 104-78	1/9 Fort Hays State	W 86-79
1/11 @ Texas Christian	W 85-74	1/5 vs. Texas A&M !	L 84-99	1/8 @ Wyoming	W 88-85 (ot)	1/12 Northwest Nazarene	L 66-69 (ot)
1/13 Regis	W 103-65	1/7 DePauw	W 86-82	1/10 Montana State-Billings	W 84-68	1/17 @ Portland	L 73-74
1/16 @ Air Force	W 65-59	1/10 Wyoming	W 76-70	1/15 @ Air Force	L 61-75	1/21 Chadron State	W 62-46
1/23 Southern Colorado	W 67-54	1/15 Colorado State	L 65-71	1/18 Wyoming	L 62-74	1/23 @ Northern Colorado	L 64-68
1/28 Washington (Mo.)	W 110-75	1/19 Oklahoma City	L 86-89	1/20 @ Utah State	L 81-94	1/24 @ Colorado College	W 70-52
1/30 @ No. 13 Oregon	W 93-83	1/25 @ Stanford	L 62-108	1/23 @ Southern California	L 65-106	2/4 @ Regis	L 54-63
2/1 @ Portland	W 68-61	1/26 @ Fresno State	L 66-77	1/27 Oklahoma City	W 70-68	2/7 @ Oklahoma City	L 80-91
2/6 Portland	W 92-59	1/28 @ Utah State	L 87-88	2/3 @ Northern Colorado	L 83-84	2/9 @ Texas-Pan American	L 60-78
2/10 Air Force	W 58-52	2/4 Southern Mississippi	W 112-93	2/10 @ No. 10 Nevada-Las Vegas	L 84-106	2/11 U.S. International	L 63-66
2/13 Oklahoma City	W 84-70	2/9 @ Oklahoma City	L 70-93	2/12 Merchant Marine	W 89-73	2/12 Northern Colorado	W 84-68
2/15 No. 19 Utah State	W 96-74	2/13 Air Force	W 61-58	2/16 Northern Colorado	W 75-74	2/14 Southern Colorado	W 66-59
2/18 @ Oklahoma City	W 64-63	2/19 Regis	W 82-69	2/19 Texas-Pan American	W 92-74	2/16 Chadron State	W 71-57
2/22 @ Regis	W 38-27 (ot)	2/23 Utah State	W 98-92	2/22 Utah State	L 77-88	2/20 @ Southern Colorado	W 55-54
2/27 @ Loyola (Chicago)	L 59-61	2/27 Southern Colorado	L 80-88	2/24 No. 4 Nevada-Las Vegas	L 82-99	2/25 Western State	W 71-62
		3/2 @ Air Force	L 70-72 (ot)	3/1 Air Force	L 72-77	2/28 College of Santa Fe	W 102-76
		* at Las Vegas, Nev.		* at Terre Haute, Ind.		3/1 Adams State !	W 74-61
		! at Houston, Texas		! at Erie, Pa.		3/4 @ Western New Mexico !	L 64-81
		Home games prior to 2/13 played at Cherry Creek High School due to structural problems at DU Fieldhouse.				* at Grand Junction, Colo.	
				<b>1977-78 (10-17)</b>	<b>Coach: Bill Weimar</b>	! NAIA District 7 Playoffs	
<b>1971-72 (11-15)</b>	<b>Coach: Jim Karabetsos</b>	<b>1974-75 (10-16)</b>	<b>Coach: Al Harden</b>	11/25 College of Santa Fe	W 100-92	<b>1980-81 (22-7)</b>	<b>Coach: Floyd Theard</b>
12/1 @ Colorado State	L 61-86	11/29 @ Idaho State	L 68-98	11/26 Nebraska Wesleyan	W 98-77	11/28 Northern Colorado	W 63-53
12/4 Wyoming	L 69-72	11/30 @ Utah	L 94-119	11/30 Northern Illinois	W 75-65	11/29 College of Santa Fe	W 68-52
12/7 San Jose State	W 79-66	12/2 Western State	W 78-69	12/3 Boise State	W 101-69	12/1 Northern Montana	W 91-73
12/9 @ North Texas	L 68-72	12/7 Colorado State	L 61-65	12/5 Montana	L 64-71	12/1 Northern Montana	W 91-73
12/14 @ Regis	W 87-62	12/9 Fresno State	L 67-76	12/10 @ Wyoming	L 77-86	12/3 Doane	W 88-75
12/17 @ Wyoming	W 83-76	12/14 @ Wyoming	L 70-86	12/12 Texas-Arlington	W 108-102	12/6 Concordia (Neb.)	W 103-59
12/20 Oklahoma City	W 83-76	12/16 Wooster	W 86-59	12/15 College of Great Falls	W 106-82	12/8 @ Northern Colorado	W 62-47
1/3 vs. Florida State *	L 72-89	12/18 @ Washington State	L 69-72	12/17 @ Iowa	L 65-107	12/10 South Dakota-Springfield	W 73-43
1/4 @ South Alabama	W 64-58	12/21 @ Brigham Young	L 74-97	12/20 Whittier	W 89-74	12/13 Cornell (Iowa)	W 97-70
1/11 Western State	W 90-75	12/27 vs. Miami (Ohio) *	L 50-57	12/29 @ Northeast Louisiana	L 61-85	12/15 Western Montana	W 78-62
1/18 Colorado State	L 45-47	12/28 vs. Portland *	W 79-62	12/30 vs. Morehead State *	L 75-80	12/17 @ Wichita State	L 60-93
1/22 @ No. 1 UCLA	L 61-108	1/4 @ Colorado State	L 46-81	1/4 Wyoming	L 66-67	1/2 Black Hills State	W 87-57
1/25 Regis	W 82-65	1/7 Athletes in Action	L 54-59	1/12 @ Tulane	L 93-117	1/6 South Dakota Tech	W 86-76
1/29 @ Oklahoma City	L 85-108	1/14 Wyoming	W 81-70	1/14 @ Samford	L 72-74	1/10 Nebraska Wesleyan	W 81-56
1/31 Southern Colorado	W 98-87	1/17 @ Northern Colorado	W 94-85	1/16 James Madison	W 84-74	1/12 Southern Colorado	W 90-73
2/2 Air Force	W 54-52	1/25 Utah State	W 94-85	1/18 @ Northern Colorado	L 73-82	1/16 Fort Lewis	W 89-66
2/5 @ Tulane	L 69-77	1/28 @ Southern Colorado	L 91-94	1/21 Cleveland State	L 75-78 (ot)	1/20 @ Fort Hays State	L 62-72
2/7 @ Houston	L 69-98	2/1 @ Air Force		1/24 Air Force	L 57-63	1/24 Regis	W 69-51
2/12 @ Utah State	L 74-97	2/1 @ Air Force		1/26 Central Oklahoma	W 72-66	1/26 @ U.S. International	L 48-56
2/14 @ Portland	L 50-57	2/3 Oklahoma City		1/30 Western Illinois	L 78-84	1/30 Chadron State	W 67-46
2/17 Portland	W 79-62	2/8 @ Utah State		2/3 @ Utah State	L 66-86	1/31 @ Colorado College	W 38-37
2/21 @ New Mexico State	L 46-81	2/10 Regis		2/10 @ Texas-Pan American	L 86-93	2/2 @ Adams State	W 74-71 (ot)
2/26 @ Air Force	L 54-59	2/15 Texas-Pan American		2/11 @ Oklahoma City	L 68-90	2/3 @ Fort Lewis	L 53-66
2/29 Loyola (Chicago)	W 81-70	2/17 @ Regis		2/14 Northern Colorado	W 78-71	2/7 Rockmont	W 97-56
3/2 Utah State	W 94-85	2/20 Phillips		2/18 Utah State	L 72-82	2/14 @ Chadron State	W 51-49
3/4 Houston	L 91-94	2/26 Southern Colorado		2/25 @ Air Force	L 67-73	2/16 @ Southern Colorado	L 57-70
* at Mobile, Ala.		3/3 Air Force		* at Monroe, La.		2/18 @ College of Santa Fe	L 63-70
		* at Evansville, Ind.				2/21 @ Rockmont	W 94-56
						2/28 Regis *	W 92-70
						3/3 Colorado School of Mines *!	L 41-43
						* NAIA District 7 Playoffs	
						! at Silver City, N.M.	



# YEAR-BY-YEAR RESULTS

## 1993-94 (17-13)

Coach: Dick Peth

11/26 Adams State	W 99-96
11/27 Wayne State (Neb.)	W 82-65
12/1 @ Wyoming	L 55-98
12/3 vs. St. Martin's *	W 79-68
12/4 @ Colorado School of Mines	W 79-64
12/7 @ Chadron State	L 85-97
12/10 Lincoln	W 85-76
12/11 @ Northern Colorado	L 95-110
12/20 Chadron State	W 99-74
1/3 Stonehill	L 68-74
1/4 Valley City State	L 67-74
1/7 vs. Angelo State !	L 72-77
1/8 @ Nebraska-Kearney	L 78-103
1/13 CU-Colorado Springs	W 71-70
1/15 @ Southern Colorado	L 84-93
1/22 Fort Lewis	W 100-89
1/27 @ Colorado Christian	L 80-81
1/29 Metro State	W 78-75 (ot)
2/1 Nebraska-Kearney	L 90-98
2/5 @ Regis	L 69-75
2/10 @ CU-Colorado Springs	W 59-55
2/12 Southern Colorado	W 86-70
2/15 Regis	W 64-59
2/19 @ Fort Lewis	L 79-84
2/24 Colorado Christian	W 76-73
2/26 Metro State	W 83-78
3/2 Metro State #	W 81-67
3/4 Colorado Christian #	W 76-66
3/5 Southern Colorado #	W 86-69
3/8 @ North Dakota State \$	L 72-87

\* at Golden, Colo.  
! at Kearney, Neb.

# Colorado Athletic Conference Tournament  
\$ NCAA Division II Tournament

3/2 vs. Regis !	W 84-67
3/8 vs. North Dakota #	L 70-71
* Rydel Classic (Grand Forks, N.D.)	
! Colorado Athletic Conference Tournament	
# NCAA Division II Tournament (Hays, Kan.)	

## 1996-97 (14-12)

Coach: Dick Peth

11/17 Holy Names	W 89-79
11/29 William Penn	W 78-52
11/30 Adams State	W 79-71
12/3 @ New Mexico Highlands	W 83-70
12/6 vs. Friends *	W 72-70
12/6 @ Bethel (Minn.)*	W 80-78
12/9 Chadron State	W 85-75
12/18 vs. Cal-Riverside !	L 70-87
12/19 vs. Southern Indiana !	L 82-102
12/28 @ Colorado State	L 57-79
12/30 @ Wyoming	L 74-83
1/4 Mount Senario	L 80-85 (ot)
1/9 Western State	L 81-96
1/11 Mesa State	W 88-81
1/16 Colorado Christian	W 83-68
1/18 Regis	L 62-67
1/24 @ Fort Hays State	L 53-91
1/25 @ Nebraska-Kearney	L 86-103
1/30 Colorado College	W 82-71
2/4 Southern Colorado	W 78-76
2/6 Wayne State (Neb.)	L 86-89 (ot)
2/11 CU-Colorado Springs	W 82-67
2/14 @ Adams State	L 86-99
2/15 @ Fort Lewis	W 86-82
2/21 @ Colorado School of Mines	L 79-84
2/22 @ Metro State	W 90-74

\* Bethel Classic (Arden Hills, Minn.)  
! at Las Vegas, Nev.

## 1994-95 (18-10)

Coach: Dick Peth

11/25 Black Hills State	W 90-58
11/26 Nebraska-Kearney	W 83-82
11/29 @ Wyoming	L 68-92
12/3 @ Adams State	W 96-85
12/5 @ Western State	L 76-90
12/10 Northern Colorado	W 104-102 (ot)
12/16 Western State	W 105-76
12/20 vs. Central Missouri *	L 85-86
12/21 vs. Central Oklahoma *	L 101-117
12/30 Colorado School of Mines	W 86-62
1/2 Rockford	W 113-78
1/4 Southwestern	W 78-69
1/6 vs. Eastern New Mexico !	W 70-62
1/7 @ Nebraska-Kearney	L 99-131
1/14 Southern Colorado	L 87-88
1/19 Regis	W 76-67
1/21 @ CU-Colorado Springs	L 70-95
1/26 @ Metro State	W 80-69
1/28 Colorado Christian	W 72-57
2/4 @ Regis	L 64-65
2/7 Adams State	W 82-67
2/11 Southern Colorado	W 84-66
2/16 CU-Colorado Springs	W 80-71
2/18 @ Colorado Christian	W 71-70
2/23 Metro State	L 55-79
2/25 Mount Senario	W 96-71
2/28 CU-Colorado Springs #	W 85-68
3/3 @ Southern Colorado #	L 75-89

\* at Las Vegas, Nev.  
! at Kearney, Neb.

# Colorado Athletic Conference Tournament

## 1997-98 (7-20)

Coach: Marty Fletcher

11/16 @ Wyoming	L 50-73
11/23 @ Portland	L 49-78
11/28 Evergreen State	W 78-65
11/30 Southern Illinois-Edwardsville	W 81-73
12/3 Loyola (Chicago)	W 76-67
12/5 @ Chadron State	L 67-82
12/8 New Mexico Highlands	W 90-78
12/10 @ Missouri-Kansas City	L 54-66
12/13 @ Wayne State (Neb.)	L 63-81
12/22 @ Colorado	L 54-72
12/28 @ Air Force	L 66-95
12/30 Portland	L 50-72
1/5 Adams State	L 77-79
1/9 @ Western State	W 84-83
1/10 @ Mesa State	L 62-71
1/16 @ Colorado Christian	W 71-68
1/17 @ Regis	L 79-81 (2 ot)
1/24 Fort Hays State	L 63-71
1/26 Nebraska-Kearney	L 67-69
1/30 Colorado School of Mines	W 45-43
1/31 Metro State	L 80-98
2/3 @ Southern Colorado	L 64-93
2/10 @ CU-Colorado Springs	L 73-80
2/13 @ Colorado College	L 79-94
2/15 Fort Lewis	L 82-83 (ot)
2/18 @ Loyola (Chicago)	L 49-61
2/21 Air Force	L 63-74

## NCAA DIVISION I (1998-PRESENT)

### 1998-99 (10-17)

Coach: Marty Fletcher

11/14 @ Colorado	L 66-69
11/17 @ Wyoming	W 86-82
11/21 Oral Roberts	W 73-66
11/28 Arkansas State	L 78-86
12/1 @ Brigham Young	L 71-89
12/5 @ Wright State	L 57-79
12/7 @ Loyola (Md.)	L 66-82
12/12 Wright State	W 98-76
12/15 @ New Orleans	L 63-84
12/17 @ Arkansas State	L 55-84
12/20 @ Colorado State	L 78-94
12/28 Dartmouth	W 57-55
1/2 Manhattan	W 78-66
1/4 New Orleans	L 70-79
1/6 @ Air Force	W 103-85
1/11 @ Southern Utah	L 83-90
1/19 @ Oral Roberts	L 62-84
1/23 @ Dartmouth	L 50-75
1/25 @ Yale	W 53-52
1/30 @ Texas-Pan American	L 67-86
2/2 Loyola (Md.)	L 92-96 (ot)
2/8 @ Arkansas-Little Rock	L 57-71
2/10 Missouri-Kansas City	W 96-77
2/13 Southern Utah	L 65-69
2/16 Air Force	L 88-111
2/18 Texas-Pan American	W 98-88
2/20 Arkansas-Little Rock	W 68-64

## 1995-96 (22-7)

Coach: Dick Peth

11/17 Langston	W 94-68
11/24 Humboldt State	W 104-82
11/25 Western State	W 94-83
11/27 @ Wyoming	L 83-97
12/1 Arizona College of the Bible	W 106-44
12/3 Doane	W 77-54
12/11 Cal State-Bakersfield	W 76-73
12/14 @ Fort Lewis	L 77-78
12/16 @ Adams State	W 104-91
12/21 vs. California (Pa.) *	W 88-86
12/22 @ North Dakota	W 93-87
12/30 Fort Lewis	W 95-78
1/4 @ Weber State	L 59-95
1/11 @ Colorado College	W 86-73
1/18 @ Colorado Christian	W 80-53
1/20 @ Southern Colorado	L 93-96 (ot)
1/25 CU-Colorado Springs	W 67-65 (ot)
1/27 Metro State	W 85-77
1/31 @ Colorado School of Mines	W 79-69
2/3 @ Regis	W 83-74
2/8 Colorado Christian	W 69-64
2/10 Southern Colorado	W 90-75
2/15 CU-Colorado Springs	W 85-68
2/17 @ Metro State	L 88-91 (ot)
2/20 Adams State	W 96-93
2/24 Regis	L 62-77
3/1 vs. Southern Colorado !	W 77-66

## 1999-00 (6-22, 3-13 SBC)

Coach: M. Fletcher

11/26 Yale	W 72-69
11/30 Louisiana-Lafayette*	L 68-81
12/2 Brigham Young	L 58-81
12/6 @ Navy	L 57-72
12/8 @ Brown	L 74-82
12/11 @ Oregon State	L 63-70
12/14 @ Oregon	L 53-101
12/18 Colorado State	L 51-85
12/22 Wyoming	L 60-78
12/29 Louisiana Tech*	W 83-76
1/4 Colorado	L 49-73
1/6 @ Louisiana-Lafayette*	L 60-76
1/8 @ Louisiana Tech*	L 61-85
1/10 @ Air Force	W 84-72
1/13 @ New Orleans*	L 55-69
1/15 @ South Alabama*	L 64-81
1/17 Arkansas State*	L 82-83
1/22 Florida International*	L 57-69
1/24 @ Western Kentucky*	L 71-85
1/31 Arkansas-Little Rock*	W 88-73
2/5 @ Florida International*	L 75-80
2/7 @ Arkansas State*	L 80-99
2/10 Air Force	W 73-60
2/17 New Orleans*	L 44-66
2/19 South Alabama*	L 82-85
2/21 @ Arkansas-Little Rock*	L 66-91
2/28 Western Kentucky*	W 55-52
3/4 vs. New Orleans!	L 65-67

\* Sun Belt Conference Game  
! Sun Belt Tournament (Little Rock, Ark.)

## 2000-01 (10-18, 5-11 SBC)

Coach: M. Fletcher

11/21 Oregon	L 90-99
11/24 @ Air Force	W 65-56
11/27 @ Wyoming	L 55-70
11/30 Navy	L 78-92
12/3 Brown	W 83-65
12/7 @ Ohio State	L 46-83
12/13 Oregon State	W 54-53
12/18 @ Colorado State	L 53-80
12/22 Air Force	L 49-51
12/28 Colorado Christian	W 86-49
12/31 Western Kentucky*	L 61-80
1/4 Louisiana Tech*	L 68-70
1/6 @ New Orleans*	L 44-66
1/11 Arkansas-Little Rock*	W 69-65
1/13 @ North Texas*	W 74-64
1/18 @ Middle Tennessee*	W 59-57
1/20 New Orleans*	L 42-44
1/25 Louisiana-Lafayette*	L 80-81
1/27 New Mexico State*	L 67-69
2/1 @ South Alabama*	L 61-65
2/4 Colorado College	W 90-61
2/8 @ Arkansas State*	W 90-75
2/10 North Texas*	W 100-81
2/15 @ Louisiana-Lafayette*	L 69-100
2/17 @ Florida International*	L 54-76
2/22 South Alabama*	L 80-86 (2ot)
2/24 @ New Mexico State*	L 69-81
3/2 vs. Florida International!	L 52-59

\* SBC Game / ! SBC Tournament (Mobile, Ala.)

## 2001-02 (8-20, 3-12 SBC)

Coach: Terry Carroll

11/16 Montana Tech	W 83-65
11/18 @ Air Force	L 44-52
11/26 Wyoming	L 68-71
11/30 @ Manhattan College	L 57-81
12/6 @ Morris Brown	W 92-76
12/9 @ Saint Louis	L 49-63
12/12 Air Force	W 63-53
12/15 Colorado State	L 61-74
12/21 @ Texas A&M-Corpus Christi	W 79-81
12/27 New Mexico State*	L 82-86
12/30 @ Drake	L 68-72
1/3 @ Arkansas State*	L 58-78
1/5 @ Arkansas-Little Rock*	L 63-79
1/7 Morris Brown	W 78-50
1/13 Florida International*	W 72-69
1/17 North Texas*	L 70-78
1/19 Western Kentucky*	L 59-86
1/24 @ New Mexico State*	L 62-68
1/26 @ Louisiana-Lafayette*	L 58-70
2/2 @ North Texas*	L 57-83
2/5 Texas A&M-Corpus Christi	W 78-68
2/7 South Alabama*	W 76-58
2/10 New Orleans*	L 73-74
2/14 @ South Alabama*	W 64-60
2/16 @ Middle Tennessee*	L 47-62
2/18 Louisiana-Lafayette*	L 60-74
2/23 @ New Orleans*	L 46-69
3/1 vs. Arkansas State!	L 53-58

\* Sun Belt Conference Game  
! Sun Belt Tournament (New Orleans, La.)

## 2002-03 (17-15, 7-8 SBC)

Coach: Terry Carroll

11/23 @ Wyoming	L 65-85
11/26 @ Montana	L 47-75
12/30 Eastern Washington	W 69-48
12/3 Missouri-Kansas City	W 83-66
12/6 vs. Binghamton#	L 69-74
12/7 vs. Western Illinois#	W 75-48
12/11 @ Colorado State	L 80-96
12/14 Chicago State	W 76-49
12/20 vs. James Madison\$	W 79-72
12/21 vs. Auburn\$	L 58-63
12/22 vs. Duquesne\$	W 49-48
12/29 Drake	W 87-62
1/2 Montana	W 62-54
1/4 @ Nebraska	L 75-79 (ot)
1/9 @ Florida International*	W 71-60
1/11 @ North Texas*	W 59-55
1/16 Arkansas State*	W 82-68
1/19 Arkansas-Little Rock*	W 72-55
1/23 @ South Alabama*	L 50-59
1/25 @ New Orleans*	L 65-75
1/30 New Mexico State*	L 77-80
2/1 Louisiana-Lafayette*	L 80-95
2/5 @ Western Kentucky*	L 77-81
2/8 Middle Tennessee*	L 68-80
2/11 @ Louisiana-Lafayette*	L 69-72 (ot)
2/13 North Texas*	W 90-84
2/20 South Alabama*	W 77-50
2/23 New Orleans*	W 68-63
2/27 @ New Mexico State*	L 76-87 (ot)
3/7 vs. Arkansas State!	W 82-76
3/8 vs. Louisiana-Lafayette!	W 72-68
3/10 vs. Middle Tennessee!	L 59-83

# Cyclone Challenge (Ames, Iowa)  
\$ San Juan Shootout (Caguas, Puerto Rico)  
\* Sun Belt Conference Game  
! Sun Belt Tournament (Bowling Green, Ky.)

## 2003-04 (14-13, 6-9 SBC)

Coach: Terry Carroll

11/24 @ No. 10 Gonzaga	L 58-90
11/26 @ Eastern Washington	L 73-77
11/29 @ Chicago State	W 67-60
12/3 Montana State	W 55-53
12/6 Southern Utah	W 66-53
12/10 @ UMKC	L 68-72
12/13 Colorado State	W 84-67
12/16 Loyola Marymount	L 82-84 (2ot)
12/20 @ Montana State	W 81-79
12/30 Northern Colorado	W 68-52
1/2 @ Southern Utah	W 88-82
1/6 Wyoming	W 63-62
1/10 Louisiana-Lafayette*	L 81-83
1/15 @ North Texas*	L 67-72
1/17 Florida International*	W 78-44
1/22 @ Arkansas State*	W 66-65
1/24 @ Arkansas-Little Rock*	L 53-68
1/29 South Alabama*	W 78-59
1/31 New Orleans*	W 76-73
2/5 @ New Mexico State*	W 68-54
2/7 @ Louisiana-Lafayette*	L 74-94
2/12 Western Kentucky*	L 65-78
2/14 @ Middle Tennessee State*	L 65-48
2/19 North Texas*	W 66-62
2/23 New Mexico State*	L 77-84
2/26 @ South Alabama*	L 54-73
2/28 @ New Orleans*	L 73-74 (2ot)

\* Sun Belt Conference Game



# YEAR-BY-YEAR RESULTS

<b>2013-14 (16-15, 8-6 Summit)</b>	<b>Coach: Joe Scott</b>	<b>2015-16 (16-15, 7-9 Summit)</b>	<b>Coach: Joe Scott</b>	<b>2017-18 (15-15, 8-6 Summit)</b>	<b>Coach: Rodney Billups</b>	<b>2019-20 (7-24, 3-13 Summit)</b>	<b>Coach: Rodney Billups</b>
11/12 @ California	L, 50-77	11/13 vs. Milwaukee#	L, 58-71	11/12 UC Irvine	L, 83-69	11/5 @Colorado State	L, 74-63
11/17 Stanford	L, 57-66	11/14 @ Santa Clara#	W, 55-33	11/14 @Colorado	L, 89-62	11/9 Utah Valley	W, 74-62
11/28 vs. Harvard#	L, 60-68	11/15 vs. Lipscomb#	W, 82-69	11/16 Johnson & Wales	W, 91-59	11/12 @No. 19 Utah State	L, 97-56
11/29 vs. Pepperdine#	L, 56-68	11/18 Utah Valley	W, 75-62	11/24 @Florida Gulf Coast#	L, 79-71	11/16 Western Colorado	W, 72-55
11/30 @ Alaska-Anchorage#	W, 78-71	11/25 Idaho State	W, 79-69	11/25 St. Francis Brooklyn#	W, 60-50	11/23 @UC Riverside	L, 73-49
12/3 Southern	W, 75-74 OT	11/28 South Alabama	W, 69-56	11/26 Navy#	L, 79-71	11/27 @Santa Clara#	L, 81-64
12/7 @ Mercer	L, 63-64 OT	12/2 Wyoming	L, 52-68	11/29 Wyoming	W, 88-78	11/29 Cal State Fullerton#	W, 65-62
12/11 @ Colorado State	W, 80-70	12/5 Air Force	L, 59-61	12/2 Air Force	L, 61-59	11/30 SE Missouri State#	L, 66-51
12/15 Wyoming	W, 64-61	12/9 @ San Diego	W, 59-47	12/5 San Jose State	W, 58-56	12/3 Jackson State	W, 67-58
12/17 Belmont	W, 90-62	12/13 Weber State	W, 69-68	12/9 USC Upstate	W, 84-69	12/8 @UCLA	L, 81-62
12/21 UC Irvine	L, 50-63	12/16 @ Northern Colorado	W, 81-77	12/13 @Northern Colorado	L, 83-63	12/10 New Mexico State	L, 72-67
12/28 vs. Alcorn State!	W, 67-49	12/20 Eastern Washington	L, 58-74	12/15 @Stanford	L, 75-62	12/14 Air Force	L, 79-75
12/29 @ UTEP!	L, 54-60 2OT	12/22 @ UC Riverside	L, 54-63	12/18 @Montana State	L, 79-65	12/17 @Northern Colorado	L, 86-64
12/31 St. Francis	W, 83-61	1/1 @ South Dakota State*	L, 59-68	12/28 Colorado Mesa	W, 106-60	12/21 Wyoming	L, 72-66 (OT)
1/4 @ St. Joseph's	L, 52-53	1/3 @ North Dakota State*	L, 49-75	12/30 @South Dakota*	L, 82-71	12/29 North Dakota State*	L, 66-55
1/11 @ South Dakota*	L, 54-59	1/6 Oral Roberts*	W, 78-75	1/6 Fort Wayne*	L, 82-63	1/2 North Dakota*	L, 82-71
1/16 Fort Wayne*	L, 64-67	1/9 Fort Wayne*	L, 64-65	1/11 @North Dakota State*	W, 67-61	1/5 @South Dakota*	L, 80-78
1/18 IUPUI*	W, 66-45	1/14 @ Western Illinois*	W, 76-69	1/13 @South Dakota State*	L, 94-72	1/8 South Dakota State*	L, 80-68
1/23 @ Omaha*	W, 74-60	1/16 @ IUPUI*	L, 61-76	1/18 @Omaha*	L, 86-80 2OT	1/11 @Western Illinois*	L, 86-80
1/25 @ Western Illinois*	W, 67-55	1/21 Omaha*	L, 55-69	1/20 @Oral Roberts*	W, 73-64	1/18 Omaha*	W, 91-76
1/30 South Dakota State*	L, 73-74	1/28 South Dakota*	W, 66-52	1/25 Western Illinois*	W, 70-58	1/23 @North Dakota*	L, 78-71
2/1 North Dakota State*	W, 67-63	1/30 South Dakota State*	L, 56-67	1/27 South Dakota*	W, 84-68	1/25 @North Dakota State*	L, 82-70
2/8 South Dakota*	W, 75-67	2/4 IUPUI*	W, 53-51	2/3 @Fort Wayne*	L, 91-63	1/30 South Dakota*	L, 93-87
2/13 @ IUPUI*	L, 49-59	2/6 @ Omaha*	W, 75-72	2/8 South Dakota State*	L, 81-77	2/1 @Oral Roberts*	L, 86-77
2/15 @ Fort Wayne*	W, 73-62	2/11 Western Illinois*	L, 60-63	2/10 North Dakota State*	W, 66-63	2/8 Purdue Fort Wayne*	L, 70-63
2/20 Western Illinois*	W, 75-67	2/13 @ Fort Wayne*	L, 84-88	2/14 Omaha*	W, 94-78	2/14 @South Dakota State*	L, 90-78
2/22 Omaha*	W, 72-60	2/19 @ Oral Roberts*	L, 58-62	2/18 Oral Roberts*	W, 66-65	2/16 @Omaha*	L, 85-62
2/27 @ South Dakota State*	L, 69-78	2/21 @ South Dakota*	W, 76-71	2/24 @Western Illinois*	W, 89-52	2/20 Oral Roberts*	W, 100-96 (OT)
3/1 @ North Dakota State*	L, 68-78	2/27 North Dakota State*	W, 70-59	3/4 Oral Roberts^	W, 90-88 OT	2/26 @Purdue Fort Wayne*	L, 58-51
3/9 vs. South Dakota^	W, 71-55	3/6 vs. Omaha^	W, 78-70	3/5 South Dakota^	L, 76-58	2/29 Western Illinois*	W, 69-63
3/10 vs. North Dakota State^	L, 48-83	3/7 vs. South Dakota State^	L, 53-54			3/7 vs. North Dakota State^	L, 71-69

# Great Alaska Shootout  
! Weststar Bank Don Haskins Sun Bowl Invitational  
\* Summit League Game  
^ Summit League Tournament (Sioux Falls, S.D.)

# Cable Car Classic  
\* Summit League Game  
^ Summit League Tournament (Sioux Falls, S.D.)

# Homewood Suites FGCU Shootout  
\* Summit League Game  
^ Summit League Tournament (Sioux Falls, S.D.)

# Cable Car Classic  
\* Summit League Game  
^ Summit League Tournament

<b>2014-15 (12-18, 6-10 Summit)</b>	<b>Coach: Joe Scott</b>	<b>2016-17 (16-14, 8-8 Summit)</b>	<b>Coach: Rodney Billups</b>
11/16 Idaho State	W, 54-38	11/12 Jacksonville	L, 84-92
11/20 @ St. Mary's (CA)	L, 62-78	11/17 @ San Jose State	W, 74-69
11/23 Coppin State	W, 80-54	11/23 Utah Valley	L, 85-88
11/26 @ Belmont	L, 57-78	11/26 @ Eastern Washington	L, 80-85 OT
11/30 New Orleans	W, 79-60	11/27 vs. Sacramento State	W, 72-61
12/2 @ Wyoming	L, 42-68	11/30 @ Wyoming	L, 70-82
12/6 @ Texas A&M-Corpus Christi	W, 64-48	12/3 @ Weber State	W, 57-55
12/10 Northern Iowa	L, 55-65	12/7 @ Texas A&M	L, 80-58
12/13 @ Stanford	L, 43-49	12/10 @ Air Force	W, 77-65
12/17 Texas A&M-Corpus Christi	W, 83-73	12/13 @ South Alabama	W, 64-51
12/19 Colorado State	L, 84-85	12/17 Northern Colorado	W, 73-70
12/21 Bryant	L, 46-48	12/19 Arkansas-Pine Bluff	W, 74-52
12/29 St. Joseph's	W, 77-73 OT	12/22 UC Riverside	W, 73-55
1/2 South Dakota State*	W, 76-69	12/28 Oral Roberts*	W, 77-73
1/4 South Dakota*	L, 63-74	1/4 South Dakota*	L, 69-75
1/8 @ Fort Wayne*	L, 53-69	1/7 @ Fort Wayne*	L, 83-87
1/10 @ IUPUI*	L, 49-42	1/11 Western Illinois*	W, 84-70
1/14 Western Illinois*	W, 68-54	1/14 North Dakota State*	W, 79-55
1/21 Oral Roberts*	W, 73-66	1/18 @ Omaha*	L, 88-97
1/24 @ Omaha*	L, 69-80	1/21 @ IUPUI*	W, 78-74
1/29 @ North Dakota State*	L, 54-61 OT	1/25 South Dakota State*	W, 91-82
1/31 @ South Dakota State*	L, 39-69	1/28 @ South Dakota*	L, 83-88
2/7 Omaha*	W, 88-74	1/31 @ Oral Roberts*	W, 93-69
2/12 North Dakota State*	L, 69-73 OT	2/4 Fort Wayne*	W, 76-73 OT
2/14 IUPUI*	L, 53-54	2/11 @ North Dakota State*	L, 63-81
2/19 Fort Wayne*	L, 47-63	2/14 @ Western Illinois*	W, 78-72
2/21 @ Western Illinois*	W, 59-46	2/19 IUPUI*	L, 72-83
2/25 @ South Dakota*	W, 66-48	2/22 Omaha*	L, 83-84
2/28 @ Oral Roberts*	L, 57-60	2/25 @ South Dakota State*	L, 64-88
3/7 vs. North Dakota State^	L, 50-61	3/5 vs South Dakota State^	L, 73-83

\* Summit League Game  
^ Summit League Tournament (Sioux Falls, S.D.)

\* Summit League Game  
^ Summit League Tournament (Sioux Falls, S.D.)

<b>2018-19 (8-22, 3-13 Summit)</b>	<b>Coach: Rodney Billups</b>
11/6 Maine	W, 63-50
11/12 @ No. 11 Kansas State	L, 64-56
11/15 Abilene Christian	L, 67-61
11/23 @Seattle#	L, 82-63
11/24 Longwood#	W, 64-62
11/25 Fairfield#	L, 86-85
11/28 Northern Colorado	L, 88-72
12/1 @Utah Valley^	L, 98-75
12/5 @Air Force	L, 73-65
12/9 Western Colorado	W, 93-69
12/11 @Wyoming	W, 90-87 OT
12/15 @UC Irvine	L, 86-52
12/18 Montana State	W, 76-64
12/21 @ No. 9 Gonzaga	L, 101-40
12/28 @Omaha*	L, 91-84
12/30 @Western Illinois*	L, 78-60
1/2 South Dakota*	L, 71-70
1/5 North Dakota*	L, 80-59
1/10 @South Dakota State*	L, 78-66
1/16 North Dakota State*	W, 80-65
1/20 Oral Roberts*	W, 74-58
1/26 @Purdue Fort Wayne*	L, 91-81
2/3 South Dakota State*	L, 92-82
2/7 @Oral Roberts*	L, 78-65
2/9 @North Dakota State*	L, 81-71
2/14 Purdue Fort Wayne*	L, 94-81
2/20 @South Dakota*	L, 72-45
2/23 @North Dakota*	L, 81-63
2/28 Western Illinois*	W, 74-46
3/2 Omaha*	L, 86-76

# Elgin Baylor Classic  
\* Summit League Game  
^ Summit League/WAC Challenge Game

<b>2020-21 (2-19, 1-13 Summit)</b>	<b>Coach: Rodney Billups</b>
11/28 Regis	W, 82-66
12/6 UC Riverside	L, 74-62
12/9 @Wyoming	L, 83-61
12/12 Dixie State	L, 73-70
12/16 Northern Colorado	L, 83-75
12/19 Texas State	L, 70-68
12/22 Northern Arizona	L, 68-65
1/2 @South Dakota*	L, 93-54
1/3 @South Dakota*	L, 79-57
1/15 Oral Roberts*	L, 88-84
1/16 Oral Roberts*	L, 91-82
1/22 @North Dakota State*	L, 70-58
1/23 @North Dakota State*	L, 84-58
1/25 North Dakota*	L, 85-82 (OT)
2/6 North Dakota*	W, 85-81
2/12 @Western Illinois*	L, 75-69
2/13 @Western Illinois*	L, 82-75
2/19 @Kansas City*	L, 68-57
2/20 @Kansas City*	L, 80-69
2/26 Omaha*	L, 80-76
2/27 Omaha*	L, 80-76

\* Summit League Game

<b>2021-22 (11-21, 7-11 Summit)</b>	<b>Coach: Jeff Wulbrun</b>
11/9 Regis	W, 68-65
11/12 Ottawa (Ariz.)	L, 72-71
11/15 IUPUI	W, 63-47
11/16 @UTSA	L, 78-64
11/17 Texas A&M CC	L, 69-67
11/21 Houston Baptist	W, 74-61
11/24 @Air Force	L, 66-65
11/27 @Utah Valley	L, 77-68 (OT)
12/2 @Wyoming	L, 77-64
12/5 @Texas State	L, 71-58
12/9 @New Mexico	L, 87-67
12/11 @Dixie State	L, 82-62
12/15 UC San Diego	W, 64-56
12/20 Western Illinois*	L, 84-80 (OT)
12/22 St. Thomas*	W, 75-74
12/30 @ Oral Roberts*	L, 83-66
1/8 North Dakota*	W, 93-74
1/10 North Dakota State*	L, 87-69
1/13 @South Dakota*	L, 80-71
1/15 @South Dakota State*	L, 80-62
1/17 @Kansas City*	W, 63-55
1/22 Omaha*	W, 94-63
1/27 Kansas City*	L, 72-61
1/29 Oral Roberts*	L, 89-80
2/3 @North Dakota*	W, 81-79 (OT)
2/5 @North Dakota State*	L, 73-65
2/10 South Dakota State*	L, 84-61
2/12 South Dakota*	L, 84-76
2/17 @Omaha*	L, 72-69
2/24 @St. Thomas*	W, 91-80
2/26 @Western Illinois*	W, 83-77
3/5 North Dakota State^	L, 82-62

\* Summit League Game  
^ Summit League Tournament

# YEAR-BY-YEAR RESULTS

## 2022-23 (15-17, 6-12 Summit) Coach: Jeff Wulbrun

11/7	Idaho	W, 68-63
11/10	Colorado College	W, 90-68
11/14	Sacramento State	L, 73-69
11/18	@Idaho State	W, 70-69
11/23	IUPUI#	W, 86-64
11/24	The Citadel#	W, 74-71
11/25	@New Orleans#	W, 70-69
12/1	@Houston Christian	W, 93-83
12/4	Texas A&M Commerce	W, 84-75
12/7	@Sacramento State	L, 87-85 (OT)
12/10	@No. 19 UCLA	L, 87-64
12/14	Colorado Christian	W, 85-74
12/19	@Omaha*	L, 83-66
12/21	@Oregon State	L, 57-52
12/29	Kansas City*	W, 85-83 (3OT)
12/31	Oral Roberts*	L, 80-62
1/5	@St. Thomas*	L, 81-71
1/7	@Western Illinois*	L, 91-74
1/12	North Dakota State*	L, 90-70
1/14	North Dakota*	W, 78-71
1/19	@South Dakota*	W, 75-60
1/21	@South Dakota State*	L, 76-61
1/26	@Oral Roberts*	L, 102-61
1/28	@Kansas City*	L, 70-60
2/2	Western Illinois*	W, 74-44
2/4	St. Thomas*	L, 68-57
2/9	@North Dakota*	L, 86-63
2/11	@North Dakota State*	L, 78-70
2/16	South Dakota State*	L, 80-75
2/18	South Dakota*	W, 86-68
2/25	Omaha*	W, 72-61
3/3	vs. North Dakota^	L, 83-68

# Big Easy MTE

\* Summit League Game

^ Summit League Tournament

## 2023-24 (17-17, 6-10 Summit) Coach: Jeff Wulbrun

11/6	at UC San Diego	L, 87-95
11/9	Cal Poly	W, 97-76
11/15	vs. Nicholls#	W, 91-85
11/16	vs. SIUE	L, 74-77
11/17	at South Alabama	L, 75-82
11/22	Colorado Christian	W, 100-68
11/26	at Texas A&M Commerce	W, 71-61
11/29	at Idaho	W, 67-65
12/2	Colorado College	W, 90-66
12/6	at No. 13 Colorado State	L, 80-90
12/13	at No. 17 BYU	L, 74-90
12/18	Adams State	W, 89-83
12/20	Northern New Mexico	W, 90-57
12/29	at Omaha*	W, 95-80
12/31	Oral Roberts*	L, 86-89 (OT)
1/3	Idaho State!	W, 95-82 (OT)
1/6	at Northern Colorado!	L, 82-86
1/13	South Dakota State*	W, 99-80
1/18	at North Dakota State*	W, 78-70
1/20	at North Dakota*	L, 78-92
1/25	South Dakota*	W, 111-110 (2OT)
1/27	Omaha*	L, 72-91
2/1	at Kansas City*	L, 71-85
2/3	at Oral Roberts*	L, 76-82
2/8	at South Dakota*	L, 86-92 (OT)
2/10	St. Thomas*	W, 94-77
2/15	North Dakota*	L, 78-92
2/17	North Dakota State*	W, 77-71
2/22	at South Dakota State*	L, 70-97
2/29	Kansas City*	L, 69-84
3/2	at St. Thomas*	L, 58-83
3/9	vs. Kansas City^	W, 61-60
3/11	vs. Omaha^	W, 66-63
3/12	vs. South Dakota State^	L, 68-76

# South Alabama MTE

! Big Sky/Summit Challenge

\* Summit League Game

^ Summit League Tournament

# ALL-TIME SERIES RECORD

OPPONENT	FIRST MEETING	LAST MEETING	W	L	PCT.	STREAK	OPPONENT	FIRST MEETING	LAST MEETING	W	L	PCT.	STREAK
Abilene Christian	2018-19	2018-19	0	1	.000	Lost 1	Cornell (Iowa)	1980-81	1983-84	2	0	1.000	Won 2
Acme Steel	1939-40	1939-40	0	1	.000	Lost 1	Cotner	1909	1909	1	0	1.000	Won 1
Adams State	1979-80	2023-24	16	4	.800	Won 1	Creighton	1938-39	1972-73	1	11	.083	Won 1
Agate	1929	1929	1	0	1.000	Won 1	Dakota Wesleyan	1986-87	1986-87	1	0	1.000	Won 1
Air Force	1958-59	2021-22	26	28	.481	Lost 4	Dana	1983-84	1985-86	1	1	.500	Lost 1
Akron	1959-60	1959-60	0	1	.000	Lost 1	Dartmouth	1938-39	1998-99	1	2	.333	Lost 1
Alaska Anchorage	2013-14	2013-14	1	0	1.000	Won 1	Davis & Elkins	1932-33	1932-33	1	1	.500	Won 1
Alaska Fairbanks	1991-92	1991-92	1	0	1.000	Won 1	Denver Athletics Club	1904	1904	1	0	1.000	Won 1
Alcorn State	2010-11	2013-14	2	0	1.000	Won 2	Denver News-Times	1906	1906	1	0	1.000	Won 1
Alpine Dairy	1941-42	1941-42	0	1	.000	Lost 1	Denver YMCA	1942-43	1943-44	1	1	.500	Won 1
Angelo State	1986-87	1993-94	1	1	.500	Lost 1	DePaul	1948-49	1961-62	0	2	.000	Lost 2
Arizona	1961-62	1985-86	1	3	.250	Lost 1	DePauw	1973-74	1973-74	1	0	1.000	Won 1
Arizona College of Bible	1995-96	1995-96	1	0	1.000	Won 1	Detroit	1972-73	1972-73	0	1	.000	Lost 1
Arizona State	1968-69	1985-86	1	4	.200	Lost 1	Dixie State	2020-21	2021-22	0	2	.000	Lost 2
Arkansas	1944-45	1944-45	0	1	.000	Lost 1	Doane	1944-45	1995-96	4	1	.800	Won 2
Arkansas-Little Rock	1998-99	2011-12	8	14	.364	Lost 3	Dordt	1986-87	1991-92	2	0	1.000	Won 2
Arkansas-Pine Bluff	2009-10	2016-17	3	0	1.000	Won 3	Drake	1935-36	2002-03	4	5	.444	Won 1
Arkansas State	1968-69	2011-12	14	11	.560	Won 2	Drexel	1978-79	1978-79	0	1	.000	Lost 1
Arvada High	1906	1906	1	0	1.000	Won 1	DU Preps	1906	1906	1	0	1.000	Won 1
Athletes in Action	1974-75	1974-75	1	0	1.000	Won 1	Duquesne	2002-03	2002-03	1	0	1.000	Won 1
Auburn	2002-03	2002-03	0	1	.000	Lost 1	Durpler's Furs	1945-46	1945-46	0	1	.000	Lost 1
Augustana (Ill.)	1983-84	1983-84	1	0	1.000	Won 1	East Central (Okla.)	2007-08	2007-08	1	0	1.000	Won 1
Aurora	1987-88	1987-88	1	0	1.000	Won 1	East High	1906	1912	2	0	1.000	Won 2
Baker	1984-85	1984-85	1	0	1.000	Won 1	Eastern Kentucky	1947-48	1947-48	1	0	1.000	Won 1
Baylor	1963-64	1963-64	1	0	1.000	Won 1	Eastern Michigan	1972-73	1972-73	0	1	.000	Lost 1
Bethel (Minn.)	1983-84	1996-97	2	0	1.000	Won 2	Eastern New Mexico	1983-84	1994-95	6	3	.667	Won 5
Binghamton	2002-03	2002-03	0	1	.000	Lost 1	Eastern Washington	2002-03	2016-17	3	3	.500	Lost 2
Black Hills State	1980-81	1994-95	4	2	.667	Won 1	Eaton High	1912	1912	0	1	.000	Lost 1
Boise Junior College	1939-40	1939-40	1	0	1.000	Won 1	Emporia State	1948-49	1948-49	1	0	1.000	Won 1
Boise State	1977-78	2011-12	2	1	.667	Won 1	Evansville	1954-55	1962-63	0	3	.000	Lost 3
Bradley	1941-42	1947-48	1	3	.250	Lost 2	Evergreen State	1997-98	1997-98	1	0	1.000	Won 1
Brigham Young (BYU)	1933-34	2023-24	18	53	.254	Lost 6	Fairfield	2018-19	2018-19	0	1	.000	Lost 1
Brown	1999-00	2000-01	1	1	.500	Won 1	Ferris State	1985-86	1985-86	0	1	.000	Lost 1
Buena Vista	1982-83	1982-83	1	0	1.000	Won 1	Fisher Bodies	1929	1929	1	0	1.000	Won 1
Bushy Business College	1907	1907	1	0	1.000	Won 1	Five Points Garage	1934-35	1934-35	1	0	1.000	Won 1
Butler	1956-57	1956-57	0	1	.000	Lost 1	Florida Atlantic	2006-07	2011-12	4	3	.571	Lost 1
Cal Poly	2023-24	2023-24	1	0	1.000	Won 1	Florida Gulf Coast	2017-18	2017-18	0	1	.000	Lost 1
Cal State Bakersfield	1995-96	1995-96	1	0	1.000	Won 1	Florida International	1999-00	2011-12	10	7	.588	Won 1
Cal State Dominguez Hills	1991-92	1991-92	1	0	1.000	Won 1	Florida State	1971-72	1971-72	0	1	.000	Lost 1
Cal State Fullerton	2004-05	2019-20	1	2	.333	Lost 2	Fon Du Lac Athletic Club	1909	1909	0	1	.000	Lost 1
Cal State Los Angeles	1961-62	1991-92	3	0	1.000	Won 3	Fort Collins YMCA	1912	1912	1	0	1.000	Won 1
Cal State Northridge	2008-09	2010-11	2	1	.667	Won 2	Fort Hays State	1979-80	1997-98	1	3	.250	Lost 3
California	1966-67	2013-14	0	5	.000	Lost 5	Fort Lewis	1980-81	1997-98	10	6	.625	Lost 1
California (Pa.)	1995-96	1995-96	1	0	1.000	Won 1	Fort Logan	1943-44	1943-44	0	1	.000	Lost 1
Camp Hale	1943-44	1943-44	0	1	.000	Lost 1	Fort Lupton	1911	1911	0	1	.000	Lost 1
Canole	1937-38	1937-38	1	0	1.000	Won 1	Fort Warren AFB	1942-43	1952-53	1	5	.167	Lost 3
Carroll	1987-88	1987-88	1	0	1.000	Won 1	Fratt's Bookstore	1929	1929	1	0	1.000	Won 1
Castle Rock High	1911-12	1911-12	1	0	1.000	Won 1	Fresno Pacific	1984-85	1984-85	1	0	1.000	Won 1
Central Missouri	1994-95	1994-95	0	1	.000	Lost 1	Fresno State	1973-74	1974-75	0	2	.000	Lost 2
Central State (Okla.)	1977-78	1994-95	1	1	.500	Lost 1	Friends	1941-42	1996-97	2	0	1.000	Won 2
Chadron State	1979-80	1997-98	19	5	.792	Lost 1	Gannon	1976-77	1976-77	0	1	.000	Lost 1
Chapman	1958-59	1958-59	0	1	.000	Lost 1	George Washington	1964-65	1964-65	0	1	.000	Lost 1
Cheyenne	1911	1911	0	1	.000	Lost 1	Georgetown	1947-48	1947-48	0	1	.000	Lost 1
Chicago State	2002-03	2003-04	2	0	1.000	Won 2	Georgetown (Colo.)	1906	1906	0	1	.000	Lost 1
Cincinnati	1963-64	1985-86	0	4	.000	Lost 4	Globe Refiners	1934-35	1934-35	0	1	.000	Lost 1
The Citadel	2011-12	2022-23	2	0	1.000	Won 2	Gonzaga	2003-04	2018-19	0	2	.000	Lost 2
Cleveland State	1977-78	1977-78	0	1	.000	Lost 1	Graceland	1979-80	1979-80	1	0	1.000	Won 1
Coe	1983-84	1989-90	2	0	1.000	Won 2	Grambling	2008-09	2008-09	1	0	1.000	Won 1
Colorado	1904	2017-18	25	58	.301	Lost 7	Grand Canyon	1988-89	1988-89	0	1	.000	Lost 1
Colorado Christian	1987-88	2023-24	19	6	.760	Won 11	College of Great Falls	1977-78	1981-82	2	1	.667	Won 1
Colorado College	1904	2023-24	41	41	.500	Won 3	Grinnell	1945-46	1945-46	1	0	1.000	Won 1
Colorado Mesa	1975-76	2017-18	5	2	.714	Won 1	Hamline	1947-48	1948-49	0	2	.000	Lost 2
Colorado School of Mines	1906	1997-98	63	34	.650	Won 1	Hardin-Simmons	1945-46	1976-77	2	0	1.000	Won 2
Colorado Springs YMCA	1906	1909	1	1	.500	Lost 1	Harvard	2013-14	2013-14	0	1	.000	Lost 1
Colorado State	1904	2023-24	67	96	.411	Lost 3	Hastings	1945-46	1988-89	1	1	.500	Lost 1
CU-Colorado Springs	1987-88	1997-98	21	3	.875	Lost 1	Hawaii	1959-60	1959-60	1	0	1.000	Won 1
Columbia	1949-50	1949-50	0	1	.000	Lost 1	Hawaii Loa	1984-85	1984-85	1	0	1.000	Won 1
Company C	1907	1907	1	0	1.000	Won 1	Hawaii Pacific	1984-85	1984-85	0	1	.000	Lost 1
Company F	1907	1911	0	2	.000	Lost 2	Highland Park	1907	1907	1	0	1.000	Won 1
Company G	1909	1909	0	1	.000	Lost 1	Holy Names	1996-97	1996-97	1	0	1.000	Won 1
Company M	1907	1907	0	2	.000	Lost 2	Houston	1971-72	1973-74	0	3	.000	Lost 3
Concordia (Neb.)	1979-80	1984-85	3	0	1.000	Won 3	Houston Christian	1978-79	2022-23	4	0	1.000	Won 4

# ALL-TIME SERIES RECORD

OPPONENT	FIRST MEETING	LAST MEETING	W	L	PCT.	STREAK	OPPONENT	FIRST MEETING	LAST MEETING	W	L	PCT.	STREAK
Howard Payne	1947-48	1991-92	2	0	1.000	Won 2	Minnesota	1988-89	1988-89	0	1	.000	Lost 1
Humboldt State	1995-96	1995-96	1	0	1.000	Won 1	Minnesota-Duluth	1972-73	1972-73	1	0	1.000	Won 1
Hunt Oilers	1934-35	1934-35	1	0	1.000	Won 1	Minnesota State Mankato	1947-48	1947-48	0	1	.000	Lost 1
Idaho	1966-67	2023-24	6	0	1.000	Won 6	Mississippi	1954-55	1954-55	1	0	1.000	Won 1
Idaho Springs YMCA	1906	1909	1	1	.500	Won 1	Mississippi State	1956-57	1956-57	0	1	.000	Lost 1
Idaho State	1956-57	2023-24	6	5	.545	Won 4	Missouri	1938-39	1939-40	0	2	.000	Lost 2
Ideal Cleaners	1930-31	1930-31	1	0	1.000	Won 1	Montana	1942-43	2009-10	17	14	.548	Won 1
Illinois	1978-79	1978-79	0	1	.000	Lost 1	Montana State	1923-24	2018-19	5	11	.312	Won 1
Illinois-Chicago	2005-06	2005-06	1	0	1.000	Won 1	Montana State-Billings	1976-77	1990-91	2	2	.500	Lost 2
Indiana State	1976-77	1976-77	0	1	.000	Lost 1	Montana Tech	1975-76	2001-02	3	1	.750	Won 2
Iona	2011-12	2012-13	0	2	.000	Lost 2	Morehead State	1977-78	1977-78	0	1	.000	Lost 1
Iowa	1936-37	1977-78	0	7	.000	Lost 7	Morgan State	2007-08	2007-08	1	0	1.000	Won 1
Iowa Pre-Flight	1943-44	1943-44	0	1	.000	Lost 1	Morningside	1909	1909	0	1	.000	Lost 1
Iowa State	1936-37	1984-85	2	3	.400	Lost 1	Morris Brown	2001-02	2001-02	2	0	1.000	Won 2
IUPUI	2013-14	2022-23	5	5	.500	Won 3	Mount Senario	1992-93	1996-97	2	1	.667	Lost 1
Jacksonville	2016-17	2016-17	0	1	.000	Lost 1	Muscatine	1908	1908	0	1	.000	Lost 1
Jackson State	2019-20	2019-20	1	0	1.000	Won 1	National Christian	1983-84	1983-84	1	0	1.000	Won 1
James Madison	1977-78	2002-03	2	0	1.000	Won 2	Naval Air	1942-43	1942-43	1	0	1.000	Won 1
Johnson and Wales	2017-18	2017-18	1	0	1.000	Won 1	Navy	1999-00	2017-18	0	3	.000	Lost 3
Judson	1986-87	1986-87	1	0	1.000	Won 1	Navy Amphibious	1952-53	1952-53	0	2	.000	Lost 2
Kansas	1941-42	1962-63	1	3	.250	Lost 1	Nebraska	1907	2002-03	2	6	.250	Lost 2
Kansas City	1988-89	2023-24	5	10	.333	Won 1	Nebraska-Kearney	1987-88	1997-98	4	8	.333	Lost 3
Kansas City Life	1934-35	1934-35	1	0	1.000	Won 1	Nebraska Wesleyan	1907	1981-82	7	0	1.000	Won 7
Kansas Newman	1985-86	1986-87	2	0	1.000	Won 2	Neenah Athletic Club	1909	1909	0	1	.000	Lost 1
Kansas State	1951-52	2018-19	0	5	.000	Lost 5	Nevada	1937-38	1975-76	1	1	.500	Won 1
Kansas Wesleyan	1984-85	1984-85	1	0	1.000	Won 1	Nevada-Las Vegas	1967-68	1976-77	1	3	.250	Lost 3
Kennesaw State	2005-06	2005-06	1	0	1.000	Won 1	New Hampshire	1978-79	1978-79	0	1	.000	Lost 1
Kenosha YMCA	1907	1929	1	1	.500	Lost 1	New Mexico	1940-41	2021-22	21	22	.488	Lost 5
Kent	1970-71	1970-71	1	0	1.000	Won 1	New Mexico Highlands	1986-87	1997-98	10	4	.714	Won 5
Kentucky Wesleyan	1953-54	1954-55	0	2	.000	Lost 2	New Mexico State	1959-60	2019-20	6	14	.300	Lost 1
Lamar	2008-09	2009-10	1	1	.500	Won 1	New Orleans	1976-77	2022-23	9	20	.310	Won 5
Langston	1995-96	1995-96	1	0	1.000	Won 1	New York Furniture	1934-35	1934-35	1	0	1.000	Won 1
Lawrence	1909	1909	0	1	.000	Lost 1	New York University	1958-59	1966-67	0	4	.000	Lost 4
Lincoln	1993-94	1993-94	1	0	1.000	Won 1	Niagara	1948-49	1950-51	0	3	.000	Lost 3
Lipscomb	2015-16	2015-16	1	0	1.000	Won 1	Nicholls State	1989-90	2023-24	1	1	.500	Won 1
Littleton Athletic Club	1912	1912	0	1	.000	Lost 1	North Central	1988-89	1988-89	1	0	1.000	Won 1
Long Beach State	1965-66	1965-66	1	0	1.000	Won 1	North Dakota	1991-92	2023-24	6	10	.375	Lost 3
Long Island	1949-50	1950-51	0	2	.000	Lost 2	North Dakota State	1993-94	2023-24	9	21	.300	Won 2
Longmont Elks	1934-35	1934-35	1	0	1.000	Won 1	North Texas	1968-69	2011-12	10	16	.385	Won 1
Longmont Athletic Club	1906	1906	0	1	.000	Lost 1	Northern Arizona	1992-93	2020-21	2	2	.500	Lost 1
Longwood	2018-19	2018-19	1	0	1.000	Won 1	Northern Colorado	1906	2023-24	77	44	.636	Lost 5
Loras	1945-46	1989-90	2	0	1.000	Won 2	Northern Illinois	1973-74	1977-78	2	0	1.000	Won 2
Los Angeles Police	1947-48	1947-48	1	0	.000	Won 1	Northern Iowa	2008-09	2014-15	1	3	.250	Lost 1
Louisiana-Lafayette	1999-00	2011-12	9	19	.321	Won 1	Northern Montana	1975-76	1982-83	3	1	.750	Won 1
Louisiana-Monroe	1977-78	2011-12	11	5	.688	Won 4	Northern New Mexico	2023-24	2023-24	1	0	1.000	Won 1
Louisiana State	1964-65	1964-65	0	1	.000	Lost 1	Northwest Nazarene	1979-80	1983-84	2	1	.667	Won 2
Louisiana Tech	1999-00	2012-13	2	3	.400	Won 1	Northwestern (Iowa)	1983-84	1984-85	0	2	.000	Lost 2
Louisville	1949-50	1949-50	1	1	.500	Won 1	Notre Dame	1947-48	1973-74	1	2	.333	Lost 2
Lowry AFB	1944-45	1946-47	1	2	.333	Lost 1	Occidental	1986-87	1986-87	1	0	1.000	Won 1
Loyola (Ill.)	1941-42	1997-98	3	5	.375	Lost 1	Ohio	2012-13	2012-13	1	0	1.000	Won 1
Loyola (Md.)	1998-99	1998-99	0	2	.000	Lost 2	Ohio Northern	1976-77	1976-77	1	0	1.000	Won 1
Loyola Marymount	2003-04	2004-05	0	2	.000	Lost 2	Ohio State	1948-49	2000-01	1	3	.250	Lost 2
Maine	2018-19	2018-19	1	0	1.000	Won 1	Oklahoma	1946-47	2007-08	0	3	.000	Lost 3
Manhattan	1998-99	2001-02	1	1	.500	Lost 1	Oklahoma City	1946-47	1979-80	11	18	.379	Lost 1
Manual High	1912	1912	1	0	1.000	Won 1	Oklahoma State	1943-44	1943-44	0	2	.000	Lost 2
Marquette	1966-67	1968-69	1	3	.250	Lost 3	Omaha	1943-44	2023-24	14	13	.519	Won 1
Marshall	1940-41	1955-56	2	2	.500	Lost 1	Oral Roberts	1978-79	2023-24	10	14	.417	Lost 8
Mary Hardin-Baylor	1991-92	1991-92	1	0	1.000	Won 1	Oregon	1959-60	2010-11	1	6	.143	Lost 3
Maryland	2012-13	2012-13	0	1	.000	Lost 1	Oregon State	1940-41	2022-23	1	3	.250	Lost 1
Mercer	2012-13	2013-14	1	1	.500	Lost 1	Ottawa (Ariz.)	2021-22	2021-22	0	1	.000	Lost 1
McPherson	1979-80	1979-80	1	0	1.000	Won 1	Ottawa (Kan.)	1990-91	1990-91	1	0	1.000	Won 1
Merchant Marines	1976-77	1976-77	1	0	1.000	Won 1	Outdoor (Boulder, Colo.)	1931	1931	1	0	1.000	Won 1
Mesa State	1975-76	1998-99	4	2	.667	Lost 1	Pacific	1975-76	1975-76	1	0	1.000	Won 1
Meter Readers	1932-33	1932-33	1	0	1.000	Won 1	Panhandle State	1983-84	1983-84	1	0	1.000	Won 1
Metro State	1984-85	1997-98	15	11	.757	Lost 1	Park College	1988-89	1988-89	1	0	1.000	Won 1
Miami (Fla.) AAU	1929	1929	1	0	1.000	Won 1	Pasadena Majors	1933-34	1933-34	1	0	1.000	Won 1
Miami (Ohio)	1974-75	1974-75	0	1	.000	Lost 1	Penn State	1960-61	2007-08	1	1	.500	Lost 1
Michigan	1954-55	1961-62	2	3	.400	Lost 1	Pepperdine	2013-14	2013-14	0	1	.000	Lost 1
Michigan State	1951-52	1951-52	0	1	.000	Lost 1	Peru Navy	1944-45	1944-45	1	0	1.000	Won 1
Michigan Tech	1992-93	1992-93	1	0	1.000	Won 1	Peru State	1950-51	1950-51	1	0	1.000	Won 1
Middle Tennessee	2000-01	2011-12	7	9	.438	Won 1	Phillips	1974-75	1974-75	1	0	1.000	Won 1
Midland Lutheran	1979-80	1982-83	2	1	.667	Won 1	Phillips 66ers	1942-43	1942-43	0	1	.000	Lost 1

# ALL-TIME SERIES RECORD

OPPONENT	FIRST MEETING	LAST MEETING	W	L	PCT.	STREAK	OPPONENT	FIRST MEETING	LAST MEETING	W	L	PCT.	STREAK
Piggly Wiggly	1931-32	1932-33	0	3	.000	Lost 3	Texas Christian	1970-71	1970-71	2	0	1.000	Won 2
Pittsburg State	1986-87	1986-87	1	0	1.000	Won 1	Texas-El Paso	1963-64	2013-14	1	4	.200	Lost 2
Pittsburgh	1948-49	1948-49	1	0	1.000	Won 1	Texas-Pan American	1974-75	1998-99	3	5	.375	Won 1
Plymouth Athletic Club	1909	1909	0	1	.000	Lost 1	Texas-San Antonio	2012-13	2021-22	2	1	.667	Lost 1
Point Loma	1983-84	1983-84	1	0	1.000	Won 1	Texas Southern	2011-12	2011-12	1	0	1.000	Won 1
Port Washington	1907	1909	0	3	.000	Lost 3	Texas State	2012-13	2021-22	2	3	.400	Lost 3
Portland	1969-70	2010-11	6	7	.462	Lost 5	Texas Tech	1944-45	1967-68	3	0	1.000	Won 3
Portland State	2011-12	2011-12	1	1	1.000	Won 1	Texas Wesleyan	1946-47	1946-47	0	1	.000	Lost 1
Professional Schools	1906	1906	0	1	.000	Lost 1	Toledo	1948-49	1950-51	0	3	.000	Lost 3
Purdue	1937-38	1937-38	0	1	.000	Lost 1	Transitis	1935-36	1935-36	0	1	.000	Lost 1
Purdue Fort Wayne	2013-14	2019-20	2	12	.142	Lost 6	Trinity	1981-82	1981-82	1	0	1.000	Won 1
Regis	1931-32	2021-22	62	22	.738	Won 2	Troy	2005-06	2011-12	3	5	.375	Won 1
Rhode Island	1979-80	1979-80	0	1	.000	Lost 1	Tulane	1966-67	1977-78	1	5	.167	Lost 3
Rockford	1994-95	1994-95	1	0	1.000	Won 1	Two Rivers Athletic Club	1909	1909	0	1	.000	Lost 1
Rockmont	1979-80	1983-84	9	0	1.000	Won 9	UC Irvine	2013-14	2018-19	0	3	.000	Lost 3
Rocky Mountain	1979-80	1984-85	2	0	1.000	Won 2	UCLA	1951-52	2022-23	1	12	.076	Lost 6
Sacramento State	2005-06	2022-23	1	4	.200	Lost 2	UC Riverside	1996-97	2020-21	2	4	.333	Lost 2
St. Ambrose	1988-89	1988-89	1	0	1.000	Won 1	UC San Diego	1976-77	2023-24	2	1	0.667	Lost 1
St. Bonaventure	1966-67	1966-67	1	0	1.000	Won 1	UC Santa Barbara	2010-11	2010-11	0	1	.000	Lost 1
St. Francis	2013-14	2013-14	1	0	1.000	Won 1	UNC Greensboro	1990-91	1990-91	0	1	.000	Lost 1
St. Francis (BKN)	2017-18	2017-18	1	0	1.000	Won 1	USC Upstate	2017-18	2017-18	1	0	1.000	Won 1
St. John's (Kan.)	1981-82	1983-84	3	0	1.000	Won 3	U.S. International	1979-80	1980-81	0	2	.000	Lost 2
St. John's (N.Y.)	1947-48	1948-49	1	1	.500	Lost 1	Utah	1931-32	1989-90	15	50	.230	Lost 5
St. Joseph's (Pa.)	1947-48	2014-15	1	2	.333	Won 1	Utah State	1937-38	2019-20	38	54	.413	Lost 1
St. Louis	2001-02	2001-02	0	1	.000	Lost 1	Utah Valley	2015-16	2021-22	2	3	.400	Lost 1
St. Martin's	1993-94	1993-94	1	0	1.000	Won 1	Valley City State	1993-94	1993-94	0	1	.000	Lost 1
St. Mary's (Calif.)	1982-83	2014-15	1	3	.250	Lost 1	Valparaiso	1948-49	1948-49	1	0	1.000	Won 1
St. Mary's (Minn.)	1989-90	1989-90	1	0	1.000	Won 1	Virginia	1932-33	1932-33	1	0	1.000	Won 1
St. Mary of the Plains	1990-91	1990-91	1	0	1.000	Won 1	Virginia	1973-74	1973-74	0	1	.000	Lost 1
St. Thomas (Minn.)	2021-22	2023-24	3	3	.500	Lost 1	Virginia Military Institute	1955-56	1955-56	1	0	1.000	Won 1
Samford	1975-76	1977-78	1	1	.500	Lost 1	Washington (Mo.)	1954-55	1970-71	3	0	1.000	Won 3
San Diego	1982-83	2015-16	2	0	1.000	Won 2	Washington State	1965-66	1974-75	1	2	.333	Lost 1
San Diego State	1958-59	1962-63	1	1	.500	Won 1	Wayne State (Neb.)	1966-67	1997-98	2	2	.500	Lost 2
San Francisco	1946-47	2004-05	1	3	.250	Lost 3	Waynesburg	1983-84	1983-84	0	1	.000	Lost 1
San Jose State	1959-60	2017-18	6	0	1.000	Won 6	Weber State	1992-93	2016-17	2	2	.500	Won 2
Santa Clara	1951-52	2019-20	2	2	.500	Lost 1	West Texas A&M	1944-45	1968-69	0	3	.000	Lost 3
College of Santa Fe	1977-78	1985-86	13	5	.722	Won 3	Western Illinois	1977-78	2022-23	14	8	.636	Won 1
Seattle	1956-57	2018-19	4	5	.444	Lost 1	Western Kentucky	1957-58	2011-12	7	10	.412	Lost 1
Seattle Pacific	1985-86	1985-86	1	0	1.000	Won 1	Western Michigan	1970-71	1970-71	0	1	.000	Lost 1
Sheyboygan Athletic Club	1909	1909	1	0	1.000	Won 1	Western Montana	1979-80	1985-86	4	0	1.000	Won 4
Simpson	1936-37	1936-37	1	0	1.000	Won 1	Western New Mexico	1979-80	1979-80	0	1	.000	Lost 1
Sioux City YMCA	1909	1909	1	0	1.000	Won 1	Western Colorado	1923	2019-20	40	11	.784	Won 3
Sioux Falls	1986-87	1986-87	1	0	1.000	Won 1	Westmar	1981-82	1985-86	2	0	1.000	Won 2
South Alabama	1971-72	2023-24	14	13	.519	Lost 1	Westminister	1911	1911	2	0	1.000	Won 2
South Carolina	1953-54	1953-54	1	0	1.000	Won 1	Westmont	1981-82	1991-92	2	0	1.000	Won 2
South Dakota	1909	2023-24	11	16	.407	Lost 1	Wheaton	1987-88	1987-88	0	1	.000	Lost 1
South Dakota State	1969-70	2023-24	7	24	.226	Lost 2	Wheat Ridge	1931	1931	1	0	1.000	Won 1
South Dakota Tech	1975-76	1988-89	7	1	.875	Won 2	Whitney Sporting Goods	1906	1906	1	0	1.000	Won 1
South Dakota-Springfield	1980-81	1980-81	1	0	1.000	Won 1	Whittier (Calif.)	1977-78	1984-85	2	0	1.000	Won 2
Southeastern Missouri St.	2019-20	2019-20	0	0	.000	Lost 1	Wichita State	1980-81	1980-81	0	1	.000	Lost 1
Southern California	1955-56	1976-77	2	5	.286	Lost 1	William Jewell	1907	1907	0	1	.000	Lost 1
Southern Colorado	1967-68	1997-98	29	18	.617	Lost 1	William Penn	1996-97	1996-97	1	0	1.000	Won 1
Southern Indiana	1996-97	1996-97	0	1	.000	Lost 1	Williams Field	1942-43	1942-43	1	0	1.000	Won 1
S. Illinois-Edwardsville	1997-98	2023-24	1	1	.500	Lost 1	Wisconsin	1953-54	1988-89	0	2	.000	Lost 2
Southern (La.)	1989-90	2013-14	1	1	.000	Won 1	Wisconsin-Eau Claire	1985-86	1985-86	0	1	.000	Lost 1
Southern Methodist	1967-68	1967-68	1	0	1.000	Won 1	Wisconsin-Milwaukee	1975-76	2015-16	2	1	.667	Lost 1
Southern Mississippi	1973-74	2012-13	3	1	.750	Lost 1	Wooster	1974-75	1974-75	1	0	1.000	Won 1
Southern Utah	1983-84	2012-13	4	5	.444	Won 1	Wright State	1998-99	1998-99	1	1	.500	Won 1
Southwestern	1994-95	1994-95	1	0	1.000	Won 1	Wyoming	1920	2021-22	52	107	.327	Lost 3
Stanford	1946-47	2017-18	2	11	.153	Lost 8	Yale	1998-99	1999-00	2	0	1.000	Won 2
Stetson	1976-77	1976-77	1	0	1.000	Won 1							
Stonehill	1993-94	1993-94	0	1	.000	Lost 1							
Supreme Dairy	1934-35	1934-35	1	0	1.000	Won 1							
Syracuse	1948-49	1948-49	1	0	1.000	Won 1							
Tabor	1985-86	1990-91	2	0	1.000	Won 2							
Taylor Clothing	1930	1930	1	0	1.000	Won 1							
Tennessee	1953-54	1962-63	0	2	.000	Lost 2							
Texas	1962-63	1962-63	0	1	.000	Lost 1							
Texas A&M	1973-74	2016-17	0	2	.000	Lost 2							
Texas A&M- Commerce	2022-23	2023-24	2	0	1.000	Won 2							
Texas A&M-Corpus Christi	2001-02	2021-22	5	2	.714	Lost 1							
Texas-Arlington	1975-76	2012-13	5	1	.833	Won 4							