



2019-20 DENVER MEN'S BASKETBALL

GAME INFORMATION

DATE: Jan. 8, 2020
OPPONENT: South Dakota State (11-7, 2-1 SL)
LOCATION: Denver, Colo.
ARENA & TIME: Magness Arena 7 p.m. MT

BROADCAST INFORMATION

TV: Altitude 2
RADIO: ESPN 1600 AM
ONLINE: Pioneer Vision
LIVE STATS: www.stats.statbroadcast

Men's Basketball Contact: Chris Smith

Office: 303-871-7555

Email: christopher.smith726@du.edu

SCHEDULE

Overall: 4-13 (0-3 SL)

Home: 3-5 | Away: 0-7 | Neutral: 1-1

Date	Opponent	Time/Result
Nov. 5	at Colorado State	L, 74-63
Nov. 9	UTAH VALLEY	W, 74-62
Nov. 12	at #17/19 Utah State	L, 97-56
Nov. 16	WESTERN COLORADO	W, 72-55
Nov. 23	at UC Riverside	L, 73-49
Nov. 27	at Santa Clara^	L, 81-64
Nov. 29	vs. Cal State Fullerton^	W, 65-62
Nov. 30	vs. SE Missouri St.^	L, 66-51
Dec. 3	JACKSON STATE	W, 67-58
Dec. 8	at UCLA	L, 81-62
Dec. 10	NEW MEXICO ST%	L, 72-67
Dec. 14	AIR FORCE	L, 79-75
Dec. 17	at Northern Colorado	L, 86-64
Dec. 21	WYOMING	L, 72-66 OT
Dec. 29	NORTH DAKOTA ST*	L, 66-55
Jan. 2	NORTH DAKOTA*	L, 82-71
Jan. 5	at South Dakota*	L, 80-78
Jan. 8	SOUTH DAKOTA ST*	7 PM
Jan. 11	at Western Illinois*	1 PM
Jan. 18	OMAHA*	1 PM
Jan. 23	at North Dakota*	6 PM
Jan. 25	at North Dakota St*	1 PM
Jan. 30	SOUTH DAKOTA*	7 PM
Feb. 1	at Oral Roberts*	6 PM
Feb. 8	at Purdue Fort Wayne*	3:30 PM
Feb. 14	at South Dakota St*	6 PM
Feb. 16	at Omaha*	3:30 PM
Feb. 20	ORAL ROBERTS*	7 PM
Feb. 26	at Purdue Fort Wayne*	5 PM
Feb. 29	WESTERN ILLINOIS*	1 PM
Mar. 7	SL QUARTERFINAL	TBA
Mar. 8	SL QUARTERFINAL	TBA
Mar. 9	SL SEMIFINAL	TBA
Mar. 10	SL CHAMPIONSHIP	TBA

All Times Mountain and subject to change

^ - Cable Car Classic

* - Summit League Game

! - Summit League Tour. in Sioux Falls, S.D.

% Summit League/WAC Challenge

Pronunciation Guide

Ade MurkeyUh-DAY MUR-key

Alperen KurnazALP-er-REN Kur-NOZ

Kowalskika-WALL-ski

NzekwesiN-ZAH-quay-Zee

THE COACHES

Denver Pioneers - Rodney Billups (Denver, '05), Fourth Season

Record at Denver: 43-64 (.401)

Overall Record: Same

South Dakota State Jackrabbits - Eric Henderson, First Season

Record at SDSU: 11-7 (.611)

Overall Record: Same

POINTS PER GAME	64.5	▶ 76.6
POINTS ALLOWED	73.3	▶ 69.4
FG PERCENTAGE	42.4	▶ 47.3
REBOUNDS PER GAME	32.9	▶ 39.7
ASSISTS PER GAME	11.3	▶ 13.9
3-PT FG PERCENTAGE	33.6	◀ 32.8
FT PERCENTAGE	65.7	▶ 68.7
TURNOVERS PER GAME	14.3	▶ 13.5



SERIES HISTORY

- This is the 23rd meeting in the all-time series.
- South Dakota State is leading 16-6 in the series.
- The Jackrabbits have won the last six meetings in the series.
- SDSU took both meetings in the season series in 2018-19.
- DU is 4-5 in Magness against South Dakota State.
- Denver last won against the Jackrabbits on Jan. 25, 2017, a 91-82 victory in Magness Arena.

DENVER PROBABLE STARTERS



TAELYR GATLIN, SO.

JASE TOWNSEND, SO.

ADE MURKEY, SR.

ALPEREN KURNAZ, SO.

ROBERT JONES, FR.

3.9 PPG, 2.8 RPG

15.9 PPG, 5.2 RPG

14.7 PPG, 5.5 RPG

3.5 PPG, 2.8 RPG

7.4 PPG, 4.1 RPG

STATS INFORMATION

Statistical Leaders

DENVER

POINTS



JASE TOWNSEND

15.9 PER GAME


REBOUNDS



ADE MURKEY

5.5 PER GAME

ASSISTS



ROSCOE EASTMOND

3.1 PER GAME

SOUTH DAKOTA STATE

POINTS



DOUGLAS WILSON

17.7 PER GAME

REBOUNDS



DOUGLAS WILSON

7.3 PER GAME

ASSISTS



TRISTON SIMPSON

3.4 PER GAME

FACTS ONLY

40-18

Record when allowing 78 points or less in a game under Billups

39.5

shooting percentage Denver is holding teams to this year in wins

59.2

Points the Pioneers are allowing in wins this season

9

Straight wins by the Pioneers when they lead at halftime

22.0

Scoring average of Jase Townsend in Summit League games

9.7

Turnovers per game for the Pioneers in Summit League games

7.0

Rebounding average of Murkey in last three games

13.5

Turnovers per game Pioneers are forcing in wins in 2019-20

MEDIA INFORMATION

Game Notes: Media members can receive the Pioneer Basketball game notes via email by contacting Assistant Director of Media Relations Chris Smith at christopher.smith726@du.edu.

Credentials: Media interested in obtaining season or game credentials should contact Chris Smith via email (christopher.smith726@du.edu), office phone (303-871-7555).

The Coach Billups Show: The Rodney Billups Show returns for its fourth season on selective Mondays from 5-5:30 p.m. MT on ESPN Radio 1600 AM. Tyler Maun hosts the show.

DU on ALTITUDE: The Pioneers will make 10 appearances on Altitude TV. Todd Romero (Play-by-play) will be back for a fourth season.

Interviews During The Week: All interview requests must be arranged through Chris Smith in the Denver Media Relations Office. Please contact Smith to arrange interviews during the week. Smith can be reached via email (christopher.smith726@du.edu), office phone (303-871-7555). Practice is open, but arrangements must be made in advance if you are planning on shooting B-roll footage. Coach Billups and Denver scholar-athletes are available for interviews on non-game days following practice or through special arrangements with Chris Smith.

Post-game Interviews: Postgame interviews will be conducted at a designated site following a 10-minute cooling-off period. Denver head coach Rodney Billups and selected players will be available for interviews. Media requests for both Denver and opposing coaches and players should be made to the DU men's basketball SID. Opponent requests will be forwarded to the visiting SID. The DU men's basketball locker room is closed to the media.

Camera Procedures: Photographers must work within the designated areas. Photographers may shoot from the right side of each end line of Magness Arena. Requests to photograph from any other location must be made in advance to the University of Denver Athletic Media Relations Department. The University of Denver reserves the right to accept or reject credential requests.

Radio: All radio stations wishing to broadcast from Magness Arena should contact the University of Denver Athletic Media Relations Office at least one week prior to the event. Space will be provided for the official radio station of the visiting team; others will be accommodated as space permits. Phone lines must be arranged for all stations in advance.

Directions to DU: Take I-25 to the South University Boulevard exit. Proceed south to the first stop light (Buchtel Boulevard). Go through the Buchtel Boulevard intersection to the next block south (Jewell Avenue). Take a right on Jewell and proceed west approximately one-half block to the east entrance to the Ritchie Center. Media parking is just east of Joy Burns Arena (the easternmost part of the Ritchie Center) in lot 401.

NOTES

Last Time Out

- Denver fell in a heartbreaker to at South Dakota, 80-78 on Sunday at the Sanford Coyote Sport Center.
- The Pioneers had three players in double figures, led by Jase Townsend's game-high 26 points.
- Robert Jones added 15 points and five rebounds.
- Ade Murkey chipped in 19 points.

About Denver

- The Pioneers are averaging 64.6 points per game in 2019-20.
- DU is shooting 42.4 percent from the field this year.
- Denver is holding teams to 30.7 percent from deep, first in the Summit League.
- The Crimson and Gold have been active in the passing lanes, ranking third in the Summit League in steals per game as a team with a 6.1 average.
- Denver has been good at getting to the line this season, ranking third in the Summit League in free throws attempted with 332, 41st in all of Division I.
- DU has been good this season at forcing teams into turnovers, ranking second in the Summit League with a 13.5 average.
- Ade Murkey ranks 10th in the Summit League in scoring, averaging 14.7 points per game in 2019-20.
- Murkey has been good at getting into the passing lanes, ranking third in the Summit League in steals per game with a 1.2 average.
- Jase Townsend ranks seventh in the Summit League in scoring with a 15.9 average.
- Townsend ranks seventh in the league in 3s made per game, knocking down 2.1 per contest.
- Roscoe Eastmond ranks seventh in the Summit League in assists per game, handing out 3.1 per game.

About South Dakota State

- The Jackrabbits are currently 11-7 on the season and 2-1 in the Summit League.
- South Dakota State is averaging 76.6 points per contest in 2019-20, fourth in the Summit League.
- SDSU gives up 69.4 points a night, which ranks third in the Summit League.
- The Jackrabbits are knocking down 47.3 percent of their shots this season, third in the Summit League.
- South Dakota State is holding teams to 41.8 percent shooting against them this year, first in the Summit League.
- The Jackrabbits are averaging 13.9 assists per game, second in the Summit League.
- USD is making 7.4 3s a game in 2019-20.
- Douglas Wilson leads the team in scoring, pouring in 17.1 points per contest, second in the Summit League.
- Wilson is averaging 6.8 rebounds per game, good for eighth in the Summit League.

A Walking Bucket

- Townsend has deadly on the offensive end in Summit League play this year.
- The Dallas native has averaged 22.0 points per game in three games.
- Townsend has been efficient shooting, posting a 54.5 percent field-goal percentage.

Murkey's December to Remember

- The senior took his game to another level in the month of December.
- In seven games, Murkey posted averages of 18.3 points, 6.7 rebounds, 2.1 assists, 1.4 steals and a 50.0 field-goal percentage.
- Murkey recorded at least 13 points in all seven games.

The Long Ranger

- DU has at least one 3-pointer in 421 straight games, dating back to Feb. 2,

NOTES

2006.

3-Ball, Corner Pocket

- Townsend has found his touch from outside this year, posting a career-best 40.2 3-point percentage.
- The sophomore's 2.1 made 3s per game rank seventh in the Summit League.
- In the month of December, the former Skyline standout really dialed it up, making 2.9 3s per game on 51.3 percent shooting from deep.

I'm Rob Jones...I'm Rob Jones

- Jones found his groove during a three-game stretch at the Cable Car Classic from Nov. 27-30, being named to the all-tournament team.
- The freshman from Prior Lake, Minn. averaged 14.0 points and 5.7 rebounds per game.
- Jones has scored in double figures in all three games, including a season-high 16 points in the win against Cal State Fullerton on Nov. 29.
- The 6-foot-10 forward has been good shooting from the field, posting a 54.8 field-goal percentage during the stretch.

Townsend's Career Day

- Sophomore Jase Townsend had a career day in a win against Western Colorado on Nov. 16.
- The Dallas native recorded his first collegiate double-double with 21 points and 10 rebounds.
- Townsend was efficient with the shot, going 8-for-16 from the field, including 3-for-5 from beyond arc.

Lanzi's Big Day

- Sophomore Joseph Lanzi had a career day on Nov. 9 against Utah Valley.
- The Birmingham, Ala. native scored a career-best 20 points in the win.
- Lanzi was a perfect 4-for-4 from beyond the arc.
- Overall, he finished with an efficient 8-for-9 shooting performance.

Right Kind of Debut

- Roscoe Eastmond made quite the freshman debut at Colorado State on Nov. 5.
- The Marietta, Ga. native provided a major spark off the bench, scoring 10 points in 27 minutes.
- Eastmond also handed out two assists.
- He showcased his speed and play making ability, creating scoring opportunities by getting into the paint regularly.

Home Openers Under Billups

- Denver made it two straight wins in its home opener under head coach Rodney Billups with a 74-62 victory against Utah Valley on Nov. 9 in Magness Arena.
- The Pioneers also won their 2018-19 home opener 63-50 against Maine in Magness Arena.

In Our Defense

- Denver has proven to be a tough out when they dial up the defense under Billups' watch.
- The Pioneers have a 40-18 (.689) record under Billups when allowing 78 or fewer points in a contest.

Home Court Advantage

- The Crimson and Gold have made playing in Denver a hard place to play at under Billups' watch.
- Denver is 27-21 (.562) in home games with Billups at the helm.

On the Way to 1K

- Senior Ade Murkey heads into his final year looking to make some history.
- Murkey has 925 career points and needs 75 to reach 1,000.
- He would become just the 41st player in DU history to reach the magical number.

New Faces in New Places

- Denver has seven new players on the roster for the 2019-20 season.
- Four new freshman populate the this year's squad in Robert Jones, Roscoe Eastmond, Owen McGlashan and JaVonni Bickham.
- Jones brings some serious size (6-10) and ability to the low block from Prior Lake, Minn.
- The big man averaged 17.1 points and 11 rebounds to go with 3.1 blocks as a senior.
- Eastmond adds an element of speed and playmaking from the point position.
- Eastmond played at Wheeler High School (home of the Celtics' Jaylen Brown) in Marietta, Ga.
- While there, Eastmond was named as his team's most valuable player, most improved player and coaches award during his high-school career.
- McGlashan brings his 6-foot-7 frame and versatility to the Crimson and Gold from Marlton, N.J.
- McGlashan starred at Don Bosco Prep, where he played a key role in leading his team to a state championship as a

NOTES

junior.


- Averaged 14.0 points, 8.6 rebounds, 4.5 assists, 2.6 steals and 1.4 blocks on a nightly basis as a senior
- Bickham spent last season at a Minnehaha Prep after recovering from knee surgery.
- Denver also adds three junior college transfers in Ray Kowalski, Tristan Green and Khalil Johnson.
- Kowalski averaged 14.6 points, 2.9 rebounds and 2.1 assists per game in 2018-19 while shooting 38.1 percent shooting from deep.
- Green comes from Ranger Junior College, while there, part of a team that went 31-4 and made it all the way to the Junior College National Championship during the 2018-19 season.
- Johnson spend last season at Three Rivers Junior College in Poplar, Mo., where he appeared in 31 games last season for the Raiders, starting in 19.

TRENDING UP

JASE TOWNSEND LAST 3

22.0 PPG

58.3 3FG%



SUMMIT LEAGUE NOTES

HIGH-POINT GAMES BY CLASS

Senior: Tyler Hagedorn, South Dakota | (33 vs. Texas Southern, Nov. 15)

Junior: Douglas Wilson, SDSU | (30 vs. Samford; Nov. 27)

Sophomore: Kevin Obanor, Oral Roberts | (31 vs. Rogers State; Nov. 19)

Freshman: Noah Freidel, SDSU | (28 vs. Omaha; Dec. 29)

DAUM NAMED TO PAIR OF ALL-DECADE TEAMS

Former South Dakota State standout Mike Daum was named to the Mid-Major Madness and the Lute Olson Award All-Decade Teams in late December. Daum finished as The Summit League's all-time leading scorer (3,067; 7th all-time in DI) and rebound (1,236) and was a three-time Summit League Player of the Year.

PROTECT OUR HOUSES

Summit League teams combined to go 43-10 on their home courts during non-conference play and four teams went unblemished. Eight of South Dakota State's nine non-conference wins came at Frost Arena where the Jackrabbits have won 16 straight dating back to last season. Omaha also has a double-digit homecourt winning streak dating back to last season as the Mavericks have won 12 straight at Baxter Arena. Oral Roberts (6-0) and North Dakota (3-0) round out the quartet of teams unbeaten on their home court.

PRESEASON ALL-SUMMIT LEAGUE

First Team All-Summit League

Emmanuel Nzekwesi, Oral Roberts, Sr., F (14.8 ppg/8.5 rpg/1.2 apg)

Kevin Obanor, Oral Roberts, So., F (14.4 ppg/7.2 rpg/0.5 apg)

Vinnie Shahid, North Dakota State, Sr., G (13.1 ppg/3.0 rpg/2.6 apg)

Triston Simpson, South Dakota, Sr., G (14.0 ppg/3.7 rpg/3.6 apg)

Stanley Umude, South Dakota, Jr., F (14.4 ppg/5.5 rpg/1.4 apg)*

Kobe Webster, Western Illinois, Jr., G (17.0 ppg/4.4 rpg/3.1 apg)

Second Team All-Summit League

Tyler Hagedorn, South Dakota, Sr., F (13.0 ppg/5.9 rpg/1.1 apg)#

JT Gibson, Omaha, Sr., G (12.9 ppg/2.8 rpg/2.1 apg)

Matt Holba, Purdue Fort Wayne, Sr., F (11.7 ppg/4.2 rpg/1.2 apg)

Matt Pile, Omaha, Jr., F (11.2 ppg/7.9 rpg/1.2 apg)

Tyson Ward, North Dakota State, Sr., F (12.4 ppg/6.2 rpg/2.3 apg)

Preseason Poll

Rank	Team	Points
1.	North Dakota State	526 (23)
2.	South Dakota	457 (6)
3.	Oral Roberts	404 (3)
4.	Omaha	369
5.	South Dakota State	300
6.	Purdue Fort Wayne	224
7.	Western Illinois	188
8.	North Dakota	164
9.	Denver	113

SUMMIT LEAGUE STANDINGS

	League					Overall						
	GP	Record	Pct.	PF	PA	GP	Record	Pct.	PF	PA	Last 10	Streak
North Dakota State	2	2-0	1.000	160	129	16	11-5	0.688	1156	1007	7-3	Won 3
Omaha	2	2-0	1.000	155	145	17	9-8	0.529	1225	1279	5-5	Won 3
North Dakota	2	2-0	1.000	165	140	16	8-8	0.500	1234	1151	6-4	Won 2
South Dakota State	3	2-1	0.667	265	216	18	11-7	0.611	1379	1250	6-4	Won 2
Purdue Fort Wayne	2	1-1	0.500	139	142	17	8-9	0.471	1197	1174	6-4	Lost 1
South Dakota	3	1-2	0.333	214	230	17	10-7	0.588	1284	1248	4-6	Won 1
Western Illinois	3	1-2	0.333	212	260	13	4-9	0.308	997	1050	4-6	Lost 2
Oral Roberts	2	0-2	0.000	146	170	15	7-8	0.467	1164	1059	5-5	Lost 3
Denver	3	0-3	0.000	204	228	17	4-13	0.235	1099	1246	1-9	Lost 8

as of Jan. 7, 2020

ON THE WAY TO 1K FOR MURKEY

925

CAREER POINTS

75

POINTS NEEDED



ADE MURKEY

MAKE MINE A DOUBLE-DOUBLE

Pioneers with Double-Doubles

Nov. 16 vs Western Colorado

21 PTS, 10 REBS

Jase Townsend

Dec. 17 vs Northern Colorado

17 PTS, 11 REBS

Ade Murkey

Dec. 21 vs Wyoming

15 PTS, 12 REBS

David Nzekwesi

Dec. 29 vs North Dakota State

15 PTS, 11 REBS

Ade Murkey

SEASON TOTALS/LINEUPS

DOUBLE-DIGIT SCORING

	<i>Season</i>	<i>Career</i>
Ade Murkey	13	48
Jase Townsend	13	18
David Nzekwesi	5	15
Robert Jones	5	5
Roscoe Eastmond	3	3
Taelyr Gatlin	1	2
Joseph Lanzi	1	2
Alperen Kurnaz	1	1
Ray Kowalski	1	1

DOUBLE-DIGIT REBOUNDING

	<i>Season</i>	<i>Career</i>
Ade Murkey	2	3
David Nzekwesi	1	2
Jase Townsend	1	1

DOUBLE-DOUBLES

	<i>Season</i>	<i>Career</i>
Ade Murkey	2	2
David Nzekwesi	1	2
Jase Townsend	1	1

LEADING SCORER*

	<i>Season</i>	<i>Career</i>
Ade Murkey	8	12
Jase Townsend	8	10
David Nzekwesi	-	6
Joseph Lanzi	1	1
Roscoe Eastmond	1	1

*Includes sharing lead

LEADING REBOUNDER*

	<i>Season</i>	<i>Career</i>
Ade Murkey	4	10
David Nzekwesi	4	6
Jase Townsend	5	5
Alperen Kurnaz	1	3
Robert Jones	2	2
Taelyr Gatlin	2	2

*Includes sharing lead

STARTING LINEUPS

Opponent (Result)	Guard	Guard	Guard/Forward	Forward	Forward
Colorado State (L)	Gatlin	Townsend	Murkey	Kurnaz	Nzekwesi
Utah Valley (W)	Gatlin	Townsend	Murkey	Kurnaz	Nzekwesi
Utah State (L)	Gatlin	Townsend	Murkey	Kurnaz	Nzekwesi
Western Colorado (W)	Gatlin	Townsend	Murkey	Kurnaz	Nzekwesi
UC Riverside (L)	Gatlin	Townsend	Murkey	Kurnaz	Nzekwesi
Santa Clara (L)	Gatlin	Townsend	Murkey	Kurnaz	Nzekwesi
Cal State Fullerton (W)	Gatlin	Townsend	Murkey	Kurnaz	Jones
Southeast Missouri State (L)	Gatlin	Townsend	Murkey	Kurnaz	Jones
Jackson State (W)	Gatlin	Townsend	Murkey	Kurnaz	Jones
UCLA (L)	Gatlin	Townsend	Murkey	Kurnaz	Jones
New Mexico State (L)	Gatlin	Townsend	Murkey	Kurnaz	Jones
Air Force (L)	Eastmond	Eastmond	Murkey	Green	Nzekwesi
Northern Colorado (L)	Eastmond	Townsend	Murkey	Green	Nzekwesi
Wyoming (L)	Eastmond	Townsend	Murkey	Kurnaz	Jones
North Dakota State (L)	Gatlin	Townsend	Murkey	Kurnaz	Jones
North Dakota (L)	Eastmond	Gatlin	Townsend	Murkey	Jones
South Dakota (L)	Gatlin	Townsend	Murkey	Kurnaz	Jones

STARTING LINEUPS RECORDS

Current Lineup in Bold

Eastmond-Gatlin-Townsend-Murkey-Jones (0-1)

Gatlin-Townsend-Murkey-Kurnaz-Nzekwesi (2-4)

Gatlin-Townsend-Murkey-Kurnaz-Jones (2-5)

Eastmond-Townsend-Murkey-Green-Nzekwesi (0-2)

Eastmond-Townsend-Murkey-Kurnaz-Jones (0-1)

SEASON/CAREER STARTS

	2019-20	Career	2019-20	Career
Ade Murkey	16	73		
Taelyr Gatlin	13	26	Robert Jones	8
Jase Townsend	16	20	Roscoe Eastmond	4
Alperen Kurnaz	13	16	Tristan Green	2
David Nzekwesi	8	12		

Speciality Stats

Opponent	Paint		Off TO		2nd Ch		Bench		Result
	TM	Opp.	TM	Opp.	TM	Opp.	TM	Opp.	
Colorado State	24	30	18	14	10	09	18	18	L, 74-63
Utah Valley	42	24	17	09	09	07	32	14	W, 74-62
Utah State	30	34	13	19	00	16	23	39	L, 97-56
Western Colorado	34	06	12	04	11	03	26	17	W, 72-55
UC Riverside	18	30	08	07	04	03	20	36	L, 73-49
Santa Clara	34	48	15	21	02	09	29	19	L, 81-64
Cal State Fullerton	28	34	18	14	09	04	16	13	W, 65-62
Southeast Missouri	30	26	18	17	08	12	11	15	L, 66-51
Jackson State	42	18	10	28	02	04	22	08	W, 67-58
UCLA	22	40	09	26	08	18	25	21	L, 81-62
New Mexico State	30	40	22	20	02	11	08	18	L, 72-67
Air Force	32	24	13	07	08	10	19	13	L, 79-75
Northern Colorado	32	36	14	28	09	08	25	11	L, 86-64
Wyoming	16	24	14	06	06	03	21	18	L, 72-66 OT
North Dakota State	20	28	09	07	07	02	11	15	L, 66-55
North Dakota	16	36	16	08	11	12	17	11	L, 82-71
South Dakota	32	16	06	12	07	02	05	05	L, 80-78

GENERAL INFORMATION

Location Denver, Colo.
 Enrollment 11,500
 Founded 1864
 Nickname Pioneers
 Colors Crimson and Gold
 National Affiliation NCAA Division I
 Conference The Summit League
 Chancellor Jeremy Haefner
 Alma Mater Iowa '79
 Wisconsin '86
 Vice Chancellor Karlton Creech
 Alma Mater North Carolina State '04
 Ticket Office Phone (303) 871-2336

TEAM INFORMATION

Arena Magness Arena
 Capacity 7,059
 2018-19 Record: 8-22 (6-7 H, 1-14 R, 1-1 N)
 2018-19 Summit Record: ... 3-13 (3-5 H, 0-8 R)
 2018-19 Summit Finish: 9th
 Letterwinners returning/lost 6/8
 Newcomers 7

BASKETBALL STAFF

Head Coach Rodney Billups
 Alma Mater Denver '05
 Assistant Coach Bacari Alexander
 Alma Mater Detroit '99
 Assistant Coach Raman Sposato
 Alma Mater Oregon '02
 Assistant Coach Dwight Thorne II
 Alma Mater Colorado '10
 Director of Basketball Ops Max Bent
 Alma Mater Michigan '17
 Assistant Athletic Trainer Eric Mann
 Alma Mater Iowa State

 Team Doctor Dr. Girish Paranjape
 Alma Mater Oklahoma '92
 Oklahoma State '96
 Strength & Cond. Gary Boros
 Alma Mater Minnesota (Twin Cities) '11,
 St. Cloud State '13
 Sport Program Assistant Jeanie Okane
 Alma Mater Iowa

TEAM HISTORY

First Year of Basketball 1903-04
 Overall all-time record 1,299-1,343 (.495)
 No. yrs. In NCAA Tournament/Last 0/NA
 No. yrs. In NIT/Last 3/2013
 Last postseason opponent Maryland
 Result L, 52-62 (NIT, 3/21/13)

DU RECORD WHEN...

	All	Sum.
Leading at half:	3-0	---
Trailing at half:	0-12	0-2
Tied at half:	1-1	0-1
Playing overtime:	---	---
Shooting 50% or better:	1-2	0-1
Shooting between 40-49.9%:	3-4	---
Shooting less than 40%:	0-7	0-2
Opps. shoots 50% or better:	0-3	---
Opp. shoots between 40-49.9%:	2-10	0-3
Opp. shoots less than 40%:	2-0	---
Denver outrebounds its opponent:	3-3	0-1
Opp. outrebounds Denver:	1-10	0-2
Teams are tied in rebounds:	---	---
Denver has 10 or more steals:	1-2	---
Denver shoots 70% FT or better:	2-5	0-3
Denver shoots less than 70% FT:	2-8	---
Scoring less than 50 points:	0-2	0-1
Scoring 50-59 points:	0-2	---
Scoring 60-69 points:	2-6	---
Scoring 70-79 points:	2-3	0-2
Scoring 80-89 points:	---	---
Scoring 90-99 points:	---	---
Scoring 100 points or more:	---	---
Allowing less than 50 points:	---	---
Allowing 50-59 points:	2-0	---
Allowing 60-69 points:	2-2	0-1
Allowing 70-79 points:	0-5	---
Allowing 80-89 points:	0-5	0-2
Allowing 90 points or more:	0-1	---
Playing in Magness Arena:	2-5	0-2
Playing in Hamilton Gymnasium	1-0	---
Playing on the road:	0-7	0-1
Playing on a neutral floor:	1-1	---
Game decided by 1-4 points:	1-2	0-1
Game decided by 5-10 points:	1-2	---
Game decided by 11 points or more:	2-9	0-2
Playing at night:	1-5	0-1
Playing in the afternoon:	3-8	0-2
Playing on Monday:	---	---
Playing on Tuesday:	1-4	---
Playing on Wednesday:	0-1	---
Playing on Thursday:	0-1	0-1
Playing on Friday:	1-0	---
Playing on Saturday:	2-5	---
Playing on Sunday:	0-2	0-2
Playing in November:	3-5	---
Playing in December:	1-6	0-1
Playing in January:	0-2	0-2
Playing in February:	---	---
Playing in March:	---	---
Playing on television:	2-9	0-2
*Altitude:	1-2	---
*Altitude 2:	0-3	0-2

THE LAST TIME DU...

Won In Overtime
 90-87 (OT) at Wyoming (12/11/18)

Lost In Overtime
 72-66 (OT) vs. Wyoming (12/21/19)

Played a Multi-Overtime Game
 W, 90-88 (2OT) vs. Oral Roberts (3/4/18)

Played Consecutive Overtime Games
 W, 75-74 vs. Southern (12/3/13)
 L, 64-63 at Mercer (12/7/13)

Scored 100 Points
 106 vs. Colorado Mesa (12/28/17)

Allowed 100 Points
 101 at No. 9 Gonzaga (12/21/18)

Team Shot 70% From Field
 70.5% (31-44) vs. La-Monroe (12/19/09)

Team Shot 65% From Field
 67.3% (35-52) vs. USC Upstate (12/9/17)

Team Shot 60% From Field
 60.4% (29-48) vs. Fairfield (11/25/18)

Team Shot 90% From FT Line (min. 10 FTA)
 92.3% (24-26) at Wyoming (2/3/19)

Team Made 10 Three-Pointers
 11 vs. Air Force (12/14/19)

Team Made 15 Three-Pointers
 15 vs. Montana State (12/18/18)

2+ Players With 20+ Points
 Ade Murkey (26) & Jase Townsend (23) vs. Air Force (12/14/19)

Five Players Scored In Double Figures
 Stewart-Miller (18), Harrell Jr. (15), Murkey (12), Rosga (11) and Nzekwesi (10) vs. Western Colorado (12/9/18)

All Five Starters Scored In Double Figures
 Amigo (14), Murkey (14), Krafka (14), Pemberton (13) and Rosga (12) vs. South Dakota State (2/8/18)

Six Players Scored In Double Figures
 O'Neale (17), C. Hallam (12), Udofia (11), Olson (11), Engesser (11), Griffin (10) vs. Omaha (12/15/12)

Individual With 30 Points
 31, Ade Murkey vs. No. Colo. (11/28/18)

Individual With 15 Rebounds
 16, Daniel Amigo vs. St. Francis Brooklyn (11/25/17)

Individual With 10 Assists
 13, Jake Pemberton at Fort Wayne (1/7/17)

Recorded a Double-Double
 Ade Murkey (15 points, 11 rebounds) vs. North Dakota (12/29/19)

Individual With 7 Steals
 8, Chase Hallam, vs. Seattle (2/7/13)

Individual With 6 Or More Three-Pointers
 6, Jase Townsend vs. Air Force (12/14/19)

Didn't Attempt A Free Throw
 0, at Fort Wayne (2/13/16)

ROSTER BY YEAR**SENIORS (1):** Murkey**JUNIORS (1):** Kowalski**SOPHOMORES (7):** Gatlin, Green, Johnson, Kurnaz, Lanzi, Nzekwesi, Townsend**FRESHMEN (4):** Bickham, Eastmond, Jones, McGlashan**ROSTER BY POSITION****GUARDS (7):** Eastmond, Gatlin, Johnson, Kowalski, Lanzi, Murkey, Townsend**FORWARDS (6):** Bickham, Green, Jones, Kurnaz, McGlashan, Nzekwesi**ROSTER BY STATE/COUNTRY****ALABAMA (1):** Lanzi**GEORGIA (1):** Eastmond**MINNESOTA (3):** Bickham, Jones, Murkey**NETHERLANDS (1):** Nzekwesi**NEW JERSEY (1):** McGlashan**NEW YORK (1):** Johnson**NORTH CAROLINA (1):** Kowalski**TENNESSEE (1):** Gatlin**TEXAS (2):** Green, Townsend**TURKEY (1):** Kurnaz**USA TODAY COACHES POLL****TOP 25 RANKINGS**

(as of Dec. 29, 2019)

RANK	SCHOOL	RECORD	POINTS	PREV
1	Gonzaga (30)	13-1	798	1
2	Duke (1)	11-1	753	3
3	Kansas (1)	10-2	730	5
4	Baylor	9-1	639	6
5	Ohio State	11-2	621	2
6	Oregon	11-2	619	7
7	Auburn	12-0	578	8
8	Louisville	11-2	570	4
9	Villanova	9-2	507	9
10	Butler	12-1	489	11
11	Memphis	11-1	461	10
12	San Diego State	13-0	382	14
13	Michigan	10-3	357	15
14	Kentucky	9-3	348	19
15	Maryland	11-2	341	12
16	Michigan State	10-3	316	16
17	West Virginia	11-1	311	23
18	Dayton	10-2	291	18
19	Virginia	10-2	280	13
20	Florida State	11-2	244	17
21	Penn State	11-2	125	21
22	Texas Tech	9-3	112	22
23	Wichita State	11-1	82	25
24	Arizona	10-3	74	24
25	Iowa	10-3	62	NR

First-place votes in ()

ASSOCIATED PRESS POLL**TOP 25 RANKINGS**

(as of Jan. 5, 2020)

RANK	SCHOOL	RECORD	POINTS	PREV
1	Gonzaga (54)	16-1	1,607	1
2	Duke (9)	13-1	1,545	2
3	Kansas (2)	11-2	1,513	3
4	Baylor	11-1	1,386	6
5	Auburn	13-0	1,317	8
6	Butler	14-1	1,181	11
7	San Diego State	15-0	1,130	13
8	Michigan State	12-3	1,129	14
9	Oregon	12-3	1,075	4
10	Florida State	13-2	966	18
11	Ohio State	11-3	924	5
12	Maryland	12-2	863	15
13	Louisville	11-3	844	7
14	Kentucky	10-3	811	17
15	Dayton	13-2	614	20
16	Villanova	10-3	604	10
17	West Virginia	11-2	599	16
18	Virginia	11-2	556	19
19	Michigan	10-4	502	12
20	Penn State	12-2	456	21
21	Memphis	12-2	455	9
22	Texas Tech	10-3	287	22
23	Wichita State	13-1	252	24
24	Arizona	11-3	184	25
25	Colorado	12-3	81	NR

First-place votes in ()

LAST TIME OUT

Official Basketball Box Score -- Game Totals -- Final Statistics

Denver vs South Dakota

01/05/20 3:30 pm at Vermillion, S.D. (Sanford Coyote SC)

Denver 78 • 4-13,0-3 Summit

##	Player		Total			3-Ptr			Rebounds			PF	TP	A	TO	Blk	Stl	Min
			FG-FGA	FG-FGA	FT-FTA	FG-FGA	FG-FGA	FT-FTA	Off	Def	Tot							
12	Alperen Kurnaz	f	3-5	1-3	0-0	0	3	3	3	7	0	2	0	0	0	0	21	
21	Robert Jones	f	4-6	0-0	7-11	1	4	5	4	15	0	2	0	0	0	32		
00	Ade Murkey	g	7-15	0-3	5-6	0	7	7	1	19	5	2	0	0	0	36		
03	Jase Townsend	g	9-11	3-4	5-7	1	8	9	1	26	2	2	0	1	36			
04	Taelyr Gatlin	g	2-5	2-2	0-0	0	3	3	4	6	2	1	0	0	33			
01	David Nzekwesi		0-4	0-1	0-0	1	1	2	2	0	2	0	0	0	9			
02	Roscoe Eastmond		1-2	0-0	0-0	0	0	0	4	2	0	0	0	0	16			
10	Joseph Lanzi		1-4	1-4	0-0	0	5	5	4	3	1	0	0	0	17			
11	Owen McGlashan		0-0	0-0	0-0	0	0	0	0	0	0	0	0	0	0+			
Team						1	0	1										
Totals			27-52	7-17	17-24	4	31	35	23	78	12	9	0	1	200			

FG % 1st Half: 13-29 44.8% 2nd half: 14-23 60.9% Game: 27-52 51.9%
 3FG % 1st Half: 2-9 22.2% 2nd half: 5-8 62.5% Game: 7-17 41.2%
 FT % 1st Half: 3-4 75.0% 2nd half: 14-20 70.0% Game: 17-24 70.8%

Deadball
Rebounds
3

South Dakota 80 • 10-7,1-2 Summit

##	Player		Total			3-Ptr			Rebounds			PF	TP	A	TO	Blk	Stl	Min
			FG-FGA	FG-FGA	FT-FTA	FG-FGA	FG-FGA	FT-FTA	Off	Def	Tot							
25	Tyler Hagedorn	f	7-13	3-6	9-10	0	6	6	3	26	5	1	2	0	34			
00	Stanley Umude	g	4-12	1-5	0-0	0	2	2	0	9	0	1	1	1	28			
03	Triston Simpson	g	3-9	1-5	0-1	0	2	2	5	7	3	0	0	1	37			
10	Cody Kelley	g	4-8	4-7	4-4	0	3	3	4	16	1	1	0	0	31			
22	Tyler Peterson	g	5-5	1-1	6-9	0	3	3	4	17	1	1	0	0	34			
01	Ty Chisom		0-0	0-0	0-0	0	1	1	0	0	0	0	0	0	6			
02	Simeon Jovic		0-0	0-0	2-2	0	0	0	0	2	0	0	0	0	3			
05	Kruz Perrott-Hunt		0-1	0-1	0-0	0	2	2	0	0	0	0	0	0	5			
13	Matt Johns		0-1	0-1	0-0	1	1	2	3	0	0	0	0	0	10			
20	Brandon Armstrong		1-5	1-3	0-0	0	2	2	0	3	0	1	1	1	12			
Team						1	1	2										
Totals			24-54	11-29	21-26	2	23	25	19	80	10	5	4	3	200			

FG % 1st Half: 15-29 51.7% 2nd half: 9-25 36.0% Game: 24-54 44.4%
 3FG % 1st Half: 8-16 50.0% 2nd half: 3-13 23.1% Game: 11-29 37.9%
 FT % 1st Half: 0-0 0.0% 2nd half: 21-26 80.8% Game: 21-26 80.8%

Deadball
Rebounds
2,2

Officials: Tuscon Grigg,Robert Felder,Lewis Garrison

Technical fouls: Denver-None. South Dakota-None.

Attendance: 2014

2019-20 Men's Basketball. Round: 0. Denver vs South Dakota. Played at Sanford

Score by periods	1st	2nd	Total
Denver	31	47	78
South Dakota	38	42	80

	In	Off	2nd	Fast	
Points	Paint	T/O	Chance	Break	Bench
DEN	32	5	7	10	5
SD	16	12	1	17	5

Last FG - DEN 2nd-00:02, SD 2nd-07:42.
 Largest lead - DEN None, SD by 12 2nd-15:24.
 DEN led for 00:00. SD led for 38:46. Game was tied for 00:34.

Score tied - 0 times.
 Lead changed - 0 times.

LAST TIME VS. SOUTH DAKOTA STATE

Official Basketball Box Score -- Game Totals -- Final Statistics

South Dakota State vs Denver

02/03/19 1:00 pm at Denver, Colo. (Magness Arena)

South Dakota State 92 • 19-6, 9-1

##	Player		Total			3-Ptr			Rebounds			PF	TP	A	TO	Blk	Stl	Min
			FG-FGA	FG-FGA	FT-FTA	FG-FGA	FG-FGA	FT-FTA	Off	Def	Tot							
24	Mike Daum	f	12-19	2-4	2-3	4	8	12	4	28	3	3	2	0			34	
01	Skyler Flatten	g	14-18	8-12	0-0	0	2	2	3	36	4	1	0	4			37	
02	Tevin King	g	4-8	0-3	4-4	0	3	3	1	12	4	4	0	2			34	
05	David Jenkins	g	3-11	3-9	2-2	0	3	3	4	11	0	1	0	0			29	
34	Alex Arians	g	2-4	1-1	0-0	1	5	6	4	5	1	0	0	0			35	
04	Ryan Krueger		0-0	0-0	0-0	0	0	0	0	0	0	0	0	0			2	
10	Alou Dillon		0-0	0-0	0-0	0	0	0	1	0	0	0	0	0			2	
23	Owen King		0-3	0-0	0-0	0	1	1	4	0	5	2	0	0			20	
32	Matt Dentlinger		0-0	0-0	0-0	0	0	0	1	0	0	0	0	0			7	
Team						1	2	3										
Totals			35-63	14-29	8-9	6	24	30	22	92	17	11	2	6			200	

FG % 1st Half: 16-32 50.0% 2nd half: 19-31 61.3% Game: 35-63 55.6%
 3FG % 1st Half: 5-12 41.7% 2nd half: 9-17 52.9% Game: 14-29 48.3%
 FT % 1st Half: 5-5 100.0 2nd half: 3-4 75.0% Game: 8-9 88.9%

Deadball
Rebounds
0

Denver 82 • 7-16, 2-7

##	Player		Total			3-Ptr			Rebounds			PF	TP	A	TO	Blk	Stl	Min
			FG-FGA	FG-FGA	FT-FTA	FG-FGA	FG-FGA	FT-FTA	Off	Def	Tot							
25	Ronnie Harrell Jr.	f	3-9	0-3	1-1	2	7	9	2	7	1	2	1	2			27	
30	Donoven Carlisle	f	2-4	0-1	0-0	1	4	5	1	4	0	4	0	0			16	
32	Abiola Akintola	f	2-4	0-0	0-0	1	1	2	2	4	0	1	0	0			23	
00	Ade Murkey	g	2-10	0-1	6-6	4	1	5	2	10	1	1	1	1			23	
02	Joe Rosga	g	2-8	1-4	0-0	0	1	1	1	5	2	0	0	0			32	
01	David Nzekwesi		6-6	2-2	7-7	2	4	6	2	21	0	2	0	0			17	
03	Jase Townsend		6-10	3-7	2-2	0	1	1	1	17	1	0	0	0			24	
04	Taelyr Gatlin		0-3	0-3	2-2	0	0	0	2	2	1	0	0	1			15	
05	Elvin Rodriguez		2-4	2-2	3-4	1	2	3	2	9	1	1	0	0			10	
12	Alperen Kurnaz		0-0	0-0	3-4	0	2	2	0	3	0	0	0	0			11	
20	Drew Joiner		0-1	0-1	0-0	0	0	0	0	0	0	0	0	0			2	
Team						0	0	0										
Totals			25-59	8-24	24-26	11	23	34	15	82	7	11	2	4			200	

FG % 1st Half: 11-32 34.4% 2nd half: 14-27 51.9% Game: 25-59 42.4%
 3FG % 1st Half: 2-10 20.0% 2nd half: 6-14 42.9% Game: 8-24 33.3%
 FT % 1st Half: 7-7 100.0 2nd half: 17-19 89.5% Game: 24-26 92.3%

Deadball
Rebounds
1

Officials: Tim Stewart, Bret Wegenke, Kelly Pfeifer

Technical fouls: South Dakota State-None. Denver-None.

Attendance: 1641

2018-19 Men's Basketball. Round: 0. Denver vs South Dakota St.. Played at .

Score by periods	1st	2nd	Total
South Dakota State	42	50	92
Denver	31	51	82

	In	Off	2nd	Fast	
Points	Paint	T/O	Chance	Break	Bench
SDSU	38	9	4	13	0
DEN	20	11	11	2	52

Last FG - SDSU 2nd-02:15, DEN 2nd-00:04.

Largest lead - SDSU by 25 2nd-13:35, DEN by 3 1st-14:46.

SDSU led for 34:44. DEN led for 01:11. Game was tied for 04:01.

Score tied - 5 times.

Lead changed - 2 times.

2019-20 SEASON STATISTICS

#	Player	gp-gs	min	avg	fg-fga	fg%	3fg-fga	3fg%	ft-fta	ft%	off	def	tot	avg	pf	dq	a	to	blk	stl	pts	avg
03	Jase Townsend	17-17	549	32.3	101-218	.463	35-87	.402	33-41	.805	6	82	88	5.2	45	1	31	36	2	15	270	15.9
00	Ade Murkey	17-17	510	30.0	90-191	.471	10-28	.357	60-83	.723	14	80	94	5.5	32	1	33	33	12	21	250	14.7
21	Robert Jones	17-9	368	21.6	49-107	.458	0-0	.000	28-66	.424	27	43	70	4.1	44	1	11	28	4	13	126	7.4
01	David Nzekwesi	15-8	293	19.5	37-91	.407	4-16	.250	25-43	.581	20	45	65	4.3	29	0	5	14	7	6	103	6.9
02	Roscoe Eastmond	17-4	381	22.4	32-81	.395	4-14	.286	17-26	.654	5	24	29	1.7	25	1	52	38	1	15	85	5.0
10	Joseph Lanzi	17-0	275	16.2	24-65	.369	11-35	.314	11-13	.846	3	33	36	2.1	39	1	17	28	0	6	70	4.1
04	Taelyr Gatlin	17-14	392	23.1	24-74	.324	9-32	.281	9-15	.600	2	46	48	2.8	34	0	18	21	0	13	66	3.9
12	Alperen Kurnaz	17-14	296	17.4	18-56	.321	7-32	.219	17-17	1.000	11	37	48	2.8	35	1	15	11	0	4	60	3.5
05	Ray Kowalski	10-0	88	8.8	10-17	.588	5-11	.455	2-5	.400	0	7	7	0.7	11	0	1	4	1	4	27	2.7
22	Tristan Green	15-2	187	12.5	8-22	.364	3-7	.429	2-5	.400	7	19	26	1.7	25	1	9	16	6	6	21	1.4
42	Javonni Bickham	7-0	30	4.3	1-5	.200	0-1	.000	7-10	.700	3	3	6	0.9	4	0	0	2	0	0	9	1.3
11	Owen McGlashan	9-0	40	4.4	2-5	.400	1-1	1.000	3-4	.750	3	7	10	1.1	7	0	0	6	1	0	8	0.9
13	Khalil Johnson	5-0	10	2.0	0-1	.000	0-1	.000	4-4	1.000	0	0	0	0.0	0	0	0	2	0	0	4	0.8
34	James Sanders IV	3-0	3	1.0	0-0	.000	0-0	.000	0-0	.000	0	1	1	0.3	0	0	0	0	0	0	0	0.0
14	Ryan Heath	3-0	3	1.0	0-0	.000	0-0	.000	0-0	.000	0	0	0	0.0	0	0	0	0	0	0	0	0.0
Team											20	12	32					4				
Total.....		17	3425		396-933	.424	89-265	.336	218-332	.657	121	439	560	32.9	330	7	192	243	34	103	1099	64.6
Opponents.....		17	3425		433-948	.457	134-437	.307	246-336	.732	128	480	608	35.8	318	-	226	230	45	109	1246	73.3

Score by Periods	1st	2nd	OT	Totals
Denver	513	578	8	1099
Opponents	620	612	14	1246

2019-20 TEAM STATISTICS

RESULTS

TEAM STATISTICS	DEN	OPP	Date	Opponent	Result	High Scorer	High Reb.
SCORING	1099	1246	11/5	Colorado State	L, 74-63	Murkey 18	Gatlin 6
Points per game	64.6	73.3	11/9	Utah Valley	W, 74-62	Lanzi 20	Murkey 6
Scoring margin	-8.6	-	11/12	No. 17 Utah State	L, 97-56	Murkey 14	Townsend 4
FIELD GOALS-ATT	396-933	433-949	11/16	Western Colo.	W, 72-55	Townsend 21	Townsend 10
Field goal pct	.424	.456	11/23	UC Riverside	L, 73-49	Eastmond 11	Two with 5
3 POINT FG-ATT	89-265	134-437	11/27	Santa Clara	L, 81-64	Townsend 15	Murkey 8
3-point FG pct	.336	.307	11/29	Cal State Fullerton	W, 65-62	Murkey 17	Gatlin 6
3-pt FG made per game	5.2	7.9	11/30	Southeast Missouri	L, 66-51	Murkey 15	Jones 8
FREE THROWS-ATT	218-332	246-336	12/3	Jackson State	W, 67-58	Two with 17	Townsend 7
Free throw pct	.657	.732	12/8	UCLA	L, 81-62	Murkey 18	Nzekwesi 6
F-Throws made per game	12.8	14.5	12/10	New Mexico State	L, 72-67	Townsend 29	Kurnaz 7
REBOUNDS	560	609	12/14	Air Force	L, 79-75	Murkey 26	Townsend 9
Rebounds per game	32.9	35.8	12/17	Northern Colorado	L, 86-64	Murkey 17	Murkey 11
Rebounding margin	-2.9	-	12/21	Wyoming	L, 72-66 OT	Townsend 24	Nzekwesi 12
ASSISTS	192	226	12/29	North Dakota St	L, 66-55	Townsend 17	Murkey 11
Assists per game	11.3	13.3	1/2	North Dakota	L, 82-71	Townsend 23	Nzekwesi 8
TURNOVERS	243	230	1/5	South Dakota	L, 80-78	Townsend 26	Townsend 9
Turnovers per game	14.3	13.5					
Turnover margin	-0.8	-					
Assist/turnover ratio	0.8	1.0					
STEALS	103	109					
Steals per game	6.1	6.4					
BLOCKS	35	45					
Blocks per game	2.1	2.6					
WINNING STREAK	0	-					
Home win streak	0	-					
ATTENDANCE	7614	20166					
Home games-Avg/Game	8-952	7-2737					
Neutral site-Avg/Game	-	2-504					

Score by Periods	1st	2nd	OT	Totals
Denver	513	578	8	1099
Opponents	620	612	14	1246

2019-20 GAME HIGHS/LOWS

2019-20 Denver Men's Basketball Denver Team High/Low Analysis (as of Jan 07, 2020) All games

Denver - TEAM GAME HIGHS

POINTS	78	at South Dakota (01/05/20)
	75	AIR FORCE (12/14/19)
	74	UTAH VALLEY (11/09/19)
	72	WESTERN COLO. (11/16/19)
	71	NORTH DAKOTA (01/02/20)
FIELD GOALS MADE	32	UTAH VALLEY (11/09/19)
	29	AIR FORCE (12/14/19)
FIELD GOAL ATTEMPTS	66	UTAH VALLEY (11/09/19)
	65	NORTH DAKOTA (01/02/20)
FIELD GOAL PERCENTAGE	.543 (19-35)	JACKSON ST. (12/03/19)
	.519 (27-52)	at South Dakota (01/05/20)
3 PT FIELD GOALS MADE	11	AIR FORCE (12/14/19)
	8	WYOMING (12/21/19)
3 PT FG ATTEMPTS	22	WYOMING (12/21/19)
	22	AIR FORCE (12/14/19)
3 PT FG PERCENTAGE	.583 (7-12)	UTAH VALLEY (11/09/19)
	.500 (11-22)	AIR FORCE (12/14/19)
FREE THROWS MADE	23	JACKSON ST. (12/03/19)
	23	vs Cal St. Fullerton (11/29/19)
FREE THROW ATTEMPTS	34	WYOMING (12/21/19)
	32	JACKSON ST. (12/03/19)
FREE THROW PERCENTAGE	.955 (21-22)	NORTH DAKOTA (01/02/20)
	.821 (23-28)	vs Cal St. Fullerton (11/29/19)
REBOUNDS	46	WYOMING (12/21/19)
	44	WESTERN COLO. (11/16/19)
ASSISTS	19	at Santa Clara (11/27/19)
	17	AIR FORCE (12/14/19)
STEALS	12	vs Southeast Mo. St. (11/30/19)
	11	WESTERN COLO. (11/16/19)
BLOCKED SHOTS	6	at Northern Colo. (12/17/19)
	5	at Utah State (11/12/19)
TURNOVERS	27	JACKSON ST. (12/03/19)
	25	at Northern Colo. (12/17/19)
FOULS	25	WYOMING (12/21/19)
	25	at Colorado St. (11/05/19)

2019-20 Denver Men's Basketball Denver High/Low Analysis (as of Jan 07, 2020) All games

Opponent - GAME HIGHS

POINTS	97	at Utah State (11/12/19)
	86	at Northern Colo. (12/17/19)
	82	NORTH DAKOTA (01/02/20)
	81	at UCLA (12/08/19)
	81	at Santa Clara (11/27/19)
FIELD GOALS MADE	32	at Santa Clara (11/27/19)
	32	at Utah State (11/12/19)
FIELD GOAL ATTEMPTS	67	at Utah State (11/12/19)
	66	JACKSON ST. (12/03/19)
FIELD GOAL PERCENTAGE	.540 (27-50)	vs Southeast Mo. St. (11/30/19)
	.508 (32-63)	at Santa Clara (11/27/19)
3 PT FIELD GOALS MADE	14	at Utah State (11/12/19)
	13	AIR FORCE (12/14/19)
3 PT FG ATTEMPTS	42	WESTERN COLO. (11/16/19)
	31	at UC Riverside (11/23/19)
3 PT FG PERCENTAGE	.481 (13-27)	AIR FORCE (12/14/19)
	.474 (9-19)	at Northern Colo. (12/17/19)
FREE THROWS MADE	26	NORTH DAKOTA (01/02/20)
	21	at South Dakota (01/05/20)
	21	WYOMING (12/21/19)
	21	at Northern Colo. (12/17/19)
	21	at Colorado St. (11/05/19)
FREE THROW ATTEMPTS	31	NORTH DAKOTA (01/02/20)
	28	WYOMING (12/21/19)
	28	at Northern Colo. (12/17/19)
FREE THROW PERCENTAGE	.839 (26-31)	NORTH DAKOTA (01/02/20)
	.808 (21-26)	at South Dakota (01/05/20)
	.808 (21-26)	at Colorado St. (11/05/19)
REBOUNDS	50	at Utah State (11/12/19)
	41	NORTH DAKOTA (01/02/20)
	41	at UCLA (12/08/19)
ASSISTS	23	at Utah State (11/12/19)
	21	at Santa Clara (11/27/19)
STEALS	15	JACKSON ST. (12/03/19)
	12	vs Southeast Mo. St. (11/30/19)
BLOCKED SHOTS	7	UTAH VALLEY (11/09/19)
	6	WYOMING (12/21/19)
TURNOVERS	22	vs Southeast Mo. St. (11/30/19)
	19	NEW MEXICO ST. (12/10/19)
FOULS	27	JACKSON ST. (12/03/19)
	26	at Northern Colo. (12/17/19)

2019-20 Denver Men's Basketball Denver High/Low Analysis (as of Jan 07, 2020) All games

Denver - GAME LOWS

POINTS	49	at UC Riverside (11/23/19)
	51	vs Southeast Mo. St. (11/30/19)
	55	NORTH DAKOTA ST. (12/29/19)
	56	at Utah State (11/12/19)
	62	at UCLA (12/08/19)
FIELD GOALS MADE	18	at UC Riverside (11/23/19)
	19	JACKSON ST. (12/03/19)
	19	NORTH DAKOTA ST. (12/29/19)
FIELD GOAL ATTEMPTS	35	JACKSON ST. (12/03/19)
	46	at Northern Colo. (12/17/19)
FIELD GOAL PERCENTAGE	.322 (19-59)	NORTH DAKOTA ST. (12/29/19)
	.333 (18-54)	at UC Riverside (11/23/19)
3 PT FIELD GOALS MADE	1	vs Southeast Mo. St. (11/30/19)
	2	at UC Riverside (11/23/19)
	2	vs Cal St. Fullerton (11/29/19)
	2	at Northern Colo. (12/17/19)
3 PT FG ATTEMPTS	8	at Northern Colo. (12/17/19)
	12	UTAH VALLEY (11/09/19)
	12	at UC Riverside (11/23/19)
	12	vs Cal St. Fullerton (11/29/19)
3 PT FG PERCENTAGE	.063 (1-16)	vs Southeast Mo. St. (11/30/19)
	.167 (2-12)	at UC Riverside (11/23/19)
	.167 (2-12)	vs Cal St. Fullerton (11/29/19)
FREE THROWS MADE	3	UTAH VALLEY (11/09/19)
	6	at Santa Clara (11/27/19)
	6	AIR FORCE (12/14/19)
FREE THROW ATTEMPTS	6	UTAH VALLEY (11/09/19)
	8	AIR FORCE (12/14/19)
FREE THROW PERCENTAGE	.471 (16-34)	WYOMING (12/21/19)
	.500 (3-6)	UTAH VALLEY (11/09/19)
	.500 (11-22)	at UC Riverside (11/23/19)
REBOUNDS	25	at Utah State (11/12/19)
	27	at UCLA (12/08/19)
	27	NEW MEXICO ST. (12/10/19)
ASSISTS	5	at Northern Colo. (12/17/19)
	7	at UC Riverside (11/23/19)
STEALS	1	at South Dakota (01/05/20)
	2	at Colorado St. (11/05/19)
BLOCKED SHOTS	0	at UCLA (12/08/19)
	0	NORTH DAKOTA (01/02/20)

2019-20 Denver Men's Basketball Denver High/Low Analysis (as of Jan 07, 2020) All games

Opponent - GAME LOWS

POINTS	55	WESTERN COLO. (11/16/19)
	58	JACKSON ST. (12/03/19)
	62	UTAH VALLEY (11/09/19)
	62	vs Cal St. Fullerton (11/29/19)
	66	vs Southeast Mo. St. (11/30/19)
	66	NORTH DAKOTA ST. (12/29/19)
FIELD GOALS MADE	17	WESTERN COLO. (11/16/19)
	22	vs Cal St. Fullerton (11/29/19)
	22	WYOMING (12/21/19)
FIELD GOAL ATTEMPTS	50	at Colorado St. (11/05/19)
	50	vs Cal St. Fullerton (11/29/19)
	50	vs Southeast Mo. St. (11/30/19)
FIELD GOAL PERCENTAGE	.315 (17-54)	WESTERN COLO. (11/16/19)
	.394 (26-66)	JACKSON ST. (12/03/19)
3 PT FIELD GOALS MADE	2	JACKSON ST. (12/03/19)
	4	vs Cal St. Fullerton (11/29/19)
3 PT FG ATTEMPTS	19	at Northern Colo. (12/17/19)
	20	vs Cal St. Fullerton (11/29/19)
3 PT FG PERCENTAGE	.083 (2-24)	JACKSON ST. (12/03/19)
	.200 (4-20)	vs Cal St. Fullerton (11/29/19)
FREE THROWS MADE	4	JACKSON ST. (12/03/19)
	5	vs Southeast Mo. St. (11/30/19)
FREE THROW ATTEMPTS	8	vs Southeast Mo. St. (11/30/19)
	9	JACKSON ST. (12/03/19)
FREE THROW PERCENTAGE	.444 (4-9)	JACKSON ST. (12/03/19)
	.563 (9-16)	WESTERN COLO. (11/16/19)
REBOUNDS	26	JACKSON ST. (12/03/19)
	26	at South Dakota (01/05/20)
ASSISTS	7	UTAH VALLEY (11/09/19)
	9	at Northern Colo. (12/17/19)
STEALS	3	UTAH VALLEY (11/09/19)
	3	AIR FORCE (12/14/19)
	3	WYOMING (12/21/19)
	3	at South Dakota (01/05/20)
BLOCKED SHOTS	0	vs Southeast Mo. St. (11/30/19)
	0	NORTH DAKOTA (01/02/20)
TURNOVERS	5	at South Dakota (01/05/20)
	9	at UCLA (12/08/19)
FOULS	10	UTAH VALLEY (11/09/19)

2019-20 POINTS-REBOUNDS-ASSISTS

Opponent	Date	Score		00	01	02	03	04	05	10
				MURKEY,ADE	NZEKWESI,D	EASTMOND,R	TOWNSEND,J	GATLIN,TAE	KOWALSKI,R	LANZI,JOSE
at Colorado St.	11/05/19	63-74	L	18-4-0	10-4-0	10-3-2	7-4-2	10-6-3	DNP	3-3-0
UTAH VALLEY	11/09/19	74-62	w	9-6-3	6-1-1	2-1-3	18-5-2	5-3-2	DNP	20-1-1
at Utah State	11/12/19	56-97	L	14-2-0	12-2-0	8-1-2	3-4-3	0-0-0	6-2-1	3-1-1
WESTERN COLO.	11/16/19	72-55	w	7-4-1	7-7-0	2-0-5	21-10-0	9-6-1	0-0-0	5-2-0
at UC Riverside	11/23/19	49-73	L	5-4-2	2-5-1	11-4-2	8-3-0	4-3-1	0-0-0	2-1-0
at Santa Clara	11/27/19	64-81	L	8-8-3	8-5-1	6-1-7	15-5-2	2-1-1	DNP	9-2-4
vs Cal St. Fullerton	11/29/19	65-62	w	17-5-2	DNP	6-2-2	4-5-1	5-6-1	3-0-0	4-3-1
vs Southeast Mo. St.	11/30/19	51-66	L	15-4-1	DNP	6-0-2	13-5-2	0-1-2	0-0-0	2-7-2
JACKSON ST.	12/03/19	67-58	w	17-6-1	10-6-0	5-3-1	17-7-7	5-5-0	DNP	4-3-2
at UCLA	12/08/19	62-81	L	18-3-1	7-6-0	1-3-3	10-1-1	0-0-0	1-0-0	9-1-3
NEW MEXICO ST.	12/10/19	67-72	L	22-4-3	2-2-0	2-1-3	29-4-2	2-2-0	DNP	2-1-1
AIR FORCE	12/14/19	75-79	L	26-4-6	4-3-0	3-1-5	23-9-1	0-0-1	10-2-0	0-1-1
at Northern Colo.	12/17/19	64-86	L	17-11-2	6-0-0	4-1-2	12-2-0	4-1-0	7-3-0	4-0-0
WYOMING	12/21/19	66-72	L	13-8-0	15-12-0	0-3-7	24-4-2	3-3-1	0-0-0	0-1-0
NORTH DAKOTA ST.	12/29/19	55-66	L	15-11-2	4-2-0	7-1-2	17-7-3	4-4-1	0-0-0	0-3-0
NORTH DAKOTA	01/02/20	71-82	L	10-3-1	10-8-0	10-4-4	23-4-1	7-4-2	DNP	0-1-0
at South Dakota	01/05/20	78-80	L	19-7-5	0-2-2	2-0-0	26-9-2	6-3-2	DNP	3-5-1

Opponent	Date	Score		11	12	13	14	21	22	34
				MCGLASHAN,	KURNAZ,ALP	JOHNSON,KH	HEATH,RYAN	JONES,ROBE	GREEN,TRIS	IV,JAMES S
at Colorado St.	11/05/19	63-74	L	DNP	0-2-1	DNP	DNP	5-1-0	0-3-1	DNP
UTAH VALLEY	11/09/19	74-62	w	0-1-0	4-2-1	0-0-0	0-0-0	8-4-1	2-3-2	0-0-0
at Utah State	11/12/19	56-97	L	0-2-0	4-3-0	0-0-0	DNP	2-3-2	2-2-0	DNP
WESTERN COLO.	11/16/19	72-55	w	0-1-0	2-4-3	DNP	DNP	12-5-1	7-3-0	DNP
at UC Riverside	11/23/19	49-73	L	0-0-0	10-1-1	2-0-0	DNP	4-5-0	0-3-0	DNP
at Santa Clara	11/27/19	64-81	L	DNP	2-3-0	DNP	DNP	14-4-1	0-2-0	DNP
vs Cal St. Fullerton	11/29/19	65-62	w	DNP	7-3-0	DNP	DNP	16-5-2	0-1-1	DNP
vs Southeast Mo. St.	11/30/19	51-66	L	DNP	0-2-0	DNP	DNP	12-8-0	0-0-0	DNP
JACKSON ST.	12/03/19	67-58	w	DNP	4-4-0	DNP	DNP	2-2-0	3-3-2	DNP
at UCLA	12/08/19	62-81	L	2-0-0	2-3-1	2-0-0	0-0-0	7-5-2	3-1-1	0-0-0
NEW MEXICO ST.	12/10/19	67-72	L	DNP	2-7-2	DNP	DNP	4-2-1	2-0-0	DNP
AIR FORCE	12/14/19	75-79	L	DNP	3-5-2	DNP	DNP	6-2-1	0-1-0	DNP
at Northern Colo.	12/17/19	64-86	L	3-4-0	0-0-0	0-0-0	0-0-0	7-7-0	0-1-1	0-1-0
WYOMING	12/21/19	66-72	L	3-2-0	3-2-3	DNP	DNP	5-7-0	0-2-0	DNP
NORTH DAKOTA ST.	12/29/19	55-66	L	0-0-0	5-1-0	DNP	DNP	3-2-0	DNP	DNP
NORTH DAKOTA	01/02/20	71-82	L	DNP	5-3-1	DNP	DNP	4-3-0	2-1-1	DNP
at South Dakota	01/05/20	78-80	L	0-0-0	7-3-0	DNP	DNP	15-5-0	DNP	DNP

2019-20 DENVER GAME-BY-GAME

Opponent	Date	Score		fg-fga	pct	3fg-fga	pct	ft-fa	pct	off	def	tot	avg	pf	a	t/o	blk	stl	pts	avg
at Colorado St.	11/05/19	63-74	L	24-58	.414	7-21	.333	8-15	.533	9	21	30	30.0	25	9	14	3	2	63	63.0
UTAH VALLEY	11/09/19	74-62	W	32-66	.485	7-12	.583	3-6	.500	6	23	29	29.5	15	16	7	4	4	74	68.5
at Utah State	11/12/19	56-97	L	21-54	.389	4-16	.250	10-14	.714	3	22	25	28.0	21	9	15	5	4	56	64.3
WESTERN COLO.	11/16/19	72-55	W	27-62	.435	5-15	.333	13-21	.619	8	36	44	32.0	16	11	11	3	11	72	66.2
at UC Riverside	11/23/19	49-73	L	18-54	.333	2-12	.167	11-22	.500	5	24	29	31.4	16	7	8	1	5	49	62.8
at Santa Clara	11/27/19	64-81	L	27-59	.458	4-13	.308	6-9	.667	6	27	33	31.7	16	19	19	1	10	64	63.0
vs Cal St. Fullerton	11/29/19	65-62	W	20-50	.400	2-12	.167	23-28	.821	7	25	32	31.7	19	10	10	1	7	65	63.3
vs Southeast Mo. St.	11/30/19	51-66	L	20-52	.385	1-16	.063	10-18	.556	14	18	32	31.8	16	9	20	1	12	51	61.8
JACKSON ST.	12/03/19	67-58	W	19-35	.543	6-13	.462	23-32	.719	2	38	40	32.7	15	13	27	1	5	67	62.3
at UCLA	12/08/19	62-81	L	21-47	.447	7-19	.368	13-22	.591	6	21	27	32.1	24	12	17	0	3	62	62.3
NEW MEXICO ST.	12/10/19	67-72	L	26-57	.456	5-13	.385	10-15	.667	6	21	27	31.6	19	12	15	2	8	67	62.7
AIR FORCE	12/14/19	75-79	L	29-59	.492	11-22	.500	6-8	.750	6	24	30	31.5	21	17	11	1	3	75	63.8
at Northern Colo.	12/17/19	64-86	L	23-46	.500	2-8	.250	16-27	.593	9	27	36	31.8	24	5	25	6	8	64	63.8
WYOMING	12/21/19	66-72	Lot	21-58	.362	8-22	.364	16-34	.471	14	32	46	32.9	25	13	15	3	6	66	63.9
NORTH DAKOTA ST.	12/29/19	55-66	L	19-59	.322	5-14	.357	12-15	.800	6	27	33	32.9	12	8	10	2	7	55	63.3
NORTH DAKOTA	01/02/20	71-82	L	22-65	.338	6-20	.300	21-22	.955	10	22	32	32.8	23	10	10	0	7	71	63.8
at South Dakota	01/05/20	78-80	L	27-52	.519	7-17	.412	17-24	.708	4	31	35	32.9	23	12	9	1	1	78	64.6
Denver		1099		396-933	.424	89-265	.336	218-332	.657	121	439	560	32.9	330	192	243	35	103	1099	64.6
Opponents		1246		433-949	.456	134-437	.307	246-336	.732	129	480	609	35.8	318	226	230	45	109	1246	73.3

Games played: 17
 Points/game: 64.6
 FG Pct: 42.4
 3FG Pct: 33.6
 FT Pct: 65.7

Rebounds/game: 32.9
 Assists/game: 11.3
 Turnovers/game: 14.3
 Assist/turnover ratio: 0.8
 Steals/game: 6.1
 Blocks/game: 2.1

2019-20 OPPONENT GAME-BY-GAME

Opponent	Date	Score		fg-fga	pct	3fg-fga	pct	ft-fa	pct	off	def	tot	avg	pf	a	t/o	blk	stl	pts	avg
at Colorado St.	11/05/19	63-74	L	23-50	.460	7-23	.304	21-26	.808	7	28	35	35.0	18	12	14	1	4	74	74.0
UTAH VALLEY	11/09/19	74-62	W	23-53	.434	5-23	.217	11-14	.786	8	29	37	36.0	10	7	14	7	3	62	68.0
at Utah State	11/12/19	56-97	L	32-67	.478	14-30	.467	19-24	.792	17	33	50	40.7	15	23	12	4	10	97	77.7
WESTERN COLO.	11/16/19	72-55	W	17-54	.315	12-42	.286	9-16	.563	5	34	39	40.2	17	15	17	3	5	55	72.0
at UC Riverside	11/23/19	49-73	L	27-56	.482	9-31	.290	10-16	.625	6	32	38	39.8	22	15	11	3	4	73	72.2
at Santa Clara	11/27/19	64-81	L	32-63	.508	7-28	.250	10-14	.714	7	28	35	39.0	14	21	14	5	9	81	73.7
vs Cal St. Fullerton	11/29/19	65-62	W	22-50	.440	4-20	.200	14-21	.667	6	24	30	37.7	22	10	12	2	5	62	72.0
vs Southeast Mo. St.	11/30/19	51-66	L	27-50	.540	7-24	.292	5-8	.625	8	25	33	37.1	20	13	22	0	12	66	71.2
JACKSON ST.	12/03/19	67-58	W	26-66	.394	2-24	.083	4-9	.444	6	20	26	35.9	27	12	12	1	15	58	69.8
at UCLA	12/08/19	62-81	L	28-59	.475	5-22	.227	20-27	.741	15	26	41	36.4	22	14	9	2	8	81	70.9
NEW MEXICO ST.	12/10/19	67-72	L	28-56	.500	8-22	.364	8-14	.571	9	29	38	36.5	17	12	19	1	9	72	71.0
AIR FORCE	12/14/19	75-79	L	25-54	.463	13-27	.481	16-21	.762	8	26	34	36.3	14	15	13	3	3	79	71.7
at Northern Colo.	12/17/19	64-86	L	28-58	.483	9-19	.474	21-28	.750	8	22	30	35.8	26	9	13	2	8	86	72.8
WYOMING	12/21/19	66-72	Lot	22-55	.400	7-27	.259	21-28	.750	5	33	38	36.0	22	11	12	6	3	72	72.7
NORTH DAKOTA ST.	12/29/19	55-66	L	24-51	.471	8-23	.348	10-13	.769	3	35	38	36.1	14	14	15	1	4	66	72.3
NORTH DAKOTA	01/02/20	71-82	L	25-52	.481	6-23	.261	26-31	.839	8	33	41	36.4	19	13	16	0	4	82	72.9
at South Dakota	01/05/20	78-80	L	24-55	.436	11-29	.379	21-26	.808	3	23	26	35.8	19	10	5	4	3	80	73.3
Opponents		1246		433-949	.456	134-437	.307	246-336	.732	129	480	609	35.8	318	226	230	45	109	1246	73.3
Denver		1099		396-933	.424	89-265	.336	218-332	.657	121	439	560	32.9	330	192	243	35	103	1099	64.6

Games played: 17
 Points/game: 73.3
 FG Pct: 45.6
 3FG Pct: 30.7
 FT Pct: 73.2

Rebounds/game: 35.8
 Assists/game: 13.3
 Turnovers/game: 13.5
 Assist/turnover ratio: 1.0
 Steals/game: 6.4
 Blocks/game: 2.6

2019-20 TEAM COMPARISONS

2019-20 Denver Men's Basketball Denver Team Game-by-Game Comparison (as of Jan 07, 2020) All games

Opponent	1st	2nd	Score	Mar	Total FG	FG Pct	3-Pointers	3FG Pct	Free Throws	FT Pct	Rebounds	Assist	T/Over	Block	Steal	Fouls
Colorado St.	26/34	37/40	63-74	(11)	24-58/23-50	.414/.460	7-21/7-23	.333/.304	8-15/21-26	.533/.808	30/35 (5)	9/12	14/14	3/1	2/4	25/18
UTAH VALLEY	39/30	35/32	74-62	+12	32-66/23-53	.485/.434	7-12/5-23	.583/.217	3-6/11-14	.500/.786	29/37 (8)	16/7	7/14	4/7	4/3	15/10
Utah State	27/53	29/44	56-97	(41)	21-54/32-67	.389/.478	4-16/14-30	.250/.467	10-14/19-24	.714/.792	25/50 (25)	9/23	15/12	5/4	4/10	21/15
WESTERN COLO.	39/28	33/27	72-55	+17	27-62/17-54	.435/.315	5-15/12-42	.333/.286	13-21/9-16	.619/.563	44/39 +5	11/15	11/17	3/3	11/5	16/17
UC Riverside	23/33	26/40	49-73	(24)	18-54/27-56	.333/.482	2-12/9-31	.167/.290	11-22/10-16	.500/.625	29/38 (9)	7/15	8/11	1/3	5/4	16/22
Santa Clara	31/36	33/45	64-81	(17)	27-59/32-63	.458/.508	4-13/7-28	.308/.250	6-9/10-14	.667/.714	33/35 (2)	19/21	19/14	1/5	10/9	16/14
Cal St. Fullerton	30/30	35/32	65-62	+3	20-50/22-50	.400/.440	2-12/4-20	.167/.200	23-28/14-21	.821/.667	32/30 +2	10/10	10/12	1/2	7/5	19/22
Southeast Mo. St.	20/29	31/37	51-66	(15)	20-52/27-50	.385/.540	1-16/7-24	.063/.292	10-18/5-8	.556/.625	32/33 (1)	9/13	20/22	1/0	12/12	16/20
JACKSON ST.	34/26	33/32	67-58	+9	19-35/26-66	.543/.394	6-13/2-24	.462/.083	23-32/4-9	.719/.444	40/26 +14	13/12	27/12	1/1	5/15	15/27
UCLA	32/43	30/38	62-81	(19)	21-47/28-59	.447/.475	7-19/5-22	.368/.227	13-22/20-27	.591/.741	27/41 (14)	12/14	17/9	0/2	3/8	24/22
NEW MEXICO ST.	28/37	39/35	67-72	(5)	26-57/28-56	.456/.500	5-13/8-22	.385/.364	10-15/8-14	.667/.571	27/38 (11)	12/12	15/19	2/1	8/9	19/17
AIR FORCE	31/45	44/34	75-79	(4)	29-59/25-54	.492/.463	11-22/13-27	.500/.481	6-8/16-21	.750/.762	30/34 (4)	17/15	11/13	1/3	3/3	21/14
Northern Colo.	35/52	29/34	64-86	(22)	23-46/28-58	.500/.483	2-8/9-19	.250/.474	16-27/21-28	.593/.750	36/30 +6	5/9	25/13	6/2	8/8	24/26
WYOMING	26/34	32/24	66-72	(6)	21-58/22-55	.362/.400	8-22/7-27	.364/.259	16-34/21-28	.471/.750	46/38 +8	13/11	15/12	3/6	6/3	25/22
NORTH DAKOTA ST.	33/33	22/33	55-66	(11)	19-59/24-51	.322/.471	5-14/8-23	.357/.348	12-15/10-13	.800/.769	33/38 (5)	8/14	10/15	2/1	7/4	12/14
NORTH DAKOTA	28/39	43/43	71-82	(11)	22-65/25-52	.338/.481	6-20/6-23	.300/.261	21-22/26-31	.955/.839	32/41 (9)	10/13	10/16	0/0	7/4	23/19
South Dakota	31/38	47/42	78-80	(2)	27-52/24-55	.519/.436	7-17/11-29	.412/.379	17-24/21-26	.708/.808	35/26 +9	12/10	9/5	1/4	1/3	23/19

Note: Game totals are displayed in the format TEAM/OPPONENT for each category

2019-20 DENVER PLAYER GAME HIGH

2019-20 Denver Men's Basketball Denver Player High/Low Analysis (as of Jan 07, 2020) All games

Denver - INDIVIDUAL GAME HIGHS

Points	29		Jase Townsend vs New Mexico St. (12/10/19)
	26		Jase Townsend at South Dakota (01/05/20)
	26		Ade Murkey vs Air Force (12/14/19)
	24		Jase Townsend vs Wyoming (12/21/19)
	23		Jase Townsend vs North Dakota (01/02/20)
	23		Jase Townsend vs Air Force (12/14/19)
Field Goals Made	10		Ade Murkey vs Air Force (12/14/19)
	10		Jase Townsend vs New Mexico St. (12/10/19)
Field Goal Att.	20		Jase Townsend vs Wyoming (12/21/19)
	19		Ade Murkey vs North Dakota St. (12/29/19)
FG Pct (min 5 made)	.889	(8-9)	Joseph Lanzi vs Utah Valley (11/09/19)
	.818	(9-11)	Jase Townsend at South Dakota (01/05/20)
3-Point FG Made	6		Jase Townsend vs Air Force (12/14/19)
	5		Jase Townsend vs New Mexico St. (12/10/19)
3-Point FG Att.	8		Jase Townsend vs Air Force (12/14/19)
	7		Jase Townsend vs Wyoming (12/21/19)
	7		Jase Townsend vs New Mexico St. (12/10/19)
3-Pt FG Pct (min 2 made)	1.000	(4-4)	Joseph Lanzi vs Utah Valley (11/09/19)
	1.000	(2-2)	Taelyr Gatlin at South Dakota (01/05/20)
	1.000	(2-2)	David Nzekwesi vs Wyoming (12/21/19)
Free Throws Made	9		Ade Murkey vs Cal St. Fullerton (11/29/19)
	8		Ade Murkey vs Jackson St. (12/03/19)
Free Throw Att.	12		David Nzekwesi vs Wyoming (12/21/19)
	11		Robert Jones at South Dakota (01/05/20)
	11		Ade Murkey vs New Mexico St. (12/10/19)
FT Pct (min 3 made)	1.000	(9-9)	Ade Murkey vs Cal St. Fullerton (11/29/19)
	1.000	(6-6)	Ade Murkey vs North Dakota (01/02/20)
	1.000	(6-6)	Jase Townsend vs Wyoming (12/21/19)
	1.000	(4-4)	Roscoe Eastmond vs North Dakota (01/02/20)
	1.000	(4-4)	Jase Townsend vs North Dakota (01/02/20)
	1.000	(4-4)	Jase Townsend vs New Mexico St. (12/10/19)
	1.000	(4-4)	David Nzekwesi at Utah State (11/12/19)
	1.000	(3-3)	Alperen Kurnaz vs Cal St. Fullerton (11/29/19)
Rebounds	12		David Nzekwesi vs Wyoming (12/21/19)
	11		Ade Murkey vs North Dakota St. (12/29/19)
	11		Ade Murkey at Northern Colo. (12/17/19)
Assists	7		Roscoe Eastmond vs Wyoming (12/21/19)
	7		Jase Townsend vs Jackson St. (12/03/19)
	7		Roscoe Eastmond at Santa Clara (11/27/19)
Steals	4		Jase Townsend vs North Dakota St. (12/29/19)
	4		Ade Murkey vs New Mexico St. (12/10/19)
	4		Taelyr Gatlin vs Cal St. Fullerton (11/29/19)
Blocked Shots	3		Ade Murkey at Northern Colo. (12/17/19)
	3		Ade Murkey at Utah State (11/12/19)
Turnovers	6		Roscoe Eastmond vs New Mexico St. (12/10/19)
	5		Jase Townsend vs North Dakota St. (12/29/19)
	5		Ade Murkey at Northern Colo. (12/17/19)
	5		Taelyr Gatlin at UCLA (12/08/19)
	5		Alperen Kurnaz vs Jackson St. (12/03/19)
	5		Roscoe Eastmond vs Southeast Mo. St. (11/30/19)
Fouls	5		Ade Murkey vs Wyoming (12/21/19)
	5		Alperen Kurnaz vs Wyoming (12/21/19)
	5		Robert Jones at Northern Colo. (12/17/19)

2019-20 GAME-BY-GAME HIGHS

Opponent	Date	Score	Points	Rebounds	Assists	Steals	Blocked shots
at Colorado St.	11/05/19	63-74	18-Ade Murkey	6-Taelyr Gatlin	3-Taelyr Gatlin	1-Roscoe Eastmond David Nzekwesi	2-David Nzekwesi
UTAH VALLEY	11/09/19	74-62	20-Joseph Lanzi	6-Ade Murkey	3-Ade Murkey Roscoe Eastmond	2-Robert Jones	2-Ade Murkey
at Utah State	11/12/19	56-97	14-Ade Murkey	4-Jase Townsend	3-Jase Townsend	1-Ade Murkey Ray Kowalski Roscoe Eastmond David Nzekwesi	3-Ade Murkey
WESTERN COLO. at UC Riverside	11/16/19 11/23/19	72-55 49-73	21-Jase Townsend 11-Roscoe Eastmond	10-Jase Townsend 5-David Nzekwesi	5-Roscoe Eastmond 2-Roscoe Eastmond Ade Murkey	3-Tristan Green 2-Ade Murkey	2-David Nzekwesi 1-David Nzekwesi
at Santa Clara	11/27/19	64-81	15-Jase Townsend	8-Ade Murkey	7-Roscoe Eastmond	2-Alperen Kurnaz Robert Jones Ade Murkey	1-Tristan Green
vs Cal St. Fullerton	11/29/19	65-62	17-Ade Murkey	6-Taelyr Gatlin	2-Robert Jones Roscoe Eastmond Ade Murkey	4-Taelyr Gatlin	1-Robert Jones
vs Southeast Mo. St.	11/30/19	51-66	15-Ade Murkey	8-Robert Jones	2-Taelyr Gatlin Jase Townsend Roscoe Eastmond Joseph Lanzi	3-Robert Jones Joseph Lanzi	1-Tristan Green
JACKSON ST.	12/03/19	67-58	17-Jase Townsend Ade Murkey	7-Jase Townsend	7-Jase Townsend	2-Robert Jones David Nzekwesi	1-Tristan Green
at UCLA	12/08/19	62-81	18-Ade Murkey	6-David Nzekwesi	3-Roscoe Eastmond Joseph Lanzi	1-Taelyr Gatlin Ade Murkey Tristan Green	None
NEW MEXICO ST.	12/10/19	67-72	29-Jase Townsend	7-Alperen Kurnaz	3-Ade Murkey Roscoe Eastmond	4-Ade Murkey	1-Robert Jones Ade Murkey
AIR FORCE	12/14/19	75-79	26-Ade Murkey	9-Jase Townsend	6-Ade Murkey	1-Ade Murkey Jase Townsend Roscoe Eastmond	1-Robert Jones
at Northern Colo.	12/17/19	64-86	17-Ade Murkey	11-Ade Murkey	2-Ade Murkey Roscoe Eastmond	2-Taelyr Gatlin	3-Ade Murkey
WYOMING	12/21/19	66-72	24-Jase Townsend	12-David Nzekwesi	7-Roscoe Eastmond	3-Ade Murkey	2-Jase Townsend
NORTH DAKOTA ST.	12/29/19	55-66	17-Jase Townsend	11-Ade Murkey	3-Jase Townsend	4-Jase Townsend	2-Ade Murkey
NORTH DAKOTA	01/02/20	71-82	23-Jase Townsend	8-David Nzekwesi	4-Roscoe Eastmond	2-Ade Murkey	None
at South Dakota	01/05/20	78-80	26-Jase Townsend	9-Jase Townsend	5-Ade Murkey	1-Jase Townsend	1-Ade Murkey

IND. GAME-BY-GAME STATISTICS



O

ADE MURKEY

6-5, 200, Senior, Guard
Minneapolis, Minn.
(St. Croix Lutheran H.S.)



Opponent	Date	qs	min	Total		3-Pointers		Free throws		Rebounds				pf	a	t/o	blk	stl	pts	avg	
				fg-fga	pct	3fg-fga	pct	ft-fa	pct	off	def	tot	avg								
at Colorado St.	11/05/19	*	23	8-14	.571	2-3	.667	0-0	.000	3	1	4	4.0	4	0	3	0	0	18	18.0	
UTAH VALLEY	11/09/19	*	28	4-11	.364	0-0	.000	1-2	.500	1	5	6	5.0	1	3	1	2	1	9	13.5	
at Utah State	11/12/19	*	29	6-11	.545	1-3	.333	1-4	.250	0	2	2	4.0	0	0	1	3	1	14	13.7	
WESTERN COLO.	11/16/19	*	21	2-9	.222	0-2	.000	3-4	.750	1	3	4	4.0	0	1	0	0	1	7	12.0	
at UC Riverside	11/23/19	*	27	1-3	.333	0-0	.000	3-4	.750	0	4	4	4.0	3	2	0	0	2	5	10.6	
at Santa Clara	11/27/19	*	26	4-8	.500	0-0	.000	0-0	.000	1	7	8	4.7	2	3	2	0	2	8	10.2	
vs Cal St. Fullerton	11/29/19	*	35	4-13	.308	0-0	.000	9-9	1.000	0	5	5	4.7	0	2	3	0	0	17	11.1	
vs Southeast Mo. St.	11/30/19	*	25	6-8	.750	0-0	.000	3-4	.750	1	3	4	4.6	1	1	3	0	2	15	11.6	
JACKSON ST.	12/03/19	*	33	4-6	.667	1-2	.500	8-10	.800	0	6	6	4.8	2	1	2	0	0	17	12.2	
at UCLA	12/08/19	*	34	7-12	.583	3-5	.600	1-2	.500	0	3	3	4.6	2	1	2	0	1	18	12.8	
NEW MEXICO ST.	12/10/19	*	34	8-16	.500	0-2	.000	6-11	.545	0	4	4	4.5	4	3	2	1	4	22	13.6	
AIR FORCE	12/14/19	*	36	10-17	.588	1-3	.333	5-6	.833	0	4	4	4.5	2	6	3	0	1	26	14.7	
at Northern Colo.	12/17/19	*	29	7-10	.700	0-0	.000	3-4	.750	2	9	11	5.0	2	2	5	3	0	17	14.8	
WYOMING	12/21/19	*	35	5-12	.417	2-4	.500	1-5	.200	1	7	8	5.2	5	0	2	1	3	13	14.7	
NORTH DAKOTA ST.	12/29/19	*	36	5-19	.263	0-1	.000	5-6	.833	4	7	11	5.6	1	2	1	2	1	15	14.7	
NORTH DAKOTA	01/02/20	*	23	2-7	.286	0-0	.000	6-6	1.000	0	3	3	5.4	2	1	1	0	2	10	14.4	
at South Dakota	01/05/20	*	36	7-15	.467	0-3	.000	5-6	.833	0	7	7	5.5	1	5	2	1	0	19	14.7	
Totals			17	510	90-191	.471	10-28	.357	60-83	.723	14	80	94	5.5	32	33	33	13	21	250	14.7

Games played: 17
Minutes/game: 30.0
Points/game: 14.7
FG Pct: 47.1
3FG Pct: 35.7
FT Pct: 72.3

Rebounds/game: 5.5
Assists/game: 1.9
Turnovers/game: 1.9
Assist/turnover ratio: 1.0
Steals/game: 1.2
Blocks/game: 0.8

CAREER STATS

Season	gp-gs	min/avg	Total		3-Point		F-Throws		Rebounds				pf	fo	ast	to	blk	stl	Scoring	
			fg-fga	pct	fg-fga	pct	ft-fa	pct	off	def	tot	avg							pts	avg
2016-17	27-2	288/10.7	38-77	.494	2-10	.200	32-40	.800	12	31	43	1.6	28	0	25	17	5	13	110	4.1
2017-18	30-29	744/24.8	86-202	.426	1-8	.125	52-81	.642	43	82	125	4.2	66	0	82	72	13	21	225	7.5
2018-19	30-26	732/24.4	122-257	.475	14-40	.350	82-106	.774	37	70	107	3.6	76	4	62	54	7	25	340	11.3
2019-20	17-17	510/30.0	90-191	.471	10-28	.357	60-83	.723	14	80	94	5.5	32	1	33	33	12	21	250	14.7
TOTAL	104-74	2274/21.9	336-727	.462	27-86	.314	226-310	.729	106	263	369	3.5	202	5	202	176	37	80	925	8.9

SINGLE-GAME HIGHS [all-time ranking]:

Points: 31 [t-9th], Northern Colorado -- 11/28/18
Rebounds: 11, at Northern Colo. -- 12/17/19; North Dakota St. -- 12/29/19
Assists: 7, at Western Illinois -- 02/24/18; vs ORU -- 3/4/18
Steals: 4, at Colorado -- 11/14/17; New Mexico St. -- 12/10/19
Blocks: 3, at Utah State -- 11/12/19; at Northern Colo. -- 12/17/19; vs South Dakota -- 3/5/18

IND. GAME-BY-GAME STATISTICS



1

DAVID NZEKWESI

6-9, 240, Sophomore, Forward
The Hague, Netherlands
(Byron Nelson H.S.)



Opponent	Date	gs	min	Total		3-Pointers		Free throws		Rebounds				pf	a	t/o	blk	stl	pts	avg	
				fg-fga	pct	3fg-fga	pct	ft-fga	pct	off	def	tot	avg								
at Colorado St.	11/05/19	*	22	2-7	.286	1-5	.200	5-6	.833	2	2	4	4.0	3	0	1	2	1	10	10.0	
UTAH VALLEY	11/09/19	*	23	3-8	.375	0-1	.000	0-0	.000	1	0	1	2.5	1	1	0	1	0	6	8.0	
at Utah State	11/12/19	*	22	4-10	.400	0-0	.000	4-4	1.000	0	2	2	2.3	2	0	2	1	1	12	9.3	
WESTERN COLO.	11/16/19	*	19	3-3	1.000	0-0	.000	1-2	.500	0	7	7	3.5	3	0	1	2	0	7	8.8	
at UC Riverside	11/23/19	*	21	1-6	.167	0-2	.000	0-1	.000	0	5	5	3.8	1	1	1	1	0	2	7.4	
at Santa Clara	11/27/19	*	19	4-7	.571	0-1	.000	0-0	.000	2	3	5	4.0	2	1	1	0	0	8	7.5	
JACKSON ST.	12/03/19		24	3-6	.500	0-0	.000	4-6	.667	2	4	6	4.3	2	0	2	0	2	10	7.9	
at UCLA	12/08/19		19	3-4	.750	0-0	.000	1-4	.250	1	5	6	4.5	3	0	0	0	0	7	7.8	
NEW MEXICO ST.	12/10/19		24	1-5	.200	0-0	.000	0-0	.000	1	1	2	4.2	2	0	1	0	0	2	7.1	
AIR FORCE	12/14/19	*	21	2-6	.333	0-0	.000	0-0	.000	1	2	3	4.1	3	0	1	0	0	4	6.8	
at Northern Colo.	12/17/19	*	11	2-3	.667	0-0	.000	2-3	.667	0	0	0	3.7	0	0	0	0	1	6	6.7	
WYOMING	12/21/19		19	4-6	.667	2-2	1.000	5-12	.417	4	8	12	4.4	3	0	1	0	0	15	7.4	
NORTH DAKOTA ST.	12/29/19		18	1-5	.200	0-1	.000	2-3	.667	1	1	2	4.2	1	0	2	0	0	4	7.2	
NORTH DAKOTA	01/02/20		22	4-11	.364	1-3	.333	1-2	.500	4	4	8	4.5	1	0	1	0	1	10	7.4	
at South Dakota	01/05/20		9	0-4	.000	0-1	.000	0-0	.000	1	1	2	4.3	2	2	0	0	0	0	6.9	
Totals			8	293	37-91	.407	4-16	.250	25-43	.581	20	45	65	4.3	29	5	14	7	6	103	6.9

Games played: 15
Minutes/game: 19.5
Points/game: 6.9
FG Pct: 40.7
3FG Pct: 25.0
FT Pct: 58.1

Rebounds/game: 4.3
Assists/game: 0.3
Turnovers/game: 0.9
Assist/turnover ratio: 0.4
Steals/game: 0.4
Blocks/game: 0.5

CAREER STATS

Season	gp-gs	min/avg	Total		3-Point		F-Throws		Rebounds				Scoring							
			fg-fga	pct	fg-fga	pct	ft-fga	pct	off	def	tot	avg	pf	fo	ast	to	blk	stl	pts	avg
2018-19	25-4	339/13.6	66-112	.589	13-23	.565	58-70	.829	23	55	78	3.1	25	0	5	18	8	5	203	8.1
2019-20	15-8	293/19.5	37-91	.407	4-16	.250	25-43	.581	20	45	65	4.3	29	0	5	14	7	6	103	6.9
TOTAL	40-12	632/15.8	103-203	.507	17-39	.436	83-113	.735	43	100	143	3.6	54	0	10	32	15	11	306	7.7

SINGLE-GAME HIGHS [all-time ranking]:

Points: 21, South Dakota State -- 02/03/19
Rebounds: 12, Wyoming -- 12/21/19
Assists: 2, at South Dakota -- 01/05/20; Oral Roberts -- 01/20/19
Steals: 2, Oral Roberts -- 01/20/19; Jackson St. -- 12/03/19
Blocks: 2, Omaha -- 03/02/19; at Colorado St. -- 11/05/19; Western Colo. -- 11/16/19
FG made: 7, Western Ill. -- 02/28/19; at North Dakota -- 2/23/19
FG attempts: 15, Western Ill. -- 02/28/19
3FG made: 3, Western Ill. -- 02/28/19
3FG attempts: 7, Western Ill. -- 02/28/19

IND. GAME-BY-GAME STATISTICS



2

ROSCOE EASTMOND

5-9, 150, Freshman, Guard
Marietta, Ga.
(Wheeler H.S.)



Opponent	Date	gs	min	Total		3-Pointers		Free throws		Rebounds				pf	a	t/o	blk	stl	pts	avg
				fg-fga	pct	3fg-fga	pct	ft-fa	pct	off	def	tot	avg							
at Colorado St.	11/05/19		27	4-8	.500	0-0	.000	2-4	.500	0	3	3	3.0	2	2	2	0	1	10	10.0
UTAH VALLEY	11/09/19		23	1-6	.167	0-1	.000	0-0	.000	0	1	1	2.0	0	3	1	1	1	2	6.0
at Utah State	11/12/19		22	4-6	.667	0-1	.000	0-0	.000	0	1	1	1.7	0	2	2	0	1	8	6.7
WESTERN COLO.	11/16/19		17	1-4	.250	0-0	.000	0-0	.000	0	0	0	1.3	1	5	0	0	2	2	5.5
at UC Riverside	11/23/19		23	4-7	.571	0-0	.000	3-6	.500	1	3	4	1.8	0	2	1	0	0	11	6.6
at Santa Clara	11/27/19		25	2-7	.286	0-0	.000	2-4	.500	0	1	1	1.7	2	7	3	0	1	6	6.5
vs Cal St. Fullerton	11/29/19		17	2-3	.667	0-0	.000	2-2	1.000	1	1	2	1.7	2	2	2	0	1	6	6.4
vs Southeast Mo. St.	11/30/19		24	3-8	.375	0-2	.000	0-0	.000	0	0	0	1.5	1	2	5	0	2	6	6.4
JACKSON ST.	12/03/19		20	2-3	.667	0-0	.000	1-1	1.000	0	3	3	1.7	1	1	4	0	0	5	6.2
at UCLA	12/08/19		22	0-2	.000	0-0	.000	1-3	.333	1	2	3	1.8	1	3	2	0	0	1	5.7
NEW MEXICO ST.	12/10/19		24	1-2	.500	0-0	.000	0-0	.000	0	1	1	1.7	5	3	6	0	2	2	5.4
AIR FORCE	12/14/19 *		23	1-3	.333	1-2	.500	0-0	.000	1	0	1	1.7	1	5	1	0	1	3	5.2
at Northern Colo.	12/17/19 *		22	1-5	.200	0-2	.000	2-2	1.000	0	1	1	1.6	2	2	3	0	0	4	5.1
WYOMING	12/21/19 *		24	0-2	.000	0-1	.000	0-0	.000	0	3	3	1.7	0	7	3	0	1	0	4.7
NORTH DAKOTA ST.	12/29/19		22	3-3	1.000	1-1	1.000	0-0	.000	0	1	1	1.7	1	2	1	0	1	7	4.9
NORTH DAKOTA	01/02/20 *		30	2-10	.200	2-4	.500	4-4	1.000	1	3	4	1.8	2	4	2	0	1	10	5.2
at South Dakota	01/05/20		16	1-2	.500	0-0	.000	0-0	.000	0	0	0	1.7	4	0	0	0	0	2	5.0
Totals		4	381	32-81	.395	4-14	.286	17-26	.654	5	24	29	1.7	25	52	38	1	15	85	5.0

Games played: 17
Minutes/game: 22.4
Points/game: 5.0
FG Pct: 39.5
3FG Pct: 28.6
FT Pct: 65.4

Rebounds/game: 1.7
Assists/game: 3.1
Turnovers/game: 2.2
Assist/turnover ratio: 1.4
Steals/game: 0.9
Blocks/game: 0.1

CAREER STATS

Season	gp-gs	min/avg	Total		3-Point		F-Throws		Rebounds				Scoring							
			fg-fga	pct	fg-fga	pct	ft-fa	pct	off	def	tot	avg	pf	fo	ast	to	blk	stl	pts	avg
2019-20	17-4	381/22.4	32-81	.395	4-14	.286	17-26	.654	5	24	29	1.7	25	1	52	38	1	15	85	5.0
TOTAL	17-4	381/22.4	32-81	.395	4-14	.286	17-26	.654	5	24	29	1.7	25	1	52	38	1	15	85	5.0

SINGLE-GAME HIGHS [all-time ranking]:

Points: 11, at UC Riverside -- 11/23/19
Rebounds: 4, North Dakota -- 01/02/20; at UC Riverside -- 11/23/19
Assists: 7, at Santa Clara -- 11/27/19; Wyoming -- 12/21/19
Steals: 2, Western Colo. -- 11/16/19; vs Southeast Mo. St. -- 11/30/19; New Mexico St. -- 12/10/19
Blocks: 1, Utah Valley -- 11/09/19
FG made: 4, at Colorado St. -- 11/05/19; at Utah State -- 11/12/19; at UC Riverside -- 11/23/19
FG attempts: 10, North Dakota -- 01/02/20
3FG made: 2, North Dakota -- 01/02/20

IND. GAME-BY-GAME STATISTICS



3

JASE TOWNSEND

6-3, 175, Sophomore, Guard
Dallas, Texas
(Skyline H.S.)



Opponent	Date	gs	min	Total		3-Pointers		Free throws		Rebounds				pf	a	t/o	blk	stl	pts	avg	
				fg-fga	pct	3fg-fga	pct	ft-fa	pct	off	def	tot	avg								
at Colorado St.	11/05/19	*	26	3-13	.231	1-6	.167	0-0	.000	0	4	4	4.0	1	2	1	0	0	7	7.0	
UTAH VALLEY	11/09/19	*	30	8-14	.571	2-5	.400	0-0	.000	0	5	5	4.5	1	2	0	0	0	18	12.5	
at Utah State	11/12/19	*	24	1-9	.111	1-5	.200	0-0	.000	0	4	4	4.3	1	3	3	0	0	3	9.3	
WESTERN COLO.	11/16/19	*	30	8-16	.500	3-5	.600	2-2	1.000	0	10	10	5.8	2	0	1	0	2	21	12.3	
at UC Riverside	11/23/19	*	30	4-11	.364	0-3	.000	0-0	.000	0	3	3	5.2	3	0	1	0	1	8	11.4	
at Santa Clara	11/27/19	*	36	6-10	.600	3-5	.600	0-0	.000	0	5	5	5.2	1	2	3	0	1	15	12.0	
vs Cal St. Fullerton	11/29/19	*	26	2-9	.222	0-5	.000	0-0	.000	0	5	5	5.1	3	1	0	0	0	4	10.9	
vs Southeast Mo. St.	11/30/19	*	33	6-13	.462	1-6	.167	0-0	.000	2	3	5	5.1	4	2	4	0	0	13	11.1	
JACKSON ST.	12/03/19	*	37	5-9	.556	2-5	.400	5-9	.556	0	7	7	5.3	2	7	3	0	1	17	11.8	
at UCLA	12/08/19	*	25	3-9	.333	2-6	.333	2-2	1.000	0	1	1	4.9	3	1	1	0	0	10	11.6	
NEW MEXICO ST.	12/10/19	*	35	10-17	.588	5-7	.714	4-4	1.000	0	4	4	4.8	3	2	2	0	1	29	13.2	
AIR FORCE	12/14/19	*	36	8-16	.500	6-8	.750	1-2	.500	0	9	9	5.2	3	1	2	0	1	23	14.0	
at Northern Colo.	12/17/19	*	30	5-8	.625	0-2	.000	2-3	.667	0	2	2	4.9	5	0	3	0	1	12	13.8	
WYOMING	12/21/19	*	42	8-20	.400	2-7	.286	6-6	1.000	1	3	4	4.9	4	2	2	2	1	24	14.6	
NORTH DAKOTA ST.	12/29/19	*	35	6-16	.375	3-4	.750	2-2	1.000	1	6	7	5.0	4	3	5	0	4	17	14.7	
NORTH DAKOTA	01/02/20	*	38	9-17	.529	1-4	.250	4-4	1.000	1	3	4	4.9	4	1	3	0	1	23	15.3	
at South Dakota	01/05/20	*	36	9-11	.818	3-4	.750	5-7	.714	1	8	9	5.2	1	2	2	0	1	26	15.9	
Totals			17	549	101-218	.463	35-87	.402	33-41	.805	6	82	88	5.2	45	31	36	2	15	270	15.9

Games played: 17
Minutes/game: 32.3
Points/game: 15.9
FG Pct: 46.3
3FG Pct: 40.2
FT Pct: 80.5

Rebounds/game: 5.2
Assists/game: 1.8
Turnovers/game: 2.1
Assist/turnover ratio: 0.9
Steals/game: 0.9
Blocks/game: 0.1

CAREER STATS

Season	gp-gs	min/avg	Total		3-Point		F-Throws		Rebounds				Scoring							
			fg-fga	pct	fg-fga	pct	ft-fa	pct	off	def	tot	avg	pf	fo	ast	to	blk	stl	pts	avg
2018-19	26-4	493/19.0	59-162	.364	30-87	.345	17-23	.739	4	49	53	2.0	37	0	31	20	0	8	165	6.3
2019-20	17-17	549/32.3	101-218	.463	35-87	.402	33-41	.805	6	82	88	5.2	45	1	31	36	2	15	270	15.9
TOTAL	43-21	1042/24.2	160-380	.421	65-174	.374	50-64	.781	10	131	141	3.3	82	1	62	56	2	23	435	10.1

SINGLE-GAME HIGHS [all-time ranking]:
Points: 29, New Mexico St. -- 12/10/19
Rebounds: 10, Western Colo. -- 11/16/19
Assists: 7, Jackson St. -- 12/03/19
Steals: 4, Northern Colorado -- 11/28/18; North Dakota St. -- 12/29/19
Blocks: 2, Wyoming -- 12/21/19
FG made: 10, New Mexico St. -- 12/10/19
FG attempts: 20 [t-10th], Wyoming -- 12/21/19

IND. GAME-BY-GAME STATISTICS



4

TAELYR GATLIN

6-3, 180, Sophomore, Guard
Atoka, Tenn.
(Brighton H.S.)



Opponent	Date	gs	min	Total		3-Pointers		Free throws		Rebounds									pts	avg	
				fg-fga	pct	3fg-fga	pct	ft-fga	pct	off	def	tot	avg	pf	a	t/o	blk	stl			
at Colorado St.	11/05/19	*	29	4-7	.571	2-4	.500	0-0	.000	1	5	6	6.0	3	3	0	0	0	10	10.0	
UTAH VALLEY	11/09/19	*	22	2-2	1.000	1-1	1.000	0-0	.000	0	3	3	4.5	0	2	0	0	0	5	7.5	
at Utah State	11/12/19	*	12	0-0	.000	0-0	.000	0-0	.000	0	0	0	3.0	2	0	0	0	0	0	5.0	
WESTERN COLO.	11/16/19	*	29	3-7	.429	0-2	.000	3-6	.500	0	6	6	3.8	2	1	1	0	1	9	6.0	
at UC Riverside	11/23/19	*	24	2-6	.333	0-0	.000	0-0	.000	0	3	3	3.6	2	1	1	0	1	4	5.6	
at Santa Clara	11/27/19	*	18	1-3	.333	0-1	.000	0-0	.000	0	1	1	3.2	1	1	3	0	1	2	5.0	
vs Cal St. Fullerton	11/29/19	*	24	2-6	.333	1-2	.500	0-0	.000	1	5	6	3.6	4	1	0	0	4	5	5.0	
vs Southeast Mo. St.	11/30/19	*	23	0-4	.000	0-4	.000	0-0	.000	0	1	1	3.3	2	2	2	0	2	0	4.4	
JACKSON ST.	12/03/19	*	22	1-2	.500	1-2	.500	2-2	1.000	0	5	5	3.4	2	0	4	0	0	5	4.4	
at UCLA	12/08/19	*	12	0-3	.000	0-2	.000	0-0	.000	0	0	0	3.1	3	0	5	0	1	0	4.0	
NEW MEXICO ST.	12/10/19	*	18	1-5	.200	0-1	.000	0-0	.000	0	2	2	3.0	1	0	1	0	0	2	3.8	
AIR FORCE	12/14/19		13	0-4	.000	0-3	.000	0-0	.000	0	0	0	2.8	1	1	0	0	0	0	3.5	
at Northern Colo.	12/17/19		24	1-5	.200	1-2	.500	1-2	.500	0	1	1	2.6	1	0	2	0	2	4	3.5	
WYOMING	12/21/19		28	0-3	.000	0-1	.000	3-5	.600	0	3	3	2.6	1	1	0	0	1	3	3.5	
NORTH DAKOTA ST.	12/29/19	*	32	2-5	.400	0-3	.000	0-0	.000	0	4	4	2.7	3	1	0	0	0	4	3.5	
NORTH DAKOTA	01/02/20	*	29	3-7	.429	1-2	.500	0-0	.000	0	4	4	2.8	2	2	1	0	0	7	3.8	
at South Dakota	01/05/20	*	33	2-5	.400	2-2	1.000	0-0	.000	0	3	3	2.8	4	2	1	0	0	6	3.9	
Totals			14	392	24-74	.324	9-32	.281	9-15	.600	2	46	48	2.8	34	18	21	0	13	66	3.9

Games played: 17
Minutes/game: 23.1
Points/game: 3.9
FG Pct: 32.4
3FG Pct: 28.1
FT Pct: 60.0

Rebounds/game: 2.8
Assists/game: 1.1
Turnovers/game: 1.2
Assist/turnover ratio: 0.9
Steals/game: 0.8

CAREER STATS

Season	gp-gs	min/avg	Total		3-Point		F-Throws		Rebounds				Scoring							
			fg-fga	pct	fg-fga	pct	ft-fga	pct	off	def	tot	avg	pf	fo	ast	to	blk	stl	pts	avg
2018-19	28-13	464/16.6	34-87	.391	14-45	.311	6-10	.600	4	29	33	1.2	36	1	40	35	3	10	88	3.1
2019-20	17-14	392/23.1	24-74	.324	9-32	.281	9-15	.600	2	46	48	2.8	34	0	18	21	0	13	66	3.9
TOTAL	45-27	856/19.0	58-161	.360	23-77	.299	15-25	.600	6	75	81	1.8	70	1	58	56	3	23	154	3.4

SINGLE-GAME HIGHS [all-time ranking]:

Points: 10, at Colorado St. -- 11/05/19; at Seattle U -- 11/23/18
Rebounds: 6, at Colorado St. -- 11/05/19; Western Colo. -- 11/16/19; vs Cal St. Fullerton -- 11/29/19
Assists: 5, Western Colo. -- 12/09/18
Steals: 4, vs Cal St. Fullerton -- 11/29/19
Blocks: 1, North Dakota St. -- 01/16/19; Oral Roberts -- 01/20/19; Maine -- 11/6/18
FG made: 4, at Colorado St. -- 11/05/19; at Seattle U -- 11/23/18
FG attempts: 7, 5 times
3FG made: 2, 6 times

IND. GAME-BY-GAME STATISTICS



5

RAY KOWALSKI

6-3, 190, Junior, Guard
Concord, N.C.
(Concord H.S./Grayson JC)



Opponent	Date	gs	min	Total		3-Pointers		Free throws		Rebounds				pf	a	t/o	blk	stl	pts	avg	
				fg-fga	pct	3fg-fga	pct	ft-fta	pct	off	def	tot	avg								
at Utah State	11/12/19		12	2-3	.667	1-2	.500	1-2	.500	0	2	2	2.0	1	1	1	1	1	6	6.0	
WESTERN COLO.	11/16/19		15	0-1	.000	0-1	.000	0-0	.000	0	0	0	1.0	1	0	1	0	1	0	3.0	
at UC Riverside	11/23/19		13	0-0	.000	0-0	.000	0-0	.000	0	0	0	0.7	3	0	2	0	1	0	2.0	
vs Cal St. Fullerton	11/29/19		6	1-1	1.000	1-1	1.000	0-0	.000	0	0	0	0.5	1	0	0	0	0	3	2.3	
vs Southeast Mo. St.	11/30/19		4	0-1	.000	0-1	.000	0-0	.000	0	0	0	0.4	0	0	0	0	0	0	1.8	
at UCLA	12/08/19		3	0-1	.000	0-1	.000	1-2	.500	0	0	0	0.3	0	0	0	0	0	1	1.7	
AIR FORCE	12/14/19		12	4-5	.800	2-3	.667	0-0	.000	0	2	2	0.6	1	0	0	0	0	10	2.9	
at Northern Colo.	12/17/19		17	3-3	1.000	1-1	1.000	0-1	.000	0	3	3	0.9	3	0	0	0	1	7	3.4	
WYOMING	12/21/19		3	0-1	.000	0-0	.000	0-0	.000	0	0	0	0.8	1	0	0	0	0	0	3.0	
NORTH DAKOTA ST.	12/29/19		3	0-1	.000	0-1	.000	0-0	.000	0	0	0	0.7	0	0	0	0	0	0	2.7	
Totals			0	88	10-17	.588	5-11	.455	2-5	.400	0	7	7	0.7	11	1	4	1	4	27	2.7

Games played: 10
Minutes/game: 8.8
Points/game: 2.7
FG Pct: 58.8
3FG Pct: 45.5
FT Pct: 40.0

Rebounds/game: 0.7
Assists/game: 0.1
Turnovers/game: 0.4
Assist/turnover ratio: 0.3
Steals/game: 0.4
Blocks/game: 0.1

CAREER STATS W/ DENVER

Season	gp-gs	min/avg	Total		3-Point		F-Throws		Rebounds				pf	fo	ast	to	blk	stl	Scoring	
			fg-fga	pct	fg-fga	pct	ft-fta	pct	off	def	tot	avg							pts	avg
2019-20	10-0	88/8.8	10-17	.588	5-11	.455	2-5	.400	0	7	7	0.7	11	0	1	4	1	4	27	2.7
TOTAL	10-0	88/8.8	10-17	.588	5-11	.455	2-5	.400	0	7	7	0.7	11	0	1	4	1	4	27	2.7

SINGLE-GAME HIGHS [all-time ranking]:

Points: 10, Air Force -- 12/14/19
Rebounds: 3, at Northern Colo. -- 12/17/19
Assists: 1, at Utah State -- 11/12/19
Steals: 1, 4 times
Blocks: 1, at Utah State -- 11/12/19
FG made: 4, Air Force -- 12/14/19
FG attempts: 5, Air Force -- 12/14/19
3FG made: 2, Air Force -- 12/14/19
3FG attempts: 3, Air Force -- 12/14/19

IND. GAME-BY-GAME STATISTICS



10

JOSEPH LANZI

6-5, 195, Sophomore, Guard
Birmingham, Ala.
(Chelsea H.S./Hillcrest Prep)



Opponent	Date	gs	min	Total		3-Pointers		Free throws		Rebounds				pf	a	t/o	blk	stl	pts	avg
				fg-fga	pct	3fg-fga	pct	ft-fa	pct	off	def	tot	avg							
at Colorado St.	11/05/19		23	1-5	.200	1-3	.333	0-1	.000	0	3	3	3.0	3	0	3	0	0	3	3.0
UTAH VALLEY	11/09/19		17	8-9	.889	4-4	1.000	0-0	.000	0	1	1	2.0	4	1	1	0	0	20	11.5
at Utah State	11/12/19		11	1-4	.250	1-2	.500	0-0	.000	0	1	1	1.7	1	1	2	0	0	3	8.7
WESTERN COLO.	11/16/19		13	2-5	.400	1-4	.250	0-0	.000	0	2	2	1.8	2	0	1	0	0	5	7.8
at UC Riverside	11/23/19		13	1-2	.500	0-0	.000	0-0	.000	0	1	1	1.6	2	0	0	0	0	2	6.6
at Santa Clara	11/27/19		30	3-6	.500	1-2	.500	2-2	1.000	0	2	2	1.7	1	4	4	0	1	9	7.0
vs Cal St. Fullerton	11/29/19		24	1-4	.250	0-2	.000	2-2	1.000	0	3	3	1.9	3	1	2	0	0	4	6.6
vs Southeast Mo. St.	11/30/19		20	0-4	.000	0-2	.000	2-2	1.000	2	5	7	2.5	3	2	2	0	3	2	6.0
JACKSON ST.	12/03/19		19	1-3	.333	1-2	.500	1-2	.500	0	3	3	2.6	1	2	1	0	0	4	5.8
at UCLA	12/08/19		19	3-5	.600	1-2	.500	2-2	1.000	0	1	1	2.4	1	3	3	0	0	9	6.1
NEW MEXICO ST.	12/10/19		17	1-4	.250	0-2	.000	0-0	.000	0	1	1	2.3	0	1	1	0	0	2	5.7
AIR FORCE	12/14/19		17	0-3	.000	0-1	.000	0-0	.000	0	1	1	2.2	3	1	2	0	0	0	5.3
at Northern Colo.	12/17/19		13	1-1	1.000	0-0	.000	2-2	1.000	0	0	0	2.0	5	0	4	0	1	4	5.2
WYOMING	12/21/19		7	0-3	.000	0-3	.000	0-0	.000	1	0	1	1.9	2	0	2	0	0	0	4.8
NORTH DAKOTA ST.	12/29/19		10	0-2	.000	0-1	.000	0-0	.000	0	3	3	2.0	0	0	0	0	1	0	4.5
NORTH DAKOTA	01/02/20		5	0-1	.000	0-1	.000	0-0	.000	0	1	1	1.9	4	0	0	0	0	0	4.2
at South Dakota	01/05/20		17	1-4	.250	1-4	.250	0-0	.000	0	5	5	2.1	4	1	0	0	0	3	4.1
Totals		0	275	24-65	.369	11-35	.314	11-13	.846	3	33	36	2.1	39	17	28	0	6	70	4.1

Games played: 17
Minutes/game: 16.2
Points/game: 4.1
FG Pct: 36.9
3FG Pct: 31.4
FT Pct: 84.6

Rebounds/game: 2.1
Assists/game: 1.0
Turnovers/game: 1.6
Assist/turnover ratio: 0.6
Steals/game: 0.4

CAREER STATS

Season	gp-gs	min/avg	Total		3-Point		F-Throws		Rebounds				Scoring							
			fg-fga	pct	fg-fga	pct	ft-fa	pct	off	def	tot	avg	pf	fo	ast	to	blk	stl	pts	avg
2018-19	20-0	242/12.1	17-54	.315	6-31	.194	6-6	1.000	6	16	22	1.1	12	0	14	22	5	6	46	2.3
2019-20	17-0	275/16.2	24-65	.369	11-35	.314	11-13	.846	3	33	36	2.1	39	1	17	28	0	6	70	4.1
TOTAL	37-0	517/14.0	41-119	.345	17-66	.258	17-19	.895	9	49	58	1.6	51	1	31	50	5	12	116	3.1

SINGLE-GAME HIGHS [all-time ranking]:
Points: 20, Utah Valley -- 11/09/19
Rebounds: 7, vs Southeast Mo. St. -- 11/30/19
Assists: 4, at Santa Clara -- 11/27/19
Steals: 3, vs Southeast Mo. St. -- 11/30/19
Blocks: 2, vs Fairfield -- 11/25/18
FG made: 8, Utah Valley -- 11/09/19
FG attempts: 9, Utah Valley -- 11/09/19; at Air Force -- 12/05/18

IND. GAME-BY-GAME STATISTICS



11

OWEN MCGLASHAN

6-7, 205, Freshman, Forward
Marlton, N.J.
(Don Bosco Prep)



Opponent	Date	gs	min	Total		3-Pointers		Free throws		Rebounds				pf	a	t/o	blk	stl	pts	avg
				fg-fga	pct	3fg-fga	pct	ft-fga	pct	off	def	tot	avg							
UTAH VALLEY	11/09/19	1		0-0	.000	0-0	.000	0-0	.000	0	1	1	1.0	2	0	0	0	0	0	0.0
at Utah State	11/12/19	7		0-0	.000	0-0	.000	0-0	.000	0	2	2	1.5	1	0	1	0	0	0	0.0
WESTERN COLO.	11/16/19	4		0-0	.000	0-0	.000	0-0	.000	0	1	1	1.3	1	0	1	0	0	0	0.0
at UC Riverside	11/23/19	1		0-0	.000	0-0	.000	0-0	.000	0	0	0	1.0	0	0	0	0	0	0	0.0
at UCLA	12/08/19	2		1-1	1.000	0-0	.000	0-0	.000	0	0	0	0.8	1	0	1	0	0	2	0.4
at Northern Colo.	12/17/19	8		0-2	.000	0-0	.000	3-4	.750	1	3	4	1.3	0	0	1	1	0	3	0.8
WYOMING	12/21/19	15		1-2	.500	1-1	1.000	0-0	.000	2	0	2	1.4	2	0	2	0	0	3	1.1
NORTH DAKOTA ST.	12/29/19	2		0-0	.000	0-0	.000	0-0	.000	0	0	0	1.3	0	0	0	0	0	0	1.0
at South Dakota	01/05/20	0		0-0	.000	0-0	.000	0-0	.000	0	0	0	1.1	0	0	0	0	0	0	0.9
Totals		0	40	2-5	.400	1-1	1.000	3-4	.750	3	7	10	1.1	7	0	6	1	0	8	0.9

Games played: 9
Minutes/game: 4.4
Points/game: 0.9
FG Pct: 40.0
3FG Pct: 100.0
FT Pct: 75.0

Rebounds/game: 1.1
Turnovers/game: 0.7
Blocks/game: 0.1

CAREER STATS

Season	gp-gs	min/avg	Total		3-Point		F-Throws		Rebounds				pf	fo	ast	to	blk	stl	Scoring	
			fg-fga	pct	fg-fga	pct	ft-fga	pct	off	def	tot	avg							pts	avg
2019-20	9-0	40/4.4	2-5	.400	1-1	1.000	3-4	.750	3	7	10	1.1	7	0	0	6	1	0	8	0.9
TOTAL	9-0	40/4.4	2-5	.400	1-1	1.000	3-4	.750	3	7	10	1.1	7	0	0	6	1	0	8	0.9

SINGLE-GAME HIGHS [all-time ranking]:
Points: 3, at Northern Colo. -- 12/17/19; Wyoming -- 12/21/19
Rebounds: 4, at Northern Colo. -- 12/17/19
Blocks: 1, at Northern Colo. -- 12/17/19
FG made: 1, at UCLA -- 12/08/19; Wyoming -- 12/21/19
FG attempts: 2, at Northern Colo. -- 12/17/19; Wyoming -- 12/21/19
3FG made: 1, Wyoming -- 12/21/19
3FG attempts: 1, Wyoming -- 12/21/19
FT made: 3, at Northern Colo. -- 12/17/19

IND. GAME-BY-GAME STATISTICS



12

ALPEREN KURNAZ

6-8, 220, Sophomore, Forward
Istanbul, Turkey
(St. Mary's Ryken H.S.)



Opponent	Date	gs	min	Total		3-Pointers		Free throws		Rebounds				pf	a	t/o	blk	stl	pts	avg	
				fg-fga	pct	3fg-fga	pct	ft-fta	pct	off	def	tot	avg								
at Colorado St.	11/05/19	*	12	0-0	.000	0-0	.000	0-0	.000	1	1	2	2.0	3	1	1	0	0	0	0.0	
UTAH VALLEY	11/09/19	*	15	2-3	.667	0-0	.000	0-0	.000	0	2	2	2.0	3	1	0	0	0	4	2.0	
at Utah State	11/12/19	*	20	1-4	.250	0-2	.000	2-2	1.000	1	2	3	2.3	3	0	0	0	0	4	2.7	
WESTERN COLO.	11/16/19	*	13	0-3	.000	0-0	.000	2-2	1.000	2	2	4	2.8	1	3	1	0	0	2	2.5	
at UC Riverside	11/23/19	*	16	3-8	.375	2-5	.400	2-2	1.000	0	1	1	2.4	1	1	0	0	0	10	4.0	
at Santa Clara	11/27/19	*	15	0-5	.000	0-4	.000	2-2	1.000	1	2	3	2.5	3	0	0	0	2	2	3.7	
vs Cal St. Fullerton	11/29/19	*	18	2-3	.667	0-1	.000	3-3	1.000	2	1	3	2.6	2	0	0	0	0	7	4.1	
vs Southeast Mo. St.	11/30/19	*	23	0-2	.000	0-1	.000	0-0	.000	1	1	2	2.5	1	0	0	0	0	0	3.6	
JACKSON ST.	12/03/19	*	12	1-3	.333	0-1	.000	2-2	1.000	0	4	4	2.7	1	0	5	0	0	4	3.7	
at UCLA	12/08/19	*	17	1-2	.500	0-1	.000	0-0	.000	0	3	3	2.7	2	1	1	0	0	2	3.5	
NEW MEXICO ST.	12/10/19	*	24	1-3	.333	0-1	.000	0-0	.000	2	5	7	3.1	1	2	0	0	1	2	3.4	
AIR FORCE	12/14/19		18	1-2	.500	1-2	.500	0-0	.000	0	5	5	3.3	3	2	0	0	0	3	3.3	
at Northern Colo.	12/17/19		2	0-0	.000	0-0	.000	0-0	.000	0	0	0	3.0	0	0	0	0	0	0	3.1	
WYOMING	12/21/19	*	20	1-4	.250	1-3	.333	0-0	.000	0	2	2	2.9	5	3	0	0	0	3	3.1	
NORTH DAKOTA ST.	12/29/19	*	19	1-3	.333	1-2	.500	2-2	1.000	0	1	1	2.8	0	0	0	0	0	5	3.2	
NORTH DAKOTA	01/02/20		31	1-6	.167	1-6	.167	2-2	1.000	1	2	3	2.8	3	1	1	0	1	5	3.3	
at South Dakota	01/05/20	*	21	3-5	.600	1-3	.333	0-0	.000	0	3	3	2.8	3	0	2	0	0	7	3.5	
Totals			14	296	18-56	.321	7-32	.219	17-17	1.000	11	37	48	2.8	35	15	11	0	4	60	3.5

Games played: 17
Minutes/game: 17.4
Points/game: 3.5
FG Pct: 32.1
3FG Pct: 21.9
FT Pct: 100.0

Rebounds/game: 2.8
Assists/game: 0.9
Turnovers/game: 0.6
Assist/turnover ratio: 1.4
Steals/game: 0.2

CAREER STATS

Season	gp-gs	min/avg	Total		3-Point		F-Throws		Rebounds				Scoring							
			fg-fga	pct	fg-fga	pct	ft-fta	pct	off	def	tot	avg	pf	fo	ast	to	blk	stl	pts	avg
2018-19	27-3	296/11.0	22-63	.349	10-26	.385	14-18	.778	21	50	71	2.6	34	1	10	20	1	8	68	2.5
2019-20	17-14	296/17.4	18-56	.321	7-32	.219	17-17	1.000	11	37	48	2.8	35	1	15	11	0	4	60	3.5
TOTAL	44-17	592/13.5	40-119	.336	17-58	.293	31-35	.886	32	87	119	2.7	69	2	25	31	1	12	128	2.9

SINGLE-GAME HIGHS [all-time ranking]:

Points: 10, at UC Riverside -- 11/23/19
Rebounds: 8, at South Dakota -- 02/20/19; at North Dakota -- 2/23/19
Assists: 3, Western Colo. -- 11/16/19; Wyoming -- 12/21/19
Steals: 2, at Santa Clara -- 11/27/19; at Gonzaga -- 12/21/18
Blocks: 1, Maine -- 11/6/18
FG made: 4, at Utah Valley -- 12/01/18; at North Dakota -- 2/23/19
FG attempts: 11, at North Dakota -- 2/23/19

IND. GAME-BY-GAME STATISTICS



13

KHALIL JOHNSON

6-3, 170, Sophomore, Guard
Long Island, N.Y.
(Three Rivers Junior College)



Opponent	Date	gs	min	Total		3-Pointers		Free throws		Rebounds				pf	a	t/o	blk	stl	pts	avg
				fg-fga	pct	3fg-fga	pct	ft-fta	pct	off	def	tot	avg							
UTAH VALLEY	11/09/19		1	0-0	.000	0-0	.000	0-0	.000	0	0	0	0.0	0	0	2	0	0	0	0.0
at Utah State	11/12/19		3	0-0	.000	0-0	.000	0-0	.000	0	0	0	0.0	0	0	0	0	0	0	0.0
at UC Riverside	11/23/19		3	0-1	.000	0-1	.000	2-2	1.000	0	0	0	0.0	0	0	0	0	0	2	0.7
at UCLA	12/08/19		2	0-0	.000	0-0	.000	2-2	1.000	0	0	0	0.0	0	0	0	0	0	2	1.0
at Northern Colo.	12/17/19		1	0-0	.000	0-0	.000	0-0	.000	0	0	0	0.0	0	0	0	0	0	0	0.8
Totals			0	10	0-1	.000	0-1	.000	4-4	1.000	0	0	0	0.0	0	0	2	0	4	0.8

Games played: 5

Turnovers/game: 0.4

Minutes/game: 2.0

Points/game: 0.8

FG Pct: 0.0

3FG Pct: 0.0

FT Pct: 100.0

CAREER STATS

Season	gp-gs	min/avg	Total		3-Point		F-Throws		Rebounds				Scoring							
			fg-fga	pct	fg-fga	pct	ft-fta	pct	off	def	tot	avg	pf	fo	ast	to	blk	stl	pts	avg
2019-20	5-0	10/2.0	0-1	.000	0-1	.000	4-4	1.000	0	0	0	0.0	0	0	0	2	0	0	4	0.8
TOTAL	5-0	10/2.0	0-1	.000	0-1	.000	4-4	1.000	0	0	0	0.0	0	0	0	2	0	0	4	0.8

SINGLE-GAME HIGHS [all-time ranking]:

Points: 2, at UC Riverside -- 11/23/19; at UCLA -- 12/08/19


FG attempts: 1, at UC Riverside -- 11/23/19

3FG attempts: 1, at UC Riverside -- 11/23/19

FT made: 2, at UC Riverside -- 11/23/19; at UCLA -- 12/08/19

FT attempts: 2, at UC Riverside -- 11/23/19; at UCLA -- 12/08/19

IND. GAME-BY-GAME STATISTICS



14

RYAN HEATH

6-5, 190, Freshman, Forward
Lansing, Mich.
(DeWitt H.S.)



Opponent	Date	gs	min	Total		3-Pointers		Free throws		Rebounds				pf	a	t/o	blk	stl	pts	avg
				fg-fga	pct	3fg-fga	pct	ft-fga	pct	off	def	tot	avg							
UTAH VALLEY	11/09/19	1	1	0-0	.000	0-0	.000	0-0	.000	0	0	0	0.0	0	0	0	0	0	0	0.0
at UCLA	12/08/19	1	1	0-0	.000	0-0	.000	0-0	.000	0	0	0	0.0	0	0	0	0	0	0	0.0
at Northern Colo.	12/17/19	1	1	0-0	.000	0-0	.000	0-0	.000	0	0	0	0.0	0	0	0	0	0	0	0.0
Totals		0	3	0-0	.000	0-0	.000	0-0	.000	0	0	0	0.0	0	0	0	0	0	0	0.0

Games played: 3
Minutes/game: 1.0

CAREER STATS

Season	gp-gs	min/avg	Total		3-Point		F-Throws		Rebounds				Scoring								
			fg-fga	pct	fg-fga	pct	ft-fga	pct	off	def	tot	avg	pf	fo	ast	to	blk	stl	pts	avg	
2019-20	3-0	3/1.0	0-0	.000	0-0	.000	0-0	.000	0	0	0	0.0	0	0	0	0	0	0	0	0	0.0
TOTAL	3-0	3/1.0	0-0	.000	0-0	.000	0-0	.000	0	0	0	0.0	0	0	0	0	0	0	0	0	0.0

SINGLE-GAME HIGHS [all-time ranking]:

IND. GAME-BY-GAME STATISTICS



21

ROBERT JONES

6-10, 225, Freshman, Forward
Prior Lake, Minn.
(Prior Lake H.S.)



Opponent	Date	gs	min	Total		3-Pointers		Free throws		Rebounds				pts	avg						
				fg-fga	pct	3fg-fga	pct	ft-fa	pct	off	def	tot	avg			pf	a	t/o	blk	stl	
at Colorado St.	11/05/19		18	2-4	.500	0-0	.000	1-4	.250	1	0	1	1.0	2	0	2	0	0	5	5.0	
UTAH VALLEY	11/09/19		18	3-8	.375	0-0	.000	2-4	.500	2	2	4	2.5	1	1	2	0	2	8	6.5	
at Utah State	11/12/19		17	1-4	.250	0-0	.000	0-0	.000	0	3	3	2.7	4	2	1	0	0	2	5.0	
WESTERN COLO.	11/16/19		21	5-9	.556	0-0	.000	2-5	.400	2	3	5	3.3	3	1	1	0	1	12	6.8	
at UC Riverside	11/23/19		19	2-9	.222	0-0	.000	0-3	.000	3	2	5	3.6	1	0	0	0	0	4	6.2	
at Santa Clara	11/27/19		21	7-13	.538	0-0	.000	0-1	.000	1	3	4	3.7	2	1	1	0	2	14	7.5	
vs Cal St. Fullerton	11/29/19	*	31	5-9	.556	0-0	.000	6-10	.600	1	4	5	3.9	3	2	2	1	1	16	8.7	
vs Southeast Mo. St.	11/30/19	*	34	5-9	.556	0-0	.000	2-8	.250	4	4	8	4.4	3	0	4	0	3	12	9.1	
JACKSON ST.	12/03/19	*	16	1-1	1.000	0-0	.000	0-0	.000	0	2	2	4.1	3	0	3	0	2	2	8.3	
at UCLA	12/08/19	*	14	2-6	.333	0-0	.000	3-5	.600	3	2	5	4.2	3	2	1	0	0	7	8.2	
NEW MEXICO ST.	12/10/19	*	21	2-4	.500	0-0	.000	0-0	.000	0	2	2	4.0	3	1	1	1	0	4	7.8	
AIR FORCE	12/14/19		18	3-3	1.000	0-0	.000	0-0	.000	2	0	2	3.8	1	1	0	1	0	6	7.7	
at Northern Colo.	12/17/19		20	3-8	.375	0-0	.000	1-6	.167	2	5	7	4.1	5	0	4	1	1	7	7.6	
WYOMING	12/21/19	*	27	2-4	.500	0-0	.000	1-5	.200	4	3	7	4.3	1	0	2	0	0	5	7.4	
NORTH DAKOTA ST.	12/29/19	*	23	1-5	.200	0-0	.000	1-2	.500	0	2	2	4.1	2	0	1	0	0	3	7.1	
NORTH DAKOTA	01/02/20	*	18	1-5	.200	0-0	.000	2-2	1.000	1	2	3	4.1	3	0	1	0	1	4	6.9	
at South Dakota	01/05/20	*	32	4-6	.667	0-0	.000	7-11	.636	1	4	5	4.1	4	0	2	0	0	15	7.4	
Totals			9	368	49-107	.458	0-0	.000	28-66	.424	27	43	70	4.1	44	11	28	4	13	126	7.4

Games played: 17
Minutes/game: 21.6
Points/game: 7.4
FG Pct: 45.8
FT Pct: 42.4

Rebounds/game: 4.1
Assists/game: 0.6
Turnovers/game: 1.6
Assist/turnover ratio: 0.4
Steals/game: 0.8
Blocks/game: 0.2

CAREER STATS

Season	gp-gs	min/avg	Total		3-Point		F-Throws		Rebounds				Scoring							
			fg-fga	pct	fg-fga	pct	ft-fa	pct	off	def	tot	avg	pf	fo	ast	to	blk	stl	pts	avg
2019-20	17-9	368/21.6	49-107	.458	0-0	.000	28-66	.424	27	43	70	4.1	44	1	11	28	4	13	126	7.4
TOTAL	17-9	368/21.6	49-107	.458	0-0	.000	28-66	.424	27	43	70	4.1	44	1	11	28	4	13	126	7.4

SINGLE-GAME HIGHS [all-time ranking]:

Points: 16, vs Cal St. Fullerton -- 11/29/19
Rebounds: 8, vs Southeast Mo. St. -- 11/30/19
Assists: 2, at Utah State -- 11/12/19; vs Cal St. Fullerton -- 11/29/19; at UCLA -- 12/08/19
Steals: 3, vs Southeast Mo. St. -- 11/30/19
Blocks: 1, 4 times
FG made: 7, at Santa Clara -- 11/27/19
FG attempts: 13, at Santa Clara -- 11/27/19
FT made: 7, at South Dakota -- 01/05/20

IND. GAME-BY-GAME STATISTICS



22

TRISTAN GREEN

6-9, 220, Sophomore, Forward
Boerne, Texas
(Ranger Junior College)



Opponent	Date	gs	min	Total		3-Pointers		Free throws		Rebounds				pf	a	t/o	blk	stl	pts	avg	
				fg-fga	pct	3fg-fga	pct	ft-fa	pct	off	def	tot	avg								
at Colorado St.	11/05/19		20	0-0	.000	0-0	.000	0-0	.000	1	2	3	3.0	4	1	1	1	0	0	0.0	
UTAH VALLEY	11/09/19		19	1-4	.250	0-0	.000	0-0	.000	1	2	3	3.0	2	2	0	0	0	2	1.0	
at Utah State	11/12/19		15	1-2	.500	0-1	.000	0-0	.000	0	2	2	2.7	5	0	2	0	0	2	1.3	
WESTERN COLO.	11/16/19		18	3-5	.600	1-1	1.000	0-0	.000	2	1	3	2.8	0	0	2	1	3	7	2.8	
at UC Riverside	11/23/19		9	0-1	.000	0-1	.000	0-2	.000	1	2	3	2.8	0	0	2	0	0	0	2.2	
at Santa Clara	11/27/19		10	0-0	.000	0-0	.000	0-0	.000	0	2	2	2.7	2	0	1	1	0	0	1.8	
vs Cal St. Fullerton	11/29/19		15	0-1	.000	0-1	.000	0-0	.000	0	1	1	2.4	0	1	0	0	1	0	1.6	
vs Southeast Mo. St.	11/30/19		8	0-2	.000	0-0	.000	0-0	.000	0	0	0	2.1	1	0	0	1	0	0	1.4	
JACKSON ST.	12/03/19		17	1-2	.500	1-1	1.000	0-0	.000	0	3	3	2.2	1	2	2	1	0	3	1.6	
at UCLA	12/08/19		22	1-2	.500	1-2	.500	0-0	.000	0	1	1	2.1	3	1	0	0	1	3	1.7	
NEW MEXICO ST.	12/10/19		3	1-1	1.000	0-0	.000	0-0	.000	0	0	0	1.9	0	0	1	0	0	2	1.7	
AIR FORCE	12/14/19	*	6	0-0	.000	0-0	.000	0-0	.000	0	1	1	1.8	3	0	2	0	0	0	1.6	
at Northern Colo.	12/17/19	*	16	0-0	.000	0-0	.000	0-0	.000	0	1	1	1.8	1	1	3	1	1	0	1.5	
WYOMING	12/21/19		5	0-1	.000	0-0	.000	0-1	.000	1	1	2	1.8	1	0	0	0	0	0	1.4	
NORTH DAKOTA	01/02/20		4	0-1	.000	0-0	.000	2-2	1.000	1	0	1	1.7	2	1	0	0	0	2	1.4	
Totals			2	187	8-22	.364	3-7	.429	2-5	.400	7	19	26	1.7	25	9	16	6	6	21	1.4

Games played: 15
Minutes/game: 12.5
Points/game: 1.4
FG Pct: 36.4
3FG Pct: 42.9
FT Pct: 40.0

Rebounds/game: 1.7
Assists/game: 0.6
Turnovers/game: 1.1
Assist/turnover ratio: 0.6
Steals/game: 0.4
Blocks/game: 0.4

CAREER STATS

Season	gp-gs	min/avg	Total		3-Point		F-Throws		Rebounds				Scoring							
			fg-fga	pct	fg-fga	pct	ft-fa	pct	off	def	tot	avg	pf	fo	ast	to	blk	stl	pts	avg
2019-20	15-2	187/12.5	8-22	.364	3-7	.429	2-5	.400	7	19	26	1.7	25	1	9	16	6	6	21	1.4
TOTAL	15-2	187/12.5	8-22	.364	3-7	.429	2-5	.400	7	19	26	1.7	25	1	9	16	6	6	21	1.4

SINGLE-GAME HIGHS [all-time ranking]:

Points: 7, Western Colo. -- 11/16/19
Rebounds: 3, 5 times
Assists: 2, Utah Valley -- 11/09/19; Jackson St. -- 12/03/19
Steals: 3, Western Colo. -- 11/16/19
Blocks: 1, 6 times
FG made: 3, Western Colo. -- 11/16/19
FG attempts: 5, Western Colo. -- 11/16/19
3FG made: 1, Western Colo. -- 11/16/19; Jackson St. -- 12/03/19; at UCLA -- 12/08/19
3FG attempts: 2, at UCLA -- 12/08/19

IND. GAME-BY-GAME STATISTICS

34

JAMES SANDERS IV

6-5, 200, Freshman, Forward
Fountain, Colo.
Fountain-Fort Carson H.S.



Opponent	Date	gs	min	Total		3-Pointers		Free throws		Rebounds				pf	a	t/o	blk	stl	pts	avg
				fg-fga	pct	3fg-fga	pct	ft-fa	pct	off	def	tot	avg							
UTAH VALLEY	11/09/19	1		0-0	.000	0-0	.000	0-0	.000	0	0	0	0.0	0	0	0	0	0	0	0.0
at UCLA	12/08/19	1		0-0	.000	0-0	.000	0-0	.000	0	0	0	0.0	0	0	0	0	0	0	0.0
at Northern Colo.	12/17/19	1		0-0	.000	0-0	.000	0-0	.000	0	1	1	0.3	0	0	0	0	0	0	0.0
Totals		0	3	0-0	.000	0-0	.000	0-0	.000	0	1	1	0.3	0	0	0	0	0	0	0.0

Games played: 3
Minutes/game: 1.0

Rebounds/game: 0.3

CAREER STATS

Season	gp-gs	min/avg	Total		3-Point		F-Throws		Rebounds				Scoring								
			fg-fga	pct	fg-fga	pct	ft-fa	pct	off	def	tot	avg	pf	fo	ast	to	blk	stl	pts	avg	
2019-20	3-0	3/1.0	0-0	.000	0-0	.000	0-0	.000	0	1	1	0.3	0	0	0	0	0	0	0	0	0.0
TOTAL	3-0	3/1.0	0-0	.000	0-0	.000	0-0	.000	0	1	1	0.3	0	0	0	0	0	0	0	0	0.0

SINGLE-GAME HIGHS [all-time ranking]:
Rebounds: 1, at Northern Colo. -- 12/17/19

IND. GAME-BY-GAME STATISTICS



42

JAVONNI BICKHAM

6-6, 225, Freshman, Forward
Minneapolis, Minn.
(Minnehaha Academy)



Opponent	Date	gs	min	Total		3-Pointers		Free throws		Rebounds				pf	a	t/o	blk	stl	pts	avg	
				fg-fga	pct	3fg-fga	pct	ft-fta	pct	off	def	tot	avg								
UTAH VALLEY	11/09/19		1	0-1	.000	0-0	.000	0-0	.000	0	0	0	0.0	0	0	0	0	0	0	0.0	
at Utah State	11/12/19		6	0-1	.000	0-0	.000	2-2	1.000	0	1	1	0.5	1	0	0	0	0	2	1.0	
at UC Riverside	11/23/19		1	0-0	.000	0-0	.000	1-2	.500	0	0	0	0.3	0	0	0	0	0	1	1.0	
vs Cal St. Fullerton	11/29/19		4	1-1	1.000	0-0	.000	1-2	.500	1	0	1	0.5	1	0	1	0	0	3	1.5	
vs Southeast Mo. St.	11/30/19		6	0-1	.000	0-0	.000	3-4	.750	2	0	2	0.8	0	0	0	0	0	3	1.8	
at UCLA	12/08/19		7	0-0	.000	0-0	.000	0-0	.000	0	2	2	1.0	2	0	1	0	0	0	1.5	
at Northern Colo.	12/17/19		5	0-1	.000	0-1	.000	0-0	.000	0	0	0	0.9	0	0	0	0	0	0	1.3	
Totals			0	30	1-5	.200	0-1	.000	7-10	.700	3	3	6	0.9	4	0	2	0	0	9	1.3

Games played: 7
Minutes/game: 4.3
Points/game: 1.3
FG Pct: 20.0
3FG Pct: 0.0
FT Pct: 70.0

Rebounds/game: 0.9
Turnovers/game: 0.3

CAREER STATS

Season	gp-gs	min/avg	Total		3-Point		F-Throws		Rebounds				Scoring							
			fg-fga	pct	fg-fga	pct	ft-fta	pct	off	def	tot	avg	pf	fo	ast	to	blk	stl	pts	avg
2019-20	7-0	30/4.3	1-5	.200	0-1	.000	7-10	.700	3	3	6	0.9	4	0	0	2	0	0	9	1.3
TOTAL	7-0	30/4.3	1-5	.200	0-1	.000	7-10	.700	3	3	6	0.9	4	0	0	2	0	0	9	1.3

SINGLE-GAME HIGHS [all-time ranking]:

Points: 3, vs Cal St. Fullerton -- 11/29/19; vs Southeast Mo. St. -- 11/30/19
Rebounds: 2, vs Southeast Mo. St. -- 11/30/19; at UCLA -- 12/08/19
FG made: 1, vs Cal St. Fullerton -- 11/29/19
FG attempts: 1, 5 times
3FG attempts: 1, at Northern Colo. -- 12/17/19
FT made: 3, vs Southeast Mo. St. -- 11/30/19
FT attempts: 4, vs Southeast Mo. St. -- 11/30/19

SEASON BOX SCORES

Official Basketball Box Score -- Game Totals -- Final Statistics Denver vs Colorado St. 11/05/19 7:00 pm at Fort Collins, Colo. (Moby Arena)

Denver 63 • 0-1,0-0 Summit L

#	Player	Total			3-Ptr			Rebounds			PF	TP	A	TO	Blk	Stl	Min
		FG-FGA	FG-FGA	FT-FTA	FG-FGA	FG-FGA	FT-FTA	Off	Def	Tot							
01	David Nzekwesi	f	2-7	1-5	5-6	2	2	4	3	10	0	1	2	1	22		
12	Alperen Kurnaz	f	0-0	0-0	0-0	1	1	2	3	0	1	1	0	0	12		
00	Ade Murkey	g	8-14	2-3	0-0	3	4	4	18	0	3	0	0	0	23		
03	Jase Townsend	g	3-13	1-6	0-0	0	4	4	1	7	2	1	0	0	26		
04	Taelyr Gatlin	g	4-7	2-4	0-0	1	5	6	3	10	3	0	0	0	29		
02	Roscoe Eastmond	g	4-8	0-0	2-4	0	3	3	2	10	2	2	0	1	27		
10	Joseph Lanzi	g	1-5	1-3	0-1	0	3	3	3	0	3	0	0	0	23		
21	Robert Jones	g	2-4	0-0	1-4	1	1	2	5	0	2	0	0	0	18		
22	Tristan Green	g	0-0	0-0	0-0	1	2	3	4	0	1	1	1	0	20		
Team						0	0	0									
Totals			24-58	7-21	8-15	9	21	30	25	63	9	14	3	2	200		

FG % 1st Half: 11-23 47.8% 2nd half: 13-35 37.1% Game: 24-58 41.4%
3FG % 1st Half: 2-9 22.2% 2nd half: 5-12 41.7% Game: 7-21 33.3%
FT % 1st Half: 2-7 28.6% 2nd half: 6-8 75.0% Game: 8-15 53.3%

Colorado St. 74 • 1-0,0-0 Mountain

#	Player	Total			3-Ptr			Rebounds			PF	TP	A	TO	Blk	Stl	Min
		FG-FGA	FG-FGA	FT-FTA	FG-FGA	FG-FGA	FT-FTA	Off	Def	Tot							
31	Adam Thistlewood	f	2-4	2-4	9-10	4	5	9	3	15	0	1	0	0	27		
32	Nico Carvacho	c	4-7	0-0	2-3	1	10	11	3	10	2	5	0	0	29		
01	Kris Martin	g	7-13	1-6	3-3	1	4	5	2	18	2	1	1	2	35		
03	Kendle Moore	g	2-7	1-6	1-2	0	0	0	2	6	3	2	0	1	31		
04	Isaiah Stevens	g	3-7	1-3	0-0	0	2	2	1	7	0	1	0	0	27		
00	Hyron Edwards	g	3-4	1-1	3-4	0	1	1	2	10	3	0	0	1	22		
11	Dischon Thomas	g	0-1	0-0	1-2	0	1	1	4	1	1	1	0	0	10		
21	David Roddy	g	1-4	0-2	2-2	1	5	6	1	4	1	2	0	0	14		
23	John Tonje	g	1-3	1-1	0-0	0	0	0	0	3	0	1	0	0	5		
Team						0	0	0									
Totals			23-50	7-23	21-26	7	28	35	18	74	12	14	1	4	200		

FG % 1st Half: 10-28 35.7% 2nd half: 13-22 59.1% Game: 23-50 46.0%
3FG % 1st Half: 4-14 28.6% 2nd half: 3-9 33.3% Game: 7-23 30.4%
FT % 1st Half: 10-13 76.9% 2nd half: 11-13 84.6% Game: 21-26 80.8%

Officials: Brad Ferrie, Casey McClellan, Bill Vinovich
Technical fouls: Denver-None. Colorado St.-None.
Attendance: 2322
2019-20 Men's Basketball. Round: 0. Colorado St. vs Denver. Played at Moby Are

Score by periods	1st	2nd	Total
Denver	26	37	63
Colorado St.	34	40	74

Official Basketball Box Score -- Game Totals -- Final Statistics Utah Valley vs Denver 11/09/19 1:00 pm at Denver, Colo. (Magness Arena)

Utah Valley 62 • 1-1,0-0 WAC

#	Player	Total			3-Ptr			Rebounds			PF	TP	A	TO	Blk	Stl	Min
		FG-FGA	FG-FGA	FT-FTA	FG-FGA	FG-FGA	FT-FTA	Off	Def	Tot							
13	Brandon Morley	c	1-2	0-0	0-0	1	2	3	1	2	0	0	2	0	29		
00	Isaiah White	g	2-7	0-4	5-6	2	8	10	2	9	1	2	0	0	23		
11	Brandon Averette	g	6-10	2-3	3-4	0	1	1	2	17	1	3	0	1	34		
22	Casdon Jardine	g	3-8	2-6	0-0	0	3	3	1	8	0	1	2	1	26		
24	Trey Woodbury	g	5-10	0-4	2-2	0	6	6	0	12	1	2	0	1	34		
02	Jamison Overton	g	4-7	0-1	1-2	0	2	2	1	9	2	0	1	0	28		
04	Emmanuel Okujakpoko	g	0-0	0-0	0	2	2	4	1	0	1	0	2	0	11		
05	Cavite Ege Havsa	g	2-9	1-5	0-0	1	2	3	2	5	1	4	0	0	15		
Team						2	3	5									
Totals			23-53	5-23	11-14	8	29	37	10	62	7	14	7	3	200		

FG % 1st Half: 13-28 46.4% 2nd half: 10-25 40.0% Game: 23-53 43.4%
3FG % 1st Half: 3-11 27.3% 2nd half: 2-12 16.7% Game: 5-23 21.7%
FT % 1st Half: 1-2 50.0% 2nd half: 10-12 83.3% Game: 11-14 78.6%

Denver 74 • 1-1,0-0 Summit L

#	Player	Total			3-Ptr			Rebounds			PF	TP	A	TO	Blk	Stl	Min
		FG-FGA	FG-FGA	FT-FTA	FG-FGA	FG-FGA	FT-FTA	Off	Def	Tot							
01	David Nzekwesi	f	3-8	0-1	0-0	1	0	1	1	6	1	0	1	0	23		
12	Alperen Kurnaz	f	2-3	0-0	0-0	0	2	2	3	4	1	0	0	0	15		
00	Ade Murkey	g	4-11	0-0	1-2	1	5	6	1	9	3	1	2	1	28		
03	Jase Townsend	g	8-14	2-5	0-0	0	5	5	1	18	2	0	0	0	30		
04	Taelyr Gatlin	g	2-2	1-1	0-0	0	3	3	0	5	2	0	0	0	22		
02	Roscoe Eastmond	g	1-6	0-1	0-0	0	1	1	0	2	3	1	1	0	23		
10	Joseph Lanzi	g	8-9	4-4	0-0	0	1	1	4	20	1	1	0	0	17		
11	Owen McGlashan	g	0-0	0-0	0-0	0	1	1	2	0	0	0	0	0	1		
13	Khalil Johnson	g	0-0	0-0	0-0	0	0	0	0	0	0	2	0	0	1		
14	Ryan Heath	g	0-0	0-0	0-0	0	0	0	0	0	0	0	0	0	1		
21	Robert Jones	g	3-8	0-0	2-4	2	2	4	1	8	1	2	0	2	18		
22	Tristan Green	g	1-4	0-0	0-0	1	2	3	2	2	2	0	0	0	19		
34	James Saunders	g	0-0	0-0	0-0	0	0	0	0	0	0	0	0	0	1		
42	Javonni Bickham	g	0-1	0-0	0-0	0	0	0	0	0	0	0	0	0	1		
Team						1	1	2									
Totals			32-66	7-12	3-6	6	23	29	15	74	16	7	4	4	200		

FG % 1st Half: 18-31 58.1% 2nd half: 14-35 40.0% Game: 32-66 48.5%
3FG % 1st Half: 4-14 28.6% 2nd half: 7-10 70.0% Game: 7-12 58.3%
FT % 1st Half: 3-6 50.0% 2nd half: 0-0 0.0% Game: 3-6 50.0%

Officials: Levon Zakarian, Luke Chittum, Bret Wegenke
Technical fouls: Utah Valley-Brandon Averette. Denver-David Nzekwesi.
Attendance: 921
2019-20 Men's Basketball. Round: 0. Denver vs Utah Valley. Played at Magness A

Score by periods	1st	2nd	Total
Utah Valley	30	32	62
Denver	39	35	74

Last FG - UVU 2nd-00:38, DEN 2nd-01:26.
Largest lead - UVU by 6 1st-08:23, DEN by 17 2nd-01:26.
UVU led for 15:30. DEN led for 19:41. Game was tied for 04:45.

Official Basketball Box Score -- Game Totals -- Final Statistics Denver vs Utah State 11/12/19 7 p.m. at Logan, Utah (Dee Glen Smith Spectrum)

Denver 56 • 1-2

#	Player	Total			3-Ptr			Rebounds			PF	TP	A	TO	Blk	Stl	Min
		FG-FGA	FG-FGA	FT-FTA	FG-FGA	FG-FGA	FT-FTA	Off	Def	Tot							
01	David Nzekwesi	f	4-10	0-0	4-4	0	2	2	2	12	0	2	1	1	22		
12	Alperen Kurnaz	f	1-4	0-2	2-2	1	2	3	4	0	0	0	0	0	20		
00	Ade Murkey	g	6-11	1-3	1-4	0	2	2	0	14	0	1	3	1	29		
03	Jase Townsend	g	1-9	1-5	0-0	0	4	4	1	3	3	3	0	0	24		
04	Taelyr Gatlin	g	0-0	0-0	0-0	0	0	0	2	0	0	0	0	0	12		
02	Roscoe Eastmond	g	4-6	0-1	0-0	0	1	1	0	8	2	2	0	1	22		
05	Ray Kowalski	g	2-3	1-2	1-2	0	2	2	1	6	1	1	1	1	12		
10	Joseph Lanzi	g	1-4	1-2	0-0	0	1	1	1	3	1	2	0	0	11		
11	Owen McGlashan	g	0-0	0-0	0-0	0	2	2	1	0	0	1	0	0	7		
13	Khalil Johnson	g	0-0	0-0	0-0	0	0	0	0	0	0	0	0	0	3		
21	Robert Jones	g	1-4	0-0	0-0	0	3	3	4	2	2	1	0	0	17		
22	Tristan Green	g	1-2	0-1	0-0	0	2	2	5	2	0	2	0	0	15		
42	Javonni Bickham	g	0-1	0-0	2-2	0	1	1	1	2	0	0	0	0	6		
Team						2	0	2									
Totals			21-54	4-16	10-14	3	22	25	21	56	9	15	5	4	200		

FG % 1st Half: 10-28 35.7% 2nd half: 11-26 42.3% Game: 21-54 38.9%
3FG % 1st Half: 1-8 12.5% 2nd half: 3-8 37.5% Game: 4-16 25.0%
FT % 1st Half: 6-6 100.0 2nd half: 4-8 50.0% Game: 10-14 71.4%

Utah State 97 • 3-0

#	Player	Total			3-Ptr			Rebounds			PF	TP	A	TO	Blk	Stl	Min
		FG-FGA	FG-FGA	FT-FTA	FG-FGA	FG-FGA	FT-FTA	Off	Def	Tot							
34	BEAN, Justin	f	3-9	0-1	2-2	4	11	15	1	8	2	2	1	1	23		
52	KARWOWSKI, Kuba	c	1-2	0-0	0-1	3	1	4	3	2	1	0	2	2	17		
05	MERRILL, Sam	g	3-6	3-4	5-5	0	3	3	2	14	5	1	0	0	22		
15	PORTER, Abel	g	3-5	0-1	1-2	0	3	3	1	7	5	1	0	0	19		
22	MILLER, Brock	g	10-19														

SEASON BOX SCORES

Official Basketball Box Score -- Game Totals -- Final Statistics Denver vs UC Riverside 11/23/19 3:00 pm at Riverside, Calif. (SRC Arena)

Denver 49 • 2-3,0-0 Summit L

##	Player	Total			3-Ptr			Rebounds			PF	TP	A	TO	Blk	Stl	Min
		FG-FGA	FG-FGA	FT-FTA	Off	Def	Tot	Off	Def	Tot							
01	David Nzekwesi	f	1-6	0-2	0-1	0	5	5	1	2	1	1	0	0	0	21	
12	Alperen Kurnaz	f	3-8	2-5	2-2	0	1	1	1	10	1	0	0	0	0	16	
00	Ade Murkey	g	1-3	0-0	3-4	0	4	4	3	5	2	0	0	2	27		
03	Jase Townsend	g	4-11	0-3	0-0	0	3	3	3	8	0	1	0	1	30		
04	Taelyr Gatlin	g	2-6	0-0	0-0	0	3	3	2	4	1	1	0	0	24		
02	Roscoe Eastmond	g	4-7	0-0	3-6	1	3	4	0	11	2	1	0	0	23		
05	Ray Kowalski	g	0-0	0-0	0-0	0	0	0	3	0	0	2	0	0	13		
10	Joseph Lanzi	g	1-2	0-0	0-0	0	1	1	2	2	0	0	0	0	13		
11	Owen McGlashan	g	0-0	0-0	0-0	0	0	0	0	0	0	0	0	0	1		
13	Khalil Johnson	g	0-1	0-1	2-2	0	0	0	0	2	0	0	0	0	3		
21	Robert Jones	g	2-9	0-0	0-3	3	2	5	1	4	0	0	0	0	19		
22	Tristan Green	g	0-1	0-1	0-2	1	2	3	0	0	0	2	0	0	9		
42	Javonni Bickham	g	0-0	0-0	1-2	0	0	0	0	1	0	0	0	0	1		
	Team					0	0	0									
	Totals		18-54	2-12	11-22	5	24	29	16	49	7	8	1	5	200		

FG % 1st Half: 8-27 29.6% 2nd half: 10-27 37.0% Game: 18-54 33.3%
3FG % 1st Half: 2-8 25.0% 2nd half: 0-4 0.0% Game: 2-12 16.7%
FT % 1st Half: 5-9 55.6% 2nd half: 6-13 46.2% Game: 11-22 50.0%

UC Riverside 73 • 4-2,0-0 Big West

##	Player	Total			3-Ptr			Rebounds			PF	TP	A	TO	Blk	Stl	Min
		FG-FGA	FG-FGA	FT-FTA	Off	Def	Tot	Off	Def	Tot							
04	Daniel Mading	f	0-4	0-4	0-0	0	0	0	3	0	0	1	0	0	0	18	
25	Callum McRae	c	8-10	0-0	2-2	1	8	9	4	18	3	3	2	0	26		
13	Khy Kabellis	g	0-3	0-2	3-4	0	4	4	1	3	1	0	1	0	20		
22	Dominick Pickett	g	3-6	2-5	0-0	0	2	2	1	8	3	1	0	1	27		
35	George Willborn III	g	3-7	1-2	1-3	3	2	5	2	8	0	2	0	1	23		
00	Dragan Elkaz	g	1-4	1-4	0-0	0	1	1	0	3	0	0	0	0	15		
03	DJ McDonald	g	1-6	1-6	1-2	0	2	2	1	4	1	0	0	0	17		
05	Zyon Pullin	g	6-9	2-4	1-3	0	6	6	2	15	4	0	0	0	26		
11	Zac Watson	g	2-2	0-0	0-0	0	3	3	4	4	0	2	0	0	12		
15	Dikymbe Martin	g	1-1	1-1	0-0	0	0	0	0	3	1	0	0	1	3		
23	Angus McWilliam	g	2-4	1-3	2-2	0	3	3	4	7	0	0	1	0	13		
	Team					2	1	3									
	Totals		27-56	9-31	10-16	6	32	38	22	73	15	11	3	4	200		

FG % 1st Half: 12-26 46.2% 2nd half: 15-30 50.0% Game: 27-56 48.2%
3FG % 1st Half: 6-17 35.3% 2nd half: 3-14 21.4% Game: 9-31 29.0%
FT % 1st Half: 3-5 60.0% 2nd half: 7-11 63.6% Game: 10-16 62.5%

Officials: Charles Robinson, Ian Caldwell, Martin Cichocki
Technical fouls: Denver-None, UC Riverside-None.
Attendance: 702
2019-20 Men's Basketball. Round: 0. Denver vs UC Riverside. Played at SRC Arena

Score by periods	1st	2nd	Total
Denver	31	33	64
UC Riverside	36	45	81

In Points: 31, Off Paint: 14, 2nd T/O: 11, Fast Chance: 3, Break: 1, Bench: 14

Official Basketball Box Score -- Game Totals -- Final Statistics Denver vs Santa Clara 11/27/19 2:00 pm at Santa Clara, Calif. (Leavey Center)

Denver 64 • 2-4,0-0 SL

##	Player	Total			3-Ptr			Rebounds			PF	TP	A	TO	Blk	Stl	Min
		FG-FGA	FG-FGA	FT-FTA	Off	Def	Tot	Off	Def	Tot							
01	David Nzekwesi	f	4-7	0-1	0-0	2	3	5	2	8	1	1	0	0	0	19	
12	Alperen Kurnaz	f	0-5	0-4	2-2	1	2	3	3	2	0	0	0	2	15		
00	Ade Murkey	g	4-8	0-0	0-0	1	7	8	2	8	3	2	0	2	26		
03	Jase Townsend	g	6-10	3-5	0-0	0	5	5	1	15	2	3	0	1	36		
04	Taelyr Gatlin	g	1-3	0-1	0-0	0	1	1	1	2	1	3	0	1	25		
02	Roscoe Eastmond	g	2-7	0-0	2-4	0	1	1	2	6	7	3	0	1	18		
10	Joseph Lanzi	g	3-6	1-2	2-2	0	2	2	1	9	4	4	0	1	30		
21	Robert Jones	g	7-13	0-0	0-1	1	3	4	2	14	1	1	0	2	21		
22	Tristan Green	g	0-0	0-0	0-0	0	2	2	2	0	0	1	1	0	10		
	Team					1	1	2									
	Totals		27-59	4-13	6-9	6	27	33	16	64	19	19	1	10	200		

FG % 1st Half: 15-28 53.6% 2nd half: 12-31 38.7% Game: 27-59 45.8%
3FG % 1st Half: 1-6 16.7% 2nd half: 3-7 42.9% Game: 4-13 30.8%
FT % 1st Half: 0-2 0.0% 2nd half: 6-7 85.7% Game: 6-9 66.7%

Santa Clara 81 • 6-1,0-0 WCC

##	Player	Total			3-Ptr			Rebounds			PF	TP	A	TO	Blk	Stl	Min
		FG-FGA	FG-FGA	FT-FTA	Off	Def	Tot	Off	Def	Tot							
00	DJ Mitchell	f	0-2	0-2	0-1	1	4	5	1	0	1	1	1	0	0	13	
13	Josip Vrankic	f	3-5	1-2	6-8	3	7	10	1	13	7	1	0	1	37		
30	Guglielmo Caruso	f	9-12	0-1	0-0	1	6	7	3	18	2	2	3	2	29		
02	Tahj Eddy	g	7-15	2-7	3-3	0	1	1	3	19	5	4	0	2	32		
03	Trey Wertz	g	5-14	2-8	0-0	1	3	4	1	12	2	1	1	3	32		
01	David Thompson	g	0-1	0-1	0-0	0	1	1	0	1	2	1	0	0	8		
12	Jaden Bediako	g	0-0	0-0	0-0	0	3	3	2	0	0	1	0	0	8		
24	Keshawn Justice	g	7-11	2-5	0-0	1	2	3	1	16	2	2	0	0	30		
23	Ezekiel Richards	g	1-1	0-0	0-0	0	0	0	0	2	0	1	0	1	3		
24	Jalen Williams	g	0-2	0-2	1-2	0	0	0	1	1	0	0	0	0	8		
	Team					0	1	1									
	Totals		32-63	7-28	10-14	7	28	35	14	81	21	14	5	9	200		

FG % 1st Half: 15-33 45.5% 2nd half: 17-30 56.7% Game: 32-63 50.8%
3FG % 1st Half: 2-14 14.3% 2nd half: 5-14 35.7% Game: 7-28 25.0%
FT % 1st Half: 4-6 66.7% 2nd half: 6-8 75.0% Game: 10-14 71.4%

Officials: Eric Boyce, Michael Irving, David Hall
Technical fouls: Denver-None, Santa Clara-None.
Attendance: 912
2019-20 Men's Basketball. Round: 0. Denver vs Santa Clara. Played at Leavey Ce

Score by periods	1st	2nd	Total
Denver	31	33	64
Santa Clara	36	45	81

In Points: 31, Off Paint: 14, 2nd T/O: 11, Fast Chance: 3, Break: 1, Bench: 14

Official Basketball Box Score -- Game Totals -- Final Statistics Cal St. Fullerton vs Denver 11/29/19 4:30 pm at Santa Clara, Calif. (Leavey Center)

Cal St. Fullerton 62 • 3-4,0-0 Big West

##	Player	Total			3-Ptr			Rebounds			PF	TP	A	TO	Blk	Stl	Min
		FG-FGA	FG-FGA	FT-FTA	Off	Def	Tot	Off	Def	Tot							
05	Davon Clare	f	5-11	0-2	2-4	2	2	4	3	12	6	1	0	0	3	36	
24	Josh Pitts	f	0-1	0-0	0-0	0	1	1	3	0	0	1	0	0	4		
01	Brandon Kamga	g	3-6	0-3	2-4	0	0	0	5	8	1	3	0	0	18		
10	Austen Awosika	g	6-10	0-1	6-8	1	4	5	0	18	1	3	0	1	36		
11	Wayne Arnold	g	3-12	3-9	2-2	0	6	6	3	11	0	2	1	0	33		
02	Daniel Venzant	g	0-1	0-1	0-0	0	0	0	1	0	0	1	0	0	5		
13	Vincent Lee	g	4-4	0-0	0-0	1	2	3	2	8	1	0	1	1	16		
23	Tory San Antonio	g	1-4	1-3	2-2	0	1	1	1	5	0	1	0	0	30		
33	Johnny Wang	g	0-1	0-1	0-1	2	7	9	4	0	1	0	0	0	22		
	Team					0	1	1									
	Totals		22-50	4-20	14-21	6	24	30	22	62	10	12	2	5	200		

FG % 1st Half: 11-25 44.0% 2nd half: 11-25 44.0% Game: 22-50 44.0%
3FG % 1st Half: 3-13 23.1% 2nd half: 1-7 14.3% Game: 4-20 20.0%
FT % 1st Half: 5-7 70.0% 2nd half: 9-14 64.3% Game: 14-21 66.7%

Denver 65 • 3-4,0-0 Summit L

##	Player	Total			3-Ptr			Rebounds			PF	TP	A	TO	Blk	Stl	Min
		FG-FGA	FG-FGA	FT-FTA	Off	Def	Tot	Off	Def	Tot							
12	Alperen Kurnaz	f	2-3	0-1	3-3	2	1	3	2	7	0	0	0	0	18		
21	Robert Jones	f	5-9	0-0	6-10	1	4	5	3	16	2	2	1	1	31		
00	Ade Murkey	g	4-13	0-0	9-9	0	5	5	0	17	2	3	0	0	35		
03	Jase Townsend	g	2-9	0-5	0-0	0	5	5	3	4	1	0	0	0	26		
04	Taelyr Gatlin	g	2-6	1-2	0-0	1	5	6	4	5	1	0	0	0	24		
02	Roscoe Eastmond	g	2-3	0-0	2-2	1	1	2	2	6	2	2	0	1	17		
05	Ray Kowalski	g	1-1	1-1	0-0	0	0	0	0	1	3	0	0	0	6		
10	Joseph Lanzi	g	1-4	0-2	2-2	0	3	3	4	1	2	0	0	0	24		
22	Tristan Green	g	0-1	0-1	0-0	0	1	1	0	0	1	0	0	1	15		
42	Javonni Bickham	g	1-1	0-0	1-2	1	0	1	1	3	0	1	0	0	4		
	Team					1	0	1									
	Totals		20-50	2-12	23-28	7	25	32	19	65	10	10	1	7	200		

FG % 1st Half: 11-28 39.3% 2nd half: 9-22 40.9% Game: 20-50 40.0%
3FG % 1st Half: 1-5 20.0% 2nd half: 1-7 14.3% Game: 2-12 16.7%
FT % 1st Half: 7-10 70.0% 2nd half: 16-18 88.9% Game: 23-28 82.1%

Officials: Doran Gotschall, Sam Haddad, Shawn Lehigh
Technical fouls: Cal St. Fullerton-Wayne Arnold, Denver-Joseph Lanzi.
Attendance: 1009
2019-20 Men's Basketball. Round: 0. Cal St. Fullerton vs Denver. Played at Lea

Score by periods	1st	2nd	Total
Cal St. Fullerton	30	32	62
Denver	30	35	65

In Points: 30, Off Paint: 14, 2nd T/O: 11, Fast Chance: 3, Break: 1, Bench: 16

Official Basketball Box Score -- Game Totals -- Final Statistics Southeast Mo. St. vs Denver 11/30/19 3:00 pm at Santa Clara, Calif. (Leavey Center)

Southeast Mo. St. 66 • 3-4,0-0 OVC

##	Player	Total			3-Ptr			Rebounds			PF	TP	A	TO	Blk	Stl	Min
		FG-FGA	FG-FGA	FT-FTA	Off	Def	Tot	Off	Def	Tot							
10	Quatarrius Wilson	f	4-4	0-0	2-4	5	6	11	3	10							

SEASON BOX SCORES

Official Basketball Box Score -- Game Totals -- Final Statistics Jackson St. vs Denver 12/03/19 6:00 pm at Denver, Colo. (Magness Arena)

Jackson St. 58 • 1-8,0-0 SWAC

#	Player	Total			3-Ptr			Rebounds			PF	TP	A	TO	Blk	Stl	Min
		FG-FGA	FG-FGA	FT-FTA	Off	Def	Tot	Off	Def	Tot							
11	Jayveous McKinnis	f	7-12	0-0	1-4	4	8	12	5	15	3	1	1	4	34		
00	Venjie Wallis	f	4-9	0-3	2-2	1	3	4	4	10	3	2	0	6	31		
05	Dontelius Ross	g	0-3	0-1	0-0	0	1	1	3	0	2	0	0	2	29		
04	Tristan Jarrett	*	8-21	2-11	0-2	0	3	3	2	18	1	3	0	1	36		
10	Cainan McClelland	*	3-7	0-2	1-1	0	0	0	3	7	1	0	0	0	23		
03	Jonas James	g	1-5	0-2	0-0	1	1	2	2	2	1	2	0	1	15		
13	Miles Daniels	g	1-6	0-5	0-0	0	0	0	3	2	1	2	0	0	19		
21	Lemmie Howard	g	1-2	0-0	0-0	0	0	0	2	2	0	2	0	1	10		
30	Khalil Spencer	g	1-1	0-0	0-0	0	2	2	3	2	0	0	0	0	3		
Team						0	2	2									
Totals			26-66	2-24	4-9	6	20	26	27	58	12	12	1	15	200		

FG % 1st Half: 13-33 39.4% 2nd half: 13-33 39.4% Game: 26-66 39.4%
 3FG % 1st Half: 0-13 0.0% 2nd half: 2-11 18.2% Game: 2-24 8.3%
 FT % 1st Half: 0-2 0.0% 2nd half: 4-7 57.1% Game: 4-9 44.4%

Denver 67 • 4-5,0-0 Summit L

#	Player	Total			3-Ptr			Rebounds			PF	TP	A	TO	Blk	Stl	Min
		FG-FGA	FG-FGA	FT-FTA	Off	Def	Tot	Off	Def	Tot							
12	Alperen Kurnaz	f	1-3	0-1	2-2	0	4	4	1	4	0	5	0	0	12		
21	Robert Jones	f	1-1	0-0	0-0	0	2	2	3	2	0	3	0	2	16		
00	Ade Murkey	g	4-6	1-2	8-10	0	6	6	2	17	1	2	0	0	33		
03	Jase Townsend	g	5-9	2-5	5-9	0	7	7	2	17	7	3	0	1	37		
04	Taelyr Gatlin	g	1-2	1-2	2-2	0	5	5	2	5	0	4	0	0	22		
01	David Nzekwesi	g	3-6	0-0	4-6	2	4	6	2	10	0	2	0	2	24		
02	Roscoe Eastmond	g	2-3	0-0	1-1	0	3	3	1	5	1	4	0	0	20		
10	Joseph Lanzi	g	1-3	1-2	1-2	0	3	3	1	4	2	1	0	0	19		
22	Tristan Green	g	1-2	1-1	0-0	0	3	3	1	3	2	1	0	0	17		
Team						0	1	1									
Totals			19-35	6-13	23-32	2	38	40	15	67	13	27	1	5	200		

FG % 1st Half: 11-18 61.1% 2nd half: 8-17 47.1% Game: 19-35 54.3%
 3FG % 1st Half: 4-7 57.1% 2nd half: 2-6 33.3% Game: 6-13 46.2%
 FT % 1st Half: 8-11 72.7% 2nd half: 15-21 71.4% Game: 23-32 71.9%

Officials: Matthew Rukasin, Mark Riggs, Brooks Wells
 Technical fouls: Jackson St.-None. Denver-None.
 Attendance: 497
 2019-20 Men's Basketball. Round: 0. Denver vs Jackson St.. Played at Magness A

Score by periods	1st	2nd	Total
Jackson St.	26	32	58
Denver	34	33	67

Points	In	Off	2nd	Fast	Bench
	Paint	T/O	Chance	Break	
JSU	42	28	4	17	8
DEN	18	10	2	14	22

Last FG - JSU 2nd-01:35, DEN 2nd-02:01.
 Largest lead - JSU by 7 1st-14:12, DEN by 13 2nd-07:25.
 JSU led for 10:42. DEN led for 26:07. Game was tied for 03:10.

Score tied - 3 times.
 Lead changed - 2 times.

Official Basketball Box Score -- Game Totals -- Final Statistics Denver vs UCLA 12/08/19 2:00 pm at Los Angeles, Calif. (Pauley Pavilion)

Denver 62 • 4-6,0-0 Summit L

#	Player	Total			3-Ptr			Rebounds			PF	TP	A	TO	Blk	Stl	Min
		FG-FGA	FG-FGA	FT-FTA	Off	Def	Tot	Off	Def	Tot							
12	Alperen Kurnaz	f	1-2	0-1	0-0	0	3	3	2	2	1	1	0	0	17		
21	Robert Jones	f	2-6	0-0	3-5	3	2	5	3	7	2	1	0	0	14		
00	Ade Murkey	g	7-12	3-5	1-2	0	3	3	2	18	1	2	0	1	34		
03	Jase Townsend	g	3-9	2-6	2-0	0	1	1	3	10	1	1	0	0	25		
04	Taelyr Gatlin	g	0-3	0-2	0-0	0	0	0	3	0	5	0	1	12			
01	David Nzekwesi	g	3-4	0-0	1-4	1	5	6	3	7	0	0	0	0	19		
02	Roscoe Eastmond	g	0-2	0-0	1-3	1	2	3	1	1	3	2	0	0	22		
05	Ray Kowalski	g	0-1	0-1	1-2	0	0	0	1	1	0	0	0	0	3		
10	Joseph Lanzi	g	3-5	1-2	2-2	0	1	1	1	9	3	3	0	0	19		
11	Owen McClashank	g	1-1	0-0	0-0	0	0	0	1	2	0	1	0	0	2		
13	Khalil Johnson	g	0-0	0-0	2-2	0	0	0	2	0	0	0	0	0	2		
14	Ryan Heath	g	0-0	0-0	0-0	0	0	0	0	0	0	0	0	0	1		
20	James Sanders IV	g	0-0	0-0	0-0	0	0	0	0	0	0	0	0	0	1		
22	Tristan Green	g	1-2	1-2	0-0	0	1	1	3	3	1	0	0	1	22		
42	Javonni Bickham	g	0-0	0-0	0-0	0	2	2	2	0	0	1	0	0	7		
Team						1	1	2									
Totals			21-47	7-19	13-22	6	21	27	24	62	12	17	0	3	200		

FG % 1st Half: 10-19 52.6% 2nd half: 11-28 39.3% Game: 21-47 44.7%
 3FG % 1st Half: 6-10 60.0% 2nd half: 1-9 11.1% Game: 7-19 36.8%
 FT % 1st Half: 6-11 54.5% 2nd half: 7-11 63.6% Game: 13-22 59.1%

UCLA 81 • 7-3,0-0 Pac-12

#	Player	Total			3-Ptr			Rebounds			PF	TP	A	TO	Blk	Stl	Min
		FG-FGA	FG-FGA	FT-FTA	Off	Def	Tot	Off	Def	Tot							
02	Cody Riley	f	9-13	0-0	3-4	4	7	11	5	21	1	1	0	0	22		
24	Jalen Hill	c	0-1	0-0	3-4	2	5	7	4	3	3	3	1	0	14		
04	Jaime Jaquez Jr.	g	7-12	2-6	0-1	2	4	6	2	16	4	0	2	34			
10	Tyger Campbell	g	3-10	1-5	2-2	1	1	2	1	9	3	3	0	0	31		
23	Prince Ali	g	3-9	1-5	4-4	2	4	2	11	0	0	1	1	27			
00	Alex Olesinski	g	0-0	0-0	0-0	0	0	0	0	0	0	0	0	0	1		
03	Jules Bernard	g	3-7	1-4	2-2	1	3	4	2	9	0	0	0	1	22		
05	Chris Smith	g	0-4	0-2	4-4	1	2	3	4	2	1	0	0	0	20		
13	Jake Kymran	g	1-1	0-0	2-4	0	0	0	4	0	0	0	3	5			
15	Armani Dodson	g	0-0	0-0	0-0	0	0	0	0	0	0	0	0	0	2		
20	Isaac Wolff	g	0-0	0-0	0-0	0	0	0	0	0	0	0	0	0	2		
22	Shareef O'Neal	g	2-2	0-0	0-2	2	1	3	3	4	1	0	0	1	19		
43	Russell Stong	g	0-0	0-0	0-0	0	0	0	0	0	0	0	0	0	1		
Team						0	1	1									
Totals			28-59	5-22	20-27	15	26	41	22	81	14	9	2	8	200		

FG % 1st Half: 15-30 50.0% 2nd half: 13-29 44.8% Game: 28-59 47.5%
 3FG % 1st Half: 3-13 23.1% 2nd half: 2-9 22.2% Game: 5-22 22.7%
 FT % 1st Half: 10-14 71.4% 2nd half: 10-13 76.9% Game: 20-27 74.1%

Officials: Tommy Nunez, Michael Irving, David Hall
 Technical fouls: Denver-None. UCLA-Jalen Hill.
 Attendance: 5243
 2019-20 Men's Basketball. Round: 0. Denver vs UCLA. Played at Pauley Pavilion.

Score by periods	1st	2nd	Total
Denver	32	30	62
UCLA	43	38	81

Points	In	Off	2nd	Fast	Bench
	Paint	T/O	Chance	Break	
DEN	22	9	8	5	25
UCLA	40	28	18	11	21

Last FG - DEN 2nd-00:19, UCLA 2nd-00:36
 Largest lead - DEN None. UCLA by 21 2nd-01:16.
 DEN led for 00:00. UCLA led for 39:25. Game was tied for 00:35.

Score tied - 0 times.
 Lead changed - 0 times.

Official Basketball Box Score -- Game Totals -- Final Statistics New Mexico St. vs Denver 12/10/19 7:00 pm at Denver, Colo. (Magness Arena)

New Mexico St. 72 • 6-5,0-0 WAC

#	Player	Total			3-Ptr			Rebounds			PF	TP	A	TO	Blk	Stl	Min
		FG-FGA	FG-FGA	FT-FTA	Off	Def	Tot	Off	Def	Tot							
13	C.J. Bobbitt	f	1-6	0-3	0-0	0	5	5	2	2	1	0	0	0	15		
15	Ivan Aurrecochea	f	7-10	0-0	0-3	3	4	7	4	14	0	3	0	0	24		
01	Shunn Buchanan	g	1-3	0-2	3-4	0	2	3	5	2	2	0	4	30			
10	Jabari Rice	g	7-11	2-5	2-3	4	4	8	1	18	2	2	0	0	33		
21	Trevelin Queen	g	5-9	3-5	2-2	0	5	3	15	7	4	0	3	33			
24	William McNair	g	1-2	0-0	0-0	0	0	0	1	2	0	1	0	13			
25	Robert Brown	g	0-1	0-0	0-0	0	0	0	0	0	0	0	1	2			
35	Johnny McCants	g	5-8	2-3	0-0	0	7	7	2	12	0	4	1	27			
55	Shawn Williams	g	1-6	1-4	1-2	1	1	2	1	4	0	3	0	23			
Team						1	1	2									
Totals			28-56	8-22	8-14	9	29	38	17	72	12	19	1	9	200		

FG % 1st Half: 15-31 48.4% 2nd half: 13-25 52.0% Game: 28-56 50.0%
 3FG % 1st Half: 7-16 43.8% 2nd half: 1-6 16.7% Game: 8-22 36

SEASON BOX SCORES

Official Basketball Box Score -- Game Totals -- Final Statistics Denver vs Northern Colo. 12/17/19 7:00 pm at Greeley, Colo. (Bank of Colorado Arena)

Denver 64 • 4-9,0-0 Summit L

#	Player	Total		3-Ptr		Rebounds		PF	TP	A	TO	Blk	Stl	Min	
		FG-FGA	FG-FGA	FT-FTA	Off Def Tot										
01	David Nzekwesi	f	2-3	0-0	2-3	0	0	0	6	0	0	0	1	11	
22	Tristan Green	f	0-0	0-0	0-0	0	1	1	1	0	1	3	1	16	
00	Ade Murkey	g	7-10	0-0	3-4	2	9	11	2	17	2	5	3	29	
02	Roscoe Eastmond	g	1-5	0-2	2-2	0	1	1	2	4	2	3	0	22	
03	Jase Townsend	g	5-8	0-2	2-3	0	2	2	5	12	0	3	0	30	
04	Taelyr Gatlin	g	1-5	1-2	1-2	0	1	1	1	4	0	2	0	24	
05	Ray Kowalski	g	3-3	1-1	0-1	0	3	3	3	7	0	0	0	17	
10	Joseph Lanzi	g	1-1	0-0	2-2	0	0	0	5	4	0	4	0	13	
11	Owen McGlashan	g	0-2	0-0	3-4	1	3	4	0	3	0	1	1	8	
12	Alperen Kurnaz	g	0-0	0-0	0-0	0	0	0	0	0	0	0	0	2	
13	Khalil Johnson	g	0-0	0-0	0-0	0	0	0	0	0	0	0	0	1	
14	Ryan Heath	g	0-0	0-0	0-0	0	0	0	0	0	0	0	0	1	
21	Robert Jones	g	3-8	0-0	1-6	2	5	7	5	7	0	4	1	20	
34	James Sanders IV	g	0-0	0-0	0-0	0	0	0	0	0	0	0	0	1	
42	Javonni Bickham	g	0-1	0-1	0-0	0	0	0	0	0	0	0	0	5	
Team						4	1	5							
Totals			23-46	2-8	16-27	9	27	36	24	64	5	25	6	8	200

FG % 1st Half: 14-25 56.0% 2nd half: 9-21 42.9% Game: 23-46 50.0%
 3FG % 1st Half: 1-4 25.0% 2nd half: 1-4 25.0% Game: 2-8 25.0%
 FT % 1st Half: 6-9 66.7% 2nd half: 10-18 55.6% Game: 16-27 59.3%

Deadball Rebounds 3,1

Northern Colo. 86 • 6-4,0-0 Big Sky

#	Player	Total		3-Ptr		Rebounds		PF	TP	A	TO	Blk	Stl	Min	
		FG-FGA	FG-FGA	FT-FTA	Off Def Tot										
13	Bodie Hume	f	5-12	3-6	3-4	2	5	7	4	16	2	1	0	36	
15	Kur Jockuch	f	5-6	0-0	0-1	3	1	4	5	10	0	2	1	22	
02	Matt Johnson	g	6-9	3-3	0-1	0	1	1	4	15	0	0	0	29	
05	Sam Masten	g	2-6	0-2	4-4	1	1	2	1	8	1	1	0	20	
12	Jonah RaDebaugh	g	8-16	1-2	0-10	0	5	5	3	26	6	4	0	39	
01	Trent Harris	g	2-7	2-5	2-2	0	2	2	1	8	0	1	0	23	
03	Tre-Shon Smoots	g	0-0	0-0	0-0	0	0	0	0	0	0	0	0	1	
11	Rodrick McCobb	g	0-1	0-0	2-4	1	4	5	3	2	0	2	0	10	
24	David Jabedo	g	0-0	0-0	0-0	0	0	0	0	0	0	0	0	1	
25	Kai Edwards	g	0-0	0-0	1-2	1	0	1	5	1	0	2	0	8	
43	Roy Grigsby	g	0-1	0-1	0-0	0	1	1	0	0	0	0	0	1	
Team						0	2	2							
Totals			28-58	9-19	21-28	8	22	30	26	86	9	13	2	8	200

FG % 1st Half: 19-30 63.3% 2nd half: 9-28 32.1% Game: 28-58 48.3%
 3FG % 1st Half: 4-9 44.4% 2nd half: 5-10 50.0% Game: 9-19 47.4%
 FT % 1st Half: 10-13 76.9% 2nd half: 11-15 73.3% Game: 21-28 75.0%

Deadball Rebounds 1

Officials: Eric Anderson, Bob Staffen, Verne Harris
 Technical fouls: Denver-Roscoe Eastmond, Northern Colo.-TEAM.
 Attendance: 1460
 2019-20 Men's Basketball. Round: 0. Denver vs Northern Colo.. Played at Bank O

Score by periods	1st	2nd	Total
Denver	35	29	64
Northern Colo.	52	34	86

Points	In Paint	Off T/O	2nd Chance	Fast Break	Bench
Denver	32	14	9	11	25
UNC	36	28	8	6	11

Last FG - DEN 2nd-03:51, UNC 2nd-05:21.
 Largest lead - DEN None, UNC by 25 2nd-05:21.
 DEN led for 00:00, UNC led for 39:20. Game was tied for 00:14.

Score tied - 0 times.
 Lead changed - 0 times.

Official Basketball Box Score -- Game Totals -- Final Statistics Wyoming vs Denver 12/21/19 1:00 pm at Denver, Colo. (Magness Arena)

Wyoming 72 • 4-9,0-2 Mountain

#	Player	Total		3-Ptr		Rebounds		PF	TP	A	TO	Blk	Stl	Min	
		FG-FGA	FG-FGA	FT-FTA	Off Def Tot										
10	Hunter Thompson	f	2-9	1-6	2-3	2	2	4	5	7	0	1	3	0	23
15	Tyler Morman	f	1-1	0-0	0-0	0	3	3	4	2	1	1	1	0	20
00	Jake Hendricks	g	5-15	5-14	4-4	1	4	5	2	19	2	1	0	0	41
02	A.J. Banks	g	1-5	0-1	4-8	0	1	1	4	6	2	2	1	0	34
24	Hunter Maldonado	g	8-13	0-2	4-5	0	9	9	2	20	4	3	0	1	44
11	Trevon Taylor	g	4-7	1-1	7-7	1	6	7	3	16	0	1	1	1	39
12	Greg Milton III	g	0-1	0-0	0-1	0	1	1	0	0	1	0	0	1	11
13	Brandon Porter	g	1-4	0-3	0-0	0	2	2	1	2	0	0	0	1	8
22	Kenny Foster	g	0-0	0-0	0-0	0	0	0	1	0	2	0	0	0	5
Team						1	5	6							
Totals			22-55	7-27	21-28	5	33	38	22	72	11	12	6	3	225

FG % 1st Half: 13-28 46.4% 2nd half: 8-24 33.3% OT: 1-3 33.3% Game: 22-55 40.0%
 3FG % 1st Half: 1-10 10.0% 2nd half: 5-14 35.7% OT: 1-3 33.3% Game: 7-27 25.9%
 FT % 1st Half: 8-7 87.5% 2nd half: 3-4 75.0% OT: 11-16 68.8% Game: 21-28 75.0%

Deadball Rebounds 3

Denver 66 • 4-10,0-0 Summit

#	Player	Total		3-Ptr		Rebounds		PF	TP	A	TO	Blk	Stl	Min	
		FG-FGA	FG-FGA	FT-FTA	Off Def Tot										
12	Alperen Kurnaz	f	1-4	1-3	0-0	0	2	2	5	3	0	0	0	0	20
21	Robert Jones	f	2-4	0-0	1-5	4	3	7	1	5	0	2	0	0	27
00	Ade Murkey	g	5-12	2-4	1-5	1	7	8	5	13	0	2	1	3	35
02	Roscoe Eastmond	g	0-2	0-1	0-0	0	3	3	0	0	7	3	0	1	24
03	Jase Townsend	g	8-20	2-7	6-6	1	3	4	4	24	2	2	2	1	42
01	David Nzekwesi	g	4-6	2-2	5-12	4	8	12	3	15	0	1	0	1	19
04	Taelyr Gatlin	g	0-3	0-1	3-5	0	3	3	1	3	1	0	0	1	28
05	Ray Kowalski	g	0-1	0-0	0-0	0	0	0	0	1	0	0	0	0	3
10	Joseph Lanzi	g	0-3	0-3	0-0	1	0	1	2	0	2	0	0	0	7
11	Owen McGlashan	g	1-2	1-1	0-0	2	0	2	2	3	0	2	0	0	15
22	Tristan Green	g	0-1	0-0	0-1	1	1	2	1	0	0	0	0	0	5
Team						0	2	2							
Totals			21-58	8-22	16-34	14	32	46	25	66	13	15	3	6	225

FG % 1st Half: 8-27 29.6% 2nd half: 9-21 42.9% OT: 4-10 40.0% Game: 21-58 36.2%
 3FG % 1st Half: 5-10 50.0% 2nd half: 3-9 33.3% OT: 0-3 0.0% Game: 8-22 36.4%
 FT % 1st Half: 5-12 41.7% 2nd half: 11-20 55.0% OT: 0-2 0.0% Game: 16-34 47.1%

Deadball Rebounds 8

Officials: Doran Gotschall, Shawn Lehigh, Tommy Nunez
 Technical fouls: Wyoming-None, Denver-None.
 Attendance: 1543
 2019-20 Men's Basketball. Round: 0. Denver vs Wyoming. Played at Magness Arena

Score by periods	1st	2nd	OT	Total
Wyoming	34	24	14	72
Denver	26	32	8	66

Points	In Paint	Off T/O	2nd Chance	Fast Break	Bench
WYO	24	8	5	7	18
DEN	16	14	8	15	21

Last FG - WYO OT-03:54, DEN OT-06:56.
 Largest lead - WYO by 10 2nd-18:30, DEN by 5 1st-08:14.
 WYO led for 24:12, DEN led for 13:04. Game was tied for 06:40.

Score tied - 9 times.
 Lead changed - 5 times.

Official Basketball Box Score -- Game Totals -- Final Statistics North Dakota St. vs Denver 12/29/19 3:30 pm at Denver, Colo. (Magness Arena)

North Dakota St. 66 • 9-5,1-0 Summit L

#	Player	Total		3-Ptr		Rebounds		PF	TP	A	TO	Blk	Stl	Min	
		FG-FGA	FG-FGA	FT-FTA	Off Def Tot										
34	Rocky Kreuser	f	2-6	1-4	2-2	1	10	11	2	7	2	2	0	2	28
00	Vinnie Shahid	g	6-10	5-8	2-2	0	4	4	0	19	5	5	0	1	32
03	Tyree Eady	g	2-6	1-3	0-0	1	2	3	1	5	1	0	1	0	28
22	Cameron Hunter	g	1-4	0-1	0-0	0	2	2	0	2	2	0	0	0	24
24	Tyson Ward	g	8-10	0-0	2-4	0	5	5	4	18	1	3	0	0	23
02	Jaxon Knotek	g	0-4	0-4	0-0	0	2	2	0	0	1	2	0	0	11
13	Chris Quayle	g	1-5	0-2	2-3	1	4	5	4	4	1	0	0	0	27
23	Malecek Harden-Hayes	g	1-3	1-1	2-2	0	3	3	1	5	0	1	0	0	15
44	Tyler Witz	g	3-3	0-0	0-0	0	2	2	2	6	1	1	0	1	12
Team						0	1	1							
Totals			24-51	8-23	10-13	3	35	38	14	66	14	15	1	4	200

FG % 1st Half: 13-29 44.8% 2nd half: 11-22 50.0% Game: 24-51 47.1%
 3FG % 1st Half: 4-14 28.6% 2nd half: 4-9 44.4% Game: 8-23 34.8%
 FT % 1st Half: 3-4 75.0% 2nd half: 7-9 77.8% Game: 10-13 76.9%

Deadball Rebounds 0

Denver 55 • 4-11,0-1 Summit

#	Player	Total		3-Ptr		Rebounds		PF	TP	A	TO	Blk	Stl	Min	
		FG-FGA	FG-FGA	FT-FTA	Off Def Tot										
12	Alperen Kurnaz	f	1-3	1-2	2-2	0	1	1	0	5	0	0	0	0	19
21	Robert Jones	f	1-5	0-0	1-2	0	2	2	2	3	0	1	0	0	23
00	Ade Murkey	g	5-19	0-1	5-6	4	7	11	1	15	2	1	2	1	36
03	Jase Townsend	g	6-16	3-4	2-2	1	6	7	4	17	3	5	0	4	35
04	Taelyr Gatlin	g	2-5	0-3	0-0	0	4	4	3	4	1	0	0	0	32
01	David Nzekwesi	g	1-5	0-1	2-3	1	1	2	1	4	0	2	0	0	18
02	Roscoe Eastmond	g	3-3	1-1	0-0	0	1	1	1	7	2	1	0	1	22
05	Ray Kowalski	g	0-1	0-1	0-0	0	0	0	0	0					

SEASON BOX SCORES

Official Basketball Box Score -- Game Totals -- Final Statistics

Denver vs South Dakota
01/05/20 3:30 pm at Vermillion, S.D. (Sanford Coyote SC)

Denver 78 • 4-13,0-3 Summit

##	Player	Total		3-Ptr		Rebounds			PF	TP	A	TO	Blk	Stl	Min
		FG-FGA	FG-FGA	FT-FTA	Off	Def	Tot								
12	Alperen Kurnaz	r	3-5	1-3	0-0	0	3	3	3	7	0	2	0	0	21
21	Robert Jones	r	4-6	0-0	7-11	1	4	5	4	15	0	2	0	0	32
00	Ade Murkey	g	7-15	0-3	5-6	0	7	7	1	19	5	2	0	0	36
03	Jase Townsend	g	9-11	3-4	5-7	1	8	9	1	26	2	2	0	1	36
04	Taelyr Gatlin	g	2-5	2-2	0-0	0	3	3	4	6	2	1	0	0	33
01	David Nzekwesi		0-4	0-1	0-0	1	1	2	2	0	2	0	0	0	9
02	Roscoe Eastmond		1-2	0-0	0-0	0	0	0	4	2	0	0	0	0	16
10	Joseph Lanzi		1-4	1-4	0-0	0	5	5	4	3	1	0	0	0	17
11	Owen McGlashan		0-0	0-0	0-0	0	0	0	0	0	0	0	0	0	0+
Team						1	0	1							
Totals			27-52	7-17	17-24	4	31	35	23	78	12	9	0	1	200

FG % 1st Half: 13-29 44.8% 2nd half: 14-23 60.9% Game: 27-52 51.9% Deadball Rebounds 3
3FG % 1st Half: 2-9 22.2% 2nd half: 5-8 62.5% Game: 7-17 41.2%
FT % 1st Half: 3-4 75.0% 2nd half: 14-20 70.0% Game: 17-24 70.8%

South Dakota 80 • 10-7,1-2 Summit

##	Player	Total		3-Ptr		Rebounds			PF	TP	A	TO	Blk	Stl	Min
		FG-FGA	FG-FGA	FT-FTA	Off	Def	Tot								
25	Tyler Hagedorn	r	7-13	3-6	9-10	0	6	6	3	26	5	1	2	0	34
00	Stanley Umude	g	4-12	1-5	0-0	0	2	2	0	9	0	1	1	1	28
03	Triston Simpson	g	3-9	1-5	0-1	0	2	2	5	7	3	0	0	1	37
10	Cody Kelley	g	4-8	4-7	4-4	0	3	3	4	16	1	1	0	0	31
22	Tyler Peterson	g	5-5	1-1	6-9	0	3	3	4	17	1	1	0	0	34
01	Ty Chisom		0-0	0-0	0-0	0	1	1	0	0	0	0	0	0	6
02	Simeon Jovic		0-0	0-0	2-2	0	0	0	0	2	0	0	0	0	3
05	Kruz Perrott-Hunt		0-1	0-1	0-0	0	2	2	0	0	0	0	0	0	5
13	Matt Johns		0-1	0-1	0-0	1	1	2	3	0	0	0	0	0	10
20	Brandon Armstrong		1-5	1-3	0-0	0	2	2	0	3	0	1	1	1	12
Team						1	1	2							
Totals			24-54	11-29	21-26	2	23	25	19	80	10	5	4	3	200

FG % 1st Half: 15-29 51.7% 2nd half: 9-25 36.0% Game: 24-54 44.4% Deadball Rebounds 2,2
3FG % 1st Half: 8-16 50.0% 2nd half: 3-13 23.1% Game: 11-29 37.9%
FT % 1st Half: 0-0 0.0% 2nd half: 21-26 80.8% Game: 21-26 80.8%

Officials: Tuscon Grigg,Robert Felder,Lewis Garrison
Technical fouls: Denver-None. South Dakota-None.
Attendance: 2014
2019-20 Men's Basketball. Round: 0. Denver vs South Dakota. Played at Sanford

Score by periods	1st	2nd	Total
Denver	31	47	78
South Dakota	38	42	80

	In	Off	2nd	Fast	Bench
Points	Paint	T/O	Chance	Break	
DEN	32	5	7	10	5
SD	16	12	1	17	5

Last FG - DEN 2nd-00:02, SD 2nd-07:42. Score tied - 0 times.
Largest lead - DEN None, SD by 12 2nd-15:24. Lead changed - 0 times.
DEN led for 00:00. SD led for 38:46. Game was tied for 00:34.



RODNEY BILLUPS

HEAD COACH • FOURTH SEASON

DENVER, COLO.

DENVER (2005)

Rodney Billups will enter his fourth season with the University of Denver men's basketball team in 2019-20.

The Denver native's 31 career wins is the most by any coach through the first two seasons in the program's Division I era (1998-pres.).

Billups' squad made a leap in his second season, posting a 15-15 record despite playing a tougher non-league schedule than the previous year, which included Colorado and Stanford on it. The Crimson and Gold finished 8-6 in Summit League play and locked up the No. 3 seed, its highest since joining back in 2013.

DU also won its quarterfinal meeting against No. 6 Oral Roberts, giving them their first Summit League Tournament win under Billups.

Billups' team got hot near the end of the year, winning eight of its final 11 games and had two big signature wins during the regular season against Wyoming and South Dakota, both in Magness Arena.

The Pioneers posted a 10-4 record at home in 2017-18, their best mark since the 2012-13 year.

Denver again showcased its good passing and shooting touch under Billups, ranking first in the Summit League in assists per game and second in 3-point percentage. The Pioneers also became a force on the boards, ranking first in the league in rebounding margin at plus-6.0, which also was good for 24th in all of Division I.

The continued development of Joe Rosga and Daniel Amigo was on full display throughout the year, with the duo both making the All-Summit League teams, Rosga being a first-team member and Amigo second team.

Rosga posted a career-best 16.1 scoring average in his junior season the watchful eye of Billups, the most a DU player has averaged in over a decade.

In his debut season in 2016-17, the former Pioneer standout led the Pioneers to a 16-14 record, including a record of 8-8 in the Summit League. The eight league wins tied the most the program has had in league play since joining the league back in 2013.

Billups brought a new type of style to Denver which resulted in DU averaging a 75.8 points per contest, the most it has since going Division I back in 1998.

The Crimson and Gold also continued to show its outside touch under the first-year coach, finishing second in the Summit League in 3-point percentage at 40.2, which also was good for 13th in all of the NCAA.

Under Billups, the Pioneers showed huge improvement on the glass, finishing second in the Summit League in rebounding margin at plus-4.2.

Both Rosga and Amigo saw their respective games reach new heights during the 2016-17 campaign under Billups, with both posting then-career highs in numerous statistical categories. Amigo's breakout year resulted in a second-team All-Summit League selection, while Rosga got honorable mention for a second straight season.

Billups comes to Denver after spending six seasons on Tad Boyle's staff at the University of Colorado.

During his first two years (2010-12) in Boulder, Billups was the director of basketball operations where he was an integral part of the behind-of-the-scenes success of back-to-back school-bests 24-win campaigns with travel, scheduling, and the day-to-day operations of the program.

When he was promoted to the coaching staff as an assistant coach prior to the 2012-13 season, the Buffaloes didn't skip a beat. Billups continued CU's excellence enjoying their finest seasons with a 21-win campaign in 2012-13, and another 23 victories in 2013-14, the third-most victories in school history.

During Billups's tenure with the coaching staff, the Buffaloes' have accumulated 130 victories, which have included five of CU's nine 20+ winning seasons in school history. The Buffaloes' have had six-straight seasons of post-season play (2010-2016) and three straight NCAA Tournament berths (2011-14) and a fourth appearance in 2016.

Over the last six seasons, Billups has coached a number of CU student-athletes to conference excellence.

In CU's first year of the Pac-12, Andre Roberson (first team, All-Defensive, All-Tournament team), Carlon Brown (second team, tournament's Most Outstanding Player), and Spencer Dinwiddie (freshman team), all garnered all-conference honors.

In year two of the conference, Roberson (first team, Defensive Player of the Year, All-Defensive team); Dinwiddie (first team) and Josh Scott (All-Freshman team) earned post-season accolades.

In the third year, Scott continued CU's prominence among the elite Pac-12 Conference players, as he was selected to the first team, while Askia Booker was an honorable mention selection, as to, Wesley Gordon to the honorable mention freshman team. Booker was also named to the Pac-12 All-Tournament team.

During his previous six years on the staff, Billups has also helped mentored four former CU student-athlete standouts to the next step professionally in their respective basketball careers.

Alec Burks, a sophomore was CU's second-ever lottery pick, was selected No. 12 overall by the Utah Jazz in the 2011 NBA Draft, while Andre Roberson left after his junior year, was the No. 26 overall selection by the Minnesota Timberwolves in 2013 (later traded to Oklahoma City).

Spencer Dinwiddie, also a junior, was drafted by the Detroit Pistons in the 2014 NBA Draft (second round, No. 38 overall); and Cory Higgins, the school's all-time co-leader in points, played with the Charlotte Bobcats during the 2011-12 season.

Billups is the younger brother of former CU great Chauncey Billups, who played with the Buffaloes from 1995-97.

The younger Billups is also a Colorado native, graduating from George Washington High School in 2001. He was a three-year standout at the University of Denver from 2002-05.

At DU, Billups averaged 10.2 points, 6.4 assists, and 3.2 rebounds per game during his 2004-05 senior campaign. In addition to leading the Sun Belt Conference in assists, he also ranked 17th nationally in that category. Billups was named an All-SBC third team selection in 2004-05, the same season he helped the Pioneers win 20 games and a National Invitation Tournament berth.

Billups' 199 assists in his senior season, ranked third all-time in school history, while his 58 steals, was seventh. During his three years at DU, Billups was fourth in assists (418) and fifth in steals (154).

For his career, he averaged 8.5 points, in addition to 4.6 assists, 2.7 rebounds and 1.7 steals per game.

In 2004-05, Billups was named co-recipient of the Floyd M. Theard Jr. Memorial Award. An award presented each year to the DU men's basketball player who best displays the qualities of leadership, scholarship and sportsmanship.

Billups earned his business management degree from DU in 2005. After his collegiate days, he played professional basketball for ASK Riga in Latvia (2005-06), where he led the league in steals and assists. He also played one year in Finland (2006-07).

BILLUPS' RECORD VS. OPPONENTS

Abilene Christian	0-1
Air Force	1-3
Arkansas Pine Bluff	1-0
Cal State Fullerton	1-0
Colorado	0-1
Colorado Mesa	1-0
Colorado State	0-1
Eastern Washington	0-1
Fairfield	0-1
Florida Gulf Coast	0-1
Gonzaga	0-1
IUPUI	1-1
Jacksonville	0-1
Jackson State	1-0
Johnson & Wales	1-0
Kansas State	0-1
Longwood	1-0
Maine	1-0
Montana State	1-1
Navy	0-1
New Mexico State	0-1
North Dakota	0-3
North Dakota State	4-3
Northern Colorado	1-3
Omaha	1-5
Oral Roberts	6-1
Purdue Fort Wayne	1-5
Sacramento State	1-0
San Jose State	2-0
Santa Clara	0-1
Seattle	0-1
South Alabama	1-0
South Dakota	1-7
South Dakota State	1-6
Southeast Missouri	0-1
Stanford	0-1
St. Francis Brooklyn	1-0
Texas A&M	0-1
UC Irvine	0-2
UC Riverside	1-1
UCLA	0-1
USC Upstate	1-0
Utah State	0-1
Utah Valley	1-2
Weber State	1-0
Western Illinois	5-1
Western Colorado	2-0
Wyoming	2-2

BILLUPS YEAR-BY-YEAR RECORD

YEAR	SCHOOL	POSITION	RECORD	NOTES
2019-20	Denver	Head Coach	4-12	
2018-19	Denver	Head Coach	8-22	
2017-18	Denver	Head Coach	15-15	Summit League Championship Semifinals
2016-17	Denver	Head Coach	16-14	Summit League Championship Quarterfinals
DENVER TOTALS (4 seasons)			43-64 (.401)	
2015-16	Colorado	Assistant Coach	22-12	NCAA Tournament First Round
2014-15	Colorado	Assistant Coach	16-18	CBI Quarterfinals
2013-14	Colorado	Assistant Coach	23-12	NCAA Tournament First Round
2012-13	Colorado	Assistant Coach	21-12	NCAA Tournament First Round
2011-12	Colorado	Director of Ops	24-12	NCAA Tournament Second Round
2010-11	Colorado	Director of Ops	24-14	NIT Final Four
HEAD COACH TOTALS (Four Seasons)			43-64 (.401)	
ASSISTANT TOTALS (Six Seasons)			130-80 (.619)	

TV/RADIO ROSTER



0
Ade Murkey
G • SR • 6-5
Minneapolis, Minn.



1
David Nzekwesi
F • SO • 6-9
The Hague, Netherlands



2
Roscoe Eastmond
G • FR • 5-9
Marietta, Ga.



3
Jase Townsend
G • SO • 6-3
Dallas, Texas.



4
Taelyr Gatlin
G • SO • 6-3
Atoka, Tenn.



5
Ray Kowalski
G • JR • 6-3
Concord, N.C.



10
Joe Lanzini
G • SO • 6-5
Birmingham, Ala.



11
Owen McGlashan
G/F • FR • 6-7
Marlton, N.J.



12
Alperen Kurnaz
F • SO • 6-8
Istanbul, Turkey



13
Khalil Johnson
G • SO • 6-3
Long Island, N.Y.



21
Robert Jones
F • FR • 6-10
Prior Lake, Minn.



22
Tristan Green
F • SO • 6-9
Boerne, Texas



42
JaVonn Bickham
F • FR • 6-6
Minneapolis, Minn.



Rodney Billups
Head Coach
Fourth Year




Bacari Alexander
Assistant Coach
First Year



Raman Sposato
Assistant Coach
First Year



Dwight Thorne
Assistant Coach
Fourth Year



Max Bent
Director of Bask. Ops
First Year