

2018-19 MEDIA GUIDE

DENVER

MEN'S BASKETBALL



UNIVERSITY OF DENVER LEADERSHIP MESSAGE



Over the past century and a half, DU has established a proud history of dedication to both academic and athletic excellence.

The Pioneers' great athletic tradition includes many noteworthy achievements, not least winning the Division I-AAA Learfield Sports Directors' Cup in 10 of the last 11 years. This recognition as the nation's best athletics program among Division I schools without football in 2018, 2017, 2016, 2015, 2014, 2013, 2011, 2010, 2009 and 2008 is a tremendous accomplishment. Adding 33 NCAA Championships, 120 Individual NCAA Championships, 192 NCAA Tournament Appearances, 455 All-Americans, 1,115 All-Conference Honors, 110 Conference Championships, 88 Conference Coaches of the Year, 8 National Coaches of the Year and 67 Olympians shows our history to be one filled with achievement at an elite level.

The University is equally proud of the tremendous accomplishments of its student-athletes in the classroom and of our academic standing among fellow NCAA institutions. All 17 DU sports programs have scored an Academic Progress Rate over 925 (the NCAA standard) for eight consecutive years and our Graduation Success Rate sits above 90%.

In keeping with DU's vision of being a great private university dedicated to the public good, our mission is to promote learning by engaging with students in advancing scholarly inquiry, cultivating critical and creative thought, and generating knowledge. Pioneer student-athletes – the young men and women who dedicate themselves to being the best on and off the field of play – are fine examples of the values the University of Denver seeks to promote.

Go Pioneers!

Rebecca Chopp, Chancellor

Karilton Creech, Vice Chancellor for Athletics, Recreation and Ritchie Center Operations



GENERAL INFORMATION

Name of School.....University of Denver
 Location Denver, Colo.
 Enrollment 11,614
 Founded 1864
 NicknamePioneers
 Colors..... Crimson and Gold
 National AffiliationNCAA Division I
 Conference.....Summit League
 Chancellor.....Rebecca Chopp
 Alma Mater Kansas Wesleyan '74
 University of Chicago '83
 Vice Chancellor for AthleticsKarlton Creech
 Alma Mater North Carolina State '04
 Athletics Director.....Ron Grahame
 Alma Mater Denver '73
 Athletics Department Phone(303) 871-2275
 Ticket Office Phone..... (303) 871-2336

TEAM INFORMATION

Arena.....Magness Arena
 Capacity 7,200
 2017-18 Record:..... 15-15 (10-4 H, 3-9 R, 2-2 N)
 2017-18 Summit League:..... 8-6 (5-2 H, 3-2 R)
 2017-18 Summit League Finish:.....3rd
 Starters returning/lost.....3/2
 Letterwinners returning/lost.....6/8
 Newcomers.....7

MEN'S BASKETBALL STAFF

Head CoachRodney Billups
 Alma Mater Denver '05
 Record at DU31-29 (Third season)
 Career31-29 (Third season)
 Phone..... (303) 871-4918
 Assistant Coach.....Ricardo Patton
 Alma MaterBelmont '80
 Trevecca Nazarene '87
 Assistant Coach.....Steve Snell
 Alma MaterRadford '90
 Assistant Coach.....Dan Ficke
 Alma MaterLoyola University (Md.)'09
Loyola University (Md.)'10
 Dir. of Basketball Operations.... Dwight Thorne
 Alma Mater Colorado '10
 Assistant Athletic Trainer Pat Hoxsey
 Alma MaterBoise State '91
Michigan State '95
 Team Doctor..... Dr. Girish Paranjape
 Alma MaterOklahoma '92
Oklahoma State '96
 Strength & Conditioning Gary Boros
 Alma Mater Minnesota '11
St. Cloud State '13
 Sport Program Assistant..... Jeanie O'Kane
 Alma MaterIowa

TEAM HISTORY

First Year of Basketball..... 1903-04
 Overall all-time record..... 1,287-1,308
 No. yrs. In NCAA Tournament/Last..... 0/NA
 No. yrs. In NIT/Last..... 3/2013
 Last postseason opponent Maryland
 Result.....L, 52-62 (NIT, 3/21/13)

TABLE OF CONTENTS

Quick Facts.....2
 Media Information2-6
 Magness Arena7
 Denver Facilities8
 2018-19 Denver Pioneers9-39
 2018-19 Denver Basketball9
 Head Coach Rodney Billups.....10-12
 Assistant Coach Ricardo Patton.....13
 Assistant Coach Steve Snell14
 Assistant Coach Dan Ficke.....15
 Director of Ops. Dwight Thorne16
 Support Staff17
 Roster.....18-19
 Abiola Akintola20-21
 Ronnie Harrell Jr.22-23
 Drew Joiner.....24-25
 Joe Rosga26-27
 Tory Stewart-Miller.....28-29
 Jake Krafka30-31
 Ade Murkey.....32-33
 Donovan Carlisle34-35
 Elvin Rodriguez36-37
 David Nzekwesi38
 Alperen Kurnaz.....38
 Taelyr Gatlin38
 Joseph Lanzi38
 Jase Townsend.....39
 2017-18 Team Statistics.....40-52
 2017-18 Results41
 2017-18 Final Team Statistics42-44
 2017-18 Box Scores.....45-52
 Opponents.....53-55
 About The Summit League54-55
 Pioneer History.....56-99
 Historical Highlights57-58
 Pioneer Timeline59-60
 Pioneer Honors.....61-63
 Denver Basketball Awards.....64-66
 All-Time Roster.....67-69
 All-Time Coaching Records70
 Season-by-Season Team Records71
 Season-by-Season Statistics72-74
 Season-by-Season Leaders75-77
 Career Records.....78
 1,000 Point Scorers.....79-81
 Player Season Records82
 Team Season Records83
 Player Game Records.....84
 Team Game Records85
 Magness Arena Records86
 Year-by-Year Results.....87-96
 All-Time Series Records97-99

MEDIA GUIDE CREDITS

The 2018-19 Denver Pioneers Men's Basketball Media Guide is published by the University of Denver Athletics Media Relations Office. This guide was written, and edited by Chris Smith. Design of the media guide was put together by Chris Smith. Editorial and research assistance provided by University of Denver Media Relations current and former staff. Photos provided by Clarkson Creative, Mike Kennedy, William R. Sallaz, Denver Nuggets, NBA Photos, Wayne Armstrong, Lacey Den Hartog, John Baker, Justin Edmonds and the University of Denver Archives/Staff. Cover was designed by Chris Smith of the University of Denver Athletic Communications staff.

MEDIA RELATIONS

Asst. Dir. (MBB Contact)..... Chris Smith
 Office Phone..... (303) 871-7555
 Cell Phone (720) 272-6760
 Email..... christopher_smith726@du.edu
 WebsiteDenverPioneers.com
 Twitter ID@DU_MHoops
@DU_Pioneers
 Facebook Denver Pioneers
 Denver Men's Basketball
 InstagramDenverPioneers
DU_MHoops



MEDIA INFORMATION

MEDIA OUTLETS - TV

KWGN (Channel 2 - CW2)
 Nick Griffith, Sports Producer
 100 East Speer Boulevard
 Denver, CO 80203
 (303) 566-7523
 nick.griffith@kdvr.com

KCNC (Channel 4 - CBS)
 Eric Christensen, Sports Producer
 1044 Lincoln Avenue
 Denver, CO 80203
 (303) 830-6321
 scox@cbs.com

KMGH (Channel 7 - ABC)
 Arran Andersen, Sports Anchor
 123 Speer Boulevard
 Denver, CO 80203
 (303) 832-0169

KUSA (Channel 9 - NBC)
 Brian Olson, Executive Producer
 500 Speer Boulevard
 Denver, CO 80203
 (303) 871-1870
 brian.olson@9news.com

KDVR (Channel 31 - FOX)
 Nick Griffith, Sports Producer
 100 East Speer Boulevard
 Denver, CO 80203
 (303) 566-7523
 nick.griffith@kdvr.com

AT&T Sportsnet
 Justin Argo, Producer
 2399 Blake Street, Suite 130
 Denver, CO 80205
 (720) 898-2791
 jlargo@directv.com

ALTITUDE SPORTS
 Ben Boylan, Altitude Sports President
 11203 E. Peakview Ave.
 Centennial, CO 80111
 (303) 405-6100

MEDIA OUTLETS - PRINT

Associated Press
 Arnie Stapleton, Sports Editor
 1120 Lincoln St., Suite #901
 Denver, CO 80203
 (303) 825-0123
 apdenver@ap.org

The Clarion
 Jillian Queri, Sports Editor
 University of Denver
 Denver, CO 80208
 (303) 871-3131
 jillz@michaelsutter.com

The Denver Post
 Scott Monserud
 101 W. Colfax, Suite 600
 Denver, CO 80202
 kfredrickson@denverpost.com

Mile High Sports Magazine
 Doug Ottewill, Publisher/Editor
 1424 Larimer Street #100
 Denver, CO 80202
 (303) 650-1795
 dottewill@milehighsports.com

MEDIA OUTLETS - RADIO
KKFN (FM 104.3 "The Fan")
 Raj Sharan, Producer
 7800 E. Orchard Avenue, Suite 400
 Greenwood Village, CO 80111
 (303) 321-0950
 raj@1043thefan.com

Mile High Sports Radio (KDco AM1340)
 Casey Light, Program Director
 1424 Larimer Street #100
 Denver, CO 80202
 (303) 650-1795
 casey@milehighsports.com

KOA (AM 850)
 Mark Johnson, Sports Producer
 4695 S. Monaco Parkway
 Denver, CO 80237
 (303) 713-8695
 markjohnson@850koa.com

PIONEER SOCIAL NETWORKING

Fans of the Pioneers can follow their favorite teams on Twitter, Facebook and Instagram to get the most up-to-the-minute news, scores, pictures and event updates. Twitter will be used to send out breaking news, scores and highlights during Pioneer athletic events. The Pioneers' Facebook Fan Page will be used to post news, scores, upcoming events and promotional activities for all 17 Pioneer sports. Instagram will be used for behind the scenes pictures and upcoming promotions.



**Denver Men's
Basketball
Denver
Pioneers**



**@DU_MHoops
@DU_Pioneers**



**DenverPioneers
du_mhoops**

DENVERPIONEERS.COM

DenverPioneers.com is the official athletic site of the University of Denver men's basketball program. The site features Pioneer Vision, an exclusive video player that offers live video and audio events, interviews and highlights on a subscription basis. DenverPioneers.com also features news, real-time statistics, schedules, scores, photo galleries and ticket information.



CHRIS SMITH
Assistant Director
Media Relations
Third Season
Colorado (2008)

Chris Smith enters his fourth year at the University of Denver, third in handling the day-to-day media relations and publicity operations for the men's basketball program.

The Lakewood native was promoted to men's basketball in the fall of 2016, working with then first-year coach Rodney Billups and his staff. He helped generate content for the Pioneers on all social media platforms as well. He also handled all media obligations.

Smith spent the 2015-16 season working for the Pioneers as the women's basketball and women's golf contact. He handled all media obligations, as well as day-to-day activities. He also created the media guide and game notes and releases throughout the course of the year.

Prior to coming to DU, Smith spent two years at Augustana University in Sioux Falls, S.D. There he was the primary contact for women's soccer, women's basketball, men's golf and baseball. He also assisted with numerous other sports such as football, cross country, men's basketball and wrestling.

Smith also covered the wrestling team in 2015 at the Division II NCAA Championships in St. Louis. He also developed new content on both social media and the website for all 18 varsity sports for Augustana University.

Prior to working at Augustana, the Denver native spent four seasons working in the media relations department of the Denver Nuggets. While there, he was a media liaison for the radio personalities of both the home and away teams. Other duties included: assisting with pre- and post-game notes, doing pre- and post-game interviews with players and coaches from both teams, being a correspondent for Nuggets.com, writing pre-draft bios and previews along with regular-season stories.

Smith graduated from the University of Colorado at Denver in 2008.

PIONEER TELEVISION

Altitude Sports to broadcast 12 Denver Basketball games during the 2018-19 season. Todd Romero fills in the play-by-play role. Romero is joined by former DU assistant coach Greg Lackey, who begins his 10th season on the telecast team as game analyst. The first telecast of Denver men's basketball on Altitude is Sunday, Nov. 6 at 7 p.m., when the Pioneers face Maine at Magness Arena.

PIONEER RADIO

Every game during the 2018-19 Denver men's basketball season will be broadcast live on 104.3 The Fan and/or AM 1600 ESPN, which will serve as the flagship station for the Pioneers throughout the season. Tyler Maun will call all the exciting on-court action, which also can be heard live on Pioneer Vision. Maun will enter his second season as the "Voice of Pioneer Basketball."

PIONEER VISION

Twelve men's basketball home games will be televised via Pioneer Vision, as well as select road games, will be webcast live on Pioneer Vision. Every regular and postseason game also can be heard via the internet on DenverPioneers.com. Subscriptions to Pioneer Vision for the 2018-19 season can be purchased at DenverPioneers.com.



RODNEY BILLUPS RADIO SHOW

For the third season, the Rodney Billups Radio Show will air Mondays from 5-5:30 p.m. MT during the men's basketball season on 1600 AM ESPN. The show, which will be broadcast from The Pioneer restaurant at 2401 South University Blvd. at 5 p.m., near the DU campus, will feature Coach Billups discussing upcoming games and opponents, and taking questions from fans calling in or at The Pioneer. Tyler Maun will serve as host for the upcoming season.





MEDIA INFORMATION

INTERVIEW POLICIES

All interviews with University of Denver student-athletes and coaches must be arranged through the University of Denver Media Relations Department. The University of Denver is committed to accommodating the needs of the media. Coaches and players are typically available before and after practice on a first-come, first-served basis. No interviews will be granted during a practice session.

CREDENTIALS

Media credentials are issued to accredited members of the media only. Please submit requests via email to the men's basketball SID, which needs to be received at least two working days prior to the event. Credentials may be picked up at the Daniel L. Ritchie Center for Sports and Wellness media will call, located inside the loading dock, 90 minutes prior to the start of each contest. Credentials to be mailed should be requested at least two weeks in advance. Credentials issued for the previous academic year are not valid. Individuals must submit the appropriate documentation in order to receive a new credential for the current year. The University of Denver Division of Athletics reserves the right to accept or reject all credential requests.

PHOTOGRAPHER CREDENTIALS

Photo access at University of Denver athletics events is limited to accredited photographers on assignment by daily newspapers, national publications, wire services, local and national television outlets, and individuals on special assignment. Please submit requests via email to be received at least two working days prior to the event. Credentials issued for the previous academic year are not valid. Individuals must submit the appropriate documentation in order to receive a new credential for the current year. The University of Denver Division of Athletics reserves the right to accept or reject all credential requests.

CAMERA PROCEDURES

Camera persons must work from within the designated areas. Photographers may shoot from the right side of each end line of Magness Arena. Requests to photograph from any other location in Magness Arena must be made in advance to the University of Denver Athletic Media Relations Department. The University of Denver reserves the right to accept or reject credential requests.

STROBES

Any use of strobe lights at the Ritchie Center for athletic events must be approved by the University of Denver Athletic Media Relations Office in advance. Strobe units may not

exceed four clusters of strobe lights producing a maximum of 3,200-watt seconds. All strobes must flash at a duration of less than 1/2,000 of a second. All hanging or installed strobes must be placed as close to the playing surface as possible and near the corners but not behind the baskets or the goals. All strobes must be placed at the site and tested 24 hours before the first game during which the strobes will be used. No other strobes, including hand-carried units, are permitted in the arena and no strobes may be placed on or attached to a backboard or goal standard.

RADIO

All radio stations wishing to broadcast from Magness Arena should contact the University of Denver Media Relations Office at least one week prior to the event. Space will be provided for the official radio station of the visiting team; others will be accommodated as space permits. Phone lines must be arranged for all stations in advance.

TELEPHONES

The University of Denver has telephones available for media use in Magness Arena. Media members requiring dedicated telephone lines are asked to contact the University of Denver Athletic Media Relations Department in advance.

GAME SERVICES

Pregame media notes, biographical updates, lineups, game programs and season statistics will be available to the working media along press row or in the press box at Magness Arena. Complete game packets available following the game. In-game statistics will be distributed to members of the media.

POSTGAME WORK AREA

The Press Box will be available following each home game as work areas for the media. Final statistics and game packets will be available.

POSTGAME INTERVIEWS

Postgame interviews will be conducted at a designated site following a 5-minute cooling-off period. Denver head coach Rodney Billups and selected players will be available for interviews. Media requests for both Denver and opposing coaches and players should be made to the DU men's basketball SID. Opponent requests will be forwarded to the visiting SID. The Pioneer men's basketball locker room is closed to the media.

PARKING

A limited number of media parking spaces are available for the 2016-17 season and will be distributed on a first-come, first-served basis.

Please request parking when requesting credentials. Media parking for athletic events at the Ritchie Center is in lot 401, which is on the east side of Joy Burns Arena. Easiest access is from Jewell Ave., off University Boulevard.

DIRECTIONS TO CAMPUS

Take I-25 to the South University Boulevard exit. Proceed south to the first stop light (Buchtel Boulevard). Go through the Buchtel Boulevard intersection to the next block south (Jewell Avenue). Take a right on Jewell and proceed west approximately one-half block to the east entrance of the Ritchie Center and Hamilton Gymnasium. Media parking is just east of Joy Burns Arena (the easternmost part of the Ritchie Center) in lot 401.

PIONEERS ON THE INTERNET

Get the latest results, statistics and other information about the Pioneers by going to the official University of Denver Athletics Website at: DenverPioneers.com. Fans can also follow the Pioneers on Twitter using the ID @DU_MHoops or @DU_Pioneers on Facebook at Denver Pioneers or Denver Men's Basketball and on Instagram at DenverPioneers or DU_MHoops.

MEDIA RELATIONS INFORMATION

Office Fax	(303) 871-3890
Magness Arena Press Box	(303) 871-3922
Hamilton Gym Press Row	(303) 871-2689

Mailing Address

University of Denver
2201 East Asbury Avenue
Denver, CO 80208

Athletic Communications Staff

Niko Blakenship	Director of Media Relations
Chris Smith	Assistant Director (MBB)
Matthew McGreevy	Assistant Director

Staff Email Addresses

Chris Smith	Christopher.Smith726@du.edu
Matthew McGreevy	Matthew.McGreevy@du.edu
Niko Blankenship	Niko.Blakenship@du.edu



The University of Denver opened its doors to one of the finest athletic facilities in all the country on September 15, 1999.

DANIEL L. RITCHIE CENTER FOR SPORTS & WELLNESS

The 440,000-square-foot Daniel L. Ritchie Center for Sports & Wellness serves as the fitness and recreation hub for the University of Denver community as well as for citizens of the metropolitan area.

With its timeless architecture and state-of-the-art facilities, the center is named after the University's 16th Chancellor, Daniel L. Ritchie, in recognition of his leadership and dedication. It is the home of the University's athletics program, which fields 17 men and women's NCAA Division I teams.

The Ritchie Center also is home to the world-class Coors Fitness Center, a full array of youth and adult recreation programs, and venues for civic and entertainment events.

MAGNESS ARENA

Magness Arena features 7,200 seats for basketball, and the Pioneers saw their first sellout crowd in the school's history on January 2, 2006 during the annual PACK THE HOUSE event, when DU defeated Wyoming 69-64.

Top 30 Magness Arena Men's Basketball Crowds

7,186.....	Jan. 2, 2006 vs. Wyoming, W 69-64
7,168.....	Dec. 19, 2011 vs. Wyoming, W 57-46
7,075.....	Jan. 26, 2012 vs. Arkansas State, W 66-52
6,535.....	Dec. 13, 2004 vs. Stanford, L 52-56
6,420.....	Nov. 11, 2011 vs. Portland State, W 69-61
6,406.....	Feb. 22, 2014 vs. Omaha, W 72-60
6,355.....	Dec. 22, 2011 vs. The Citadel, W 70-58
6,319.....	Jan. 6, 2004 vs. Wyoming, W 63-62
6,244.....	Jan. 15, 2011 vs. Florida International, W 79-70 OT
6,232.....	Jan. 15, 2012 vs. Western Kentucky, W 78-65
6,102.....	Dec. 29, 2011, vs. Troy, W 79-62
6,066.....	Feb. 4, 2012 vs. Middle Tennessee, W 75-60
6,017.....	Nov. 29, 2006 vs. Colorado State, L 73-81
5,886.....	Dec. 7, 2011 vs. Iona, L 78-80 OT
5,870.....	Feb. 16, 2012 vs. Louisiana-Lafayette, W 77-52
5,667.....	Nov. 13, 2007 vs. Wyoming, W 76-65
5,450.....	Dec. 4, 2010 vs. Cal State Northridge, W 66-63
5,408.....	Nov. 23, 2011 vs. St. Mary's, W 70-58
5,381.....	Feb. 17, 2011 vs. Louisiana-Monroe, W 65-37
5,327.....	Feb. 18, 2012 vs. Louisiana-Monroe, W 76-57
5,257.....	Feb. 9, 2013 vs. Idaho, W 74-58
5,253.....	March 2, 2013 vs. New Mexico State, W 66-60
5,222.....	Nov. 17, 2011 vs. Southern Miss, W 59-52
5,119.....	March 9, 2013 vs. Louisiana Tech, W 78-54
5,035.....	Nov. 27, 2007 vs. Colorado, L 44-54
4,940.....	Dec. 15, 2013 vs. Wyoming, W 64-61
4,883.....	Nov. 21, 2012 vs. Colorado State, L 53-60
4,851.....	Nov. 18, 2010 vs. Colorado State, L 66-77
4,799.....	Feb. 13, 2003 vs. North Texas, W 90-84
4,798.....	Feb. 8, 2014 vs. South Dakota, W 75-67

HAMILTON GYMNASIUM - PRACTICE FACILITY



The DU men's basketball team enjoys one of the best facilities in all of college athletics. Coach Rodney Billups conducts practices in Hamilton Gymnasium (top), a 20,000 square foot practice facility which contains three regulation sized basketball courts. Denver players also benefit from a remodeled lounge to study, watch television or simply relax.

Additionally, a new 10,000-square foot strength and conditioning complex opened in 2009, complete with warm-up areas; weight lifting, cardio and rehabilitation stations; 12 Olympic lifting stations; a video room and a 66-yard turn field for speed and agility training.

All of these facilities, in addition to Magness Arena where Denver plays its home games, are housed in the Daniel L. Ritchie Center for Sports and Wellness. Opened in 1999, the Ritchie Center is an \$84 million, 440,000 square foot facility that is home to all of DU's 17 Division-I teams.

DENVER



2018-19

HEAD COACH



RODNEY BILLUPS

HEAD COACH • THIRD SEASON

DENVER, COLO.

DENVER (2005)

TWITTER: @COACH_BILLUPS

Rodney Billups will enter his third season with the University of Denver men's basketball team in 2018-19.

The Denver native's 31 career wins is the most by any coach through two seasons in the program's Division I era (1998-pres.)

Billups' squad made a leap in his second season, posting a 15-15 record despite playing a tougher non-league schedule than the previous year, which included Colorado and Stanford on it. The Crimson and Gold finished 8-6 in Summit League play and locked up the No. 3 seed, its highest since joining back in 2013.

DU also won its quarterfinal meeting against No. 6 Oral Roberts, giving them their first Summit League Tournament win under Billups.

Billups' team got hot near the end of the year, winning eight of its final 11 games and had two big signature wins during the regular season against Wyoming and South Dakota, both in Magness Arena.

The Pioneers posted a 10-4 record at home in 2017-18, their best mark since the 2012-13 year.

Denver again showcased its good passing and shooting touch under Billups, ranking first in the Summit League in assists per game and second in 3-point percentage. The Pioneers also became a force on the boards, ranking first in the league in rebounding margin at plus-6.0, which also was good for 24th in all of Division I.

The continued development of Joe Rosga and Daniel Amigo was on full display throughout the year, with the duo both making the All-Summit League teams, Rosga being a first-team member and Amigo second team.

Rosga posted a career-best 16.1 scoring average in his junior season the watchful eye of Billups, the most a DU player has averaged in over a decade.

In his debut season in 2016-17, the former Pioneer standout led the Pioneers to a 16-14 record, including a record of 8-8 in the Summit League. The eight league wins tied the most the program has had in league play since joining the league back in 2013.

Billups brought a new type of style to Denver which resulted in DU averaging a 75.8 points per contest, the most it has since going Division I back in 1998.

The Crimson and Gold also continued to show its outside touch under the first-year coach, finishing second in the Summit League in 3-point percentage at 40.2, which also was good for 13th in all of the NCAA.

Under Billups, the Pioneers showed huge improvement on the glass, finishing second in the Summit League in rebounding margin at plus-4.2.

Both Rosga and Amigo saw their respective games reach new heights during the 2016-17 campaign under Billups, with both posting then-career highs in numerous statistical categories. Amigo's breakout year resulted in a second-team All-Summit League selection, while Rosga got honorable mention for a second straight season.

Billups comes to Denver after spending six seasons on Tad Boyle's staff at the University of Colorado.

During his first two years (2010-12) in Boulder, Billups was the director of basketball

operations where he was an integral part of the behind-of-the-scenes success of back-to-back school-bests 24-win campaigns with travel, scheduling, and the day-to-day operations of the program.



When he was promoted to the coaching staff as an assistant coach prior to the 2012-13 season, the Buffaloes didn't skip a beat. Billups continued CU's excellence enjoying their finest seasons with a 21-win campaign in 2012-13, and another 23 victories in 2013-14, the third-most victories in school history.

During Billups' tenure with the coaching staff, the Buffaloes' have accumulated 130 victories, which have included five of CU's nine 20+ winning seasons in school history. The Buffaloes' have had six-straight seasons

of post-season play (2010-2016) and three straight NCAA Tournament berths (2011-14) and a fourth appearance in 2016.

Over the last six seasons, Billups has coached a number of CU student-athletes to conference excellence.

In CU's first year of the Pac-12, Andre Roberson (first team, All-

THE BILLUPS FILE

Coaching Experience

2010-12 - University of Colorado, Dir. of Basketball Ops

2012-16 - University of Colorado, Assistant Coach

2016-Present - University of Denver, Head Coach

Playing Experience

2002-05, University of Denver

Three-year letterwinner

2005 - All-Sun Belt Conference Third Team

2005 - National Invitation Tournament Appearance

2004-05 - Led the SBC in assists

Education

University of Denver - (2005)

Personal

Born: January 14, 1983

Defensive, All-Tournament team), Carlton Brown (second team, tournament's Most Outstanding Player), and Spencer Dinwiddie (freshman team), all garnered all-conference honors.

In year two of the conference, Roberson (first team, Defensive Player of the Year, All-Defensive team); Dinwiddie (first team) and Josh Scott (All-Freshman team) earned post-season accolades.

In the third year, Scott continued CU's prominence among the elite Pac-12 Conference players, as he was selected to the first team, while Askia Booker was an honorable mention selection, as to, Wesley Gordon to the honorable mention freshman team. Booker was also named to the Pac-12 All-Tournament team.

During his previous six years on the staff, Billups has also helped mentored four former CU student-athlete standouts to the next step professionally in their respective basketball careers.

Alec Burks, a sophomore was CU's second-ever lottery pick, was selected No. 12 overall by the Utah Jazz in the 2011 NBA Draft, while Andre Roberson left after his junior year, was the No. 26 overall selection by the Minnesota Timberwolves in 2013 (later traded to Oklahoma City).

Spencer Dinwiddie, also a junior, was drafted by the Detroit Pistons in the 2014 NBA Draft (second round, No. 38 overall); and Cory Higgins, the school's all-time co-leader in points, played with the Charlotte Bobcats during the 2011-12 season.

Billups is the younger brother of former CU great Chauncey Billups, who played with the Buffaloes from 1995-97.

The younger Billups is also



Colorado native, graduating from George Washington High School in 2001. He was a three-year standout at the University of Denver from 2002-05.

At DU, Billups averaged 10.2 points, 6.4 assists, and 3.2 rebounds per game during his 2004-05 senior campaign. In addition to leading the Sun Belt Conference in assists, he also ranked 17th nationally in that category. Billups was named an All-SBC third team selection in 2004-05, the same season he helped the Pioneers win 20 games and a National Invitation Tournament berth.

Billups' 199 assists in his senior season, ranked third all-time in school history, while his 58 steals, was seventh. During his three years at DU, Billups was fourth in assists (418) and fifth in steals (154).

For his career, he averaged 8.5 points, in addition to 4.6 assists, 2.7 rebounds and 1.7 steals per game.

In 2004-05, Billups was named co-recipient of the Floyd M. Theard Jr. Memorial Award. An award presented each year to the DU men's basketball player who best displays the qualities of leadership, scholarship and sportsmanship.

Billups earned his business management degree from DU in 2005. After his collegiate days, he played professional basketball for ASK Riga in Latvia (2005-06), where he led the league in steals and assists. He also played one year in Finland (2006-07).



HEAD COACH

BILLUPS'S YEAR-BY-YEAR RECORD

YEAR	SCHOOL	POSITION	RECORD	NOTES
2017-18	Denver	Head Coach	15-15	
2016-17	Denver	Head Coach	16-14	

DENVER TOTALS

31-29 (.516)

2017-18	Denver	Head Coach	15-15	
2016-17	Denver	Head Coach	16-14	--
2015-16	Colorado	Assistant Coach	22-12	NCAA First Round
2014-15	Colorado	Assistant Coach	16-18	CBI Quarterfinals
2013-14	Colorado	Assistant Coach	23-12	NCAA Tournament First Round
2012-13	Colorado	Assistant Coach	21-12	NCAA Tournament First Round
2011-12	Colorado	Director of Ops	24-12	NCAA Tournament Second Round
2010-11	Colorado	Director of Ops	24-14	NIT Final Four

HEAD COACH TOTALS (Two Seasons)

31-29 (.516)

ASSISTANT TOTALS (Six Seasons)

130-80 (.619)

OVERALL TOTALS

161-109 (.596)



ASSISTANT COACHES



RICARDO PATTON

ASSISTANT COACH • THIRD SEASON

NASHVILLE, TENN.

BELMONT (1980)

TREVECCA NAZARENE (1987)

TWITTER: @COACHRPATTON

Ricardo Patton enters his third season with the University of Denver men's basketball team in 2018-19.

During his second year with the Crimson and Gold, Patton assisted with the team going 15-15 on the year, which included an 8-6 record in the Summit League, resulting in getting the No. 3 seed.

The Pioneers finished first in the Summit League in assists per game (15.1) and rebounding margin (plus-6.0) in 2017-18 and second in 3-point percentage (40.0).

Daniel Amigo and Joe Rosga saw their games reach new levels in 2017-18. Rosga made All-Summit League First Team and Amigo the second team.

In his first year with the Pioneers, Patton helped guide the team to a 16-14 record, including an 8-8 mark in the Summit League.

Patton assisted with the transition to a fast-paced style of play, resulting in DU averaging 75.8 points per game, the most in a season since going to Division I back in 1998.

He also helped with the development of Amigo and Rosga, with both posting career-best marks during the 2016-17 campaign. The two also earned All-Summit League accolades, with Amigo being named to the second team and Rosga receiving honorable-mention honors.

Patton comes to DU having spent 11 seasons as the head coach for the University of Colorado and four seasons with Northern Illinois.

Patton led the Buffaloes to six postseason appearances, including two NCAA Tournament berths. The Buffaloes defeated Bobby Knight's Indiana team in the first round of the 1997 tournament before falling to a Dean Smith-led North Carolina team in the

round of 32. In 2003 the Buffaloes fell to a Tom Izzo-led Michigan State team. During the 2003 season, Colorado defeated two eventual final-four teams in Kansas and Texas. During his time in Boulder, Patton led the Buffaloes to six seasons of 18 or more victories.

Before heading to Boulder, Patton served two seasons (1991-93) as an assistant to Frankie Allen at Tennessee State, where he was instrumental in recruiting future star, Carlos Rogers, the No. 10 pick in the 1994 NBA Draft. Prior to that, Patton was an assistant at Arkansas-Little Rock for one season in 1990-91, and Middle Tennessee State from 1988-90. During his time at Middle Tennessee State, they upset then-No. 4 seed Florida State in the first round of the 1989 NCAA Tournament, 97-83. Patton was a member of the coaching staffs at both Tennessee State and Middle Tennessee State when each won Ohio Valley Conference Championships.

Patton has been married for 38 years to his wife, Jennifer. They have two sons, Ricardo Jr. and Michael. Patton is a fifth-degree black belt in taekwondo and enjoys golf and horseback riding in his free time.



ASSISTANT COACHES



STEVE SNELL

ASSISTANT COACH • THIRD SEASON

RADFORD, VA.

RADFORD (1990)

TWITTER: @SNELL80921

Steve Snell will enter his third season as men's basketball assistant coach in 2018-19 at Denver.

Snell helped with the continued development of Denver basketball in 2017-18, which saw the team post a 15-15 record that included winning eight of its final 11 games and winning its first Summit League Tournament game under Billups.

He assisted with a Pioneer team that ranked first in the Summit League in assists per game (15.1) and rebounding margin (plus-6.0) and second in 3-point percentage (40 percent). Both rebounding margin (24th) and 3-point percentage (15th) ranked in the top 25 in the NCAA.

The second-year coach also played a big role in the continued development of Daniel Amigo and Joe Rosga. Both players were recognized for their stellar play, with Rosga being selected to the All-Summit League First Team and Amigo making the second team.

Snell was a key part in the Pioneers success on the floor in 2016-17, which resulted in the team posting a 16-14 record and going 8-8 in Summit League play. The eight league wins were the most by the team since joining the league back in 2013.

He also assisted in the development of a high-paced offense that led to DU scoring 75.8 points per contest in 2016-17, the most by the team since going up to Division I back in 1998.

Snell was also instrumental in the development of Amigo and Joe. The duo posted personal-best numbers that season with Amigo earning All-Summit League Second Team and Rosga receiving honorable-mention honors.

The Radford native also helped spark Denver's outside shooting touch as the team finished 13th in the NCAA in 3-point percentage in

2016-17.

Snell spent two seasons as an associate head coach at Santa Clara (2014-16). A 29-year coaching veteran, Snell was also at Air Force (2007-14) for seven seasons, the final two years as associate head coach. Prior to Air Force, Snell spent two seasons (2005-07) as a member of the coaching staff at Louisiana-Monroe. He helped the Warhawks to the championship of the Sun Belt's West Division in 2006-07 with an 18-14 record, including a perfect 14-0 mark at home. Prior to coaching at ULM, Snell spent four seasons at Tulane University, where he served as an assistant coach.

A native of Radford, Virginia, Snell served as an assistant at Marshall University for five seasons under head coach Greg White. In his time at Marshall, Snell helped the Herd to an 86-54 (.614) record.

Prior to his move to Marshall, Snell spent three years as an assistant coach at East Tennessee State University. He served the 1992-93 campaign at the University of North Carolina-Greensboro and also spent two years at Wingate College now known as Wingate University and one season at Radford University.

Snell is married to his wife Ann and they have two sons, Jaden and Jordan. Snell enjoys spending time with his family, golfing and anything outdoors.





DAN FICKE

ASSISTANT COACH • FOURTH SEASON
DENVER, COLO.

LOYOLA UNIVERSITY MARYLAND (2009)

LOYOLA UNIVERSITY MARYLAND (2010)

TWITTER: @COACHFICK13

Dan Ficke will enter his fourth season as men's basketball assistant coach in 2018-19. Ficke came to Denver after spending time at both Loyola University Maryland and Wake Forest University.

The Colorado native again helped showcase a fast-paced Pioneer squad in 2017-18 that averaged 73.1 points per game and ranked first in the Summit League in assists per game (15.1) and rebounding margin (plus-6.0). Denver also finished second in the Summit League in 3-point percentage at 40 percent, which also ranked 15th in the NCAA.

DU posted a 15-15 record in Ficke's third season with the team that also included an 8-6 record in league play, its best record since joining the league back in 2013.

The Pioneers posted a 10-4 mark at home, it's best at Magness since the 2012-13 year.

In 2016-17, Ficke helped the Pioneers excel in transitioning from a slow-paced team to a up-tempo squad that averaged 75.8 points per game, the most by the team since jumping up to Division I back in 1998.

He also guided the Pioneers squad to eight Summit League wins during the year, the most by the program since joining the league back in 2013.

Ficke helped develop the outside shooting touch for DU in 2016-17 as the team ranked 13th in the NCAA in 3-point percentage (40.2).

During the 2015-16 season, Denver ranked seventh in the NCAA in free throw percentage (77.0), 29th in 3-point field goal percentage (38.3), 32nd in field goal percentage (47.6) and 32nd in scoring defense (65.3).

Ficke joined the Loyola staff after spending three seasons at Wake Forest University. In 2012-2013 Ficke served as the Special

Assistant to the Head Coach/Director of Scouting and Recruiting. Prior to that, he was the program's Assistant Director of Operations from 2010-2012.

The 6-6 forward played four seasons at Loyola. Ficke was a part of some of the most successful Division I teams at the university during his time with the Greyhounds from 2005-2009. He was a member of teams that won 64 games, including the 2007-2008 team that won what was then a school Division I record 19 contests. Ficke graduated in 2009 with his bachelors in business administration and earned his M.B.A. in 2010.

The Colorado native grew up around the best in the game of basketball, following his dad, Bill, who was an NBA assistant coach and scout for the Denver Nuggets, Utah Jazz and New Jersey Nets where he coached alongside Larry Brown and Doug Moe. Bill also played at Belmont Abbey College for legendary coach Al McGuire.

Ficke earned All-Colorado Second Team and All-America honorable mention honors on the prep level at Regis Jesuit High School in Aurora, Colo.

Ficke and his wife, Jordan reside in Denver.

You can follow Coach Ficke on Twitter @coachfick13



DIRECTOR OF BASKETBALL OPERATIONS



DWIGHT THORNE II

DIRECTOR OF BASKETBALL OPERATIONS • THIRD SEASON
DALLAS, TEXAS
COLORADO (2010)

thorne@du.edu

Dwight Thorne enters his third year as Director of Basketball Operations for the University of Denver in 2018-19.

Thorne helped organize the day-to-day activities for the Pioneers in his first two years as well as handle all travel, food and hotel arrangements needed throughout his tenure.

Thorne played college basketball at the University of Colorado and graduated with a degree in marketing in 2010. He spent last season at Georgia Tech as a graduate assistant.

The Yellow Jackets finished the 2015-16 with a 21-15 record and a quarterfinal appearance in the National Invitation Tournament.

The Texas native assists with administrative needs, film exchange, coordinating team's video needs and managing the men's basketball budget.

Thorne finished his career at CU playing 117 games, scoring 750 points, grabbing 234 rebounds and dishing out 160 assists. From 2010-14, Thorne played professionally in Europe in Germany, Croatia and Greece.

You can follow Coach Thorne on Twitter at @dlt_1215.

You can reach Coach at the following email: dwight.



SUPPORT STAFF



DAVID KUMMER
STUDENT SUPPORT ASST. DIRECTOR
FIFTH SEASON
DENVER (2007)

David Kummer begins his fifth season as assistant director of Student-Athlete Support Services (SASS) at the University of Denver. He serves as an advisor for thirteen Pioneer Sport Programs in the department, including men's basketball.

The Cedar Rapids, Iowa native oversees the academic study hall program for DU student-athletes, assists with tutoring services, manages co-curricular programming and meets with student-athletes individually to help monitor academic and career progress.

He is a former Pioneer Men's Basketball Player (2003-08) and a DU Alumnus earning his BA in Psychology in 2007 and MA in Higher Education in 2009.



ZACH RUEBESAM
DIRECTOR OF PLAYER DEVELOPMENT
THIRD SEASON
COLORADO (2016)

Zach Ruebesam enters his first season with Denver as the Director of Player Development in 2018-2019. This is Ruebesam's third season at Denver and seventh season with Coach Billups overall.

Ruebesam was previously a Graduate Manager at DU. He worked on editing film, individual player workouts, arranging practice plans, travel logistics including getting food on the road, and numerous other activities for Coach Billups and his staff. He also assisted with putting together scouting reports against the opposition.

Ruebesam served as the NABC Stay in to Win Coordinator for the DU Men's Basketball program. Stay In to Win is a drop out prevention program that partners college programs with local high schools to encourage, educate and help students who are at the risk of dropping out to make good decisions, stay in school, and graduate. Ruebesam organized a partnership between the DU and George Washington High School in 2017-18. This relationship will continue during the 2018-19 season.



DR. GIRISH PARANJAPE
HEAD TEAM PHYSICIAN - ORTHOPEDICS
16TH SEASON
OKLAHOMA (1992)
OKLAHOMA STATE (1996)

Dr. Girish Paranjape enters his 16th season with the Denver Pioneers as team physician. Prior to joining DU, Dr. Paranjape was a volunteer team physician for Team USA Ice

Hockey and US Lacrosse, as well as a volunteer team physician with the United States Olympic Committee (USOC). Paranjape was also a volunteer team physician for the University of Colorado athletic teams, as well as the team physician for Broomfield and Monarch High School. Paranjape also assisted as an event physician for the Boulder Boulder 10K, the fourth largest road race in the world. Additionally, Paranjape served as a primary care staff physician in sports medicine for the Boulder Center for Sports Medicine. Paranjape and his wife, Celeste, have two children.



GARY BOROS
STRENGTH & CONDITIONING COACH
THIRD SEASON
MINNESOTA (2011)

Gary Boros enters his third season as the strength and conditioning coach for the men's basketball program.

At Denver, he will be constructing performance programs for Men's and Women's Basketball, Women's Soccer, and

Women's Lacrosse.

Prior to coming to the University of Denver, Boros served as the Director of Strength and Conditioning at Bemidji State for three years. While at Bemidji State Boros oversaw the strength and conditioning programming for several teams.

Boros obtained a master's degree in Sports Studies from St. Cloud State in May of 2013. At St. Cloud State Boros also had the role of a graduate assistant Strength and Conditioning Coach.

In addition, Boros completed his Bachelor's degree in Kinesiology at the University of Minnesota, Twin Cities during the spring of 2011.

Boros is a member of the National Strength and Conditioning Association (NSCA) and is a Certified Strength and Conditioning Specialist through the NSCA.



HENRY ALDOUS
GRADUATE MANAGER
FIRST SEASON
WHITWORTH UNIVERSITY (2017)

Henry enters his first season with DU in 2018-19.

Henry played college basketball at Hendrix College and Whitworth University and graduated in 2017. Henry finished his career being a two-time Conference Champion, Southern Athletic Association Player of the Year, Arkansas Small College Player of the Year, SAA

Conference Tournament MVP.

Prior to DU, Henry worked with high school athletes in Dallas while also working with Marquee Business Alliance, a global sports company.

A native of Dallas, Texas, Aldous is pursuing a master's degree in Sports Coaching.



2018-19 ROSTERS

NUMERICAL ROSTER

No.	Name	Pos.	Ht.	Wt.	Yr.	Hometown (Previous School)
0	Ade Murkey	G	6-5	210	Jr.	Minneapolis, Minn. (St. Croix Lutheran H.S.)
1	David Nzekwesi	F	6-9	240	Fr.	Fort Worth, Texas (Byron Nelson H.S.)
2	Joe Rosga	G	6-3	185	Sr.	St. Paul, Minn. (Cretin-Derham Hall H.S.)
3	Jase Townsend	G	6-3	175	Fr.	Dallas, Texas (Skyline H.S.)
4	Taelyr Gatlin	G	6-3	180	Fr.	Atoka, Tenn. (Brighton H.S.)
5	Elvin Rodriguez	G	6-1	180	So.	Harlem, N.Y. (Forest Trail Academy)
10	Joseph Lanzi	G	6-5	195	Fr.	Birmingham, Ala. (Chelsea H.S.)
11	Jake Krafka	F	6-7	225	Jr.	Austin, Texas (Hays H.S.)
12	Alperen Kurnaz	F	6-8	220	Fr.	Istanbul, Turkey (St. Mary Ryken H.S.)
14	Tory Stewart-Miller	F	6-9	245	Sr.	Kansas City, Kan. (New Hampton Prep/Colorado)
20	Drew Joiner	G	6-3	175	Jr.	Centennial, Colo. (Carthage College)
25	Ronnie Harrell Jr.	G/F	6-7	200	Sr.	Denver, Colo. (Denver East H.S./Creighton)
30	Donoven Carlisle	F	6-8	210	Fr.	Indianapolis, Ind. (Arlington H.S.)
32	Abiola Akintola	F	6-6	220	Jr.	Melbourne, Australia (Australian Institute of Sport)

ALPHABETICAL ROSTER

No.	Name	Pos.	Ht.	Wt.	Yr.	Hometown (Previous School)
32	Abiola Akintola	F	6-6	220	Sr.	Melbourne, Australia (Australian Institute of Sport)
30	Donoven Carlisle	F	6-8	210	So.	Indianapolis, Ind. (Arlington H.S.)
4	Taelyr Gatlin	G	6-3	180	Fr.	Atoka, Tenn. (Brighton H.S.)
25	Ronnie Harrell Jr.	G/F	6-7	200	Sr.	Denver, Colo. (Denver East H.S./Creighton)
20	Drew Joiner	G	6-3	175	Jr.	Centennial, Colo. (Carthage College)
11	Jake Krafka	F	6-7	225	Jr.	Austin, Texas (Hays H.S.)
12	Alperen Kurnaz	F	6-8	220	Fr.	Istanbul, Turkey (St. Mary Ryken H.S.)
10	Joseph Lanzi	G	6-5	195	Fr.	Birmingham, Ala. (Chelsea H.S.)
0	Ade Murkey	G	6-5	210	Jr.	Minneapolis, Minn. (St. Croix Lutheran H.S.)
1	David Nzekwesi	F	6-9	240	Fr.	Fort Worth, Texas (Byron Nelson H.S.)
5	Elvin Rodriguez	G	6-1	180	So.	Harlem, N.Y. (Forest Trail Academy)
2	Joe Rosga	G	6-3	185	Sr.	St. Paul, Minn. (Cretin-Derham Hall H.S.)
14	Tory Stewart-Miller	F	6-9	245	Sr.	Kansas City, Kan. (New Hampton Prep/Colorado)
3	Jase Townsend	G	6-3	175	Fr.	Dallas, Texas (Skyline H.S.)

Head Coach: Rodney Billups (Denver '05)

Assistant Coach: Ricardo Patton (Belmont '80, Trevecca Nazarene '87)

Assistant Coach: Steve Snell (Radford '90)

Assistant Coach: Dan Ficke (Loyola Maryland '09, Loyola Maryland '10)

Director of Basketball Operations: Dwight Thorne (Colorado '10)

Strength & Conditioning Coach: Gary Boros (Minnesota '11, St. Cloud State '13)

Men's Basketball SID: Chris Smith (Colorado '08)

Director of Player Development: Zach Ruebesam (Colorado '16)

Graduate Manager: Hank Aldous (Whitworth University '17)

Pronunciation Guide

Abiola	Ab-BE-o-la
Akintola	Ah-kin-TOE-la
Rosga	Roz-GAH
Ade Murkey	Uh-DAY MUR-key
Krafka	CRAF-ka
Harrell Jr.	HA-rell
Alperen	ALP-er-REN
Nzekwesi	nez-AH-quez-E

ROSTER BY YEAR

SENIORS (4): Akintola, Harrell Jr., Rosga, Stewart-Miller

JUNIORS (3): Joiner, Krafka, Murkey

SOPHOMORES (2): Carlisle, Rodriguez

FRESHMEN (5): Gatlin, Kurnaz, Lanzi, Nzekwesi, Townsend

ROSTER BY POSITION

GUARDS (8): Gatlin, Harrell Jr., Joiner, Lanzi, Murkey, Rodriguez, Rosga, Townsend

FORWARDS (6): Akintola, Carlisle, Krafka, Kurnaz, Nzekwesi, Stewart-Miller

ROSTER BY STATE/COUNTRY

ALABAMA (1): Lanzi

AUSTRALIA (1): Akintola

COLORADO (2): Harrell Jr., Joiner

INDIANA (1): Carlisle

KANSAS (1): Stewart-Miller

MINNESOTA (2): Murkey, Rosga

NEW YORK (1): Rodriguez

TENNESSEE (1): Gatlin

TEXAS (3): Krafka, Nzekwesi, Townsend

TURKEY (1): Kurnaz

TV/RADIO ROSTER



0

Ade Murkey
G • JR • 6-5
Minneapolis, Minn.



1

David Nzekwesi
F • FR • 6-9
Fort Worth, Texas



2

Joe Rosga
G • SR • 6-3
St. Paul, Minn.



3

Jase Townsend
G • FR • 6-3
Dallas, Texas.



5

Elvin Rodriguez
G • SO • 6-1
Harlem, N.Y.



10

Joe Lanzi
G • FR • 6-5
Birmingham, Ala.



11

Jake Krafska
F • JR • 6-7
Austin, Texas



12

Alperen Kurnaz
F • FR • 6-8
Istanbul, Turkey



14

Tory Stewart-Miller
F • SR • 6-9
Kansas City, Kan.



20

Drew Joiner
G • JR • 6-3
Centennial, Colo.



25

Ronnie Harrell Jr.
F • SR • 6-7
Denver, Colo.



30

Donovan Carlisle
F • SO • 6-8
Indianapolis, Ind.



32

Abiola Akintola
F • SR • 6-6
Melbourne, Australia



Rodney Billups
Head Coach
Third Year



Ricardo Patton
Assistant Coach
Third Year



Steve Snell
Assistant Coach
Third Year



Dan Ficke
Assistant Coach
Fourth Year



Dwight Thorne
Director of Basketball
Operations
Third Year

PLAYER PROFILES



ABIOLA AKINTOLA

FORWARD • SENIOR • 6-6 • 220
 MELBOURNE, AUSTRALIA
 AUSTRALIAN INSTITUTE OF SPORT

32

2017-18 (JUNIOR)

Appeared in 29 games, started in 10 ... averaged 11.1 minutes per game ... scored 1.9 points ... grabbed 2.2 rebounds ... dished out 0.4 assists ... shot 50 percent from the field ... 28.6 percent from the foul line ... scored a season-high eight points on two occasions ... snatched a season-best nine rebounds at Fort Wayne on Feb. 3 ... handed out season-most four assists at Omaha on Jan. 18 ... made a season-high four field goals in win against Colorado Mesa on Dec. 28 ... sent back six shots on the year ... recorded a season-high 26 minutes ... had a season-high two steals in victory against Johnson & Wales on Nov. 16.

2016-17 (SOPHOMORE)

Appeared in 28 games ... logged 6.8 minutes per game ... scored 1.8 points ... grabbed 1.5 rebounds ... shot 52 percent from the field ... 67.6 percent from the free-throw line ... scored a season-high six points in collegiate debut at San Jose State on Nov. 17 ... pulled down a season-high five rebounds at South Dakota on Jan. 28 ... record five blocks on the year ... played a season-high 17 minutes at South Dakota ... made collegiate debut at San Jose State on Nov. 17.

2015-16 (FRESHMAN)

Did not play

BEFORE DENVER

Played on the U-19 FIBA Oceania Championships averaging 13 points and five rebounds ... Also played in the Australian U-18 Nationals, averaging 17 points and seven rebounds ... Named the pickandroll.com Australian Tournament MVP.

PERSONAL

Born February 13, 1997 ... Son of Ajibola and Eniola ... Akintola has one brother, Adeola ... Majoring in Finance ... Chose Denver for the outstanding academics, the environment and atmosphere at the University of Denver ... Hopes to play basketball professionally ... Volunteered the Red Cross, Ben Donohue walk and run for fun and Windermere retirement lodge ... Enjoys following and playing tennis and watching Australian Football.



ABIOLA AKINTOLA'S CAREER HIGHS

Points	8	Two Times
Rebounds	9	at Fort Wayne (2/3/18)
Assists	4	at Omaha (1/18/18)
Steals	2	Three Times
Blocks	2	vs. Johnson and Wales (11/16/17)
FG Made	4	vs. Colorado Mesa (12/28/17)
FG Attempts	6	vs. Colorado Mesa (12/28/17)
FT Made	5	vs. Northern Colorado (12/17/16)
FT Attempts	6	vs. Northern Colorado (12/17/16)



ABIOLA AKINTOLA'S CAREER STATS

OVERALL																							
Year	G	GS	Min	Avg.	FG	FGA	Pct.	3FG	3FGA	Pct.	FT	FTA	Pct.	Reb.	Avg.	PF	FO	A	TO	Blk	Stl	Pts.	Avg.
2016-17	28	0	190	6.8	13	25	.520	0	0	.000	23	34	.676	41	1.5	30	1	7	6	5	6	49	1.8
2017-18	29	10	321	11.1	25	50	.500	0	0	.000	6	21	.286	63	2.2	50	1	12	14	6	7	56	1.9
TOTAL	57	10	511	9.0	38	75	.507	0	0	.000	29	55	.527	104	1.8	80	2	19	20	11	13	108	1.8

PLAYER PROFILES

RONNIE HARRELL JR

GUARD/FORWARD • SENIOR • 6-7 • 200
DENVER, COLO.
DENVER EAST H.S./CREIGHTON

25
2017-18 (JUNIOR AT CREIGHTON)

Appeared in 30 games, started in 14 ... moved into the starting line-up on Jan. 20 at Providence, replacing the injured Martin Krampelj, but came off the bench on March 8 after missing previous three games with a foot infection ... second on the team in rebounds per game ... displayed all-around game with 8 points, 6 rebounds and 3 assists vs. Alcorn State (11/12) ... snared career-high 15 rebounds (most by a Jay since Doug McDermott in 2014) in first career start, a win over No. 23 UCLA (11/20) ... scored 11 points vs. SIU Edwardsville (11/25) ... finished with seven points, six rebounds and five assists in 21 minutes during a win over North Dakota (Dec. 5) ... posted first double-double of the winter with season-high 12 points to go with 11 rebounds vs. Nebraska (12/9) ... grabbed 10 rebounds off the bench vs. Maryland Eastern Shore (12/15), becoming first Bluejay in at least 25 seasons to collect 10+ rebounds off the bench in consecutive games ... had a career-high 18 points on 8-of-11 shooting, adding five rebounds, four assists and two steals in win over No. 19 Seton Hall (1/17) ... averages 6.2 points, 6.6 rebounds and 2.9 assists in 28.4 minutes per game in 14 contests as a starter ... averages 7.6 points, 5.9 rebounds and 2.4 assists in 22.7 minutes per game in 16 contests as a reserve while shooting 53.2 percent from the field, 39.3 percent from three-point range and 81.8 percent from the line.

2016-17 (SOPHOMORE AT CREIGHTON)

Played in 26 games as a reserve in 2016-17 ... averaged 2.6 points and 1.9 rebounds per game ... boasted 19 assists against just nine turnovers ... saw most of his minutes at the "4" spot for Creighton, though he did play extensively as point guard in the NCAA Tournament game vs. Rhode Island ... grabbed five rebounds in 11 minutes vs. Washington State (Nov. 18)

2015-16 (REDSHIRT FRESHMAN AT CREIGHTON)

Played in 29 games, all as a reserve, during his redshirt freshman season ... averaged 3.2 points, 2.6 rebounds and 1.0 assists per contest ... made regular-season debut vs. Western Illinois (Nov. 28), finishing with eight points, four rebounds, two assists and a steal in 13 minutes ... grabbed five rebounds in five minutes vs. No. 12 Providence (Jan. 12) ... provided a spark off the bench vs. Seton Hall (Jan. 30), contributing six points, four rebounds and two steals ... produced six points, five rebounds and two assists in 13 minutes off the bench against Marquette (Feb. 24).

2014-15 (FRESHMAN AT CREIGHTON)

Sat out season as a redshirt

BEFORE CREIGHTON

Attended Denver East H.S ... averaged 16.5 points, 8.0 rebounds and 2.3 assists per game as a senior ... led team with 20 points in state title game, a 70-49 win over previously undefeated Fossil Ridge ... team finished 24-4, including a 19-0 mark against teams from Colorado ... named to All-5A State Tournament Team as a senior ... made 65 three-pointers as a junior, when averaged 13 points, 7.3 rebounds and 2.1 steals for a team that finished second in Class 5A ... ranked No. 71 on ESPN's list of Top 100 recruits and a four-star recruit ... listed as a three-star recruit by both Scout and Rivals ... scored 11 points and grabbed 11 rebounds in game vs. Omaha Central.


RONNIE HARRELL JR'S CAREER HIGHS

Points	18	vs. Seton Hall (1/17/18)
Rebounds	15	vs. UCLA (11/20/17)
Assists	6	vs. Marquette (11/12/16)
Steals	2	Five Times
Blocks	2	vs. Kansas State (3/16/18)
FG Made	8	vs. Seton Hall (1/17/18)
FG Attempts	11	vs. Seton Hall (1/17/18)
3FG Made	2	Five Times
3FG Attempts	4	at Providence (1/20/18)
FT Made	4	Five Times
FT Attempts	5	Two Times



RONNIE HARRELL JR'S CAREER STATS

OVERALL																							
Year	G	GS	Min	Avg.	FG	FGA	Pct.	3FG	3FGA	Pct.	FT	FTA	Pct.	Reb.	Avg.	PF	FO	A	TO	Blk	Stl	Pts.	Avg.
2015-16	29	0	296	10.2	30	84	.357	10	30	.300	23	37	.622	76	2.6	33	1	28	25	2	11	93	3.2
2016-17	26	0	190	7.3	23	47	.489	3	12	.250	18	28	.643	49	1.9	13	0	19	9	3	6	67	2.6
2017-18	30	14	761	25.4	72	155	.465	18	54	.333	47	59	.797	188	6.3	46	0	79	39	8	17	209	7.0
TOTAL	85	14	1247	14.7	125	286	.437	31	96	.323	88	124	.710	313	3.7	92	1	126	73	13	34	369	4.3

PLAYER PROFILES



DREW JOINER

GUARD • JUNIOR • 6-3 • 175
CENTENNIAL, COLO.
GRANDVIEW H.S./CARTHAGE COLLEGE

20

2017-18 (SOPHOMORE)

Sat out season as a transfer.

BEFORE DENVER

Spent two seasons at Carthage College ... averaged 6.0 points per game as a sophomore in 25 contests ... scored in double figures six times ... had a career-high 24 points against Olivet on Nov. 18 ... as a freshman in 2015-16, averaged 3.7 points and 1.7 rebounds in 12.2 minutes ... posted a .470 3-point percentage ... recorded a season-high 10 points at North Central on Jan. 20 ... averaged 16.3 points as a senior at Grandview ... named to Centennial League All-Conference team.

PERSONAL

Son of Lawrence and Sheila Joiner ... born on Sept. 23 ... has an older brother named Lawrence ... chose the University of Denver because desire to play for his state and the Coach Billups and his staff ... majoring in business marketing and communications.



DREW JOINER'S CAREER HIGHS

Points	N/A	N/A
Rebounds	N/A	N/A
Assists	N/A	N/A
Steals	N/A	N/A
Blocks	N/A	N/A
FG Made	N/A	N/A
FG Attempts	N/A	N/A
3FG Made	N/A	N/A
3FG Attempts	N/A	N/A
FT Made	N/A	N/A
FT Attempts	N/A	N/A



DREW JOINER'S CAREER STATS

OVERALL																							
Year	G	GS	Min	Avg.	FG	FGA	Pct.	3FG	3FGA	Pct.	FT	FTA	Pct.	Reb.	Avg.	PF	FO	A	TO	Blk	Stl	Pts.	Avg.
2017-18	--	--	--	--	--	--	--	--	--	--	--	--	--	--	--	--	--	--	--	--	--	--	--
TOTAL	--	--	--	--	--	--	--	--	--	--	--	--	--	--	--	--	--	--	--	--	--	--	--

SAT OUT SEASON

PLAYER PROFILES



JOE ROSGA
 GUARD • SENIOR • 6-3 • 175
 ST. PAUL, MINN.
 CRETIN-DERHAM HALL

2

2017-18 (JUNIOR)

Started and played in all 30 games ... named All-Summit League First Team ... tallied a team-most 34.2 minutes per game, second in the Summit League ... scored 16.1 points, most on the team and seventh in the Summit League ... ripped down 4.1 rebounds ... dished out 2.9 assists, most on the team and ninth in the Summit League ... recorded 0.7 steals ... shot 48.1 percent, 12th in the Summit League ... 44.0 percent from 3, fourth in the Summit League ... led the Summit League in free-throw percentage at 90.1 percent, also good for 13th in the NCAA ... ranked fifth in the Summit League in free-throw attempts at 3.7 ... put up a season-high 33 points against Navy on Nov. 26 ... had a team-high 27 games in double figures ... grabbed a season-best 12 rebounds in win against Wyoming on Nov. 29 ... posted two double-doubles ... notched six games with 20-or-more points ... tallied a season-high six assists three times ... had six games with five-or-more assists ... swiped a season-high four steals at Omaha on Jan. 18 ... knocked down a season-most six 3-pointers against Navy ... nine games with at least four 3s made ... attempted a season-high 16 free throws at Navy ... made a season-high 10 field goals on two occasions ... became 35th player in program history to score at least 1,000 career points at Northern Colorado on Dec. 13 ... played a season-high 50 minutes in win against ORU in Summit League Quarterfinal on Mar. 4.

2016-17 (SOPHOMORE)

Started and played in all 30 games ... earned All-Summit League honorable mention ... logged team-leading 34.5 minutes per game, fifth in the Summit League ... scored 15.3 points, 12th in the Summit League ... grabbed 4.1 rebounds ... tallied 3.2 assists ... shot 45.5 percent from the field ... 44.3 percent from deep, sixth in the Summit League ... made 2.5 3s per game, first on the team and tied for fifth in the Summit League ... shot 85.4 percent from the foul line, fourth in the Summit League ... scored in double figures in 24 games ... recorded at least 20 points on eight occasions ... dropped in a season-high 30 in season opener against Jacksonville on Nov. 12 ... buried a season-high nine 3s against Jacksonville, second most in program history ... made at least five 3-pointers in a game five times ... ripped down a season-high nine boards in a victory against Western Illinois on Jan. 11 ... dished out a season-most seven assists in win against North Dakota State on Jan. 14 ... racked up six games of at least five assists ... played a season-high 42 minutes against Fort Wayne on Feb. 4 ... had nine games with multiple steals.

2015-16 (FRESHMAN)

Appeared and started in 29 games ... Led the team in scoring averaging 12.7 points per game ... Was named to the Summit League All-Newcomer Team ... Also named Honorable Mention All-Summit League ... Earned the Floyd M. Theard Jr. Memorial Award ... Scored in double-figures 21 times ... Scored a season-high 25 points against Omaha (Mar. 6) ... Dished out a season-high six assists at South Dakota (Feb. 21) ... Grabbed a season-best seven rebounds on two occasions against South Alabama (Nov. 28) and again at South Dakota (Feb. 21) ... Had a season-high four steals on two times against Weber State (Dec. 13) and again against South Dakota State (Mar. 7) ... Led the time in scoring 10 times, rebounding three times and assists six times.

BEFORE DENVER

Led Cretin-Derham Hall to a 25-4 record as a senior ... Averaged 19 points, 4.2 assists and 4.1 rebounds as a senior ... 2015 Minnesota AP Boys Basketball



JOE ROSGA'S CAREER HIGHS

Points	33	vs. Navy (11/26/17)
Rebounds	12	vs. Western Illinois (1/11/17)
Assists	7	vs. North Dakota State (1/14/17)
Steals	4	Two times
Blocks	1	Two times
FG Made	10	Four times
FG Attempts	17	Two times
3FG Made	9	vs. Jacksonville (11/12/16)
3FG Attempts	14	vs. Jacksonville (11/12/16)
FT Made	13	vs. Navy (11/26/17)
FT Attempts	16	vs. Navy (11/26/17)



JOE ROSGA'S CAREER STATS

OVERALL

Year	G	GS	Min	Avg.	FG	FGA	Pct.	3FG	3FGA	Pct.	FT	FTA	Pct.	Reb.	Avg.	PF	FO	A	TO	Blk	Stl	Pts.	Avg.
2015-16	29	29	961	33.1	115	240	.479	37	95	.389	100	113	.885	71	2.4	52	0	65	50	1	41	367	12.7
2016-17	30	30	1034	34.5	152	334	.455	74	167	.443	82	96	.854	122	4.1	62	0	97	66	1	34	460	15.3
2017-18	30	30	1025	34.2	155	322	.481	73	166	.440	100	111	.901	123	4.1	50	1	88	65	2	22	483	16.1
TOTAL	89	89	3020	33.9	422	896	.471	184	426	.430	282	320	.881	316	3.6	165	1	250	181	4	22	1310	14.7



PLAYER PROFILES



TORY STEWART-MILLER

FORWARD • SENIOR • 6-9 • 245
KANSAS CITY, KAN.
NEW HAMPTON PREP/COLORADO

14

2017-18 (SENIOR AT COLORADO)

Averaged 6.2 points and 4.7 rebounds over the first six games of the season before a broken bone in his foot sidelined him for the rest of the year ... started all six games he played in, scoring in double digits twice ... had a season-high 11 points in the opener against Northern Colorado (11/10) and matched that with 11 against Drake (11/18) at the Paradise Jam ... hit a season-high with nine rebounds in the Paradise Jam opener against Quinnipiac (11/17) ... shot 67 percent (12 of 18) during his abbreviated season ... shot 59 percent over his final 27 games dating back to the beginning of the 2016-17 Pac-12 Conference season.

2016-17 (JUNIOR AT COLORADO)

Averaged 5.6 points and 4.0 rebounds while shooting 54 percent as the first front court player off the bench ... he played in 32 games averaging 15.8 minutes an outing, the most for a Buffalo who came off the bench for at least half the season ... his shooting improved to 59 percent during Pac-12 Conference games, hitting on 48 of 82 field goal attempts ... scored in double figures six times, four of those coming during his best stretch of the season, at the Bay Area schools and home against Washington and Washington State ... during that four-game span he averaged 10.5 points and 6.3 rebounds while shooting 64 percent ... achieved his season high in points in back-to-back games with 11 points against Washington (1/18) and Washington State (1/21) ... he just missed a double-double with 10 points and a season-high nine rebounds at California (2/5), a game in which he logged a career-best 33 minutes ... had 10 points, seven rebounds and two assists at Stanford (2/2) while hitting 4 of 5 from the field ... tallied 16 assists on the season after dishing out just 10 over his first two seasons (63 games) ... notched his first career 3-point field goal, in five attempts, in the season opener against Sacramento State (11/11) ... at the end of the season awards banquet, Miller was voted Most Improved Player by his teammates.

2015-16 (SOPHOMORE AT COLORADO)

Averaged 5.5 points and 4.6 rebounds per game as a key contributor to a deep Colorado front court ... ranked fourth on the team in rebounding and his 64 offensive rebounds were third on the squad ... his 2.1 offensive rebound average during the Pac-12 season ranked 14th on the league leaderboard and he increased his overall average on the boards to 4.9 per game during the conference schedule ... had a double-double against Hampton (12/19), the second of his career, recording a personal-best 19 points with 10 rebounds ... had back-to-back double-digit rebounding games, logging 10 rebounds the night before against Nicholls (12/18) ... played in 33 games, making four starts, three of those coming during Pac-12 play when All-Pac-12 forward Josh Scott was out or limited with an injury ... during that three-game stretch against Washington State (2/11), Washington (2/13) and at USC (2/17) he averaged 6.0 points and 4.6 rebounds ... also had a career-best three steals in the double-overtime win over the Cougars ... he scored in double-digits five times, including Pac-12 bests with 12 points at home against Oregon (1/17) and again vs. Stanford (1/27). Participated with Athletes In Action on a four-game tour of Italy in August 2016.

2014-15 (FRESHMAN AT COLORADO)

Played in 30 of 34 games with one start against Utah (2/7). Averaged 3.0 points and 2.2 rebounds in 8.6 minutes per game in a reserve role ... netted double figures three times with season-high 12 points in CBI home win against Gardiner-Webb (3/18) ... logged his first career double-double with 11 points and 13 rebounds in three overtime win at USC (1/29) ... played a season-high 29 minutes and led team in rebounding at USC ... also netted 10 points with seven rebounds in home win over Washington State (1/24) ... in his only start, scored five points in 13 minutes with one steal and one assist ... grabbed three or more rebounds 10 times and scored five or more points eight times ... went 8-of-9 from the free throw line with under five minutes to play (88.9).

BEFORE DENVER

Three-time All-Conference. All-state selection his senior year ... averaged nine points a game during the 2013-14 season at New Hampton Prep (N.H.) ... member of the New England Prep School (NEPSAC) AAA Athletic Conference runner-up basketball team (scored 14 points in title game) ... led New Hampton with 21 points and 12 rebounds in the semifinals against St. Thomas More ... also had a double-double with 12 points and 10 rebounds in the quarterfinals ... helped New Hampton finish with a 22-8 record ... averaged 12.3 points, 6.0 rebounds and shot 58.7 percent from the field during 2012-13, his junior season at New Hampton ... played on the same AAU team (Kansas City Run GMC) as former CU signee Dominique Collier.



TORY STEWART-MILLER'S CAREER HIGHS

Points	19	vs. Hampton (12/19/15)
Rebounds	13	at USC (1/29/15)
Assists	2	Four times
Steals	3	Two times
Blocks	3	Two times
FG Made	6	vs. Hampton (12/19/15)
FG Attempts	11	vs. Stanford (1/27/16)
3FG Made	1	vs. Sacramento State (11/11/16)
3FG Attempts	1	Seven times
FT Made	7	vs. Hampton (12/19/15)
FT Attempts	8	Three times



TORY STEWART-MILLER'S CAREER STATS

OVERALL																							
Year	G	GS	Min	Avg.	FG	FGA	Pct.	3FG	3FGA	Pct.	FT	FTA	Pct.	Reb.	Avg.	PF	FO	A	TO	Blk	Stl	Pts.	Avg.
2014-15	30	1	258	8.6	31	66	.470	0	0	.000	27	36	.750	65	2.2	41	1	4	25	5	4	89	3.0
2015-16	33	4	520	15.8	69	147	.469	0	4	.000	44	72	.611	151	4.6	53	0	6	35	12	10	182	5.5
2016-17	32	3	506	15.8	73	136	.537	1	3	.537	33	62	.532	127	4.0	81	1	16	27	7	9	180	5.6
2017-18	6	6	133	22.2	12	18	.667	0	0	.000	13	23	.565	28	4.7	11	1	2	15	1	1	37	6.2
TOTAL	101	14	1417	14.0	185	367	.504	1	7	.143	117	193	.606	371	3.7	186	3	28	102	25	24	488	4.8

PLAYER PROFILES



JAKE KRAFKA

FORWARD • JUNIOR • 6-7 • 225
 AUSTIN, TEXAS
 FORT HAYS H.S.

11

2017-18 (SOPHOMORE)

Appeared in all 30 games, started in 23 ... logged 22.9 minutes per game ... tallied 5.4 points ... pulled down 5.5 rebounds, second on the team and 13th in the Summit League ... dished out 2.1 assists ... shot 40 percent ... 28.6 percent from 3 ... 66.7 percent from the foul line ... scored a season-high 14 points against South Dakota State on Feb. 8 ... had two games scoring in double figures ... grabbed a season-high 13 rebounds in a win at Western Illinois on Feb. 24 ... recorded four double-digit rebounding games ... led the team in rebounding in eight games ... drilled a season-high two 3-pointers twice ... played a season-high 39 minutes at Omaha on Jan. 18 ... attempted a season-best six free throws three times ... handed out a season-most six assists against USC Upstate on Dec. 9 ... had five games with four-or-more assists ... ranked 14th in the assist-to-turnover ratio in the Summit League with a 1.7 average.

2016-17 (FRESHMAN)

Appeared in 26 games, started one ... logged 12.6 minutes per game ... scored 4.0 points ... grabbed 2.7 rebounds ... tallied 0.7 assists ... chipped in a season-high 12 points in a win against UC Riverside ... pulled down a season-best six rebounds on two occasions ... handed out a season-most three assists twice ... made first collegiate start at Weber State on Dec. 3 ... made collegiate debut against Jacksonville on Nov. 12.

BEFORE DENVER

Attended Hays H.S. ... Led Hays to a 21-9 record and the 6A Boys State Basketball Tournament during his junior season ... Was named First Team All-District and received All-District Academic Honors ... Averaged 15 points and eight rebounds a game as a junior. Also ran cross country in high school.

PERSONAL

Born on May 26, 1998 ... Son of Patrick and Amanda ... Has two younger sisters, Kaitlyn and Maddie ... Chose Denver because of the great campus, bonding with teammates, the great education DU offers and felt Denver was the best fit for him ... Enjoys fishing in his spare time.



JAKE KRAFKA'S CAREER HIGHS

Points	14	vs. South Dakota State (2/8/18)
Rebounds	13	at Western State (2/24/18)
Assists	6	vs. USC Upstate (12/9/17)
Steals	3	vs. Oral Roberts (2/18/18)
Blocks	2	vs. South Dakota State (1/25/17)
FG Made	5	Two times
FG Attempts	8	at Wyoming (11/30/16)
3FG Made	2	Three times
3FG Attempts	4	Three times
FT Made	5	vs. South Dakota (1/27/18)
FT Attempts	6	Four times



JAKE KRAFKA'S CAREER STATS

OVERALL																							
Year	G	GS	Min	Avg.	FG	FGA	Pct.	3FG	3FGA	Pct.	FT	FTA	Pct.	Reb.	Avg.	PF	FO	A	TO	Blk	Stl	Pts.	Avg.
2016-17	26	1	327	12.6	36	81	.444	12	36	.333	19	30	.633	69	2.7	37	0	18	13	6	5	103	4.0
2017-18	30	23	688	22.9	54	135	.400	14	49	.286	40	60	.667	166	5.5	86	5	62	36	9	6	162	5.4
TOTAL	56	24	1015	18.1	90	216	.417	26	85	.306	59	90	.656	235	4.2	123	5	80	49	15	11	265	4.7

PLAYER PROFILES



ADE MURKEY

GUARD • JUNIOR • 6-5 • 200
MINNEAPOLIS, MINN.
ST. CROIX LUTHERAN H.S.



2017-18 (SOPHOMORE)

Appeared in 30 games, started in 29 ... logged 24.8 minutes per game ... scored 7.5 points ... grabbed 4.2 rebounds ... dished out 2.7 assists, which ranked 12th in the Summit League ... recorded 0.7 steals ... blocked 0.4 shots ... posted a 42.6 shooting percentage ... 12.5 percent from 3 ... 64.2 percent from the foul line ... had 12 games scoring in double figures ... poured in a season-high 20 points in win against ORU on Mar. 4 ... ripped down a season-best nine rebounds at Omaha on Jan. 18 ... handed out a season-high seven assists twice ... led the team in rebounding two times ... recorded 10 games with at least four assists ... attempted a season-most 18 shots at Omaha on Jan. 18 ... got to the line a season-best nine times against Oral Roberts on Mar. 4 ... posted 11 games with at least five rebounds ... made lone 3 of the year in win against Johnson and Wales on Nov. 16 ... played a season-high 45 minutes twice.

2016-17 (FRESHMAN)

Appeared in 27 games, started two ... logged 10.7 minutes per game ... scored 4.1 points ... grabbed 1.6 rebounds ... dished out 0.9 assists ... swiped 0.5 steals ... shot 49.4 percent from the field ... 20 percent from beyond the arc ... 80 percent from the charity stripe ... four games scoring at least 10 ... put in a season-high 12 points in a win at Western Illinois on Feb. 14 ... pulled down a season-best seven rebounds at South Dakota State on Feb. 25 ... handed out a season-high three assists four times ... took a season-high eight shots at Western Illinois ... made collegiate debut against Jacksonville on Nov. 12.

BEFORE DENVER

Played at St. Croix Lutheran H.S. ... Led the Crusdaers to a 29-3 record during his senior season ... Averaged 22 points, 9.9 rebounds, 4.2 assists and 2.0 steals a game during his senior campaign ... Set the single season scoring record during senior season, while also becoming the school's all-time leader in assists and steals ... Was named to the Minnesota AP Boy's Basketball Third Team All-State.

PERSONAL

Born January 29, 1998 ... Son of Zayed and Cliff (stepfather) ... Has one sister, Kai Washington ... Lived in Richmond, Virginia before moving to Minnesota ... Stepfather Cliff played college basketball at New Mexico State ... Chose Denver because he loved everything about his visit here.



ADE MURKEY'S CAREER HIGHS

Points	20	vs. Oral Roberts (3/4/18)
Rebounds	9	at Omaha (1/18/18)
Assists	7	Two times
Steals	4	at Colorado (11/14/17)
Blocks	3	vs. South Dakota (3/5/18)
FG Made	9	at Omaha (1/18/18)
FG Attempts	18	at Omaha (1/18/18)
3FG Made	1	Three times
3FG Attempts	2	Three times
FT Made	6	Four times
FT Attempts	9	vs. Oral Roberts (3/4/18)



ADE MURKEY'S CAREER STATS

OVERALL																							
Year	G	GS	Min	Avg.	FG	FGA	Pct.	3FG	3FGA	Pct.	FT	FTA	Pct.	Reb.	Avg.	PF	FO	A	TO	Blk	Stl	Pts.	Avg.
2016-17	27	2	288	10.7	38	77	.494	2	10	.200	32	40	.800	43	1.6	28	0	25	17	5	13	110	4.1
2017-18	30	29	744	24.8	86	202	.426	1	8	.125	52	81	.642	125	4.2	68	0	82	72	13	21	225	7.5
TOTAL	57	31	1032	18.1	124	279	.444	3	18	.167	84	121	.694	168	2.9	94	0	107	89	18	34	335	5.9

PLAYER PROFILES



DONOVEN CARLISLE

FOWARD • SOPHOMORE • 6-8 • 210
 INDIANAPOLIS, IND.
 ARLINGTON H.S.

30

2017-18 (FRESHMAN)

Appeared in 26 games ... logged 13.2 minutes per game ... scored 2.3 points ... grabbed 2.8 rebounds ... shot 59.5 percent from the field ... 50 percent from 3 ... 61.5 percent from the foul line ... recorded a season-high 10 points in Summit League Quarterfinal against Oral Roberts on Mar. 4 ... pulled down season-most eight rebounds in same game against ORU ... totaled five games with at least five rebounds ... led the team once in rebounding ... attempted a season-best six shots against Oral Roberts on Mar. 4 ... handed out season-high two assists in USC Upstate victory on Dec. 9 ... swiped a season-high two steals in a win against Colorado Mesa on Dec. 28 ... made collegiate debut at Colorado on Nov. 14.

BEFORE DENVER

Was named MVP of team as a senior ... lead squad in rebounds and blocks ... all-city selection during the 2016-17 year ... recorded two games of 20-plus points and 20-plus rebounds on the year.

PERSONAL

Son of Don Carlisle and Shayra Fontanez ... born on Sept. 24 ... has three siblings in Justin, Christian and Micah ... chose the University of Denver because of the amazing campus on his visit and the coaches and players making him feel at home ... also recruited by Tennessee State, Alabama A&M, IUPUI, Eastern Michigan and Texas Southern ... undecided on major.



DONOVEN CARLISLE'S CAREER HIGHS		
Points	10	vs. Oral Roberts (3/14/18)
Rebounds	8	vs. Oral Roberts (3/14/18)
Assists	2	vs. USC Upstate (1/13/15)
Steals	2	vs. Colorado Mesa (12/28/17)
Blocks	1	Four times
FG Made	4	vs. Oral Roberts (3/14/18)
FG Attempts	6	vs. Oral Roberts (3/14/18)
3FG Made	1	Two times
3FG Attempts	1	Four times
FT Made	2	Two times
FT Attempts	3	vs. Oral Roberts (3/14/18)



DONOVEN CARLISLE'S CAREER STATS

OVERALL																							
Year	G	GS	Min	Avg.	FG	FGA	Pct.	3FG	3FGA	Pct.	FT	FTA	Pct.	Reb	Avg.	PF	FO	A	TO	Blk	Stl	Pts.	Avg.
2017-18	26	0	342	13.2	25	42	.595	2	4	.500	8	13	.615	72	2.8	38	0	3	14	4	5	60	2.3
TOTAL	26	0	342	13.2	25	42	.595	2	4	.500	8	13	.615	72	2.8	38	0	3	14	4	5	60	2.3

PLAYER PROFILES



ELVIN RODRIGUEZ

GUARD • SOPHOMORE • 6-1 • 180
 HARLEM, N.Y.
 FOREST TRAIL ACADEMY

5

2017-18 (FRESHMAN)

Appeared in 24 games ... logged 10.2 minutes per game ... scored 4.3 points ... grabbed 1.2 rebounds ... shot 35.0 percent from the field ... 19.2 percent from beyond the arc ... 55.3 percent from the foul line ... poured in a season-high 17 points in win against Johnson and Wales on Nov. 16 ... pulled down a season-best six rebounds against USC Upstate on Dec. 9 ... had three assists against Johnson and Wales ... posted four games scoring in double figures ... drilled a season-high two 3s against Johnson and Wales ... recorded a season-high two steals twice ... attempted season-high 11 shots in collegiate debut against UC Irvine on Nov. 12.

BEFORE DENVER

Three-time MVP on high school teams ... played senior year at Forest Trails Academy in North Carolina.

PERSONAL

Son of Elvin and Raiza Rodriguez ... born on Nov. 7 ... has two younger siblings in Emily and Eliza ... chose the University of Denver because it felt right and wants to make impact on the program ... career goals include playing basketball professionally ... member of the National Honor Society ... has done work with the Boys and Girls Club ... four-time honor roll student ... majoring in sports management.



ELVIN RODRIGUEZ'S CAREER HIGHS

Points	17	vs. Johnson & Wales (11/16/17)
Rebounds	6	vs. USC Upstate (12/9/17)
Assists	3	vs. Johnson & Wales (11/16/17)
Steals	2	vs. Johnson & Wales (11/16/17)
Blocks	1	vs. Johnson & Wales (11/16/17)
FG Made	6	vs. Johnson & Wales (11/16/17)
FG Attempts	11	vs. UC Irvine (11/12/17)
3FG Made	2	vs. Johnson & Wales (11/16/17)
3FG Attempts	3	Three times
FT Made	5	Two times
FT Attempts	7	Two times



ELVIN RODRIGUEZ'S CAREER STATS

OVERALL

Year	G	GS	Min	Avg.	FG	FGA	Pct.	3FG	3FGA	Pct.	FT	FTA	Pct.	Reb.	Avg.	PF	FO	A	TO	Blk	Stl	Pts.	Avg.
2017-18	24	0	245	10.2	36	103	.350	5	26	.192	26	47	.553	28	1.2	24	0	16	22	2	11	103	4.3
TOTAL	24	0	245	10.2	36	103	.350	5	26	.192	26	47	.553	28	1.2	24	0	16	22	2	11	103	4.3



PLAYER PROFILES



TAELYR GATLIN
GUARD • FR. • 6-3 • 180
ATOKA, TENN.
BRIGHTON H.S.

4

BEFORE DENVER

Attended Brighton H.S. ... Three-time team MVP ... led team in points, assists and steals all four years ... named district MVP as a junior and senior ... two-time district tournament MVP ... selected to TN Prep Hoop All-Region 7-AAA Team in 2017-18 ... as a senior, became school's all-time leader in points, assists and steals ... named to Commercial Appeal's Best of the Preps All-Metro Team as a junior and senior ... TSWA All-State Selection during senior season ... 2018 Ultimate Prep Sports All-Star selection ... posted averages fo 17.8 points, 5.2 rebounds, 5.6 assists and 2.9 steals per game during final year at Brighton ... holds school records for most 3s in a game (8), assists (13) and steals (10).

PERSONAL

Born on Sept. 2, 1999... son of Stan and Demeka ... has three other siblings (Stanley, DeMaryo, DeMiyah) ... chose the University of Denver because of the great environment the coaches and players gave him during recruiting ... also liked the academics the school offered ... was recruited by West Virginia, Tennessee Tech, Mississippi State, Campbell, Cincinnati, ETSU, Fort Wayne, Union, Lipscomb, and Middle Tennessee State ... wants to play professionally or coach ... majoring in Engineering.



ALPEREN KURNAZ
FOWARD • FR. • 6-8 • 230
ISTANBUL, TURKEY
ST. MARY'S RYKEN H.S.

12

BEFORE DENVER

Attended St. Mary's Ryken H.S. ... averaged 17.0 points, 8.2 rebounds, 3.2 assists and 1.0 blocks per game as a senior ... was an honorable-mention WCAC selection in 2017-18 ... named MVP of the Junior League in 2012 ... member of Turkey bronze medalist U16 team in 2015.

PERSONAL

Born on January 9, 1999 ... son of Ramozan and Perihan ... chose the University of Denver because of the coaches and fit with the team along with the the opportunity to do great things academically and athletically ... wants to play professionally ... majoring in Psychology with a minor in business.



JOSEPH LANZI
GUARD • FR. • 6-5 • 195
BIRMINGHAM, ALA.
CHELSEA H.S.
HILLCREST PREP

10

BEFORE DENVER

Attended Chelsea H.S. ... four-year varsity starting point/shooting guard ... two-year captain ... most successful varsity basketball player in Chelsea High School history ... led team to first winning season in high-school history with most points, assists and steals ... holds high-school record for most points in a single season, points per game average, career wins, and 3s made in a single game ... named to numerous all-area and all-tournament teams as a senior ... named team MVP ... MVP onf the UMS-Wright Christmas Tournament ... led team in field-goal percentage as a junior ... assist leader of high school team as a sophomore.

PERSONAL

Born on August 5, 1999 ... son of Mark and Robin ... has four other siblings ... chose the University of Denver because of the love for the university, coaches, players and style of play ... wants to became a lawyer and advocate for children with special needs ... member of the National Honor Society ... graduated with a 4.1 GPA ... National Spanish Honor Society ... Mu Alpha Theta Math Honor Society member.



DAVID NZEKWESI
FORWARD • FR. • 6-9 • 240
FORT WORTH, TEXAS
BYRON NELSON H.S.

1

BEFORE DENVER

Attended Byron Nelson H.S. ... averaged 17.0 points and 10.0 rebounds per game as a senior ... two-time All-District 5-6A First-Team selection ... named to Northwest, Georgetown, and Byron Nelson All-Tournament Teams ... won MVP honors at the North Texas Basketball Coaches All-Star Game ... averaged 15.0 points and 8.0 rebounds as a junior ... made Northwest and Byron Nelson All-Tournament Teams as a junior.

PERSONAL

Born on August 17, 2000 ... son of Emmanuel and Chioma ... has two older siblings in Emmanuel and Grace ... older brother Emmanuel plays at Oral Roberts ... chose the University of Denver to grow his faith even more and play for a good basketball program while receiving an excellent education ... was recruited by Boise State, Mercer, Oral Roberts, Richmond, Fresno State, UC Davis, UT-Arlington, North Texas, Stephen F. Austin and more ... wants to play professional basketball in the future ... majoring in Computer Science.



JASE TOWNSEND
GUARD • FR. • 6-3 • 175
DALLAS, TEXAS
SKYLINE H.S.

3

BEFORE DENVER

Attended Skyline H.S. ... averaged 22.5 points, 5.0 rebounds and 3.2 assists per game as a senior ... knocked down 3s at a 38.6 percent clip ... earned all-district honors during senior year ... posted averages of 18.4 points, 4.2 rebounds and 3.2 assists as a junior.

PERSONAL

Born on July 15, 2000 ... son of Sean and Jada ... has a sister (Jade and a brother (Sean) ... chose the University of Denver because of the love he felt from the coaching staff and players ... was recruited by Central Michigan, UT-Arlington, Arkansas-Little Rock, Mercer, Texas State, Air Force and more ... undecided on major.



2017-18



DENVER

STATISTICS

2017-18 RESULTS

RECORD:	OVERALL	HOME	AWAY	NEUTRAL
ALL GAMES	15-15	10-4	3-9	2-2
CONFERENCE	8-6	5-2	3-4	0-0
NON-CONFERENCE	7-9	5-2	0-5	2-2

Date	Opponent	Score	Att.	High Points	High Rebounds
11/12/17	UC IRVINE	69-83 L	1202	(15)Joe Rosga	(10)Jake Krafka (10)Daniel Amigo
11/14/17	at Colorado	62-89 L	6451	(22)Daniel Amigo	(5)Jake Pemberton
11/16/17	JOHNSON & WALES	W 91-59	720	(19)Joe Rosga	(9)Jake Krafka
11/24/17	^at FGCU	71-79 L	3517	(18)Daniel Amigo	(10)Daniel Amigo
11/25/17	vs St. Francis Brooklyn	W 60-50	202	(24)Daniel Amigo	(16)Daniel Amigo
11/26/17	vs Navy	71-79 L	167	(33)Joe Rosga	(6)Christian Mackey
11/29/17	WYOMING	W 88-78	1662	(22)Daniel Amigo	(12)Joe Rosga
12/2/17	AIR FORCE	59-61 L	1401	(11)Daniel Amigo (11)Joe Rosga	(10)Daniel Amigo
12/5/17	SAN JOSE STATE	W 58-56	1028	(23)Rosga,Joe	(7)Jake Krafka
12/9/17	USC UPSTATE	W 84-69	951	(21)Daniel Amigo	(8)Daniel Amigo
12/13/17	at Northern Colorado	63-83 L	1153	(14)Joe Rosga	(7)Joe Rosga
12/15/17	at STANFORD	62-75 L	3303	(18)Daniel Amigo	(6)Jake Pemberton
12/18/17	at Montana State	65-79 L	2200	(20)Jake Pemberton	(8)Ade Murkey
12/28/17	COLORADO MESA	W 106-60	1567	(24)Daniel Amigo	(7)Donoven Carlisle (7)Daniel Amigo
12/30/17	*at South Dakota	71-82 L	2334	(17)Daniel Amigo	(8)Daniel Amigo
1/6/18	*FORT WAYNE	63-82 L	1570	(18)Joe Rosga	(9)Jake Krafka
01/11/18	*at North Dakota State	W 67-61	2543	(15)Joe Rosga	(9)Daniel Amigo
01/13/18	*at South Dakota State	72-94 L	2793	(19)Joe Rosga	(9)Daniel Amigo
1/18/18	*at Omaha	80-86 Lo2	1916	(20)Jake Pemberton	(10)Jake Krafka
01/20/18	*at ORU	W 73-64	5023	(20)Daniel Amigo	(4)Christian Mackey
1/25/18	*WESTERN ILLINOIS	W 70-58	935	(13)Jake Pemberton	(7)Daniel Amigo
1/27/18	*SOUTH DAKOTA	W 84-68	432	(23)Joe Rosga	(7)Daniel Amigo
02/03/18	*at Fort Wayne	63-91 L	2010	(12)Jake Pemberton	(9)Abiola Akintola
2/8/18	*SOUTH DAKOTA STATE	77-81 L	1555	(14)Jake Krafka (14)Ade Murkey (14)Daniel Amigo	(8)Daniel Amigo (8)Jake Krafka
2/10/18	*NORTH DAKOTA STATE	W 66-63	1568	(26)Joe Rosga	(8)Ade Murkey
2/14/18	*OMAHA	W 94-78	1020	(28)Joe Rosga	(7)Jake Krafka
2/18/18	*ORU	W 66-65	1247	(13)Joe Rosga	(10)Joe Rosga
02/24/18	*at Western Illinois	W 89-52	614	(27)Joe Rosga	(13)Jake Krafka
3/4/18	vs ORU	Wo2 90-88	5692	(22)Daniel Amigo	(11)Daniel Amigo
3/5/18	vs South Dakota	58-76 L	8835	(16)Daniel Amigo	(12)Daniel Amigo

* = Conference game

Attendance Summary	Games	Attend	Avg/Game
Home	14	16858	1204
Away	12	33857	2821
Neutral	4	14896	3724
Total	30	65611	2187

2017-18 FINAL STATISTICS

RECORD:	OVERALL	HOME	AWAY	NEUTRAL
ALL GAMES	15-15	10-4	3-9	2-2
CONFERENCE	8-6	5-2	3-4	0-0
NON-CONFERENCE	7-9	5-2	0-5	2-2

#	Player	gp-gs	min	avg	Total		3-Point		F-Throw		Rebounds				pf	dq	e	to	blk	stl	pts	avg
					fg	fg%	3fg	3fg%	ft	ft%	off	def	tot	avg								
02	Joe Rosga	30-30	1825	34.2	155-322	.481	73-166	.440	100-111	.901	19	184	123	4.1	50	1	88	65	2	22	483	16.1
44	Daniel Amigo	30-26	774	25.8	189-363	.521	18-44	.409	63-106	.594	67	134	201	6.7	96	8	47	89	22	9	459	15.3
06	Jaime Penaberton	30-30	977	32.6	119-252	.472	56-124	.452	39-48	.813	7	91	98	3.3	75	5	85	55	4	38	338	11.1
00	Ade Murkey	30-29	744	24.8	86-202	.426	1-8	.125	52-81	.642	43	82	125	4.2	66	0	82	72	13	21	225	7.5
11	Jaime Kratica	30-23	688	22.9	54-135	.400	14-49	.286	40-60	.667	36	130	166	5.5	46	5	62	36	9	6	182	5.4
03	Elvin Rodriguez	24-0	245	10.2	36-103	.350	5-26	.192	26-47	.553	8	20	28	1.2	24	0	16	22	2	11	103	4.3
01	Elipah Blake	1-0	7	7.0	2-2	1.000	0-0	.000	0-0	.000	0	1	1	1.0	1	0	0	0	0	0	4	4.0
24	Christian Mackey	29-1	268	9.2	47-77	.610	0-2	.000	17-25	.680	36	37	73	2.5	42	2	6	24	6	1	111	3.8
10	Jaime Holtmann	25-1	366	14.1	28-73	.384	20-62	.323	18-21	.857	7	33	40	1.5	22	0	29	26	2	5	94	3.6
15	Thomas Neff	15-0	162	10.8	14-31	.452	7-15	.467	3-3	1.000	4	10	14	0.9	5	0	11	13	2	4	38	2.5
12	Luke Neff	23-0	166	7.2	28-42	.676	15-37	.405	3-4	.750	1	15	16	0.7	7	0	10	7	0	0	58	2.5
30	Donovan Carlisle	26-0	342	13.2	25-42	.595	2-4	.500	8-13	.615	14	58	72	2.8	38	0	3	14	4	5	60	2.3
32	Nicolas Akintola	29-10	321	11.1	25-60	.417	0-0	.000	6-21	.286	19	44	63	2.2	50	1	12	14	6	7	56	1.9
25	Emil Knighton	9-0	15	1.7	3-5	.600	0-0	.000	0-0	.000	1	2	3	0.3	0	0	1	0	0	0	6	0.7
Team											49	36	85				14					
Total.....		30	6100		803-1699	.473	211-527	.400	375-540	.694	311	797	1108	36.9	562	22	452	451	72	129	2192	73.1
Opponents.....		30	6100		746-1720	.434	250-747	.335	447-618	.723	256	673	929	31.0	555	-	330	335	87	159	2189	73.0

Score by Period	1st	2nd	OT	OT2	Total
Denver	1003	1152	19	18	2192
Opponents	994	1154	19	22	2189

2017-18 DENVER/OPPONENT GAME HIGHS/LOWS

Denver - TEAM GAME HIGHS

POINTS	106	COLORADO MESA (12/28/17)
	94	OMAHA (2/14/18)
	91	JOHNSON & WALES (11/16/17)
	90	vs ORU (3/4/18)
	89	at Western Illinois (02/24/18)
FIELD GOALS MADE	45	COLORADO MESA (12/28/17)
	37	JOHNSON & WALES (11/16/17)
FIELD GOAL ATTEMPTS	76	COLORADO MESA (12/28/17)
	75	vs ORU (3/4/18)
	75	at Omaha (1/18/18)
FIELD GOAL PERCENTAGE	.673 (35-52)	USC UPSTATE (12/9/17)
	.607 (37-61)	JOHNSON & WALES (11/16/17)
3 PT FIELD GOALS MADE	11	SOUTH DAKOTA (1/27/18)
	11	AIR FORCE (12/2/17)
3 PT FG ATTEMPTS	26	AIR FORCE (12/2/17)
	25	SOUTH DAKOTA STATE (2/8/18)
3 PT FG PERCENTAGE	.667 (8-12)	WESTERN ILLINOIS (1/25/18)
	.667 (8-12)	USC UPSTATE (12/9/17)
FREE THROWS MADE	26	vs Navy (11/26/17)
	25	WYOMING (11/29/17)
FREE THROW ATTEMPTS	34	vs Navy (11/26/17)
	33	at Montana State (12/18/17)
FREE THROW PERCENTAGE	1.000 (10-10)	at Fort Wayne (02/03/18)
	.875 (14-16)	OMAHA (2/14/18)
REBOUNDS	54	vs St. Francis Brooklyn (11/25/17)
	51	JOHNSON & WALES (11/16/17)
ASSISTS	27	JOHNSON & WALES (11/16/17)
	26	COLORADO MESA (12/28/17)
STEALS	9	JOHNSON & WALES (11/16/17)
	8	at Western Illinois (02/24/18)
	7	at Omaha (1/18/18)
BLOCKED SHOTS	8	vs South Dakota (3/5/18)
	7	JOHNSON & WALES (11/16/17)
TURNOVERS	28	at Montana State (12/18/17)
	23	AIR FORCE (12/2/17)
	23	JOHNSON & WALES (11/16/17)
FOULS	29	SOUTH DAKOTA STATE (2/8/18)
	28	at Montana State (12/18/17)

Opponent - GAME HIGHS

POINTS	94	at South Dakota State (01/13/18)
	91	at Fort Wayne (02/03/18)
	89	at Colorado (11/14/17)
	88	vs ORU (3/4/18)
	86	at Omaha (1/18/18)
FIELD GOALS MADE	34	at Fort Wayne (02/03/18)
	33	at Colorado (11/14/17)
FIELD GOAL ATTEMPTS	71	vs ORU (3/4/18)
	69	JOHNSON & WALES (11/16/17)
FIELD GOAL PERCENTAGE	.544 (31-57)	at South Dakota State (01/13/18)
	.532 (33-62)	at Colorado (11/14/17)
3 PT FIELD GOALS MADE	16	at Northern Colorado (12/13/17)
	14	at Fort Wayne (02/03/18)
3 PT FG ATTEMPTS	39	USC UPSTATE (12/9/17)
	38	at Northern Colorado (12/13/17)
3 PT FG PERCENTAGE	.471 (8-17)	at Omaha (1/18/18)
	.467 (14-30)	at Fort Wayne (02/03/18)
FREE THROWS MADE	27	at South Dakota (12/30/17)
	26	SOUTH DAKOTA STATE (2/8/18)
FREE THROW ATTEMPTS	37	at South Dakota (12/30/17)
	36	SOUTH DAKOTA STATE (2/8/18)
FREE THROW PERCENTAGE	.923 (12-13)	FORT WAYNE (1/6/18)
	.917 (11-12)	SOUTH DAKOTA (1/27/18)
REBOUNDS	46	at Colorado (11/14/17)
	42	vs ORU (3/4/18)
ASSISTS	17	FORT WAYNE (1/6/18)
	16	at STANFORD (12/15/17)
	16	at FGCU (11/24/17)
	16	UC IRVINE (11/12/17)
STEALS	14	JOHNSON & WALES (11/16/17)
	12	at Fort Wayne (02/03/18)
BLOCKED SHOTS	8	at Omaha (1/18/18)
	8	UC IRVINE (11/12/17)
TURNOVERS	20	at Omaha (1/18/18)
	16	at Western Illinois (02/24/18)
	16	COLORADO MESA (12/28/17)
FOULS	28	vs Navy (11/26/17)
	27	at Montana State (12/18/17)
	27	UC IRVINE (11/12/17)

Denver - GAME LOWS

POINTS	58	SAN JOSE STATE (12/5/17)
	58	vs South Dakota (3/5/18)
	59	AIR FORCE (12/2/17)
	60	vs St. Francis Brooklyn (11/25/17)
	62	at Colorado (11/14/17)
	62	at STANFORD (12/15/17)
FIELD GOALS MADE	17	SAN JOSE STATE (12/5/17)
	18	vs Navy (11/26/17)
FIELD GOAL ATTEMPTS	44	AIR FORCE (12/2/17)
	44	at Montana State (12/18/17)
FIELD GOAL PERCENTAGE	.315 (17-54)	SAN JOSE STATE (12/5/17)
	.328 (22-67)	vs South Dakota (3/5/18)
3 PT FIELD GOALS MADE	3	at Montana State (12/18/17)
	3	FORT WAYNE (1/6/18)
	3	vs South Dakota (3/5/18)
3 PT FG ATTEMPTS	9	at Montana State (12/18/17)
	11	at Northern Colorado (12/13/17)
3 PT FG PERCENTAGE	.150 (3-20)	vs South Dakota (3/5/18)
	.214 (3-14)	FORT WAYNE (1/6/18)
FREE THROWS MADE	4	at North Dakota State (01/11/18)
	6	USC UPSTATE (12/9/17)
	6	at Omaha (1/18/18)
FREE THROW ATTEMPTS	6	at North Dakota State (01/11/18)
	9	at Omaha (1/18/18)
FREE THROW PERCENTAGE	.444 (8-18)	at Colorado (11/14/17)
	.500 (7-14)	at STANFORD (12/15/17)
	.500 (8-16)	at Western Illinois (02/24/18)
REBOUNDS	23	at Colorado (11/14/17)
	23	at ORU (01/20/18)
ASSISTS	5	at South Dakota State (01/13/18)
	6	vs St. Francis Brooklyn (11/25/17)
	6	vs South Dakota (3/5/18)
STEALS	0	at Fort Wayne (02/03/18)
	1	vs St. Francis Brooklyn (11/25/17)
	1	WYOMING (11/29/17)
	1	SOUTH DAKOTA STATE (2/8/18)
BLOCKED SHOTS	0	UC IRVINE (11/12/17)
	0	WYOMING (11/29/17)
	0	at South Dakota (12/30/17)
	0	at ORU (01/20/18)
TURNOVERS	5	COLORADO MESA (12/28/17)
	7	at Western Illinois (02/24/18)
FOULS	12	COLORADO MESA (12/28/17)
	13	at Fort Wayne (02/03/18)

Opponent - GAME LOWS

POINTS	50	vs St. Francis Brooklyn (11/25/17)
	52	at Western Illinois (02/24/18)
	56	SAN JOSE STATE (12/5/17)
	58	WESTERN ILLINOIS (1/25/18)
	59	JOHNSON & WALES (11/16/17)
FIELD GOALS MADE	12	vs St. Francis Brooklyn (11/25/17)
	17	at Western Illinois (02/24/18)
FIELD GOAL ATTEMPTS	47	at Western Illinois (02/24/18)
	48	WESTERN ILLINOIS (1/25/18)
FIELD GOAL PERCENTAGE	.214 (12-56)	vs St. Francis Brooklyn (11/25/17)
	.304 (21-69)	JOHNSON & WALES (11/16/17)
3 PT FIELD GOALS MADE	2	at Western Illinois (02/24/18)
	4	ORU (2/18/18)
3 PT FG ATTEMPTS	12	at Western Illinois (02/24/18)
	14	OMAHA (2/14/18)
3 PT FG PERCENTAGE	.167 (2-12)	at Western Illinois (02/24/18)
	.188 (6-32)	vs St. Francis Brooklyn (11/25/17)
FREE THROWS MADE	6	COLORADO MESA (12/28/17)
	6	at ORU (01/20/18)
FREE THROW ATTEMPTS	10	at ORU (01/20/18)
	12	COLORADO MESA (12/28/17)
	12	SOUTH DAKOTA (1/27/18)
FREE THROW PERCENTAGE	.500 (6-12)	COLORADO MESA (12/28/17)
	.500 (7-14)	USC UPSTATE (12/9/17)
	.500 (10-20)	at STANFORD (12/15/17)
REBOUNDS	21	OMAHA (2/14/18)
ASSISTS	2	COLORADO MESA (12/28/17)
	5	at Western Illinois (02/24/18)
STEALS	2	vs St. Francis Brooklyn (11/25/17)
	2	SAN JOSE STATE (12/5/17)
	2	COLORADO MESA (12/28/17)
	2	WESTERN ILLINOIS (1/25/18)
BLOCKED SHOTS	0	AIR FORCE (12/2/17)
	0	at ORU (01/20/18)
	0	SOUTH DAKOTA STATE (2/8/18)
	0	NORTH DAKOTA STATE (2/10/18)
TURNOVERS	5	vs St. Francis Brooklyn (11/25/17)
	5	WYOMING (11/29/17)
	5	SOUTH DAKOTA STATE (2/8/18)
FOULS	12	at North Dakota State (01/11/18)
	13	COLORADO MESA (12/28/17)
	13	at South Dakota State (01/13/18)



2017-18 TEAM STATISTICS

PIONEERS' RECORD WHEN...

	All	Sum.
Leading at half:	14-2	8-1
Trailing at half:	1-13	0-5
Tied at half:	---	---
Playing overtime:	0-1	0-1
Shooting 50% or better:	10-1	6-0
Shooting between 40-49.9%:	4-10	2-5
Shooting less than 40%:	1-4	0-1
Opps. shoots 50% or better:	1-7	1-3
Opp. shoots between 40-49.9%:	7-5	4-2
Opp. shoots less than 40%:	7-3	3-1
Denver outrebounds its opponent:	11-10	6-3
Opp. outrebounds Denver:	4-4	2-2
Teams are tied in rebounds:	0-1	0-1
Denver has 10 or more steals:	---	---
Denver shoots 70% FT or better:	3-7	2-3
Denver shoots less than 70% FT:	12-8	6-3
Scoring less than 50 points:	---	---
Scoring 50-59 points:	1-2	---
Scoring 60-69 points:	4-7	3-2
Scoring 70-79 points:	2-5	2-3
Scoring 80-89 points:	4-1	2-1
Scoring 90-99 points:	3-0	1-0
Scoring 100 points or more:	1-0	---
Allowing less than 50 points:	---	---
Allowing 50-59 points:	5-0	2-0
Allowing 60-69 points:	7-1	5-0
Allowing 70-79 points:	2-5	1-0
Allowing 80-89 points:	1-7	0-4
Allowing 90 points or more:	0-2	0-2
Playing in Magness Arena:	8-4	5-2
Playing in Hamilton Gymnasium:	2-0	---
Playing on the road:	3-9	3-4
Playing on a neutral floor:	2-2	---
Game decided by 1-4 points:	4-2	2-1
Game decided by 5-10 points:	4-3	2-1
Game decided by 11 points or more:	7-10	4-4
Playing at night:	10-9	5-2
Playing in the afternoon:	5-6	3-4
Playing on Monday:	0-2	---
Playing on Tuesday:	1-1	---
Playing on Wednesday:	2-1	1-0
Playing on Thursday:	4-2	2-2
Playing on Friday:	0-2	---
Playing on Saturday:	6-5	4-4
Playing on Sunday:	2-2	1-0
Playing in November:	3-4	---
Playing in December:	3-5	0-1
Playing in January:	4-3	4-3
Playing in February:	4-2	4-2

GAME 1: UC IRVINE 83, DENVER 69

11/12/17 • Denver, Colo. (Magness Arena)

UC Irvine 83 • 1-1

#	Player	Total			3-Ptr			Rebounds			PF	TP	A	TO	Blk	Stl	Min
		FG	FGA	FT	FTA	Off	Def	Total									
05	Galloway, Jonathan	f	0-1	0-0	0-0	0	0	0	5	0	2	2	0	14			
11	Edgar Jr., John	f	4-12	1-5	1-1	1	0	1	3	10	0	2	1	20			
42	Rutherford, Tommy	r	4-5	0-0	2-3	3	8	11	4	10	2	4	3	28			
14	Leonard, Evan	g	5-12	2-4	7-8	0	6	6	3	19	5	1	0	24			
24	Worku, Eyassu	g	5-11	0-2	2-2	0	4	4	0	12	4	0	0	29			
02	Hazzard, Max	g	1-3	1-3	1-2	0	1	1	2	4	0	2	0	16			
04	Wertner, Justin	g	2-4	2-4	4-4	3	0	3	1	10	1	1	0	14			
10	Welch, Riley	g	1-1	1-1	2-2	0	0	0	1	5	1	1	0	8			
13	Smith, Brandon	g	0-4	0-2	0-0	0	4	4	2	0	1	0	1	14			
23	Traylor, Darrian	g	1-1	1-1	0-0	0	1	1	0	3	0	0	0	4			
49	Davidian, Teo	g	0-0	0-0	0-0	0	0	0	1	0	0	0	0	1			
50	Jones, Elston	g	3-4	0-0	0-2	1	3	4	3	6	1	0	1	15			
86	Greene, Brad	g	2-4	0-0	0-2	3	2	5	2	4	1	1	0	13			
Team						0	1	1									
Totals			28-62	8-22	19-26	11	30	41	27	83	16	12	8	10	200		

FG % 1st Half: 12-32 37.5% 2nd half: 16-30 53.3% Game: 28-62 45.2%
 3FG % 1st Half: 3-10 30.0% 2nd half: 5-12 41.7% Game: 8-22 36.4%
 FT % 1st Half: 8-14 57.1% 2nd half: 11-12 91.7% Game: 19-26 73.1%

Denver 69 • 0-1

#	Player	Total			3-Ptr			Rebounds			PF	TP	A	TO	Blk	Stl	Min
		FG	FGA	FT	FTA	Off	Def	Total									
32	Abiola Akintola	f	1-1	0-0	0-0	0	2	2	4	2	0	1	0	10			
44	Daniel Amigo	c	4-13	0-0	5-6	4	6	10	1	13	2	2	0	30			
00	Ade Murkey	g	3-4	0-0	3-3	0	1	1	2	9	1	4	0	22			
02	Joe Rosga	g	3-9	1-5	8-8	0	4	4	0	15	3	3	0	34			
05	Jake Pemberton	g	2-9	2-6	0-0	0	1	1	2	6	2	1	0	22			
03	Elvin Rodriguez	g	4-11	1-3	2-6	2	1	3	2	11	1	1	0	17			
10	Jake Holtzmann	g	1-2	1-1	0-0	0	0	0	3	0	0	0	0	4			
11	Jake Krafa	g	0-6	0-1	2-5	4	6	10	3	4	1	1	0	23			
12	Luke Neff	g	1-3	0-3	2-2	1	2	3	2	2	1	0	0	12			
24	Christian Mackey	g	2-5	0-0	0-0	4	2	6	4	4	1	1	0	16			
Team						2	2	4									
Totals			21-63	5-19	22-30	17	27	44	20	69	12	14	0	4	200		

FG % 1st Half: 10-30 33.3% 2nd half: 11-33 33.3% Game: 21-63 33.3%
 3FG % 1st Half: 2-8 25.0% 2nd half: 3-11 27.3% Game: 5-19 26.3%
 FT % 1st Half: 3-5 60.0% 2nd half: 19-25 76.0% Game: 22-30 73.3%

Officials: John Yorkovich, Bart Wengen, Bryan Arnsinger
 Technical fouls: UC Irvine-None. Denver-None.
 Attendance: 1202

Score by periods	1st	2nd	Total
UC Irvine	35	48	83
Denver	25	44	69

GAME 2: COLORADO 89, DENVER 62

11/14/17 • Boulder, Colo. (The Event Center)

Denver 62 • 0-2

#	Player	Total			3-Ptr			Rebounds			PF	TP	A	TO	Blk	Stl	Min
		FG	FGA	FT	FTA	Off	Def	Total									
32	Abiola Akintola	f	0-0	0-0	1-4	0	0	0	4	1	1	1	0	10			
44	Daniel Amigo	c	10-20	2-3	0-2	2	0	2	2	22	1	2	1	31			
00	Ade Murkey	g	1-4	0-1	0-2	0	3	3	2	4	3	0	4	28			
02	Joe Rosga	g	5-13	2-6	3-4	1	2	3	1	15	1	0	0	33			
05	Jake Pemberton	g	3-6	1-4	0-0	0	5	5	1	7	1	1	0	29			
03	Elvin Rodriguez	g	2-8	0-2	3-4	0	0	0	2	7	2	3	0	18			
10	Jake Holtzmann	g	0-0	0-0	0-0	0	1	1	0	0	0	0	0	4			
11	Jake Krafa	g	2-4	1-2	1-2	0	4	4	2	6	2	1	0	25			
12	Luke Neff	g	0-1	0-1	0-0	0	0	0	1	0	0	0	0	4			
24	Christian Mackey	g	1-1	0-0	0-0	0	0	0	5	2	0	0	0	7			
25	Emil Knighton	g	0-0	0-0	0-0	0	0	0	0	0	0	0	0	1			
30	Donoven Carlisle	g	0-0	0-0	0-0	0	0	0	2	0	0	0	0	10			
Team						1	4	5									
Totals			24-57	6-19	8-18	4	19	23	23	62	12	11	1	6	200		

FG % 1st Half: 15-27 55.6% 2nd half: 9-30 30.0% Game: 24-57 42.1%
 3FG % 1st Half: 3-7 42.9% 2nd half: 3-12 25.0% Game: 6-19 31.6%
 FT % 1st Half: 0-2 0.0% 2nd half: 8-16 50.0% Game: 8-18 44.4%

Colorado 89 • 2-0

#	Player	Total			3-Ptr			Rebounds			PF	TP	A	TO	Blk	Stl	Min
		FG	FGA	FT	FTA	Off	Def	Total									
14	Miller-Stewart, Tory	f	1-1	0-0	1-2	1	1	2	3	3	1	2	0	0	17		
13	Wright, Namon	g	4-5	1-2	5-7	0	4	4	1	14	1	2	0	21			
15	Collier, Dominique	g	2-6	1-3	2-2	0	2	2	3	7	1	1	0	18			
24	King, George	g	5-8	0-2	1-2	1	6	7	3	11	1	0	0	24			
25	Wright, McKinley	g	6-10	0-1	0-1	1	2	3	2	12	2	3	1	25			
00	Schwartz, D'Shawn	g	3-6	1-2	0-1	0	6	6	1	7	0	0	0	15			
01	Bay, Tyler	g	1-5	0-0	2-3	3	2	5	2	4	1	1	0	16			
05	Brown, Deleon	g	5-9	1-3	2-2	0	1	1	1	13	1	1	0	22			
10	Strating, Alexander	g	2-2	0-0	0-0	1	0	1	0	4	0	0	0	1			
11	Nikolic, Lazar	g	1-3	0-0	0-0	0	2	2	3	2	2	0	0	12			
23	Siewert, Lucas	g	2-3	1-2	2-2	1	6	7	3	7	0	0	2	15			
33	Repine, Josh	g	0-1	0-1	0-0	0	0	0	0	0	0	0	0	2			
35	Walton, Dallas	g	1-3	1-1	2-2	2	2	4	0	5	2	2	0	12			
Team						1	2	3									
Totals			33-62	6-17	17-24	11	35	46	22	89	11	13	3	4	200		

FG % 1st Half: 16-30 53.3% 2nd half: 17-32 53.1% Game: 33-62 53.2%
 3FG % 1st Half: 4-8 50.0% 2nd half: 2-9 22.2% Game: 6-17 35.3%
 FT % 1st Half: 7-9 77.8% 2nd half: 10-15 66.7% Game: 17-24 70.8%

Officials: Tommy Nunez, Steve Olson, Marques Pettigrew
 Technical fouls: Denver-None. Colorado-None.
 Attendance: 6451

Score by periods	1st	2nd	Total
Denver	33	29	62
Colorado	43	46	89

Last FG - DEN 2nd-03:34, COLO 2nd-00:18.
 Largest lead - DEN by 3 1st-18:47, COLO by 27 2nd-00:18.
 Score tied - 3 times.
 Lead changed - 4 times.

GAME 3: DENVER 91, JOHNSON AND WALES 59

11/16/17 • Denver, Colo. (Hamilton Gymnasium)

Johnson & Wales 59 • 0-7

#	Player	Total			3-Ptr			Rebounds			PF	TP	A	TO	Blk	Stl	Min
		FG	FGA	FT	FTA	Off	Def	Total									
14	King Grant-Perry	f	1-3	0-0	0-0	3	1	4	3	2	1	2	4	3	38		
03	Jontrell Herman	g	4-23	2-11	2-3	1	3	4	3	12	2	2	0	40			
10	Cole Moore	g	2-5	0-2	0-1	2	1	3	5	4	1	2	0	32			
11	Andrew Romero III	g	8-19	4-11	3-6	1	4	5	1	23	5	4	0	40			
12	Bailey Stephens	g	4-13	1-3	4-5	1	1	2	1	13	1	1	0	30			
04	Jalen Scandrett	g	1-3	1-2	0-0	0	0	0	0	3	0	1	0	10			
05	Tim Leutritz	g	0-0	0-0	0-0	0	0	0	0	0	0	0	0	4			
13	Dakota Patton	g	0-2	0-1	0-0	1	0	1	1	0	0	1	0	5			
20	Mike Howerton	g	1-1	0-0	0-0	0	0	0	0	2	0	0	0	1			
Team						4	3	7									
Totals			21-69	8-30	9-15	13	13	26	14	59	10	14	4	14	200		

FG % 1st Half: 11-30 36.7% 2nd half: 10-39 25.6% Game: 21-69 30.4%
 3FG % 1st Half: 4-11 36.4% 2nd half: 4-19 21.1% Game: 8-30 26.7%
 FT % 1st Half: 3-5 60.0% 2nd half: 6-10 60.0% Game: 9-15 60.0%

Denver 91 • 1-2

#	Player	Total			3-Ptr			Rebounds			PF	TP	A	TO	Blk	Stl	Min
		FG	FGA	FT	FTA	Off	Def	Total									
32	Abiola Akintola	f	2-4	0-0	0-0	1	2	3	2	4	2	0	2	0	15		
44	Daniel Amigo	c	9-15	0-0	0-1	1	7	8	2	18	2	4	1				



2017-18 BOX SCORES

GAME 5: DENVER 60, ST. FRANCIS BROOKLYN 50

11/25/17 • Fort Meyers, Fla. (Alico Arena)

Denver 60 • 2-3

#	Player	Total			3-Ptr			Rebounds			PF	TP	A	TO	Blk	Stl	Min
		FG-FGA	FG-FGA	FT-FTA	FG-FGA	FG-FGA	FT-FTA	Off	Def	Tot							
00	Ade Murkey	* 0-4	0-1	2-4	1	7	8	2	2	1	1	2	0	0	0	31	
02	Joe Rosga	* 2-11	2-6	4-4	2	5	7	2	10	1	3	0	0	0	0	34	
05	Jake Pemberton	* 1-2	1-1	0-0	0	2	2	5	3	1	3	0	1	1	1	13	
11	Jake Kraflka	* 1-6	0-3	0-1	2	8	10	3	2	3	3	0	0	0	0	29	
44	Daniel Amigo	* 10-14	0-1	4-6	7	9	16	3	24	0	4	0	0	0	0	25	
03	Elvin Rodriguez	* 1-1	1-1	5-7	1	0	1	1	14	0	0	0	0	0	0	17	
10	Jake Holtzmann	* 1-1	1-1	0-0	0	0	0	0	3	0	1	0	0	0	0	14	
12	Luke Neff	* 0-1	0-1	0-0	0	2	2	0	0	0	0	0	0	0	0	10	
24	Christian Mackey	* 1-1	0-0	0-0	0	4	4	0	2	0	2	0	0	0	0	16	
32	Abiola Akintola	* 0-0	0-0	0-0	0	3	3	0	0	1	1	0	0	0	0	11	
Team					1	0	1										
Totals		20-49	5-15	15-22	14	40	54	19	60	6	18	2	1	200			

FG % 1st Half: 8-27 29.6% 2nd half: 12-22 54.5% Game: 20-49 40.8% Deadball Rebounds 4
 3FG % 1st Half: 3-12 25.0% 2nd half: 2-3 66.7% Game: 5-15 33.3%
 FT % 1st Half: 9-11 81.8% 2nd half: 6-11 54.5% Game: 15-22 68.2%

St. Francis Brooklyn 50 • 1-4

#	Player	Total			3-Ptr			Rebounds			PF	TP	A	TO	Blk	Stl	Min
		FG-FGA	FG-FGA	FT-FTA	FG-FGA	FG-FGA	FT-FTA	Off	Def	Tot							
00	DUNN, Rasheem	* 2-11	1-6	4-4	1	5	6	1	9	2	1	0	1	30			
10	SANABRIA, Glenn	* 2-9	2-8	0-0	0	1	1	0	6	0	0	0	0	23			
16	JORDAN, Jalen	* 2-7	1-3	4-4	0	3	3	1	9	0	1	0	1	31			
23	PORTER, Darelle	* 2-8	0-4	3-4	2	4	6	3	7	0	1	0	2	31			
33	LASIC, Jagos	* 0-0	0-0	3-3	0	0	0	3	3	0	0	0	1	8			
02	HAWKINS, Chauncey	* 1-8	0-5	0-0	0	2	2	2	2	0	0	0	0	14			
05	EVANS, Yaradyah	* 1-3	1-2	0-0	0	1	1	2	3	0	0	0	0	9			
15	NICHOLAS, Josh	* 2-9	1-4	0-0	1	0	1	2	5	0	0	0	0	22			
20	JOHNSON, Cori	* 0-1	0-0	0-0	0	1	1	2	0	0	1	1	0	6			
21	COSIC, Milija	* 0-0	0-0	6-8	0	0	0	4	6	1	0	0	0	26			
Team					2	2	4										
Totals		12-56	6-32	20-23	7	18	25	20	50	5	5	1	5	200			

FG % 1st Half: 6-30 20.0% 2nd half: 6-26 23.1% Game: 12-56 21.4% Deadball Rebounds 0
 3FG % 1st Half: 5-20 25.0% 2nd half: 1-12 8.3% Game: 6-32 18.8%
 FT % 1st Half: 12-13 92.3% 2nd half: 8-10 80.0% Game: 20-23 87.0%

Officials: John Hampton (R), Josue Nieves, John Dillon
 Technical fouls: Denver-None. St. Francis Brooklyn-None.
 Attendance: 202
 Homewood Suites FGCU Shootout: Game 3

Score by periods	1st	2nd	Total
Denver	28	32	60
St. Francis Brooklyn	29	21	50

Points	In	Off	2nd	Fast	Bench
DENMBB	30	5	9	6	19
SFBK	20	6	6	6	16

Last FG - DENMBB 2nd-03:17, SFBK 2nd-00:04.
 Largest lead - DENMBB by 13 2nd-00:11, SFBK by 6 1st-01:33.

Score tied - 3 times.
 Lead changed - 8 times.

GAME 6: NAVY 79, DENVER 71

11/26/17 • Fort Meyers, Fla. (Alico Arena)

Navy 79 • 5-3

#	Player	Total			3-Ptr			Rebounds			PF	TP	A	TO	Blk	Stl	Min
		FG-FGA	FG-FGA	FT-FTA	FG-FGA	FG-FGA	FT-FTA	Off	Def	Tot							
01	Lacey, Tom	* 4-6	0-0	5-5	1	1	2	3	13	3	2	1	0	33			
02	Abdullah, Hasan	* 1-4	0-2	2-4	0	2	2	4	4	2	3	0	2	21			
14	Dulin, Bryce	* 7-12	2-6	4-4	2	2	2	3	20	3	0	0	1	30			
20	Anderson, Shawn	* 5-13	2-3	6-8	3	2	5	2	18	2	0	1	0	34			
40	Wieck, Evan	* 0-1	0-0	0-0	1	2	3	4	0	0	1	0	0	10			
00	Fox, Nourse	* 2-4	1-1	0-0	0	3	3	3	5	2	2	0	0	20			
05	Pearson, Ryan	* 1-2	1-1	0-0	0	0	0	0	3	0	0	0	0	3			
21	Kiernan, George	* 3-7	1-4	5-6	0	1	1	3	12	1	2	0	1	17			
22	Davis, Cam	* 1-3	0-1	0-0	0	1	1	1	2	0	0	0	0	13			
23	Lewis, Mo	* 0-0	0-0	0-0	1	1	2	4	0	0	0	0	0	15			
41	Riemersma, Tyler	* 0-0	0-0	2-2	1	0	1	1	2	1	1	0	0	4			
Team					1	5	6										
Totals		24-52	7-18	24-29	10	18	28	28	79	14	12	2	7	200			

FG % 1st Half: 11-29 37.9% 2nd half: 13-23 56.5% Game: 24-52 46.2% Deadball Rebounds 4
 3FG % 1st Half: 4-11 36.4% 2nd half: 3-7 42.9% Game: 7-18 38.9%
 FT % 1st Half: 11-11 100.0% 2nd half: 13-18 72.2% Game: 24-29 82.8%

Denver 71 • 2-4

#	Player	Total			3-Ptr			Rebounds			PF	TP	A	TO	Blk	Stl	Min
		FG-FGA	FG-FGA	FT-FTA	FG-FGA	FG-FGA	FT-FTA	Off	Def	Tot							
00	Ade Murkey	* 0-2	0-0	0-0	0	1	1	0	2	4	0	1	1	18			
02	Joe Rosga	* 7-13	6-10	13-16	1	4	5	2	33	1	2	0	1	35			
05	Jake Pemberton	* 2-6	1-2	0-0	1	0	1	5	5	0	1	0	1	21			
11	Jake Kraflka	* 0-2	0-0	2-2	0	5	2	2	1	2	0	0	0	24			
44	Daniel Amigo	* 2-4	0-1	2-3	1	1	2	5	6	0	2	0	0	20			
03	Elvin Rodriguez	* 4-9	1-3	3-4	0	0	0	2	12	0	2	0	0	12			
10	Jake Holtzmann	* 1-3	1-3	0-0	0	1	1	0	3	1	3	1	0	17			
12	Luke Neff	* 0-1	0-1	0-0	0	1	1	0	0	1	0	0	0	10			
24	Christian Mackey	* 1-6	0-0	6-8	2	4	6	5	8	1	3	0	0	22			
30	Donoven Carlisle	* 1-1	0-0	0-1	0	1	1	1	2	0	0	0	1	15			
32	Abiola Akintola	* 0-0	0-0	0-0	0	0	0	2	0	0	0	0	0	6			
Team					7	1	8										
Totals		18-47	9-20	26-34	12	19	31	24	71	7	19	1	4	200			

FG % 1st Half: 3-17 17.6% 2nd half: 15-30 50.0% Game: 18-47 38.3% Deadball Rebounds 7
 3FG % 1st Half: 3-7 42.9% 2nd half: 6-13 46.2% Game: 9-20 45.0%
 FT % 1st Half: 13-15 86.7% 2nd half: 13-19 68.4% Game: 26-34 76.5%

Officials: Glenn Tuitt (R), Alan Cosby, Brandon Hiers
 Technical fouls: Navy-Fox, Nourse. Denver-TEAM.
 Attendance: 167
 Homewood Suites FGCU Shootout: Game 5

Score by periods	1st	2nd	Total
Navy	37	42	79
Denver	27	40	71

Points	In	Off	2nd	Fast	Bench
NAVY	28	23	11	8	24
DEN	22	17	6	4	23

GAME 7: DENVER 88, WYOMING 78

11/29/17 • Denver, Colo. (Magness Arena)

Wyoming 78 • 5-2

#	Player	Total			3-Ptr			Rebounds			PF	TP	A	TO	Blk	Stl	Min
		FG-FGA	FG-FGA	FT-FTA	FG-FGA	FG-FGA	FT-FTA	Off	Def	Tot							
05	HERNDON, Alan	f 4-8	1-4	2-4	0	2	2	4	11	3	1	0	1	33			
20	DALTON, Hayden	f 3-17	2-10	4-4	3	5	8	3	12	4	2	1	3	36			
00	REDDING, Nyaires	g 1-4	0-2	1-1	0	0	0	3	3	1	0	0	1	14			
01	JAMES, Justin	g 6-19	2-7	3-6	0	2	2	1	17	1	0	0	2	22			
03	AKA GORSKI, Alexander	g 3-8	2-6	4-4	0	1	1	4	12	0	1	0	1	34			
02	MOEMEKA, Andrew	g 0-1	0-0	0-0	1	4	5	3	0	0	1	1	1	11			
10	KELLEY, Cody	g 3-6	2-5	1-2	2	1	3	2	9	2	0	0	0	21			
12	MALDONADO, Hunter	g 0-1	0-1	0-0	0	1	1	0	0	1	0	0	1	7			
24	ADAMS, Louis	g 3-4	1-2	7-9	1	1	2	5	14	0	1	0	0	22			
Team					2	1	3										
Totals		23-68	10-37	22-30	9	18	27	25	78	12	5	4	10	200			

FG % 1st Half: 11-37 29.7% 2nd half: 12-31 38.7% Game: 23-68 33.8% Deadball Rebounds 6
 3FG % 1st Half: 4-20 20.0% 2nd half: 6-17 35.3% Game: 10-37 27.0%
 FT % 1st Half: 4-4 100.0% 2nd half: 18-26 69.2% Game: 22-30 73.3%

Denver 88 • 3-4

#	Player	Total			3-Ptr			Rebounds			PF	TP	A	TO	Blk	Stl	Min
		FG-FGA	FG-FGA	FT-FTA	FG-FGA	FG-FGA	FT-FTA	Off	Def	Tot							
11	Kraflka, Jake	f 1-3	0-2	2-2	1	4	5	4	3	1	0	0	0	17			
44	Amigo, Daniel	c 9-12	0-0	4-6	3	7	10	2	22	2	5	0	0	36			
00	Murkey, Ade	g 1-3	0-1	0-0	0	4	4	4	2	3	4	0	1	12			
02	Rosga, Joe	g 5-10	0-2	8-8	2	10	12	1	18	5	2	0	0	38			
05	Pemberton, Jake	g 6-9	3-5	4-6	0	5	5	5	19	1	2	0	0	38			
03	Rodriguez, Elvin	g 0-2	0-0	0-0	0	0	0	0	0	0	1	0	0	5			
10	Holtzmann, Jake	g 5-8	4-5	6-6	0	3	3	3	20	1	4	0	0	29			
24	Mackey, Christian	g 1-2	0-0	0-0	1	1	2	1	2	0	1	0	0	6			
30	Carlisle, Donoven	g 0-0	0-0	1-2	0	0	0	0	1	0	0	0					



2017-18 BOX SCORES

GAME 9: DENVER 58, SAN JOSE STATE 56

12/05/17 • Denver, Colo. (Magness Arena)

San Jose State 56 • 2-6

#	Player	Total			3-Ptr			Rebounds			PF	TP	A	TO	Blk	Stl	Min
		FG-FGA	FG-FGA	FT-FTA	FG-FGA	FG-FGA	FT-FTA	Off	Def	Tot							
02	Carlisle, Nai	* 3-8	0-0	5-5	0	5	5	2	11	4	1	0	0	0	34		
05	Fisher, Keith	* 4-5	0-0	2-4	1	5	6	3	10	0	3	0	0	0	29		
13	Barry, Oumar	* 4-9	0-0	2-5	2	1	3	3	10	0	4	1	0	0	23		
25	Hillsman, Jaycee	* 0-3	0-1	0-0	2	3	5	2	0	2	1	0	0	0	17		
32	Welage, Ryan	* 5-15	2-7	0-1	0	2	2	3	12	1	1	1	0	0	27		
10	Nichols, Isaiah	1-3	1-3	2-3	2	6	8	3	5	0	1	1	1	1	25		
20	Baumann, Noah	3-7	2-5	0-0	0	3	3	1	8	1	0	0	1	1	19		
21	James, Jalen	0-1	0-1	0-0	0	0	0	0	0	0	0	1	0	0	4		
41	Chastain, Ashtin	0-2	0-0	0-0	1	2	3	3	0	0	1	0	0	0	22		
	Team				1	1	2										
	Totals	20-53	5-17	11-18	9	28	37	20	56	8	12	4	2	2	200		

FG % 1st Half: 7-23 30.4% 2nd half: 13-30 43.3% Game: 20-53 37.7%
 3FG % 1st Half: 1-6 16.7% 2nd half: 4-11 36.4% Game: 5-17 29.4%
 FT % 1st Half: 3-6 50.0% 2nd half: 8-12 66.7% Game: 11-18 61.1%

Denver 58 • 4-5

#	Player	Total			3-Ptr			Rebounds			PF	TP	A	TO	Blk	Stl	Min
		FG-FGA	FG-FGA	FT-FTA	FG-FGA	FG-FGA	FT-FTA	Off	Def	Tot							
0	Murkey, Ade	* 1-6	0-0	0-2	2	1	3	3	2	2	2	0	0	0	22		
11	Jake Krafka	* 0-2	0-1	0-0	0	7	7	5	0	2	1	0	0	0	19		
2	Rosga, Joe	* 7-16	5-10	4-4	2	2	4	1	23	0	0	0	0	0	38		
44	Daniel Amigo	* 4-12	0-0	5-9	3	3	6	4	13	5	6	1	0	0	33		
5	Pemberton, Jake	* 5-10	3-5	7-8	0	4	4	1	20	4	0	1	3	3	38		
10	Jake Holtzmann	0-1	0-1	0-0	0	3	3	1	0	1	0	1	0	0	16		
24	Christian Mackey	0-1	0-0	0-0	0	1	1	1	0	0	1	0	0	0	6		
3	Rodriguez, Elvin	0-3	0-2	0-0	0	0	0	0	0	0	0	0	0	0	9		
30	Donoven Carlisle	0-1	0-0	0-0	2	0	2	1	0	0	0	0	0	0	9		
32	Abiola Akintola	0-2	0-0	0-0	1	2	3	2	0	0	1	0	0	0	10		
	Team				1	1	2										
	Totals	17-54	8-19	16-23	11	24	35	19	58	14	11	3	3	3	200		

FG % 1st Half: 13-32 40.6% 2nd half: 4-22 18.2% Game: 17-54 31.5%
 3FG % 1st Half: 7-13 53.8% 2nd half: 1-6 16.7% Game: 8-19 42.1%
 FT % 1st Half: 0-0 0.0% 2nd half: 16-23 69.6% Game: 16-23 69.6%

Officials: Kelly Pfeifer, John Yorkovich, Edwin Young...
 Technical fouls: San Jose State-None. Denver-None.
 Attendance: 1028
 Flagrant Foul SJSU #20 (1:40, 2nd half)

Score by periods	1st	2nd	Total
San Jose State	18	38	56
Denver	33	25	58

Last FG - SJSU 2nd-01:19, DEN 2nd-04:02.

Score tied - 2 times.

GAME 11: NORTHERN COLORADO 83, DENVER 63

12/13/17 • Greeley, Colo. (Bank of Colorado Arena)

Denver 63 • 5-6

#	Player	Total			3-Ptr			Rebounds			PF	TP	A	TO	Blk	Stl	Min
		FG-FGA	FG-FGA	FT-FTA	FG-FGA	FG-FGA	FT-FTA	Off	Def	Tot							
11	Jake Krafka	f 1-4	0-1	0-0	2	3	5	1	2	0	1	0	0	0	24		
44	Daniel Amigo	c 3-6	0-0	2-4	2	3	5	3	8	0	2	0	0	0	17		
00	Ade Murkey	g 2-4	0-0	5-7	3	1	4	2	9	2	5	1	2	2	20		
02	Joe Rosga	g 5-14	2-3	2-2	0	7	7	1	14	2	0	0	0	0	34		
05	Jake Pemberton	g 2-6	0-0	0-0	0	1	1	3	4	4	2	0	0	0	34		
03	Elvin Rodriguez	g 2-5	0-1	0-0	1	1	2	2	4	0	1	0	0	0	9		
12	Luke Neff	g 2-3	2-3	0-0	0	0	0	6	1	0	0	0	0	0	7		
15	Thomas Neff	g 1-2	1-2	0-0	0	2	2	1	3	0	4	0	0	0	20		
24	Christian Mackey	g 2-4	0-1	0-0	2	2	4	1	4	0	2	0	0	0	9		
25	Emil Knighton	g 0-0	0-0	0-0	0	0	0	0	0	0	0	0	0	0	1		
30	Donoven Carlisle	g 2-5	0-0	0-0	1	4	5	1	4	0	0	0	0	0	19		
32	Abiola Akintola	g 2-3	0-0	1-2	0	0	0	1	5	0	0	1	0	0	6		
	Team				1	0	1		1								
	Totals	24-56	5-11	10-15	12	24	36	16	63	9	18	2	2	2	200		

FG % 1st Half: 9-26 34.6% 2nd half: 15-30 50.0% Game: 24-56 42.9%
 3FG % 1st Half: 1-2 50.0% 2nd half: 4-9 44.4% Game: 5-11 45.5%
 FT % 1st Half: 3-7 42.9% 2nd half: 7-8 87.5% Game: 10-15 66.7%

Northern Colorado 83 • 8-3

#	Player	Total			3-Ptr			Rebounds			PF	TP	A	TO	Blk	Stl	Min
		FG-FGA	FG-FGA	FT-FTA	FG-FGA	FG-FGA	FT-FTA	Off	Def	Tot							
20	MORGAN, Tanner	f 1-3	0-1	3-5	0	3	3	2	5	1	0	0	1	0	30		
22	SANDERS, Jalen	f 1-5	0-4	1-2	2	4	6	2	3	0	3	1	0	0	30		
00	DAVIS, Jordan	g 6-10	0-2	1-1	2	4	6	4	13	2	2	0	1	0	24		
11	SPIGHT, Andre	g 8-14	7-13	4-6	1	2	3	0	27	4	0	0	4	32			
12	RADEBAUGH, Jonah	g 2-3	2-3	0-0	0	2	2	2	6	1	1	1	1	34			
04	LOOSE, Tyler	g 0-0	0-0	0-0	0	0	0	0	0	0	0	0	0	2			
10	SYLLA, Ibrahim	g 0-0	0-0	0-0	0	0	0	1	0	0	1	0	0	1			
13	GLOTTA, Chaz	g 2-6	2-6	0-0	0	0	0	0	6	0	0	0	0	13			
21	VERCELLINO, Roberto	g 0-1	0-1	0-0	0	1	1	3	0	0	1	0	0	9			
24	JOHNSON, Anthony	g 8-13	5-8	2-3	0	1	1	2	23	0	1	0	1	23			
25	EDWARDS, Kai	g 0-0	0-0	0-0	0	0	0	0	0	0	0	0	0	1			
33	REYES, Johnatan	g 0-0	0-0	0-0	0	0	0	0	0	0	0	0	0	1			
	Team				1	4	5		4								
	Totals	28-55	16-38	11-17	6	21	27	16	83	8	9	2	8	200			

FG % 1st Half: 16-27 59.3% 2nd half: 12-28 42.9% Game: 28-55 50.9%
 3FG % 1st Half: 9-17 52.9% 2nd half: 7-21 33.3% Game: 16-38 42.1%
 FT % 1st Half: 4-5 80.0% 2nd half: 7-12 58.3% Game: 11-17 64.7%

Officials: David Hall, Tony Padilla, Randy Heimerman
 Technical fouls: Denver-Daniel Amigo. Northern Colorado-None.
 Attendance: 1153

Score by periods	1st	2nd	Total
Denver	22	41	63
Northern Colorado	45	38	83

Last FG - DENMBB 2nd-00:59, NC 2nd-03:17.

Score tied - 1 time.

GAME 10: DENVER 84, USC UPSTATE 69

12/09/17 • Denver, Colo. (Magness Arena)

USC Upstate 69 • 3-9

#	Player	Total			3-Ptr			Rebounds			PF	TP	A	TO	Blk	Stl	Min
		FG-FGA	FG-FGA	FT-FTA	FG-FGA	FG-FGA	FT-FTA	Off	Def	Tot							
00	MOORE, Malik	f 6-16	0-7	5-7	2	3	5	4	17	1	3	0	0	0	0	30	
04	THOMPSON, Ramel	f 0-4	0-4	0-0	0	2	2	1	0	1	0	1	0	0	0	29	
13	SMITH, Carson	f 3-3	1-1	0-0	4	3	7	4	7	4	7	3	0	0	0	23	
03	SPAN, Jure	g 4-10	2-6	0-1	1	2	3	0	10	6	2	0	0	0	17		
11	HOLMES, Deion	g 8-19	7-15	1-4	0	1	1	3	24	2	3	0	0	0	27		
05	DIGGS, Avery	g 1-1	0-0	0-0	2	1	3	0	2	0	0	0	0	0	0		
12	ANDERSON, Isaiah	g 1-3	0-1	1-2	2	4	6	2	3	2	1	0	0	0	0		
15	WELCH, Pat	g 1-3	1-3	0-0	1	1	2	0	3	0	1	1	0	0	0		
23	BOOKER, Thomas	g 1-2	1-2	0-0	0	0	0	1	3	0	0	0	0	0	0		
	Team				0	1	1		0								
	Totals	25-61	12-39	7-14	12	18	30	15	69	15	10	1	1	1	1		

FG % 1st Half: 11-27 40.7% 2nd half: 14-34 41.2% Game: 25-61 41.0%
 3FG % 1st Half: 4-17 23.5% 2nd half: 8-22 36.4% Game: 12-39 30.8%
 FT % 1st Half: 2-7 28.6% 2nd half: 5-7 71.4% Game: 7-14 50.0%

Denver 84 • 5-5

#	Player	Total			3-Ptr			Rebounds			PF	TP	A	TO	Blk	Stl	Min
		FG-FGA	FG-FGA	FT-FTA	FG-FGA	FG-FGA	FT-FTA	Off	Def	Tot							
11	Krafka, Jake	f 2-6	0-0	1-2	0	5	5	1	5	6	1	0	0	0	0	22	
44	Amigo, Daniel	c 10-12	0-0	1-4	1	7	8	3	21	3	3	1	0	0	0		
00	Murkey, Ade	g 2-2	0-0	0-0	0	2	2	1	4	4	0	0	0				



2017-18 BOX SCORES

GAME 13: MONTANA STATE 79, DENVER 65
12/18/17 • Bozeman, Mont. (Worthington Arena)

UC Riverside 55 • 1-8

Box score table for Game 13 showing player stats for UC Riverside and totals.

FG % 1st Half: 8-24 33.3% 2nd half: 9-22 40.9% Game: 17-46 37.0%
3FG % 1st Half: 2-7 28.6% 2nd half: 4-12 33.3% Game: 6-19 31.6%
FT % 1st Half: 5-10 50.0% 2nd half: 10-11 90.9% Game: 15-21 71.4%

Denver 73 • 8-5

Box score table for Game 13 showing player stats for Denver and totals.

FG % 1st Half: 14-24 58.3% 2nd half: 9-19 47.4% Game: 23-43 53.5%
3FG % 1st Half: 3-7 42.9% 2nd half: 4-11 36.4% Game: 7-18 38.9%
FT % 1st Half: 4-6 66.7% 2nd half: 16-18 88.9% Game: 20-24 83.3%

Officials: Bryan Anslinger, Gerard Williams, Tim Stewart
Technical fouls: UC Riverside-None. Denver-None.
Attendance: 1149

Score by periods table for Game 13 showing 1st, 2nd, and Total scores for UC Riverside and Denver.

GAME 14: DENVER 106, COLORADO MESA 60
12/28/16 • Denver, Colo. (Hamilton Gymnasium)

Colorado Mesa 60 • 6-7

Box score table for Game 14 showing player stats for Colorado Mesa and totals.

FG % 1st Half: 12-28 42.9% 2nd half: 10-26 38.5% Game: 22-54 40.7%
3FG % 1st Half: 6-12 50.0% 2nd half: 4-13 30.8% Game: 10-25 40.0%
FT % 1st Half: 4-8 50.0% 2nd half: 2-4 50.0% Game: 6-12 50.0%

Denver 106 • 6-8

Box score table for Game 14 showing player stats for Denver and totals.

FG % 1st Half: 24-39 61.5% 2nd half: 21-37 56.8% Game: 45-76 59.2%
3FG % 1st Half: 3-6 50.0% 2nd half: 4-9 44.4% Game: 7-15 46.7%
FT % 1st Half: 5-10 50.0% 2nd half: 4-5 80.0% Game: 9-15 60.0%

Officials: Bart wegenke, Donnie Olson, Brad Claus
Technical fouls: Colorado Mesa-None. Denver-None.
Attendance: 1567

Score by periods table for Game 14 showing 1st, 2nd, and Total scores for Colorado Mesa and Denver.

GAME 16: FORT WAYNE 82, DENVER 63
01/06/18 • Denver, Colo. (Magness Arena)

Fort Wayne 82 • 12-7 (1-1 SL)

Box score table for Game 16 showing player stats for Fort Wayne and totals.

FG % 1st Half: 18-33 54.5% 2nd half: 12-28 42.9% Game: 30-61 49.2%
3FG % 1st Half: 5-17 29.4% 2nd half: 5-19 26.3% Game: 10-36 27.8%
FT % 1st Half: 4-5 80.0% 2nd half: 8-8 100.0% Game: 12-13 92.3%

Denver 63 • 6-10 (0-2 SL)

Box score table for Game 16 showing player stats for Denver and totals.

FG % 1st Half: 14-26 53.8% 2nd half: 10-25 40.0% Game: 24-51 47.1%
3FG % 1st Half: 3-8 37.5% 2nd half: 0-6 0.0% Game: 3-14 21.4%
FT % 1st Half: 4-4 100.0% 2nd half: 8-15 53.3% Game: 12-19 63.2%

Officials: John Yorkovich, Dan Dorian, Steve Honacki
Technical fouls: Fort Wayne-None. Denver-None.
Attendance: 1570

Score by periods table for Game 16 showing 1st, 2nd, and Total scores for Fort Wayne and Denver.

GAME 15: SOUTH DAKOTA 82, DENVER 71
12/30/17 • Vermillion, S.D. (Sports Center)

Denver 71 • 6-9, 0-1 SL

Box score table for Game 15 showing player stats for Denver and totals.

FG % 1st Half: 13-33 39.4% 2nd half: 14-27 51.9% Game: 27-60 45.0%
3FG % 1st Half: 3-10 30.0% 2nd half: 5-12 41.7% Game: 8-22 36.4%
FT % 1st Half: 4-5 80.0% 2nd half: 5-7 71.4% Game: 9-12 75.0%

South Dakota 82 • 13-4, 1-0 SL

Box score table for Game 15 showing player stats for South Dakota and totals.

FG % 1st Half: 15-26 57.7% 2nd half: 10-25 40.0% Game: 25-51 49.0%
3FG % 1st Half: 3-7 42.9% 2nd half: 2-10 20.0% Game: 5-17 29.4%
FT % 1st Half: 12-16 75.0% 2nd half: 15-21 71.4% Game: 27-37 73.0%

Officials: Bobby Daw, Doran Gotschall, Bryan Anslinger
Technical fouls: Denver-None. South Dakota-None.
Attendance: 2334

Score by periods table for Game 15 showing 1st, 2nd, and Total scores for South Dakota and Denver.

2018-19 MEN'S BASKETBALL MEDIA GUIDE



2017-18 BOX SCORES

GAME 17: DENVER 84, NORTH DAKOTA STATE 61

01/11/18 • Fargo, N.D. (Scheels Center)

Denver 67 • 7-10, 1-2

#	Player	Total			3-Ptr			Rebounds			PF	TP	A	TO	Blk	Stl	Min
		FG-FGA	FG-FGA	FT-FTA	FG-FGA	FG-FGA	FT-FTA	Off	Def	Tot							
11	Jake Kraflka	f	2-3	2-3	0-1	1	5	6	0	6	3	0	1	0	0	28	
32	Abiola Akintola	f	1-2	0-0	0-0	0	3	3	1	2	1	0	0	1	1	15	
00	Ade Murkey	g	6-10	0-1	0-0	1	3	4	12	3	2	0	0	0	0	25	
02	Joe Rosga	g	6-12	1-5	2-3	0	6	6	2	15	3	3	0	1	1	38	
05	Jake Pemberton	g	6-13	2-4	0-0	0	1	1	3	14	4	3	0	0	0	34	
03	Elvin Rodriguez	g	1-3	0-0	0-0	0	1	1	0	2	1	0	0	0	0	6	
15	Thomas Neff	g	1-3	1-2	0-0	1	0	1	0	3	1	0	1	0	0	17	
30	Donoven Carlisle	g	0-0	0-0	0-0	0	2	2	0	0	0	0	0	0	0	12	
44	Daniel Amigo	g	5-12	1-2	2-2	2	7	9	3	13	1	1	0	0	0	25	
	Team					2	3	5									
	Totals		28-58	7-17	4-6	7	31	38	15	67	17	9	2	2	2	200	

FG % 1st Half: 16-29 55.2% 2nd half: 12-29 41.4% Game: 28-58 48.3%
 3FG % 1st Half: 3-8 37.5% 2nd half: 4-9 44.4% Game: 5-14 35.7%
 FT % 1st Half: 0-0 0.0% 2nd half: 4-6 66.7% Game: 4-6 66.7%

North Dakota State 61 • 9-8, 1-2

#	Player	Total			3-Ptr			Rebounds			PF	TP	A	TO	Blk	Stl	Min
		FG-FGA	FG-FGA	FT-FTA	FG-FGA	FG-FGA	FT-FTA	Off	Def	Tot							
21	AJ Jacobson	f	3-8	3-7	2-2	0	2	2	1	11	2	1	0	0	0	31	
30	Spencer Eliason	f	2-2	0-0	4-9	3	1	4	3	8	0	1	1	0	0	22	
02	Paul Miller	g	8-19	2-9	2-3	0	4	4	0	20	2	3	0	0	0	36	
22	Cameron Hunter	g	4-12	0-5	0-1	0	3	3	3	8	3	2	0	3	3	35	
24	Tyson Ward	g	4-9	0-2	3-4	1	9	10	2	11	0	1	0	0	0	30	
11	Jared Samuelson	g	1-2	1-2	0-0	0	2	2	0	3	0	0	0	0	0	11	
13	Chris Quayle	g	0-0	0-0	0-0	0	2	2	0	0	0	0	0	0	0	9	
23	Deng Geu	g	0-1	0-0	0-0	0	0	0	0	0	1	0	0	0	0	9	
34	Rocky Kreuser	g	0-1	0-1	0-0	0	1	1	1	0	0	0	1	0	0	13	
42	Dylan Miller	g	0-0	0-0	0-0	0	1	1	2	0	0	0	0	0	0	4	
	Team					0	0	0									
	Totals		22-54	6-26	11-19	4	25	29	12	61	8	8	2	3	3	200	

FG % 1st Half: 9-25 36.0% 2nd half: 13-29 44.8% Game: 22-54 40.7%
 3FG % 1st Half: 2-12 16.7% 2nd half: 4-14 28.6% Game: 6-26 23.1%
 FT % 1st Half: 2-5 40.0% 2nd half: 9-14 64.3% Game: 11-19 57.9%

Officials: Bret Wegenke, Todd Von Sossan, Chad Barlow
 Technical fouls: Denver-None. North Dakota State-None.
 Attendance: 2543

Score by periods	1st	2nd	Total
Denver	35	32	67
North Dakota State	22	39	61

Last FG - DEN 2nd-01:56, NDSU 2nd-00:09.
 Largest lead - DEN by 19 2nd-19:02, NDSU by 4 1st-18:35.
 DEN led for 33:59, NDSU led for 02:41. Game was tied for 02:50.

Score tied - 3 times.
 Lead changed - 1 time.

GAME 18: SOUTH DAKOTA STATE 94, DENVER 72

01/13/18 • Brookings, S.D. (Frost Arena)

Denver 72 • 7-11, 1-3

#	Player	Total			3-Ptr			Rebounds			PF	TP	A	TO	Blk	Stl	Min
		FG-FGA	FG-FGA	FT-FTA	FG-FGA	FG-FGA	FT-FTA	Off	Def	Tot							
11	Jake Kraflka	f	1-6	0-2	0-0	1	2	3	3	2	1	2	0	0	0	21	
32	Abiola Akintola	f	0-1	0-0	0-0	0	0	0	2	2	1	0	0	1	2	15	
00	Ade Murkey	g	6-11	0-0	3-4	2	4	6	4	15	3	2	0	1	0	30	
02	Joe Rosga	g	8-13	3-5	0-0	1	3	4	2	19	0	2	0	0	0	33	
05	Jake Pemberton	g	3-9	0-2	0-0	0	2	2	4	6	0	0	1	0	0	27	
03	Elvin Rodriguez	g	2-5	0-0	0-0	0	0	0	0	0	0	0	0	0	0	9	
10	Jake Holtzmann	g	0-0	0-0	0-0	0	0	0	0	0	0	0	0	0	0	2	
12	Luke Neff	g	0-0	0-0	0-0	0	0	0	0	0	0	0	0	0	0	2	
15	Thomas Neff	g	2-4	1-2	2-2	0	2	2	0	7	0	1	0	1	0	19	
30	Christian Mackey	g	0-1	0-0	0-0	0	0	0	0	0	0	0	1	0	0	6	
44	Donoven Carlisle	g	1-2	0-0	0-0	0	4	4	3	2	0	0	0	0	0	15	
44	Daniel Amigo	g	6-15	1-3	4-5	4	5	9	3	17	1	1	0	0	0	21	
	Team					1	0	1									
	Totals		29-67	5-14	9-11	9	24	33	20	72	5	10	3	5	2	200	

FG % 1st Half: 13-32 40.6% 2nd half: 16-35 45.7% Game: 29-67 43.3%
 3FG % 1st Half: 0-4 0.0% 2nd half: 5-10 50.0% Game: 5-14 35.7%
 FT % 1st Half: 0-0 0.0% 2nd half: 9-11 81.8% Game: 9-11 81.8%

South Dakota State 94 • 16-5, 4-0

#	Player	Total			3-Ptr			Rebounds			PF	TP	A	TO	Blk	Stl	Min
		FG-FGA	FG-FGA	FT-FTA	FG-FGA	FG-FGA	FT-FTA	Off	Def	Tot							
23	Reed Tellinghuisen	f	4-8	2-4	1-1	0	3	3	0	11	0	1	2	1	0	27	
24	Mike Daum	f	10-14	4-6	10-11	0	8	8	3	34	2	2	1	0	0	30	
01	Skyler Flatten	g	1-5	1-5	0-0	0	2	2	3	3	2	1	2	1	0	31	
02	Tevin King	g	3-6	1-1	0-0	2	4	6	3	7	0	0	0	0	0	27	
05	David Jenkins	g	8-14	4-8	7-7	0	2	2	2	27	1	4	0	1	0	27	
00	Brandon Key	g	2-2	0-0	2-3	0	0	0	0	6	4	1	0	0	0	17	
03	Chris Howell	g	2-2	0-0	0-0	0	4	4	0	4	0	1	0	0	0	14	
25	Lane Severyn	g	1-2	0-0	0-0	0	0	0	0	2	0	0	0	0	1	8	
45	Ian Theisen	g	0-4	0-3	0-0	1	5	6	2	0	1	0	0	0	0	19	
	Team					1	1	2									
	Totals		31-57	12-27	20-22	4	29	33	13	94	10	10	5	5	2	200	

FG % 1st Half: 15-29 51.7% 2nd half: 16-28 57.1% Game: 31-57 54.4%
 3FG % 1st Half: 8-16 50.0% 2nd half: 4-11 36.4% Game: 12-27 44.4%
 FT % 1st Half: 7-7 100.0% 2nd half: 13-15 86.7% Game: 20-22 90.9%

Officials: Brian McAnally, Doran Gotschall, Brian McNutt
 Technical fouls: Denver-None. South Dakota State-None.
 Attendance: 2793
 2018 Lamb Bonanza

Score by periods	1st	2nd	Total
Denver	26	46	72
South Dakota State	45	49	94

Points DEN 36 SDSU 38
 In Paint 26 14
 Off T/O 7 5
 2nd Chance 16 5
 Fast Break 4 2
 Bench 30 12

Last FG - DEN 2nd-00:07, SDSU 2nd-00:23.
 Largest lead - DEN None, SDSU by 26 2nd-16:27.
 DEN led for 00:00, SDSU led for 39:46. Game was tied for 00:14.

Score tied - 0 times.
 Lead changed - 0 times.

GAME 19: OMAHA 86, DENVER 80 2OT

01/18/18 • Omaha, Neb. (Baxter Arena)

Denver 72 • 7-11, 1-3

#	Player	Total			3-Ptr			Rebounds			PF	TP	A	TO	Blk	Stl	Min
		FG-FGA	FG-FGA	FT-FTA	FG-FGA	FG-FGA	FT-FTA	Off	Def	Tot							
11	Jake Kraflka	f	1-6	0-2	0-0	1	2	3	3	2	1	2	0	0	0	21	
32	Abiola Akintola	f	0-1	0-0	0-0	0	2	2	1	0	0	0	1	2	1	15	
00	Ade Murkey	g	6-11	0-0	3-4	2	4	6	4	15	3	2	0	1	0	30	
02	Joe Rosga	g	8-13	3-5	0-0	1	3	4	2	19	0	2	0	0	0	33	
05	Jake Pemberton	g	3-9	0-2	0-0	0	2	2	4	6	0	0	1	0	0	27	
03	Elvin Rodriguez	g	2-5	0-0	0-0	0	0	0	0	4	0	2	0	1	0	9	
10	Jake Holtzmann	g	0-0	0-0	0-0	0	0	0	0	0	0	0	0	0	0	2	
12	Luke Neff	g	0-0	0-0	0-0	0	0	0	0	0	0	0	0	0	0	2	
15	Thomas Neff	g	2-4	1-2	2-2	0	2	2	0	7	0	1	0	1	0	19	
30	Christian Mackey	g	0-1	0-0	0-0	0	0	0	0	0	0	0	1	0	0	6	
44	Donoven Carlisle	g	1-2	0-0	0-0	0	4	4	3	2	0	0	0	0	0	15	
44	Daniel Amigo	g	6-15	1-3	4-5	4	5	9	3	17	1	1	0	0	0	21	
	Team					1	0	1									
	Totals		29-67	5-14	9-11	9	24	33	20	72	5	10	3	5	2	200	

FG % 1st Half: 13-32 40.6% 2nd half: 16-35 45.7% Game: 29-67 43.3%
 3FG % 1st Half: 0-4 0.0% 2nd half: 5-10 50.0% Game: 5-14 35.7%
 FT % 1st Half: 0-0 0.0% 2nd half: 9-11 81.8% Game: 9-11 81.8%

South Dakota State 94 • 16-5, 4-0

#	Player	Total			3-Ptr			Rebounds			PF	TP	A	TO	Blk	Stl	Min
		FG-FGA	FG-FGA	FT-FTA	FG-FGA	FG-FGA	FT-FTA	Off	Def	Tot							
23	Reed Tellinghuisen	f	4-8	2-4	1-1	0	3	3	0	11	0	1	2	1	0	27	
24	Mike Daum	f	10-14	4-6	10-11	0	8	8	3	34	2	2	1	0	0	30	
01	Skyler Flatten	g	1-5	1-5	0-0	0	2	2	3	3	2	1	2	1	0	31	
02	Tevin King	g	3-6	1-1	0-0	2	4	6	3	7	0	0	0	0	0	27	
05	David Jenkins	g	8-14	4-8	7-7	0	2	2	2	27	1	4	0	1	0	27	
00	Brandon Key	g	2-2	0-0	2-3	0	0	0	0	6	4	1	0	0	0	17	
03	Chris Howell	g	2-2	0-0	0-0	0	4	4	0	4	0	1	0	0	0	14	
25	Lane Severyn	g	1-2	0-0	0-0	0	0	0	0	2	0	0	0	0	1	8	
45	Ian Theisen																



2017-18 BOX SCORES

GAME 21: DENVER 70, WESTERN ILLINOIS 58

01/25/18 • Denver, Colo. (Magness Arena)

Western Illinois 58 • 10-9 (1-5 SL)

Table with columns: Player, FG-FGA, 3-PT, FT-FTA, Rebounds (Off Def Tot), PF, TP, A TO Blk Stl, Min. Includes totals and game statistics.

FG % 1st Half: 9-25 36.0% 2nd half: 12-23 52.2% Game: 21-48 43.8%
3FG % 1st Half: 2-8 25.0% 2nd half: 4-8 50.0% Game: 6-16 37.5%
FT % 1st Half: 4-5 80.0% 2nd half: 6-11 54.5% Game: 10-16 62.5%

Denver 70 • 9-12 (3-4 SL)

Table with columns: Player, FG-FGA, 3-PT, FT-FTA, Rebounds (Off Def Tot), PF, TP, A TO Blk Stl, Min. Includes totals and game statistics.

FG % 1st Half: 11-21 52.4% 2nd half: 14-24 58.3% Game: 25-45 55.6%
3FG % 1st Half: 4-7 57.1% 2nd half: 4-5 80.0% Game: 8-12 66.7%
FT % 1st Half: 4-7 57.1% 2nd half: 8-9 88.9% Game: 12-16 75.0%

Officials: Paul Szec, Rob Kueneman, Lewis Garrison
Technical fouls: Western Illinois-None. Denver-None.
Attendance: 935

Score by periods table with columns: 1st, 2nd, Total. Shows scores for Western Illinois and Denver.

Points in Paint, Off T/O, 2nd Chance, Fast Break, Bench table for WIU and DEN.

Last FG - WIU 2nd-00:49, DEN 2nd-00:38.
Largest lead - WIU by 2 2nd-09:43, DEN by 12 2nd-01:44.
WIU led for 02:01. DEN led for 35:22. Game was tied for 02:37.

Score tied - 2 times.
Lead changed - 6 times.

GAME 22: DENVER 84, SOUTH DAKOTA 68

01/27/18 • Denver, Colo. (Magness Arena)

South Dakota 68 • 18-6 (6-2 SL)

Table with columns: Player, FG-FGA, 3-PT, FT-FTA, Rebounds (Off Def Tot), PF, TP, A TO Blk Stl, Min. Includes totals and game statistics.

FG % 1st Half: 12-33 36.4% 2nd half: 13-31 41.9% Game: 25-64 39.1%
3FG % 1st Half: 1-6 16.7% 2nd half: 6-16 37.5% Game: 7-22 31.8%
FT % 1st Half: 3-4 75.0% 2nd half: 8-8 100.0% Game: 11-12 91.7%

Denver 84 • 10-12 (4-4 SL)

Table with columns: Player, FG-FGA, 3-PT, FT-FTA, Rebounds (Off Def Tot), PF, TP, A TO Blk Stl, Min. Includes totals and game statistics.

FG % 1st Half: 16-29 55.2% 2nd half: 15-26 57.7% Game: 31-55 56.4%
3FG % 1st Half: 8-13 61.5% 2nd half: 3-6 50.0% Game: 11-19 57.9%
FT % 1st Half: 2-4 50.0% 2nd half: 9-12 75.0% Game: 11-16 68.8%

Officials: Gerald Williams, Brian McNutt, Chad Barlow
Technical fouls: South Dakota-None. Denver-None.
Attendance: 432

Score by periods table with columns: 1st, 2nd, Total. Shows scores for South Dakota and Denver.

Points in Paint, Off T/O, 2nd Chance, Fast Break, Bench table for USD and DEN.

GAME 23: FORT WAYNE 91, DENVER 63

02/03/18 • Fort Wayne, Ind. (Memorial Coliseum)

Denver 63 • 10-13, 4-5 SL

Table with columns: Player, FG-FGA, 3-PT, FT-FTA, Rebounds (Off Def Tot), PF, TP, A TO Blk Stl, Min. Includes totals and game statistics.

FG % 1st Half: 13-27 48.1% 2nd half: 11-23 47.8% Game: 24-50 48.0%
3FG % 1st Half: 3-9 33.3% 2nd half: 2-8 25.0% Game: 5-17 29.4%
FT % 1st Half: 0-0 0.0% 2nd half: 10-10 100.0% Game: 10-10 100.0%

Fort Wayne 91 • 16-10, 5-4 SL

Table with columns: Player, FG-FGA, 3-PT, FT-FTA, Rebounds (Off Def Tot), PF, TP, A TO Blk Stl, Min. Includes totals and game statistics.

FG % 1st Half: 16-33 48.5% 2nd half: 18-32 56.3% Game: 34-65 52.3%
3FG % 1st Half: 5-11 45.5% 2nd half: 9-19 47.4% Game: 14-30 46.7%
FT % 1st Half: 5-7 71.4% 2nd half: 4-6 66.7% Game: 9-13 69.2%

Officials: Bret Wegenke, Bobby Daw, Jabir Walker
Technical fouls: Denver-Pemberton,Jake. Fort Wayne-None.
Attendance: 2010

Score by periods table with columns: 1st, 2nd, Total. Shows scores for Fort Wayne and Denver.

Points in Paint, Off T/O, 2nd Chance, Fast Break, Bench table for FORT WAYNE and DEN.

GAME 24: SOUTH DAKOTA STATE 81, DENVER 77

02/08/18 • Denver, Colo. (Magness Arena)

South Dakota State 81 • 21-6 (9-1 SL)

Table with columns: Player, FG-FGA, 3-PT, FT-FTA, Rebounds (Off Def Tot), PF, TP, A TO Blk Stl, Min. Includes totals and game statistics.

FG % 1st Half: 15-32 46.9% 2nd half: 7-26 26.9% Game: 22-58 37.9%
3FG % 1st Half: 7-15 46.7% 2nd half: 4-17 23.5% Game: 11-32 34.4%
FT % 1st Half: 8-9 88.9% 2nd half: 18-27 66.7% Game: 26-36 72.2%

Denver 77 • 10-14 (4-6 SL)

Table with columns: Player, FG-FGA, 3-PT, FT-FTA, Rebounds (Off Def Tot), PF, TP, A TO Blk Stl, Min. Includes totals and game statistics.

FG % 1st Half: 10-31 32.3% 2nd half: 14-32 43.8% Game: 24-63 38.1%
3FG % 1st Half: 5-15 33.3% 2nd half: 4-10 40.0% Game: 9-25 36.0%
FT % 1st Half: 6-9 66.7% 2nd half: 14-19 73.7% Game: 20-28 71.4%

Officials: Rob Kueneman, Lewis Garrison, Toby Martinez
Technical fouls: South Dakota State-None. Denver-None.
Attendance: 1555

Score by periods table with columns: 1st, 2nd, Total. Shows scores for South Dakota State and Denver.

Points in Paint, Off T/O, 2nd Chance, Fast Break, Bench table for SDSU and DEN.

Last FG - SDSU 2nd-03:23, DEN 2nd-00:14.
Largest lead - SDSU by 20 2nd-16:07, DEN by 1 1st-19:22.

Score tied - 0 times.
Lead changed - 2 times.

2017-18 BOX SCORES

GAME 25: DENVER 66, NORTH DAKOTA STATE 63

02/10/18 • Denver, Colo. (Magness Arena)

North Dakota State 63 • 12-14 (4-5 SL)

##	Player	Total			3-Ptr			Rebounds			PF	TP	A	TO	Blk	Stl	Min
		FG-FGA	FG-FGA	FT-FTA	FG-FGA	FG-FGA	FT-FTA	Off	Def	Tot							
21	AJ Jacobson	f	3-7	2-4	0-1	1	3	4	1	8	2	0	0	0	0	29	
30	Spencer Eliason	f	2-4	0-0	1-2	3	1	4	3	5	0	0	0	0	0	21	
02	Paul Miller	g	3-13	0-7	6-9	0	5	5	1	12	4	4	0	2	33		
22	Cameron Hunter	g	0-3	0-1	0-0	0	2	2	2	0	0	3	0	0	22		
24	Tyson Ward	g	8-15	2-5	7-7	4	3	7	2	25	0	2	0	0	34		
11	Jared Samuelson	g	1-5	1-4	0-0	1	2	3	4	3	2	0	0	1	21		
13	Chris Quayle	g	0-0	0-0	0-0	0	0	0	1	0	0	0	0	0	10		
23	Deng Geu	g	1-2	0-0	5-5	0	1	1	0	7	0	2	0	1	11		
34	Rocky Kreuser	g	1-3	1-2	0-0	0	1	1	1	3	0	0	0	1	19		
Team						1	1	2									
Totals			19-52	6-23	19-24	10	19	29	15	63	8	11	0	5	200		

FG % 1st Half: 8-25 32.0% 2nd half: 11-27 40.7% Game: 19-52 36.5%
 3FG % 1st Half: 5-13 38.5% 2nd half: 1-10 10.0% Game: 6-23 26.1%
 FT % 1st Half: 3-3 100.0% 2nd half: 16-21 76.2% Game: 19-24 79.2%

Denver 66 • 11-14 (5-6 SL)

##	Player	Total			3-Ptr			Rebounds			PF	TP	A	TO	Blk	Stl	Min
		FG-FGA	FG-FGA	FT-FTA	FG-FGA	FG-FGA	FT-FTA	Off	Def	Tot							
11	Jake Kraflka	f	1-3	0-2	0-0	0	5	5	5	2	2	1	1	0	28		
44	Daniel Amigo	c	8-12	3-4	0-0	0	4	4	5	19	1	3	1	1	27		
00	Ade Murkey	g	2-9	0-0	1-2	3	5	8	1	5	4	4	1	1	28		
02	Joe Rosga	g	7-12	5-9	7-9	0	4	4	1	26	2	1	0	0	38		
05	Jake Pemberton	g	3-6	1-2	0-0	0	1	1	4	7	4	3	0	2	38		
03	Elvin Rodriguez	g	0-0	0-0	0-0	0	0	0	0	0	0	0	0	0	2		
10	Jake Holtzmann	g	1-1	1-1	2-2	1	2	2	5	0	1	0	1	1	17		
24	Christian Mackey	g	0-1	0-1	0-0	0	2	2	0	0	0	1	0	0	5		
30	Donoven Carlisle	g	1-2	0-0	0-0	1	0	1	0	2	1	1	1	0	10		
32	Abiola Akintola	g	0-0	0-0	0-0	0	0	0	1	0	1	0	0	0	7		
Team						0	4	4									
Totals			23-46	10-19	10-13	5	26	31	19	66	14	16	4	5	200		

FG % 1st Half: 11-22 50.0% 2nd half: 12-24 50.0% Game: 23-46 50.0%
 3FG % 1st Half: 6-11 54.5% 2nd half: 4-8 50.0% Game: 10-19 52.6%
 FT % 1st Half: 3-5 60.0% 2nd half: 7-8 87.5% Game: 10-13 76.9%

Officials: Bryan Anslinger, Tim Stewart, Edwin Young
 Technical fouls: North Dakota State-None. Denver-None.
 Attendance: 1568

Score by periods	1st	2nd	Total
North Dakota State	24	39	63
Denver	31	35	66

Points	In	Off	2nd	Fast	Bench
	Paint	T/O	Chance	Break	
NDSU	22	8	10	4	13
DEN	18	16	2	4	7

Last FG - NDSU 2nd-05:21, DEN 2nd-03:16.
 Largest lead - NDSU by 5 1st-18:52, DEN by 13 2nd-06:53.
 NDSU led for 03:15. DEN led for 34:40. Game was tied for 01:55.

Score tied - 2 times.
 Lead changed - 5 times.

GAME 26: DENVER 94, OMAHA 78

02/14/18 • Denver, Colo. (Magness Arena)

Omaha 78 • 9-18 (4-7 SL)

##	Player	Total			3-Ptr			Rebounds			PF	TP	A	TO	Blk	Stl	Min
		FG-FGA	FG-FGA	FT-FTA	FG-FGA	FG-FGA	FT-FTA	Off	Def	Tot							
40	Matt Pile	f	3-6	0-0	3-4	1	1	2	2	9	0	0	1	0	15		
44	Mitch Hahn	f	1-5	0-4	5-6	1	8	9	4	7	1	1	1	2	30		
05	KJ Robinson	g	2-5	1-2	0-0	0	1	1	1	5	1	3	0	0	16		
13	Daniel Nori	g	9-12	1-2	2-2	0	0	0	1	21	3	1	1	0	34		
21	Zach Jackson	g	4-7	0-1	3-4	1	2	3	5	11	0	1	0	1	24		
00	JT Gibson	g	5-8	3-3	1-1	0	1	1	2	14	3	1	0	1	23		
01	Renard Suggs	g	0-1	0-0	0-0	0	0	0	0	0	0	0	0	0	5		
10	Ayo Akinwale	g	3-6	1-2	0-0	0	1	1	0	7	2	1	0	2	26		
11	Alex Allberry	g	0-0	0-0	0-0	0	0	0	1	0	0	0	0	0	4		
32	Daniel Meyer	g	2-6	0-0	0-0	2	1	3	1	4	0	0	0	0	23		
Team						1	0	1									
Totals			29-56	6-14	14-17	6	15	21	17	78	10	10	3	6	200		

FG % 1st Half: 13-25 52.0% 2nd half: 16-31 51.6% Game: 29-56 51.8%
 3FG % 1st Half: 4-7 57.1% 2nd half: 4-7 57.1% Game: 6-14 42.9%
 FT % 1st Half: 8-10 80.0% 2nd half: 6-7 85.7% Game: 14-17 82.4%

Denver 94 • 12-14 (6-6 SL)

##	Player	Total			3-Ptr			Rebounds			PF	TP	A	TO	Blk	Stl	Min
		FG-FGA	FG-FGA	FT-FTA	FG-FGA	FG-FGA	FT-FTA	Off	Def	Tot							
11	Jake Kraflka	f	3-6	0-1	3-3	2	5	7	4	9	2	2	1	1	24		
44	Daniel Amigo	c	8-14	2-3	3-3	0	3	3	2	21	1	2	1	0	23		
00	Ade Murkey	g	5-9	0-1	1-2	4	2	6	4	11	4	3	0	1	28		
02	Joe Rosga	g	10-12	4-5	4-4	0	2	2	0	28	3	2	0	3	36		
05	Jake Pemberton	g	3-8	2-6	2-2	0	4	4	0	10	5	1	0	1	38		
10	Jake Holtzmann	g	1-3	1-3	0-0	1	1	2	2	3	6	2	0	0	16		
12	Luke Neff	g	0-0	0-0	0-0	0	0	0	0	0	0	0	0	0	2		
24	Christian Mackey	g	2-3	0-0	1-2	0	2	2	1	5	0	0	2	0	11		
30	Donoven Carlisle	g	1-1	1-1	0-0	1	3	4	1	3	0	0	0	0	11		
32	Abiola Akintola	g	2-3	0-0	0-0	1	0	1	0	4	0	0	0	0	11		
Team						1	0	1									
Totals			35-59	10-20	14-16	10	22	32	14	94	21	12	4	6	200		

FG % 1st Half: 20-32 62.5% 2nd half: 15-27 55.6% Game: 35-59 59.3%
 3FG % 1st Half: 8-13 61.5% 2nd half: 2-7 28.6% Game: 10-20 50.0%
 FT % 1st Half: 4-5 80.0% 2nd half: 10-11 90.9% Game: 14-16 87.5%

Officials: Glenn Mayborg, Paul Szelc, Mark Riggs
 Technical fouls: Omaha-None. Denver-None.
 Attendance: 1020

Score by periods	1st	2nd	Total
Omaha	36	42	78
Denver	52	42	94

Points	In	Off	2nd	Fast	Bench
	Paint	T/O	Chance	Break	
OMAHA	42	15	6	2	25
DEN	42	13	10	11	15

Last FG - OMAHA 2nd-00:24, DEN 2nd-00:43.
 Largest lead - OMAHA None, DEN by 21 2nd-17:45.
 OMAHA led for 00:00. DEN led for 38:13. Game was tied for 01:16.

Score tied - 2 times.
 Lead changed - 0 times.

GAME 27: DENVER 66, ORAL ROBERTS 65

02/18/18 • Denver, Colo. (Magness Arena)

Oral Roberts 65 • 10-20 (4-9 SL)

##	Player	Total			3-Ptr			Rebounds			PF	TP	A	TO	Blk	Stl	Min
		FG-FGA	FG-FGA	FT-FTA	FG-FGA	FG-FGA	FT-FTA	Off	Def	Tot							
23	Nzekwesi, Emmanuel	f	5-8	1-1	1-2	3	4	7	2	12	0	3	0	1	21		
25	White, Javan	f	8-12	1-1	2-3	0	4	4	4	19	0	0	0	0	34		
44	Owens, Albert	c	6-7	0-0	5-6	3	2	5	1	17	0	1	2	0	27		
02	Ruder, Austin	g	0-7	0-5	0-0	0	4	4	5	0	4	2	0	2	36		
10	Kearns, Sam	g	1-7	1-6	0-0	0	3	3	3	3	2	3	0	1	28		
03	Harris, Jontray	g	1-5	1-4	4-5	1	3	4	2	7	0	1	0	0	27		
24	Fuqua, R.J.	g	0-4	0-2	0-0	0	4	4	1	0	2	0	0	0	15		
33	Ahmedic, Emir	g	0-0	0-0	2-2	0	0	0	0	2	0	0	0	0	3		
52	Miller, Chris	g	2-5	0-0	1-2	0	1	1	3	5	0	0	0	0	9		
Team						2	1	3									
Totals			23-55	4-19	15-20	9	26	35	21	65	8	10	2	4	200		

FG % 1st Half: 10-27 37.0% 2nd half: 13-28 46.4% Game: 23-55 41.8%
 3FG % 1st Half: 2-10 20.0% 2nd half: 2-9 22.2% Game: 4-19 21.1%
 FT % 1st Half: 8-10 80.0% 2nd half: 7-10 70.0% Game: 15-20 75.0%

Denver 66 • 13-14 (7-6 SL)

##	Player	Total			3-Ptr			Rebounds			PF	TP	A	TO	Blk	Stl	Min
		FG-FGA	FG-FGA	FT-FTA	FG-FGA	FG-FGA	FT-FTA	Off	Def	Tot							
24	Mackey, Christian	c	5-5	0-0	0-0	1	1	2	2	10	1	0	1	0	23		
44	Amigo, Daniel	c	4-9	0-0	2-4	2	1	3	4	10	1	3	2	0	30		
00	Murkey, Ade	g	1-6														



2017-18 BOX SCORES

GAME 29: SOUTH DAKOTA STATE 88, DENVER 64

03/04/18 • Sioux Falls, S.D. (Denny Sanford PREMIER Center)

Oral Roberts 88 • 11-21

#	Player	Total			3-Ptr			Rebounds			PF	TP	A	TO	Blk	Stl	Min
		FG-FGA	FG-FGA	FT-FTA	FG-FGA	FG-FGA	FT-FTA	Off	Def	Tot							
23	Nzekwesi, Emmanuel	f	6-15	0-1	8-10	3	7	10	4	20	2	2	1	0	33		
25	White, Javan	f	3-9	0-0	0-2	2	8	10	3	6	0	0	1	1	35		
44	Owens, Albert	c	1-5	0-0	0-0	0	1	1	0	2	0	0	1	0	17		
02	Ruder, Austin	g	6-15	6-13	2-2	0	3	3	3	20	4	1	0	3	46		
10	Kearns, Sam	g	6-8	3-4	1-1	0	1	1	3	16	4	2	0	1	39		
03	Harris, Jontray	g	1-3	1-2	0-0	0	4	4	2	3	0	1	3	0	25		
24	Fuqua, R.J.	g	2-7	1-4	2-2	0	2	2	1	7	3	5	0	1	35		
52	Miller, Chris	g	7-9	0-0	0-1	2	3	5	5	14	0	1	0	0	20		
Team						5	1	6									
Totals			32-71	11-24	13-18	12	30	42	21	88	13	12	6	6	250		

FG % 1st Half: 10-31 32.3% 2nd half: 17-27 63.0% OT: 5-13 38.5% Game: 32-71 45.1% Deadball Rebounds 2
 3FG % 1st Half: 4-12 33.3% 2nd half: 6-8 75.0% OT: 1-4 25.0% Game: 11-24 45.8%
 FT % 1st Half: 0-3 0.0% 2nd half: 6-8 75.0% OT: 7-7 100.0% Game: 13-18 72.2%

Denver 90 • 15-14

#	Player	Total			3-Ptr			Rebounds			PF	TP	A	TO	Blk	Stl	Min
		FG-FGA	FG-FGA	FT-FTA	FG-FGA	FG-FGA	FT-FTA	Off	Def	Tot							
11	Jake Kraflka	r	1-4	0-1	1-2	0	2	2	4	3	4	1	0	1	35		
44	Daniel Amigo	c	10-19	0-2	2-4	4	7	11	5	22	0	1	2	1	33		
00	Ade Murkey	g	7-15	0-1	6-9	5	3	8	3	20	7	3	0	0	45		
02	Joe Rosga	g	6-14	4-8	2-2	0	5	5	2	18	6	2	0	1	50		
05	Jake Pemberton	g	5-13	2-7	2-2	0	4	4	0	14	2	1	0	2	47		
10	Jake Holtzmann	g	1-2	0-1	1-1	0	0	0	0	3	0	0	0	0	8		
24	Christian Mackey	g	0-2	0-0	0-0	1	0	1	1	0	0	0	0	0	9		
30	Donoven Carlisle	g	4-6	0-0	2-3	1	7	8	4	10	0	1	0	0	23		
Team						3	2	5			1						
Totals			34-75	6-20	16-23	14	30	44	19	90	19	10	2	5	250		

FG % 1st Half: 13-33 39.4% 2nd half: 14-30 46.7% OT: 7-12 58.3% Game: 34-75 45.3% Deadball Rebounds 4
 3FG % 1st Half: 1-9 11.1% 2nd half: 4-9 44.4% OT: 1-2 50.0% Game: 6-20 30.0%
 FT % 1st Half: 7-8 87.5% 2nd half: 4-6 66.7% OT: 5-9 55.6% Game: 16-23 69.6%

Officials: Rob Kueneman, Todd Van Sossan, Lewis Garrison, A-Yorkovich
 Technical fouls: Oral Roberts-None. Denver-None.
 Attendance: 5692
 Summit League Men's Basketball Championship Quarterfinal #4
 #6 DU faces No. 2 seed South Dakota Monday at 8:30 p.m. in semifinals.
 Oral Roberts seeded sixth; Denver seeded third
 ORU bench warning, 2:35 in first half

Score by periods	1st	2nd	OT	OT2	Total
Oral Roberts	24	46	8	10	88
Denver	34	36	8	12	90

	In	Off	2nd	Fast	Bench
Points	Paint	T/O	Chance	Break	
ORU	42	14	13	0	24
DEN	48	15	7	8	13

Last FG - ORU OT2-01:07, DEN OT2-00:40.
 Largest lead - ORU by 8 1st-11:23, DEN by 13 2nd-10:13.
 ORU led for 11:35. DEN led for 31:40. Game was tied for 06:45.
 Score tied - 9 times.
 Lead changed - 14 times.

GAME 30: SOUTH DAKOTA 76, DENVER 58

03/05/18 • Sioux Falls, S.D. (Denny Sanford PREMIER Center)

Denver 58 • 15-15

#	Player	Total			3-Ptr			Rebounds			PF	TP	A	TO	Blk	Stl	Min
		FG-FGA	FG-FGA	FT-FTA	FG-FGA	FG-FGA	FT-FTA	Off	Def	Tot							
11	Jake Kraflka	r	1-5	0-2	2-2	1	2	3	4	4	0	1	0	0	22		
44	Daniel Amigo	c	7-16	1-3	1-2	5	7	12	3	16	1	4	3	1	27		
00	Ade Murkey	g	2-10	0-0	6-7	2	4	6	2	10	1	2	3	0	29		
02	Joe Rosga	g	2-13	1-7	0-0	1	2	3	2	5	1	2	0	0	33		
05	Jake Pemberton	g	2-5	0-2	0-0	0	2	2	1	4	1	2	0	0	29		
03	Elvin Rodriguez	g	1-6	0-2	2-2	1	1	2	1	4	0	1	0	2	10		
10	Jake Holtzmann	g	0-2	0-1	0-0	0	1	1	0	0	2	0	0	0	17		
12	Luke Neff	g	1-2	1-2	0-0	0	0	0	0	3	0	0	0	0	3		
15	Thomas Neff	g	0-1	0-1	0-0	1	1	2	0	0	0	0	0	0	3		
24	Christian Mackey	g	2-3	0-0	0-0	2	1	3	1	4	0	0	1	0	6		
25	Emil Knighton	g	1-1	0-0	0-0	1	0	1	0	2	0	0	0	0	2		
30	Donoven Carlisle	g	1-1	0-0	0-0	0	0	0	0	2	0	0	0	0	6		
32	Abiola Akintola	g	2-2	0-0	0-0	3	1	4	0	4	0	0	0	0	10		
Team						2	0	2									
Totals			22-67	3-20	11-13	19	22	41	14	58	6	12	7	3	200		

FG % 1st Half: 9-30 30.0% 2nd half: 13-37 35.1% Game: 22-67 32.8%
 3FG % 1st Half: 1-10 10.0% 2nd half: 2-10 20.0% Game: 3-20 15.0%
 FT % 1st Half: 6-7 85.7% 2nd half: 5-6 83.3% Game: 11-13 84.6%

South Dakota 76 • 26-7

#	Player	Total			3-Ptr			Rebounds			PF	TP	A	TO	Blk	Stl	Min
		FG-FGA	FG-FGA	FT-FTA	FG-FGA	FG-FGA	FT-FTA	Off	Def	Tot							
12	Trey Burch-Manning	r	2-5	0-0	2-2	0	5	5	3	6	2	1	0	0	21		
25	Tyler Hagedorn	r	4-10	2-3	0-0	0	3	3	3	10	1	0	2	0	20		
03	Triston Simpson	g	5-8	1-3	0-0	1	0	1	2	11	2	2	0	1	27		
13	Matt Mooney	g	8-10	2-3	2-2	0	4	4	1	20	3	2	0	2	30		
22	Tyler Peterson	g	2-6	1-3	2-5	0	4	3	7	2	1	0	1	24			
00	Stanley Umude	g	0-0	0-0	0-0	0	0	0	0	0	0	0	0	0	1		
01	Jack Stensgard	g	0-0	0-0	0-0	0	0	0	0	0	0	0	0	0	2		
02	Carlton Hurst	g	1-2	0-0	0-0	1	1	2	0	2	0	1	1	0	13		
05	Joshua Doss	g	0-0	0-0	0-0	0	0	0	0	0	0	1	0	0	3		
11	Josh Williams	g	0-1	0-1	0-0	0	0	0	0	0	0	0	0	0	2		
20	Brandon Armstrong	g	3-5	1-3	0-0	0	1	1	0	7	2	0	0	0	20		
33	Logan Power	g	1-1	1-1	0-0	0	0	0	0	3	0	0	0	0	3		
34	Nick Fuller	g	2-5	0-1	4-6	2	3	5	3	8	0	1	1	1	18		
45	Austin Sparks	g	1-2	0-0	0-0	0	3	3	3	2	0	1	1	2	16		
Team						2	4	6									
Totals			29-55	8-18	10-15	6	28	34	18	76	12	10	5	7	200		

FG % 1st Half: 18-30 60.0% 2nd half: 11-25 44.0% Game: 29-55 52.7%
 3FG % 1st Half: 6-11 54.5% 2nd half: 2-7 28.6% Game: 8-18 44.4%
 FT % 1st Half: 5-6 83.3% 2nd half: 5-9 55.6% Game: 10-15 66.7%

Officials: Terry Oglesby, Lewis Garrison, Brooks Wells, A-T-Stewart
 Technical fouls: Denver-None. South Dakota-None.
 Attendance: 8835
 Summit League Men's Basketball Championship semifinal No. 2. USD advances to Tuesday's 8 p.m. championship against No. 1 seed South Dakota State.
 South Dakota is No. 2 seed; Denver is No. 3 seed.

THE SUMMIT LEAGUE

OPPONENTS

PURDUE
— FORT WAYNE —



DENVER



SOUTH DAKOTA STATE UNIVERSITY





THE SUMMIT LEAGUE SUMMIT LEAGUE MEMBERSHIP

	DENVER Nickname: Pioneers Location: Denver, Colo. Enrollment: 11,809 Founded: 1864 Joined League: 2013
	NORTH DAKOTA Nickname: Fighting Hawks Location: Grand Forks, N.D. Enrollment: 14,648 Founded: 1883 Joined League: 2018
	NORTH DAKOTA STATE Nickname: Bison Location: Fargo, N.D. Enrollment: 14,432 Founded: 1890 Joined League: 2007
	OMAHA Nickname: Mavericks Location: Omaha, Neb. Enrollment: 15,627 Founded: 1908 Joined League: 2011
	ORAL ROBERTS Nickname: Golden Eagles Location: Tulsa, Okla. Enrollment: 3,852 Founded: 1963 Joined League: 1997 2014
	PURDUE FORT WAYNE Nickname: Mastodons Location: Fort Wayne, Ind. Enrollment: 13,459 Founded: 1964 Joined League: 2007
	SOUTH DAKOTA Nickname: Coyotes Location: Vermillion, S.D. Enrollment: 10,061 Founded: 1862 Joined League: 2011
	SOUTH DAKOTA STATE Nickname: Jackrabbits Location: Brookings, S.D. Enrollment: 12,613 Founded: 1881 Joined League: 2007
	WESTERN ILLINOIS Nickname: Fighting Leathernecks Location: Macomb, Ill. Enrollment: 10,373 Founded: 1899 Joined League: 1982 (charter member)

ASSOCIATE MEMBERS:

- > Drake (men's tennis)
- > Eastern Illinois (men's soccer, swimming & diving)
- > Illinois State (men's tennis)
- > Valparaiso (men's swimming & diving, men's tennis)

Through 36 years of Division I athletics, The Summit League offers championship sports and has a combined enrollment of nearly 100,000 at nine institutions, including three located in top 60 U.S. metro populations and two land-grant universities. Member institutions include: the University of Denver, University of North Dakota, North Dakota State University, University of Nebraska Omaha, Oral Roberts University, Purdue Fort Wayne University, University of South Dakota, South Dakota State University and Western Illinois University. The Summit League was previously known as the Mid-Continent Conference before undergoing a rebrand in 2007. The Summit League has produced 11 NCAA National Champions with over 125 All-Americans and 100 Academic All-Americans including numerous student-athletes competing at the highest professional level.

Each year, approximately 3,000 student-athletes continue to raise the bar and help The Summit League reach exceptional success and development. Within the past seven years alone, The Summit League has produced a national postseason team tournament championship, an NCAA semifinal appearance and eight NCAA Champions. That level of success also carries into the classroom. The Summit League ranked first for NCAA Graduation Success Rate in women's basketball from 2014-16. A total of 22 Summit League teams achieved perfect NCAA Academic Progress Rate scores in the most recently released figures.

The Summit League also produces the highest quality in competition. In 2016-17, former Summit League student-athletes competed in the Rio Summer Olympics, the NBA, MLB, the PGA, the LPGA and Major League Soccer (MLS).

Within the past decade, The Summit League has ...

- > Won a national team tournament championship, reached an NCAA semifinal and achieved a final national ranking in eight different sports.
- > Claimed NCAA Regional Championships in two sports and advanced in five additional NCAA team championship tournaments.
- > Had 140 teams receive NCAA Public Recognition Awards (among top 10 percent of Academic Progress Rate (APR) in their sport) since 2010.
- > Totaled 112 teams with maximum/perfect APR scores in the past five years.
- > Crowned 10 of the league's 12 NCAA Champions since 2007 and won seven NCAA national championships and 11 NCAA statistical titles in the past seven years.

THE SUMMIT LEAGUE

101 W. 69th St.
Suite 201
Sioux Falls, SD 57108
Phone: (605) 271-8481



Tom Douple
Commissioner

Commissioner Tom Douple
Deputy Commissioner Myndee Kay Larsen
Associate Commissioner/Governance & Compliance Sherika A. Montgomery
Assistant Commissioner/Championships & Sports Admin Stephanie Sabaduquia
Assistant Commissioner/Marketing and Championships Bryan Miller
Assistant Commissioner/Communications Ryan Powell
Associate Director of Communications Kelly Shipp
Assistant Director of Communications Aubrie Laufenberg
Office Manager Pam Schut

Social Media Directory

@thesummitleague // @summithoops // @summitchamps

@thesummitleague

/thesummitleague

thesummitleague

THE SUMMIT LEAGUE

HISTORY

Since its inception in 1982, The Summit League recorded several transcendent moments that resonate on the national stage. While known as the Mid-Continent Conference, the league's first two decades produced a pair of appearances in the NCAA Men's Basketball Tournament's "Sweet 16" and the Women's College World Series as well as three individual NCAA Track and Field Champions.


Last season, Denver became the first Summit League team to reach an NCAA Final Four when its men's soccer team advanced to the College Cup semifinal round. The season prior, South Dakota won The Summit League's first national postseason team tournament title by claiming the WNIT crown in women's basketball. Oral Roberts gave The Summit League its initial baseball regional crown and Super Regional appearance in 2006 and three years later, North Dakota State became the league's first softball team to achieve the same feat. The 2008-09 season also saw South Dakota State's women's basketball team carry a national ranking throughout a majority of the year and cap its season with an NCAA Tournament first round victory. In 2014, North Dakota State gained the national spotlight with a victory in the NCAA Men's Basketball Tournament Round of 64. In 2014-15, North Dakota State finished in the national Top 25 softball rankings, one of six league teams to achieve a national ranking in their respective sport that year.

Throughout its history, The Summit League has produced 11 NCAA Championships, three Olympic medalists and numerous All-Americans in the sports of track and field, swimming and diving and cross country. Several professional athletes and draft choices have come directly from The Summit League, including three Major League Baseball first round picks, a pair of NBA first round choices, and two WNBA selections. In addition, Summit Leaguers compete in the MLS, and on the PGA and LPGA Tours. Former Summit Leaguer Kevin Duckworth (NBA) was a two-time all-star during his professional career.

The Summit League announced the formation of its Hall of Fame during its 35th anniversary season in 2016-17. The inaugural class celebrated eight decorated individuals who combined for 17 league Player or Coach of the Year awards, eight All-America honors, an Olympic Gold medal, and a World Series title.

DID YOU KNOW...

> In 2016, **Denver men's soccer** became the first league team to reach an NCAA Final Four in any sport and achieved the highest national ranking (No. 3) of any men's sport in league history.



> South Dakota's **Chris Nilsen** became the first freshman in league history to win a national championship when he claimed the 2017 NCAA Indoor Track & Field Pole Vault title.

> The Summit League produced 19 All-Americans in 2016-17, including eight first team honorees, and nine Academic All-America selections, led by a quartet of first teamers.

> Oral Roberts' **Matt Whatley** won The Summit League's first national individual honor when he was named as the Johnny Bench Award recipient, honoring college baseball's top catcher.

> A total of 15 Summit League teams attained maximum/perfect NCAA Academic Progress Rate scores in the most recently released figures in 2017.

> Seven Summit League student-athletes, representing five sports, garnered national Player of the Week recognition in 2016-17.



Number of students enrolled at Summit League institutions

Summit League alumni population



Total population in Summit League metro areas

SUMMIT LEAGUE METRO AREAS

The Summit League has schools in three of the 60 largest U.S. metro areas, based on population totals from the 2010 census.

METRO POPULATIONS




Rk.	Market	Population	School
21	Denver, Colo.	2.54 million	Denver
55	Tulsa, Okla.	0.94 million	Oral Roberts
59	Omaha, Neb.	0.87 million	Omaha
121	Fort Wayne, Ind.	0.42 million	Fort Wayne
193	Sioux Falls, S.D.	0.23 million	USD/SDSU
204	Fargo, N.D.	0.21 million	NDSU

ADDITIONAL REGIONAL METRO POPULATIONS

134	Quad Cities, Ill./Iowa	0.38 million	WIU
135	Peoria, Ill.	0.38 million	WIU



Pioneer History



HISTORICAL HIGHLIGHTS

THE EARLY YEARS

Basketball started at the University of Denver on Jan. 16, 1904, when the Pioneers handed the Denver Athletic Club a 48-16 defeat. The first few years of the sport at Denver featured a handful of games each season against mostly amateur competition.

In 1913, Denver became a member of the Rocky Mountain Faculty Athletic Conference. The league featured two divisions, with the Pioneers competing against Colorado State, Wyoming, Northern Colorado, Colorado College and Western State in the Eastern Division (dubbed the Colorado-Wyoming Collegiate League by newspapers at the time). Montana State, Utah State, Utah and Brigham Young made up the league's Western Division.

Denver captured Eastern Division titles in 1915 and 1916. Beginning with the 1925 season, the two divisional winners met to determine a conference champion in a contest that continued until 1937. The Pioneers won the Eastern Division crown in 1937 behind All-American Jim Babcock, but lost two of three to Montana State for the conference title.

THE SKYLINE YEARS

The Pioneers, along with Wyoming, Colorado State, Utah, Utah State and Brigham Young, pulled out of the Rocky Mountain Conference and added Colorado to form the Mountain States Conference in 1937. The league, which later became known as the Skyline Conference, lost Colorado in 1947 and admitted New Mexico and Montana in 1950.

The golden era of Denver basketball came right after World War II. Between 1947-50, the Pioneers won 18 games three times and posted two second-place finishes in the Skyline Conference.

Under the direction of Ellison Ketchum in 1947-48, Denver posted an 18-11 mark. The following year, Hoyt Brawner assumed control of the Pioneers' coaching reins from Ketchum midway through the season and led Denver to a 18-15 record. That same season, Vince Boryla became the first and only Pioneer to earn consensus All-America honors.

In his first full season at the helm of the program in 1949-50, Brawner's Pioneers shook off a 3-7 start by winning 15 of their last 21 games to finish with an 18-13 record. The season's highlight was a 45-33 win over Wyoming before 7,236 fans at the Denver Arena - the largest crowd to witness a basketball game in school history.

The 1956-57 team posted a marginal 11-12 record but was significant thanks to the individual play of Dick Brott. Brott, Denver's all-time leading rebounder, recorded one of the most amazing single-season efforts in Pioneer history by averaging 19.2 points and 18.5 boards.

Brawner's 1958-59 squad recovered from a slow start to make the school's first appearance in the National Invitation Tournament. The Pioneers rallied from a 3-5 start by winning 11 of their last 16 to finish with a 14-10 record. Denver's stay at the NIT was short-lived however, as New York University handed the Pioneers a 90-81 defeat in the tourney's first round.

In 1961, New Mexico, Wyoming, Brigham Young and Utah withdrew from the Skyline Conference. One year later, the league officially dissolved. That same season, Brawner stepped down as coach after 12 seasons and 163 victories.

THE INDEPENDENT YEARS

Following the disbanding of the Skyline Conference, the Pioneers competed as a Division I independent, starting with the 1962-63 season. Denver did not make any postseason appearances between 1962 and 1979 but several individual stars made the period memorable.

Harry Hollines, unquestionably the greatest scorer in Denver history, began his Pioneer career by averaging 25.4 points as a sophomore in 1965-66. The following season, Hollines averaged 24.8 points per game and received All-America honors from the Helms Athletic Foundation. Hollines

capped his Denver career by averaging 25.0 points per contest and earned Helms Foundation All-America recognition for the second consecutive year.

The 1970-71 Pioneer squad recorded a 17-9 mark and won 13 consecutive games at one point during the season. The team's top player was Dave Bustion, who averaged 19.5 points and 12.1 rebounds per contest. For his efforts, Bustion was named to the Helms Athletic Foundation and TV Guide All-America teams. Teammate Bill Jones was also a TV Guide All-American.

The Pioneers struggled the following season with an 11-15 record, but Bustion improved his numbers from the previous season. He averaged 20.3 points and 12.8 rebounds per game in his final season at Denver.

Denver again posted a 17-9 mark in 1972-73 behind the one-two punch of Joe Wallace and John Johnson. Wallace averaged 23.1 points and 9.4 rebounds, while Johnson averaged 21.1 points and 12.5 rebounds per contest. Without Wallace, the Pioneers dropped to 11-15 in 1973-74, but Johnson averaged 23.4 points and 10.8 rebounds.

The Pioneers ended their first NCAA Division I run in 1978-79 with a 15-12 mark under the direction of coach Ben Jobe. Matt Teahan ended the era in style by torching Nebraska Wesleyan for a school-record 61 points on 27-of-47 shooting from the field in a 113-96 victory at Denver Fieldhouse. Teahan also broke the school's single-season scoring record by piling up a whopping 659 points.



The 1915 team went a perfect 8-0.

NAIA/NCAA DIVISION II YEARS

It didn't take long for the Pioneers to become a force at the NAIA level. Denver averaged 22.4 wins in its first five years in the NAIA and qualified for the NAIA National Tournament in 1984, losing a first-round contest to Waynesburg (Pa.).

One of the major reasons for the Pioneers' success in the early 1980s was head coach Floyd Theard. Theard led Denver to a 107-38 record in five years at the school - his .738 career winning percentage is the best in school history - and recorded four 20-win seasons including a 28-4 mark in 1983-84, the best record in the modern era of Denver basketball.

Theard also presided over the start of one of the most amazing streaks in college basketball history. On Feb. 12, 1980, the Pioneers began an impressive 79-game home winning streak that stretched over five seasons. The streak, which ended on Jan. 8, 1985, is one of the

10 best in college basketball.

Theard coached Denver to 72 of the 79 wins during that streak. His bright coaching career was tragically cut short when he died of a massive heart attack following the 1984-85 season at the age of 40.

Assistant coach Dick Peth was chosen to fill the void left by Theard and he continued the Pioneers' winning ways. In 12 seasons at Denver, Peth's teams never recorded a losing record, won 18 or more games seven times, and made three trips to the NCAA Division II Tournament. Peth ended his Denver career with a school-record 221 wins and a .642 winning percentage.

Peth's best season came in 1991-92 when the Pioneers won 26 games against only six defeats and fell one game short of the NCAA Division II quarterfinals. That team featured four players who averaged double-digits in scoring - Alex Sund, Kelly Lively, Tony Simms and Mark Ziegler. Lively, a transfer from Nebraska, also set a school single-season record with 93 blocked shots.

BACK TO DIVISION I

The Pioneers officially returned to the NCAA Division I ranks in the 1998-99 season and turned in a 10-17 record under coach Marty Fletcher. That mark is tied for 10th-best among the 23 programs that made their NCAA Division I debuts in the 1990s. Among the 1998-99 season highlights were victories over Front Range rivals Wyoming - a team that qualified for the National Invitation Tournament - and Air Force. The Pioneers also posted a win over Sun Belt foe Arkansas-Little Rock in the last men's basketball game



HISTORICAL HIGHLIGHTS

HOME COOKIN' DENVER'S 79-GAME HOME WINNING STREAK

Date	Opponent	Result	Date	Opponent	Result
2/12/80	Northern Colorado	W, 84-68	12/10/82	Buena Vista	W, 94-63
2/14/80	Southern Colorado	W, 66-59	12/18/82	Northern Montana	W, 84-70
2/16/80	Chadron State	W, 71-57	1/7/83	Rockmont	W, 71-60
2/25/80	Western State	W, 71-62	1/8/83	Midland Lutheran	W, 72-65
2/28/80	College of Santa Fe	W, 102-76	1/10/83	Chadron State	W, 56-42
3/1/80	Adams State	W, 74-61	1/19/83	Regis	W, 70-62 (ot)
11/28/80	Northern Colorado	W, 63-53	1/24/83	Western State	W, 62-56
11/29/80	College of Santa Fe	W, 68-52	1/29/83	College of Santa Fe	W, 77-73
12/1/80	Northern Montana	W, 91-73	1/31/83	Wisconsin-Milwaukee	W, 62-57
12/3/80	Doane	W, 88-75	2/2/83	Southern Colorado	W, 76-71
12/6/80	Concordia (Neb.)	W, 103-59	2/5/83	St. John's (Kan.)	W, 73-52
12/10/80	South Dakota-Springfield	W, 73-43	3/5/83	Fort Lewis	W, 63-62
12/13/80	Cornell (Iowa)	W, 97-70	11/28/83	Doane	W, 79-68
12/15/80	Western Montana	W, 78-62	12/2/83	South Dakota Tech	W, 68-58
1/2/81	Black Hills State	W, 87-57	12/3/83	Northern Colorado	W, 62-53
1/6/81	South Dakota Tech	W, 86-76	12/5/83	Adams State	W, 77-56
1/10/81	Nebraska Wesleyan	W, 81-56	12/15/83	Point Loma	W, 65-63
1/12/81	Southern Colorado	W, 90-73	12/16/83	Augustana (Ill.)	W, 61-54
1/16/81	Fort Lewis	W, 89-66	12/19/83	Dana	W, 78-64
1/24/81	Regis	W, 69-51	12/20/83	Northwest Nazarene	W, 62-50
1/30/81	Chadron State	W, 67-46	12/27/83	Coe	W, 77-61
2/7/81	Rockmont	W, 97-56	12/30/83	Cornell (Iowa)	W, 66-56
2/28/81	Regis	W, 92-70	1/4/84	Bethel (Minn.)	W, 81-66
12/18/81	Westmar	W, 87-65	1/10/84	Montana State-Billings	W, 56-51
12/22/81	College of Great Falls	W, 62-42	1/24/84	Rockmont	W, 78-55
1/2/82	Westmont	W, 57-56	2/4/84	Eastern New Mexico	W, 74-61
1/5/82	Northern Colorado	W, 70-64	2/11/84	Panhandle State	W, 73-67
1/6/82	Trinity	W, 87-75	2/18/84	National Christian	W, 75-34
1/8/82	Western State	W, 79-63	2/20/84	College of Santa Fe	W, 51-49
1/13/82	Chadron State	W, 67-40	2/25/84	St. John's (Kan.)	W, 81-68
1/16/82	St. John's (Kan.)	W, 74-49	3/2/84	Southern Utah	W, 67-45
1/23/82	Northwest Nazarene	W, 71-65 (ot)	3/5/84	College of Santa Fe	W, 97-73
1/28/82	Adams State	W, 68-62	3/7/84	Mesa State	W, 70-54
2/6/82	Colorado College	W, 90-49	11/24/84	Whittier (Calif.)	W, 72-52
2/10/82	Rockmont	W, 73-32	11/26/84	Kansas Wesleyan	W, 70-54
2/13/82	Southern Colorado	W, 50-40	12/1/84	Baker	W, 67-39
2/19/82	College of Santa Fe	W, 58-54	12/28/84	Fresno Pacific	W, 53-52
2/20/82	Rockmont	W, 87-39	1/4/85	Western State	W, 75-55
2/27/82	Colorado School of Mines	W, 75-62	1/5/85	Metro State	W, 59-57
11/23/82	Northern Colorado	W, 67-45			

Junior Brett Starkey was named second team all-conference and senior B.J. Pratt made the all-tournament team. Starkey was also named a Verizon Academic All-American.

In Denver's fifth season as a member of the Sun Belt Conference, the men's basketball team completed its 100th season 14-13 overall and 6-9 in the Sun Belt Conference West Division, its second-consecutive winning season. The Pioneers' non-conference season was highlighted by sweeping Colorado State and Wyoming for the first time since the 1956-57 season and just the third time in school history. Denver defeated Wyoming in front of a record-breaking crowd of 6,319 at Magness Arena. The Pioneers also claimed season sweeps of Montana State and Southern Utah. The conference slate was highlighted by a 68-54 road win over New Mexico State, Denver's first win over the Aggies in Las Cruces since 1965. Denver also recorded victories against Florida International, Arkansas State, South Alabama, New Orleans and North Texas.

The Pioneers returned to Division I postseason play in 2004-05, earning the school's first berth in the National Invitation Tournament in 46 years. The Pioneers' 20 wins are the most in their Division I history. Twelve of Denver's victories came during Sun Belt Conference play as the Pioneers won their first-ever SBC regular-season championship with a 12-3 league record. Denver also advanced to their first-ever SBC Tournament Championship Game. Head coach Terry Carroll was named the SBC Coach of the Year and junior center Yemi Nicholson earned SBC Player of the Year accolades.

DU began a new chapter in March 2007, when DU hired Joe Scott to lead the men's basketball team, which had gone a disappointing 4-25 the season prior to his arrival. Scott, a former player and coach at Princeton, was widely regarded as the mastermind that transformed the Air Force Academy's basketball team from a struggling program into a perennial contender in the ultra-competitive Mountain West Conference.

Just three years into Scott's tenure, the Pioneers improved by 15 wins to 19-13 in 2009-10 and advanced to the semifinals of the 2010 Sun Belt Conference Tournament. DU also finished the season on a 15-game home winning streak at Magness Arena.

Back-to-back 22-win seasons in 2011-12 and 2012-13 culminated in a No. 3 seed in the 2013 National Invitation Tournament, in which the Pioneers earned their first-ever national postseason victory with a win over Ohio at Magness Arena in the first round. Junior Chris Udofia earned All-Conference First Team honors in both the Sun Belt (sophomore) and WAC (junior), as well as a spot on the Conference All-Defensive Teams.

The Pioneers joined the Summit League for the 2013-14 season and finished the season with a 16-15 mark, going 8-6 in conference play. Senior Chris Udofia and Junior Brett Olson were named to the All-Summit League First Team. Udofia also claimed the Summit League Defensive Player of the Year Award. Olson set the single-season free throw shooting percentage at 90.2.

The Crimson and Gold finished the 2014-15 season with 12 wins. DU finished in the top 30 in the NCAA in several statistical categories; ninth in FT percentage (76.6), 18th in FG percentage (48.0), 20th in fewest turnovers (338), 23rd in assist to turnover ratio (1.35) and 28th in assists per game (15.2). Senior Brett Olson was named to the All-Summit League Second Team.

Denver ended the 2015-16 with a 16-15 record. The Pioneers finished ranked seventh in the NCAA in free throw percentage (77.0), 29th in 3-point field goal percentage (38.3), 32nd in field goal percentage (47.6) and 32nd in scoring defense (65.3). Freshman Joe Rosga was named to the Summit League All-Newcomer Team and Honorable Mention All-Summit League.

at the Denver Fieldhouse.

In 1999, the Pioneers joined the Sun Belt Conference and finished the league schedule with a 3-13 mark. Denver was 6-22 overall. The Pioneers began the season with a thrilling, 82-79 win over Yale in the first regular season game ever played in Magness Arena. Sophomore Wahhab Carter drained a 3-pointer with just 2.1 seconds left to lift the Pioneers to their first victory of the season. Carter continued his stellar play the rest of the season, as he led the Pioneers in scoring and rebounding and was named to the All-Sun Belt Conference Team. In addition, Carter and freshman B.J. Pratt were both named Wilson Sun Belt Players of the Week. Carter was honored the week of Jan. 31, when he recorded a career-high 26 points vs. Arkansas-Little Rock and turned around six days later and topped that mark with 30 at Florida International. Pratt garnered the award Jan. 3, after he tied the season-high scoring outburst in the SBC after he poured in a career-high 37 points and pulled down 10 rebounds against Louisiana Tech.

The 2000-01 campaign saw an improvement in the team's overall and conference records, and as a sophomore Pratt became the program's first individual honoree since returning to Division I when he earned All-District accolades from the U.S. Basketball Writers of America.


The Pioneers completed their third season in the Sun Belt Conference in 2001-02, finishing 3-12 in the league and 8-20 overall. Denver celebrated numerous accomplishments during the season, including the fifth-best free-throw shooting percentage improvement in the nation, increasing their percentage to 69.7 from 59.8 the year before.

In 2002-03, Denver enjoyed its finest season since turning NCAA Division I, winning its first two Sun Belt Conference tournament games before bowing out in the semifinals and finishing with a 17-15 overall record.

PIONEER MEN'S BASKETBALL TIMELINE

1900s

- 1904 Jan. 16, 1904 - DU defeats the Denver Athletic Club in the school's first men's basketball game.
- 1907 John Koehler becomes first men's basketball coach.



1904 Men's Basketball Team

1910s


- 1910 Charles Wingender named men's basketball coach.
- 1911 Clem Crowley takes over as men's basketball coach.
- 1913 DU basketball joins Colorado-Wyoming Collegiate League.
- 1913 Hiram Wilson becomes men's basketball coach.
- 1915 Charles Wingender returns for a second stint as men's basketball coach.
- 1915 Pioneers win first Colorado-Wyoming Collegiate League title in basketball.
- 1917 John Fike named men's basketball coach.
- 1919 Charles Wingender comes back to coach basketball team for a third time.

1920s



1915 Men's Basketball Team

- George Koonsman becomes men's basketball coach.
- 1921 George Thompson named men's basketball coach.
- 1922 Ralph Woods embarks on two-year stint as men's basketball coach.
- 1924 Aubrey DeVine takes over as men's basketball coach.
- 1926 Jimmy Middlebrook becomes men's basketball coach.
- 1927 Burt Potter named men's basketball coach.



Jack Hauser

1930s

- 1930 Stuart Clark becomes men's basketball coach.
- 1932 Clyde "Cac" Hubbard assumes control of men's basketball program.
- 1937 Jim Babcock honored as DU's first men's basketball AAU All-American.



Hoyt Brawner

1940s


- 1940 Ellison Ketchum takes over as men's basketball coach.
- 1943 Art Quinlan becomes men's basketball coach.
- 1944 Cliff Rock named men's basketball coach.
- 1945 Ken Loeffler takes over as men's basketball coach.
- 1946 Ellison Ketchum takes reins of men's basketball program.
- 1949 Hoyt Brawner begins 13-year stint as men's basketball coach.
- 1949 Vince Boryla named first-team basketball All-American.

1950s

- 1950 February 17 - Men's basketball team defeats Wyoming 45-33 in front of 7,236 fans in DU Arena, the largest basketball crowd in school history.
- 1959 Men's basketball team accepts a bid to the National Invitational Tournament; Pioneers suffer 90-81 first-round loss to New York University.

1960s

- 1962 Troy Bledsoe replaces Hoyt Brawner as men's basketball coach.
- 1967 Basketball star Harry Hollines named to All-American team.




DU Arena, largest home crowd

- 1968 Stan Albeck takes over as men's basketball coach.
- 1968 Harry Hollines named to All-American basketball team for the second straight year.

PIONEER MEN'S BASKETBALL TIMELINE

1970s


- 1970 Jim Karabetsos becomes men's basketball coach.
- 1971 Dave Bustion named men's basketball All-American.
- 1972 Al Harden takes over as men's basketball coach.
- 1978 Ben Jobe takes over as men's basketball coach.
- 1979 Men's basketball program shifts to NCAA Division II/NAIA status.
- 1979 Basketball player Matt Teahan sets a school record with 61 points vs. Nebraska Wesleyan.



Dave Bustion

1980s

- 1980 Floyd Theard named men's basketball coach.
- 1980 February 12 - DU men's basketball team records first of 79 straight home victories.
- 1984 Men's basketball team posts 28-4 record, advances to NAIA National Tournament.
- 1985 January 8 - DU men's basketball team loses to Northern Colorado, snapping 79-game home win streak.
- 1985 Dick Peth takes over as men's basketball coach replacing Floyd Theard, who died from a heart attack in the off-season.



Floyd Theard

1990s

- 1992 Men's basketball team advances to NCAA Division II Tournament.
- 1994 On Feb. 24, men's basketball team defeats Metro State 83-78; Dick Peth becomes winningest basketball coach in DU history with 164th career victory.



Dick Peth


- 1994 Denver men's basketball team qualifies for NCAA Division II Tournament.
- 1996 Men's basketball team makes its third NCAA Division II Tournament appearance in five years.
- 1998 DU announces it will join the Sun Belt Conference starting with the 1999-2000 academic year.
- 1999 All DU teams compete at the NCAA Division I level.

2000s

- 2004 Senior men's basketball player Brett Starkey is awarded NCAA postgraduate scholarships for student-athletes.
- 2004 University of Denver senior

center Brett Starkey was named to the College Sports Information Directors of America 2003-04 Academic All-America Team for the second-consecutive year.

- 2005 The University of Denver men's basketball team (20-11, 12-3) capped off the best Division I season in school history with its first berth in the National Invitation Tournament in 46 years.
- 2005 University of Denver junior center Yemi Nicholson and head men's basketball coach Terry Carroll were named the 2005 Sun Belt Conference Player and Coach of the Year.
- 2007 Joe Scott named men's basketball head coach.
- 2009 Nate Rohnert voted First Team All-Sun Belt Conference.



Yemi Nicholson

2010s

- 2010 For the second-straight season, Nate Rohnert named First Team All-Sun Belt Conference. The Pioneers advance to the Sun Belt Conference Tournament Semifinals for the first time since 2005.
- 2012 The Pioneers win a team-record 22 Division I games. Chris Udofia is named Sun Belt Conference Defensive Player of the Year and All-SBC First Team, and Brian Stafford is voted All-SBC Second Team. Stafford also was named CoSIDA Academic All-America Third Team.
- 2013 Denver joined the Western Athletic Conference (WAC) for a single season and for the second-straight year, the Pioneers won 22 Division I games. DU captured a share of the WAC regular season title. Chris Udofia was voted to the All-WAC First Team and All-WAC Defensive Team, while Chase Hallam made the All-WAC Second Team, and Brett Olson and Royce O'Neale were both named All-WAC Third Team.
- 2014 DU joined the Summit League and went 16-15 overall in the 2013-14 season. Chris Udofia and Brett Olson were both named to the All-Summit League First Team. Udofia was also named Summit League Defensive Player of the Year.
- 2016 Rodney Billups named men's basketball head coach.
- 2017 Denver averages 75.8 points per game under Billups in his first season as head coach, the most since going Division I back in 1998. Pioneers also post a 7-1 record in the month of December, its best month since joining the Summit League.
- 2018 DU finishes third in the Summit League, its highest since joining the league back in 2013. Denver finishes the year 15-15 and Joe Rosga named to All-Summit League First Team.

PIONEER HONORS

CONSENSUS ALL-AMERICA

1949.....Vince Boryla
(Based on first-team and second-team of leading selectors - writers, coaches and wire services - as compiled by the NCAA Statistics Service.)

ASSOCIATED PRESS ALL-AMERICA

HONORABLE MENTION

2005.....Yemi Nicholson

CONVERSE YEARBOOK ALL-AMERICA

1937.....Jim Babcock

HELMS FOUNDATION ALL-AMERICA

1967.....Harry Hollines
1968.....Harry Hollines
1971.....Dave Bustion

TV GUIDE ALL-AMERICA

1971.....Dave Bustion & Bill Jones

SPORTS ILLUSTRATED ALL-AMERICA

HONORABLE MENTION

2005.....Yemi Nicholson

COLLEGEINSIDER.COM MID MAJOR

ALL-AMERICA

2006.....Yemi Nicholson

UNITED STATES OLYMPIC TEAM

1948.....Vince Boryla

USBWA ALL-DISTRICT

1967.....Harry Hollines
1968.....Harry Hollines
2001.....B.J. Pratt
2005.....Yemi Nicholson

NABC ALL-DISTRICT

FIRST TEAM

2006.....Yemi Nicholson
2010.....Nate Rohnert
2013.....Chris Udofia

SECOND TEAM

2005.....Yemi Nicholson
2009.....Nate Rohnert
2011.....Chase Hallam
2012.....Brian Stafford
2012.....Chris Udofia

BASKETBALL TIMES ALL-ROCKIES

2005.....Yemi Nicholson

CoSIDA ACADEMIC ALL-AMERICA

FIRST TEAM

1987.....Joe Fisher
2003.....Brett Starkey

SECOND TEAM

2004.....Brett Starkey
2005.....Erik Benzel

THIRD TEAM

1993.....Patrick Boyle
2012.....Brian Stafford

ACADEMIC ALL-DISTRICT

2000.....Ty Church
2002.....Brett Starkey
2003.....Brett Starkey
2004.....Brett Starkey
2005.....Erik Benzel
2011.....Chase Hallam
2012.....Chase Hallam
2012.....Brian Stafford
2013.....Chase Hallam

NCAA POST-GRADUATE SCHOLARSHIP

2000.....Ty Church
2004.....Brett Starkey
2012.....Brian Stafford

DIVISION I-AAA ATHLETICS DIRECTORS

ASSOCIATION SCHOLAR TEAM

2011.....Brian Stafford
2012.....Chase Hallam
2013.....Chase Hallam

DIVISION I-AAA ADA POSTGRADUATE

SCHOLARSHIP

2013.....Chase Hallam

NABC HONORS COURT

2010.....Andrew Hooper, Kyle Lewis, Rob Lewis
2011.....Andrew Hooper, Kyle Lewis, Rob Lewis
Justin Coughlin, Travis Hallam, Brian Stafford
Tyler Thalken, Trevor Noonan
2012.....Justin Coughlin, Chase Hallam
Travis Hallam, Brian Stafford, Tyler Thalken
2013.....Chase Hallam

ROBERT L. GOULD SCHOLASTIC AWARD

2006.....Erik Benzel

ALL-ROCKY MOUNTAIN CONFERENCE

FIRST TEAM

1925.....Pierson Howell
1927.....Edward James
1928.....Edward James
1931.....Dick Hotten
1936.....Jim Babcock
1937.....Jim Babcock

SECOND TEAM

1926.....Boyce Weekly
1927.....Boyce Weekly
1937.....Ron Young

THIRD TEAM

1930.....Roy Byers

HONORABLE MENTION

1925.....Orlo Bird, Don Bowman
.....& Floyd Karsten
1926.....Orlo Bird, George DeRose
.....& Pierson Howell
1930.....Dick Hotten
1932.....Jim Heckman, Chuck Hively
.....& Dick Hotten
1933.....Spiro Angius, Mandel Berenbaum,
.....Guy Hockett & Chuck Stone
1934.....Mandel Berenbaum & Al Pirnat
1935.....Mandel Berenbaum, Al Pirnat,
.....Chuck Stone & Ron Young
1936.....Ray Johnson & Ron Young
1937.....Ferd Dreher, Ray Johnson & Al Pirnat

ALL-SKYLINE CONFERENCE

FIRST TEAM

1946.....Jack Hauser
1947.....Jack Hauser
1948.....Jack Hauser
1949.....Vince Boryla
1950.....Dale Toft
1954.....Keith Patton
1957.....Dick Brott
1958.....Jim Peay
1959.....Jim Peay
1960.....Jim Peay
1962.....Dennis Hodge

SECOND TEAM

1941.....Harold Peterson
1947.....Ken Jastrow
1948.....Ken Jastrow & Bill Weimar
1950.....Sid Ryen
1951.....Dale Toft
1952.....Joe Hughes
1953.....Tom Rhone
1955.....Dick Brott
1956.....Dick Brott
1959.....Jerry Cole
1960.....Jerry Cole
1961.....Dennis Hodge & Tim Vezie
1962.....Tim Vezie

THIRD TEAM

1938.....Ferd Dreher
1939.....Norm Maris & Larry Toburen
1940.....Hoyt Brawner & Larry Toburen
1941.....Hoyt Brawner
1942.....Leonard Alterman



PIONEER HONORS

HONORABLE MENTION

1938.....Ralph Gribben, Norm Maris & Walt Walla
 1939.....Hoyt Brawner
 1940.....Ray DuBois
 1941.....Dick Barger, Bob Hogan & Bob Wilson
 1942.....Loren Hays, Dick Murray & Bob Wilson
 1947.....Bill Weimar
 1948.....Leonard Alterman & Gene Steinke
 1949.....Jack Hauser & Ed Little
 1950.....Dick Grey, Paul Hickey, Fred Howell & Ron Johnson
 1951.....Fred Howell & Ron Johnson
 1952.....Fred Howell, Keith Patton & Tom Rhone
 1953.....LeRoy Kalas & Keith Patton
 1954.....Tom Rhone
 1955.....Glenn Buse
 1956.....Bill Peay, Jim Powell & Ernie Uthgenannt
 1957.....Bill Peay, Rocephus Sligh & Ernie Uthgenannt
 1958.....Jerry Cole
 1960.....Clare Skov

ALL-AREA INDEPENDENT FIRST TEAM

1963.....Dennis Hodge
 1964.....Jack England & Frank Mixon
 1965.....Gerry Grover & Frank Mixon
 1966.....Byron Beck & Harry Hollines

NAIA ALL-AMERICAN

HONORABLE MENTION

1984.....Mark Langkamp
 1990.....Scott Williams

ALL-NAIA DISTRICT SEVEN

FIRST TEAM

1980.....Alonzo Weatherly
 1981.....Alonzo Weatherly
 1984.....Mark Langkamp & Greg Rhodes
 1985.....Mark Langkamp
 1988.....Peter Faller
 1989.....Dave Collignon
 1990.....Scott Williams

SECOND TEAM

1984.....Mark Langkamp

NCAA DIVISION II NORTH CENTRAL REGION

ALL-TOURNAMENT TEAM

1992.....Alex Sund

ALL-COLORADO ATHLETIC CONFERENCE

FIRST TEAM

1993.....Tony Simms
 1994.....Lars Van Etten

SECOND TEAM

1992.....Kelly Lively & Alex Sund
 1994.....Doug Price

HONORABLE MENTION

1991.....Dave Chavlovich, Derrick Fuller, Tim Ray & Alex Sund

ACADEMIC FIRST TEAM

1991.....Pat Boyle, Dave Chavlovich, Hanks Oshinaike, Alex Sund & Mark Ziegler
 1992.....Pat Boyle, Lars Van Etten & Mark Ziegler
 1993.....Pat Boyle & Mark Ziegler

ACADEMIC SECOND TEAM

1993.....Tony Simms

NCAA DIVISION II ACADEMIC

ALL-AMERICA

1968.....Richard Callahan
 1987.....Joe Fisher

NAIA DISTRICT SEVEN COACH OF THE YEAR

1984.....Floyd Theard

COLLEGEINSIDER.COM SUN BELT

CONFERENCE PLAYER OF THE YEAR

2005.....Yemi Nicholson

COLLEGEINSIDER.COM SUN BELT

CONFERENCE COACH OF THE YEAR

2005.....Terry Carroll

COLLEGEINSIDER.COM STAR OF THE WEEK

2005.....Yemi Nicholson

SUN BELT CONFERENCE

PLAYER OF THE YEAR

2005.....Yemi Nicholson

COACH OF THE YEAR

2005.....Terry Carroll

DEFENSIVE PLAYER OF THE YEAR

2006.....Yemi Nicholson
 2012.....Chris Udofia

SPORTSMANSHIP AWARD

2000.....Ty Church

MALE SCHOLAR ATHLETE OF THE YEAR

2003.....B.J. Pratt
 2005.....Erik Benzel

ALL-SBC FIRST TEAM

2000.....Wahhab Carter
 2005.....Yemi Nicholson
 2006.....Yemi Nicholson
 2009.....Nate Rohnert
 2010.....Nate Rohnert
 2012.....Chris Udofia

ALL-SBC SECOND TEAM

2003.....Brett Starkey
 2004.....Erik Benzel
 2011.....Chase Hallam
 2012.....Brian Stafford

ALL-SBC THIRD TEAM

2005.....Rodney Billups

ALL-SBC HONORABLE MENTION

2002.....Sherman Rochell

ALL-SBC TOURNAMENT TEAM

2003.....B.J. Pratt
 2005.....Erik Benzel
 2006.....Yemi Nicholson
 2010.....Nate Rohnert

PRESEASON ALL-SBC FIRST TEAM

2000.....Wahhab Carter
 2001.....Wahhab Carter
 2001.....B.J. Pratt
 2002.....B.J. Pratt
 2003.....Brett Starkey
 2004.....Erik Benzel
 2006.....Yemi Nicholson
 2010.....Nate Rohnert

PRESEASON ALL-SBC SECOND TEAM

2012.....Chase Hallam

PRESEASON ALL-SBC THIRD TEAM

2012.....Brian Stafford

PRESEASON ALL-SBC CONFERENCE MVP

2006.....Yemi Nicholson

SBC PLAYER OF THE WEEK

2000.....B.J. Pratt (J3)
 2000.....Wahhab Carter (F7)
 2000.....B.J. Pratt (D18)
 2003.....Brett Starkey (J13)
 2003.....Brett Starkey (F17)
 2003.....Zeljko Zupic (D15)
 2004.....Erik Benzel (D7)
 2004.....Antonio Porch (D28)
 2005.....Yemi Nicholson (J25)
 2005.....Yemi Nicholson (F8)
 2005.....Yemi Nicholson (F15)
 2005.....Yemi Nicholson (N22)
 2006.....Yemi Nicholson (J10)
 2006.....Yemi Nicholson (J31)
 2006.....Yemi Nicholson (F23)
 2009.....Nate Rohnert (J26)
 2009.....Nate Rohnert (D1)
 2009.....Andrew Hooper (D22)
 2010.....Nate Rohnert (J11)
 2011.....Brian Stafford (N15)
 2011.....Chris Udofia (D6)
 2012.....Chris Udofia (F6)

PIONEER HONORS

SUN BELT COMMISSIONER'S LIST

2000.....Ty Church, Brett Starkey, Tom Starkey
 2001.....Brett Starkey, Ryan Goral,
Steve Simmons
 2002..... Erik Benzel, Ryan Goral, Brett Starkey
 2003..... Josh Hansen, Brett Seger,
 Brett Starkey, Zeljko Zupic
 2004..... Erik Benzel, Ryan Goral, Brett Seger,
 Brett Starkey, Zeljko Zupic
 2005..... Erik Benzel, Dan Gibbons, Brett Seger
 2006..... Brian Brown, Alex Cox, Brian Giometti,
 Terrence Gordon, Brett Seger
 2007..... Brian Giometti, David Kummer
 2009..... Brian Stafford, Tyler Thalken
 2010..... Sabatino Chen, Kyle Chynoweth,
 Travis Hallam, Chase Hallam,
 Brian Stafford, Tyler Thalken
 2011..... Chase Hallam, Travis Hallam
 Brian Stafford, Tyler Thalken, Chris Udofia
 2012...Chase Hallam, Brian Stafford, Tyler Thalken

SUN BELT ACADEMIC HONOR ROLL

2000.....B.J. Pratt, Steve Simmons,
Tyrone Turner
 2001.....Tyrone Turner
 2002.....Tyrone Turner, Adam Warren
 2003..... Erik Benzel, Ryan Goral, B.J. Pratt
 2005..... Brian Brown, Terrence Gordon,
 David Kummer
 2006.....David Kummer, Steven Wetrich
 2007..... Nate Rohnert, Chris Timms
 2008..... Andrew Hooper, David Kummer,
 Kyle Lewis, Rob Lewis, Nate Rohnert
 2009..... Sabatino Chen, Tom Chott,
 Justin Coughlin, Travis Hallam,
 Andrew Hooper, Kyle Lewis, Rob Lewis
 Alex Pickert, Nate Rohnert
 2010..... Tom Chott, Justin Coughlin,
 Andrew Hooper, Kyle Lewis, Rob Lewis
 Trevor Noonan, Nate Rohnert
 2011..... Justin Coughlin, Andrew Hooper
 Kyle Lewis, Rob Lewis, Trevor Noonan
 Alex Pickert, Charles Webb
 2012..... Justin Coughlin, Rob Lewis
 Chris Udofia, Charles Webb

WESTERN ATHLETIC CONFERENCE

ALL-WAC FIRST TEAM

2013..... Chris Udofia

ALL-WAC SECOND TEAM

2013..... Chase Hallam

ALL-WAC THIRD TEAM

2013..... Brett Olson
 2013..... Royce O'Neale

ALL-WAC DEFENSIVE TEAM

2013..... Chris Udofia

WAC PLAYER OF THE WEEK

2013.....Royce O'Neale (D17)
 2013..... Brett Olson (J21)
 2013..... Chris Udofia (F18)

PRESEASON ALL-WAC TEAM

2013..... Chris Udofia

WAC ALL-ACADEMIC TEAM

2013..... Blake Foeman, Chase Hallam,
 Brett Olson, Chris Udofia

ALL-SUMMIT LEAGUE FIRST TEAM

2014..... Chris Udofia
 2014..... Brett Olson
 2018..... Joe Rosga

ALL-SUMMIT LEAGUE SECOND TEAM

2015..... Brett Olson
 2017..... Daniel Amigo
 2018..... Daniel Amigo

ALL-SUMMIT LEAGUE HONORABLE MENTION

2016..... Joe Rosga
 2017..... Joe Rosga

SUMMIT LEAGUE DEFENSIVE POY

2014..... Chris Udofia

ALL-SUMMIT LEAGUE NEWCOMER TEAM

2016..... Joe Rosga

ALL-SUMMIT LEAGUE TOURNAMENT TEAM

2016..... Joe Rosga

SUMMIT LEAGUE PLAYER OF THE WEEK

2013.....Chris Udofia (D9)
 2013..... Brett Olson (D16)
 2014..... Brett Olson (F10)
 2014..... Chris Udofia (F24)
 2017..... Daniel Amigo (J17)

PRESEASON ALL-SUMMIT LEAGUE TEAM

2014..... Chris Udofia(1st)
 2014..... Brett Olson (2nd)
 2015..... Brett Olson (1st)
 2017..... Joe Rosga (2nd)

PRESEASON SUMMIT PLAYER OF THE YEAR

2015..... Brett Olson

SUMMIT LEAGUE ALL-ACADEMIC TEAM

2018..... Jake Pemberton

CYCLONE CHALLENGE

ALL-TOURNAMENT TEAM

2002.....Zeljko Zupic

SAN JUAN SHOOTOUT

ALL-TOURNAMENT TEAM

2002.....B.J. Pratt

BP TOP OF THE WORLD CLASSIC

TOURNAMENT MVP

2005..... Yemi Nicholson

BP TOP OF THE WORLD CLASSIC

ALL-TOURNAMENT TEAM

2005..... DaShawn Walker

CABLE CAR CLASSIC

ALL-TOURNAMENT TEAM

2008..... David Kummer
 2015..... Marcus Byrd
 2015..... Nate Engesser

GREAT ALASKA SHOOTOUT

ALL-TOURNAMENT TEAM

2013..... Brett Olson

DENVER'S ALL-20th CENTURY TEAM

Clark Stone..... Crawford McLaughlin
 Pierson Howell..... Edward James
 Dick Hotten Ron Young
 Jim Babcock Bill Weimar
 Jack Hauser Ken Jastrow
 Gene Steinke Vince Boryla
 Dale Toft Tom Rhone
 Keith Patton Dick Brott
 Jerry Cole Jim Peay
 Dennis Hodge Tim Vezie
 Jack England Frank Mixon
 Gerry Grover Byron Beck
 Harry Hollines Bill Jones
 Dave Bustion Joe Wallace
 John Johnson Matt Teahan
 Tom Jorgensen Alonzo Weatherly
 Doug Wilson Greg Rhodes
 Mark Langkamp..... Peter Faller
 Dave Collignon..... Tony Simms
 Scott Williams Lars Van Etten
 Doug Price Wahhab Carter
 B.J. Pratt



DENVER BASKETBALL AWARDS

FLOYD M. THEARD, JR. MEMORIAL AWARD

Presented each year to the University of Denver men's basketball player who best displays the qualities of leadership, scholarship and sportsmanship, as demonstrated by Coach Floyd Theard during the course of his lifetime.



1984-85	Brian Foxhoven
1985-86	Brian Foxhoven
1986-87	Joe Fisher
1987-88	Ira Harge
1988-89	Dave Collignon
1989-90	Ricky Oliver
1990-91	David Chavlovich
1991-92	Tony Simms
1992-93	Tony Simms
1993-94	Lars Van Etten
1994-95	Brett Benvenuti
1995-96	Doug Price
1996-97	Unknown
1997-98	Unknown
1998-99	Mike Deatly
1999-00	Ty Church
2000-01	Unknown
2001-02	Sherman Rochell
2002-03	B.J. Pratt
2003-04	Erik Benzel
2004-05	Erik Benzel, Rodney Billups
2005-06	Yemi Nicholson
2006-07	Not Awarded
2007-08	Adam Tanner
2008-09	Nate Rohnert
2009-10	Nate Rohnert
2010-11	Chase Hallam
2011-12	Chris Udofia
2012-13	Chris Udofia
2013-14	Brett Olson, Chris Udofia
2014-15	Brett Olson
2015-16	Joe Rosga
2016-17	Joe Rosga
2017-18	Joe Rosga



DENVER BASKETBALL AWARDS

VINCE BORYLA '49 PIONEER AWARD

Renamed in 2013 in honor of Vince Boryla, the only consensus All-American in team history, The Pioneer Award is presented annually to the player or players who strive to do their very best each day and who continually sacrifices for the betterment of the program.

2007-08	David Kummer	2008-09	Kyle Lewis
2009-10	Kyle Lewis, Tom Chott	2010-11	Kyle Lewis, Alex Pickert
2011-12	Brian Stafford, Royce O'Neale	2012-13	Brett Olson, Royce O'Neale
2013-14	Cam Griffin	2014-15	Christian Mackey
2015-16	Marcus Byrd	2016-17	Emil Knighton
2017-18	Luke Neff		



DENVER BASKETBALL AWARDS

DEFENSIVE PLAYER AWARD


Awarded to that member of the program who demonstrates the necessary level of caring, commitment and courage every play, every possession and every game.

2007-08	David Kummer
2008-09	Not Awarded
2009-10	Chase Hallam
2010-11	Chris Udofia
2011-12	Chris Udofia
2012-13	Chase Hallam & Chris Udofia
2013-14	Chris Udofia
2014-15	Not Awarded
2015-16	Jake Pemberton
2016-17	Jake Pemberton
2017-18	Jake Pemberton



ALL-TIME ROSTER

A		Berenbaum, Mandel	1933-36
Adams, Stan	1985-86	Bernstine, Drick	2014
Adkins, David	1974-78	Billups, Rodney	2003-05
Akintola, Abiola	2016-Present	Bird, Orlo J.	1925-27
Allen, Victor	1996-98	Bird Bear, D.J.	1990-91
Allis, Justin	1996	Blair, Warren L.	1951-53
Alterman, Leonard	1942-43, 48	Blake, Elijah	2018
Amigo, Daniel	2015-18	Bobbitt, C.J.	2016-17
Anderson, Arthur L.	1915	Bokan, John	1967-69
Anderson, Richard	1983	Boryla, Vincent	1949
Angius, Spiro	1933	Bowman, Donald D.	1922-25
Annand, Robert Nathaniel	1923	Boxberger, Michael D.	1965-66
Armitage, Kevin	1984-87	Boyle, Pat	1989-92
Armstrong, Robert	1980	Bradley, Norman	1933
Arnold, David L.	1963-65	Brafford, Hardy	1945-46



Austin, Josh	1993-96	Brafford, Phillip	1945
B		Brawner, Don	1954-55
Babcock, James	1934-37	Brawner, Hoyt	1939-41
Bachar, Gerald	1933	Bregman, Aaron	1948
Badgley, Franklin Ilsley	1908	Brenning, Ron	1972-74
Bailey, Clarence A.	1911	Brewer, Moses	1968, 70-71
Bailey, Jim	1968-69	Bridgeman, Sam	1972
Bailey, Richard	1947-49	Broadnax, Maceo H.	1952
Bajema, Steve	1977	Brodbeck, Rick	1965
Barger, Dick	1940-41	Brodess, Doug	1982
Barovich, John	1933	Brooken, Eric	1960
Barrett, Richard A.	1959	Brooks, Dale	1957-58
Bartholomew, Richard	1914	Brott, Dick	1955-57
Battaglia, Michael	1982-83	Brown, Brian	2004
Baxtrom, Gary	1961	Browning, Gregg	1942
Beal, Harry	1921-24	Brubaker, Guy B.	1911
Beck, Byron	1966-67	Buller, Dick	1957
Benvenuti, Bret	1993-94	Bullock, Tyler	2007-08
Benzel, Erik	2002-05	Bunger, Fred S.	1914-17
		Bunger, William Mead	1916-17

Buse, Glenn	1953-55	Devereaux, Walter	1932
Bustion, David	1971-72	de Vries, Marco	1998
Butler, Dorian	2014	Dietemann, Eugene C.	1926
Byers, Roy L.	1928-31	Dixon, Kevin	1960-62
Byrd, Marcus	2013-16	Dodds, Harold	1924

C		Donchey, Edwin	1953-54
Callahan, Richard J.	1966-68	Doolen, Doug	1986
Campbell, Harold	1933	Douglas, Duke	2015-17
Campbell, Doug	1957-58	Dow, Eric	1995-98
Campbell, Earl	1942-43	Dreher, Ferd	1937-38
Cannon, Gerald O.	1929	Dubois, Ray	1940-41
Cardwell, Matt	1989-90	Ducar, Charles P.	1965-66
Carline, Tom	1953-55	Duncan, Mark	1939
Carlisle, Donovan	2018-Present	Dunn, Josiah	2014-17
Carlson, Don	1943	Dykstra, Jebb	1985-86

Carpenter, Andrew	2005-06	E	
Carrabine, Casey	1983-84	Eastin, Jim	1960
Carter, Russell	1938	Eberts, Tony	1960
Carter, Wahhab	1999-02	Edgar, Merton W.	1923
Caruso, Peter	1980-82	Edwards, James Grant	1905
Causey, Jerry R.	1964	Emory, Lance D.	1960
Chambers, John	1989	Engesser, Nate	2013-16
Champlin, Greg	1974-75	England, Jack D.	1962-64
Charles, Alfred James	1906	English, Dennis E.	1963-64
Chase, Andrew F.	1920, 22	Ernst, Robert	1946
Chauncey, Harold	1924	Eschler, Mike	1977-78
Chavlovich, David	1987-90	Estey, Harold	1939
Chen, Sabatino	2009-10	Evans, Dave	1964
Cherry, Willie	1969-70	Evers, Chris	1977
Chott, Tom	2009-10	F	
Church, Gene	1954-55	Faller, Peter	1984-87
Church, Ty	1998-99	Farifield, Golding	1909
Chynoweth, Kyle	2010	Fedro, Tom	1982-83
Claire, Rosephus	1955, 57	Felton, Charles	1983-84
Clare, Brian	1966-67	Ferrare, Stanley	1956-58
Clark, Joy Reichelt	1907	Fike, William J.	1921-22
Clark, Walter F.	1929	Fines, Ronnie	1995
Coffman, Jim	1978	Finesilver, John J.	1920
Coffman, Mel	1979-80	Fink, Steven	1990, 92
Cole, Jerry	1957-58	Fisher, Joe	1985-86
Collignon, Dave	1985-88	Flynn, Jim	1972-73
Cook, Albert	1928	Foeman, Blake	2011-13
Cook, Stan	1937-39	Folsom, Fred	1944
Corfman, A. Eugene	1916-18	Ford, Alfonso	1968-69
Correll, Brian	1978-81	Fouch, Jim G.	1964
Coughlin, Justin	2009-12	Foxhoven, Brian	1982-85
Cox, Alex	2006-07	Fredin, Doug	1972-73
Cox, Jim	1966	Frye, Scott	1988
Craig, Myren	1949-50	Fuller, Derrick	1990-91
Cramer, Dan	1971-73	Funk, Douglas	1967-69
Creighton, Grant	2003	Furman, Kenyon	1953-55
Cribari, David C.	1968	G	
Cribari, Steve	1976	Gailbreath, Sam	1964
Crouse, Charles	1946	Galchinsky, Herb	1957-59
Cutler, Owen	1919-21	Gallagher, Mike	1977-80

Daniels, Norm	1997	Ganelin, Bill	1979
Davis, Brad	1986-87	Garland, Jeff	1990
Davis, John T.	1911-12	Garnett, Charles	1935
Day, Ashley	1994-95	Gatlin, Taelyr	2019-Pres.
Daywitt, Alvin L.	1924	George, Bradley	2016-17
Deatly, Mike	1995-99	Gibbons, Dan	2005
DeHoff, Clarence R.	1914	Giometti, Brian	2006-07
Delaney, Cam	2015	Glandon, Leland O.	1923
Deroos, George	1957-58	Goldy, Don	1948-49
DeRose, George	1925-28	Goral, Ryan	2001-04
Detrick, Sherman	1938	Gordon, Terrence	2004-06




ALL-TIME ROSTER

Gottschalk, Aaron	1999	Hendricks, Clyde	1945-46	Jackson, Joe	1941	Lubas, Thomas J.	1963
Graham, Frank A.	1920-21	Henning, Ernst M.	1907-09	Jackson, Joseph	2004-08	Lucchesi, Larry	1974
Gray, Leo	1944	Hickey, Paul	1947-49	Jacobs, Fred	1942-43	Ludlow, Jim	1973-74
Gray, Richard	1950, 52	Hill, Rowland	1946	James, Edward W.	1927-28	Lueb, Michael	1987
Grcevich, Gregory	1970	Hitt, Bert	1932	Jastrow, Kenneth	1946-48	Lunsford, Jacob	2016-17
Gribben, Ralph	1938-39	Hively, Charles H.	1929	Jeffery, Norman L.	1949		
Griffin, Cam	2012-15	Hobson, Richard	1944	Jeffries, John	1948		
Griffin, John	1950, 52	Hockett, Guy	1933-34	Johnson, Ray	1934-37	M	
Grinstead, Robert	1959-60	Hodge, Dennis W.	1960-62	Johnson, Ronald	1949-51	Mackey, Christian	2015-18
Grover, Gerald W.	1964-66	Hogan, Bob	1940-41	Johnson, Jerry	1967	Mahoney, Louis H.	1914-17
Guzman, Andre	1992-95	Hoidahl, Randy	1961-62	Johnson, John	1972-73	Maningo, Jeff	1990

H		Hollines, Harry	1965-68	Joiner, Drew	2018-Present	Martin, Eric Paul	1925-26
Hall, George	1939-41	Hollis, Thomas E.	1959-60	Jones, Bill	1969-71	Martin, Reggie	1980
Hallam, Chase	2010-13	Holtzmann, Jake	2016-18	Jones, Dave	1959	Martin, Russell	1995-98
Hallam, Travis	2009-12	Hooper, Andrew	2009-11	Jones, Kenneth I.	1968	Martin, Steve	1962-63
Hansen, Josh	2002	Hotten, Richard P.	1929-32	Jones, Roy	1977-78	McAlister, Carvell	2003-04
Harge Jr., Ira	1986-87	Hovey, Eric	1976	Jones, Wilfred	1954-55	McCallum, Dale	1953-55
Harrell Jr., Ronnie	2019	Howard, Kenny	2007	Jorgensen, Tom	1977-79	McCanna, Adam	1993-96
Harris, Harry	1945	Howell, Frederick	1950-52			McCauley, George Kent	1921
Harris, Robert	1974, 76	Howell, Pierson B.	1923-26			McCauley, Jay R.	1921

Hartwell, Erik	1994-97	Huber, Dick	1938-40, 44	K		McClain, Greg	1990-93
Hastedt, Robert	1996	Huber, William	1944	Kalas, Leroy	1953	McClendon, Francis W.	1929-30
Hauser, Jack	1946-49	Hughes, Gerald	1949	Karamigios, John	1944	McClure, Wayne	1953-54
Hawke, Charles Clifford	1906	Hughes, Joe	1951-52	Karsten, Floyd L.	1925	McCool, Pat	1987
Hawkins Jr., James	1992-94	Hulstrom, Jack	1958	Kavanagh, Al	1935-36	McCune, Thomas R.	1965
Hays, Loren	1942-43	Hulstrom, Jerry D.	1955-57	Kearney, Horace	1967-70	McEntire, Ed	1964
Heath, Phillip	1999-02	Hunt, Brad	1975-76	Keller, Jeffrey	1986-87	McGaughey, John R.	1951
Heaton, Bob	1975-76			Kemp, Wesley W.	1913	McKenzie, Griffin	2014

Heckman, James W.	1929-32	I		Kennedy, Bob	1970	McLaughlin, Robert	1922-23
Hefley, Arlo	1944	Illiff, W. Seward	1919-21	Ketchum, Ellison	1928-30	McLaughlin, W. C.	1917-19
Hefty, Pete	1994-95	Ireland, Arthur	1997-00	King, Edward C.	1917-19	McNally, Xander	2008
Heizer, Peter	1996	Iverson, Kevin	1973	Knapp, Robert	1955	McQuaid, John M.	1923
Helzer, Richard	1953-54	J		Knickrehm, Robert W.	1951-52	McWilliams, Bob	1936, 38
Henderson, Darryle	1978	Jackson, Frank	1946-47	Knighton, Emil	2016-18	Melzer, Carl	1912-13
Henderson, Joseph R.	1963-64	Jackson, Glenn A.	1955-57	Knox, Rusty	1986-87	Merrill, Ralph G.	1954



Krossschell, Tom	1977	Knighthead, Emil	2016-18	Krafka, Jake	2017-Pres.	Mikesell, Frank	1929
Krumm, Terry	1953	Knap, Robert	1955	Krossschell, Tom	1977	Miller, John	1926
Kummer, David	2005-08	Knickrehm, Robert W.	1951-52	Krumm, Terry	1953	Mills, E.J.	1904-05
Kurnaz, Alperen	2019-Pres.	Knighton, Emil	2016-18	Kummer, David	2005-08	Mitchell, Harry	1917, 22

L		Knighthead, Emil	2016-18	Kurnaz, Alperen	2019-Pres.	Mitchell, Kelvin	2008
Lane, James	2003	Knox, Rusty	1986-87			Mitchem, Jim	1975-76
Langkamp, Mark	1982-84	Krafka, Jake	2017-Pres.			Mixon, Frank	1963-64
Lanier, Jim	1988-89, 91-92	Krossschell, Tom	1977			Moe, Robert D.	1959, 61-62

Lanzi, Joseph	2019-Pres.	Krumm, Terry	1953			Mohrman, Richard E.	1959-61
Larson, Richard C.	1930	Kummer, David	2005-08			Molholm, Ervin	1947
Larson, Richard	1971	Kurnaz, Alperen	2019-Pres.			Montony, Don	1955
Lathrop, Joseph	1953					Moore, Frank	1942-43
Lathrope, Dan	1971					Moore, Loyd	1946

Lattimore, Myke	2007					Morgan, Jerold	1949-50
Lay, Taylor	2001					Morley, Chris	1992-95
Lee, Charles	1981-82					Mulford, Warren E.	1912
Lee, Stephen	1956-58					Moss, Bob	1970
Lesatz, Steve	1956-58					Mullins, David Van Horn	1924-25

Levinsky, Stuart	1980-81					Mulvihill, Bob	1945
Lewis, Graydon C.	1928					Mumma, William J.	1960-62
Lewis, Kenyatta	1996					Munda, Jerry	1958
Lewis, Kyle	2008-11					Murkey, Ade	2016-Present
Lewis, Rob	2008-12					Murphy, Adam	1984-86
Lincoln, Stacy	1993-94					Murray, Richard	1941-42

Link, Greg	1971					N	
Little, Edward B.	1949					Neff, Luke	2017-18
Litzau, Steve	1975					Neff, Thomas	2016-18
Lively, Kelly	1992-93					Neill, Lloyd B.	1906-09
Loeffler, Wilfred J.	1919, 21					Nelson, Charles	1953
Logan, Jake	2013					Nelson, Kim	1974, 76
Logan, Morris	1944					Nelson, Roy	1947-49
Love, Jalen	2013-15					Nicholson, Yemi	2004-06


ALL-TIME ROSTER

Noonan, Kerry	1982
Noonan, Trevor	2011
Novak, John	1944
Nzekwesi, David	2019-Pres.
O	
O'Donnell, George D.	1922-23
Oglesby, Ted A.	1961-62
Oliver, Anthony	2006
Oliver, Ricardo	1985, 87-89
Oliver, Robert	1970-71
Olson, Brett	2012-15
O'Neale, Royce	2012-13
Opila, Michael	1970
Orr, Len	1972-74
Oshinaike, Hanks	1990-91
Otto, Gerald	1942-43, 47
Overton, Kevin	1999-00

P	
Paluska, Roger C.	1961-62
Panek, John	1931-33
Parnell, Kevin	1969
Parris, Herb	1978, 80-81
Pate, Arthur Jackson	1904-05
Pate, Charles Ernest	1904-05
Patrick, Kevin	1981
Patton, Arlen	1948
Patton, Keith	1953-54
Paul, Matt	1997-00
Peagler, Herb	1973
Peay, Jim	1957-59
Peay, William	1955-56
Peirce, Bob	1964-65
Peirce, Joe	1964
Pemberton, Jake	2015-18
Perry, Ryan	2009
Peter-Denman, Nigel	2008-09
Peterson, Harold	1941
Pettitt, Darryll	1981
Pfeiffer, Chris	1979-80
Phillips, Charles K.	1919-21
Pickert, Alex	2010-12
Pierce, Benjamin E.	1913-14
Pirnat, Albert	1934-37
Plath, Paul J.	1954-55
Poe, Raymond	1926-27
Porch, Antonio	2004-07
Porter, Albert S.	1928
Powell, James	1955
Powers, Fred	1938
Pratt, B.J.	2000-03
Preston, E. Orren	1917
Price, Doug	1993-97
Propst, Gaylord	1937

Q	
Queary, Charles	1914-17
R	
Ramey, Jamaal	2000-01
Ramsey, Horatio S.	1911-14
Ranson, Jim	1975-76
Rapp, Dick	1953
Ray, Timothy	1987-90
Recht, Albert	1920
Reed, Ken	1977
Reynolds, Lenny L.	1960-62
Rhodes, Greg	1981, 83-84
Rhone, Thomas J.	1952-54

Richardson, John R.	1926
Richardson, Leslie II	2002-03
Riddell, Robert	1942
Robb, Guel	1917-19
Robinson, H. Elmo	1913
Robinson, Ken	1967
Robinson, Mark	1983-84
Rochell, Sherman	2000-01
Roderick, George T.	1965-66
Rodriguez, Elvin	2018-Pres.



Rohnert, Nate	2007-10
Rosga, Joe	2016-Present
Rucker, Bryant	2013-16
Russ, Frank	1969-70
Russell, Dwayne	1980-82
Ryen, Sidney	1950
S	
Sacheck, Gary	1969
Salen, Robert W.	1949
Samac, Dom	2013-14
Saracino, Thomas	1943
Sargent, William Andrew	1905
Saunders, Bill	1961-62
Schafer, Douglas	1985
Scharphorn, Dick	1969-71
Schraeder, Richard	1945
Schray, Steve	1972-73
Scilley, James	1923, 27
Scott, Charles G.	1916-17
Scott, Charles S.	1912
Sechrist, Raymond T.	1906-07
Seewald, Larry	1944-46
Seger, Brett	2003-06
Sevier, Russel R.	1929-32
Sewell, Geoff	2004
Shaw, Steve	1960
Sherbert, Ty	1982-85
Shotwell, Howard F.	1912, 15-16
Siddons, Bertram P.	1904
Siddons, Edwin	1908
Simmons, Steve	2000-01, 03
Simms, Anthony	1988-89, 91-92
Sippial, Ura	1972
Skov, Claire	1957-59
Sligh, Rocephus	1956-58
Slys, Donald J.	1962-64

Smith, Dirk	1988
Smith, Lloyd	1936-37
Smith, Mike	1980
Smith, William	1919
Snyder, Mark	1954-55
Sorensen, Walter	1930-31
Sparling, Laurence	1904
Stafford, Brian	2009-12
Stafford, Chad	1989
Starkey, Brett	2001-04

Starkey, Tom	1999
Steele, Wilbur Daniel	1906-07
Stefanek, Dan	1956-57
Steinke, Dave	1973
Steinke, Gene	1947-48
Stender, Harry Roy	1913
Stewart-Miller, Tory	2019
Stevenson, Walter J.	1926
Stone, Charles	1934
Stone, Clark Hartman	1918-19
Stone, Lyle	1916
Strell, Jeb	1993-94
Strohman, Keith	1966-68
Sund, Alex	1990-92
Sunday, Mark	1941
Swanson, Tom	1963-64
Swerdfeger, Elmer	1930
Swilley, Russell	1975-77

T	
Tanner, Adam	2007-08
Taylor, Ron	1969
Teahan, Matt	1977-79
Templin, J. Laten	1911
Templin, Willian Franklin	1908-09
Thalken, Tyler	2010-12
Thomas, John	1995
Thomas, Merritt	1943
Thompson, Hank	1971
Timms, Chris	2007-08
Toburen, Lawrence	1939-40
Toft, Dale	1950-52
Townsend, Jase	2019-Pres.
Turner, Tyrone	1998-01
Twombly, George C.	1913
U	

Udofia, Chris	2011-14
Uthgenannt, Ernest	1955-56
V	
Van Etten, Lars	1989, 91-93
Vandahl, Michael	2009
Vaughn, Keith	1931-32
Vean, Herbert	1944
Vezie, Tim T.	1960-61
Victor, Sam	2016
Volk, Marcus H.	1909

W	
Wadlington, Dusty	2003
Walde, Raymond L.	1914-16
Walker, DaShawn	2006-07
Walla, Walter	1938-40
Wallace, Everett L.	1909-10
Wallace, Joe	1971-72
Walls, George	1972, 74
Ward, David	1988-91
Warren, Adam	2001
Wasserman, Daniel	1953
Waters, J. Timothy	1968
Weatherly, Alonzo	1979-80
Weaver, Samuel W.	1926
Webb, Charles	2013-14
Weekly, Boyce W.	1925-28
Weimar, William	1943, 47-48
Weller, Gayle	1932-35
Wells, Russell B.	1911-12
Werthman, John J.	1926
Wetrich, Steve	2005-07
White, Albert E.	1966, 68
Whitman, Smokey	1974
Wiesenberg, Russell	1978-80
Wilcox, Brandt	1998
Wilcox, Lawrence T.	1912
Wilkins, Lyle	1974
Williams, Randy	1977
Williams, Scott	1989
Wilson, George	1922
Wilson, Doug	1980-83
Wilson, Michael	1981-82
Wilson, Robert	1941-43
Wilson, Willie	1936-37
Wingender, Charles H.	1909
Wishmier, Jim	1970-71
Wittebort, Jeff	1978-79
Wolf, Walter E.	1954
Wool, Louis	1984
Worley, Mike	1994
Wright, Richard	1933
Wurtz, Eugene	1948
Wyman, Darryle	1990-91

Y	
Yatchak, John	1971
Yates, Dick	1946-48
Young, Ronald	1934-35
Young, William	1933-34
Z	
Ziegler, Mark	1988, 90-92
Zumbro, George	1972-74
Zupic, Zeljko	2002-03

Current players in bold



COACHING RECORDS

CHRONOLOGICAL ORDER

Coach	Years	W	L	Pct.
Unknown (1904-06)	3	10	8	.556
John Koehler (1907-09)	3	12	24	.333
Charles Wingender (1911, 15-16, 19)	4	24	15	.615
Clem Crowley (1912)	1	5	5	.500
Hiram Wilson (1913-14)	2	3	9	.250
John Fike (1917-18)	2	7	9	.438
George Koonsman (1920)	1	1	8	.111
Thomas Thompson (1921)	1	2	7	.222
Ralph Woods (1922-23)	2	10	13	.435
Aubrey DeVine (1924-25)	2	9	14	.391
Jimmy Middlebrook (1926)	1	5	7	.417
Burt Potter (1927-30)	4	37	25	.597
Stuart Clark (1931-32)	2	13	23	.361
Clyde Hubbard (1932-40)	8	66	83	.443
Ellison Ketchum (1940-43, 46-49)	6	63	57	.525
Mark Duncan (1943)	1	8	6	.571
Art Quinlan (1943-44)	1	6	18	.250
Cliff Rock (1944-45)	1	7	16	.304
Ken Loeffler (1945-46)	1	9	15	.375
Hoyt Brawner (1948-62)	14	163	191	.460
Troy Bledsoe (1962-68)	6	61	90	.404
Stan Albeck (1968-70)	2	15	35	.300
Jim Karabetsos (1970-72)	2	28	24	.538
Al Harden (1972-77)	5	61	70	.466
Bill Weimar (1977-78)	1	10	17	.370
Ben Jobe (1978-80)	2	34	22	.607
Floyd Theard (1980-85)	5	107	38	.738
Dick Peth (1985-97)	12	221	123	.642
Marty Fletcher (1997-2001)	4	33	77	.300
Terry Carroll (2001-07)	6	79	99	.444
Joe Scott (2007-16)	9	146	132	.525
Rodney Billups (2016-Pres.)	2	31	29	.516

BY WINS

Coach	Years	W	L	Pct.
Dick Peth (1985-97)	12	221	123	.642
Hoyt Brawner (1948-62)	14	163	191	.460
Joe Scott (2007-16)	9	146	132	.525
Floyd Theard (1980-85)	5	107	38	.738
Terry Carroll (2001-07)	6	79	99	.444
Clyde Hubbard (1932-40)	8	66	83	.443
Ellison Ketchum (1940-43, 46-49)	6	63	57	.525
Al Harden (1972-77)	5	61	70	.466
Troy Bledsoe (1962-68)	6	61	90	.404
Burt Potter (1927-30)	4	37	25	.597
Ben Jobe (1978-80)	2	34	22	.607
Marty Fletcher (1997-2001)	4	33	77	.300
Rodney Billups (2016-Pres.)	2	31	29	.516
Jim Karabetsos (1970-72)	2	28	24	.538
Charles Wingender (1911, 15-16, 19)	4	24	15	.615
Stan Albeck (1968-70)	2	15	35	.300
Stuart Clark (1931-32)	2	13	23	.361
John Koehler (1907-09)	3	12	24	.333
Ralph Woods (1922-23)	2	10	13	.435
Bill Weimar (1977-78)	1	10	17	.370
Ken Loeffler (1945-46)	1	9	15	.375
Aubrey DeVine (1924-25)	2	9	14	.391
Mark Duncan (1943)	1	8	6	.571
John Fike (1917-18)	2	7	9	.438
Cliff Rock (1944-45)	1	7	16	.304
Art Quinlan (1943-44)	1	6	18	.250
Clem Crowley (1912)	1	5	5	.500
Jimmy Middlebrook (1926)	1	5	7	.417
Hiram Wilson (1913-14)	2	3	9	.250
Thomas Thompson (1921)	1	2	7	.222

George Koonsman (1920)	1	1	8	.111
------------------------	---	---	---	------

BY WINNING PERCENTAGE

Coach	Years	W	L	Pct.
Floyd Theard (1980-85)	5	107	38	.738
Dick Peth (1985-97)	12	221	123	.642
Charles Wingender (1911, 15-16, 19)	4	24	15	.615
Ben Jobe (1978-80)	2	34	22	.607
Burt Potter (1927-30)	4	37	25	.597
Mark Duncan (1943)	1	8	6	.571
Jim Karabetsos (1970-72)	2	28	24	.538
Joe Scott (2007-16)	9	146	132	.525
Ellison Ketchum (1940-43, 46-49)	6	63	57	.525
Rodney Billups (2016-Pres.)	1	31	29	.516
Clem Crowley (1912)	1	5	5	.500
Al Harden (1972-77)	5	61	70	.466
Hoyt Brawner (1948-62)	14	163	191	.460
Terry Carroll (2001-07)	6	79	99	.444
Clyde Hubbard (1932-40)	8	66	83	.443
John Fike (1917-18)	2	7	9	.438
Ralph Woods (1922-23)	2	10	13	.435
Jimmy Middlebrook (1926)	1	5	7	.417
Troy Bledsoe (1962-68)	6	61	90	.404
Ken Loeffler (1945-46)	1	9	15	.375
Bill Weimar (1977-78)	1	10	17	.370
Aubrey DeVine (1924-25)	2	9	14	.391
Stuart Clark (1931-32)	2	13	23	.361
John Koehler (1907-09)	3	12	24	.333
Cliff Rock (1944-45)	1	7	16	.304
Marty Fletcher (1997-2001)	4	33	77	.300
Stan Albeck (1968-70)	2	15	35	.300
Hiram Wilson (1913-14)	2	3	9	.250
Art Quinlan (1943-44)	1	6	18	.250
Thomas Thompson (1921)	1	2	7	.222
George Koonsman (1920)	1	1	8	.111

PIONEER COACHES IN THE POSTSEASON

Coach	Games	W	L	Pct.
Dick Peth (1985-97)	21	11	10	.524
Burt Potter (1927-30)	9	7	2	.778
Joe Scott (2007-16)	17	7	10	.412
Terry Carroll (2001-07)	11	5	6	.455
Clyde Hubbard (1932-40)	10	5	5	.500
Floyd Theard (1980-85)	9	5	4	.556
Stuart Clark (1931-32)	6	4	2	.667
Ellison Ketchum (1940-41, 46-49)	6	3	3	.500
Mark Duncan (1943)	4	2	2	.500
Ben Jobe (1978-80)	2	1	1	.500
Rodney Billups (2016-Pres.)	3	1	2	.333
Art Quinlan (1943-44)	1	0	1	.000
Hoyt Brawner (1948-62)	1	0	1	.000
Marty Fletcher (1997-2001)	2	0	2	.000
Totals	102	51	51	.500

Includes AAU, NAIA, NIT, Colorado Athletic Conference, Sun Belt Conference, The Summit League, Western Athletic Conference and NCAA Tournament games.

SEASON-BY-SEASON RECORDS

Year	W	L	Pct.	Pts.	Opp.	Coach	Year	W	L	Pct.	Pts.	Opp.	Coach
1904	3	1	.750	115	68	None	1972-73	17	9	.654	2,177	2,042	Al Harden
1905	1	1	.500	58	61	None	1973-74	11	15	.423	2,083	2,175	Al Harden
1906	6	7	.462	372	436	None	1974-75	10	16	.360	2,002	2,123	Al Harden
1907	7	10	.412	451	485	John Koehler	1975-76	12	15	.444	2,397	2,341	Al Harden
1908	1	2	.333	19	48	John Koehler	1976-77	12	15	.444	2,172	2,228	Al Harden
1909	4	12	.250	454	634	John Koehler	1977-78	10	17	.370	2,125	2,182	Bill Weimar
1910	No Team						1978-79	15	12	.556	2,097	2,049	Ben Jobe
1911	4	6	.400	368	340	Charles Wingender	1979-80	19	10	.655	2,171	1,939	Ben Jobe
1912	5	5	.500	218	243	Clem Crowley	1980-81	22	7	.759	2,122	1,768	Floyd Theard
1913	1	5	.167	98	162	Hiram Wilson	1981-82	22	7	.759	1,937	1,617	Floyd Theard
1914	2	4	.333	114	172	Hiram Wilson	1982-83	21	7	.750	1,906	1,801	Floyd Theard
1915	9	1	.900	246	202	Charles Wingender	1983-84	28	4	.875	2,225	1,869	Floyd Theard
1916	7	3	.700	311	178	Charles Wingender	1984-85	14	13	.519	1,663	1,680	Floyd Theard
1917	4	4	.500	201	213	John Fike	1985-86	17	12	.586	1,826	1,838	Dick Peth
1918	3	5	.375	189	200	John Fike	1986-87	20	9	.690	2,130	1,844	Dick Peth
1919	4	5	.444	206	215	Charles Wingender	1987-88	19	9	.679	2,353	2,124	Dick Peth
1920	1	8	.111	113	242	George Koonsman	1988-89	18	12	.600	2,359	2,379	Dick Peth
1921	2	7	.222	187	305	Thomas Thompson	1989-90	16	12	.571	1,830	1,849	Dick Peth
1922	4	6	.400	204	312	Ralph Woods	1990-91	19	10	.655	2,583	2,258	Dick Peth
1923	6	7	.462	401	422	Ralph Woods	1991-92	26	6	.813	2,592	2,388	Dick Peth
1924	4	8	.333	254	297	Aubrey DeVine	1992-93	15	11	.577	2,227	2,087	Dick Peth
1925	5	6	.455	308	282	Aubrey DeVine	1993-94	17	13	.567	2,377	2,365	Dick Peth
1926	5	7	.417	355	327	Jimmy Middlebrook	1994-95	18	10	.643	2,311	2,212	Dick Peth
1927	5	6	.454	309	344	Burt Potter	1995-96	22	7	.759	2,441	2,195	Dick Peth
1928	10	4	.714	541	432	Burt Potter	1996-97	14	12	.538	2,051	2,079	Dick Peth
1929	12	8	.600	662	532	Burt Potter	1997-98	7	20	.259	1,816	2,050	Marty Fletcher
1930	10	7	.588	498	446	Burt Potter	1998-99	10	17	.370	1,988	2,149	Marty Fletcher
1931	10	8	.556	540	540	Stuart Clark	1999-00	6	22	.214	1,850	2,159	Marty Fletcher
1931-32	3	15	.167	385	572	Stuart Clark	2000-01	10	18	.357	1,888	1,978	Marty Fletcher
1932-33	7	12	.368	496	586	Clyde Hubbard	2001-02	8	20	.286	1,820	1,958	Terry Carroll
1933-34	8	9	.471	521	494	Clyde Hubbard	2002-03	17	15	.531	2,268	2,210	Terry Carroll
1934-35	13	7	.650	746	609	Clyde Hubbard	2003-04	14	13	.519	1,877	1,879	Terry Carroll
1935-36	11	5	.688	722	560	Clyde Hubbard	2004-05	20	11	.645	2,266	2,076	Terry Carroll
1936-37	14	6	.700	905	761	Clyde Hubbard	2005-06	16	15	.533	2,060	2,045	Terry Carroll
1937-38	2	16	.111	708	922	Clyde Hubbard	2006-07	4	25	.138	1,855	2,194	Terry Carroll
1938-39	4	14	.222	701	880	Clyde Hubbard	2007-08	11	19	.367	1,698	1,811	Joe Scott
1939-40	7	14	.286	907	959	Clyde Hubbard	2008-09	15	16	.484	1,884	1,872	Joe Scott
1940-41	8	9	.471	644	679	Ellison Ketchum	2009-10	19	13	.594	2,079	2,012	Joe Scott
1941-42	4	16	.200	700	853	Ellison Ketchum	2010-11	13	17	.433	1,800	1,817	Joe Scott
1942-43	19	8	.704	1,338	1,168	Ellison Ketchum & Mark Duncan	2011-12	22	9	.710	2,112	1,876	Joe Scott
1943-44	6	18	.250	900	1,153	Art Quinlan	2012-13	22	10	.688	2,076	1,790	Joe Scott
1944-45	7	16	.304	1,007	1,226	Cliff Rock	2013-14	16	15	.516	2,044	1,999	Joe Scott
1945-46	9	15	.375	1,102	1,245	Ken Loeffler	2014-15	12	18	.400	1,865	1,890	Joe Scott
1946-47	16	10	.615	1,305	1,241	Ellison Ketchum	2015-16	16	15	.516	2,021	2,024	Joe Scott
1947-48	18	11	.621	1,665	1,554	Ellison Ketchum	2016-17	16	14	.533	2,275	2,239	Rodney Billups
1948-49	18	15	.531	1,865	1,802	Ellison Ketchum & Hoyt Brawner	2017-18	15	15	.500	2,192	2,189	Rodney Billups
1949-50	18	13	.581	1,663	1,641	Hoyt Brawner	Totals	1,287	1,308	.495	160,103	160,098	115 Seasons
1950-51	14	16	.467	1,678	1,715	Hoyt Brawner							
1951-52	11	15	.423	1,307	1,518	Hoyt Brawner							
1952-53	9	16	.360	1,523	1,706	Hoyt Brawner							
19-5354	6	21	.222	1,524	1,736	Hoyt Brawner							
1954-55	9	14	.391	1,586	1,672	Hoyt Brawner							
1955-56	13	12	.520	1,755	1,764	Hoyt Brawner							
1956-57	11	12	.478	1,497	1,493	Hoyt Brawner							
1957-58	13	12	.520	1,646	1,548	Hoyt Brawner							
1958-59	14	10	.583	1,696	1,624	Hoyt Brawner							
1959-60	13	11	.542	1,739	1,719	Hoyt Brawner							
1960-61	12	14	.462	1,651	1,748	Hoyt Brawner							
1961-62	8	17	.320	1,693	1,895	Hoyt Brawner							
1962-63	6	19	.240	1,629	1,761	Troy Bledsoe							
1963-64	6	20	.231	1,549	1,696	Troy Bledsoe							
1964-65	11	14	.440	1,877	1,905	Troy Bledsoe							
1965-66	14	11	.560	2,110	2,016	Troy Bledsoe							
1966-67	13	12	.520	1,979	1,872	Troy Bledsoe							
1967-68	11	14	.440	2,110	2,148	Troy Bledsoe							

Year	W	L	Pct.	Pts.	Opp.	Coach
1968-69	2	24	.077	2,089	2,428	Stan Albeck
1969-70	13	11	.542	1,729	1,640	Stan Albeck
1970-71	17	9	.654	1,975	1,821	Jim Karabetos
1971-72	11	15	.423	1,879	1,981	Jim Karabetos

PIONEERS AT HOME

Site	Games	Won	Lost	Pct.
Other sites (Prior to 1911)	8	5	3	.625
DU Gymnasium (1911-48)	238	129	109	.542
City Auditorium (1921-77)	74	36	38	.486
DU Fieldhouse (1948-99)	532	371	161	.697
DU Arena (1949-53)	60	34	26	.567
Cherry Creek High (1973-74)	8	5	3	.625
Regis Fieldhouse (1973-90)	15	14	1	.933
Hamilton Gymnasium (2002-07, 2017)	17	12	5	.705
Magness Arena (1999-Present)	250	169	81	.676
Totals	1,202	775	427	.644

The Pioneers had a 79-game home winning streak that began during the 1979-80 season and ended during the 1984-85 season. Four of the wins were "home" games played in the Regis Fieldhouse.

Last loss before streak: Feb. 11, 1980: U.S. International 66, Denver 63

Start of streak: Feb. 12, 1980: Denver 84, Northern Colorado 68

Last win of streak: Jan. 5, 1985: Denver 59, Metro State 57

End of streak: Jan. 8, 1985: Northern Colorado 67, Denver 64



SEASON-BY-SEASON STATISTICS

Season	G	FG-FGA	Pct.	3P-3PA	Pct.	FT-FTA	Pct.	Reb.	Avg.	PF	A	Blk.	Stl.	Pts.	Avg.
2017-18	30	803-1699	.473	211-527	.400	375-540	.694	1108	36.9	562	452	72	129	2192	73.1
Opponents	30	746-1720	.434	250-747	.335	447-618	.723	929	31.0	555	330	87	199	2189	73.0
2016-17	30	811-1684	.482	223-555	.402	428-583	.734	1058	35.3	603	452	64	150	2275	75.8
Opponents	30	756-1700	.445	236-659	.358	491-664	.739	933	31.1	587	349	101	206	2239	74.6
2015-16	31	689-1449	.476	235-613	.383	408-530	.770	781	25.2	595	443	71	198	2021	65.2
Opponents	31	672-1479	.454	193-520	.371	487-642	.759	945	30.5	549	366	87	177	2024	65.3
2014-15	30	657-1369	.480	224-589	.380	327-427	.766	717	23.9	611	457	55	179	1865	62.2
Opponents	30	629-1328	.474	147-396	.371	485-680	.713	859	28.6	478	305	66	156	1890	63.0
2013-14	31	711-1535	.463	253-654	.387	369-520	.710	808	26.1	620	466	102	217	2044	65.9
Opponents	31	688-1437	.479	145-416	.349	478-695	.688	972	31.4	500	347	88	159	1999	64.5
2012-13	32	739-1540	.480	252-672	.375	346-481	.719	802	25.1	557	516	145	288	2076	64.9
Opponents	32	623-1442	.432	117-353	.331	427-591	.723	995	31.1	473	276	75	154	1790	55.9
2011-12	31	728-1494	.487	255-641	.398	401-526	.762	820	26.5	564	484	137	223	2112	68.1
Opponents	31	649-1486	.437	139-383	.363	439-604	.727	944	30.5	505	264	95	154	1876	60.5
2010-11	30	601-1324	.454	232-578	.401	366-505	.725	718	23.9	653	397	106	166	1800	60.0
Opponents	30	577-1264	.456	119-291	.409	544-787	.691	890	29.7	551	231	87	161	1817	60.6
2009-10	32	689-1406	.490	251-635	.395	450-630	.714	768	24.0	697	465	97	181	2079	65.0
Opponents	32	645-1403	.460	132-348	.379	590-838	.704	953	29.8	612	257	84	167	2012	62.9
2008-09	31	642-1339	.479	243-645	.377	357-484	.738	739	23.8	645	422	63	160	1884	60.8
Opponents	31	626-1397	.448	128-401	.319	492-689	.714	919	29.6	558	323	78	184	1872	60.4
2007-08	30	568-1229	.462	189-543	.348	373-489	.763	719	24.0	533	378	102	190	1698	56.6
Opponents	30	640-1399	.457	140-398	.352	391-564	.693	853	28.4	490	320	73	203	1811	60.4
2006-07	29	627-1572	.399	211-600	.352	390-540	.722	940	32.4	495	348	41	140	1855	64.0
Opponents	29	820-1748	.469	234-577	.406	320-496	.645	1107	38.2	539	445	89	212	2194	75.7
2005-06	31	723-1639	.444	177-490	.361	437-583	.750	1086	35.0	475	412	129	151	2060	66.5
Opponents	31	767-1871	.410	184-596	.309	327-462	.708	1078	34.8	550	385	97	212	2045	66.0
2004-05	31	824-1735	.475	197-524	.376	421-602	.699	1030	33.2	491	485	152	230	2266	73.1
Opponents	31	785-1843	.426	175-506	.346	331-490	.676	1119	36.1	539	391	107	203	2076	67.0
2003-04	27	656-1518	.432	185-492	.376	380-553	.687	960	35.6	508	383	95	185	1877	69.5
Opponents	27	680-1544	.440	168-450	.376	350-511	.685	965	35.7	493	344	82	155	1879	69.6
2002-03	32	778-1909	.408	249-720	.346	463-636	.728	1184	37.0	614	461	53	230	2268	70.9
Opponents	32	808-1780	.454	173-519	.333	421-623	.676	1140	35.6	590	400	107	197	2210	69.1
2001-02	28	681-1561	.436	162-428	.379	296-423	.700	865	30.9	527	374	46	177	1820	65.0
Opponents	28	694-1460	.475	169-445	.380	401-582	.689	956	34.1	435	384	72	167	1958	69.9
2000-01	28	701-1664	.421	163-497	.328	323-540	.598	1086	38.8	526	359	71	185	1888	67.4
Opponents	28	716-1659	.432	173-470	.368	373-568	.657	1041	37.2	518	398	107	226	1978	70.6
1999-00	28	604-1734	.369	204-650	.314	366-566	.647	999	35.7	512	372	78	148	1850	66.1
Opponents	28	801-1669	.480	170-425	.400	387-579	.668	1161	41.5	518	486	104	190	2159	77.1
1998-99	27	709-1691	.419	194-568	.342	376-515	.730	1022	37.9	440	407	102	129	1988	73.6
Opponents	27	810-1771	.457	171-485	.353	356-536	.668	1106	41.0	478	439	90	204	2149	79.6
1997-98	27	617-1553	.397	205-597	.343	377-534	.706	960	35.6	519	352	107	178	1816	67.3
Opponents	27	697-1643	.424	189-469	.403	467-667	.700	1121	41.5	469	357	84	202	2050	75.9
1996-97	26	731-1547	.473	151-439	.344	438-631	.694	986	37.9	513	474	75	199	2051	78.9
Opponents	26	711-1583	.449	198-537	.369	459-641	.716	898	34.5	510	407	55	259	2079	80.0
1995-96	29	828-1696	.488	214-570	.375	571-760	.751	1150	39.7	571	530	70	224	2441	84.2
Opponents	29	784-1811	.433	221-618	.358	406-638	.636	1010	34.8	590	404	67	258	2195	75.7
1994-95	28	825-1739	.474	185-508	.364	496-725	.684	1053	37.6	668	481	69	274	2331	83.3
Opponents	28	710-1606	.442	204-592	.345	588-822	.715	1030	36.8	626	364	86	231	2212	79.0
1993-94	30	848-1804	.470	152-422	.360	529-812	.651	1208	40.3	650	456	82	240	2377	79.2
Opponents	30	775-1832	.423	247-696	.355	568-866	.656	1150	38.3	667	462	87	298	2365	78.8
1992-93	26	729-1623	.449	206-505	.408	474-712	.666	1047	40.3	608	360	70	171	2138	82.2
Opponents	26	648-1549	.418	174-436	.399	543-791	.686	1021	39.3	585	324	50	166	2013	77.4
1991-92	32	881-1881	.468	165-436	.378	665-881	.755	1209	37.8	570	462	157	204	2592	81.0
Opponents	32	873-2026	.431	192-530	.362	450-654	.688	1145	35.8	691	399	73	236	2388	74.6
1990-91	29	909-1960	.464	196-479	.409	569-795	.716	1217	42.0	562	505	--	--	2583	89.1
Opponents	29	808-1923	.420	205-495	.414	437-665	.657	1058	36.5	933	415	--	--	2258	77.9
1989-90	23	660-1382	.478	145-339	.363	362-498	.727	854	37.1	466	353	86	183	1835	79.8
Opponents	23	649-1431	.454	155-392	.395	391-582	.672	834	36.3	432	385	49	205	1844	80.2
1988-89	30	822-1756	.468	187-455	.411	527-736	.716	1127	37.6	550	447	--	--	2359	78.6
Opponents	30	867-1911	.454	217-493	.440	426-641	.665	1118	37.3	605	441	--	--	2379	79.3
1987-88	28	869-1779	.488	106-279	.380	509-725	.702	1182	42.2	593	466	139	260	2353	84.0
Opponents	28	732-1696	.432	165-422	.391	495-729	.679	1032	36.9	579	396	72	200	2124	75.9
1986-87	29	772-1582	.488	79-184	.429	507-765	.663	1077	37.1	501	424	113	309	2130	73.4
Opponents	29	691-1709	.404	143-398	.359	319-517	.617	1053	36.3	601	373	66	205	1844	63.6
1985-86	29	714-1572	.454	--	--	398-564	.706	962	33.2	463	418	51	217	1826	63.0
Opponents	29	771-1687	.457	--	--	296-439	.674	978	33.7	535	442	47	191	1838	63.4
1984-85	27	643-1313	.490	--	--	367-548	.670	820	30.4	436	394	55	138	1655	61.3
Opponents	27	699-1424	.491	--	--	288-414	.696	777	28.8	508	412	72	148	1688	62.5
1983-84	32	856-1622	.528	--	--	513-720	.713	1048	32.8	443	603	59	205	2225	69.5
Opponents	32	816-1749	.467	--	--	237-355	.668	890	27.8	652	485	62	181	1869	58.4
1982-83	28	749-1483	.505	--	--	407-571	.715	933	33.3	513	474	41	209	1906	68.1
Opponents	28	734-1524	.482	--	--	332-479	.693	845	30.2	535	399	51	169	1801	64.3
1981-82	29	781-1466	.533	--	--	375-563	.666	922	34.2	493	505	85	207	1937	66.8
Opponents	29	644-1474	.437	--	--	329-493	.667	824	28.4	570	386	50	192	1617	55.8
1980-81	29	870-1693	.514	--	--	382-567	.674	1121	38.6	569	531	110	264	2122	73.2
Opponents	29	696-1606	.433	--	--	376-541	.695	902	31.1	568	399	52	195	1768	61.0
1979-80	29	907-1839	.493	--	--	357-561	.636	1156	40.0	526	474	87	190	2171	74.9
Opponents	29	785-1786	.440	--	--	369-552	.668	1053	36.3	558	395	42	186	1939	66.9
1978-79	27	835-1803	.463	--	--	427-585	.730	1125	41.7	551	432	67	199	2097	77.7
Opponents	27	834-1830	.456	--	--	381-557	.684	1173	43.4	552	451	93	161	2049	75.9

SEASON-BY-SEASON STATISTICS

1977-78	27	868-1847	.470	--	--	389-539	.722	1145	42.4	542	533	183	67	2125	78.7
Opponents	27	865-1711	.506	--	--	452-651	.694	1110	41.1	554	525	135	71	2182	80.8
1976-77	27	894-1898	.471	--	--	384-552	.695	1180	43.7	615	453	--	--	2172	80.4
Opponents	27	888-1867	.475	--	--	452-654	.691	1149	42.6	539	383	--	--	2228	82.5
1975-76	27	974-2046	.476	--	--	452-604	.748	1324	49.0	544	486	--	--	2400	88.9
Opponents	27	987-2132	.462	--	--	367-551	.666	1229	45.5	598	462	--	--	2341	86.7
1974-75	26	798-1834	.435	--	--	406-562	.722	1178	44.5	577	--	--	--	2002	77.0
Opponents	26	855-1885	.453	--	--	413-619	.667	1220	46.9	446	--	--	--	2123	81.7
1973-74	26	886-1927	.460	--	--	311-410	.759	1077	41.4	464	--	--	--	2083	80.1
Opponents	26	928-2053	.452	--	--	319-466	.685	1287	49.5	460	--	--	--	2175	83.7
1972-73	26	900-1875	.480	--	--	377-542	.696	1287	49.5	416	--	--	--	2177	83.7
Opponents	26	895-2093	.426	--	--	252-373	.676	1317	45.0	511	--	--	--	2042	78.5
1971-72	26	714-1594	.448	--	--	451-632	.714	1108	42.6	469	--	--	--	1879	72.2
Opponents	26	781-1741	.448	--	--	439-609	.721	1084	41.6	470	--	--	--	1981	76.4
1970-71	26	756-1626	.465	--	--	463-688	.673	1184	45.4	447	--	--	--	1975	75.9
Opponents	26	727-1664	.435	--	--	367-556	.660	1047	40.3	515	--	--	--	1821	70.0
1969-70	24	647-1515	.427	--	--	435-643	.677	1003	41.8	457	--	--	--	1729	72.0
Opponents	24	616-1334	.462	--	--	408-649	.629	1002	41.7	468	--	--	--	1640	68.3
1968-69	26	807-2069	.390	--	--	405-625	.648	1277	49.1	534	--	--	--	2019	77.7
Opponents	26	922-1992	.463	--	--	490-744	.659	1529	58.8	470	--	--	--	2334	89.8
1967-68	25	820-1849	.443	--	--	470-698	.673	1306	52.2	511	--	--	--	2110	84.4
Opponents	26	819-1933	.419	--	--	510-712	.716	1267	50.7	524	--	--	--	2148	85.5
1966-67	25	774-1630	.475	--	--	426-602	.708	1193	47.7	463	--	--	--	1974	79.0
Opponents	25	742-1805	.411	--	--	393-559	.704	1068	42.7	490	--	--	--	1877	75.1
1965-66	25	787-1725	.457	--	--	536-738	.726	1276	51.0	447	--	--	--	2110	84.4
Opponents	25	809-1945	.415	--	--	398-582	.684	1174	46.9	544	--	--	--	2016	80.6
1964-65	25	708-1693	.419	--	--	461-664	.694	1128	45.6	455	--	--	--	1877	75.1
Opponents	25	736-1676	.434	--	--	431-604	.604	1113	46.2	510	--	--	--	1905	76.2
1963-64	22	488-1247	.391	--	--	353-516	.684	909	41.3	383	--	--	--	1329	60.4
Opponents	22	542-1275	.425	--	--	360-512	.703	898	40.8	406	--	--	--	1444	65.6
1962-63	25	645-1596	.404	--	--	335-534	.627	1038	41.5	487	--	--	--	1625	65.0
Opponents	25	648-1488	.435	--	--	470-661	.711	1143	45.7	418	--	--	--	1766	70.6
1961-62	25	657-1652	.398	--	--	379-618	.613	1184	47.4	480	--	--	--	1693	67.7
Opponents	25	728-1759	.414	--	--	439-654	.671	1296	51.8	551	--	--	--	1895	75.8
1960-61	26	624-1588	.393	--	--	405-650	.620	1227	47.2	465	--	--	--	1651	63.5
Opponents	26	650-1688	.385	--	--	448-675	.664	1249	48.0	482	--	--	--	1748	67.2
1959-60	24	656-1682	.390	--	--	427-674	.634	1322	55.1	468	--	--	--	1739	72.5
Opponents	24	636-1703	.373	--	--	447-669	.668	1240	51.7	480	--	--	--	1719	71.6
1958-59	24	628-1743	.361	--	--	440-673	.654	1417	59.0	471	--	--	--	1696	70.7
Opponents	24	580-1704	.340	--	--	464-681	.681	1272	53.0	446	--	--	--	1624	67.7
1957-58	25	637-1700	.375	--	--	372-619	.601	1174	47.0	456	--	--	--	1646	65.8
Opponents	25	554-1591	.348	--	--	440-632	.696	1091	43.6	456	--	--	--	1548	61.9
1956-57	23	553-1600	.346	--	--	399-647	.615	1210	52.6	314	--	--	--	1505	65.4
Opponents	23	561-1603	.350	--	--	363-543	.668	1013	44.0	398	--	--	--	1485	64.6
1955-56	25	666-1830	.364	--	--	421-718	.586	1406	56.2	439	--	--	--	1753	70.1
Opponents	25	664-1876	.354	--	--	438-708	.619	1222	48.9	437	--	--	--	1766	70.6
1954-55	23	573-1646	.348	--	--	440-751	.586	1126	49.0	406	--	--	--	1586	69.0
Opponents	23	624-1890	.330	--	--	424-677	.627	1080	47.0	442	--	--	--	1672	72.5
1953-54	27	551-1714	.322	--	--	422-708	.596	948	35.1	533	--	--	--	1524	56.4
Opponents	27	603-1852	.326	--	--	530-795	.667	933	34.5	458	--	--	--	1736	64.3
1952-53	25	533-1587	.336	--	--	457-734	.323	978	39.1	559	--	--	--	1523	60.9
Opponents	25	527-1669	.316	--	--	557-884	.630	969	38.8	482	--	--	--	1605	64.2
1951-52	26	566-1650	.343	--	--	375-622	.600	1011	38.9	614	157	--	--	1507	57.9
Opponents	26	540-1794	.306	--	--	439-700	.627	1034	39.8	586	114	--	--	1519	58.4
1950-51	30	603-1952	.309	--	--	470-738	.629	845	28.8	726	288	--	--	1676	55.9
Opponents	30	605	--	--	--	505-750	.673	--	--	663	--	--	--	1715	57.2
1949-50	31	601	--	--	--	466-775	.601	--	--	609	--	--	--	1668	53.8
Opponents	31	590	--	--	--	455-723	.629	--	--	646	--	--	--	1635	52.7
1948-49	33	619	--	--	--	505-733	.689	--	--	666	--	--	--	1743	52.8
Opponents	33	642	--	--	--	454-729	.620	--	--	675	--	--	--	1738	52.1
1947-48	26	579	--	--	--	326	--	--	--	576	--	--	--	1484	57.1
Opponents	26	494	--	--	--	406	--	--	--	491	--	--	--	1394	53.6
1946-47	26	507	--	--	--	291	--	--	--	458	--	--	--	1305	50.2
Opponents	26	481	--	--	--	279	--	--	--	458	--	--	--	1241	47.7
1945-46	24	424	--	--	--	253	--	--	--	351	--	--	--	1101	45.9
Opponents	24	507	--	--	--	231	--	--	--	372	--	--	--	1245	51.9
1944-45	23	401	--	--	--	205	--	--	--	319	--	--	--	1007	43.8
Opponents	23	499	--	--	--	228	--	--	--	324	--	--	--	1226	53.3
1943-44	24	250	--	--	--	116	--	--	--	248	--	--	--	892	37.2
Opponents	24	324	--	--	--	157	--	--	--	198	--	--	--	1159	48.3
1942-43	27	529	--	--	--	280	--	--	--	415	--	--	--	1338	49.6
Opponents	27	453	--	--	--	262	--	--	--	387	--	--	--	1168	43.3
1941-42	20	269	--	--	--	136	--	--	--	242	--	--	--	700	35.0
Opponents	20	322	--	--	--	172	--	--	--	240	--	--	--	853	42.7
1940-41	17	237	--	--	--	170	--	--	--	243	--	--	--	644	37.9
Opponents	17	256	--	--	--	167	--	--	--	258	--	--	--	679	39.9
1939-40	21	347	--	--	--	202	--	--	--	324	--	--	--	907	43.2
Opponents	21	372	--	--	--	224	--	--	--	277	--	--	--	959	45.7
1938-39	18	258	--	--	--	187	--	--	--	218	--	--	--	703	39.1
Opponents	18	362	--	--	--	153	--	--	--	260	--	--	--	877	48.7



SEASON-BY-SEASON STATISTICS

1937-38	18	261	--	--	--	186	--	--	--	263	--	--	--	708	39.3
Opponents	18	366	--	--	--	190	--	--	--	250	--	--	--	922	51.2

SEASON-BY-SEASON LEADERS

POINTS				REBOUNDS				FIELD GOAL PERCENTAGE (Minimum 150 Atts)					
Year	Player	G	Pts.	Year	Player	G	No.	RPG	Year	Player	FG	FGA	Pct.
2017-18	Joe Rosga	30	483	2017-18	Daniel Amigo	30	201	6.7	2017-18	Daniel Amigo	189	363	.521
2016-17	Daniel Amigo	30	464	2016-17	Daniel Amigo	30	213	7.1	2016-17	Daniel Amigo	182	340	.535
2015-16	Joe Rosga	29	367	2015-16	Marcus Byrd	31	117	3.8	2015-16	Nate Engesser	117	226	.518
2014-15	Brett Olson	30	418	2014-15	Cam Griffin	28	172	6.1	2014-15	Cam Griffin	109	201	.542
2013-14	Brett Olson	31	448	2013-14	Cam Griffin	31	179	5.8	2013-14	Chris Udofia	137	276	.496
2012-13	Chris Udofia	32	424	2012-13	Royce O'Neale	32	177	5.5	2012-13	Jalen Love	86	163	.528
2011-12	Brian Stafford	31	448	2011-12	Royce O'Neale	31	181	5.8	2011-12	Chris Udofia	165	309	.534
	Chris Udofia	31	448	2010-11	Chase Hallam	30	136	4.5	2010-11	Chris Udofia	87	175	.497
2010-11	Brian Stafford	30	388	2009-10	Nate Rohnert	32	182	5.7	2009-10	Chase Hallam	112	212	.528
2009-10	Nate Rohnert	32	464	2008-09	Rob Lewis	31	170	5.5	2008-09	Rob Lewis	138	250	.552
2008-09	Nate Rohnert	31	473	2007-08	Rob Lewis	30	133	4.4	2007-08	Rob Lewis	91	178	.511
2007-08	Adam Tanner	30	324	2006-07	Antonio Porch	29	157	5.4	2006-07	Tyler Bullock	110	247	.445
2006-07	DaShawn Walker	27	403	2005-06	Yemi Nicholson	31	339	10.9	2005-06	Yemi Nicholson	238	395	.603
2005-06	Yemi Nicholson	31	616	2004-05	Yemi Nicholson	31	261	8.4	2004-05	Yemi Nicholson	235	400	.588
2004-05	Yemi Nicholson	31	561	2003-04	Brett Starkey	27	193	7.1	2003-04	Yemi Nicholson	78	154	.506
2003-04	Erik Benzel	27	389	2002-03	Brett Starkey	32	311	9.7	2002-03	Brett Starkey	142	284	.500
2002-03	B.J. Pratt	32	512	2001-02	Sherman Rochell	28	168	6.0	2001-02	Wahhab Carter	143	270	.530
2001-02	B.J. Pratt	28	388		Wahhab Carter	28	168	6.0	2000-01	Steve Simmons	91	163	.558
2000-01	B.J. Pratt	28	453	2000-01	Steve Simmons	27	244	9.0	1999-00	Wahhab Carter	171	429	.399
1999-00	Wahhab Carter	27	471	1999-00	Wahhab Carter	27	203	7.5	1998-99	Eric Dow	158	314	.503
1998-99	Arthur Ireland	27	462	1998-99	Eric Dow	27	276	10.2	1997-98	Eric Dow	120	228	.526
1997-98	Russell Martin	27	439	1997-98	Eric Dow	27	196	7.2	1996-97	Doug Price	200	349	.573
1996-97	Doug Price	26	537	1996-97	Doug Price	26	193	7.4	1995-96	Doug Price	152	251	.606
1995-96	Ashley Day	28	591	1995-96	Ashley Day	28	176	6.3	1994-95	Stacy Lincoln	96	169	.568
1994-95	Ashley Day	28	457	1994-95	Doug Price	28	176	6.3	1993-94	Bret Benvenuti	116	213	.545
1993-94	Lars Van Etten	30	511	1994-95	Ashley Day	28	195	7.0	1992-93	Doug Price	91	163	.558
1992-93	Mark Ziegler	26	357	1993-94	Doug Price	30	281	9.4	1991-92	Kelly Lively	170	301	.565
1991-92	Alex Sund	32	519	1992-93	Doug Price	26	159	6.1	1990-91	Tim Ray	142	253	.561
1990-91	Alex Sund	27	411	1991-92	Kelly Lively	32	223	7.0	1989-90	Scott Williams	260	501	.519
1989-90	Scott Williams	23	553	1990-91	Alex Sund	27	207	7.7	1988-89	Ricky Oliver	106	184	.576
1988-89	Dave Collignon	30	595	1989-90	Ricky Oliver	23	164	7.1	1987-88	Ira Harge	109	208	.524
1987-88	Peter Faller	28	466	1988-89	Dave Collignon	30	203	6.8	1986-87	Adam Murphy	108	184	.587
1986-87	Peter Faller	28	442	1987-88	Ira Harge	25	202	8.1	1985-86	Stan Adams	144	293	.491
1985-86	Stan Adams	29	354	1986-87	Ira Harge	27	201	7.4	1984-85	Casey Carrabine	132	245	.539
1984-85	Casey Carrabine	24	326	1985-86	Stan Adams	29	209	7.2	1983-84	Greg Rhodes	111	190	.584
	Mark Langkamp	15	221	1984-85	Ty Sherbert	27	161	6.0	1982-83	Doug Wilson	89	166	.536
1983-84	Mark Langkamp	32	627	1983-84	Mark Langkamp	32	234	7.3	1981-82	Dwayne Russell	139	243	.572
1982-83	Mark Langkamp	28	409	1982-83	Mark Langkamp	28	182	6.5	1980-81	Alonzo Weatherly	187	328	.570
1981-82	Dwayne Russell	29	346	1981-82	Dwayne Russell	29	228	7.9	1979-80	Mel Coffman	161	295	.546
	Brian Correll	22	280	1980-81	Dwayne Russell	29	238	8.2	1978-79	Roy Jones	128	242	.529
1980-81	Alonzo Weatherly	29	459	1979-80	Alonzo Weatherly	29	275	9.5	1977-78	Steve Bajema	183	364	.503
1979-80	Alonzo Weatherly	29	673	1978-79	Matt Teahan	26	219	8.4	1976-77	Brad Hunt	110	219	.502
1978-79	Matt Teahan	26	659	1977-78	Steve Bajema	26	218	8.4	1975-76	Greg Champlin	102	191	.534
1977-78	Steve Bajema	26	434	1976-77	Karl Manley	25	176	7.0	1974-75	George Walls	155	318	.487
1976-77	Bob Heaton	27	315	1975-76	Jim Mitchem	27	219	8.1	1973-74	John Johnson	244	479	.509
1975-76	Steve Cribari	27	427	1974-75	George Walls	26	286	11.0	1972-73	George Walls	113	185	.611
1974-75	George Zumbro	26	419	1973-74	John Johnson	26	282	10.8	1971-72	Bob Oliver	90	160	.563
1973-74	John Johnson	26	608	1972-73	John Johnson	26	326	12.5	1970-71	Dave Bustion	199	374	.532
1972-73	Joe Wallace	26	601	1971-72	Dave Bustion	26	336	12.8	1969-70	Willie Cherry	114	246	.467
1971-72	Dave Bustion	26	530	1970-71	Dave Bustion	26	315	12.1	1968-69	Horace Kearney	176	414	.425
1970-71	Dave Bustion	26	508	1969-70	Willie Cherry	24	226	9.4	1967-68	Brian Clare	121	264	.458
1969-70	Al Ford	24	426	1968-69	Al Ford	26	182	7.0	1966-67	Byron Beck	141	256	.551
1968-69	Horace Kearney	24	431	1967-68	Brian Clare	25	278	11.1	1965-66	Byron Beck	171	307	.557
1967-68	Harry Hollines	25	626	1966-67	George Roderick	25	230	9.2	1964-65	Frank Mixon	185	379	.488
1966-67	Harry Hollines	25	621	1965-66	Byron Beck	25	295	11.8	1963-64	Dave Arnold	82	178	.461
1965-66	Harry Hollines	25	632	1964-65	Frank Mixon	24	212	8.8	1962-63	Bill Mumma	91	192	.474
1964-65	Frank Mixon	24	469	1963-64	Jack England	26	244	9.4	1961-62	Bill Mumma	93	199	.467
1963-64	Frank Mixon	25	441	1962-63	Ted Olglesby	25	169	6.8	1960-61	Bill Mumma	83	184	.449
1962-63	Dennis Hodge	25	419	1961-62	Tim Vezie	25	193	7.7	1959-60	Bob Moe	98	201	.488
1961-62	Tim Vezie	25	383	1960-61	Bob Grinstead	26	239	9.2	1958-59	Bob Grinstead	112	288	.390
1960-61	Tim Vezie	25	417	1959-60	Jim Peay	24	332	13.8	1957-58	George DeRoos	99	230	.430
1959-60	Jim Peay	24	425	1958-59	Jim Peay	24	304	12.7	1956-57	Dick Brott	165	415	.398
1958-59	Jim Peay	24	261	1957-58	Jim Peay	25	279	11.2	1955-56	Jim Peay	100	238	.420
1957-58	Jerry Cole	25	344	1956-57	Dick Brott	23	425	18.5	1954-55	Dick Brott	163	423	.385
1956-57	Dick Brott	23	442	1955-56	Dick Brott	25	296	11.8	1953-54	Keith Patton	107	278	.385
1955-56	Jim Powell	21	311	1954-55	Dick Brott	23	346	15.0	1952-53	Glenn Buse	74	196	.378
1954-55	Dick Brott	23	436	1953-54	Tom Rhone	26	193	7.4	1951-52	Keith Patton	93	198	.463
1953-54	Keith Patton	26	320	1952-53	Tom Rhone	25	204	8.2	1950-51	Dale Toft	142	372	.382
1952-53	Keith Patton	25	283	1951-52	Keith Patton	26	148	5.7					
	Tom Rhone	25	283	1950-51	Dale Toft	30	246	8.2					
1951-52	Dale Toft	14	188										
1950-51	Dale Toft	30	419										
1949-50	Dale Toft	29	438										
1948-49	Vince Boryla	33	624										



SEASON-BY-SEASON LEADERS

FREE-THROW PERCENTAGE (Minimum 75 Atts)

Year	Player	FT	FTA	Pct.
2017-18	Joe Rosga	100	111	.901
2016-17	Joe Rosga	82	96	.854
2015-16	Joe Rosga	100	113	.885
2014-15	Brett Olson	73	87	.839
2013-14	Brett Olson	92	102	.902
2012-13	Royce O'Neale	93	122	.762
2011-12	Royce O'Neale	83	96	.865
2010-11	Brian Stafford	90	106	.849
2009-10	Brian Stafford	78	100	.780
2008-09	Rob Lewis	96	120	.800
2007-08	Adam Tanner	96	123	.780
2006-07	Antonio Porch	74	89	.831
2005-06	DeShawn Walker	62	76	.816
2004-05	Antonio Porch	114	133	.857
2003-04	Carvell McAlister	71	88	.807
2002-03	B.J. Pratt	114	132	.864
2001-02	Sherman Rochell	77	104	.740
2000-01	B.J. Pratt	82	101	.812
1999-00	B.J. Pratt	70	87	.805
1998-99	Arthur Ireland	107	138	.775
1997-98	Victor Allen	71	92	.772
1996-97	Doug Price	134	184	.728
1995-96	Pete Hefty	74	88	.841
1994-95	Pete Hefty	66	82	.805
1993-94	Lars Van Etten	80	105	.762
1992-93	Mark Ziegler	57	77	.740
1991-92	Kelly Lively	102	127	.803
1990-91	Pat Boyle	74	97	.763
1989-90	Tim Ray	63	79	.797
1988-89	Tim Ray	91	119	.765
1987-88	Peter Faller	144	170	.847
1986-87	Peter Faller	139	168	.827
1985-86	Peter Faller	83	104	.798
1984-85	Peter Faller	80	98	.816
1983-84	Mark Langkamp	155	200	.775
1982-83	Mark Langkamp	131	153	.856
1981-82	Doug Wilson	69	91	.758
1980-81	Alonzo Weatherly	85	139	.612
1979-80	Tom Jorgenson	85	115	.739
1978-79	Matt Teahan	123	146	.842
1977-78	Matt Teahan	66	77	.857
1976-77	Jim Ranson	72	91	.791
1975-76	Jim Ranson	69	86	.802
1974-75	George Zumbro	99	116	.853
1973-74	John Johnson	120	140	.857
1972-73	John Johnson	108	121	.893
1971-72	Joe Wallace	113	148	.764
1970-71	Willie Cherry	102	134	.761
1969-70	Willie Cherry	90	118	.763
1968-69	Moses Brewer	66	95	.674
1967-68	Brian Clare	83	108	.796
1966-67	Harry Hollines	147	179	.821
1965-66	Harry Hollines	166	203	.817
1964-65	Frank Mixon	99	122	.812
1963-64	Frank Mixon	99	131	.756
1962-63	Dennis Hodge	75	108	.694
1961-62	Ted Oglesby	54	76	.711
1960-61	Tim Vezie	93	145	.641
1959-60	Jerry Cole	108	151	.715
1958-59	Doug Campbell	61	83	.735
1957-58	Jerry Cole	74	115	.643
1956-57	Jim Peay	68	111	.613
1955-56	Ernest Uthgenannt	51	81	.629
1954-55	Dale McCallum	58	82	.707
1953-54	Keith Patton	69	95	.726
1952-53	Tom Rhone	88	115	.766
1951-52	Dale Toft	68	98	.673
1950-51	Dale Toft	135	195	.692
1949-50	Dale Toft	146	222	.658
1948-49	Vince Boryla	200	253	.781

THREE-POINT PERCENTAGE (Minimum 50 Atts)

Year	Player	3FG	FGA	Pct.
2017-18	Joe Rosga	73	166	.440
2016-17	Joe Rosga	74	167	.443

Year	Player	G	No.	Avg.
2015-16	Nate Engesser	54	126	.429
2014-15	Marcus Byrd	50	112	.446
2013-14	Bryant Rucker	31	69	.449
2012-13	Brett Olson	76	175	.434
2011-12	Brett Olson	54	117	.462
2010-11	Tyler Thalken	24	50	.480
2009-10	Chase Hallam	56	91	.495
2008-09	Andrew Hooper	62	133	.466
2007-08	Kyle Lewis	46	115	.400
2006-07	Alex Cox	37	90	.411
2005-06	DeShawn Walker	72	185	.389
2004-05	Erik Benzel	101	236	.428
2003-04	Erik Benzel	97	230	.422
2002-03	Erik Benzel	80	204	.392
2001-02	Ryan Goral	25	54	.463
2000-01	B.J. Pratt	75	189	.397
1999-00	Ty Church	30	86	.349
1998-99	Eric Dow	28	64	.438
1997-98	Victor Allen	52	147	.354
1996-97	Russell Martin	62	152	.408
1995-96	Chris Morley	49	126	.389
1994-95	Pete Hefty	34	80	.425
1993-94	Lars Van Etten	73	178	.410
1992-93	Chris Morley	30	61	.492
1991-92	Mark Ziegler	71	178	.399
1990-91	Dave Chavlovich	62	120	.517
1989-90	Scott Williams	68	167	.407
1988-89	Dave Chavlovich	54	109	.495
1987-88	Peter Faller	24	62	.387
1986-87	Joe Fisher	55	131	.420

ASSISTS

Year	Player	G	No.	Avg.
2017-18	Joe Rosga	30	88	2.9
2016-17	Jake Pemberton	30	131	4.4
2015-16	Jake Pemberton	31	84	2.7
2014-15	Brett Olson	30	90	3.0
2013-14	Chris Udofia	31	122	3.9
2012-13	Royce O'Neale	32	111	3.5
2011-12	Chris Udofia	31	82	2.6
2010-11	Travis Hallam	30	81	2.7
2009-10	Nate Rohnert	32	123	3.8
2008-09	Nate Rohnert	31	146	4.7
2007-08	Adam Tanner	30	86	2.9
2006-07	Alex Cox	29	83	2.9
2005-06	Steve Wetrich	31	111	3.6
2004-05	Rodney Billups	31	199	6.4
2003-04	Rodney Billups	27	134	5.0
2002-03	Dusty Wadlington	32	121	3.8
2001-02	Leslie Richardson II	26	83	3.2
2000-01	Sherman Rochell	28	110	3.9
1999-00	Ty Church	28	166	5.9
1998-99	Ty Church	27	138	5.1
1997-98	Norman Daniels	27	106	3.9
1996-97	Josh Austin	26	128	4.9
1995-96	Pete Hefty	29	134	4.6
1994-95	Pete Hefty	28	100	3.6
1993-94	Andre Guzman	30	94	3.1
1992-93	Tony Simms	26	87	3.3
1991-92	Derrick Fuller	29	132	4.6
1990-91	Derrick Fuller	29	138	4.8
1989-90	Dave Chavlovich	28	96	3.4
1988-89	Dave Chavlovich	30	112	3.7
1987-88	Peter Faller	28	150	5.4
1986-87	Peter Faller	28	130	4.6
1985-86	Peter Faller	29	90	3.1
1984-85	Peter Faller	27	85	3.1
1983-84	Doug Wilson	32	169	5.3
1982-83	Doug Wilson	28	158	5.6
1981-82	Doug Wilson	29	162	5.6
1980-81	Mike Gallagher	22	199	9.0
1979-80	Tom Jorgenson	29	224	7.7
1978-79	Tom Jorgenson	26	202	7.8
1977-78	Mike Gallagher	26	88	3.4
1976-77	Jim Ranson	27	116	4.3
1975-76	Steve Cribari	27	157	5.8

BLOCKED SHOTS

Year	Player	G	No.	Avg.
2017-18	Daniel Amigo	30	22	0.7
2016-17	Daniel Amigo	30	18	0.6
2015-16	Marcus Byrd	31	21	0.7
2014-15	Daniel Amigo	15	11	0.7
2013-14	Chris Udofia	31	70	2.3
2012-13	Chris Udofia	32	75	2.3
2011-12	Chris Udofia	31	72	2.3
2010-11	Chris Udofia	30	39	1.3
2009-10	Justin Coughlin	32	30	0.9
2008-09	Justin Coughlin	27	19	0.7
2007-08	Xander McNally	30	28	0.9
2006-07	Antonio Porch	29	14	0.5
2005-06	Yemi Nicholson	31	88	2.8
2004-05	Yemi Nicholson	31	92	2.9
2003-04	Yemi Nicholson	25	30	1.2
2002-03	Zeljko Zupic	32	15	0.5
2001-02	Sherman Rochell	28	13	0.5
2000-01	Steve Simmons	27	25	0.9
1999-00	Steve Simmons	27	33	1.2
1998-99	Eric Dow	27	66	2.4
1997-98	Adam McCanna	27	53	2.0
1996-97	Adam McCanna	26	19	0.7
1995-96	Doug Price	28	23	0.8
1994-95	Stacy Lincoln	27	27	1.0
1993-94	Adam McCanna	29	23	0.8
1992-93	Alex Sund	21	29	1.4
1991-92	Kelly Lively	32	93	2.9
1990-91	Alex Sund	27	32	1.2
1989-90	Ricky Oliver	28	34	1.2
1988-89	Ricky Oliver	30	41	1.4
1987-88	Ira Harge	25	65	2.6
1986-87	Ira Harge	27	63	2.3
1985-86	Adam Murphy	27	17	0.6
1984-85	Adam Murphy	27	15	0.6
1983-84	Mark Langkamp	32	31	1.0
1982-83	Mark Langkamp	28	23	0.8
1981-82	Dwayne Russell	29	52	1.8
1980-81	Dwayne Russell	29	46	1.6
1979-80	Dwayne Russell	27	32	1.2
1978-79	Jim Coffman	27	26	1.0
1977-78	Steve Bajema	26	13	0.5

STEALS

Year	Player	G	No.	Avg.
2017-18	Jake Pemberton	30	38	1.3
2016-17	Jake Pemberton	30	43	1.4
2015-16	Jake Pemberton	31	45	1.5
2014-15	Cam Griffin	28	48	1.7
2013-14	Chris Udofia	31	46	1.5
2012-13	Chase Hallam	32	67	2.1
2011-12	Chase Hallam	31	44	1.6
2010-11	Chase Hallam	30	47	1.6
2009-10	Chase Hallam	32	43	1.3
2008-09	Nate Rohnert	31	40	1.3
2007-08	Xander McNally	30	66	2.2
2006-07	Tyler Bullock	29	34	1.2
2005-06	Yemi Nicholson	31	29	0.9
2004-05	Rodney Billups	31	58	1.9
2003-04	Rodney Billups	27	50	1.9
2002-03	Rodney Billups	32	46	1.4
2001-02	Erik Benzel	28	35	1.3
2000-01	Sherman Rochell	28	35	1.3
1999-00	Kevin Overton	28	31	1.1
1998-99	Eric Dow	27	29	1.1
	Arthur Ireland	27	29	1.1
1997-98	Norman Daniels	27	36	1.3
1996-97	Josh Austin	26	54	2.1
1995-96	Ashley Day	28	46	1.6
1994-95	Ashley Day	28	44	1.6
1993-94	Andre Guzman	30	59	2.0
1992-93	Mark Ziegler	26	34	1.3
1991-92	Tony Simms	31	48	1.5
1990-91	Derrick Fuller	29	56	1.9
1989-90	Scott Williams	28	48	1.7
1988-89	Tony Simms	29	44	1.5

SEASON-BY-SEASON LEADERS

	Dave Collignon	30	44	1.5
1987-88	Peter Faller	28	71	2.5
1986-87	Peter Faller	28	70	2.5
1985-86	Peter Faller	29	50	1.7
	Joe Fisher	29	50	1.7
1984-85	Brian Foxhoven	26	34	1.3
1983-84	Doug Wilson	32	44	1.4
1982-83	Doug Wilson	28	48	1.7
1981-82	Doug Wilson	29	42	1.4
1980-81	Mel Coffman	29	71	2.4
1979-80	Tom Jorgensen	29	48	1.7
1978-79	Jim Coffman	27	50	1.9
1977-78	Roy Jones	27	33	1.2



CAREER RECORDS

GAMES PLAYED

1. Brett Olson (2012-15).....	124
Brian Stafford (2009-12).....	124
Chris Udofia (2011-14).....	124
4. Marcus Byrd.....	122
Chase Hallam (2010-13).....	122
6. Travis Hallam (2009-12).....	120
Kyle Lewis (2008-11).....	120
Nate Rohnert (2007-10).....	120
9. Rob Lewis (2008-12).....	118
Justin Coughlin (2009-12).....	118
Erik Benzel (2002-05).....	118
Doug Wilson (1980-83).....	118
13. B.J. Pratt (2000-03).....	116
Doug Price (1992-96).....	116
Mark Ziegler (1988, 90-92).....	116

POINTS PER GAME

1. Harry Hollines (1965-68).....	25.1
2. John Johnson (1972-73).....	22.2
3. Joe Wallace (1971-72).....	20.2
4. Dave Bustion (1971-72).....	19.9
5. Alonzo Weatherly (1979-80).....	19.5
6. Ashley Day (1994-95).....	18.7
7. Dick Brott (1955-57).....	17.1
8. Mark Langkamp (1982-84).....	16.8
9. Horace Kearney (1967-70).....	16.7
10. Doug Price (1992-96).....	15.8

FIELD GOALS MADE

1. Doug Price (1992-96).....	736
2. Harry Hollines (1965-68).....	711
3. Wahhab Carter (1999-02).....	563
4. B.J. Pratt (2000-03).....	561
5. Yemi Nicholson (2004-06).....	551
Chris Udofia (2011-14).....	551
7. Mark Langkamp (1982-84).....	530
8. Jack Hauser (1946-49).....	503
9. Brian Stafford (2009-12).....	501
10. Horace Kearney (1967-70).....	492

FIELD GOALS ATTEMPTED

1. Harry Hollines (1965-68).....	1,597
2. B.J. Pratt (2000-03).....	1,401
3. Wahhab Carter (1999-02).....	1,315
4. Doug Price (1992-96).....	1,189
5. Dennis Hodge (1960-62).....	1,133
6. Jim Peay (1957-59).....	1,125
7. Horace Kearney (1967-70).....	1,121
8. Dick Brott (1955-57).....	1,119
9. Russell Martin (1995-98).....	1,104
10. Erik Benzel (2002-05).....	1,099

FIELD GOAL PERCENTAGE

(minimum 150 made)

1. D.J. Bird Bear (1990-91).....	.628
2. Yemi Nicholson (2004-06).....	.581
3. Doug Price (1992-96).....	.567
4. Alonzo Weatherly (1979-80).....	.563
5. Byron Beck (1966-67).....	.554
Mark Langkamp (1982-84).....	.554
7. Mel Coffman (1979-80).....	.544
8. Casey Carrabine (1983-84).....	.535
9. Rob Lewis (2008-12).....	.523
10. Daniel Amigo.....	.522

3-POINT FIELD GOALS MADE

1. Erik Benzel (2002-05).....	323
2. Brett Olson (2012-15).....	265
B.J. Pratt (2000-03).....	265
4. Brian Stafford (2009-12).....	264

5. Mark Ziegler (1988, 90-92).....	255
6. Chris Morley (1992-95).....	200
7. Russell Martin (1995-98).....	191
8. Joe Rosga (2016-Pres.).....	184
9. Arthur Ireland (1997-00).....	173
10. Marcus Byrd (2012-16).....	163

3-POINT FIELD GOALS ATTEMPTED

1. Erik Benzel (2002-05).....	781
2. B.J. Pratt (2000-03).....	757
3. Mark Ziegler (1988, 90-92).....	621
4. Brian Stafford (2009-12).....	616
5. Brett Olson (2012-15).....	607
6. Russell Martin (1995-98).....	534
7. Arthur Ireland (1997-00).....	518
8. Chris Morley (1992-95).....	497
9. Marcus Byrd (2012-16).....	389
10. Chase Hallam (2010-13).....	382

3-POINT FIELD GOAL PERCENTAGE

(minimum 80 made)

1. Dave Chavlovich (1987-90).....	.540
2. Andrew Hooper (2009-11).....	.441
3. Brett Olson (2012-15).....	.437
4. Joe Rosga (2016-Pres.).....	.430
5. Brian Stafford (2009-12).....	.429
6. Nate Engesser (2013-16).....	.427
7. Thomas Neff (2016-18).....	.426
7. Chase Hallam (2010-13).....	.424
9. Lars Van Etten (1989, 91-93).....	.421
10. Ryan Goral (2001-04).....	.420
Joe Fisher (1985-86).....	.420
Scott Williams (1989).....	.420

FREE THROWS MADE

1. Harry Hollines (1965-68).....	457
2. Peter Faller (1984-87).....	446
3. Doug Price (1992-96).....	409
4. Nate Rohnert (2007-10).....	379
5. Dale Toft (1950-52).....	349
6. Mark Langkamp (1982-84).....	346
7. Chris Udofia (2011-14).....	334
8. Brian Stafford (2009-12).....	320
9. B.J. Pratt (2000-03).....	318
10. Dick Brott (1955-57).....	294

FREE THROWS ATTEMPTED

1. Harry Hollines (1965-68).....	579
2. Doug Price (1992-96).....	574
3. Peter Faller (1984-87).....	540
4. Nate Rohnert (2007-10).....	528
5. Dick Brott (1955-57).....	523
6. Chris Udofia (2011-14).....	515
Dale Toft (1950-52).....	515
8. Mark Langkamp (1982-84).....	436
9. Dave Collignon (1985-88).....	416
Jim Peay (1957-59).....	416
10. Alex Sund (1990-92).....	405

FREE-THROW PERCENTAGE

(minimum 100 made)

1. John Johnson (1972-73).....	.900
2. Brett Olson (2012-15).....	.886
3. Joe Rosga (2016-Present).....	.881
4. Matt Teahan (1977-78).....	.848
5. Pete Hefty (1994-95).....	.833
6. B.J. Pratt (2000-03).....	.832
7. Antonio Porch (2004-07).....	.829
8. Peter Faller (1984-87).....	.826
9. DaShawn Walker (2006-07).....	.816
10. Carvell McAlister (2003-04).....	.815

REBOUNDS

1. Dick Brott (1955-57).....	1,067
2. Brett Starkey (2001-04).....	751
3. Yemi Nicholson (2004-06).....	707
4. Doug Price (1992-96).....	703
Eric Dow (1995-98).....	703
6. Jim Peay (1957-59).....	656
7. Dave Bustion (1971-72).....	651
8. Dwayne Russell (1980-82).....	629
9. Wahhab Carter (1999-02).....	626
10. John Johnson (1972-73).....	608

REBOUNDING AVERAGE

1. Dick Brott (1955-57).....	15.0
2. Dave Bustion (1971-72).....	12.5
3. John Johnson (1972-73).....	11.7
4. Brian Clare (1966-67).....	9.3
5. Alonzo Weatherly (1979-80).....	8.8
6. Yemi Nicholson (2004-06).....	8.1
7. Doug Price (1992-96).....	7.5
Tim Vezie (1960-61).....	7.5
9. Dwayne Russell (1980-82).....	7.3
10. Brett Starkey (2001-04).....	6.8
Eric Dow (1995-98).....	6.8

ASSISTS

1. Doug Wilson (1980-83).....	560
2. Tom Jorgensen (1977-79).....	468
3. Peter Faller (1984-87).....	455
4. Rodney Billups (2003-05).....	418
5. Mike Gallagher (1977-80).....	382
6. Nate Rohnert (2007-10).....	357
7. Chris Udofia (2011-14).....	349
8. Brett Olson (2012-15).....	336
9. Jake Pemberton (2014-18).....	308
10. Josh Austin (1993-96).....	301

STEALS

1. Peter Faller (1984-87).....	221
2. Chase Hallam (2010-13).....	201
3. Doug Wilson (1980-83).....	165
4. Erik Benzel (2002-05).....	163
5. Rodney Billups (2003-05).....	154
6. Andre Guzman (1992-95).....	142
7. Chris Udofia (2011-14).....	141
Cam Griffin (2012-15).....	141
9. Tim Ray (1987-90).....	129
10. Jake Pemberton (2014-18).....	128

BLOCKS

1. Chris Udofia (2011-14).....	256
2. Yemi Nicholson (2004-06).....	210
3. Dwayne Russell (1980-82).....	130
4. Ira Harge (1986-87).....	128
5. Eric Dow (1995-98).....	124
6. Adam McCanna (1993-96).....	96
7. Kelly Lively (1991-92).....	93
8. Ricky Oliver (1985, 87-89).....	91
9. Alex Sund (1990-92).....	90
10. Justin Coughlin (2009-12).....	74

1,000-POINT SCORERS

1. HARRY HOLLINES

1,879 POINTS

Year	G	FG	FGA	3FG	FGA	FT	FTA	Pts.	Avg.
1965-66	25	233	549	0	0	166	203	632	25.3
1966-67	25	237	517	0	0	147	179	621	24.8
1967-68	25	241	531	0	0	144	203	626	25.0
Totals	75	711	1,597	0	0	457	585	1,879	25.1

9. JACK HAUSER

1,375 POINTS

Year	G	FG	FGA	3FG	FGA	FT	FTA	Pts.	Avg.
1945-46	24	140	NA	0	0	99	NA	379	15.8
1946-47	26	141	NA	0	0	67	NA	349	13.4
1947-48	25	143	NA	0	0	81	NA	367	14.7
1948-49	33	79	NA	0	0	122	NA	280	8.5
Totals	108	503	0	0	0	369	0	1,375	12.7

2. DOUG PRICE

1,830 POINTS

Year	G	FG	FGA	3FG	FGA	FT	FTA	Pts.	Avg.
1992-93	26	91	163	0	1	65	105	247	9.5
1993-94	30	181	341	0	0	122	194	484	16.1
1994-95	6	52	85	1	2	35	39	140	23.3
1995-96	28	152	251	0	1	118	157	422	15.1
1996-97	26	200	349	3	7	134	184	537	20.7
Totals	116	676	1,189	4	11	474	679	1,830	15.8

10. ERIK BENZEL

1,369 POINTS

Year	G	FG	FGA	3FG	FGA	FT	FTA	Pts.	Avg.
2001-02	28	68	169	45	111	16	21	197	7.0
2002-03	32	124	316	80	204	29	41	357	11.2
2003-04	27	131	306	97	230	30	39	389	14.4
2004-05	31	137	308	101	236	51	65	426	13.7
TOTALS	118	460	1,099	323	781	126	166	1,369	11.6

3. B.J. PRATT

1,705 POINTS

Year	G	FG	FGA	3FG	FGA	FT	FTA	Pts.	Avg.
1999-00	28	114	327	54	183	70	87	352	12.6
2000-01	28	148	356	75	189	82	101	453	16.2
2001-02	28	140	330	56	157	52	62	388	13.9
2002-03	32	159	388	80	228	114	132	512	16.0
Totals	116	561	1,401	265	757	318	382	1,705	14.7

11. YEMI NICHOLSON

1,365 POINTS

Year	G	FG	FGA	3FG	FGA	FT	FTA	Pts.	Avg.
2003-04	25	78	154	0	0	32	49	188	7.5
2004-05	31	235	400	0	0	91	133	561	18.1
2005-06	31	238	395	0	0	140	187	616	19.9
Totals	87	551	949	0	0	263	369	1,365	15.7

4. BRIAN STAFFORD

1,586 POINTS

Year	G	FG	FGA	3FG	FGA	FT	FTA	Pts.	Avg.
2008-09	31	112	235	59	138	71	94	354	11.4
2009-10	32	125	269	68	172	78	100	396	12.4
2010-11	30	118	243	62	142	90	106	388	12.9
2011-12	31	146	293	75	164	81	99	448	14.5
Totals	124	501	1,040	264	616	320	399	1,586	12.8

12. JOE ROSGA

1,310 POINTS

Year	G	FG	FGA	3FG	FGA	FT	FTA	Pts.	Avg.
2015-16	29	115	240	37	95	100	113	367	12.7
2016-17	30	152	334	74	167	82	96	460	15.3
2017-18	30	155	322	73	166	100	111	483	16.1
Totals	87	422	896	184	428	282	320	1,310	14.7

5. CHRIS UDOFIA

1,501 POINTS

Year	G	FG	FGA	3FG	FGA	FT	FTA	Pts.	Avg.
2010-11	30	87	175	8	31	66	106	248	8.3
2011-12	31	165	309	21	72	97	134	448	14.5
2012-13	32	162	314	23	67	77	116	424	13.3
2013-14	31	137	276	13	55	94	159	381	12.3
Totals	124	551	1,074	65	225	334	515	1,501	12.1

13. NATE ROHNERT

1,306 POINTS

Year	G	FG	FGA	3FG	FGA	FT	FTA	Pts.	Avg.
2006-07	27	33	90	2	12	46	69	114	4.2
2007-08	30	88	177	10	42	70	100	256	8.5
2008-09	31	166	337	35	107	106	148	473	15.3
2009-10	32	141	285	25	77	157	211	464	14.5
TOTAL	120	428	889	72	238	379	528	1,307	10.9

6. BRETT OLSON

1,468 POINTS

Year	G	FG	FGA	3FG	FGA	FT	FTA	Pts.	Avg.
2011-12	31	81	166	54	117	21	24	237	7.6
2012-13	32	125	262	76	175	39	41	365	11.4
2013-14	31	144	302	68	155	92	102	448	14.5
2014-15	30	139	288	67	160	73	87	418	13.9
Totals	124	489	1,018	265	607	225	254	1,468	11.8

14. RUSSELL MARTIN

1,260 POINTS

Year	G	FG	FGA	3FG	FGA	FT	FTA	Pts.	Avg.
1995-96	29	39	104	17	53	36	44	131	4.5
1996-97	26	116	300	62	152	47	69	341	13.1
1997-98	27	143	396	68	196	85	125	439	16.3
1998-99	27	121	304	44	133	63	84	349	12.9
Totals	109	419	1,104	191	534	231	322	1,260	11.6

7. PETER FALLER

1,417 POINTS

Year	G	FG	FGA	3FG	FGA	FT	FTA	Pts.	Avg.
1984-85	27	70	165	0	0	80	98	220	8.1
1985-86	29	103	242	0	0	83	104	289	10.0
1986-87	28	146	265	11	15	139	168	442	15.8
1987-88	28	149	311	24	NA	144	170	466	16.6
Totals	112	468	983	35	15+	446	540	1,417	12.7

15. MARK LANGKAMP

1,257 POINTS

Year	G	FG	FGA	3FG	FGA	FT	FTA	Pts.	Avg.
1982-83	28	139	264	0	0	131	153	409	14.6
1983-84	32	236	406	0	0	155	200	627	19.6
1984-85	15	80	151	0	0	61	83	221	14.7
Totals	75	455	821	0	0	347	436	1,257	16.8

8. WAHHAB CARTER

1,382 POINTS

Year	G	FG	FGA	3FG	FGA	FT	FTA	Pts.	Avg.
1998-99	26	138	325	3	11	57	84	336	12.9
1999-00	27	171	429	16	50	113	171	471	17.4
2000-01	27	111	291	15	51	21	47	258	9.6
2001-02	28	143	270	0	3	31	51	317	11.3
Totals	108	563	1,315	34	115	222	353	1,382	12.8

16. DAVE COLLIGNON

1,226 POINTS

Year	G	FG	FGA	3FG	FGA	FT	FTA	Pts.	Avg.
1985-86	24	87	180	0	0	46	62	220	9.2
1986-87	29	78	185	1	4	65	90	222	7.7
1987-88	26	68	168	1	NA	52	88	189	7.3
1988-89	30	219	446	27	84+	130	176	595	19.8
Totals	109	452	979	29	88	293	416	1,226	11.2

17. CHASE HALLAM

1,216 POINTS

Year	G	FG	FGA	3FG	FGA	FT	FTA	Pts.	Avg.
2009-10	32	112	212	45	91	55	75	324	10.1
2010-11	30	129	279	37	87	80	108	375	12.5
2011-12	28	78	184	31	78	23	40	210	7.5



1,000-POINT SCORERS

2012-13	32	111	241	49	126	36	49	307	9.6
Totals	122	430	916	162	382	194	272	1216	10.0

18. DICK BROTT 1,212 POINTS

Year	G	FG	FGA	3FG	FGA	FT	FTA	Pts.	Avg.
1954-55	23	163	423	0	0	110	198	436	19.0
1955-56	25	131	361	0	0	72	134	334	13.4
1956-57	23	165	415	0	0	112	191	442	19.2
Totals	71	459	1,199	0	0	294	523	1,212	17.1

19. ARTHUR IRELAND 1,199 POINTS

Year	G	FG	FGA	3FG	FGA	FT	FTA	Pts.	Avg.
1997-98	27	35	113	15	48	34	49	119	4.4
1998-99	27	149	372	57	162	107	138	462	17.1
1999-00	28	119	336	55	171	43	35	336	12.0
2000-01	27	103	244	46	137	30	41	282	10.4
Totals	109	406	1,065	173	518	214	263	1,199	11.0

20. HORACE KEARNEY 1,189 POINTS

Year	G	FG	FGA	3FG	FGA	FT	FTA	Pts.	Avg.
1967-68	25	185	418	0	0	61	96	431	17.2
1968-69	24	176	414	0	0	79	130	431	18.0
1970-71	22	131	289	0	0	65	111	327	14.9
Totals	71	492	1,121	0	0	205	337	1,189	16.7

21. ALEX SUND 1,182 POINTS

Year	G	FG	FGA	3FG	FGA	FT	FTA	Pts.	Avg.
1990-91	27	159	336	0	0	93	138	411	15.2
1991-92	32	199	389	0	1	121	164	519	16.2
1992-93	21	94	224	0	0	64	103	252	12.0
Totals	80	452	949	0	1	278	405	1,182	14.8

22. MARK ZIEGLER 1,166 POINTS

Year	G	FG	FGA	3FG	FGA	FT	FTA	Pts.	Avg.
1988-89	30	83	209	70	152	36	53	272	9.1
1990-91	28	64	162	42	109	37	50	207	7.4
1991-92	32	105	271	71	178	49	65	330	10.3
1992-93	26	114	289	72	182	57	77	357	13.7
Totals	116	366	931	255	621	179	245	1,166	10.1

23. JOHN JOHNSON 1,156 POINTS

Year	G	FG	FGA	3FG	FGA	FT	FTA	Pts.	Avg.
1972-73	26	220	413	0	0	108	121	548	21.1
1973-74	26	244	479	0	0	120	140	608	23.4
Totals	52	464	892	0	0	228	261	1,156	22.2

24. ALONZO WEATHERLY 1,132 POINTS

Year	G	FG	FGA	3FG	FGA	FT	FTA	Pts.	Avg.
1979-80	29	288	520	0	0	97	157	673	23.2
1980-81	29	187	328	0	0	85	139	459	15.8
Totals	58	475	848	0	0	182	296	1,132	19.5

25. DENNIS HODGE 1,113 POINTS

Year	G	FG	FGA	3FG	FGA	FT	FTA	Pts.	Avg.
1960-61	26	147	380	0	0	77	121	371	14.3
1961-62	24	123	326	0	0	77	122	323	13.5
1962-63	25	172	427	0	0	75	108	419	16.8
Totals	75	442	1,133	0	0	229	351	1,113	14.8

26. DAVE CHAVLOVICH 1,110 POINTS

Year	G	FG	FGA	3FG	FGA	FT	FTA	Pts.	Avg.
1987-88	20	26	61	7	NA	15	29	74	3.7
1988-89	30	149	306	54	109	83	115	435	14.5
1989-90	23	65	138	17	49	34	55	181	7.9
1990-91	29	154	293	62	120	50	69	420	14.5
Totals	102	394	798	140	278+	182	268	1,110	10.9

27. ROB LEWIS 1,100 POINTS

Year	G	FG	FGA	3FG	FGA	FT	FTA	Pts.	Avg.
2007-08	30	91	178	21	59	59	79	262	8.7
2008-08	31	138	250	27	75	96	120	399	12.9
2009-10	28	79	140	15	36	50	82	223	8.0
2010-11	Injured - Did Not Play								
2011-12	29	71	156	8	37	66	88	216	7.4
Totals	118	379	724	71	207	271	369	1,100	9.3

28. JIM PEAY 1,086 POINTS

Year	G	FG	FGA	3FG	FGA	FT	FTA	Pts.	Avg.
1957-58	25	121	310	0	0	58	109	300	12.0
1958-59	24	132	371	0	0	97	144	361	15.0
1959-60	24	160	444	0	0	105	163	425	17.7
Totals	73	413	1,125	0	0	260	416	1,086	14.9

29. JERRY COLE 1,071 POINTS

Year	G	FG	FGA	3FG	FGA	FT	FTA	Pts.	Avg.
1957-58	25	135	334	0	0	74	115	344	13.8
1958-59	24	132	371	0	0	97	144	361	15.0
1959-60	24	129	331	0	0	108	151	366	15.3
Totals	73	396	1,036	0	0	279	410	1,071	14.7

30. JOE WALLACE 1,052 POINTS

Year	G	FG	FGA	3FG	FGA	FT	FTA	Pts.	Avg.
1971-72	26	169	355	0	0	113	148	451	17.3
1972-73	26	243	553	0	0	115	175	601	23.1
Totals	52	412	908	0	0	228	323	1,052	20.2

31. ASHLEY DAY 1,048 POINTS

Year	G	FG	FGA	3FG	FGA	FT	FTA	Pts.	Avg.
1994-95	28	176	339	21	65	84	118	457	16.3
1995-96	28	212	409	46	124	121	149	591	21.1
Totals	56	388	748	67	189	205	267	1,048	18.7

32. DALE TOFT 1,045 POINTS

Year	G	FG	FGA	3FG	FGA	FT	FTA	Pts.	Avg.
1949-50	29	146	NA	0	0	146	222	438	15.1
1950-51	30	142	372	0	0	135	195	419	14.0
1951-52	14	60	138	0	0	68	98	188	13.4
Totals	73	348	510+	0	0	349	515	1,045	14.3

32. LEN ORR 1,045 POINTS

Year	G	FG	FGA	3FG	FGA	FT	FTA	Pts.	Avg.
1972-73	26	108	210	0	0	21	24	237	9.1
1973-74	26	199	427	0	0	42	57	440	16.9
1974-75	26	161	360	0	0	46	61	368	14.2
Totals	78	468	997	0	0	109	142	1,045	13.4

34. DANIEL AMIGO 1,041 POINTS

Year	G	FG	FGA	3FG	FGA	FT	FTA	Pts.	Avg.
2014-15	15	36	78	0	2	19	26	91	6.1
2015-16	13	12	22	0	0	3	10	27	2.1
2016-17	30	182	340	9	16	91	139	464	15.5
2017-18	30	189	363	18	44	63	106	459	15.3
Totals	78	468	997	0	0	109	142	1,041	13.4

35. DAVE BUSTION 1,038 POINTS

Year	G	FG	FGA	3FG	FGA	FT	FTA	Pts.	Avg.
1970-71	26	199	374	0	0	110	165	508	19.5
1971-72	26	197	427	0	0	136	189	530	20.3
Totals	52	396	801	0	0	246	354	1,038	20.0

36. ANTONIO PORCH 1,037 POINTS

Year	G	FG	FGA	3FG	FGA	FT	FTA	Pts.	Avg.
2003-04	24	41	104	12	33	18	28	112	4.7

1,000-POINT SCORERS

2004-05	31	133	288	17	48	114	133	397	12.8
2005-06	31	88	207	14	50	51	60	241	7.8
2006-07	29	96	232	21	57	74	89	287	9.9
Totals	115	358	831	64	188	257	310	1,037	9.0



PLAYER SEASON RECORDS

POINTS

1. Matt Teahan (1978-79).....	659
2. Harry Hollines (1965-66).....	632
3. Alonzo Weatherly (1979-80).....	630
4. Mark Langkamp (1983-84).....	627
5. Harry Hollines (1967-68).....	626
6. Vince Boryla (1948-49).....	624
7. Harry Hollines (1966-67).....	621
8. Yemi Nicholson (2005-06).....	616
9. John Johnson (1973-74).....	608
10. Joe Wallace (1972-73).....	601

POINTS PER GAME

1. Harry Hollines (1965-66).....	25.3
2. Matt Teahan (1978-79).....	25.3
3. Harry Hollines (1967-68).....	25.0
4. Harry Hollines (1966-67).....	24.8
5. Scott Williams (1989-90).....	24.0
6. John Johnson (1973-74).....	23.4
7. Alonzo Weatherly (1979-80).....	23.2
8. Joe Wallace (1972-73).....	23.1
9. Ashley Day (1995-96).....	21.1
John Johnson (1972-73).....	21.1

FIELD GOALS MADE

1. Alonzo Weatherly (1979-80).....	271
2. Matt Teahan (1978-79).....	268
3. John Johnson (1973-74).....	244
4. Joe Wallace (1972-73).....	243
5. Harry Hollines (1967-68).....	241
6. Yemi Nicholson (2005-06).....	238
7. Harry Hollines (1966-67).....	237
8. Mark Langkamp (1983-84).....	236
9. Yemi Nicholson (2004-05).....	235
10. Harry Hollines (1965-66).....	233

FIELD GOALS ATTEMPTED

1. Joe Wallace (1972-73).....	553
2. Harry Hollines (1965-66).....	549
3. Matt Teahan (1978-79).....	541
4. Harry Hollines (1967-68).....	531
5. Alonzo Weatherly (1979-80).....	520
6. Harry Hollines (1966-67).....	517
7. John Johnson (1973-74).....	479
8. Dave Collignon (1988-89).....	446
9. Wahhab Carter (1999-00).....	429
10. Len Orr (1973-74).....	427
Dave Bustion (1971-72).....	427
Dennis Hodge (1962-63).....	427

FIELD-GOAL PERCENTAGE

(minimum 150 attempts)	
1. George Walls (1972-73).....	.611 (113-185)
2. Doug Price (1995-96).....	.606 (152-251)
3. Yemi Nicholson (2005-06).....	.603 (238-395)
4. Yemi Nicholson (2004-05).....	.588 (235-400)
5. Adam Murphy (1986-87).....	.587 (108-184)
6. Greg Rhoads (1983-84).....	.584 (111-190)
7. Mark Langkamp (1983-84).....	.581 (236-406)
8. Ricky Oliver (1988-89).....	.576 (106-184)
9. Doug Price (1996-97).....	.573 (200-349)
10. Dwayne Russell (1981-82).....	.572 (139-243)

3-POINT FIELD GOALS MADE

1. Erik Benzel (2004-05).....	101
2. Erik Benzel (2003-04).....	97
3. Erik Benzel (2002-03).....	80
B.J. Pratt (2002-03).....	80
Chris Morley (1994-95).....	80

6. Brett Olson (2012-13).....	76
7. Brian Stafford (2011-12).....	75
B.J. Pratt (2000-01).....	75
9. Joe Rosga (2016-17).....	74
10. Lars Van Etten (1993-94).....	73

3-POINT FIELD GOALS ATTEMPTED

1. Erik Benzel (2004-05).....	236
2. Erik Benzel (2003-04).....	230
3. B.J. Pratt (2002-03).....	228
4. Erik Benzel (2002-03).....	204
5. Russell Martin (1997-98).....	196
6. Chris Morley (1994-95).....	191
7. B.J. Pratt (2000-01).....	189
8. DaShawn Walker (2005-06).....	185
9. B.J. Pratt (1999-00).....	183
10. Mark Ziegler (1992-93).....	182

3-POINT FIELD GOAL PERCENTAGE

(minimum 50 attempts)	
1. Dave Chavlovich (1990-91).....	.517 (62-120)
2. Dave Chavlovich (1988-89).....	.495 (54-109)
3. Chase Hallam (2009-10).....	.495 (45-91)
4. Chris Morley (1992-93).....	.492 (30-61)
5. Tyler Thalken (2010-11).....	.480 (24-50)
6. Andrew Hooper (2008-09).....	.466 (62-133)
7. Ryan Goral (2001-02).....	.463 (25-54)
8. Brett Olson (2011-12).....	.462 (54-117)
9. Mark Ziegler (1988-89).....	.461 (70-152)
10. Brian Stafford (2011-12).....	.457 (75-164)
11. Lars Van Etten (1992-93).....	.455 (33-66)

FREE THROWS MADE

1. Vince Boryla (1948-49).....	200
2. Harry Hollines (1965-66).....	166
3. Nate Rohnert (2009-10).....	157
4. Mark Langkamp (1983-84).....	155
5. Harry Hollines (1966-67).....	147
6. Dale Toft (1949-50).....	146
7. Harry Hollines (1967-68).....	144
8. Yemi Nicholson (2005-06).....	140
9. Peter Faller (1986-87).....	139
10. Dave Bustion (1971-72).....	136

FREE THROWS ATTEMPTED

1. Vince Boryla (1948-49).....	253
2. Dale Toft (1949-50).....	222
3. Nate Rohnert (2009-10).....	211
4. Harry Hollines (1967-68).....	203
Harry Hollines (1965-66).....	203
6. Mark Langkamp (1983-84).....	200
7. Dick Brott (1954-55).....	198
8. Dale Toft (1950-51).....	195
9. Doug Price (1993-94).....	194
10. Dick Brott (1956-57).....	191

FREE-THROW PERCENTAGE

(minimum 100 attempts)	
1. Brett Olson (2013-14).....	.902 (92-102)
2. John Johnson (1972-73).....	.893 (108-121)
3. Joe Rosga (2015-16).....	.885 (100-113)
4. B.J. Pratt (2002-03).....	.864 (114-132)
5. Antonio Porch (2004-05).....	.857 (114-133)
6. John Johnson (1973-74).....	.857 (120-140)
7. Mark Langkamp (1982-83).....	.856 (131-153)
8. George Zumbro (1974-75).....	.853 (99-116)
9. Brian Stafford (2010-11).....	.849 (90-106)
10. Matt Teahan (1978-79).....	.842 (123-146)

REBOUNDS

1. Dick Brott (1956-57).....	425
2. Dick Brott (1954-55).....	346
3. Yemi Nicholson (2005-06).....	339
4. Dave Bustion (1971-72).....	336
5. Jim Peay (1959-60).....	332
6. John Johnson (1972-73).....	326
7. Dave Bustion (1970-71).....	315
8. Brett Starkey (2002-03).....	311
9. Jim Peay (1957-58).....	304
10. Byron Beck (1965-66).....	295

REBOUNDING AVERAGE

1. Dick Brott (1956-57).....	18.5
2. Dick Brott (1954-55).....	15.0
3. Jim Peay (1959-60).....	13.8
4. Dave Bustion (1971-72).....	12.9
5. Jim Peay (1958-59).....	12.7
6. John Johnson (1972-73).....	12.5
7. Dave Bustion (1970-71).....	12.1
8. Byron Beck (1965-66).....	11.8
Dick Brott (1955-56).....	11.8
10. Brian Clare (1967-68).....	11.1

ASSISTS

1. Tom Jorgensen (1979-80).....	224
2. Tom Jorgensen (1978-79).....	202
3. Rodney Billups (2004-05).....	199
4. Mike Gallagher (1980-81).....	199
5. Doug Wilson (1983-84).....	169
6. Ty Church (1999-00).....	166
7. Doug Wilson (1981-82).....	162
8. Doug Wilson (1982-83).....	158
9. Steve Cribari (1975-76).....	157
10. Nate Rohnert (2008-09).....	146
11. Derrick Fuller (1990-91).....	138
Ty Church (1998-99).....	138

STEALS

1. Peter Faller (1987-88).....	71
Mel Coffman (1980-81).....	71
3. Peter Faller (1986-87).....	70
4. Chase Hallam (2012-13).....	76
5. Xander McNally (2007-08).....	66
Joe Fisher (1986-87).....	66
6. Andre Guzman (1993-94).....	59
7. Rodney Billups (2004-05).....	58
8. Josh Austin (1996-97).....	54
9. Chris Udofia (2012-13).....	52
10. Andrew Carpenter (2004-05).....	50
Rodney Billups (2003-04).....	50
Peter Faller (1985-86).....	50
Joe Fisher (1985-86).....	50
Jim Coffman (1978-79).....	50

BLOCKS

1. Kelly Lively (1991-92).....	93
2. Yemi Nicholson (2004-05).....	92
3. Yemi Nicholson (2005-06).....	88
4. Chris Udofia (2012-13).....	75
5. Chris Udofia (2011-12).....	72
6. Chris Udofia (2013-14).....	70
7. Eric Dow (1998-99).....	66
8. Ira Harge (1986-87).....	63
9. Adam McCanna (1997-98).....	53
10. Dwayne Russell (1981-82).....	52

TEAM SEASON RECORDS

POINTS

1.	2,592	1991-92
2.	2,583	1990-91
3.	2,441	1995-96
4.	2,377	1993-94
5.	2,359	1988-89
6.	2,341	1975-76
7.	2,334	1968-69
8.	2,331	1994-95
9.	2,275	2016-17
10.	2,268	2002-03

FIELD GOALS MADE

1.	974	1975-76
2.	909	1990-91
3.	907	1979-80
4.	900	1972-73
5.	894	1976-77
6.	886	1973-74
7.	881	1991-92
8.	870	1980-81
9.	869	1987-88
10.	868	1977-78

FIELD GOALS ATTEMPTED

1.	2,069	1968-69
2.	2,046	1975-76
3.	1,960	1990-91
4.	1,952	1950-51
5.	1,927	1973-74
6.	1,909	2002-03
7.	1,898	1976-77
8.	1,881	1991-92
9.	1,875	1972-73
10.	1,849	1967-68

FIELD-GOAL PERCENTAGE

1.	.533 (781-1466)	1981-82
2.	.528 (856-1622)	1983-84
3.	.514 (870-1693)	1980-81
4.	.505 (749-1483)	1982-83
5.	.493 (907-1839)	1979-80
6.	.490 (689-1406)	2009-10
	.490 (643-1313)	1984-85
8.	.488 (828-1696)	1995-96
	.488 (869-1779)	1987-88
	.488 (772-1582)	1986-87

3-POINT FIELD GOALS MADE

1.	255	2011-12
2.	252	2013-14
	252	2012-13
4.	251	2009-10
5.	249	2002-03
6.	243	2008-09
7.	235	2015-16
8.	232	2010-11
9.	224	2014-15
10.	223	2016-17

3-POINT FG ATTEMPTED

1.	720	2002-03
2.	672	2012-13
3.	650	1999-00
4.	645	2008-09
5.	641	2013-14
	641	2011-12
7.	635	2009-10
8.	613	2015-16

9.	600	2006-07
10.	597	1997-98

3-POINT FG PERCENTAGE

1.	.488 (79-184)	1986-87
2.	.411 (187-455)	1988-89
3.	.409 (196-479)	1990-91
4.	.408 (206-505)	1992-93
5.	.402 (223-555)	2016-17
6.	.401 (232-578)	2010-11
7.	.400 (211-527)	2017-18
8.	.398 (255-641)	2011-12
9.	.395 (251-635)	2009-10
10.	.387 (253-654)	2013-14

FREE THROWS MADE

1.	665	1991-92
2.	571	1995-96
3.	569	1990-91
4.	529	1993-94
5.	527	1988-89
6.	513	1983-84
7.	509	1987-88
8.	507	1986-87
9.	496	1994-95
10.	474	1992-93

FREE THROW ATTEMPTED

1.	881	1991-92
2.	812	1993-94
3.	795	1990-91
4.	765	1986-87
5.	760	1995-96
6.	736	1988-89
7.	725	1987-88
	725	1994-95
9.	720	1983-84
10.	712	1992-93

FREE-THROW PERCENTAGE

1.	.770 (408-530)	2015-16
2.	.766 (327-427)	2014-15
3.	.763 (373-489)	2007-08
4.	.762 (401-526)	2011-12
5.	.759 (311-410)	1973-74
6.	.755 (665-881)	1991-92
7.	.751 (571-760)	1995-96
8.	.750 (437-583)	2005-06
9.	.748 (452-604)	1975-76
10.	.738 (357-484)	2008-09
11.	.730 (376-515)	1998-99
	.730 (427-585)	1978-79

REBOUNDS

1.	1,417	1958-59
2.	1,406	1955-56
3.	1,324	1975-76
4.	1,322	1959-60
5.	1,306	1967-68
6.	1,287	1972-73
7.	1,277	1968-69
8.	1,276	1965-66
9.	1,227	1960-61
10.	1,217	1990-91

ASSISTS

1.	603	1983-84
2.	531	1980-81
3.	530	1995-96

4.	516	2012-13
5.	505	1990-91
	505	1981-82
7.	485	2004-05
8.	484	2011-12
9.	483	1975-76
10.	481	1994-95

STEALS

1.	309	1986-87
2.	288	2012-13
3.	274	1994-95
4.	264	1980-81
5.	261	1990-91
6.	260	1987-88
7.	240	1993-94
8.	230	2004-05
	230	2002-03
10.	229	1988-89

BLOCKS

1.	157	1991-92
2.	152	2004-05
3.	145	2012-13
4.	139	1987-88
5.	137	2011-12
6.	129	2005-06
7.	113	1986-87
8.	110	1980-81
9.	107	1998-99
	107	1997-98

LONGEST WINNING STREAKS

1.	18 games	1983-84
	18 games	1981-82
3.	13 games	1970-71
4.	11 games	1985-86
5.	10 games	2012-13
6.	9 games	1987-88
	9 games	1986-87
	9 games	1983-84
	9 games	1980-81
	9 games	1949-50
11.	8 games	5x (most recent 2010-11)

LONGEST LOSING STREAKS

1.	12 games	1968-69
2.	11 games	2006-07
3.	9 games	1968-69
4.	8 games	1999-00
	8 games	1941-42
	8 games	1938-39

BEST WINNING PERCENTAGE

1.	1.000 (8-0)	1915-16
2.	.875 (28-4)	1983-84
3.	.813 (26-6)	1991-92
	.813 (22-7)	1981-82
5.	.759 (22-7)	1995-96
	.759 (22-7)	1980-81
7.	.714 (10-4)	1928-29
8.	.710 (22-9)	2011-12
9.	.703 (19-8)	1942-43
10.	.700 (14-6)	1936-37



PLAYER GAME RECORDS

POINTS

1. Matt Teahan.....	.61 vs. Nebraska Wesleyan, 2/26/79
2. Dan Cramer.....	50 vs. Southern Mississippi, 2/4/74
3. Lawrence Toburen.....	48 at Evansville, 12/29/56
4. Scott Williams.....	44 vs. Nebraska-Kearney, 2/13/90
5. Scott Williams.....	42 at Northern Colorado, 12/12/89
6. Dave Bustion.....	41 vs. Houston, 3/4/72
Jerry Cole.....	41 at New Mexico, 2/27/60
Harry Hollines.....	41 at Air Force, 1/21/67
9. Matt Teahan.....	40 at Northern Colorado, 2/13/79
Harry Hollines.....	40 vs. Seattle, 1/20/68

REBOUNDS

1. Dick Brott.....	38 at Evansville, 12/29/56
2. Dick Brott.....	29 vs. Southern California, 12/17/56
3. Dick Brott.....	28 at Utah State, 3/1/57
4. Dave Bustion.....	27 at Regis, 12/14/71
Jim Peay.....	27 vs. Northern Colorado, 12/13/58
6. Jim Peay.....	26 vs. Hawaii, 12/28/59
7. George Walls.....	25 vs. Phillips, 2/20/75
Dave Bustion.....	25 vs. Western Michigan, 12/19/70
9. John Johnson.....	24 vs. Corpus Christi, 2/5/73
Dick Brott.....	24 vs. New Mexico, 1/19/57
Dick Brott.....	24 at Utah State, 3/5/55
Dick Brott.....	24 at Brigham Young, 3/4/55
Dick Brott.....	24 vs. Utah State, 2/24/55

FIELD GOALS MADE

1. Matt Teahan.....	27 vs. Nebraska Wesleyan, 2/26/79
2. Lawrence Toburen.....	22 at Evansville, 12/29/56
3. Len Orr.....	18 vs. Brigham Young, 12/13/73
4. Scott Williams.....	17 vs. Nebraska-Kearney, 2/13/90
Scott Williams.....	17 at Northern Colorado, 12/12/89
Harry Hollines.....	17 vs. Regis, 12/16/67
Jerry Cole.....	17 at New Mexico, 2/27/60
8. Alonzo Weatherly.....	16 vs. Coll. of Santa Fe, 2/28/80
Matt Teahan.....	16 vs. Texas-Pan American, 2/19/79
Matt Teahan.....	16 vs. Oklahoma City, 2/3/79
John Johnson.....	16 vs. Virginia, 12/28/73
Dave Bustion.....	16 vs. Houston, 3/4/72
Jim Peay.....	16 at Michigan, 12/21/59

FIELD-GOAL PERCENTAGE (minimum 10 attempts)

1. Kelly Lively.....	.923 (12-13) at Colorado Christian, 1/11/92
2. Yemi Nicholson.....	.909 (10-11) vs. Northern Colorado, 2/15/06
Rob Lewis.....	.909 (10-11) vs. Arkansas-Little Rock, 3/8/09
4. Erik Hartwell.....	.900 (9-10) vs. Arizona Coll. of Bible, 12/1/95
Mark Langkamp.....	.900 (9-10) vs. Coll. of Santa Fe, 3/8/83
Bob Oliver.....	.900 (9-10) vs. Western State, 1/11/72
7. Dwayne Russell.....	.846 (11-13) at South Dakota Tech, 12/8/81
8. Yemi Nicholson.....	.833 (10-12) vs. Louisiana-Lafayette, 2/5/05
Doug Price.....	.833 (10-12) vs. Holy Names, 11/17/96
Stan Adams.....	.833 (10-12) at Western State, 12/12/85
Mel Coffman.....	.833 (15-18) vs. Concordia (Neb.), 12/4/79
Harry Hollines.....	.833 (10-12) vs. Adams State, 12/4/87

3-POINT FIELD GOALS MADE

1. Erik Benzel.....	10 at Southern Utah, 1/2/04
2. B.J. Pratt.....	9 vs. Louisiana Tech, 12/29/99
Joe Rosga.....	9 vs. Jacksonville, 11/12/16
4. Marcus Byrd.....	8 at IPFW, 2/13/16
Chris Morley.....	8 at Nebraska-Kearney, 1/7/95
DaShawn Walker.....	8 vs. Colorado State, 11/29/06
7. Brett Olson.....	7 at South Dakota, 2/25/15
Nate Engesser.....	7 at Belmont, 11/26/14
Brian Stafford.....	7 at Louisiana-Monroe, 2/26/09
Erik Benzel.....	7 at Arkansas State, 1/22/04
Erik Benzel.....	7 at UMKC, 12/10/03
B.J. Pratt.....	7 vs. Montana, 1/2/03
Mark Ziegler.....	7 at Western State, 12/13/92
Scott Williams.....	7 vs. Nebraska-Kearney, 2/13/90
Scott Williams.....	7 at CU-Colorado Springs, 1/29/90

3-POINT FIELD GOAL PERCENTAGE (minimum 5 made)

1. Tyler Thalken.....	1.000 (5-5) vs. Arkansas State, 1/20/11
Andrew Hooper.....	1.000 (5-5) vs. Louisiana-Monroe, 12/19/09
Erik Benzel.....	1.000 (6-6) at Montana State, 12/20/03
Erik Benzel.....	1.000 (6-6) at Louisiana-Lafayette, 1/26/02
Tony Simms.....	1.000 (6-6) vs. Regis, 1/21/93
6. Nate Engesser.....	.875 (7-8) at Belmont, 11/26/14
7. Steve Wetrich.....	.857 (6-7) vs. Florida International, 1/14/06
Erik Benzel.....	.857 (6-7) vs. New Mexico State, 1/30/03
B.J. Pratt.....	.857 (6-7) vs. Colorado College, 2/4/01
Ashley Day.....	.857 (6-7) vs. Langston, 11/17/95

Mark Ziegler.....	.857 (6-7) at Colorado School of Mines, 12/3/91
12. Brett Olson.....	.833 (5-6) vs. Saint Joseph's, 12/29/14
Brian Stafford.....	.833 (5-6) vs. Arkansas-Pine Bluff, 11/15/09
Brian Stafford.....	.833 (5-6) at Florida Atlantic, 2/12/09
Andrew Hooper.....	.833 at Florida International, 1/17/09
Rodney Billups.....	.833 (5-6) vs. South Dakota State, 12/11/04
Victor Allen.....	.833 (5-6) at Colorado College, 2/13/98
Peter Faller.....	.833 (5-6) vs. Wheaton, 1/4/88
Joe Rosga.....	.833 (5-6) vs. Omaha, 2/22/17

FREE THROWS MADE

1. John Johnson.....	19 vs. Utah State, 2/23/74
2. Nate Rohnert.....	18 vs. Wyoming, 11/24/09
Mark Langkamp.....	18 at Regis, 1/18/84
4. Brett Starkey.....	17 vs. North Texas, 2/13/03
Peter Faller.....	17 vs. Regis, 2/26/88
Harry Hollines.....	17 vs. Creighton, 2/24/66
7. Peter Faller.....	16 vs. Metro State, 2/26/87
Peter Faller.....	16 at Metro State, 2/18/85
8. Nate Rohnert.....	15 vs. Seattle, 12/22/09
Lars Van Etten.....	15 vs. Chadron State, 12/20/93
Dave Collignon.....	15 at Chadron State, 1/27/89

FREE-THROW PERCENTAGE (minimum 10 made)

1. John Johnson.....	19-19 vs. Utah State, 2/23/74
Peter Faller.....	16-16 at Metro State, 2/18/85
Steve Cribari.....	14-14 at New Mexico State, 12/19/75
Antonio Porch.....	12-12 at South Alabama, 1/27/05
Derek Fuller.....	12-12 vs. Regis, 1/16/92
Mark Langkamp.....	12-12 at Wyoming, 1/3/84
Casey Carrabine.....	12-12 vs. Dana, 12/19/83
Doug Price.....	11-11 at Western State, 12/5/94
Peter Faller.....	11-11 vs. Southern Colorado, 2/9/87
Brian Stafford.....	10-10 at Colorado State, 1/11/12
Brian Stafford.....	10-10 vs. Louisiana-Monroe, 3/4/09
Antonio Porch.....	10-10 vs. Arkansas State, 2/4/07
Yemi Nicholson.....	10-10 at New Mexico State, 2/19/05
Doug Price.....	10-10 at Southern Colorado, 1/20/96
Adam McCanna.....	10-10 vs. Fort Lewis, 1/22/94
Peter Faller.....	10-10 at Hawaii-Loa, 12/23/84
Matt Teahan.....	10-10 vs. Portland, 1/20/79
Steve Cribari.....	10-10 vs. Eastern Montana, 1/10/77
Willie Cherry.....	10-10 vs. Portland, 2/6/71
Bill Jones.....	10-10 vs. Tulane, 3/2/70
Harry Hollines.....	10-10 vs. Idaho, 12/3/66

ASSISTS

1. Tom Jorgensen.....	18 at Houston Baptist, 2/16/79
2. Mike Gallagher.....	17 vs. Northern Montana, 12/1/80
3. Mike Gallagher.....	16 vs. Doane, 12/3/80
Tom Jorgensen.....	16 vs. Oklahoma City, 2/3/79
5. Rodney Billups.....	15 vs. Louisiana-Lafayette, 2/5/05
Tom Jorgensen.....	15 vs. Texas-Pan American, 2/19/79
7. Tom Jorgensen.....	14 vs. Nebraska Wesleyan, 2/26/79
Jim Ranson.....	14 vs. Hardin-Simmons, 12/11/76
9. Derrick Fuller.....	13 vs. Dordt, 1/4/92
Mike Gallagher.....	13 vs. Cornell (Iowa), 12/13/80
Jake Pemberton.....	13 at Fort Wayne, 1/7/17

STEALS

1. Chase Hallam.....	8 vs. Seattle, 2/7/13
Andre Guzman.....	8 vs. Wayne (Neb.) State, 11/27/93
Tim Ray.....	8 vs. Fort Lewis, 2/4/91
Joe Fisher.....	8 vs. Dordt, 1/3/87
5. Royce O'Neale.....	7 vs. North Texas, 2/26/12
Xander McNally.....	7 vs. Louisiana-Lafayette, 2/10/08
Derrick Fuller.....	7 at Colorado College, 2/25/91
Peter Faller.....	7 vs. Black Hills State, 2/25/91
Greg Rhodes.....	7 vs. Colorado College, 2/6/82
Roy Jones.....	7 vs. Rhode Island, 12/28/78
Jim Coffman.....	7 vs. Drexel, 12/18/78

BLOCKS

1. Yemi Nicholson.....	9 vs. New Orleans, 2/26/05
2. Yemi Nicholson.....	8 vs. Illinois-Chicago, 11/20/05
Adam McCanna.....	8 at Portland, 11/23/97
4. Yemi Nicholson.....	7 vs. Western Kentucky, 2/9/06
Yemi Nicholson.....	7 vs. Arkansas State, 1/20/05
Yemi Nicholson.....	7 vs. Stanford, 12/13/04
Kelly Lively.....	7 vs. Regis, 1/16/92
8. Seven tied with 6, Last Chris Udofia.....	at New Mexico State, 1/23/13

TEAM GAME RECORDS

POINTS

1.	122	vs. Northern Montana, 12/6/75
2.	121	vs. Western State, 12/10/73
3.	119	vs. Concordia (Neb.), 12/4/79
4.	118	vs. Colorado Christian, 2/25/89
	118	vs. Samford, 2/21/76
6.	115	vs. Loyola (Chicago), 2/17/73
	115	vs. Oklahoma City, 1/23/67
	115	vs. New Mexico State, 1/22/66
9.	114	vs. Chadron State, 2/11/91
10.	113	vs. Rockford, 1/2/94
	113	vs. Colorado College, 1/6/79
	113	vs. Nebraska Wesleyan, 2/27/79
	113	vs. College of Santa Fe, 11/26/76
	113	vs. Hardin-Simmons, 12/11/76

OPPONENT POINTS

1.	131	at Nebraska-Kearney, 1/7/95
2.	125	at Southern (La.), 12/7/89
3.	119	at Utah, 11/30/74
4.	118	at UNLV, 1/4/69
5.	115	vs. Colorado Christian, 2/11/89
6.	114	vs. Utah State, 1/25/75
7.	113	at Wyoming, 12/27/87
8.	112	at Southern Utah, 12/6/90
	112	at Northern Colorado, 1/17/75
	112	vs. Oklahoma City, 2/17/69

POINTS, BOTH TEAMS

1.	233 (118-115)	vs. Colorado Christian, 2/11/89
2.	230 (99-131)	at Nebraska-Kearney, 1/7/95
3.	218 (101-117)	vs. Central Oklahoma, 12/21/94
4.	215 (118-97)	vs. Samford, 2/21/76
5.	214 (114-100)	vs. Chadron State, 2/11/91
	214 (102-112)	at Southern Utah, 12/6/90
	214 (115-99)	vs. Oklahoma City, 1/23/67
8.	213 (94-119)	at Utah, 11/30/74
9.	212 (108-104)	vs. Chadron State, 2/25/89
	212 (94-118)	at UNLV, 1/4/69
	212 (100-112)	vs. Oklahoma City, 2/17/69

FIELD GOALS MADE

1.	56	vs. Concordia (Neb.), 12/4/79
2.	52	vs. Nebraska Wesleyan, 2/26/79
3.	50	vs. Hardin-Simmons, 12/11/76
4.	48	vs. CU-Colorado Springs, 2/12/88
	48	vs. Samford, 2/21/76
6.	47	vs. Texas-Arlington, 1/8/76
7.	46	vs. Chadron State, 2/22/88
	46	vs. College of Santa Fe, 2/28/80
	46	vs. Colorado College, 1/31/79
	46	vs. Regis, 1/26/66

FIELD GOALS ATTEMPTED

1.	110	vs. Oklahoma City, 2/17/69
2.	101	vs. Nebraska Wesleyan, 2/26/79
3.	99	vs. Central Oklahoma, 12/21/94
	99	at Northern Colorado, 1/17/75
5.	98	at Colorado College, 12/12/52
6.	96	vs. Utah State, 2/22/69
	96	vs. Arkansas State, 12/7/68
8.	95	vs. South Dakota Tech, 12/30/75
	95	vs. Regis, 2/24/69
10.	94	vs. Brigham Young, 12/11/73
	94	vs. Regis, 1/29/69
	94	vs. Brigham Young, 2/8/58

FIELD-GOAL PERCENTAGE

1.	.762 (48-53)	vs. CU-Colorado Springs, 2/12/88
2.	.705 (31-44)	vs. Louisiana-Monroe, 12/19/09
3.	.696 (48-69)	vs. Concordia (Neb.), 12/6/80
4.	.690 (29-42)	vs. Omaha, 2/7/15
5.	.675 (27-40)	vs. Regis, 2/28/81
6.	.673 (33-49)	at South Dakota State, 11/28/09
	.673 (35-52)	vs. USC Upstate, 12/9/17
7.	.667 (30-45)	vs. Western Kentucky, 1/10/10
	.667 (36-54)	vs. Colorado College, 2/6/82
9.	.658 (25-38)	vs. Western Illinois, 2/20/14

10.	.651 (56-86)	vs. Concordia (Neb.), 12/4/79
-----	--------------	-------------------------------

3-POINT FIELD GOALS MADE

1.	20	at IPFW, 2/13/16
2.	18	at Southern Utah, 1/4/04
3.	17	vs. Colorado State, 12/19/14
4.	16	vs. Lipscomb, 11/15/15 (at Santa Clara)
	16	vs. Louisiana-Monroe, 2/18/12
	16	vs. UMKC, 12/3/03
7.	15	vs. Wright State, 12/12/98
	15	at North Dakota State, 3/1/14
9.	14	vs. Texas-San Antonio, 1/6/13
	14	vs. Nebraska-Omaha, 12/15/12
	14	vs. South Alabama, 1/23/10
	14	vs. Western Illinois, 12/7/02
	14	vs. Loyola (Md.), 2/2/99
	14	vs. Louisiana Tech, 12/29/99
	14	vs. Langston, 11/17/95
	14	vs. Adams State, 12/4/87

3-POINT FIELD GOALS ATTEMPTED

1.	40	vs. Fort Lewis, 1/5/98
2.	37	vs. Lipscomb, 11/15/15 (at Santa Clara)
3.	36	at Southern Utah, 1/2/04
4.	35	at Texas-Arlington, 12/31/12
	35	vs. New Orleans, 3/4/00
6.	34	vs. Louisiana-Monroe, 2/18/12
7.	33	vs. Southern Colorado, 1/14/95
	33	vs. IPFW, 2/19/15
9.	32	at IPFW, 2/13/15
	32	at North Dakota State, 3/1/14
	32	at Southern Miss, 11/27/12
	32	vs. Troy, 12/29/11
	32	at Northern Colorado, 12/14/11
	32	at Arkansas-Little Rock, 1/28/10
	32	at Wyoming, 11/29/08
	32	vs. New Orleans, 2/14/09

3-POINT FIELD GOAL PERCENTAGE

1.	.900 (9-10)	vs. Regis, 2/28/89
2.	.833 (5-6)	vs. Regis, 2/16/91
	.833 (5-6)	at Western State, 12/12/92
	.833 (5-6)	at CU-Colorado Springs, 2/16/96
5.	.765 (13-17)	vs. Chadron State, 2/25/89
6.	.750 (6-8)	at CU-Colorado Springs, 1/25/92
7.	.727 (8-11)	at Arkansas State, 2/21/09
8.	.714 (10-14)	vs. Florida Atlantic, 2/6/10
9.	.688 (11-16)	at Oral Roberts, 1/31/17
10.	.684 (13-19)	vs. Arkansas State, 1/20/11
	.684 (13-19)	vs. Regis, 1/21/93

FREE THROWS MADE

1.	39	at Regis, 2/28/66
2.	38	vs. North Texas, 2/13/03
	38	vs. Regis, 2/28/81
4.	37	vs. New Mexico, 1/31/59
5.	36	at Air Force, 1/6/99
	36	vs. Northern Colorado, 1/28/92
7.	35	vs. Wyoming, 11/24/09
	35	vs. CU-Colorado Springs, 2/16/95
	35	at Fort Lewis, 12/4/90
	35	vs. New Mexico, 1/29/55
11.	34	vs. Seattle, 12/22/09
	34	at Utah, 12/12/75
	34	vs. Utah State, 3/1/56

FREE THROWS ATTEMPTED

1.	54	vs. New Mexico, 1/31/59
	54	vs. New Mexico, 1/29/55
3.	53	vs. Regis, 2/28/81
4.	52	at Air Force, 1/6/99
	52	vs. Utah State, 3/1/56
	52	vs. Louisville, 2/8/50
7.	51	vs. CU-Colorado Springs, 2/15/96
8.	49	vs. Regis, 1/19/83
	49	vs. New Mexico, 2/28/53
10.	48	vs. Idaho State, 1/7/64
	48	vs. Southern Colorado, 2/24/70

FREE-THROW PERCENTAGE

(minimum 13 made)

1.	1.000 (19-19)	vs. Bryant, 12/21/14
	1.000 (14-14)	vs. Louisiana-Lafayette, 12/30/10
	1.000 (19-19)	at New Mexico State, 2/19/05
	1.000 (13-13)	at Wyoming, 11/23/02
	1.000 (14-14)	vs. Southern Colorado, 2/2/7/93
	1.000 (15-15)	vs. Grand Canyon, 3/6/89
6.	.958 (15-16)	vs. Southern Colorado, 2/9/87
7.	.950 (19-20)	vs. Dordt, 1/4/92
8.	.947 (18-19)	vs. Loyola (Chicago), 12/3/97
9.	.941 (16-17)	vs. Western Kentucky, 2/9/06
	.941 (16-17)	at North Texas, 2/17/05
	.941 (16-17)	vs. Arkansas-Little Rock, 2/20/99

REBOUNDS

1.	82	vs. Northern Colorado, 12/13/58
2.	78	at New Mexico, 2/28/59
	78	vs. Colorado School of Mines, 12/16/55
4.	76	vs. Utah State, 3/1/56
5.	75	at Northern Colorado, 12/20/58
6.	73	vs. South Dakota Tech, 12/30/75
	73	vs. Wayne State (Neb.), 12/2/66
8.	70	vs. Colorado School of Mines, 11/30/63
9.	68	vs. Regis, 1/26/66
10.	67	vs. Western State, 12/2/74
	67	vs. Regis, 2/24/65

ASSISTS

1.	39	vs. Nebraska Wesleyan, 11/26/77
2.	37	vs. Hardin-Simmons, 12/11/76
3.	35	vs. Texas-Arlington, 12/12/77
4.	34	at Texas-Pan American, 2/10/78
5.	31	vs. Concordia (Neb.), 12/6/80
	31	vs. College of Santa Fe, 11/26/76
7.	29	vs. Loras, 11/25/89
	29	vs. Aurora, 12/22/87
	29	vs. College of Santa Fe, 11/25/77
	29	vs. Boise State, 12/3/77

STEALS

1.	22	vs. Seattle, 2/7/13
2.	18	vs. Rockmont, 2/10/82
3.	17	vs. Mount Senario, 2/25/95
	17	vs. Ottawa, 1/5/91
	17	vs. Fort Lewis, 2/4/91
	17	vs. Chadron State, 2/22/88
	17	vs. Metro State, 12/6/87
	17	vs. Dakota Wesleyan, 11/21/86
9.	16	Six occasions
		most recent vs. Chadron State, 1/20/90

BLOCKS

1.	11	vs. North Texas, 11/13/05
	11	vs. Stanford, 12/13/04
3.	10	vs. Ohio, 3/19/13
	10	vs. Arkansas State, 1/20/05
	10	vs. New Orleans, 2/26/05
	10	vs. Regis, 1/16/92
	10	CU-Colorado Springs, 1/17/89
8.	9	9 times, last vs. Stanford, 11/17/13

MAGNESS ARENA RECORDS

INDIVIDUAL

POINTS

38 Larry Nance (Wyoming).....vs. Denver, 12/15/13
 37 B.J. Pratt (Denver).....vs. Louisiana Tech, 12/29/99

REBOUNDS

20 Yemi Nicholson (Denver)..... vs. Troy, 1/28/06

FIELD GOALS MADE

15 Larry Nance (Wyoming).....vs. Denver, 12/15/13
 12 C.J. Pepper (Arkansas State)..... vs. Denver, 1/17/00
 B. J. Pratt (Denver).....vs. Louisiana Tech, 12/29/99
 Mekeli Wesley (BYU)..... vs. Denver, 12/2/99

FIELD-GOAL PERCENTAGE (minimum 10 attempts)

.909 Yemi Nicholson (Denver) 10-11 vs. Northern Colorado,
 12/15/06

THREE-POINT FIELD GOALS MADE

9 B.J. Pratt (Denver).....vs. Louisiana Tech, 12/29/99
 9 Joe Rosga (Denver)..... vs. Jacksonville, 11/12/16

THREE-POINT FIELD GOAL PERCENTAGE (minimum six made)

.857 Steve Wetrich (Denver) ...6-7 vs. Florida International, 1/14/06
 .857 B.J. Pratt (Denver).....6-7 vs. Colo. College, 2/4/01

FREE-THROWS MADE

18 Nate Rohnert (Denver).....vs. Wyoming, 11/24/09

FREE-THROW PERCENTAGE (minimum 10 made)

1.000 Tommy Gunn (MTSU)..... 11-11 vs. Denver, 2/8/03
 1.000 Brian Stafford (Denver)..... 10-10 vs. Louisiana-Monroe, 3/4/09

ASSISTS

15 Rodney Billups (Denver)vs. Louisiana-Lafayette, 2/5/05

STEALS

8 Chase Hallam (Denver).....vs. Seattle, 2/7/13
 7 Royce O'Neale (Denver).....vs. North Texas 2/26/12
 Xander McNally (Denver) vs. Louisiana-Lafayette, 2/10/08

BLOCKS

9 Yemi Nicholson (Denver).....vs. New Orleans, 2/26/05

TEAM

DENVER POINTS

100 Denver.....vs. North Texas, 2/10/01

OPPONENT POINTS

99 Oregon.....vs. Denver, 11/21/00

POINTS, BOTH TEAMS

189 Denver vs. Oregon 11/21/00

FIELD GOALS MADE

40 North Texas..... vs. Denver, 2/10/01

FIELD GOALS ATTEMPTED

79 Arkansas-Little Rock..... vs. Denver, 1/31/00

FIELD-GOAL PERCENTAGE (minimum 25 attempts)

.711 Colorado State 27-38 vs. Denver, 12/15/01

THREE-POINT FIELD GOALS MADE

17 Denver.....vs. Colorado State, 12/19/14

THREE-POINT FIELD GOALS ATTEMPTED

34 Denver..... vs. Louisiana-Monroe, 2/18/12

THREE-POINT FIELD GOAL PERCENTAGE (minimum 10 attempts)

.727 New Orleans..... 8-11 vs. Denver, 1/20/01

FREE-THROWS MADE

41 Wyoming.....vs. Denver, 11/24/09

FREE-THROWS ATTEMPTED

51 Wyoming.....vs. Denver, 11/24/09

FREE-THROW PERCENTAGE (minimum 10 attempts)

1.000 Denver..... 19-19 vs. Bryant, 12/21/14
 1.000 Denver..... 14-14 vs. Louisiana-Lafayette, 12/30/10
 1.000 Denver..... 12-12 vs. North Dakota State, 2/12/15
 1.000 Denver.....12-12 vs. St. Francis, 12/31/13
 1.000 Denver.....11-11 vs. San Jose State, 1/17/13

REBOUNDS

54 Denver.....vs. Colorado Christian, 12/28/00

ASSISTS

28 Arkansas State..... vs. Denver, 1/17/00

STEALS

22 Denver..... vs. Seattle, 2/7/13

BLOCKS

11 Denver.....vs. North Texas, 1/13/05
 Denver.....vs. Stanford, 12/13/04

ATTENDANCE

7,186..... Jan. 2, 2006 vs. Wyoming, W 69-64
 7,168.....Dec. 19, 2011 vs. Wyoming, W 57-46
 7,075.....Jan. 26, 2012 vs. Arkansas State, W 66-52
 6,535.....Dec. 13, 2004 vs Stanford, L 52-56
 6,420.....Nov. 11, 2011 vs. Portland State, W 69-61
 6,406.....Feb. 22, 2014 vs. Omaha, W 72-60
 6,355.....Dec. 22, 2011 vs. The Citadel, W 70-58
 6,319.....Jan. 6, 2004 vs. Wyoming, W 63-62



Magness Arena - Denver vs. Arkansas State 1/26/2012



YEAR-BY-YEAR RESULTS

1904 (3-1) Coach: None

1/16	Denver Athletic Club	W 48-16
1/30	Colorado College	W 34-20
2/6	Colorado	W 16-11
2/12	@ Colorado State	L 17-19

1905 (1-0) Coach: None

2/17	Colorado State	W 24-15
------	----------------	---------

1906 (6-7) Coach: None

	Colorado Springs YMCA	W 39-30
	Arvada High School	W 22-9
	Whitney Sporting Goods	W 20-16
	@ Professional Schools	L 22-47
	@ Northern Colorado	L 20-64
	@ Colorado School of Mines	L 22-49
	DU Preps	W 68-14
	East High School	W 42-29
	@ Idaho Springs	L 26-40
	@ Georgetown (Colo.)	L 14-47
	Denver News-Times	W 43-26
	@ Longmont Athletic Club	L 10-16
	@ Colorado State	L 24-50

1911 (4-6) Coach: Charles Wingender

	@ Colorado State	L 20-45
	@ Cheyenne	L 16-59
1/28	Fort Lupton	L 29-31
2/3	Colorado School of Mines	L 26-51
	Westminister	W 81-6
	@ Colorado School of Mines	L 19-35
	@ Westminister	W 86-14
	Alumni	W 43-27
	Colorado State	W 30-29
	Company F	L 19-43

1912 (5-5) Coach: Clem Crowley

	East High School	W 38-8
	@ Colorado School of Mines	L 10-40
2/1	@ Fort Collins YMCA	W 29-28
2/9	@ Colorado State	L 17-24
2/10	@ Littleton Athletic Club	L 16-57
2/12	Manual High School	W 72-28
2/15	@ Eaton High School	L 29-35
2/20	@ Castle Rock High School	W 27-19
2/25	Colorado School of Mines	L 17-25
2/27	Colorado State	W 22-20

1913 (1-5) Coach: Hiram Wilson

1/31	@ Colorado State	W 23-21
2/7	@ Colorado School of Mines	L 13-26
2/14	Colorado	L 9-24
2/20	Colorado School of Mines	L 20-35
2/25	@ Colorado	L 12-26
2/28	Colorado State	L 21-30

1914 (2-4) Coach: Hiram Wilson

1/30	@ Colorado State	L 36-56
2/6	@ Colorado	L 20-48
2/13	Colorado School of Mines	L 14-15
2/20	Colorado	L 19-29
2/27	@ Colorado School of Mines	W 27-17
3/7	Colorado State	W 25-24

1915 (8-0) Coach: Charles Wingender

1/22	@ Colorado School of Mines	W 29-19
2/3	@ Colorado	W 26-11
2/10	Colorado State	W 33-23
2/13	Colorado School of Mines	W 23-21
2/19	Colorado	W 24-14
2/23	@ Colorado College	W 22-21
2/27	@ Colorado State	W 20-19
2/28	Colorado College	W 18-17

1916 (7-3) Coach: Charles Wingender

1/25	@ Colorado School of Mines	W 21-18
1/29	@ Colorado State	L 17-29
1/30	@ Northern Colorado	W 44-7
2/5	@ Colorado College	L 14-26
2/12	Northern Colorado	W 66-12
2/18	@ Colorado	W 18-12
2/22	Colorado College	L 20-30
2/29	Colorado School of Mines	W 62-8
3/3	Colorado State	W 30-18
3/9	Colorado	W 19-18

1917 (4-4) Coach: John Fike

1/28	Colorado School of Mines	W 35-21
2/6	@ Colorado School of Mines	W 38-9
2/14	Colorado College	W 34-32
2/17	Colorado State	W 28-17
2/21	Colorado	L 20-22
3/1	@ Colorado State	L 20-41
3/3	@ Colorado	L 9-30
3/4	@ Colorado College	L 17-41

1918 (3-5) Coach: John Fike

1/22	Colorado School of Mines	W 31-25
1/29	@ Colorado State	L 26-27
2/3	@ Colorado College	L 26-36
2/10	@ Colorado	L 18-26
2/15	@ Colorado School of Mines	L 24-29
2/15	@ Northern Colorado	L 26-28
2/25	Colorado	W 19-11
3/8	Colorado State	W 19-18

1919 (4-4) Coach: Charles Wingender

1/26	@ Colorado School of Mines	L 21-24
1/31	Colorado School of Mines	W 23-20
2/2	@ Colorado State	W 29-14
2/2	@ Colorado	L 13-24
2/10	Colorado	L 23-30
2/15	@ Colorado College	L 17-25
2/27	Colorado College	W 29-25
3/1	@ Northern Colorado	W 32-26

1920 (1-8) Coach: George Koonsman

1/20	@ Wyoming	L 15-37
1/24	@ Colorado College	L 14-31
1/31	Colorado State	L 16-35

1921 (2-7) Coach: Thomas Thompson

1/15	@ Northern Colorado	W 28-21
1/22	Wyoming	W 23-21
1/28	Colorado College	L 16-43
2/1	@ Colorado School of Mines	L 27-48
2/5	Wyoming	L 21-30
2/8	@ Colorado State	L 7-27
2/12	@ Colorado	L 14-25
2/19	Colorado State	L 15-24
3/1	Colorado	L 14-26

1922 (4-6) Coach: Ralph Woods

1/20	Colorado College	L 26-49
1/23	@ Colorado School of Mines	L 33-49
1/28	Colorado State	W 26-22
2/1	Wyoming	W 23-20
2/5	Colorado	L 20-32
2/6	@ Colorado	W 23-19
2/10	@ Colorado State	L 14-22
2/15	@ Wyoming	W 27-26
2/20	Colorado School of Mines	L 20-28
2/25	@ Colorado College	L 15-45

1923 (6-7) Coach: Ralph Woods

	@ Colorado College	L 34-43
1/19	Colorado School of Mines	W 28-22
	Wyoming	W 32-18
2/9	@ Colorado	W 27-25
2/10	Colorado	L 17-24
2/17	@ Wyoming	W 31-29
	Colorado College	W 31-19
	@ Colorado School of Mines	L 20-32
	Western State	W 61-12
	@ Montana State	L 30-38
	@ Montana State	L 17-34
	@ Utah State	L 36-67
	@ Utah State	L 36-59

1924 (3-8) Coach: Aubrey DeVine

1/25	@ Colorado College	L 24-34
1/26	Colorado School of Mines	L 18-20
2/2	@ Colorado State	W 19-15
2/8	@ Colorado	W 20-19
2/9	Colorado	L 25-28
2/15	Montana State	L 20-23
2/17	Colorado State	L 16-18
2/22	Wyoming	L 25-28
2/23	Wyoming	W 31-27
2/27	@ Colorado School of Mines	L 13-27
3/1	Colorado College	L 16-32

1925 (5-6) Coach: Aubrey DeVine

1/17	@ Western State	W 56-33
1/23	Colorado State	W 26-13
1/30	Colorado School of Mines	W 27-22
2/6	@ Wyoming	L 15-25
2/7	@ Wyoming	L 15-19
2/13	Western State	W 55-29
2/14	Colorado	L 37-38
2/20	@ Colorado School of Mines	L 24-27
2/21	@ Colorado College	L 11-14
2/27	Colorado College	L 17-39
2/28	@ Colorado	W 25-23

1926 (5-7) Coach: Jimmy Middlebrook

1/22	Northern Colorado	L 29-33
1/23	Colorado State	W 35-30
1/29	@ Colorado School of Mines	W 28-23
1/30	@ Colorado State	W 47-21
2/5	Wyoming	L 22-27
2/6	Wyoming	W 31-14
2/12	@ Northern Colorado	L 15-23
2/19	Colorado School of Mines	W 36-20
2/20	Colorado College	L 27-31
2/22	@ Colorado	L 26-28
2/26	Colorado College	L 21-33
2/27	Colorado	L 38-44

1927 (5-6) Coach: Burt Potter

1/14	@ Wyoming	W 28-25
1/15	@ Wyoming	L 26-31
1/21	@ Northern Colorado	L 27-38
1/29	@ Colorado College	L 24-35
2/4	Colorado School of Mines	L 22-30
2/12	Colorado	W 26-24
2/19	Colorado School of Mines	W 28-26
2/23	@ Colorado State	W 26-21
2/25	Colorado College	L 27-31
2/27	@ Colorado	L 19-28

1928 (10-4) Coach: Burt Potter

1/6	@ Western State	W 54-36
1/7	@ Western State	W 41-24
1/13	Wyoming	W 46-28
1/14	Wyoming	W 48-18
1/20	Colorado	W 36-22
1/27	Colorado College	L 29-32
1/31	@ Colorado School of Mines	W 31-27
2/4	@ Colorado State	L 39-46
2/8	@ Northern Colorado	W 36-27
2/10	@ Colorado	W 37-27
2/18	@ Colorado	W 46-38
2/25	@ Colorado College	L 33-45
3/2	Colorado School of Mines	L 25-32
3/3	Colorado State	W 40-30

1929 (12-8) Coach: Burt Potter

1/4	Western State	W 35-17
1/5	Western State	W 36-34
1/11	@ Wyoming	L 28-31
1/19	Wyoming	L 23-29
1/26	@ Colorado College	L 20-32
2/1	Colorado State	W 44-22
2/7	Colorado	L 34-36
2/9	@ Northern Colorado	W 35-25
2/11	@ Colorado	L 20-30
2/16	Northern Colorado	W 51-22
2/23	Colorado College	L 20-32
	@ Colorado School of Mines	W 29-24
	Colorado School of Mines	L 32-34
	@ Colorado State	W 44-42
	Agate #	W 54-22
	Canole #	W 41-19
	Fratt's Bookstore #	W 30-25
	Fisher Bodies (Flint, Mich.) \$	W 50-13
	Miami (Fla.) \$	W 25-20
	Kenosha \$	L 11-23

Regional AAU Tournament (Denver, Colo.)
\$ National AAU Tournery (Kansas City, Mo.)

1930 (10-7) Coach: Burt Potter

1/3	@ Western State	L 31-37
1/4	@ Western State	W 38-30
1/18	@ Colorado College	W 26-20
1/24	@ Northern Colorado	W 2-0 (forfeit)
1/28	@ Colorado School of Mines	W 45-14
1/31	Wyoming	W 35-23
2/1	Colorado State	W 40-20
2/4	@ Northern Colorado	W 2-0 (forfeit)
2/8	Colorado College	L 31-32
2/11	@ Colorado	L 22-27
2/18	Colorado	L 20-24
2/21	@ Wyoming	W 29-46
2/22	@ Colorado State	L 25-28
3/1	Colorado School of Mines	W 32-23
	Taylor Clothing (Fort Collins) #	W 33-16
	Western State #	W 26-22
	Wyoming #	L 25-30

Regional AAU Tournament (Denver, Colo.)

1931 (10-8) Coach: Stuart Clark

1/9	Western State	L 37-47
1/10	Western State	W 46-29
1/14	@ Wyoming	L 28-47
1/17	@ Colorado College	L 27-48
1/24	Colorado School of Mines	W 33-13
1/31	Colorado College	W 36-30
2/7	Wyoming	L 22-29
2/11	@ Colorado	W 24-22
2/13	Colorado State	L 27-39
2/14	@ Colorado State	L 28-31
2/20	Colorado	W 34-28
2/24	@ Colorado School of Mines	W 26-23
2/27	Northern Colorado	L 23-34
2/28	@ Northern Colorado	W 23-20
	Ideal Cleaners (Denver) #	W 41-20
	Wheat Ridge #	W 29-18
	Outdoor (Boulder) #	W 27-26
	Northern Colorado #	L 29-36

Regional AAU Tournament (Denver, Colo.)

1931-32 (3-15) Coach: Stuart Clark

12/16	Piggly Wiggly	L 16-35
12/23	Utah	L 24-50
1/8	Northern Colorado	L 9-34
1/15	Colorado College	L 26-29
1/16	@ Colorado College	L 19-27
1/22	Western State	L 21-22
1/23	Western State	L 27-31
1/26	@ Colorado School of Mines	W 21-19
1/29	Wyoming	L 28-31



1907-08 Denver Team

1907 (7-10) Coach: John Koehler

	@ Colorado State	L 28-29
1/19	@ Colorado	L 17-32
1/25	Colorado	L 21-26
	@ Colorado School of Mines	W 33-32
	Colorado State	W 27-25
	@ William Jewell	L 24-26
	@ Company C	W 25-14
	@ Company M	L 28-34
	@ Company M	L 21-41
	@ Kenosha YMCA	W 49-27
	@ Port Washington Maroons	L 37-43
	@ Port Washington Maroons	L 27-41
	@ Bushy Business College	W 24-19
	@ Company F	L 19-30
	@ Highland Park	W 25-20
	@ Nebraska Wesleyan	W 35-16
	@ Nebraska	L 13-30

1908 (1-2) Coach: John Koehler

2/25	Colorado	W 30-22
	@ Muscatine	L (score unknown)
	@ Colorado School of Mines	L 19-48

1909 (4-12) Coach: John Koehler

1/30	@ Colorado School of Mines	L 26-57
2/3	@ Idaho Springs YMCA	W 32-31
2/6	@ Colorado Springs YMCA	L 40-43
2/11	Colorado School of Mines	L 21-48
2/13	@ Cotner	W 56-22
2/15	@ South Dakota	W 26-21
2/16	@ Company G	L 29-38
2/17	@ Sioux City YMCA	L 23-40
2/18	@ Morningside	L 21-33
2/22	@ Port Washington Maroons	L 26-54
2/23	@ Fon Du Lac Athletic Club	L 20-42
2/24	@ Plymouth Athletic Club	L 21-34
2/25	@ Sheyboygan Athletic Club	W 37-23
2/26	@ Two Rivers Athletic Club	L 10-80
2/27	@ Neenah Athletic Club	L 26-72
3/3	@ Lawrence	L 15-21


1910 No team at DU

YEAR-BY-YEAR RESULTS

1/24 Colorado State
1/27 Wyoming
1/28 @ Colorado
2/1 Utah
2/7 @ Oklahoma
2/8 @ Oklahoma City
2/14 @ Wyoming
2/15 @ Utah
2/21 @ Colorado School of Mines
2/22 Colorado School of Mines
2/28 @ Brigham Young!
3/1 @ Utah State
* at Des Moines, Iowa
! at Springville, Utah

W 57-44 12/19 @ Louisville
L 38-63 12/21 @ Toledo
W 51-47 12/29 Columbia
L 50-56 1/2 Wyoming
L 32-45 1/6 Utah State
W 66-48 1/7 Utah State
L 32-38 1/12 @ Colorado State
L 38-68 1/13 Colorado State
W 64-47 1/16 Brigham Young
W 83-60 1/20 @ Brigham Young!
W 59-56 1/21 @ Utah
W 44-39 1/23 @ Utah
1/27 Colorado State
1/29 Regis
2/3 Utah
2/4 Utah

1947-48 (18-11) Coach: Ellison Ketchum
12/4 @ St. John's W 54-52
12/6 @ St. Joseph's L 41-59
12/8 @ Georgetown L 60-64
12/10 @ Hamline L 47-51
12/12 vs. Eastern Kentucky * W 53-49
12/20 Notre Dame W 61-60
12/22 Marshall W 69-56
12/27 @ Bradley L 54-72
12/29 @ Drake L 54-62
1/5 Colorado State W 59-53
1/9 @ Northern Colorado W 58-49
1/10 Northern Colorado W 63-51
1/16 @ Brigham Young! L 69-75
1/17 @ Utah State W 59-51
1/23 Brigham Young W 58-53
1/30 Utah L 37-43
1/31 Colorado School of Mines W 62-34
2/5 @ Colorado School of Mines W 63-44
2/13 Wyoming W 40-37
2/14 @ Colorado College W 60-41
2/16 Colorado College W 83-68
2/23 Utah State W 71-54
2/27 @ Wyoming L 44-46
2/28 @ Utah L 48-63
3/5 @ Colorado State W 71-58
3/9 vs. Mankato State & L 46-49
3/14 Howard Payne # W 55-49
3/15 Los Angeles Police # W 69-48
3/17 Oakland Bittners # L 57-63
* at Louisville, Ky.
! at Springville, Utah



Dale Toft

& NAIA Tournament (Kansas City, Mo.)
Regional AAU Tournament (Denver, Colo.)

1948-49 (18-15) Coaches: Ketchum/Brawner
Ketchum (6-9)/Brawner (12-6)
12/4 @ Niagara L 56-58
12/6 @ St. John's L 53-55
12/9 @ Syracuse W 65-63
12/10 @ Toledo L 51-65
12/17 Emporia State W 61-60
12/18 Hamline L 54-60
12/25 @ Regis L 46-47
12/27 Ohio State L 57-66
1/7 @ Utah State W 52-50
1/8 @ Utah State L 48-59
1/10 @ Brigham Young * W 50-48
1/14 Regis W 42-29
1/17 Brigham Young L 48-51
1/21 @ Valparaiso W 40-37
1/22 @ Notre Dame L 46-49
1/24 Pittsburgh W 47-46
1/28 Utah State W 59-57
1/29 Utah State W 83-54
2/4 @ Wyoming L 34-44
2/5 @ Wyoming L 42-47
2/7 Brigham Young W 68-54
2/11 No. 12 Utah L 54-70
2/12 No. 12 Utah W 62-58
2/14 @ Colorado State W 59-56
2/18 @ Colorado State W 66-62
2/19 Colorado State W 83-54
2/21 Colorado State W 60-55
2/26 @ DePaul L 50-69
2/28 No. 14 Wyoming W 37-34
3/1 No. 12 Wyoming L 34-35
3/4 @ No. 13 Utah W 39-38
3/5 @ No. 13 Utah L 44-69
3/7 @ Brigham Young! W 53-39
! at Springville, Utah
Note: Ketchum served as coach through 1/22 before being replaced by Brawner.

1949-50 (18-13) Coach: Hoyt Brawner
12/8 Utah State * W 60-39
12/9 Utah * W 53-50
12/10 Brigham Young * L 54-56
12/15 @ Niagara L 54-55
12/17 @ No. 4 Long Island L 43-58

2/8 No. 13 Louisville W 79-70
2/10 Brigham Young W 54-46
2/17 Wyoming W 45-35
2/20 @ Colorado State W 41-36
2/24 @ Wyoming W 59-52
2/25 @ Wyoming L 39-61
2/28 Regis W 50-45
3/3 @ Utah State L 44-52
3/4 @ Utah State W 53-50
3/5 @ Brigham Young! L 50-75
* Skyline Conference Tournament
! at Springville, Utah

1950-51 (14-16) Coach: Hoyt Brawner
12/7 @ No. 10 Long Island L 56-58
12/9 @ Niagara L 44-50
12/12 @ No. 10 Toledo L 44-50
12/14 @ Drake W 66-60
12/16 vs. Peru State * W 66-64
12/27 New Mexico! W 59-40
12/28 Utah! L 43-45
12/29 Utah State! W 63-48
1/5 Brigham Young L 47-53
1/6 Brigham Young W 42-41
1/12 Utah W 52-47
1/13 Utah L 47-49
1/15 Regis W 60-58
1/19 Utah State W 65-63
1/20 Utah State W 56-51
1/25 vs. No. 19 Brigham Young & L 58-91
1/26 vs. No. 19 Brigham Young & L 44-60
1/29 @ Utah L 53-67
2/2 Wyoming L 46-55
2/3 Wyoming L 38-42
2/5 @ Colorado State W 63-53
2/9 Regis W 61-51
2/16 @ Wyoming W 60-47
2/17 @ Colorado State L 62-70
2/19 Colorado State W 61-54
2/23 @ Utah L 54-59
2/24 @ Utah State L 60-66
2/26 @ Utah State W 80-73
3/3 Colorado State L 65-68
3/7 @ Wyoming L 61-82
* at Grand Island, Neb.
! Skyline Conference Tournament
& at Salt Lake City, Utah

1951-52 (11-15) Coach: Hoyt Brawner
12/5 @ Northern Colorado W 65-46
12/8 @ No. 8 Kansas L 53-84
12/11 @ Ohio State W 67-58
12/13 @ Michigan State L 48-50
12/15 @ No. 15 Kansas State L 55-65
12/17 Drake L 50-57
12/21 @ UCLA L 58-60
12/22 @ UCLA L 51-60
12/27 Santa Clara W 65-59
1/5 No. 18 Utah L 38-49
1/11 @ Brigham Young L 51-55
1/12 @ Utah W 69-64
1/19 @ New Mexico W 72-59
1/24 Brigham Young L 55-59
1/26 Regis L 57-59
1/29 Northern Colorado W 63-42
2/2 @ Wyoming L 52-60
2/8 @ Colorado State W 61-52
2/9 Utah State W 58-46
2/12 Regis W 62-45
2/16 New Mexico W 61-44
2/21 @ Utah State L 63-81
2/23 @ Montana L 63-66
2/27 Colorado State L 62-79
3/1 Montana W 66-59
3/7 No. 16 Wyoming L 54-61


1952-53 (9-16) Coach: Hoyt Brawner
12/5 @ Fort Warren Air Force Base L 69-73
12/6 @ Northern Colorado L 39-43
12/12 @ Colorado College W 84-58
12/13 Colorado College W 81-42
12/16 @ Drake L 54-62
12/18 @ Creighton L 74-80
12/20 vs. Northern Colorado * W 51-46
12/26 Navy Amphibious Force L 61-68
12/27 Navy Amphibious Force L 64-75
1/3 @ Wyoming L 46-73
1/8 Brigham Young L 54-55
1/10 Utah W 52-49
1/15 Wyoming L 39-62
1/21 Regis L 52-58
1/24 Drake W 78-66
1/29 @ Colorado State W 66-59
1/31 @ New Mexico L 63-88
2/5 @ Utah State L 73-83
2/7 @ Montana L 57-74
2/19 Utah State L 62-69
2/21 Montana W 69-62
2/28 New Mexico W 66-64
3/5 @ Brigham Young L 40-69
3/6 @ Utah L 51-52
3/10 Colorado State W 80-77
* at North Platte, Neb.

1953-54 (6-21) Coach: Hoyt Brawner
12/1 @ Northern Colorado L 56-73
12/5 @ No. 8 Kansas State L 41-70
12/12 @ Regis W 50-48
12/18 No. 17 UCLA L 63-70
12/19 No. 17 UCLA L 45-66
12/23 Creighton L 60-65
12/28 @ No. 18 Wisconsin L 48-67
12/29 @ Ohio State L 56-74
12/31 @ Kentucky Wesleyan * L 55-64
1/1 vs. South Carolina * W 77-63
1/2 vs. Tennessee * L 50-66
1/8 @ Brigham Young L 58-81
1/9 @ Utah L 58-64
1/14 No. 18 Colorado State L 51-62
1/16 Wyoming L 59-64
1/23 Northern Colorado L 57-59
1/30 New Mexico L 61-75
2/4 Utah State W 65-60
2/6 Montana W 70-65
2/9 @ Wyoming W 60-49
2/13 Regis W 65-59
2/16 @ No. 19 Colorado State L 45-58
2/18 @ Utah State L 55-67
2/20 @ Montana L 52-60
2/27 @ New Mexico L 56-58
3/4 Utah L 54-60
3/6 Brigham Young L 57-69
* at Owensboro, Ky.

1954-55 (9-14) Coach: Hoyt Brawner
12/1 @ Colorado School of Mines W 80-38
12/4 @ Regis W 66-63
12/11 Regis W 73-68
12/17 @ Iowa State L 59-80
12/20 Michigan L 77-104
12/27 vs. Evansville * L 81-96
12/28 vs. Mississippi * W 88-81
12/29 @ Kentucky Wesleyan * L 77-79

1/1 @ Washington (Mo.) W 57-50
1/6 No. 8 Utah L 58-82
1/18 Brigham Young L 68-90
1/14 @ Wyoming L 57-61
1/25 @ Colorado State L 57-65
1/22 @ New Mexico L 56-66
1/27 Colorado State W 73-69
1/29 New Mexico W 97-56
2/3 @ Montana L 55-69
2/5 @ Utah State L 64-65
2/11 Montana W 74-68
2/19 Wyoming L 60-82
2/24 Utah State W 77-63
3/4 @ Brigham Young L 62-78
3/5 @ No. 7 Utah L 70-99
* at Owensboro, Ky.

1955-56 (13-12) Coach: Hoyt Brawner
12/1 @ Colorado School of Mines W 61-55
12/3 @ Regis W 57-55
12/9 @ No. 16 UCLA L 40-68
12/10 @ Southern California L 48-71
12/16 Colorado School of Mines W 81-57
12/17 Northern Colorado W 66-50
12/21 Iowa State W 65-62
12/27 @ Michigan L 69-74
12/29 vs. Virginia Military Institute * W 84-75
12/30 vs. Marshall * L 78-79
1/6 @ Wyoming L 51-66
1/7 @ Colorado State W 78-57
1/12 No. 20 Utah L 72-83
1/14 Montana W 65-51
1/21 @ New Mexico L 61-69
1/28 Regis W 78-68
2/3 @ Utah State L 74-76
2/4 @ Brigham Young L 65-81
2/11 New Mexico W 81-61
2/16 @ Montana L 72-89
2/18 @ Utah L 68-99
2/24 Wyoming W 80-74
2/25 Colorado State W 68-65
3/1 Utah State W 110-80
3/3 Brigham Young L 86-96
* at Fayetteville, Ind.



Dick Hotten

1956-57 (11-12) Coach: Hoyt Brawner
11/30 vs. No. 20 Seattle * L 60-67
12/1 @ Idaho State L 55-64
12/8 @ Iowa L 57-58
12/14 @ Northern Colorado W 84-64
12/17 Southern California W 59-57
12/28 vs. Mississippi State! L 65-69
12/29 @ Evansville L 79-80
1/1 @ Butler L 69-72
1/7 Wyoming W 74-56
1/10 @ Utah L 70-84
1/13 @ Montana L 49-52
1/18 Colorado State L 62-70
1/19 New Mexico W 60-55
1/26 Colorado College W 95-60
1/31 Utah State W 69-66
2/2 Brigham Young L 65-74
2/9 @ New Mexico W 77-72
2/14 Montana W 55-53
2/16 Utah W 64-59
2/22 @ Colorado State W 62-61
2/23 @ Wyoming W 64-63



YEAR-BY-YEAR RESULTS

3/1 @ Utah State L 60-64
 3/2 @ Brigham Young L 51-65
 * at Pocatello, Idaho
 ! at Evansville, Ind.

1957-58 (13-12) Coach: Hoyt Brawner

12/6 vs. Montana State * L 49-51
 12/7 @ Idaho State L 33-46
 12/11 Colorado School of Mines W 72-57
 12/16 @ Nebraska L 63-68
 12/18 @ Nebraska-Omaha W 76-57
 12/21 Stanford L 70-77
 12/26 vs. No. 17 San Francisco ! L 48-65
 12/27 vs. No. 16 Western Kentucky ! W 84-63
 12/28 Idaho State L 61-65
 1/4 Northern Colorado W 88-47
 1/10 @ Colorado State L 56-62
 1/11 @ Wyoming L 56-68
 1/16 Montana W 55-53
 1/18 Utah W 73-57
 1/25 @ Northern Colorado W 79-65
 2/1 New Mexico W 84-56
 2/7 @ Utah State L 68-72
 2/8 @ Brigham Young L 60-72
 2/13 Wyoming W 77-70
 2/15 Colorado State L 53-58
 2/20 @ Utah L 75-97
 2/22 @ Montana W 55-52
 3/1 @ New Mexico W 72-55
 3/6 Brigham Young W 65-57
 3/8 Utah State W 74-68
 * at Pocatello, Idaho
 ! at Oklahoma City, Okla.

1958-59 (14-10) Coach: Hoyt Brawner

12/6 @ Loyola (Chicago) L 63-90
 12/8 @ No. 7 Kansas W 73-60
 12/13 Northern Colorado W 72-64
 12/20 @ Northern Colorado W 64-61
 12/26 @ Southern California L 51-61
 12/27 @ UCLA L 57-71
 12/29 @ Chapman L 57-76
 12/30 @ San Diego State L 43-61
 1/9 Colorado State W 88-67
 1/15 @ Montana W 66-62
 1/17 @ Utah L 56-72
 1/23 Wyoming W 74-48
 1/28 Air Force W 84-65
 1/31 New Mexico W 97-66
 2/5 Utah State W 80-68
 2/7 Brigham Young W 101-90
 2/13 @ Wyoming W 74-39
 2/14 @ Colorado State L 52-60
 2/19 No. 17 Utah W 67-62
 2/21 Montana W 74-70
 2/28 @ New Mexico W 84-61
 3/6 @ Brigham Young L 67-72
 3/7 @ Utah State L 71-88
 3/14 vs. New York University * L 81-90
 * at National Invitation Tourney (New York, N.Y.)

1959-60 (13-11) Coach: Hoyt Brawner

12/5 San Jose State W 64-47

12/9 @ Air Force W 56-53
 12/15 San Francisco L 62-68
 12/17 @ Akron L 60-70
 12/19 @ New York University L 68-91
 12/21 @ Michigan W 71-65
 12/26 @ Oregon L 49-66
 12/28 vs. Hawaii * W 76-59
 12/29 vs. No. 12 New Mexico State * L 62-68
 1/8 @ Colorado State L 70-88
 1/9 @ Wyoming W 74-62
 1/14 Montana L 69-70
 1/16 No. 7 Utah L 62-75
 1/29 UCLA W 71-68
 1/30 vs. New Mexico ! W 84-63
 2/5 @ No. 9 Utah State L 61-65
 2/6 @ Brigham Young W 88-47
 2/11 Wyoming L 56-62
 2/13 Colorado State L 56-68
 2/18 @ No. 8 Utah W 55-53
 2/20 @ Montana W 73-57
 2/27 @ New Mexico W 79-65
 3/3 Brigham Young W 84-56
 3/5 No. 10 Utah State L 68-72
 * at Corvallis, Ore.
 ! at Air Force Academy, Colo.

1960-61 (12-14) Coach: Hoyt Brawner

12/1 Regis W 57-56
 12/3 @ Regis L 56-64
 12/10 @ Air Force L 68-81
 12/13 @ Nebraska L 52-77
 12/15 @ Creighton L 71-77
 12/21 Michigan W 68-59
 12/27 vs. Cal State-Los Angeles * W 79-74
 12/28 vs. Penn State * W 58-50
 12/30 @ Washington (Mo.) W 68-60
 1/5 Wyoming W 81-66
 1/7 Colorado State L 59-72
 1/12 @ Montana L 44-61
 1/14 @ Utah L 82-95
 1/21 Northern Colorado W 74-59
 1/27 @ UCLA L 64-85
 1/28 @ No. 9 Southern California L 52-68
 2/2 Utah State W 67-61
 2/4 Brigham Young L 60-89
 2/10 @ Wyoming W 69-60
 2/11 @ Colorado State L 45-52
 2/16 Utah L 62-67
 2/18 Montana W 56-36
 2/22 @ New Mexico L 57-69
 2/25 New Mexico W 68-64
 3/3 @ Brigham Young L 57-74
 3/4 @ Utah State W 77-72
 * at Evansville, Ind.

1961-62 (8-17) Coach: Hoyt Brawner

12/1 @ Regis L 60-62
 12/2 Regis W 74-61
 12/8 @ New York University L 69-83
 12/11 @ Michigan L 63-74
 12/12 @ DePaul L 50-79
 12/14 @ Creighton L 59-60
 12/20 Colorado College W 41-40
 12/29 @ Arizona State L 62-106
 12/30 @ Arizona L 57-71
 1/5 @ Wyoming L 54-59
 1/6 @ Colorado State L 52-70
 1/11 Utah L 70-95
 1/13 Montana W 60-55
 1/17 @ Northern Colorado W 83-72
 1/24 Air Force L 56-58
 1/27 New Mexico W 94-82
 2/2 @ Brigham Young L 73-98
 2/3 @ Utah State L 79-83
 2/8 Wyoming W 92-87
 2/10 Colorado State L 67-77
 2/15 @ Montana L 54-63
 2/17 @ Utah L 70-109
 2/24 @ New Mexico W 99-81
 3/1 Utah State L 64-82
 3/3 Brigham Young W 91-88


1962-63 (6-19) Coach: Troy Bledsoe

11/30 @ UCLA L 41-70
 12/1 @ Southern California L 62-70
 12/3 @ New Mexico L 52-63
 12/7 Evansville L 84-88
 12/12 San Diego State W 81-55
 12/15 @ Nebraska W 63-54
 12/17 @ Kansas L 43-68
 12/26 Utah W 84-68
 12/28 Texas * L 52-63
 12/29 Tennessee * L 58-59
 12/31 @ No. 6 Arizona State L 72-79 (ot)
 1/5 Colorado State W 65-76
 1/12 New Mexico L 51-52

1/16 Northern Colorado W 90-85
 1/19 Regis L 64-70
 1/23 Air Force W 71-58
 1/25 @ Utah State L 62-88
 1/26 @ Idaho State W 63-62
 2/1 @ Wyoming L 72-87
 2/2 @ Utah L 67-78
 2/9 @ Colorado State L 57-79
 2/14 Wyoming L 71-78
 2/16 Utah State L 70-74
 2/22 @ Air Force L 61-64 (ot)
 3/2 @ Regis L 69-78

1963-64 (6-20) Coach: Troy Bledsoe

11/30 Colorado School of Mines W 53-32
 12/7 Oklahoma City L 66-80
 12/10 @ Arizona L 64-74
 12/12 @ New Mexico L 43-49



Jim Peay

12/14 No. 4 Arizona State W 84-83
 12/18 @ Kansas State L 65-72
 12/20 No. 4 Cincinnati L 48-64
 12/28 vs. Baylor * W 70-51
 12/30 @ Texas-El Paso L 42-53
 1/4 Colorado State L 55-74
 1/7 Idaho State W 93-75
 1/11 @ Regis L 72-87
 1/18 Brigham Young W 71-65
 1/25 @ Wyoming L 56-65
 1/29 Regis L 44-47
 2/1 @ Brigham Young L 56-57
 2/3 @ Utah State L 56-75
 2/8 @ Oklahoma City L 57-77
 2/10 @ Texas-El Paso L 48-62
 2/13 Wyoming L 68-77
 2/17 Utah State L 72-74
 2/21 @ Air Force L 44-51
 2/28 @ Colorado State L 50-57
 2/29 New Mexico L 41-71
 3/3 Air Force W 71-59
 3/7 Oregon L 58-64
 * at El Paso, Texas

1964-65 (11-14) Coach: Troy Bledsoe

12/1 @ Colorado L 74-86
 12/4 Colorado * W 84-73
 12/5 Colorado State * L 65-79
 12/12 Texas-El Paso W 56-55
 12/15 Western State W 96-57
 12/18 vs. Louisiana State ! L 82-88
 12/19 vs. George Washington ! L 78-80
 12/21 @ Cincinnati L 64-99
 1/2 @ New Mexico L 45-67
 1/8 @ Colorado State L 70-74
 1/9 @ Air Force W 62-60
 1/14 Wyoming L 76-81
 1/16 Oklahoma City W 94-76
 1/22 @ Wyoming L 92-105
 1/29 Southern California W 79-78
 1/30 Brigham Young L 85-96
 2/6 @ Utah L 84-94

2/8 @ Utah State L 62-91
 2/13 Colorado State W 65-60
 2/18 Utah State L 66-67
 2/20 @ Oklahoma City L 65-90
 2/24 Regis W 93-59
 2/27 No. 10 New Mexico W 68-58
 3/3 Air Force W 64-60
 3/6 @ Regis W 106-72
 * Mile High Basketball Classic (Denver, Colo.)
 ! at Evansville, Ind.

1965-66 (14-11) Coach: Troy Bledsoe

12/3 Colorado State * L 61-64
 12/4 Air Force * W 90-73
 12/11 Long Beach State W 98-70
 12/17 @ Washington State L 73-84
 12/18 @ Idaho W 106-91
 12/20 @ Oregon L 56-78
 12/27 Arizona W 72-70
 12/30 @ New Mexico State W 88-82
 1/1 @ New Mexico L 66-87
 1/6 Wyoming L 88-90
 1/8 Colorado State W 82-65
 1/13 @ Utah State W 79-72
 1/15 Western State W 112-79
 1/22 New Mexico State W 115-84
 1/26 Regis W 100-74
 1/29 @ Oklahoma City L 87-98
 2/5 @ Colorado State L 65-67
 2/11 @ Wyoming L 69-89
 2/12 @ Brigham Young L 76-102
 2/17 Oklahoma City W 84-83
 2/19 New Mexico L 77-86
 2/24 Creighton L 77-92
 2/26 Utah State W 100-81
 2/28 Regis W 103-74
 3/2 Air Force W 86-81
 * Mile High Basketball Classic (Denver, Colo.)

1966-67 (13-12) Coach: Troy Bledsoe

12/2 Wayne State (Neb.) W 92-50
 12/3 Idaho W 93-77
 12/9 @ No. 9 Brigham Young L 64-87
 12/13 @ Oklahoma City L 98-103
 12/15 @ New York University L 70-76
 12/17 @ St. Bonaventure W 65-58
 12/20 Texas Tech W 76-62
 1/2 @ No. 5 New Mexico L 43-65
 1/7 @ Wyoming W 75-70
 1/11 @ Colorado State L 52-56
 1/14 No. 3 New Mexico W 71-66
 1/21 @ Air Force W 100-80
 1/23 Oklahoma City W 115-99
 1/31 Regis W 99-76
 2/3 @ Stanford L 58-66
 2/4 @ California L 68-73
 2/6 @ Utah State L 83-97
 2/9 Utah State L 81-82
 2/11 @ Creighton L 70-81
 2/15 Air Force W 75-73
 2/18 Colorado State W 74-67
 2/23 Marquette W 100-87
 2/25 Tulane L 86-88
 2/27 Regis W 104-74
 3/2 Wyoming L 62-64


1967-68 (11-14) Coach: Troy Bledsoe

12/1 Nevada-Las Vegas W 95-84
 12/2 Brigham Young L 78-88
 12/13 @ Wyoming L 75-107
 12/16 Regis W 94-81
 12/18 @ Tulane L 80-85
 12/20 @ Southern Methodist W 86-81
 12/21 @ Texas Tech W 73-63
 12/23 @ Utah L 87-99
 1/1 @ New Mexico L 76-87
 1/6 Wyoming L 96-107
 1/10 @ Colorado State W 65-59
 1/13 @ Marquette L 57-82
 1/18 Utah State W 100-80
 1/20 Seattle W 91-87
 1/27 @ Oklahoma City L 95-104
 1/30 Colorado State L 90-91
 2/2 Stanford L 82-84
 2/3 California L 82-96
 2/7 Southern Colorado W 106-94
 2/12 Oklahoma City L 86-100
 2/14 Air Force W 86-81
 2/17 @ Regis W 95-78
 2/23 @ Air Force L 89-94
 2/24 @ Utah State L 96-98
 3/2 No. 7 New Mexico W 70-68

1968-69 (2-24) Coach: Stan Albeck

11/30 vs. Texas-El Paso * L 63-81

2018-19 MEN'S BASKETBALL MEDIA GUIDE



Dick Brott

YEAR-BY-YEAR RESULTS

12/2 vs. Colorado State *
 12/7 Arkansas State
 12/11 vs. Utah State!
 12/14 @ Marquette
 12/17 North Texas
 12/19 @ Seattle
 12/21 @ Brigham Young
 1/2 @ No. 18 New Mexico
 1/4 @ Nevada-Las Vegas
 1/8 Air Force
 1/11 New Mexico
 1/16 Utah State
 1/18 @ Air Force
 1/24 @ Wyoming
 1/29 Regis
 2/1 West Texas A&M
 2/5 Colorado State
 2/8 @ Oklahoma City
 2/10 @ West Texas A&M
 2/13 Wyoming
 2/15 Colorado State
 2/17 Oklahoma City
 2/20 No. 20 Marquette
 2/22 @ Utah State
 2/27 No. 16 New Mexico State

* at Las Cruces, N.M.
 ! at Grand Junction, Colo.

1969-70 (13-11)

Coach: Stan Albeck

12/1 Western State
 12/3 Montana
 12/6 South Dakota State
 12/12 Wyoming
 12/13 @ Colorado State
 12/15 Utah
 12/20 @ Wyoming
 12/22 Brigham Young
 1/3 @ No. 18 New Mexico
 1/7 Regis
 1/12 Seattle
 1/17 @ Oklahoma City
 1/24 Colorado State
 1/28 Air Force
 2/7 Oklahoma City
 2/11 @ Regis
 2/14 @ Utah State
 2/19 Utah State
 2/21 @ Air Force
 2/24 Southern Colorado
 2/27 @ Seattle
 2/28 @ Portland
 3/2 Tulane
 3/5 Portland

L 66-71 (ot)
 W 106-80
 L 79-81
 L 70-81
 L 76-94
 L 64-84
 L 67-97
 L 64-68
 L 94-118
 L 71-78
 L 81-94
 L 87-102
 L 80-83
 L 92-110
 W 104-91
 L 75-81
 L 67-84
 L 70-94
 L 90-108
 L 84-99
 L 62-79
 L 100-112
 L 61-65
 L 78-94
 L 68-105

1971-72 (11-15)

Coach: Jim Karabetsos

12/1 @ Colorado State
 12/4 Wyoming
 12/7 San Jose State
 12/9 @ North Texas
 12/14 @ Regis
 12/17 @ Wyoming
 12/20 Oklahoma City
 1/3 vs. Florida State *
 1/4 @ South Alabama
 1/11 Western State
 1/18 Colorado State
 1/22 @ No. 1 UCLA
 1/25 Regis
 1/29 @ Oklahoma City
 1/31 Southern Colorado
 2/2 Air Force
 W 68-46
 W 68-61
 L 56-60
 L 77-104
 W 78-73
 W 85-84 (ot)
 W 75-63
 L 61-79
 L 74-76
 W 88-75
 W 85-75

1970-71 (17-9)

Coach: Jim Karabetsos

12/1 @ Colorado State
 12/4 @ Wyoming

L 59-67
 L 76-82

1972-73 (17-9)

Coach: Al Harden

11/27 Northern Colorado
 11/29 Colorado State
 12/2 @ Wyoming
 12/9 @ Regis
 12/16 Western State
 12/18 Stanford
 12/21 @ Creighton
 12/29 @ Detroit
 12/30 vs. Eastern Michigan *
 1/3 Washington State
 1/6 Creighton
 1/9 Wyoming
 1/12 @ Colorado State
 1/15 @ Southern Colorado
 1/20 Minnesota-Duluth
 1/23 @ Western State
 1/27 Oklahoma City
 1/31 Air Force
 2/3 Utah State
 2/5 Texas A&M-Corpus Christi
 2/10 @ Utah State
 2/17 Loyola (Chicago)
 2/21 @ Regis
 2/24 @ Oklahoma City
 2/28 Southern Colorado
 3/3 @ Air Force
 * at Detroit, Mich.

Note: DU Fieldhouse was closed after 12/18 game due to structural problems. Remaining home games were played at Regis Fieldhouse.

1973-74 (11-15)

Coach: Al Harden

11/30 Idaho State
 12/1 @ Colorado State
 12/8 @ Wyoming
 12/10 Western State
 12/13 Brigham Young
 12/15 @ Regis
 12/18 @ Loyola (Illinois)
 12/20 @ No. 3 Notre Dame

L 78-86
 L 72-100
 W 90-80
 L 69-79
 L 58-63
 W 71-69
 W 85-77 (ot)
 W 86-78
 L 76-81
 L 73-82
 W 85-74
 W 103-65
 W 65-59
 W 67-54
 W 110-75
 W 93-83
 W 68-61
 W 92-59
 W 58-52
 W 84-70
 W 96-74
 W 64-63
 W 38-27 (ot)
 L 59-61

1974-75 (10-16)

Coach: Al Harden

12/28 vs. Virginia *
 12/29 vs. Northern Illinois *
 1/4 @ Houston
 1/5 vs. Texas A&M!
 1/7 DePauw
 1/10 Wyoming
 1/15 Colorado State
 1/19 Oklahoma City
 1/25 @ Stanford
 1/26 @ Fresno State
 1/28 @ Utah State
 2/4 Southern Mississippi
 2/9 @ Oklahoma City
 2/13 Air Force
 2/19 Regis
 2/23 Utah State
 2/27 Southern Colorado
 3/2 @ Air Force
 * at Las Vegas, Nev.

L 80-81
 W 100-90
 L 79-96
 L 84-99
 W 86-82
 W 76-70
 L 65-71
 L 86-89
 L 62-108
 L 66-77
 L 87-88
 W 112-93
 L 70-93
 W 61-58
 W 82-69
 W 98-92
 L 80-88
 L 70-72 (ot)

1974-75 (10-16)

Coach: Al Harden

11/29 @ Idaho State
 11/30 @ Utah
 12/2 Western State
 12/7 Colorado State
 12/9 Fresno State
 12/14 @ Wyoming
 12/16 Wooster
 12/18 @ Washington State
 12/21 @ Brigham Young
 12/27 vs. Miami (Ohio) *
 12/28 vs. Portland *
 1/4 @ Colorado State
 1/7 Athletes in Action
 1/14 Wyoming
 1/17 @ Northern Colorado
 1/25 Utah State
 1/28 @ Southern Colorado
 2/1 @ Air Force
 2/3 Oklahoma City
 2/8 @ Utah State
 2/10 Regis
 2/15 Texas-Pan American
 2/17 @ Regis
 2/20 Phillips
 2/26 Southern Colorado
 3/3 Air Force
 * at Evansville, Ind.

! at Houston, Texas
 Home games prior to 2/13 played at Cherry Creek High School due to structural problems at DU Fieldhouse.
 L 68-98
 L 94-119
 W 78-69
 L 61-65
 L 67-76
 L 70-86
 W 86-59
 L 69-72
 L 89-90
 L 77-91
 W 78-70
 L 67-90
 W 74-72
 W 98-82
 L 93-112
 L 89-114
 L 74-76 (ot)
 W 68-59
 L 82-93
 L 81-87
 W 88-80
 L 66-73
 W 74-70
 W 80-71
 W 74-72
 L 57-77

1975-76 (12-15)

Coach: Al Harden

12/2 Western State
 12/4 Northern Montana
 12/6 @ Colorado State
 12/8 @ Wyoming

W 82-64
 W 122-64
 L 81-92
 L 78-84

12/12 @ Utah
 12/13 vs. Nevada *
 12/16 Montana Tech
 12/19 @ New Mexico State
 12/20 vs. Pacific!
 12/30 South Dakota Tech
 1/2 @ No. 4 UCLA
 1/6 Mesa State
 1/8 Texas-Arlington
 1/10 Texas-Arlington
 1/16 Colorado State
 1/19 Wyoming
 1/24 Tulane
 1/27 Air Force
 1/29 @ Utah State
 2/4 Wisconsin-Milwaukee
 2/7 @ Texas-Pan American
 2/9 @ Oklahoma City
 2/19 Utah State
 2/21 Samford
 2/25 Southern Colorado
 2/27 Nebraska Wesleyan
 3/2 @ Air Force
 * at Salt Lake City, Utah
 ! at Las Cruces, N.M.

L 84-107
 W 85-81
 W 85-66
 L 100-104
 W 79-78
 W 104-80
 L 79-111
 W 82-77
 W 111-85
 L 97-99 (ot)
 W 71-70
 L 73-77
 L 86-100 (ot)
 L 60-63
 L 90-100
 W 105-88
 L 83-111
 L 80-95
 L 93-94 (ot)
 W 118-97
 L 91-95
 W 101-72
 L 80-87

1976-77 (12-15)

Coach: Al Harden

11/26 College of Santa Fe
 11/27 Colorado State
 11/29 Ohio Northern
 12/3 vs. Stetson *
 12/4 @ Indiana State
 12/8 @ Arizona State
 12/11 Hardin-Simmons
 12/14 California-San Diego
 12/18 @ Colorado State
 12/29 vs. New Orleans!
 12/30 @ Gannon
 1/4 Nebraska Wesleyan
 1/8 @ Wyoming
 1/10 Montana State-Billings
 1/15 @ Air Force
 1/18 Wyoming
 1/20 @ Utah State
 1/23 @ Southern California
 1/27 Oklahoma City
 2/3 @ Northern Colorado
 2/10 @ No. 10 Nevada-Las Vegas
 2/12 Merchant Marine
 2/16 Northern Colorado
 2/19 Texas-Pan American
 2/22 Utah State
 2/24 No. 4 Nevada-Las Vegas
 3/1 Air Force
 * at Terre Haute, Ind.
 ! at Erie, Pa.

W 113-88
 L 68-77
 W 94-74
 W 65-63
 L 65-78
 L 82-104
 W 113-85
 W 91-69
 L 71-88
 L 65-100
 L 76-79
 W 104-78
 W 88-85 (ot)
 W 84-68
 L 61-75
 L 62-74
 L 81-94
 L 65-106
 W 70-68
 L 83-84
 L 84-106
 W 89-73
 W 75-74
 W 92-74
 L 77-88
 L 82-99
 L 72-77

1977-78 (10-17)

Coach: Bill Weimar

11/25 College of Santa Fe
 11/26 Nebraska Wesleyan
 11/30 Northern Illinois
 12/3 Boise State
 12/5 Montana
 12/10 @ Wyoming
 12/12 Texas-Arlington
 12/15 College of Great Falls
 12/17 @ Iowa
 12/20 Whittier
 12/29 @ Northeast Louisiana
 12/30 vs. Morehead State *
 1/4 Wyoming
 1/12 @ Tulane
 1/14 @ Samford
 1/16 James Madison
 1/18 @ Northern Colorado
 1/21 Cleveland State
 1/24 Air Force
 1/26 Central Oklahoma
 1/30 Western Illinois
 2/3 @ Utah State
 2/10 @ Texas-Pan American
 2/11 @ Oklahoma City
 2/14 Northern Colorado
 2/18 Utah State
 2/25 @ Air Force
 * at Monroe, La.

W 100-92
 W 98-77
 W 75-65
 W 101-69
 L 64-71
 L 77-86
 W 108-102
 W 106-82
 L 65-107
 W 89-74
 L 61-85
 L 75-80
 L 66-67
 L 93-117
 L 72-74
 W 84-74
 L 73-82
 L 75-78 (ot)
 L 57-63
 W 72-66
 L 78-84
 L 66-86
 L 86-93
 L 68-90
 W 78-71
 L 72-82
 L 67-73

1978-79 (15-12)


Coach: Ben Jobe

11/25 Southern Colorado
 11/28 @ Illinois
 12/2 Northeast Louisiana
 12/4 Northern Arizona
 12/6 Regis
 12/9 @ Utah
 12/13 @ Colorado
 12/18 Drexel

L 76-77
 L 57-81
 W 76-62
 W 82-73
 W 82-66
 L 87-100
 L 70-97
 L 72-74



Bill Jones



Vince Boryla



YEAR-BY-YEAR RESULTS


12/20 @ Regis
 12/28 vs. Rhode Island *
 12/29 vs. New Hampshire *
 1/4 @ Brigham Young
 1/6 @ Colorado State
 1/16 Northern Colorado

W 78-74 12/6 Concordia (Neb.)
 L 65-76 12/8 @ Northern Colorado
 L 65-71 12/10 South Dakota-Springfield
 L 53-92 12/13 Cornell (Iowa)
 W 68-64 12/15 Western Montana
 L 66-68 12/17 @ Wichita State

W 103-59 11/30 @ Northwestern (Iowa)
 W 62-47 12/2 South Dakota Tech
 W 73-43 12/3 Northern Colorado
 W 97-70 12/5 Adams State
 W 78-62 12/15 Point Loma
 L 60-93 12/16 Augustana (Ill.)
 W 87-57 12/19 Dana
 W 86-76 12/20 Northwest Nazarene
 W 81-56 12/27 Coe
 W 90-73 12/30 Cornell (Iowa)
 W 89-66 1/3 @ Wyoming
 L 62-72 1/4 Bethel (Minn.)
 W 69-51 1/7 @ Western State
 L 48-56 1/10 Montana State-Billings
 W 67-46 1/13 @ Colorado College
 W 38-37 1/18 @ Regis
 W 74-71 (ot) 1/24 Rockmont
 L 53-66 1/27 @ Eastern New Mexico
 W 97-56 1/28 @ College of Santa Fe
 W 51-49 2/4 Eastern New Mexico
 L 57-70 2/8 @ Rockmont
 L 63-70 2/11 Panhandle State
 W 94-56 2/15 @ Southern Colorado
 W 92-70 2/18 National Christian
 L 41-43 2/20 College of Santa Fe
 2/25 St. John's (Kan.)
 3/2 Southern Utah *
 3/5 College of Santa Fe *
 3/7 Mesa State *

L 44-51 # NAIA District 7 Playoffs

W 68-58
 W 62-53 1986-87 (20-9) Coach: Dick Peth
 W 77-56 11/21 vs. Dakota Wesleyan * W 85-46
 W 65-63 11/22 @ South Dakota Tech L 77-86
 W 61-54 11/28 @ Wyoming L 59-81
 W 78-64 12/1 Angelo State W 69-61
 W 62-50 12/4 @ Colorado State L 55-69
 W 77-61 12/5 South Dakota Tech W 94-57
 W 66-56 12/9 Pittsburg State W 78-59
 L 46-60 12/12 @ Adams State W 75-44
 W 81-66 12/13 @ New Mexico Highlands L 62-63
 W 82-51 12/15 @ Northern Colorado L 61-65
 W 56-51 12/19 @ Utah L 63-66
 W 93-75 12/29 Sioux Falls W 89-70
 W 81-69 12/30 Occidental W 68-51
 W 78-55 1/2 Judson W 86-63
 L 66-73 1/3 Dordt W 79-62
 W 69-65 1/7 Eastern New Mexico W 81-61
 W 74-61 1/10 Western State W 78-58
 W 57-53 1/12 New Mexico Highlands W 91-79
 W 73-67 1/15 Regis W 63-55
 W 62-46 1/22 @ Eastern New Mexico W 65-55
 W 75-34 1/27 Northern Colorado L 63-66
 W 51-49 1/30 Black Hills State W 65-57
 W 81-68 2/4 @ Metro State W 72-71
 W 67-45 2/7 Kansas Newman W 71-70
 W 97-73 2/9 Southern Colorado W 81-62
 W 70-54 2/13 Colorado College W 91-64
 L 56-58 (ot) 2/21 @ Regis L 63-65
 2/26 Metro State W 80-70
 3/3 Western State! L 66-68
 * at Rapid City, S.D.
 ! NAIA District 7 Playoffs



Harry Hollines

1981-82 (22-7) Coach: Floyd Theard

11/23 @ Northern Colorado
 11/27 @ Nebraska Wesleyan
 11/28 @ Midland Lutheran
 12/4 @ College of Great Falls
 12/5 @ Northern Montana
 12/8 @ South Dakota Tech
 12/9 @ Black Hills State
 12/11 @ Chadron State
 12/18 Westmar
 12/19 @ Southern Colorado
 12/22 College of Great Falls
 1/2 Westmont
 1/5 Northern Colorado
 1/6 Trinity
 1/8 Western State
 1/13 Chadron State
 1/16 St. John's (Kan.)
 1/19 @ Regis
 1/23 Northwest Nazarene
 1/28 Adams State
 1/30 @ College of Santa Fe
 2/6 Colorado College
 2/10 Rockmont
 2/13 Southern Colorado
 2/15 @ Western State
 2/19 College of Santa Fe
 2/20 Rockmont
 2/27 Colorado School of Mines *
 3/2 vs. College of Santa Fe!
 ! NAIA District 7 Playoffs (Silver City, N.M.)

1982-83 (21-7) Coach: Floyd Theard

L 67-71
 W 62-59 (ot)
 L 54-56
 L 58-68
 L 56-57
 W 78-68
 W 68-66 (ot)
 W 60-36
 W 87-65
 L 46-49
 W 62-42
 W 57-56
 W 70-64
 W 87-75
 W 79-63
 W 67-40
 W 74-49
 W 59-57
 W 71-65 (ot)
 W 68-62
 L 59-62
 W 90-49
 W 73-23
 W 50-40
 W 54-53
 W 58-54
 W 87-39
 W 75-62
 L 61-67

1984-85 (14-13) Coach: Floyd Theard

11/16 @ Black Hills State
 11/17 vs. Northwestern (Iowa) *
 11/24 Whittier (Calif.)
 11/26 Kansas Wesleyan
 11/27 @ Adams State
 11/29 @ Northern Colorado
 12/1 Baker
 12/6 @ Montana State-Billings
 12/7 @ Montana State
 12/10 @ Concordia (Neb.)
 12/15 @ Cincinnati
 12/17 @ Iowa State
 12/22 @ Hawaii Pacific
 12/23 @ Hawaii Loa
 12/28 Fresno Pacific
 1/4 Western State
 1/5 Metro State
 1/8 Northern Colorado
 1/10 Eastern New Mexico
 1/16 Regis
 1/24 @ Eastern New Mexico
 1/25 @ College of Santa Fe
 1/30 Rocky Mountain College
 2/2 College of Santa Fe
 2/12 Southern Colorado
 2/18 @ Metro State
 2/22 Colorado College
 * at Rapid City, S.D.

1985-86 (17-12) Coach: Dick Peth

W 63-61
 L 60-76
 W 57-55
 L 59-60
 L 65-83
 L 54-63
 W 63-59
 W 67-64
 L 56-58
 L 48-66
 L 46-63
 L 60-65
 W 63-56
 W 62-61
 L 64-109
 W 57-45
 W 56-42
 W 60-57
 W 73-63
 W 80-64
 L 64-46
 W 69-53
 W 76-73
 W 64-60
 W 62-50
 W 86-72
 L 64-74
 L 62-63
 L 66-77

1/20 Portland
 1/22 Houston Baptist
 1/24 @ Colorado College
 1/25 Air Force
 1/29 @ Wyoming
 1/31 Colorado College
 2/3 Oklahoma City
 2/7 @ Oral Roberts
 2/13 @ Northern Colorado
 2/16 @ Houston Baptist
 2/19 Texas-Pan American
 2/24 @ Air Force
 2/26 Nebraska Wesleyan
 * at Detroit, Mich.

W 99-76
 W 84-66
 W 85-55
 W 71-63
 L 68-83
 W 113-87
 W 98-85
 L 67-89
 W 79-68
 W 79-67
 W 75-68
 L 75-83
 W 113-96

NAIA (1979-90)

1979-80 (19-10) Coach: Ben Jobe
 11/30 Rocky Mountain College
 11/30 Graceland
 12/3 Rockmont
 12/4 Concordia (Neb.)
 12/6 @ Colorado State
 12/15 @ Montana
 12/17 McPherson
 12/20 vs. Midland Lutheran *
 12/21 @ Mesa State
 1/5 Western Montana
 1/6 Western Montana
 1/9 Fort Hays State
 1/12 Northwest Nazarene
 1/17 @ Portland
 1/21 Chadron State
 1/23 @ Northern Colorado
 1/24 @ Colorado College
 2/4 @ Regis
 2/7 @ Oklahoma City
 2/9 @ Texas-Pan American
 2/11 U.S. International
 2/12 Northern Colorado
 2/14 Southern Colorado
 2/16 Chadron State
 2/20 @ Southern Colorado
 2/25 Western State
 2/28 College of Santa Fe
 3/1 Adams State!
 3/4 @ Western New Mexico!
 * at Grand Junction, Colo.
 ! NAIA District 7 Playoffs

1987-88 (19-9) Coach: Dick Peth

11/22 @ New Mexico Highlands
 11/27 @ No. 10 Wyoming
 12/1 @ Colorado State
 12/4 Adams State
 12/7 @ Western State
 12/10 @ Northern Colorado
 12/12 @ Black Hills State
 12/15 Southern Colorado
 12/17 New Mexico Highlands
 12/21 Nebraska-Kearney
 12/22 Aurora
 1/4 Wheaton
 1/9 Nebraska-Kearney
 1/11 Colorado Christian
 1/13 @ Colorado School of Mines
 1/16 @ CU-Colorado Springs
 1/18 @ Regis
 1/21 @ Chadron State
 1/26 Northern Colorado
 1/30 @ Colorado Christian
 2/2 Metro State
 2/9 @ Southern Colorado
 2/12 CU-Colorado Springs
 2/17 @ Metro State
 2/22 Chadron State
 2/26 Regis
 3/8 @ Colorado School of Mines *
 * NAIA District 7 Playoffs

1980-81 (22-7) Coach: Floyd Theard


11/28 Northern Colorado
 11/29 College of Santa Fe
 12/1 Northern Montana
 12/3 Doane

1983-84 (28-4) Coach: Floyd Theard

W 63-53
 W 68-52
 W 91-73
 W 88-75

1988-89 (28-4) Coach: Floyd Theard

11/19 @ Northern Colorado
 11/28 Doane



Greg Rhodes



YEAR-BY-YEAR RESULTS

1988-89 (18-12) Coach: Dick Peth

11/26 @ Missouri-Kansas City	L 58-75
11/28 @ Park College	W 75-57
12/3 South Dakota Tech	W 68-49
12/5 @ Western State	W 82-59
12/6 @ Adams State	L 61-73
12/8 North Central	W 89-68
12/14 @ Wisconsin	L 34-89
12/17 @ Northern Colorado	L 78-89
12/19 Western State	W 82-77
12/23 St. Ambrose	W 79-77
12/30 @ Minnesota	L 54-99
1/3 Colorado School of Mines	W 93-88 (ot)
1/6 vs. Hastings *	L 74-79
1/7 Nebraska-Kearney	L 89-96
1/10 Northern Colorado	L 70-72
1/14 @ Metro State	L 70-100
1/17 CU-Colorado Springs	W 68-29
1/21 New Mexico Highlands	L 87-102
1/27 @ Chadron State	W 92-85 (ot)
2/1 Southern Colorado	W 91-70
2/7 Metro State	L 85-88 (ot)
2/11 Colorado Christian	W 118-115 (4 ot)
2/13 @ Regis	W 55-47
2/15 @ CU-Colorado Springs	W 73-64
2/18 @ New Mexico Highlands	W 97-87
2/22 @ Colorado Christian	W 84-80
2/25 Chadron State	W 108-104
2/28 Regis	W 82-77
3/4 @ Southern Colorado!	W 75-73
3/6 @ Grand Canyon!	L 88-111

* at Kearney, Neb.
! NIAA District 7 Playoffs

2/28 Southern Colorado * L 94-101
* Colorado Athletic Conference Tournament

1991-92 (26-6) Coach: Dick Peth

11/29 Mary Hardin-Baylor	W 96-79
11/30 Westmont	W 81-75
12/3 @ Colorado School of Mines	W 90-66
12/7 Cal State-Dominguez Hills	W 71-49
12/11 Howard Payne	W 74-60
12/14 @ Chadron State	L 82-93
12/17 Cal State-Los Angeles	W 62-59
12/21 New Mexico Highlands	W 104-80
1/2 Chadron State	W 112-83
1/4 Dordt	W 85-80
1/7 @ Northern Colorado	W 65-58
1/11 @ Colorado Christian	W 92-87
1/16 Regis	W 82-74
1/18 @ Metro State	L 81-95
1/23 Southern Colorado	L 68-82
1/25 @ CU-Colorado Springs	W 69-62
1/28 Northern Colorado	W 83-70
2/1 Fort Lewis	W 94-85
2/6 Colorado Christian	W 75-73
2/10 Colorado School of Mines	W 103-79
2/13 @ Regis	W 73-65
2/15 Metro State	L 64-74
2/20 @ Southern Colorado	L 67-86

2/20 CU-Colorado Springs L 94-101
2/24 @ Fort Lewis
2/27 Southern Colorado

1993-94 (17-13) Coach: Dick Peth

11/26 Adams State	W 99-96
11/27 Wayne State (Neb.)	W 82-65
12/1 @ Wyoming	L 55-98
12/3 vs. St. Martin's *	W 79-68
12/4 @ Colorado School of Mines	W 79-64
12/7 @ Chadron State	L 85-97
12/10 Lincoln	W 85-76
12/11 @ Northern Colorado	L 95-110
12/20 Chadron State	W 99-74
1/3 Stonehill	L 68-74
1/4 Valley City State	L 67-74
1/7 vs. Angelo State!	L 72-77
1/8 @ Nebraska-Kearney	L 78-103
1/13 CU-Colorado Springs	W 71-70
1/15 @ Southern Colorado	L 84-93
1/22 Fort Lewis	W 100-89
1/27 @ Colorado Christian	L 80-81
2/1 Metro State	W 78-75 (ot)
2/1 Nebraska-Kearney	L 90-98
2/5 @ Regis	L 69-75
2/10 @ CU-Colorado Springs	W 59-55
2/12 Southern Colorado	W 86-70
2/15 Regis	W 64-59
2/19 @ Fort Lewis	L 79-84
2/24 Colorado Christian	W 76-73
2/26 Metro State	W 83-78
3/2 Metro State #	W 81-67
3/4 Colorado Christian #	W 76-66
3/5 Southern Colorado #	W 86-69
3/8 @ North Dakota State \$	L 72-87

* at Golden, Colo.
! at Kearney, Neb.
Colorado Athletic Conference Tournament
\$ NCAA Division II Tournament

W 82-72
L 79-86
L 80-97

2/10 Southern Colorado
2/15 CU-Colorado Springs
2/17 @ Metro State
2/20 Adams State
2/24 Regis
3/1 vs. Southern Colorado!
3/2 vs. Regis!
3/8 vs. North Dakota #
* Rydel Classic (Grand Forks, N.D.)
! Colorado Athletic Conference Tournament
NCAA Division II Tournament (Hays, Kan.)

1996-97 (14-12) Coach: Dick Peth

11/17 Holy Names	W 89-79
11/29 William Penn	W 78-52
11/30 Adams State	W 79-71
12/3 @ New Mexico Highlands	W 83-70
12/6 vs. Friends *	W 72-70
12/6 @ Bethel (Minn.)*	W 80-78
12/9 Chadron State	W 85-75
12/18 vs. Cal-Riverside!	L 70-87
12/19 vs. Southern Indiana!	L 82-102
12/28 @ Colorado State	L 57-79
12/30 @ Wyoming	L 74-83
1/4 Mount Senario	L 80-85 (ot)
1/9 Western State	L 81-96
1/11 Mesa State	W 88-81
1/16 Colorado Christian	W 83-68
1/18 Regis	L 62-67
1/24 @ Fort Hays State	L 53-91
1/25 @ Nebraska-Kearney	L 86-103
1/30 Colorado College	W 82-71
2/4 Southern Colorado	W 78-76
2/6 Wayne State (Neb.)	L 86-89 (ot)
2/11 CU-Colorado Springs	W 82-67
2/14 @ Adams State	L 86-99
2/15 @ Fort Lewis	W 86-82
2/21 @ Colorado School of Mines	L 79-84
2/22 @ Metro State	W 90-74
* Bethel Classic (Arden Hills, Minn.) ! at Las Vegas, Nev.	

1989-90 (16-12) Coach: Dick Peth

11/25 Loras	W 77-72
11/27 St. Mary's (Minn.)	W 92-80
12/6 @ Nicholls State	L 65-81
12/7 @ Southern (La.)	L 83-125
12/9 @ Utah	L 55-91
12/12 @ Northern Colorado	W 102-98 (2 ot)
12/15 @ Nebraska-Kearney	L 76-111
12/18 Adams State	L 69-88
12/21 Coe	W 79-56
12/28 Colorado Christian	L 67-72
12/29 Regis	W 80-58
1/6 Colorado School of Mines	W 72-63
1/8 @ Southern Colorado	W 73-71
1/13 Regis	L 67-82
1/16 Northern Colorado	W 69-61
1/20 Chadron State	W 98-89
1/23 @ Metro State	L 64-88
1/27 New Mexico Highlands	W 92-82
1/29 @ CU-Colorado Springs	W 68-56
2/3 Colorado College	W 108-77
2/7 @ Colorado Christian	L 74-75
2/10 @ Chadron State	W 102-78
2/13 Nebraska-Kearney	W 103-91
2/16 @ Regis	L 52-73
2/20 CU-Colorado Springs	W 76-58
2/24 @ New Mexico Highlands	L 94-97
2/26 Colorado Christian	W 85-76
3/3 @ Mesa State *	L 86-89

* NIAA District 7 Playoffs



Alonzo Weatherly

1994-95 (18-10) Coach: Dick Peth

11/25 Black Hills State	W 90-58
11/26 Nebraska-Kearney	W 83-82
11/29 @ Wyoming	L 68-92
12/3 @ Adams State	W 96-85
12/5 @ Western State	L 76-90
12/10 Northern Colorado	W 104-102 (ot)
12/16 Western State	W 105-76
12/20 vs. Central Missouri *	L 85-86
12/21 vs. Central Oklahoma *	L 101-117
12/30 Colorado School of Mines	W 86-62
1/2 Rockford	W 113-78
1/4 Southwestern	W 78-69
1/6 vs. Eastern New Mexico!	W 70-62
1/7 @ Nebraska-Kearney	L 99-131
1/14 Southern Colorado	L 87-88
1/19 Regis	W 76-67
1/21 @ CU-Colorado Springs	L 70-95
1/26 @ Metro State	W 80-69
1/28 Colorado Christian	W 72-57
2/4 @ Regis	L 64-65
2/7 Adams State	W 82-67
2/11 Southern Colorado	W 84-66
2/16 CU-Colorado Springs	W 80-71
2/18 @ Colorado Christian	W 71-70
2/23 Metro State	L 55-79
2/25 Mount Senario	W 96-71
2/28 CU-Colorado Springs #	W 85-68
3/3 @ Southern Colorado #	L 75-89

* at Las Vegas, Nev.
! at Kearney, Neb.
Colorado Athletic Conference Tournament

1997-98 (7-20) Coach: Marty Fletcher

11/16 @ Wyoming	L 50-73
11/23 @ Portland	L 49-78
11/28 Evergreen State	W 78-65
11/30 Southern Illinois-Edwardsville	W 81-73
12/3 Loyola (Chicago)	W 76-67
12/5 @ Chadron State	L 67-82
12/8 New Mexico Highlands	W 90-78
12/10 @ Missouri-Kansas City	L 54-66
12/13 @ Wayne State (Neb.)	L 63-81
12/22 @ Colorado	L 54-72
12/28 @ Air Force	L 66-95
1/30 Portland	L 50-72
1/5 Adams State	L 77-79
1/9 @ Western State	W 84-83
1/10 @ Mesa State	L 62-71
1/16 @ Colorado Christian	W 71-68
1/17 @ Regis	L 79-81 (2 ot)
1/24 Fort Hays State	L 63-71
1/26 Nebraska-Kearney	L 67-69
1/30 Colorado School of Mines	W 45-43

NCAA DIVISION II (1990-98)

1990-91 (19-10) Coach: Dick Peth

11/24 Tabor	W 99-68
11/26 St. Mary of the Plains	W 99-60
11/29 @ Chadron State	L 88-100
12/4 @ Fort Lewis	W 104-84
12/6 @ Southern Utah	L 102-112
12/11 @ Northern Colorado	W 80-68
12/15 Montana State-Billings	L 60-70
12/17 @ Missouri-Kansas City	L 73-101
12/22 North Carolina-Greensboro	L 68-70
1/2 @ New Mexico Highlands	W 86-80
1/5 Ottawa (Kan.)	W 86-57
1/12 New Mexico Highlands	W 109-88
1/15 Northern Colorado	W 82-61
1/19 Colorado College	W 82-61
1/21 @ Colorado Christian	L 77-86
1/24 CU-Colorado Springs	W 106-74
1/26 @ Regis	W 72-69
1/29 @ Metro State	L 78-87
2/2 Southern Colorado	L 74-75
2/4 Fort Lewis	W 103-94
2/7 Colorado Christian	W 96-81
2/11 Chadron State	W 114-100
2/14 @ CU-Colorado Springs	W 87-59
2/16 Regis	W 96-82
2/21 Metro State	W 96-84
2/23 @ Southern Colorado	L 77-86
2/25 @ Colorado College	W 99-81
2/27 CU-Colorado Springs *	W 87-56

2/22 CU-Colorado Springs W 78-51
2/24 Alaska-Fairbanks W 77-69
2/27 @ New Mexico Highlands W 101-94
2/29 @ Fort Lewis W 96-91
3/3 @ CU-Colorado Springs * W 65-51
3/5 vs. Southern Colorado * W 82-73
3/6 vs. Regis * W 91-90 (ot)
3/13 vs. North Dakota! W 73-68
3/14 @ South Dakota State! L 57-87

* Colorado Athletic Conference Tournament
! NCAA Division II Tournament (Brookings, S.D.)

1992-93 (15-11) Coach: Dick Peth

11/30 Western State	W 82-71
12/1 @ Northern Colorado	W 81-66
12/3 Michigan Tech	W 86-73
12/5 @ Wyoming	L 79-82
12/8 @ Colorado School of Mines	W 91-60
12/12 @ Western State	L 79-85 (ot)
12/16 @ Chadron State	L 69-73
12/22 @ Weber State	L 75-90
1/2 @ Northern Arizona	L 69-76
1/6 Northern Colorado	W 61-51
1/8 Mount Senario	W 94-78
1/14 Colorado Christian	L 57-71
1/16 @ Metro State	L 64-68
1/21 Regis	W 84-78
1/23 @ CU-Colorado Springs	W 69-48
1/25 Chadron St.	W 89-74
1/29 Fort Lewis	W 105-101
1/30 @ Southern Colorado	W 104-97
2/6 @ Nebraska-Kearney	W 100-88
2/8 Colorado School of Mines	W 95-75
2/11 @ Colorado Christian	L 85-90 (ot)
2/13 Metro State	W 90-70
2/18 @ Regis	L 89-93

1995-96 (22-7) Coach: Dick Peth

11/17 Langston	W 94-68
11/24 Humboldt State	W 104-82
11/25 Western State	W 94-83
11/27 @ Wyoming	L 83-97
12/1 Arizona College of the Bible	W 106-44
12/3 Doane	W 77-54
12/11 Cal State-Bakersfield	W 76-73
12/14 @ Fort Lewis	L 77-78
12/16 @ Adams State	W 104-91
12/21 vs. California (Pa.) *	W 88-86
12/22 @ North Dakota	W 93-87
12/30 Fort Lewis	W 95-78
1/4 @ Weber State	L 59-95
1/11 @ Colorado College	W 86-73
1/18 @ Colorado Christian	W 80-53
1/20 @ Southern Colorado	L 93-96 (ot)
1/25 CU-Colorado Springs	W 67-65 (ot)
1/27 Metro State	W 85-77
1/31 @ Colorado School of Mines	W 79-69
2/3 @ Regis	W 83-74
2/8 Colorado Christian	W 69-64



Brett Starkey



YEAR-BY-YEAR RESULTS

1/31 Metro State	L 80-98
2/3 @ Southern Colorado	L 64-93
2/10 @ CU-Colorado Springs	L 73-80
2/13 @ Colorado College	L 79-94
2/15 Fort Lewis	L 82-83 (ot)
2/18 @ Loyola (Chicago)	L 49-61
2/21 Air Force	L 63-74


NCAA DIVISION I (1998-PRESENT)

1998-99 (10-17) Coach: Marty Fletcher

11/14 @ Colorado	L 66-69
11/17 @ Wyoming	W 86-82
11/21 Oral Roberts	W 73-66
11/28 Arkansas State	L 78-86
12/1 @ Brigham Young	L 71-89
12/5 @ Wright State	L 57-79
12/7 @ Loyola (Md.)	L 66-82
12/12 Wright State	W 98-76
12/15 @ New Orleans	L 63-84
12/17 @ Arkansas State	L 55-84
12/20 @ Colorado State	L 78-94
12/28 Dartmouth	W 57-55
1/2 Manhattan	W 78-66
1/4 New Orleans	L 70-79
1/6 @ Air Force	W 103-85
1/11 @ Southern Utah	L 83-90
1/19 @ Oral Roberts	L 62-84
1/23 @ Dartmouth	L 50-75
1/25 @ Yale	W 53-52
1/30 @ Texas-Pan American	L 67-86
2/2 Loyola (Md.)	L 92-96 (ot)
2/8 @ Arkansas-Little Rock	L 57-71
2/10 Missouri-Kansas City	W 96-77
2/13 Southern Utah	L 65-69
2/16 Air Force	L 88-111
2/18 Texas-Pan American	W 98-88
2/20 Arkansas-Little Rock	W 68-64

1999-00 (6-22, 3-13 SBC) Coach: M. Fletcher

11/26 Yale	W 72-69
11/30 Louisiana-Lafayette*	L 68-81
12/2 Brigham Young	L 58-81
12/6 @ Navy	L 57-72
12/8 @ Brown	L 74-82
12/11 @ Oregon State	L 63-70
12/14 @ Oregon	L 53-101
12/18 Colorado State	L 51-85
12/22 Wyoming	L 60-78
12/29 Louisiana Tech*	W 83-76
1/4 Colorado	L 49-73
1/6 @ Louisiana-Lafayette*	L 61-85
1/8 @ Louisiana Tech*	L 61-85
1/10 @ Air Force	W 84-72
1/13 @ New Orleans*	L 55-69
1/15 @ South Alabama*	L 64-81
1/17 Arkansas State*	L 82-83
1/22 Florida International*	L 57-69
1/24 @ Western Kentucky*	L 71-85
1/31 Arkansas-Little Rock*	W 88-73
2/5 @ Florida International*	L 75-80
2/7 @ Arkansas State*	L 80-99



Yemi Nicholson

2/10 Air Force	W 73-60
2/17 New Orleans*	L 44-66
2/19 South Alabama*	L 82-85
2/21 @ Arkansas-Little Rock*	L 66-91
2/28 Western Kentucky*	W 55-52
3/4 vs. New Orleans!	L 65-67

* Sun Belt Conference Game
! Sun Belt Tournament (Little Rock, Ark.)

2000-01 (10-18, 5-11 SBC) Coach: M. Fletcher

11/21 Oregon	L 90-99
11/24 @ Air Force	W 65-56
11/27 @ Wyoming	L 55-70
11/30 Navy	L 78-92
12/3 Brown	W 83-65
12/7 @ Ohio State	L 46-83
12/13 Oregon State	W 54-53
12/18 @ Colorado State	L 53-80
12/22 Air Force	L 49-51
12/28 Colorado Christian	W 86-49
12/31 Western Kentucky*	L 61-80
1/4 Louisiana Tech*	L 68-70
1/6 @ New Orleans*	L 44-66
1/11 Arkansas-Little Rock*	W 69-65
1/13 @ North Texas*	W 74-64
1/18 @ Middle Tennessee*	W 59-57
1/20 New Orleans*	L 42-44
1/25 Louisiana-Lafayette*	L 80-81
1/27 New Mexico State*	L 67-69
2/1 @ South Alabama*	L 61-65
2/4 Colorado College	W 90-61
2/8 @ Arkansas State*	W 90-75
2/10 North Texas*	W 100-81
2/15 @ Louisiana-Lafayette*	L 69-100
2/17 @ Florida International*	L 54-76
2/22 South Alabama*	L 80-86 (2ot)
2/24 @ New Mexico State*	L 69-81
3/2 vs. Florida International!	L 52-59

* SBC Game! / SBC Tournament (Mobile, Ala.)

2001-02 (8-20, 3-12 SBC) Coach: Terry Carroll

11/16 Montana Tech	W 83-65
11/18 @ Air Force	L 44-52
11/26 Wyoming	L 68-71
11/30 @ Manhattan College	L 57-81
12/6 @ Morris Brown	W 92-76
12/9 @ Saint Louis	L 49-63
12/12 Air Force	W 63-53
12/15 Colorado State	L 61-74
12/21 @ Texas A&M-Corpus Christi	L 79-81
12/27 New Mexico State*	L 82-86
12/30 @ Drake	L 68-72
1/3 @ Arkansas State*	L 58-78
1/5 @ Arkansas-Little Rock*	L 63-79
1/7 Morris Brown	W 78-50
1/13 Florida International*	W 72-69
1/17 North Texas*	L 70-78
1/19 Western Kentucky*	L 59-86
1/24 @ New Mexico State*	L 62-68
1/26 @ Louisiana-Lafayette*	L 58-70
2/2 @ North Texas*	L 57-83
2/5 Texas A&M-Corpus Christi	W 78-68
2/7 South Alabama*	W 76-58
2/10 New Orleans*	L 73-74

2/14 @ South Alabama*	W 64-60
2/16 @ Middle Tennessee*	L 47-62
2/18 Louisiana-Lafayette*	L 60-74
2/23 @ New Orleans*	L 46-69
3/1 vs. Arkansas State!	L 53-58

* Sun Belt Conference Game
! Sun Belt Tournament (New Orleans, La.)

2002-03 (17-15, 7-8 SBC) Coach: Terry Carroll

11/23 @ Wyoming	L 65-85
11/26 @ Montana	L 47-75
12/30 Eastern Washington	W 69-48
12/3 Missouri-Kansas City	W 83-66
12/6 vs. Binghamton#	L 69-74
12/7 vs. Western Illinois#	W 75-48
12/11 @ Colorado State	L 80-96
12/14 Chicago State	W 76-49
12/20 vs. James Madison\$	W 79-72
12/21 vs. Auburn\$	L 58-63
12/22 vs. Duquesne\$	W 49-48
12/29 Drake	W 87-62
1/2 Montana	W 62-54
1/4 @ Nebraska	L 75-79 (ot)
1/9 @ Florida International*	W 71-60
1/11 @ North Texas*	W 59-55
1/16 Arkansas State*	W 82-68
1/19 Arkansas-Little Rock*	W 72-55
1/23 @ South Alabama*	L 50-59
1/25 @ New Orleans*	L 65-75
1/30 New Mexico State*	L 77-80
2/1 Louisiana-Lafayette*	L 80-95
2/5 @ Western Kentucky*	L 77-81
2/8 Middle Tennessee*	L 68-80
2/11 @ Louisiana-Lafayette*	L 69-72 (ot)
2/13 North Texas*	W 90-84
2/20 South Alabama*	W 77-50
2/23 New Orleans*	W 68-63
2/27 @ New Mexico State*	L 76-87 (ot)
3/7 vs. Arkansas State!	W 82-76
3/8 vs. Louisiana-Lafayette!	W 72-68
3/10 vs. Middle Tennessee!	L 59-83

Cyclone Challenge (Ames, Iowa)
\$ San Juan Shootout (Caguas, Puerto Rico)
* Sun Belt Conference Game
! Sun Belt Tournament (Bowling Green, Ky.)

2003-04 (14-13, 6-9 SBC) Coach: Terry Carroll

11/24 @ No. 10 Gonzaga	L 58-90
11/26 @ Eastern Washington	L 73-77
11/29 @ Chicago State	W 67-60
12/3 Montana State	W 55-53
12/6 Southern Utah	W 66-53
12/10 @ UMKC	L 68-72
12/13 Colorado State	W 84-67
12/16 Loyola Marymount	L 82-84 (2ot)
12/20 @ Montana State	W 81-79
12/30 Northern Colorado	W 68-52
1/2 @ Southern Utah	W 88-82
1/6 Wyoming	W 63-62
1/10 Louisiana-Lafayette*	L 81-83
1/15 @ North Texas*	L 67-72
1/17 Florida International*	W 78-44
1/22 @ Arkansas State*	W 66-65
1/24 @ Arkansas-Little Rock*	L 53-68
1/29 South Alabama*	W 78-59
1/31 New Orleans*	W 76-73
2/5 @ New Mexico State*	W 68-54
2/7 @ Louisiana-Lafayette*	L 74-94
2/12 Western Kentucky*	L 65-78
2/14 @ Middle Tennessee State*	L 65-48
2/19 North Texas*	W 66-62
2/23 New Mexico State*	L 77-84
2/26 @ South Alabama*	L 54-73
2/28 @ New Orleans*	L 73-74 (2ot)

* Sun Belt Conference Game

2004-05 (20-11, 12-3 SBC) Coach: T. Carroll

11/21 North Dakota State	W 79-62
11/24 @ Kansas State	L 56-60
12/18 Eastern Washington	W 80-64
12/1 @ Loyola Marymount	L 71-76
12/4 Cal State Fullerton	W 79-57
12/11 South Dakota State	W 83-69
12/13 Stanford	L 52-56
12/18 @ Eastern Washington	W 80-61
12/23 @ Cal State Fullerton	L 92-102
12/30 @ Colorado State	L 69-81
1/4 @ Wyoming	L 72-78
1/8 @ Louisiana-Lafayette*	W 72-66
1/13 North Texas*	W 79-52
1/15 @ Florida International*	W 63-50
1/20 Arkansas State*	W 95-78
1/22 Arkansas Little Rock*	W 68-58
1/27 @ South Alabama*	W 72-67
1/29 @ New Orleans*	L 61-71
2/3 New Mexico State*	W 75-73

2/5 Louisiana-Lafayette*	W 79-72
2/7 @ Northern Colorado	W 72-53
2/10 @ Western Kentucky*	L 79-84
2/12 Middle Tennessee*	W 83-71
2/17 @ North Texas*	L 66-68
2/19 @ New Mexico State*	W 81-58
2/24 South Alabama*	W 68-46
2/26 New Orleans*	W 63-61
3/5 vs. Arkansas State!	W 64-57
3/7 vs. Western Kentucky!	W 77-68
3/8 vs. Louisiana-Lafayette!	L 88-69
3/16 @ San Francisco#	L 69-67

* Sun Belt Conference Game
! Sun Belt Tournament (Denton, Texas)

National Invitation Tournament

2005-06 (16-15, 7-8 SBC) Coach: Terry Carroll

11/18 vs. Kennesaw State\$	W 80-66
11/19 vs. Southern Mississippi\$	W 44-30
11/20 vs. Illinois-Chicago\$	W 52-48 (OT)



David Kummer

11/26 vs. Colorado State%	L 58-64
12/01 Northern Arizona	W 78-63
12/03 Montana State	W 69-66
12/10 @ South Dakota State	L 78-81 (OT)
12/13 @ North Dakota State	L 66-79
12/19 @Stanford	L 49-71
12/22 @Montana State	L 76-84
12/29 @Sacramento State	L 65-79
1/2 Wyoming	W 69-64
1/5 New Orleans*	W 67-48
1/7 Louisiana-Lafayette*	W 75-63
1/11 @ Northern Colorado	W 79-73
1/14 Florida International*	W 80-55
1/16 @ North Texas*	L 70-72
1/19 @ Arkansas State*	L 61-72
1/21 @ Arkansas-Little Rock*	L 52-62
1/26 South Alabama*	W 69-60
1/28 Troy*	W 69-61
2/2 @ New Orleans*	L 54-64
2/4 @ Louisiana-Lafayette*	L 38-49
2/9 Western Kentucky*	L 70-71
2/11 @ Middle Tennessee*	W 72-62
2/15 Northern Colorado	W 85-80
2/18 North Texas*	W 79-73
2/23 @ South Alabama*	L 64-74
2/25 @ Troy*	L 68-79
3/05 @ Middle Tennessee!	W 58-57
3/06 vs. South Alabama!	L 65-75

\$ BP Top of the World Classic (Fairbanks, Alaska)

% Colorado Classic (Pepsi Center)

* Sun Belt Conference Game

! Sun Belt Tournament (Murfreesboro, Tenn.)

2006-07 (4-25, 3-15 SBC) Coach: Terry Carroll

11/10 @ Colorado	L 64-78
11/14 Southern Utah	L 68-74
11/17 Sacramento State	L 53-74
11/19 Northern Colorado	W 74-68
11/25 @ Stanford	L 39-82
11/27 @ Southern Utah	L 63-73
11/29 Colorado State	L 73-81
12/3 South Dakota St.	L 56-67
12/6 @ Wyoming	L 59-91
12/10 @ Northern Colorado	L 59-74
12/14 @ Arkansas State*	L 66-81



Wahhab Carter



YEAR-BY-YEAR RESULTS

11/23 Utah Valley	L, 85-88	2/10 North Dakota State*	W, 66-63
11/26 @ Eastern Washington	L, 80-85 OT	2/14 Omaha*	W, 94-78
11/27 vs. Sacramento State	W, 72-61	2/18 Oral Roberts*	W, 66-65
11/30 @ Wyoming	L, 70-82	2/24 @Western Illinois*	W, 89-52
12/3 @ Weber State	W, 57-55	3/4 Oral Roberts^	W, 90-88 OT
12/7 @ Texas A&M	L, 80-58	3/5 South Dakota^	L, 76-58
12/10 @ Air Force	W, 77-65	# Homewood Suites FGCU Shootout	
12/13 @ South Alabama	W, 64-51	* Summit League Game	
12/17 Northern Colorado	W, 73-70	^ Summit League Tournament (Sioux Falls, S.D.)	
12/19 Arkansas-Pine Bluff	W, 74-52		
12/22 UC Riverside	W, 73-55		
12/28 Oral Roberts*	W, 77-73		
1/4 South Dakota*	L, 69-75		
1/7 @ Fort Wayne*	L, 83-87		
1/11 Western Illinois*	W, 84-70		
1/14 North Dakota State*	W, 79-55		
1/18 @ Omaha*	L, 88-97		
1/21 @ IUPUI*	W, 78-74		
1/25 South Dakota State*	W, 91-82		
1/28 @ South Dakota*	L, 83-88		
1/31 @ Oral Roberts*	W, 93-69		
2/4 Fort Wayne*	W, 76-73 OT		
2/11 @ North Dakota State*	L, 63-81		
2/14 @ Western Illinois*	W, 78-72		
2/19 IUPUI*	L, 72-83		
2/22 Omaha*	L, 83-84		
2/25 @ South Dakota State*	L, 64-88		
3/5 vs South Dakota State^	L, 73-83		

* Summit League Game
^ Summit League Tournament (Sioux Falls, S.D.)



Daniel Amigo

2017-18 (15-15, 8-6 Summit) Coach: Rodney Billups

11/12 UC Irvine	L, 83-69
11/14 @Colorado	L, 89-62
11/16 Johnson & Wales	W, 91-59
11/24 @Florida Gulf Coast#	L, 79-71
11/25 St. Francis Brooklyn#	W, 60-50
11/26 Navy#	L, 79-71
11/29 Wyoming	W, 88-78
12/2 Air Force	L, 61-59
12/5 San Jose State	W, 58-56
12/9 USC Upstate	W, 84-69
12/13 @Northern Colorado	L, 83-63
12/15 @Stanford	L, 75-62
12/18 @Montana State	L, 79-65
12/28 Colorado Mesa	W, 106-60
12/30 @South Dakota*	L, 82-71
1/6 Fort Wayne*	L, 82-63
1/11 @North Dakota State*	W, 67-61
1/13 @South Dakota State*	L, 94-72
1/18 @Omaha*	L, 86-80 2OT
1/20 @Oral Roberts*	W, 73-64
1/25 Western Illinois*	W, 70-58
1/27 South Dakota*	W, 84-68
2/3 @Fort Wayne*	L, 91-63
2/8 South Dakota State*	L, 81-77

ALL-TIME SERIES RECORDS

OPPONENT	FIRST MEETING	LAST MEETING	W	L	PCT.	STREAK	OPPONENT	FIRST MEETING	LAST MEETING	W	L	PCT.	STREAK
Acme Steel	1939-40	1939-40	0	1	.000	Lost 1	Company M	1907	1907	0	2	.000	Lost 2
Adams State	1979-80	1997-98	15	4	.789	Lost 1	Concordia (Neb.)	1979-80	1984-85	3	0	1.000	Won 3
Agate	1929	1929	1	0	1.000	Won 1	Cornell (Iowa)	1980-81	1983-84	2	0	1.000	Won 2
Air Force	1958-59	2016-17	25	26	.500	Lost 1	Cotner	1909	1909	1	0	1.000	Won 1
Akron	1959-60	1959-60	0	1	.000	Lost 1	Creighton	1938-39	1972-73	1	11	.083	Won 1
Alaska Anchorage	2013-14	2013-14	1	0	1.000	Won 1	Dakota Wesleyan	1986-87	1986-87	1	0	1.000	Won 1
Alaska Fairbanks	1991-92	1991-92	1	0	1.000	Won 1	Dana	1983-84	1985-86	1	1	.500	Lost 1
Alcorn State	2010-11	2013-14	2	0	1.000	Won 2	Dartmouth	1938-39	1998-99	1	2	.333	Lost 1
Alpine Dairy	1941-42	1941-42	0	1	.000	Lost 1	Davis & Elkins	1932-33	1932-33	1	1	.500	Won 1
Angelo State	1986-87	1993-94	1	1	.500	Lost 1	Denver Athletics Club	1904	1904	1	0	1.000	Won 1
Arizona	1961-62	1985-86	1	3	.250	Lost 1	Denver News-Times	1906	1906	1	0	1.000	Won 1
Arizona College of Bible	1995-96	1995-96	1	0	1.000	Won 1	Denver YMCA	1942-43	1943-44	1	1	.500	Won 1
Arizona State	1698-69	1985-86	1	4	.200	Lost 1	DePaul	1948-49	1961-62	0	2	.000	Lost 2
Arkansas	1944-45	1944-45	0	1	.000	Lost 1	DePauw	1973-74	1973-74	1	0	1.000	Lost 1
Arkansas-Little Rock	1998-99	2011-12	8	14	.364	Lost 3	Detroit	1972-73	1972-73	0	1	.000	Lost 1
Arkansas-Pine Bluff	2009-10	2016-17	3	0	1.000	Won 3	Doane	1944-45	1995-96	4	1	.800	Won 2
Arkansas State	1968-69	2011-12	14	11	.560	Won 2	Dordt	1986-87	1991-92	2	0	1.000	Won 2
Arvada High	1906	1906	1	0	1.000	Won 1	Drake	1935-36	2002-03	4	5	.444	Won 1
Athletes in Action	1974-75	1974-75	1	0	1.000	Won 1	Drexel	1978-79	1978-79	0	1	.000	Lost 1
Auburn	2002-03	2002-03	0	1	.000	Lost 1	DU Preps	1906	1906	1	0	1.000	Won 1
Augustana (Ill.)	1983-84	1983-84	1	0	1.000	Won 1	Duquesne	2002-03	2002-03	1	0	1.000	Won 1
Aurora	1987-88	1987-88	1	0	1.000	Won 1	Durpler's Furs	1945-46	1945-46	0	1	.000	Lost 1
Baker	1984-85	1984-85	1	0	1.000	Won 1	East Central (Okla.)	2007-08	2007-08	1	0	1.000	Won 1
Baylor	1963-64	1963-64	1	0	1.000	Won 1	East High	1906	1912	2	0	1.000	Won 2
Belmont	2013-14	2014-15	1	1	.500	Lost 1	Eastern Kentucky	1947-48	1947-48	1	0	1.000	Won 1
Bethel (Minn.)	1983-84	1996-97	2	0	1.000	Won 2	Eastern Michigan	1972-73	1972-73	0	1	.000	Lost 1
Binghamton	2002-03	2002-03	0	1	.000	Lost 1	Eastern New Mexico	1983-84	1994-95	6	3	.667	Won 5
Black Hills State	1980-81	1994-95	4	2	.667	Won 1	Eastern Washington	2002-03	2016-17	3	3	.600	Lost 2
Boise Junior College	1939-40	1939-40	1	0	1.000	Won 1	Eaton High	1912	1912	0	1	.000	Lost 1
Boise State	1977-78	2011-12	2	1	.667	Won 1	Emporia State	1948-49	1948-49	1	0	1.000	Won 1
Bradley	1941-42	1947-48	1	3	.250	Lost 2	Evansville	1954-55	1962-63	0	3	.000	Lost 3
Brigham Young	1933-34	1998-99	18	52	.257	Lost 5	Evergreen State	1997-98	1997-98	1	0	1.000	Won 1
Brown	1999-00	2000-01	1	1	.500	Won 1	Ferris State	1985-86	1985-86	0	1	.000	Lost 1
Buena Vista	1982-83	1982-83	1	0	1.000	Won 1	Fisher Bodies	1929	1929	1	0	1.000	Won 1
Bushy Business College	1907	1907	1	0	1.000	Won 1	Five Points Garage	1934-35	1934-35	1	0	1.000	Won 1
Butler	1956-57	1956-57	0	1	.000	Lost 1	Florida Atlantic	2006-07	2011-12	4	3	.571	Lost 1
Cal State Bakersfield	1995-96	1995-96	1	0	1.000	Won 1	Florida Gulf Coast	2017-18	2017-18	1	0	1.000	Won 1
Cal State Dominguez Hills	1991-92	1991-92	1	0	1.000	Won 1	Florida International	1999-00	2011-12	10	7	.588	Won 1
Cal State Fullerton	2004-05	2004-05	1	1	.500	Lost 1	Florida State	1971-72	1971-72	0	1	.000	Lost 1
Cal State Los Angeles	1961-62	1991-92	3	0	1.000	Won 3	Fon Du Lac Athletic Club	1909	1909	0	1	.000	Lost 1
Cal State Northridge	2008-09	2010-11	2	1	.667	Won 2	Fort Collins YMCA	1912	1912	1	0	1.000	Won 1
California	1966-67	2013-14	0	5	.000	Lost 5	Fort Hays State	1979-80	1997-98	1	3	.250	Lost 3
California (Pa.)	1995-96	1995-96	1	0	1.000	Won 1	Fort Lewis	1980-81	1997-98	10	6	.625	Lost 1
Camp Hale	1943-44	1943-44	0	1	.000	Lost 1	Fort Logan	1943-44	1943-44	0	1	.000	Lost 1
Canole	1937-38	1937-38	1	0	1.000	Won 1	Fort Lupton	1911	1911	0	1	.000	Lost 1
Carroll	1987-88	1987-88	1	0	1.000	Won 1	Fort Warren AFB	1942-43	1952-53	1	5	.167	Lost 3
Castle Rock High	1911-12	1911-12	1	0	1.000	Won 1	Fort Wayne	2013-14	2017-18	2	8	.200	Lost 2
Central Missouri	1994-95	1994-95	0	1	.000	Lost 1	Fratt's Bookstore	1929	1929	1	0	1.000	Won 1
Central State (Okla.)	1977-78	1994-95	1	1	.500	Lost 1	Fresno Pacific	1984-85	1984-85	1	0	1.000	Won 1
Chadron State	1979-80	1997-98	19	5	.792	Lost 1	Fresno State	1973-74	1974-75	0	2	.000	Lost 2
Chapman	1958-59	1958-59	0	1	.000	Lost 1	Friends	1941-42	1996-97	2	0	1.000	Won 2
Cheyenne	1911	1911	0	1	.000	Lost 1	Gannon	1976-77	1976-77	0	1	.000	Lost 1
Chicago State	2002-03	2003-04	2	0	1.000	Won 2	George Washington	1964-65	1964-65	0	1	.000	Lost 1
Cincinnati	1963-64	1985-86	0	4	.000	Lost 4	Georgetown	1947-48	1947-48	0	1	.000	Lost 1
The Citadel	2011-12	2011-12	1	0	1.000	Won 1	Georgetown (Colo.)	1906	1906	0	1	.000	Lost 1
Cleveland State	1977-78	1977-78	0	1	.000	Lost 1	Globe Refiners	1934-35	1934-35	0	1	.000	Lost 1
Coe	1983-84	1989-90	2	0	1.000	Won 2	Gonzaga	2003-04	2003-04	0	1	.000	Lost 1
Colorado	1904	2007-08	25	58	.338	Lost 7	Graceland	1979-80	1979-80	1	0	1.000	Won 1
Colorado Christian	1987-88	2000-01	17	6	.739	Won 9	Grambling	2008-09	2008-09	1	0	1.000	Won 1
Colorado College	1904	2000-01	39	41	.488	Won 1	Grand Canyon	1988-89	1988-89	0	1	.000	Lost 1
Colorado Mesa	1975-76	2017-18	5	2	.714	Won 1	College of Great Falls	1977-78	1981-82	2	1	.667	Won 1
Colorado School of Mines	1906	1997-98	63	34	.650	Won 1	Grinnell	1945-46	1945-46	1	0	1.000	Won 1
Colorado Springs YMCA	1906	1909	1	1	.500	Lost 1	Hamline	1947-48	1948-49	0	2	.000	Lost 2
Colorado State	1904	2014-15	67	94	.416	Lost 1	Hardin-Simmons	1945-46	1976-77	2	0	1.000	Won 2
CU-Colorado Springs	1987-88	1997-98	21	3	.875	Lost 1	Harvard	2013-14	2013-14	0	1	.000	Lost 1
Columbia	1949-50	1949-50	0	1	.000	Lost 1	Hastings	1945-46	1988-89	1	1	.500	Lost 1
Company C	1907	1907	1	0	1.000	Won 1	Hawaii	1959-60	1959-60	1	0	1.000	Won 1
Company F	1907	1911	0	2	.000	Lost 2	Hawaii Loa	1984-85	1984-85	1	0	1.000	Won 1
Company G	1909	1909	0	1	.000	Lost 1	Hawaii Pacific	1984-85	1984-85	0	1	.000	Lost 1



ALL-TIME SERIES RECORDS

OPPONENT	FIRST MEETING	LAST MEETING	W	L	PCT.	STREAK	OPPONENT	FIRST MEETING	LAST MEETING	W	L	PCT.	STREAK
Highland Park	1907	1907	1	0	1.000	Won 1	Middle Tennessee	2000-01	2011-12	7	9	.438	Won 1
Holy Names	1996-97	1996-97	1	0	1.000	Won 1	Midland Lutheran	1979-80	1982-83	2	1	.667	Won 1
Houston	1971-72	1973-74	0	3	.000	Lost 3	Minnesota	1988-89	1988-89	0	1	.000	Lost 1
Houston Baptist	1978-79	1978-79	2	0	1.000	Won 2	Minnesota-Duluth	1972-73	1972-73	1	0	1.000	Won 1
Howard Payne	1947-48	1991-92	2	0	1.000	Won 2	Minnesota State Mankato	1947-48	1947-48	0	1	.000	Lost 1
Humboldt State	1995-96	1995-96	1	0	1.000	Won 1	Mississippi	1954-55	1954-55	1	0	1.000	Won 1
Hunt Oilers	1934-35	1934-35	1	0	1.000	Won 1	Mississippi State	1956-57	1956-57	0	1	.000	Lost 1
Idaho	1966-67	2012-13	4	0	1.000	Won 4	Missouri	1938-39	1939-40	0	2	.000	Lost 2
Idaho Springs YMCA	1906	1909	1	1	.500	Won 1	Missouri-Kansas City	1988-89	2003-04	2	4	.333	Lost 1
Idaho State	1956-57	2015-16	5	4	.556	Won 2	Montana	1942-43	2009-10	17	14	.548	Won 1
Ideal Cleaners	1930-31	1930-31	1	0	1.000	Won 1	Montana State	1923-24	2017-18	4	11	.266	Lost 2
Illinois	1978-79	1978-79	0	1	.000	Lost 1	Montana State-Billings	1976-77	1990-91	2	2	.500	Lost 2
Illinois-Chicago	2005-06	2005-06	1	0	1.000	Won 1	Montana Tech	1975-76	2001-02	3	1	.750	Won 2
Indiana State	1976-77	1976-77	0	1	.000	Lost 1	Morehead State	1977-78	1977-78	0	1	.000	Lost 1
Iona	2011-12	2012-13	0	2	.000	Lost 2	Morgan State	2007-08	2007-08	1	0	1.000	Won 1
Iowa	1936-37	1977-78	0	7	.000	Lost 7	Morningside	1909	1909	0	1	.000	Lost 1
Iowa Pre-Flight	1943-44	1943-44	0	1	.000	Lost 1	Morris Brown	2001-02	2001-02	2	0	1.000	Won 2
Iowa State	1936-37	1984-85	2	3	.400	Lost 1	Mount Senario	1992-93	1996-97	2	1	.667	Lost 1
IUPUI	2013-14	2016-17	3	5	.375	Lost 1	Muscatine	1908	1908	0	1	.000	Lost 1
Jacksonville	2016-17	2016-17	0	1	.000	Lost 1	National Christian	1983-84	1983-84	1	0	1.000	Won 1
James Madison	1977-78	2002-03	2	0	1.000	Won 2	Naval Air	1942-43	1942-43	1	0	1.000	Won 1
Johnson & Wales	2017-18	2017-18	1	0	1.000	Won 1	Navy	1999-00	2000-01	0	3	.000	Lost 3
Judson	1986-87	1986-87	1	0	1.000	Won 1	Navy Amphibious	1952-53	1952-53	0	2	.000	Lost 2
Kansas	1941-42	1962-63	1	3	.250	Lost 1	Nebraska	1907	2002-03	2	6	.250	Lost 2
Kansas City Life	1934-35	1934-35	1	0	1.000	Won 1	Nebraska-Kearney	1987-88	1997-98	4	8	.333	Lost 3
Kansas Newman	1985-86	1986-87	2	0	1.000	Won 2	Nebraska Wesleyan	1907	1981-82	7	0	1.000	Won 7
Kansas State	1951-52	2004-05	0	4	.000	Lost 4	Neenah Athletic Club	1909	1909	0	1	.000	Lost 1
Kansas Wesleyan	1984-85	1984-85	1	0	1.000	Won 1	Nevada	1937-38	1975-76	1	1	.500	Won 1
Kennesaw State	2005-06	2005-06	1	0	1.000	Won 1	Nevada-Las Vegas	1967-68	1976-77	1	3	.250	Lost 3
Kenosha YMCA	1907	1929	1	1	.500	Lost 1	New Hampshire	1978-79	1978-79	0	1	.000	Lost 1
Kent	1970-71	1970-71	1	0	1.000	Won 1	New Mexico	1940-41	1970-71	21	21	.500	Lost 4
Kentucky Wesleyan	1953-54	1954-55	0	2	.000	Lost 2	New Mexico Highlands	1986-87	1997-98	10	4	.714	Won 5
Lamar	2008-09	2009-10	1	1	.500	Won 1	New Mexico State	1959-60	2004-05	6	13	.316	Won 1
Langston	1995-96	1995-96	1	0	1.000	Won 1	New Orleans	1976-77	2014-15	8	20	.286	Won 4
Lawrence	1909	1909	0	1	.000	Lost 1	New York Furniture	1934-35	1934-35	1	0	1.000	Won 1
Lincoln	1993-94	1993-94	1	0	1.000	Won 1	New York University	1958-59	1966-67	0	4	.000	Lost 4
Lipscomb	2015-16	2015-16	1	0	1.000	Won 1	Niagara	1948-49	1950-51	0	3	.000	Lost 3
Littleton Athletic Club	1912	1912	0	1	.000	Lost 1	Nicholls State	1989-90	1989-90	0	1	.000	Lost 1
Long Beach State	1965-66	1965-66	1	0	1.000	Won 1	North Central	1988-89	1988-89	1	0	1.000	Win 1
Long Island	1949-50	1950-51	0	2	.000	Lost 2	North Dakota	1991-92	1995-96	2	1	.667	Lost 1
Longmont Elks	1934-35	1934-35	1	0	1.000	Won 1	North Dakota State	1993-94	2017-18	6	10	.375	Won 2
Longmont Athletic Club	1906	1906	0	1	.000	Lost 1	North Texas	1968-69	2011-12	10	16	.385	Won 1
Loras	1945-46	1989-90	2	0	1.000	Won 2	Northern Arizona	1992-93	2005-06	2	1	.667	Won 1
Los Angeles Police	1947-48	1947-48	1	0	.000	Won 1	Northern Colorado	1906	2017-18	77	40	.658	Lost 1
Louisiana-Lafayette	1999-00	2011-12	9	19	.321	Won 1	Northern Illinois	1973-74	1977-78	2	0	1.000	Won 2
Louisiana-Monroe *	1977-78	2011-12	11	5	.688	Won 4	Northern Iowa	2008-09	2014-15	1	3	.250	Lost 1
Louisiana State	1964-65	1964-65	0	1	.000	Lost 1	Northern Montana	1975-76	1982-83	3	1	.750	Won 1
Louisiana Tech	1999-00	2012-13	2	3	.400	Won 1	Northwest Nazarene	1979-80	1983-84	2	1	.667	Won 2
Louisville	1949-50	1949-50	1	1	.500	Won 1	Northwestern (Iowa)	1983-84	1984-85	0	2	.000	Lost 2
Lowry AFB	1944-45	1946-47	1	2	.333	Lost 1	Notre Dame	1947-48	1973-74	1	2	.333	Lost 2
Loyola (Ill.)	1941-42	1997-98	3	5	.375	Lost 1	Occidental	1986-87	1986-87	1	0	1.000	Won 1
Loyola (Md.)	1998-99	1998-99	0	2	.000	Lost 2	Ohio	2012-13	2012-13	1	0	1.000	Won 1
Loyola Marymount	2003-04	2004-05	0	2	.000	Lost 2	Ohio Northern	1976-77	1976-77	1	0	1.000	Won 1
Manhattan	1998-99	2001-02	1	1	.500	Lost 1	Ohio State	1948-49	2000-01	1	3	.250	Lost 2
Manual High	1912	1912	1	0	1.000	Won 1	Oklahoma	1946-47	2007-08	0	3	.000	Lost 3
Marquette	1966-67	1968-69	1	3	.250	Lost 3	Oklahoma City	1946-47	1979-80	11	18	.379	Lost 1
Marshall	1940-41	1955-56	2	2	.500	Lost 1	Oklahoma State	1943-44	1943-44	0	2	.000	Lost 2
Mary Hardin-Baylor	1991-92	1991-92	1	0	1.000	Won 1	Omaha	1943-44	2017-18	9	5	.642	Won 1
Maryland	2012-13	2012-13	0	1	.000	Lost 1	Oral Roberts	1978-79	2017-18	8	4	.666	Won 5
McPherson	1979-80	1979-80	1	0	1.000	Won 1	Oregon	1959-60	2010-11	1	6	.143	Lost 3
Mercer	2012-13	2013-14	1	1	.500	Lost 1	Oregon State	1940-41	2000-01	1	2	.333	Won 1
Merchant Marines	1976-77	1976-77	1	0	1.000	Won 1	Ottawa (Kan.)	1990-91	1990-91	1	0	1.000	Won 1
Meter Readers	1932-33	1932-33	1	0	1.000	Won 1	Outdoor (Boulder, Colo.)	1931	1931	1	0	1.000	Won 1
Metro State	1984-85	1997-98	15	11	.757	Lost 1	Pacific	1975-76	1975-76	1	0	1.000	Won 1
Miami (Fla.) AAU	1929	1929	1	0	1.000	Won 1	Panhandle State	1983-84	1983-84	1	0	1.000	Won 1
Miami (Ohio)	1974-75	1974-75	0	1	.000	Lost 1	Park College	1988-89	1988-89	1	0	1.000	Won 1
Michigan	1954-55	1961-62	2	3	.400	Lost 1	Pasadena Majors	1933-34	1933-34	1	0	1.000	Won 1
Michigan State	1951-52	1951-52	0	1	.000	Lost 1	Penn State	1960-61	2007-08	1	1	.500	Lost 1
Michigan Tech	1992-93	1992-93	1	0	1.000	Won 1	Pepperdine	2013-14	2013-14	0	1	.000	Lost 1

ALL-TIME SERIES RECORDS

OPPONENT	FIRST MEETING	LAST MEETING	W	L	PCT.	STREAK	OPPONENT	FIRST MEETING	LAST MEETING	W	L	PCT.	STREAK
Phillips 66ers	1942-43	1942-43	0	1	.000	Lost 1	Texas Christian	1970-71	1970-71	2	0	1.000	Won 2
Piggly Wiggly	1931-32	1932-33	0	3	.000	Lost 3	Texas-El Paso	1963-64	2013-14	1	4	.200	Lost 2
Pittsburg State	1986-87	1986-87	1	0	1.000	Won 1	Texas-Pan American	1974-75	1998-99	3	5	.375	Won 1
Pittsburgh	1948-49	1948-49	1	0	1.000	Won 1	Texas-San Antonio	2012-13	2012-13	2	0	1.000	Won 2
Plymouth Athletic Club	1909	1909	0	1	.000	Lost 1	Texas Southern	2011-12	2011-12	1	0	1.000	Won 1
Point Loma	1983-84	1983-84	1	0	1.000	Won 1	Texas State	2012-13	2012-13	2	1	.667	Lost 1
Port Washington	1907	1909	0	3	.000	Lost 3	Texas Tech	1944-45	1967-68	3	0	1.000	Won 3
Portland	1969-70	2010-11	6	7	.462	Lost 5	Texas Wesleyan	1946-47	1946-47	0	1	.000	Lost 1
Portland State	2011-12	2011-12	1	1	1.000	Won 1	Toledo	1948-49	1950-51	0	3	.000	Lost 3
Professional Schools	1906	1906	0	1	.000	Lost 1	Transitis	1935-36	1935-36	0	1	.000	Lost 1
Purdue	1937-38	1937-38	0	1	.000	Lost 1	Trinity	1981-82	1981-82	1	0	1.000	Won 1
Regis	1931-32	1997-98	60	22	.732	Lost 2	Troy	2005-06	2011-12	3	5	.375	Won 1
Rhode Island	1979-80	1979-80	0	1	.000	Lost 1	Tulane	1966-67	1977-78	1	5	.167	Lost 3
Rockford	1994-95	1994-95	1	0	1.000	Won 1	Two Rivers Athletic Club	1909	1909	0	1	.000	Lost 1
Rockmont	1979-80	1983-84	9	0	1.000	Won 9	UC Irvine	2013-14	2016-17	0	2	.000	Lost 2
Rocky Mountain	1979-80	1984-85	2	0	1.000	Won 2	UCLA	1951-52	1975-76	1	10	.091	Lost 4
Sacramento State	2005-06	2016-17	1	2	.000	Won 1	UCLA Riverside	1996-97	2016-17	2	2	.500	Won 1
St. Ambrose	1988-89	1988-89	1	0	1.000	Won 1	UC San Diego	1976-77	1976-77	1	0	1.000	Won 1
St. Bonaventure	1966-67	1966-67	1	0	1.000	Won 1	UC Santa Barbara	2010-11	2010-11	0	1	.000	Lost 1
St. Francis	2013-14	2013-14	1	0	1.000	Won 1	UNC Greensboro	1990-91	1990-91	0	1	.000	Lost 1
St. Francis (BKN)	2017-18	2017-18	1	0	1.000	Won 1	USC Upstate	2017-18	2017-18	1	0	1.000	Won 1
St. John's (Kan.)	1981-82	1983-84	3	0	1.000	Won 3	U.S. International	1979-80	1980-81	0	2	.000	Lost 2
St. John's (N.Y.)	1947-48	1948-49	1	1	.500	Lost 1	Utah	1931-32	1989-90	15	50	.230	Lost 5
St. Joseph's (Pa.)	1947-48	2014-15	1	2	.333	Won 1	Utah State	1937-38	2012-13	38	53	.418	Won 3
St. Louis	2001-02	2001-02	0	1	.000	Lost 1	Utah Valley	2015-16	2016-17	1	1	.500	Lost 1
St. Martin's	1993-94	1993-94	1	0	1.000	Won 1	Valley City State	1993-94	1993-94	0	1	.000	Lost 1
St. Mary's (Calif.)	1982-83	2014-15	1	3	.250	Lost 1	Valparaiso	1948-49	1948-49	1	0	1.000	Won 1
St. Mary's (Minn.)	1989-90	1989-90	1	0	1.000	Won 1	VFW	1932-33	1932-33	1	0	1.000	Won 1
St. Mary of the Plains	1990-91	1990-91	1	0	1.000	Won 1	Virginia	1973-74	1973-74	0	1	.000	Lost 1
Samford	1975-76	1977-78	1	1	.500	Lost 1	Virginia Military Institute	1955-56	1955-56	1	0	1.000	Won 1
San Diego	1982-83	2015-16	2	0	1.000	Won 2	Washington (Mo.)	1954-55	1970-71	3	0	1.000	Won 3
San Diego State	1958-59	1962-63	1	1	.500	Won 1	Washington State	1965-66	1974-75	1	2	.333	Lost 1
San Francisco	1946-47	2004-05	1	3	.250	Lost 3	Wayne State (Neb.)	1966-67	1997-98	2	2	.500	Lost 2
San Jose State	1959-60	2017-18	6	0	1.000	Won 6	Waynesburg	1983-84	1983-84	0	1	.000	Lost 1
Santa Clara	1951-52	2015-16	2	1	.667	Won 1	Weber State	1992-93	2016-17	2	2	.500	Won 2
College of Santa Fe	1977-78	1985-86	13	5	.722	Won 3	West Texas A&M	1944-45	1968-69	0	3	.000	Lost 3
Seattle	1956-57	2012-13	4	4	.400	Won 3	Western Illinois	1977-78	2017-18	10	2	.833	Won 4
Seattle Pacific	1985-86	1985-86	1	0	1.000	Won 1	Western Kentucky	1957-58	2011-12	7	10	.412	Lost 1
Shenandoah Athletic Club	1909	1909	1	0	1.000	Won 1	Western Michigan	1970-71	1970-71	0	1	.000	Lost 1
Simpson	1936-37	1936-37	1	0	1.000	Won 1	Western Montana	1979-80	1985-86	4	0	1.000	Won 4
Sioux City YMCA	1909	1909	1	0	1.000	Won 1	Western New Mexico	1979-80	1979-80	0	1	.000	Lost 1
Sioux Falls	1986-87	1986-87	1	0	1.000	Won 1	Western State	1923	1997-98	38	11	.776	Won 1
South Alabama	1971-72	2016-17	14	12	.538	Won 4	Westmar	1981-82	1985-86	2	0	1.000	Won 2
South Carolina	1953-54	1953-54	1	0	1.000	Won 1	Westminister	1911	1911	2	0	1.000	Won 2
South Dakota	1909	2017-18	8	7	.533	Lost 1	Westmont	1981-82	1991-92	2	0	1.000	Won 2
South Dakota State	1969-70	2017-18	6	14	.300	Lost 4	Wheaton	1987-88	1987-88	0	1	.000	Lost 1
South Dakota Tech	1975-76	1988-89	7	1	.875	Won 2	Wheat Ridge	1931	1931	1	0	1.000	Won 1
South Dakota-Springfield	1980-81	1980-81	1	0	1.000	Won 1	Whitney Sporting Goods	1906	1906	1	0	1.000	Won 1
Southern California	1955-56	1976-77	2	5	.286	Lost 1	Whittier (Calif.)	1977-78	1984-85	2	0	1.000	Won 2
Southern Colorado	1967-68	1997-98	29	18	.617	Lost 1	Wichita State	1980-81	1980-81	0	1	.000	Lost 1
Southern Indiana	1996-97	1996-97	0	1	1.000	Lost 1	William Jewell	1907	1907	0	1	.000	Lost 1
S. Illinois-Edwardsville	1997-98	1997-98	1	0	1.000	Won 1	William Penn	1996-97	1996-97	1	0	1.000	Won 1
Southern (La.)	1989-90	2013-14	1	1	.500	Won 1	Williams Field	1942-43	1942-43	1	0	1.000	Won 1
Southern Methodist	1967-68	1967-68	1	0	1.000	Won 1	Wisconsin	1953-54	1988-89	0	2	.000	Lost 2
Southern Mississippi	1973-74	2012-13	3	1	.750	Lost 1	Wisconsin-Eau Claire	1985-86	1985-86	0	1	.000	Lost 1
Southern Utah	1983-84	2012-13	4	5	.444	Won 1	Wisconsin-Milwaukee	1975-76	2015-16	2	1	.667	Lost 1
Southwestern	1994-95	1994-95	1	0	1.000	Won 1	Wooster	1974-75	1974-75	1	0	1.000	Won 1
Stanford	1946-47	2017-18	2	11	.153	Lost 8	Wright State	1998-99	1998-99	1	1	.500	Won 1
Stetson	1976-77	1976-77	1	0	1.000	Won 1	Wyoming	1920	2017-18	51	104	.329	Won 1
Stonehill	1993-94	1993-94	0	1	.000	Lost 1	Yale	1998-99	1999-00	2	0	1.000	Won 2
Supreme Dairy	1934-35	1934-35	1	0	1.000	Won 1							
Syracuse	1948-49	1948-49	1	0	1.000	Won 1							
Tabor	1985-86	1990-91	2	0	1.000	Won 2							
Taylor Clothing	1930	1930	1	0	1.000	Won 1							
Tennessee	1953-54	1962-63	0	2	.000	Lost 2							
Texas	1962-63	1962-63	0	1	.000	Lost 1							
Texas A&M	1973-74	2016-17	0	2	.000	Lost 2							
Texas A&M-CC	2001-02	2014-15	5	1	.833	Won 5							
Texas-Arlington	1975-76	2012-13	5	1	.833	Won 4							
							2017-18 Opponents in Bold						
							*Formerly Northeast Louisiana						

DENVER

PIONEER

NATION

▶▶ CONNECT WITH US
ON SOCIAL MEDIA



@DENVERPIONEERS



/DENVERPIONEERS



@DU_PIONEERS



#DUGAMEDAY

#DU1NATION

DENVER

11/6 MAINE

11/12 at Kansas State

11/15 ABILENE CHRISTIAN

11/23 at Seattle

11/24 vs. Longwood[^]

11/25 vs. Fairfield[^]

11/28 NORTHERN COLORADO

12/1 at Utah Valley

12/5 at Air Force

12/9 WESTERN STATE

12/11 at Wyoming

12/15 at UC Irvine

12/18 MONTANA STATE

12/21 at Gonzaga

12/28 at Omaha*

12/30 at Western Illinois*

1/2 SOUTH DAKOTA*

1/5 NORTH DAKOTA*

1/18 at Omaha*

1/10 at South Dakota State*

1/16 NORTH DAKOTA STATE*

1/20 ORAL ROBERTS*

1/26 at Purdue Fort Wayne*

2/3 SOUTH DAKOTA STATE*

2/7 at Oral Roberts*

2/9 at North Dakota State

2/14 PURDUE FORT WAYNE*

2/20 at South Dakota*

2/23 at North Dakota*

2/28 WESTERN ILLINOIS*

3/2 OMAHA*

3/9-12 Summit League Tourn.!

[^] Game played in
Seattle, Wash.

* Summit League Game

THE
SUMMIT
LEAGUE

